



LIBRARIES

UNIVERSITY OF WISCONSIN-MADISON

Wisconsin women's basketball 2002-2003 media guide.

Flarup, Tamara J.

[Madison, Wisconsin]: UW Communications, 2023-01-17

<https://digital.library.wisc.edu/1711.dl/GGIE66N6OXXB28N>

<http://rightsstatements.org/vocab/InC/1.0/>

The libraries provide public access to a wide range of material, including online exhibits, digitized collections, archival finding aids, our catalog, online articles, and a growing range of materials in many media.

When possible, we provide rights information in catalog records, finding aids, and other metadata that accompanies collections or items. However, it is always the user's obligation to evaluate copyright and rights issues in light of their own use.

WISCONSIN

WOMEN'S BASKETBALL

2002-2003 MEDIA GUIDE




Together!

WISCONSIN BADGERS



BADGERBALL'S RECORD ATTENDANCE

- ▶ Wisconsin has led the Big Ten in cumulative attendance four years, and ranked among the top nine in the nation in attendance since 1995.
- ▶ Wisconsin is home to all the Big Ten Conference attendance records setting a single-game conference mark of 17,142 in 2002. The Badgers established the all-time best average with 10,455/game in 1998.
- ▶ The Badgers set a league record with 12,274 attending Big Ten games that same year.



2002-03 MEDIA GUIDE

Table of Contents

Radio/TV Roster	2
Badger Numerical Roster	3
Badger Quick Facts/Road Headquarters	4
Regular Media Outlets	5
Media Information	6
2001-02 Season Review	8
2002-03 Season Preview	10
Badger Chat with Coach A	11
BadgerBall Support Staff	14
Coaching Staff	15
Jane Albright, Head Basketball Coach	15
Assistant Coaches Kate Peterson, Erika Lang-Montgomery	19
Al Brown, Sheli Kuhl, Dir. of Basketball Operations	20
Kyle Rechlicz, Student Assistant Coach	21
Player Profiles	22
Newcomers	38
Community Service	41
Individual Honor Roll	42
All-Big Ten Honors	42
1,500 and 1,000-Point Scorers	43
MVP's, Elite teams, All-Americans, Badgers in the Pros	44
Academic Honors	47
Letterwinners/ All-Time Uniform Numbers	48
Badger Records	
Attendance Records	52
Team Single Game Records	53
Team Season Records	54
Year-by-Year Leaders	56
Career Records	58
Freshmen Records	60
Individual Single Game Records	62
Individual Single Season Records	64
Field House Records	66
Kohl Center Records	67
UW All-Time Team Highlights	68
NCAA Tournament History	68
UW Record vs. Nationally Ranked Teams	70
History in the Polls	72
History in all tournaments	73
All-time Program and Coaching Records	74
2001-02 Statistical Review	75
Final Statistics—Cumulative and Big Ten	75
Individual Superlatives and Game-By-Game Review	76
Team Game-by-Game Review	78
Team and Opponent Highs and Lows	79
2001-02 Box Scores	80
The Big Ten Conference	88
2002 Big Ten Conference Standings	89
2002 All-Conference Team	89
2002 Conference Statistical Leaders	90
2002 Big Ten Composite Schedule	91
Opponent Information (Big Ten and Non Conference Schools)	92
Records Vs. Opponents	107
Season-by-Season Results	112
The Kohl Center	120
Badgers Travel the World and the USA	122
Promoting the Badgers—Posters	127
The Wisconsin Experience	129
2002-2003 Schedule	Back Cover



Wisconsin On-Line

The Internet's World Wide Web
Wisconsin Intercollegiate Athletics
<http://UWBADGERS.COM>
General UW Campus Information
<http://www.wiscinfo.wisc.edu/CityofMadison,Wisconsin>
<http://www.ci.madison.wi.us>
The Big Ten Conference
<http://www.bigten.org>

Brochure Credits

Written by Tamara J. Flarup with assistance
 by Erin Baugus and Jenny Beorkrem,
 UW Sports Information Office

Designed by Barry Roal Carlsen,
 UW Communications; editorial production
 and assistance by Linda Kietzer
 and Jenny Klaila

Contributing Photographers: Jay Salvo,
 Greg Anderson, Dave Stluka, Jamie Young,
 Jeff Miller, Tam Flarup, Jane Albright



2 Jessica Liegel
G • 5-9 • Sr.
Plain, Wis.
River Valley



4 Erin Olson
G • 5-9 • Fr.
Waukesha, Wis.
Waukesha



11 Stephanie Rich
G • 5-11 • So.
Crawfordsville,
Iowa
Washington



12 Abby Simmons
G • 5-9 • Jr.
Verona, Wis.
Verona



14 Ashley Josephson
G • 5-8 • Fr.
Onalaska, Wis.
West Salem



15 Katy Aagaard
G • 5-10 • So.
Edina, Minn.
Edina



20 Lello Gebisa
C • 6-7 • Jr.
W. Lafayette,
Ind.
W. Lafayette



22 Leah Hefte
G • 5-11 • Sr.
McFarland, Wis.
McFarland



23 Jordan Wilson
F • 6-1 • Fr.
Naperville, Ill.
Benet Academy



25 Ebba Gebisa
F • 6-3 • So.
W. Lafayette,
Ind.
W. Lafayette



34 Annie Nelson
F • 6-1 • Fr.
Hudson, Wis.
Hudson



35 Kjersten Bakke
G • 5-11 • Fr.
DeForest, Wis.
DeForest



40 Shawna Nicols
G • 5-10 • So.
Milwaukee, Wis.
Pius XI



43 Kristi Seeger
F • 6-0 • Sr.
Stoughton, Wis.
Stoughton



44 Emily Ashbaugh
C • 6-5 • Jr.
Woodinville,
Wash.
Redmond



Coach Jane Albright
Head Coach
9th Year
Appalachian St. '77



2002-03 WISCONSIN BASKETBALL ROSTER



2002-03 Badger Team: L-R Front Row: Shawna Nicols, Ashley Josephson, Teneishia Price, Abby Simmons; 2nd Row: Jessica Liegel, Kristi Seeger, Leah Hefte, Katy Aagaard, Stephanie Rich; 3rd Row: Annie Nelson, Lello Gebisa, Jordan Wilson, Emily Ashbaugh, Ebba Gebisa; Not pictured: Erin Olson, Kjersten Bakke

■ Numerical Roster

No.	Name	Pos.	Ht.	Yr.	Hometown (High School)
2	Jessica Liegel**	G/F	5-9	Sr.	Plain, WI (River Valley HS)
4	Erin Olson	G	5-9	Fr.	Waukesha, WI (South)
11	Stephanie Rich*	G	5-11	So.	Crawfordsville, IA (Washington)
12	Abby Simmons**	F	5-9	Jr.	Verona, WI (Verona)
14	Ashley Josephson	G	5-8	Fr.	Onalaska, WI (West Salem)
15	Katy Aagaard*	G/F	5-10	So.	Edina, MN (Edina)
20	Lello Gebisa	C	6-7	Sr./Jr.	W. Lafayette, IN (W. Lafayette/Duke)
22	Leah Hefte***	G	5-11	Sr.	McFarland, WI (McFarland)
23	Jordan Wilson	F	6-1	Fr.	Naperville, IL (Benet Academy)
25	Ebba Gebisa*	F	6-3	So.	West Lafayette, IN (West Lafayette)
34	Annie Nelson	F	6-1	Fr.	Hudson, WI (Hudson)
35	Kjersten Bakke	G/F	5-11	Fr.	DeForest, WI (DeForest)
40	Shawna Nicols*	G	5-10	So.	Milwaukee, WI (Pius XI)
43	Kristi Seeger***	F	6-0	Sr.	Stoughton, WI (Stoughton)
44	Emily Ashbaugh**	C	6-5	Jr.	Woodinville, WA (Redmond)

* Denotes number of letter awards won

■ Alphabetical

15 Katy Aagaard
44 Emily Ashbaugh
35 Kjersten Bakke
25 Ebba Gebisa
20 Lello Gebisa
22 Leah Hefte
14 Ashley Josephson
2 Jessica Liegel
34 Annie Nelson
40 Shawna Nicols
4 Erin Olson
11 Stephanie Rich
43 Kristi Seeger
12 Abby Simmons
23 Jordan Wilson

■ Eligibility

5 Freshmen
4 Erin Olson
14 Ashley Josephson
23 Jordan Wilson
34 Annie Nelson
35 Kjersten Bakke
4 Sophomores
11 Stephanie Rich
15 Katy Aagaard
25 Ebba Gebisa
40 Shawna Nicols
3 Juniors
12 Abby Simmons
20 Lello Gebisa
44 Emily Ashbaugh

3 Seniors
2 Jessica Liegel
22 Leah Hefte
43 Kristi Seeger

■ Pronunciation

2 LE gal
20 LEL o Guh BE za
25 EB ba Guh BE za
35 BAHK ee
44 ASH baw

Coach Jane ALL bright

Head Coach: Jane Albright

UW Record: 152-86 (8 yrs)
Big Ten Record: 77-51 (8 yrs)
Career Record:
342-196 (18 yrs)

Assistant Coaches:

Kate Peterson
Erika Lang-Montgomery
Al Brown

Director of Basketball Operations:

Sheli Kuhl

Managers: Katie Stojasavljevic, Don Adams

Event Coordinator:

Lee Dicklitch

Marketing and Promotions:

Kevin Kluender

Strength Coach:

Scott Hettenbach

Tickets:

Brian Evenson

Athletic Trainer:

Michael Moll

Team Physicians:

Dr. Kathleen Carr
Dr. Ben Graf

Videographer:

Andy Augustyn

Equipment Manager:

Gary Poels

Sports Information:

Tamara J. Flarup

SID Office: (608) 263-5502

FAX: (608) 265-8051

KC Media Row: (608) 265-4333

On-Line: UWBADGERS.COM

BADGER QUICK FACTS & ROAD HEADQUARTERS

Quick Facts

School: University of Wisconsin-Madison

Location: Madison, WI

Population: 205,544

Enrollment: 41,522

Nickname: Badgers

Mascot: Bucky Badger

Colors: Cardinal and White

School Song: "On Wisconsin!"

Playing Facility: Kohl Center (17,142)

Athletic Conference Affiliations:

Big Ten—Intercollegiate Conference
of Faculty Representatives

NCAA—National Collegiate
Athletic Association, Division I

Chancellor: John Wiley

Athletic Board Chairman:

Professor Bernice Durand

Special Assistant to the Chancellor:

Professor David M. McDonald

Athletic Director: Pat Richter

Associate Director—Women's

Basketball: Jamie Pollard

Director of Web Site Services and Women's

Basketball Contact:

Tamara J. Flarup

Office: (608) 263-5502

Home: (608) 238-3650

E-Mail: tjf@athletics.wisc.edu

Sports Info Fax: (608) 265-8051

UW Media Row (KC): (608) 265-4333

UW Media Row (FH): (608) 263-2249

Head Basketball Coach:

Jane Albright (608) 263-5506

Coaching Records:

Career: 342-196 (.636) 18 years

UW: 154-86 (.642) 8 years

Big Ten: 77-51 (.601) 8 years

Assistant Coaches:

Kate Peterson (608) 262-8247

Erika Lang-Montgomery (608) 263-4225

Al Brown (608) 265-9892

Director of Basketball Operations:

Sheli Kuhl (608) 265-8643

smk@athletics.wisc.edu

Basketball Fax: (608) 265-4355

Mailing Address: 601 West Dayton

Madison, WI, 53715-1206

Athletic Ticket Office: (608) 262-1440

2001-02 Record: 19-12

2002 Big Ten Record/Finish:

8-8/T5th—lost to Penn State 62-76 in
semifinals of Big Ten Tourney

2002 Post Season Appearance:

NCAA 1st Round—Lost to Ariz. St. 70-73

Starters Returning/Lost: 2/3

Letterwinners Returning/Lost: 9/6

All-Time Program Record:

388-382 (.504) 27 years

All-Time Big Ten Record:

152-192 (.442) 19 years

All-Time Home Records:

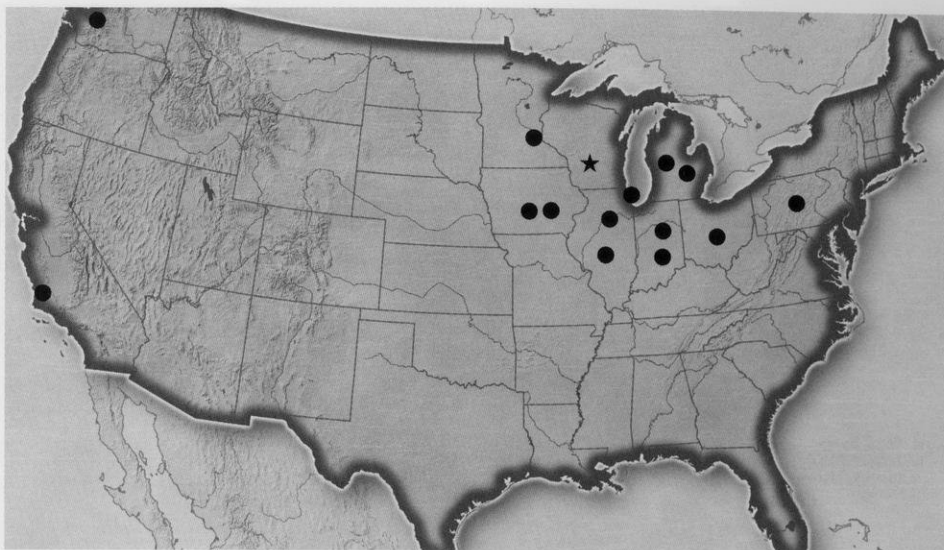
220-126 (.636) 27 years

Kohl Center Record:

52-14 (.787 since Jan. of 1998)

Coach Albright's Home Record:

89-20 (.816 since 1994-95)



Road Headquarters

Nov. 21-22 @ Northern Illinois

Best Western Inn & Suites

1212 W. Lincoln Hwy

DeKalb, IL 60115

Phone: (815) 758-8661

Fax: (815) 758-0001

Nov. 27-Dec. 1 @ Pepperdine Tournament

Warner Center Marriott Woodland Hills

21850 Oxnard Street

Woodland Hills, CA 91367

Phone: (818) 887-4800

Fax: (818) 340-5893

Dec. 1-2 @ Washington

Sheraton Seattle Hotel and Towers

1400 Sixth and Pike Streets

Seattle, WA 98101

Phone: (206) 621-9000

Fax: (206) 621-8441

Dec. 13-14 @ Drake University

Embassy Suites on the River

101 E. Locust

Des Moines, IA 50309

Phone: (515) 244-1700

Fax: (515) 244-2537

Jan. 11-12 @ Illinois

Hawthorne Suites

101 Trade Center Drive

Champaign, IL 61820

Phone: (217) 398-1449

Fax: (217) 398-6147

Jan. 20-21: at University of Iowa

Sheraton Hotel Iowa City

210 South Dubuque Street

Iowa City, IA 52240

Phone: (319) 337-4058

FAX: (319) 337-9045

Jan. 23-24: at Indiana

Century Suites

300 S.R. 446

Bloomington, IN 47401

Phone: (812) 336-7777

FAX: (812) 336-0436

Jan. 29-30: at Northwestern

The Westin on Michigan Avenue

909 North Michigan Avenue

Chicago, IL 60611-1531

Phone: (312) 943-7200

FAX: (312) 943-9347

Feb. 8-9: at Ohio State

Adam's Mark Hotel & Resorts

50 North Third Street

Columbus, OH 43215

Phone: (614) 228-5050

Fax: (614) 228-2525

Feb. 12-13: at Michigan

Crowne Plaza Hotels and Resorts

610 Hilton Boulevard

Ann Arbor, MI 48108

Phone: (734) 761-7800

Fax: (734) 761-1040

Feb. 26-27: at Minnesota

Hyatt Regency Minneapolis

1300 Nicollet Mall

Minneapolis, MN 55403

Phone: (612) 370-1474

March 1-2: at Penn State

The Penn Stater Hotel

215 Innovation Blvd.

State College, PA 16803

Phone: (814) 863-8500

Fax: (814) 865-8501

**March 6-10: at Big Ten Tournament,
Indianapolis, IN**

Hyatt Regency Indianapolis

One South Capitol Avenue

Indianapolis, IN 46204

Phone: (317) 632-1234

Fax: (317) 616-6079

WISCONSIN REGULAR MEDIA OUTLETS

■ Television

	Phone	Fax/Email	Address
Channel 3, WISC-TV (CBS)	608-276-7400	608-271-0800 ck3@channel3000.com	7025 Raymond Rd. Madison, WI 53719
Channel 15, WMTV (NBC)	608-274-1520/7817	608-441-0180 sports@nbc15.com	615 Forward Dr. Madison, WI 53711
Channel 27, WKOW (ABC)	608-274-6118	608-274-9569	P.O. Box 100, Madison, WI 53701
Channel 47, WMSN (FOX)	608-833-0047	608-833-5055	7847 Big Sky Dr. Madison, WI 53719
Channel 21, WHA (PUBLIC TV)	608-263-4222	608-263-9763	7051 Vilas Hall Madison, WI 53706

■ Radio

Madison Radio Group WIBA AM & FM, ESPN Radio 1070 WTSO AM, WZEE FM WMLI, WMAD	608-271-5766	608-276-9422	2651 S. Fish Hatchery Rd. Madison, WI 53711
Results Radio WTDY, WMGN, WJJO WWQM/WHIT (The Team) WOLX/WMMM/WYZM	608-271-1301 608-271-6611 608-321-0941	608-271-3822 608-271-0400 608-273-0025	2740 Ski Lane Madison, WI 53713 7601 Ganser Way Madison, WI 53719
WTMJ (Milwaukee)	414-332-9611	414-223-5298	720 E. Capitol Dr. Milwaukee, WI 53212
Wisconsin Radio Network	608-251-3900	608-251-7233	302 E. Washington Ave. Madison, WI 53703

■ Newspapers

Wisconsin State Journal	608-252-6165 800-686-1339	608-252-6194 wsjsport@madison.com	P.O. Box 8058 Madison, WI 53708
Capital Times	608-252-6474	608-252-6426 tctsport@madison.com	P.O. Box 8060 Madison, WI 53708
Milwaukee Journal/Sentinel	414-224-2310 800-456-5943 ext. 2310	414-224-2049 jssports@onwis.com	333 W. State St. Milwaukee, WI 53201
Isthmus	608-251-5627	608-251-2165	101 King St. Madison, WI 53703
Badger Herald	608-257-4712	608-257-6899 sports@badgerherald.com	550 State St. Madison, WI 53703
Daily Cardinal	608-262-8000	608-262-8100 sports@dailycardinal.com	821 University Ave. Madison, WI 53706
Chicago Tribune	312-222-3478	312-828-9392	435 N. Michigan Ave. Chicago, IL 60611
Chicago Sun Times	312-321-2664	312-321-9404	401 N. Wabash Ave. Chicago, IL 60611
USA Today	703-276-3714 800-872-3410	703-558-3901	1000 Wilson Blvd. Arlington, VA 22209

■ Wire Services

AP (Madison)	608-258-9235	608-255-8105	1901 Fish Hatchery Rd. Madison, WI 53713
AP (Milwaukee)	414-225-3580 800-242-9022	414-225-3599	922 N. 4th St. Milwaukee, WI 53203
AP (Chicago)	312-781-0511	312-781-9213	230 N. Michigan Ave. Chicago, IL 60601
UPI (Chicago)	312-781-1600	312-781-1603	203 N. Wabash Chicago, IL 60611
Wheeler News Service	608-257-3247	608-257-4650	217 SW State Capitol Madison, WI 53702

UW Media Row Phones

Kohl Center: 608-265-4333

Field House: 608-263-2249

MEDIA INFORMATION

Media Credentials

UW Women's Basketball credential requests should be made in writing and in advance through Tam Flarup at the Women's Sports Information Office, (608) 263-5502. Game-day credentials for the Kohl Center will be left at the parking attendant at Lot 91 east of the Kohl Center or at the table at the media entrance off Frances Street.

Parking

Parking for media during Wisconsin basketball is reserved on a limited basis near the Kohl Center. Special arrangements must be made in advance. Please contact the Sports Information Office for parking credentials at least one week in advance of the event.

Media Services

Working facilities for all media are located courtside at the Kohl Center. Electrical outlets are available at every seat. Telephone lines must be installed in advance of the game by calling Rex Owens at the Kohl Center, 608-265-4705. Event programs, media guides, event notes and computerized statistics will be available in the interview/work room adjacent to the main floor at the Kohl Center. The credentialed media entrance is on the Frances Street (East) side of the Kohl Center adjacent to the media parking area. The media entrance is open two hours before tip-off.

Photographers

Photographers may work from either end of the Kohl Center court in the section designated for photographers. Photographers may not work from in front of team and scoring benches, or in front of media row. Contact Rex Owens at the Kohl Center, 608-265-4705, to arrange for the rental of strobe lights.

Post-event Interviews

All post-event interviews will be conducted in the media interview room located adjacent to the Kohl Center main court. The large interview area contains recording couplers for hookup to the house sound system for TV and reporters. The visiting coach and players will be interviewed approximately 10 minutes following the completion of the event. The



The University of Wisconsin benefits from its ties as a major institution in a top athletic conference, and from being the capital city. All major television network carriers are located in Madison as well as two daily newspapers, and two UW student papers. In addition, the Milwaukee daily paper and numerous area radio stations regularly cover Wisconsin sports.

Wisconsin coaches and players will follow immediately. All requests for interviews should be directed to the sports information personnel prior to the completion of the event.

Practice and Interviews

The UW women's basketball practice is open to media and the public. Interviews are generally conducted after practice on Tuesdays or Wednesdays. Media must contact Tam Flarup at 608-263-5502 at least one day in advance to arrange player or coach interviews.

Jane Albright appears every Monday at the UW news conference at 1 p.m. in the Kohl Center. This season weekly Big Ten teleconferences with all 11 coaches will be held every Tues., 9-11 a.m. CST, beginning Jan. 6 through the Big Ten Tournament.

Information Retrieval

On the Web at UWBADGERS.COM

The Wisconsin women's basketball news releases, statistics, box scores and post game story and quotes will be posted same day on the official UW athletics web pages. Athlete and coaching bios, photographs, daily news updates, weekly news conference recordings and the


national attendance survey conducted by Wisconsin will also be available.

Photos on FTP Site

The University of Wisconsin Athletic Department operates an FTP site at <ftp://www.uwbadgers.com> to download all athlete, coach and staff portrait photos. As this site is not available to the general public, please contact the Sports Information office for access information.

Important Media Dates

Oct. 12Practice Begins
Oct. 27Big Ten Media Day in Chicago
TBAWisconsin Media Day
Nov. 10First Exhibition Game
Nov. 13Signing Day
Nov. 22Season Opens Away
Nov. 24Home Opener
Jan. 2Big Ten Opener (Penn St.)
Jan. 6Wkly Big Ten Teleconferences begin
Feb. 25Big Ten Tourney Teleconference
Mar. 6-10at Big Ten Tournament
March 16NCAA Bracket Released
March 21-24NCAA First/Second Rnds.
March 29 & 31NCAA Regionals
April 6 & 8NCAA Championships



Television Broadcasts

Many UW games will be available regionally and nationally on television this season. BadgerBall will appear nationally on ESPN or ESPN2 at Illinois on Jan. 12, and will make two appearances as part of the Big Ten television package on Fox Sports Chicago. In addition, Fox Sports Midwest, Wisconsin Public Television and local cable channel TVW will broadcast games locally and statewide.

ESPN2



Wisconsin Public Television is entering its 11th year of broadcasting Badger Women's Basketball on its statewide network. The WPT announce team features veteran announcer Ken Syke, and former UW assistant coach, Dawn Crim. Syke has been calling play-by-play on television for more than two decades at the high school and collegiate level.

Crim, a former player at Virginia, called women's hoops for Penn State as a

graduate assistant there. She has a unique insight on BadgerBall drawn from her four years with the UW team.

The Badgers have made several national broadcast appearances making their national network debut in 1998 in a thriller on CBS while beating Georgia in overtime. Wisconsin has also appeared on ESPN and ESPN2 numerous times.

THE BADGERBALL TV SCHEDULE:

Jan. 12	at Illinois (ESPN/ESPN2) 1 PM
JAN. 16	OHIO STATE (FOX Net) 7 PM
Jan. 21	at Iowa (FOX Net), 7 p.m.
Mar. 6-10	Big Ten Tournament (Fox Net & ESPN)

Other TV Games TBA
all times central standard time



Radio Broadcasts

Heading the Badger radio broadcast team for the first time is Aaron Sims, the afternoon sports anchor for WIBA and ESPN Radio 1070.

Sims is taking over for WIBA Sports Director Brian Posick, who was the voice of BadgerBall for the past seven years.

A veteran play-by-play announcer, Sims has announced WIAA football, girls and boys basketball and hockey championships on the statewide network.

In addition to his afternoon sports duties, he is also the co-host of "The Bullpen" on ESPN Radio 1070 in Madison, and hosts "The Show" on WIBA-AM.

A graduate of Winona State University, Sims started in Madison in 1999.



SPORTS INFORMATION

Wisconsin Director of Web Site Services and women's basketball contact, Tam Flarup, celebrated her silver anniversary with the UW Athletic Department in 2001. The longtime director of women's sports information for 24 years, Flarup's primary duties are now to manage the overall content of Wisconsin's official Web site for all athletics areas. She is also responsible for local, regional and national media support for Wisconsin women's basketball and men's and women's golf programs.

Flarup is a 26-year veteran in the sports information field and has been a member of the NCAA Communications Committee working every NCAA Women's Basketball Final Four since 1995. She has served on numerous committees for the College Sports Information Directors of America (CoSIDA), the national organization for sports information, including as a member of the national board from 1998-2001.

Her sports information responsibilities include preparation of news releases and game notes, designing media brochures, creating promotional materials promoting post-season honors for athletes, and providing post-event results for print and electronic media, and the department's Web pages. Flarup also conducts media training sessions for athletes and staff, and arranges interviews during the week.



Tam Flarup is your host for UW Women's Basketball games.

WISCONSIN SPORTS INFORMATION CONTACTS

Tamara J. Flarup
Women's Basketball Contact
Director of UW's Web Site Services

Office: (608) 263-5502

Home: (608) 238-3650

tjf@athletics.wisc.edu

Dan Uttech, Intern

Office: (608) 265-3545

dfu@athletics.wisc.edu

SID FAX: (608) 265-8051

SID Mailing Address

Camp Randall Stadium

1440 Monroe Street

Madison, WI 53711

Kohl Center Mailing Address

601 W. Dayton

Madison, WI 53715-1206

Kohl Center Media Row:

(608) 265-4333

Field House Media Row:

(608) 263-2249

WEB Address: UWBADGERS.COM

2001-2002 BADGERBALL IN REVIEW

Wisconsin (19-12) completed its season March 16 losing 73-70 to Arizona State (25-8) in the first round of the NCAA Midwest subregional at Nashville, Tenn. UW received a No. 8 seed in its second consecutive NCAA Tournament. It was the fifth appearance under current coach Jane Albright, and sixth NCAA bid in program history.

The first round loss wrapped a 2001-02 season that was one of records and firsts. Wisconsin won a school-record 15-straight games enroute to a record 16-1 season opening. Minnesota stopped the streaking Badgers, 92-85, on Jan. 20 in front of a Big Ten Conference record crowd of 17,142 in a sellout at the Kohl Center in Madison. It was UW's first conference loss after tying a school-best 7-0 start.

The Badgers completed the Big Ten regular season tied for fifth with an 8-8 record. UW lost nine of its last 10 regular season games (six of them on the road).

Wisconsin regrouped to advance to its first appearance in the semifinals of the Big Ten Tournament with wins over Northwestern, 60-54, and over No. 17 Minnesota, 74-64, in the quarter-finals. That win moved UW past the 2001 record of 18-10. Wisconsin was 6-3 vs. top-25 teams last season. UW lost to runner-up champion Penn State in the Big Ten semifinals, 76-62.

Badger Milestones

• **SCHOOL MARKS:** The Badgers tied a school record with 11 (of 24) three-point goals vs. Michigan on Jan. 6, and attempted a school-record 33 treys (9-33) vs. Michigan State on Jan. 10.

• Wisconsin set a school record (Big Ten games only) and ranked second in the Big Ten with 6.0/game (old record 5.2/game). Kyle Black led hitting 78-206 for .379 from the arc. Black made at least one three-point goal in every game but one (11/27) and finished her career second in all three-point shooting categories.

• The Badgers set a school, Big Ten-games-only record for three-point attempts averaging 17.1 (old record 16.3 in 1991).

• **ASSISTS:** Tamara Moore became the all-time assists leader Jan. 17, and finished with 554 having surpassed Keisha Anderson's record of 471. Moore is the


first Badger over the 500 mark in assists, and is one of four players in Big Ten history to collect over 500 assists and 300 steals. The others are Katie Douglas (1997-01) of Purdue (526a/327s); Yvette Angel (1981-85) of Ohio State (562a/326s); and Helen Darling (1997-00) of Penn State (791a/314s).

• **STEALS:** With 353 steals, Moore surpassed Anderson for UW's all-time steals record and ranked second in the Big Ten ahead of Anderson and Katie Douglas of Purdue (327). She needed 19 to tie Stacy Thomas of Michigan for the all-time Big Ten record of 372.

• **POINTS:** Jessie Stomski became UW's seventh 1,500-point scorer on Dec. 11 in her 100th career game. She finished second all-time in scoring with 1,915. Tamara Moore reached the 1,500-point plateau Jan. 30, in her 114th career game. Kyle Black needed 24 points to reach 1,000 finishing 18th all-time with 976 points.

• **DOUBLE-DOUBLES:** With 13 double-doubles, Stomski had 37 in her career which tied the all-time UW record of 37 set by Theresa Huff from 1979-83.

• **GAMES PLAYED:** Tamara Moore played in every possible game in her career, 124-consecutive contests, tying LaTonya Sims as UW's 'ironwomen', and establishing the consecutive games played and career games record with 124. Jessie Stomski and Kyle Black both played in 123 career games.



Senior guard Tamara Moore completed her career as UW's all-time leader in assists and steals. She is one of only four players in the Big Ten Conference to ever collect over 500 assists and 300 steals.

Accomplishments

• The Badgers were ranked for 13 weeks in the AP Poll including an all-time high of fifth place held for two weeks, Jan. 7-21. UW, which was not ranked in either of the two national polls to begin the season, achieved its highest ranking ever in the *ESPN/USA Today* poll at seventh on Jan. 14.

• UW set a school record with its 16-1 season opening that included a UW-best 15 consecutive wins.

• UW was 6-3 against top-25 teams.

• Wisconsin re-set its own Big Ten single season attendance mark with 17,142 on Jan. 20, in a sellout with Minnesota.

• Badger coach Jane Albright earned her 150th victory at Wisconsin Jan. 13, and had one of her finest years in her eighth season as the winningest women's basketball coach in Wisconsin history with a 154-86 (.642 percent) record. She has led UW to a school-record eight consecutive winning seasons, seven post-season tournament bids and four 20-win seasons. Wisconsin has attended five NCAA tournaments and was the 2000 WNIT Champion and 1999 WNIT runnerup.

• The Badgers were 4-4 in games decided by five points or less.

• The 2001-02 Badger team had the

NOTABLE UW SEASONS

Wisconsin's 20-win seasons

Year	Overall	Coach
1999-00	21-12	Albright
1997-98	21-10	Albright
1995-96	21-8	Albright
1994-95	20-9	Albright
1991-92	20-9	Murphy
1981-82	21-13	Qualls

UW's Post-Season Appearances

Year	Rounds	Coach
2002	NCAA 1st Rnd	Albright
2001	NCAA 1st Rnd	Albright
2000	WNIT CHAMPS	Albright
1999	WNIT 2nd place	Albright
1998	NCAA 1st Rnd	Albright
1996	NCAA 2nd Rnd	Albright
1995	NCAA 2nd Rnd	Albright
1992	NCAA 1st Rnd	Murphy

WISCONSIN'S WINNINGEST SENIOR CLASSES

1994-1998	78-38	.672
1995-1999	76-43	.639
1997-2001	78-46	.629
1993-1997	70-42	.625
1996-2000	76-47	.618
1998-2002	76-48	.613
1980-1984	71-49	.592
1992-1996	61-51	.545
1979-1983	64-55	.538
1991-1995	60-52	.536
1978-1982	58-58	.500

longest win streak (15) and the longest losing streak (6) in the Jane Albright era.

Individual Honors

• ALL-BIG TEN HONORS

Jessie Stomski and Tamara Moore were named first-team All-Big Ten for a second year by a vote of the conference media and coaches. Stomski was a first team selection by both the coaches and media.

Moore was a first team selection by the coaches and a second team pick by the media. Last year, she was a first team by the media, and second team by the coaches. Moore was second in the conference in steals and assists, and is one of only four Big Ten players to collect 300 steals and 500 assists in a career.

• WBCA/KODAK DISTRICT ALL-AMERICA HONOREES:

Wisconsin women's basketball seniors Jessie Stomski (Oakdale, Minn.) and Tamara Moore (Minneapolis, Minn.) were named Kodak/WBCA District VI honorable mention All-Americans by a vote of the six-state Women's Basketball Coaches Association District VI coaches. The pair are just the fourth and fifth Badgers ever recognized for the prestigious honor.

Stomski, who earned Kodak all-district recognition last season, led the Badgers the past two years in scoring and rebounding averaging 18.3 points and 8.9 rebounds as a senior. Moore became UW's all-time steals and assists leader this season and ranked second in the Big Ten with 6.1 assists and 3.0 steals/game. Both also earned All-Big Ten first team honors in 2002 and Stomski earned AP All-America Honorable Mention by a vote of the AP voters.

• ALL-TOURNAMENT TEAMS

Big Ten Tournament—Jessie Stomski

Paradise Jam—Jessie Stomski
Arizona Classic—Kyle Black (MVP),
Jessie Stomski, Tamara Moore

• **ACADEMIC ALL-BIG TEN:** With seven Academic All-Big Ten honorees, Wisconsin had the most honors of any Big Ten school. Nine players earned a 3.0 or better cumulative grade point average last season. As a team, Wisconsin recorded a 3.032 overall grade point average.

In addition, since the award was initiated in 1987, Wisconsin has had more Academic All-Big Ten honorees than any other conference school with 58 or 14 percent of the 408 total student-athletes honored. Freshmen and first-year transfer students are not eligible for Academic All-Big Ten status.

• 2002 ACADEMIC ALL-BIG TEN TEAM:

- Emily Ashbaugh, 6-5 C, So. Bacteriology
- Kyle Black, 5-11 G, Sr., Business: Marketing
- Leah Hefte, 5-11 G, Jr., Elementary Education
- Jessica Liegel, 5-10 G, Jr., Spanish
- Kristi Seeger, 6-0, F, Jr. Kinesiology
- Abby Simmons, 5-9, G, So., Kinesiology
- Jessie Stomski, 6-3, F, Sr., Journalism


Lost to Graduation

Four seniors completed their eligibility last season including Kyle Black (Indianapolis, Ind.), Jessie Stomski (Oakdale, Minn.), Tamara Moore (Minneapolis, Minn.) and Sarah Jirovec (Stevens Points, Wis.).

The trio of starters (Black, Stomski, Moore) comprised 66 percent of UW's scoring and 43 percent of Wisconsin's rebounding. Moore became UW all-time steals and assists leader and tied the record for most consecutive games played with 124.

Stomski finished second in career scoring and rebounding, and tied for most double-doubles with 37. Kyle Black finished second in all UW career three-point categories and finished 18th in career scoring. Black, Stomski and Moore also served as UW captains this season.

Also not returning is sophomore forward Leslie Jauch (Baraboo, Wis.) and senior guard Candace Smith (Madison, Wis.). Smith played in 30 games and averaged 1.8 points and 1.9 assists. Jauch was injured part of her freshman season and played in 14 games averaging 0.9 points.



A two-time All-Big Ten and Kodak District honoree, Jessie Stomski completed her career ranked second in UW career scoring and rebounding.

INDIVIDUAL HONORS SUMMARY

Tamara Moore, Minneapolis, Minn.

- First team All-Big Ten (media), second team (coaches)
- Kodak/WBCA District VI All-America honorable mention honors
- Big Ten Player of the Week—1/6
- One of 10 finalists for the first annual Senior CLASS Award
- One of 11 nominees for the Consecro Nancy Lieberman Step-Up Award
- All-Tournament Arizona Classic

Jessie Stomski, Oakdale, Minn.

- First team All-Big Ten (media and coaches)
- Kodak/WBCA District VI All-America honorable mention honors
- Associated Press All-America honorable mention
- All-Tournament Big Ten Tournament, Paradise Jam, Arizona Classic
- Academic All-Big Ten

Kyle Black, Indianapolis, Ind.

- All-Tournament team and MVP of the Arizona Classic

2002-2003 BADGERBALL PREVIEW

2001-2002 PREVIEW

The 2002-03 Badger team will look significantly different than last season's crew that featured four-year starters and All-Big Ten first team players, Jessie Stomski (Oakdale, Minn.) and Tamara Moore (Minneapolis, Minn.). Both WNBA draft picks, the duo were the majority stockholders and UW's top scoring punch the last few seasons last year averaging 18.3 points and 16.6 points, respectively.

Stomski also led in rebounding the last two years averaging 8.9 last season. Moore completed her career as UW's all-time assists and steals leader averaging 5.6 assists and 3.0 steals per game. Add the graduation of two-year starter and three-point shooting specialist, Kyle Black (Indianapolis, Ind.), and one might say there are some big shoes to fill in the Badger lineup.

But this year's team prefers to think of those graduation holes as opportunities for an energetic, blue-collar, no-name team. With an influx of six newcomers and a talented but untested troop of returning players, the Badgers look forward to writing their own script and appreciate the blank page with which they begin.

■ Returning Players

Two starters return led by 6-5 junior center **Emily Ashbaugh (Woodinville, Wash.)**. Ashbaugh proved herself last season starting 30 of 31 games while averaging 6.7 points and 4.8 rebounds and hitting .511 percent in 23 minutes of play. She ranked sixth in the Big Ten in blocks with 1.4 per game.

The other returning starter is 6-0 senior forward **Kristi Seeger (Stoughton, Wis.)**. Seeger was a model of consistency averaging 3.8 points and 3.9 rebounds in 18 minutes of play. She is the top returning free throw shooter having hit 30 of 36 free throws for .833 percent.

Part-time starter, 5-11 sophomore **Stephanie Rich (Washington, Iowa)** traveled with the Big Ten tour team to Europe this summer averaging 4.4 points per game before spraining an ankle in the last game of the 5-0 series. Rich played in 31 games starting three last season. She averaged 3.2 points and 2.4 rebounds at shooting guard and hit 20-of-69 three-point goals for .290 percent.

Senior 5-11 guard **Leah Hefte (McFarland, Wis.)**, is the top returning three-point shooter hitting 16-of-48 for

.333 percent. She averaged 3.0 points and 1.1 rebounds in 28 games. Sophomore **Ebba Gebisa (West Lafayette, Ind.)** is the second leading scorer returning. She averaged 5.0 points and 3.5 rebounds in 20 minutes of play. Gebisa had a perfect 4.0 her first semester, and leads nine Badgers who had cumulative GPA's of 3.0 or better last year. The Badgers had seven players who were named Academic All-Big Ten.

Also returning for the Badgers is sophomore guard **Shawna Nicols (Milwaukee, Wis.)**. Nicols, the 2000 Wisconsin Prep Player of the Year, played in 17 games at point guard.

■ The Newcomers

Newcomers include Ebba Gebisa's sister, **Lello Gebisa (West Lafayette, IN/Duke)**, who sat out last season as a redshirt transfer from Duke. The 6-7 junior center will be the tallest player ever to play at Wisconsin. She played in a reserve role in 33 games at Duke averaging 1.5 points in five minutes of play. She practiced with the team last year and will be an impact player at center.

The five new freshmen include 5-8 guard **Ashley Josephson from Onalaska, Wis.**; 6-1 forward **Jordan Wilson from Naperville, Ill.**; and 6-1 forward **Annie Nelson from Hudson, Wis.** Others include 5-9 guard **Erin Olson from Waukesha, Wis.**, and 5-11 forward **Kjersten Bakke from DeForest, Wis.**

Josephson averaged 16 points and 3.5 steals her senior season and was named a 2002 and 2001 AAU All-American. She led her Velocity AAU team to the 2001 national title. Showing her versatility, she was also a state tournament tennis qualifier.

Wilson averaged 16.6 points and 5.1 rebounds and completed her career as the Benet Academy all-time leading scorer with 1,638 points. A *Street and Smith* honorable mention All-American, she also earned volleyball all-conference honors and is just the second girl to rank among the top 10 in Illinois prep history in both kills and blocks.

Nelson led her team to the state championship title while contributing 14.3 points and 10.2 rebounds. Bakke led her team to state for the first time losing to Nelson's Hudson team in the quarterfinals. She averaged 17.2 points and 10.6 rebounds. Olson averaged 13.8 points and 4.3 rebounds per game and led her



Emily Ashbaugh earned a starting role as a sophomore. The 6-5 center averaged a career-best 6.7 points and 4.8 rebounds, and averaged 1.4 blocks per game.

team to the WIAA Division I state championship game where it lost to future teammate Annie Nelson's Hudson team.

■ The Schedule

The Badgers begin the regular season Nov. 22 by returning to Jane Albright's old stomping grounds at Northern Illinois. UW was invited to help dedicate the new convocation facility at NIU.

UW journeys to Malibu, Calif., over Thanksgiving for the Pepperdine Tournament with St. John's and Texas Arlington. Also appearing on the non-conference schedule are Pac-10 opponents Washington and Arizona. UW visits Sweet 16 qualifier Drake Dec. 14.

Wisconsin opens the Big Ten slate at home Jan. 2 with Penn State. The Badgers have a record eight Sunday games this season. They play on ESPN or ESPN2 at Illinois on Jan. 12. The Big Ten Conference tournament is again at Consecro Field House in Indianapolis, March 6-10. Those games will be broadcast on Fox Sports Net Chicago with the finals on ESPN.

2002-03 BADGER CHAT WITH COACH A

WISCONSIN

Women's Basketball

Coming off last season's highest ranking in school history (No. 5) and school record 15-consecutive wins enroute to its fifth NCAA bid, the Badgers are anticipating a school-record ninth-straight winning season under Coach Jane Albright.

Wisconsin fans will be surprised and delighted by the meld of new personalities with veteran players as the latest addition of BadgerBall hits the hardwood this season. To find out more about the team, enjoy this Badger Chat with Jane Albright, and see if your questions are addressed.

Who do you think will be in the starting lineup next season?

"That's a hard one, and one that I just can't answer. For the first time since I have been here, I believe it is wide open. We can be very versatile and change looks a lot on offense and defense. It will be interesting to us all. Let's just see who improves to be the 'go-to players' first."

What can we expect from the returning starters?

"Kristi and Emily are pretty fired up and are two of several players who averaged over 10 minutes a game last year. Both have worked on their physical conditioning. Emily needs to be a scorer on the block for us. She attended Pete Newell's post camp this summer to improve. Kristi will keep being her steady self, but needs to increase her role in all areas, especially defense."


Talk about this year's freshmen class.

"This year's freshmen are all jewels. Ashley Josephson is an AAU All-American point guard who takes care of the rock and can shoot the lights out. Jordan Wilson is a Barb Franke-ish athletic forward who runs and jumps and scores and helps teams win. And Annie

Nelson led her team to a state championship by doing lots of things. We love her potential as a small forward. Can you tell I am excited about them?"

Who will step into those big shoe prints left by top scorers and all-everything Tamara Moore and Jessie Stomski?

"The jury is still out on this one. I think there are several capable players, but I



Sophomore forward Ebba Gebisa played in 28 games last year and is the second leading scorer returning having averaged 5.0 points and 3.5 rebounds per game.

will wait, with you, to see who wants to accept the pressure of that important go-to role, and who works hard to get ready for it."

What are the positives you take from last season after such a disappointing last half?

"Believe it or not, there were many more positives last season than negative. Our team chemistry is still wonderful and there is a hunger and a respect among all our players. Our work ethic is the strongest it has been, and we know we all

...

"We will stick to our plan to be the best we can be, remain optimistic and keep chasing our dream. This group is VERY motivated."

Jane Albright

...

stuck together when the rest of the world was down on us. That loyalty feels pretty awesome."

Are you excited about having Ebba and Lello (Gebisa) on the floor at the same time? They'll have that sibling connection on the court.

"Very, very excited. They are very different, but have SO much to give us, and those of us who are fortunate enough to have sisters, really appreciate how much they can add together to our team."

I was very impressed with Ebba Gebisa last season. What position will she play next year and do you think she can become All-Big Ten?

"Ebba worked out as a three-player (big guard) and four-player (small forward) in our individual workouts this past spring. She really improved, has gained a lot of confidence, and is much stronger from

ACADEMIC EXCELLENCE

- ★ Since the award was initiated in 1986, Wisconsin has garnered 58 Academic All-Big Ten honors which ranks first for the most Academic All-Big Ten basketball honorees in the history of the conference
- ★ The Badgers had seven All-Big Ten Honorees in 2002, the most in the Big Ten, and have had two or more Academic All-Big Ten honorees every year since Jane Albright's arrival (1994-present)

our weight program. And YES, I definitely believe she is an elite player and will be All-Big Ten. It's just a matter of how soon."

Can you tell us what the players' off-season conditioning schedule was like?

"The thing about the level we are competing at is there truly is not an 'off season'. But, starting about three weeks after our NCAA loss, our players hit the weight room three days a week very, very hard. They played pick-up games three-to-five times weekly versus each other and guys. And Scott (Hettenbach our conditioning coach) has given them individual programs they followed, which included running, until we see them as a group again in the fall. Incidentally, this group has kept the work ethic of last year, and we are all encouraged by that. They are very self motivated—a mark of a potentially great team."

Can you explain to me that after your two, first-team prep All-Americans departed in 2001 (Nina Smith and LaTonya Sims) why everyone thought your team UNDERACHIEVED last season with a record of 19-12? You were not even picked among the top three teams in the Big Ten by the coaches in the pre-season poll.

"I have that same view point. Personally, I felt this group way OVERACHIEVED. Everyone seemed to forget who we lost, and that we finished second in the Big Ten with that core group."

How is the offense going to change to ensure that the ball is brought up court in a more "speedy" fashion?

"Sometimes you can equate speed with turnovers. If you watch the women's game a lot, you will see there are many more turnovers. We have instructed our point guards and two-guards to really work on ball handling this spring and summer and it was an emphasis in Kate's (Peterson) workouts this spring. You

know we love playing BadgerBall at a high speed, so we will try to improve so we can do so!"

The predictions in some camps are a ninth or 10th place finish in the Big Ten. Will you have trouble motivating players with such low expectations by others?

"Michigan was picked to win it all last year, and had a disappointing season. Minnesota was picked 10th and had the time of their lives. We will stick to our plan to be the best we can be, remain optimistic, and keep chasing our dream. This group is VERY motivated. Don't give up on us."

How excited are you to see the tallest tandem in the Big Ten play together (6-5 Emily Ashbaugh and 6-7 Lello Gebisa)?

"Excited and feeling like I may buy some high heels for the games next season."

What did playing on the Big Ten tour do for Stephanie Rich? Was she holding back her talents last season in deference to the senior class?

"It was my hope that Stephanie would return with the confidence that she can be one of the top guards in the Big Ten. I have seen something special in her. Remember, she led her team to three state championships (almost four)."

How BIG was the Big Ten Tournament success last year (going to the semifinals)?

"We were all excited to get to the semifinals, but actually very excited about playing extremely well down in Indy. We were focused and key individuals had big games for us. That is what has to happen during tourney time for a team to have success."

Talk about the addition of former Tennessee assistant coach, Al Brown, and his incredible years of experience in both men's and women's basketball.

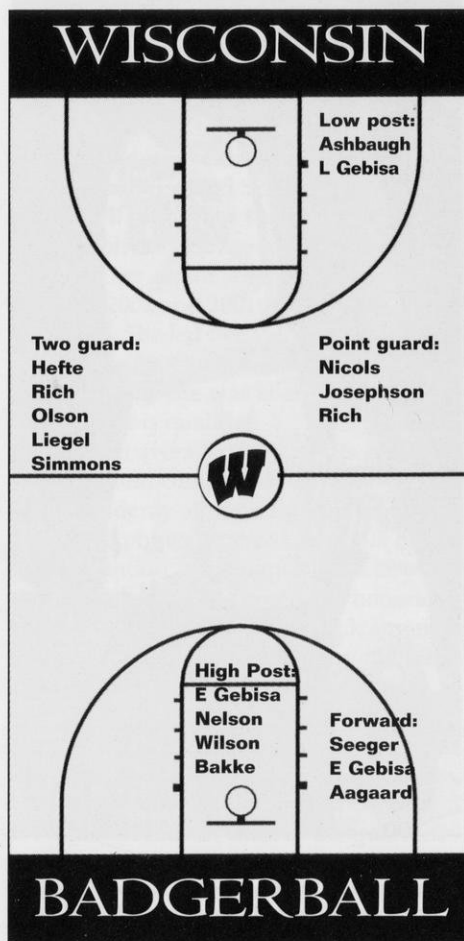
"Al is a very unique coach. He has a wealth of basketball experience from both (men's and women's) games, and I have already enjoyed listening to his stories. With all of those experiences comes wisdom, and I expect him to contribute a whole lot!"

What would be the depth chart at each position?

- Point guards: Shawna Nicols, Ashley Josephson, Stephanie Rich
- Shooting guards: Leah Hefte, Stephanie Rich, Erin Olson, Abby Simmons, Jessica Liegel
- Small forwards: Kristi Seeger, Ebba Gebisa, Katy Aagaard
- Power forwards: Ebba Gebisa, Jordan Wilson, Annie Nelson, Kjersten Bakke
- Centers: Emily Ashbaugh, Lello Gebisa

Who will be the leaders on the team this year?

"Seniors are always natural leaders, though I do believe we have some younger players who will step up, too."



■ BADGERBALL'S RECORD ATTENDANCE

- ★ Wisconsin has led the Big Ten in cumulative attendance four years, and ranked among the top nine in the nation in attendance since 1995.
- ★ Wisconsin is home to all the Big Ten Conference attendance records setting a single-game conference mark of 17,142 in 2002. The Badgers established the all-time best average with 10,455/game in 1998. The Badgers set a league record with 12,274 attending Big Ten games that same year.

What do you anticipate are the team's strengths?

"This team loves hard work! They care about each other and are extremely unselfish. Our versatility will allow us to try different things so we should be harder to guard.

I've always been impressed by how much BadgerBall reaches out to the community. How do you think this helps both your team and Madison?

"We love giving back to this community, because all of us receive so much as Division 1 athletes and coaches at such a great university/conference. Madison is truly one of the best cities to live in in our country. It makes it easy to want to give back!"

What do people 'outside' of Madison think of BadgerBall?

"Recruits, colleagues, and fans outside of Madison have a great deal of respect for what my team and staff have accom-


plished here on and off the court. In fact, we receive calls and letters a lot from coaches and universities who want to talk about the "blueprint" of how we turned this program around."

How important is it to have a player(s) in the WNBA?

"I think it is very important for my staff and me to help my players chase dreams, and those who want to play there (WNBA), to have the chance. All in all, it's a very positive thing."

What can you say about Wisconsin's schedule this year?

"Our schedule this season is very challenging. There's a possibility of playing 12 NCAA teams from last year's field. We will certainly have lots of opportunities and challenges to get us ready for a tough Big Ten schedule. But that's the way these players wanted it. That's why they came here. To be the best, you have to compete against the best.



Sophomore Stephanie Rich was a member of the 2002 Big Ten tour team, and is expected to challenge for a starting position. She played in all 31 games last year averaging 3.2 points and 2.4 rebounds.

■ ATHLETIC SUCCESS

In the last eight years, BadgerBall has achieved unprecedented success:

- ★ eight-straight winning seasons for the first time in school history
- ★ had the highest-ever national ranking at 5th in 2002
- ★ appeared in the post-season seven times including five NCAA tournament bids
- ★ won the WNIT title in 2000, and was the runner-up champion in 1999
- ★ 19 All-Big Ten athletic honorees
- ★ five WBCA/Kodak District all-Americans
- ★ two Big Ten Freshmen of the Year
- ★ one Big Ten Coach of the Year honor
- ★ one WBCA District Coach of the Year honor
- ★ tied the record for most wins in program history three times (21) and set the record for most consecutive wins with 15 in 2002
- ★ four 20-win seasons in the past eight years
- ★ record attendance and ticket sales

Last Chat Comment by Jane Albright:

"Hey fans...thanks for your interest. Let me assure you that while you were enjoying this summer by the pool or on the couch, we were all working hard to get better and present to you, next fall, a terrific BadgerBall team and staff! Enjoy and as always, KEEP THE FAITH!"

BADGERBALL SUPPORT STAFF

BADGERBALL STAFF




Academic Affairs:
Tom Browne




Academic Affairs:
Nancy Gatty



Academic Affairs:
Maryellen Rock



Academic Affairs:
Doug Tiedt



Academic Affairs:
David Harris



Administration
Jamie Pollard



BadgerBall's Design Trust:
Linda Kietzer, Barry Carlsen
UW Communications



BadgerBall
Program Asst:
Julie Dobie



Catering Manager:
Laurie Wirkus




Equipment:
Gary Poels



Event Coordinator:
Lee Dicklitch



Facilities:
Roger Schuster




Internal Operations:
Doug Beard



Marketing:
Kevin Kluender




Sports Information:
Tamara J. Flarup




Sports Medicine:
Michael Moll



Sports Medicine:
Dr. Kathleen Carr



Sports Nutritionist
Jeremy Isensee




**Strength &
Conditioning:**
Scott Hettenbach




Scheduling:
Christine McKinley



Tickets:
Brian Evenson



Videographer:
Andy Augustyn



**W Club Programs and
Concessions:**
Terry Murawski

BADGER COACH JANE ALBRIGHT



In just eight short years, Jane Albright, the winningest coach in Wisconsin's 28-year history, has brought unprecedented success to the University of Wisconsin women's basketball program. In her tenure, the Badgers have had eight consecutive winning seasons for the first time in school history including four 20-win seasons and seven post-season bids.

Under Coach "A", the UW women's basketball program has been revitalized. She has been responsible for many program 'firsts' including best record overall (21-8), best Big Ten Conference finish (2nd in 2001), best season start at 16-1, and longest win streak with 15 in 2001-02. The UW has also had the most fans and most NCAA appearances and wins. All this after she took over a program in 1994 that had just one winning season in the previous 10 years and a 102-176 record.

She responded by taking her first teams (1995 and 1996) to the NCAA tournament, and returned to the Big Dance in 1998 and again in 2001 and 2002. Wisconsin gained its first major basketball title by winning the Women's


National Invitation Tournament (WNIT) title in 2000, and finished as the runner-up WNIT champion in 1999.

During Coach A's first two years, the Badgers had back-to-back 20-win seasons for the first time in school history. The 1996 team tied for the most wins and posted the best record in school history at 21-8. The 1998 squad tied 21 wins finishing at 21-10, and the 2000 squad matched that figure again finishing 21-12. Albright has posted nine 20-win seasons in the past 12 years, and has taken her team to nine NCAA tournaments in the last 12 years (at both Wisconsin and Northern Illinois).

Albright earned Big Ten Coach of the Year honors in her first season at Wisconsin. Her team was 20-9 and received just the program's second bid to the NCAA Tournament losing in the second round. The Badgers placed third in the Big Ten with an 11-5 record, improving from ninth place in 1994. She achieved her 200th win during that season, and was an Associated Press and WBCA National Coach of the Year finalist.

COACH JANE ALBRIGHT

- Winningest women's basketball coach in Wisconsin history with a 154-86 (.642 percent) record
- Has led UW to a school-record eight-consecutive winning seasons
- Seven post-season tournament bids (five NCAA bids)
- Four 20-win seasons
- 2000 WNIT Champion and 1999 WNIT runnerup champion
- Ranks among the top 20 percent of all Division I active coaches in career winning percentage (342-196 for .636 in 18 years)



Badger Coach Jane Albright has led Wisconsin to an unprecedented eight-consecutive winning seasons and is the winningest coach in program history.



Winning and attending the NCAA tournament is the rule rather than the exception for Albright, who left Northern Illinois in 1994 with a decade of accomplishments to her credit. The all-time winningest basketball coach at NIU, she held a 188-110 (.631) mark, and was 140-

48 (.744) her last six years, which included five 20-win seasons and four NCAA tournament appearances. Her last two teams at NIU finished with 24-6 records, won the Mid-Continent regular-season or tournament championship, and were NCAA qualifiers.

A four-time conference coach of the year in the Big Ten and both the North Star and Mid-Continent conferences, Albright began her coaching career in 1981 under Tennessee's Pat Summitt, one of the game's best. While a graduate assistant under Summitt, the Lady Vols were NCAA Final Four participants in 1982, and NCAA quarter-finalists in 1983.

In 1983, she joined the University of Cincinnati coaching staff as an assistant coach and recruiting coordinator. A year later she assumed the head coaching position at Northern Illinois where she established a program worthy of national recognition.

Active in USA Basketball, she was the head coach of the 1996 USA R. Williams Jones Cup team which won the gold medal in Taipei, Taiwan, with a perfect 9-0 mark. In 1993, she was the assistant coach for Team USA which earned a bronze medal at the World University Games with a 6-2 record.


In 2001, Albright took the Big Ten all-Stars on a nine-day tour of Switzerland and France earning a 5-0 record. Her 1999 Big Ten tour team posted a 3-1 record after a 10-day tour of Germany and Belgium.

The Graham, N.C., native graduated cum laude in health and physical educa-

tion from Appalachian State University in 1977, where she was a letterwinner in both basketball and volleyball. She taught and coached four years at Spartanburg High School in Spartanburg, S.C., prior to beginning her collegiate coaching career at Tennessee.

Deeply committed to community service, Albright serves on the board of directors of several local organizations including Buckets for Hunger; MACC Fund (Midwest Athletes Against Childhood Cancer); CAP Fund (Child Abuse Prevention); Special Olympics, and is a member of the FCA (Fellowship of Christian Athletes) National Board of Directors.

She has been a featured speaker and clinician at: the BadgerBall Coaches Clinics; the Wisconsin Basketball Coaches Association Fall Clinic; Minnesota High School Coaches Association Clinic; Iowa Basketball Coaches Association Fall Clinic; the nationally-renowned "Recruiter's Institute," and the Kevin O'Neill Coaches Clinic.



TOP 10 RECORDS IN WISCONSIN'S SCHOOL HISTORY

Year	Record	Pct.	Post Season Results
1995-96*	21-8	.724	NCAA 2nd Round (1-1)
1982-83	19-8	.704	No post season
1994-95*	20-9	.690	NCAA 2nd Round (1-1)
1991-92	20-9	.690	NCAA 1st Round (0-1)
1997-98*	21-10	.677	NCAA 1st Round (0-1)
2000-01*	18-10	.643	NCAA 1st Round (0-1)
1983-84	18-10	.643	No post season
1999-00*	21-12	.636	WNIT Champions (5-0)
2001-02*	19-12	.633	NCAA 1st Round (0-1)
1981-82	21-13	.618	AIAW Quarterfinals (1-1)

(* indicates seasons under Albright)

Coach A is a great supporter of community service activities. She is active in a number of community service projects, and together with her team, plays host annually to the Hoops for Hope basketball clinic.

Albright's Coaching Legacy

Jane Albright's coaching legacy extends beyond x's and o's, and wins and losses. She has been a teacher of the game to student-athletes and assistant coaches, many of whom have followed her into the coaching ranks.

The Badgers will meet one of her proteges this year when Arizona comes the Kohl Center Jan. 16. Denise Dove Ianello was a player for Albright at Northern Illinois, and is now an associate head coach at Arizona. For another Badger connection, she is married to former UW football recruiting coordinator, Rob Ianello.

Other players include former player Carol Owens, who is an associate coach at Notre Dame, and contributed to the Irish's national title in 2001.

Wisconsin's all-time leading scorer, Barb Franke, is an assistant coach at Drake University. The Bulldogs, whom the Badgers will meet Dec. 14 in Des Moines, went to the Sweet 16 last year.

Former Badger Camille Williams is currently an assistant coach at California. And Kyle Black, who just completed her eligibility at Wisconsin, is just the second player Albright has asked to stay on as a



The Badger team reacts to hearing its selection to the 2002 NCAA Tournament. It was the seventh post-season bid and fifth NCAA selection for Wisconsin since 1995.

student assistant coach. Black will work with the UW guards this season.

Former assistants who have become head coaches include Deb Patterson, who built a successful program at Kansas State. Kamie Ethridge is an associate coach at K-State. Sue Semrau, who coached at Wisconsin with Albright for three years, has built the program at Florida State, and Bridget Williams, is the head coach at Wright State.

COACH A'S PROTEGÉS ENTER COACHING RANKS

Name-Current Coaching Location

Kyle Black - Wisconsin
Kamie Ethridge - Kansas State
Barb Franke - Drake University
Denise Dove Ianello - Arizona
Carol Owens - Notre Dame
Deb Patterson - Kansas State
Sue Semrau - Florida State
Bridget Williams - Wright State
Camille Williams - California

Albright's Career Records

Season	School/Position	Record	Conf.	Head Coach	Team Accomplishments
1981-82	Tennessee-Grad. Asst.	22-10 (.688)		Pat Head Summitt	NCAA Final Four
1982-83	Tennessee-Grad. Asst.	25- 8 (.758)		Pat Head Summitt	NCAA Final Eight
1983-84	Cincinnati-Asst. Coach	16-12 (.571)		Sandy Smith	
1984-85	N. Illinois-Head Coach	15-13 (.536)	11-7	Jane Albright	MAC Post-Season Tournament
1985-86	N. Illinois-Head Coach	8-19 (.296)	6-12	Jane Albright	
1986-87	N. Illinois-Head Coach	11-16 (.407)	-	Jane Albright	
1987-88	N. Illinois-Head Coach	14-14 (.500)	6-4	Jane Albright	4th, North Star Conference
1988-89	N. Illinois-Head Coach	23- 7 (.767)	12-2	Jane Albright	2nd, North Star Conference
1989-90	N. Illinois-Head Coach	26- 5 (.839)	12-0	Jane Albright	1st*, North Star Conference, NCAA 2nd Round
1990-91	N. Illinois-Head Coach	25-10 (.714)	12-2	Jane Albright	2nd, North Star Conference, 7th, NWIT
1991-92	N. Illinois-Head Coach	18-14 (.563)	8-4	Jane Albright-Dieterle	2nd*, North Star Conference, NCAA 2nd Round
1992-93	N. Illinois-Head Coach	24- 6 (.800)	15-1	Jane Albright-Dieterle	1st*, Mid-Continent Conference, NCAA 1st Round
1993-94	N. Illinois-Head Coach	24- 6 (.800)	18-0	Jane Albright-Dieterle	1st, Mid-Continent Conference, NCAA 1st Round
1994-95	Wisconsin-Head Coach	20- 9 (.689)	11-5	Jane Albright-Dieterle	3rd, Big Ten Conference, NCAA 2nd Round
1995-96	Wisconsin-Head Coach	21- 8 (.724)	12-4	Jane Albright-Dieterle	3rd, Big Ten Conference, NCAA 2nd Round
1996-97	Wisconsin-Head Coach	16-11 (.592)	8-8	Jane Albright-Dieterle	T6th, Big Ten Conference
1997-98	Wisconsin-Head Coach	21-10 (.677)	9-7	Jane Albright-Dieterle	6th, Big Ten Conference, NCAA 1st Round
1998-99	Wisconsin-Head Coach	18-14 (.562)	9-7	Jane Albright-Dieterle	T4th, Big Ten Conference, WNIT Runners-up
1999-00	Wisconsin-Head Coach	21-12 (.636)	8-8	Jane Albright	T5th, Big Ten Conference, WNIT Champions
2000-01	Wisconsin-Head Coach	18-10 (.643)	12-4	Jane Albright	T2nd, Big Ten Conference, NCAA 1st Round
2000-01	Wisconsin-Head Coach	19-12 (.612)	8-8	Jane Albright	T5th, Big Ten Conference, NCAA 1st Round

8 years UW Record 154-86 (.642) (Big Ten Record 77-52, .601)
18 years Head Coach Record 342-196 (.636)

* Indicates won conference tournament

■ Albright's Career Highlights

Coach of the Year Honors

1995-Women's Basketball Coaches Association District IV,
and Big Ten Conference Coach of the Year
1995-Nominations for AP, Naismith and WBCA
National Coach of the Year awards
1994-Illinois Basketball Coaches Association Coach of the Year
1993-Mid-Continent Conference and Illinois Basketball
Coaches Association Coach of the Year
1991-Illinois Basketball Coaches Association Coach of the Year
1990-Women's Basketball Coaches Association District IV
and North Star Conference Coach of the Year
1989-North Star Conference Coach of the Year

USA Basketball Coaching

1996-USA R. William Jones Cup Team, head coach, gold medal
1993-USA National Team at World University Games,
assistant coach, bronze medal
1992-USA Junior Team at Pan American Basketball
Confederation Junior World Championship,
assistant coach, silver medal
1991-U.S. Olympic Festival,
head coach of the South team, gold medal

National Recognition-Teams


2001-NCAA Tournament 1st Round: 0-1
1st Round: Arizona State at Nashville, Tenn., L 70-73
2001-NCAA Tournament 1st Round: 0-1
1st Round: Missouri in Athens, Ga., L 68-71
2000-WNIT Tournament Champions: 5-0 record
Rnds: Finals-UW 75, Florida 74, Madison, Wis.
1999-WNIT Tournament Runner-up Champions: 4-1 record
5 Rnds: Finals-Arkansas 67, UW 64, Fayetteville, Ark.
1998-NCAA Tournament 1st Round: 0-1
1st Round: Virginia Tech in Gainesville, Fla., L 64-75
1996-NCAA Tournament 2nd Round: 1-1
1st Round: Oregon in Nashville, Tenn., W 74-60
2nd Round: Vanderbilt in Nashville, Tenn., L 82-96

1995-NCAA Tournament 2nd Round: 1-1
1st Round: Kansas in Lubbock, Tex., W 73-72
2nd Round: Texas Tech in Lubbock, Tex., L 65-88
1994-NCAA Tournament 1st round: 0-1
at Southwest Missouri State, L 56-75
1993-NCAA Tournament 1st round: 0-1
at Georgetown, L 74-76
1992-NCAA Tournament 2nd round: 1-1
1st Round: Louisiana Tech in DeKalb, Ill., W 77-71
2nd Round: at Purdue, L 62-98
1991-at NWIT in San Antonio, Tex., 7th place: 1-2
1st Round: vs. Houston, L 71-83
2nd Round: vs. Alabama-Birmingham, L 71-78
3rd Round: vs. Notre Dame, W 84-82
1990-NCAA Tournament 2nd round: 1-1
1st Round: Texas Tech in DeKalb, Ill., W 84-63
2nd Round: at Purdue, L 81-86
1990-NCAA Division I Scoring Leader (94.5 pts. per
game); free throw percentage leader (.775)

Post Season Record: Albright is 4-9 in NCAA games; and 10-3 in the
National Women's Invitational Tournament

National Recognition-Individuals

U.S. Olympic Festival
E.C. Hill, NIU-1991
Carol Owens, NIU-1986
Kodak All-Americans (District IV)
Jessie Stomski, Wisconsin-2001, 2002
Tamara Moore, Wisconsin-2002
Keisha Anderson, Wisconsin-1997
Barb Franke, Wisconsin-1995, 1996
E.C. Hill, NIU-1993
Lisa Foss, NIU-1991
Carol Owens, NIU-1989, 1990
U.S. Basketball Writers' All-American
E.C. Hill, NIU-1994
Associated Press All-American
Jessie Stomski, Wisconsin-2002 (Honorable Mention)
Tamara Moore, Wisconsin-2001 (Honorable Mention)
Barb Franke, Wisconsin-1995, 1996 (Honorable
Mention)
USA Basketball Team
Barb Franke, Wisconsin-1994
E.C. Hill, NIU-1993
Women's Professional Basketball Teams
Tamara Moore, Wisconsin-WNBA Minnesota Lynx, 2002
Keisha Anderson, Wisconsin-ABL Colorado Xplosion, 1997
WNBA Washington Mystics, 2000
and WNBA Charlotte Sting, 2001, 2002
Barb Franke, Wisconsin-Europe, Limoges, France,
1996 and ABL, 1998
E.C. Hill, NIU-ABL Connecticut Blizzard, 1996
WNBA Indiana Fever, 2000
Ann Klapperich, Wisconsin-Europe, Olivas Clube,
Portugal-1998
Katie Voigt, Wisconsin-Europe, Club Boom,
Belgium-1999-01
Israel-2001, 2002



LEFT: Active in USA Basketball, Coach A is pictured with her gold medal-winning Jones Cup team in 1996.

ASSISTANT COACHES



KATE PETERSON, ASSISTANT COACH

Wisconsin native Kate Peterson has been the Badgers' chief recruiting coordinator for the past four years, and begins her sixth year overall at Wisconsin. It is a position with which she is quite familiar after four years as the women's basketball assistant coach and

recruiting coordinator at Eastern Illinois University from 1993-97. Peterson has helped the Badgers bring in two top-10 rookie classes in the past three years.

Hailing from River Falls, Wis., Peterson graduated from the University of Wisconsin-Stevens Point where she was a four-year basketball starter earning all-conference honors. She was

named Kodak All-America as a senior while setting an NCAA Division III national record for three-point goals made per game in a season (3.85 per game). She was inducted into the UW-Stevens Point Hall of Fame on Sept. 30, 2000.

Peterson completed her degree in psychology from Stevens Point in 1991, and completed her master's degree in educational psychology at Indiana University in 1995.

While at Indiana she gained familiarity with the Big Ten Conference as a graduate assistant one year, and later became a restricted earnings assistant with duties in scouting, on-campus recruiting and

on-court coaching in 1992-93. She joined Eastern Illinois as the chief assistant in 1993.

In addition to her college coaching experience, Peterson served as the coach for an Athletes in Action camp held in São Paulo, Brazil in 1992, and has worked a variety of summer basketball camps including directing the UW-Stevens Point summer basketball camp in 1991.

Of Special Note:

- The Badgers' chief recruiting coordinator begins her sixth year at Wisconsin and 12th year of coaching overall
- Was a four-year starter at UW-Stevens Point and earned Kodak All-American as a senior
- Member of the UW-Stevens Point Athletic Hall of Fame
- Has also coached at Indiana and Eastern Illinois



ERIKA LANG-MONTGOMERY, ASSISTANT COACH

Erika Lang-Montgomery, begins her third year as an assistant coach and national recruiter with the Badgers. A 1995 graduate of the University of Florida, Lang-Montgomery has experience with four Division I basketball programs including

Florida, plus coaching stops at Purdue, Florida State and most recently USC.

Lang-Montgomery assisted then-coach Lin Dunn at Purdue from 1995-96, before going to Florida State with Chris Gobrecht as her third assistant. She followed Gobrecht to USC where she was an assistant coach and recruiting coordinator from 1998-00. USC signed back-to-back nationally-ranked recruiting classes during her tenure.

As a player at Florida from 1988-92, Lang-Montgomery earned All-SEC freshmen team honors in 1989. She averaged 14.2 points and 8.9 rebounds her junior season, but was injured much of her senior year. She finished her career among the top 10 in rebounds with 647, blocks with 45, and collected 959 points.


Graduating with a degree in exercise and sports science, Lang-Montgomery served as a student-assistant coach at Florida from 1992-93. She was the head coach of the girls' varsity basketball team at St. John's Country Day School in Orange Park, Fla., for two years from 1993-95, and was the head junior varsity girls' coach at F.W. Bucholz High School in Gainesville from 1992-93.

She married Larry Montgomery in 1997. They have a one-year old son, Jaden.

Of Special Note:

- One of the Badgers' national recruiters begins her third year at Wisconsin and seventh year of coaching overall
- Was a four-year player at the University of Florida earning all-SEC honors
- Has also coached at Florida, Purdue, Florida State and USC

ASSISTANT COACHES



AL BROWN, ASSISTANT COACH

Former Tennessee women's basketball assistant Al Brown became a welcome addition to the Wisconsin women's basketball staff in time for recruiting this summer.

Brown, an assistant with the Lady Vols the past seven years, will serve as the primary scout as well as assist in player development and

recruiting.

A 25-year veteran coach of both men's and women's basketball, Brown joined the Lady Vols in 1995, after serving in the men's collegiate ranks for 18 years. Brown has coached in men's programs at Purdue and Minnesota in the Big Ten Conference, Western Michigan and Ball State in the Mid-American

Conference, and Tennessee in the Southeastern Conference.

In his seven-year tenure with the Lady Vols, he earned three NCAA Championship rings as an assistant coach, and accompanied Tennessee on five trips to the Big Dance. Brown's film breakdowns and opponent analysis were valuable contributions to the Lady Vol NCAA titles in 1996, 1997, and 1998. Tennessee also attended the 2000 and 2002 NCAA Final Fours, and won five-straight SEC women's basketball titles. He is the first person (male or female) to coach in both a men's and a women's NCAA championship game.

An accomplished motivational speaker, Brown was the representative for Lady Vol women's athletics on the

Tennessee Big Orange Caravan

friend-raiser tours. He conducted a number of motivational talks with the Tennessee football team including one before the team captured the 1998 National Championship at the Fiesta Bowl.

A native of Connersville, Ind., Brown is returning to his roots in the Big Ten where he graduated from Purdue University with both a bachelor's and a master's degree in physical education and health education, respectively.

He played three years for the Boilermakers, and served as an graduate assistant coach from 1967-70. Purdue earned its first Big Ten title in 40 years in 1969, and went to the Final Four losing in the championship game to UCLA.

Of Special Note:

- Former Tennessee Lady Vol assistant begins his first year at Wisconsin and 26th year of coaching overall
- Has coached in both men's and women's programs
- Saw the Lady Vols earn three national titles in his seven-year tenure
- Native of Indiana, played three years at Purdue
- Has also coached at Purdue, Minnesota, Western Michigan, Ball State, Tennessee



SHELI KUHL, DIRECTOR OF BASKETBALL OPERATIONS

Sheli Kuhl is in her first season as Director of Basketball Operations for the Wisconsin Women's Basketball team.

Kuhl comes to Wisconsin most recently from Penn State University where she was the athletic events and facility coordinator. The

Waukee, Iowa, native managed events for 14 sports and also oversaw several NCAA Championships and other special events for the Nittany Lions. Some of the events included the 2002 NCAA Men's Volleyball Championship, a number of NCAA regional events in soccer and gymnastics, and three Big Ten Championships.

Prior to coming to Penn State, Kuhl served as an intern with the Women's Basketball

Coaches Association in Atlanta. There she was responsible for all facets of organizing the WBCA High School All-America Game, and assisted with the WBCA national convention held in conjunction with the NCAA Women's Final Four.

A graduate of Minnesota State University, Mankato, in business administration with an emphasis in marketing, Kuhl was a four-year letter-winner for the Mavericks from 1995-99. An experienced basketball camp clinician, she served as a student-assistant coach one semester before graduating in December 1999. While a student-athlete, Kuhl was a member of the Student Athlete Advisory Committee four years including a year as vice-president.

Her other experiences include interning with the Mankato Mashers, a Northwoods League baseball team one season, and she also volunteered to work a number of sports-related events including Super Bowl XXXIV which was held in Atlanta.

Of Special Note:

- Begins her first year at Wisconsin as Director of Basketball Operations
- Was a four-year letterwinner at the Minnesota State, Mankato
- Has also worked at the Women's Basketball Coaches Association national office and at Penn State

STUDENT ASSISTANT COACH KYLE RECHLICZ



Former Badger Kyle (Black) Rechlicz returns this season as a student assistant coach. Black, who completed her eligibility last season, will work with the guards and perform additional duties with the UW program.

As a senior last season, the Indianapolis native earned MVP honors on her first all-tournament team at the Arizona Classic.

UW's premier three-point shooter, she made a three-point basket in all but one game last season for 25-

consecutive games, and set a school record with seven (of 11) three-pointers in collecting a career-high 26 points versus Holy Cross.

Black became a starting two-guard as a junior and concluded her career just 24 points shy of 1000 career points. She led the Big Ten Conference as a junior hitting .406 percent from beyond the arc, and last year hit 78-206 for .379 percent which ranked fifth in the conference. She ranked second in assists with 2.2 per game and was UW's top free throw shooter (40-47 for .851 percent). She averaged a career-best 12.1 points per game her senior season and ranks second all-time in all Wisconsin three-point categories hitting 191-523 for .365 percent. A business major, she earned her second Academic All-Big Ten honor in 2002.

WISCONSIN TEAM MANAGERS



**Manager:
Don Adams**



**Manager
Katie
Stojasavljevic**

Right: Coach A was mesmerized by the 'Wizard of Westwood' when she met John Wooden in 1996. They discussed all facets of basketball and coaching from philosophy to x's and o's. Says Jane of John, "He's the greatest."

Albright's Pledge to Community Service



Coach A 'high-fives' a participant in the annual Hoops for Hope community clinic. The Badger team accomplishes over 500 hours of community service each year.

Away from basketball, Jane Albright is an enthusiastic participant in and promoter of community service. Her projects are quite diverse, and she takes her concern for others beyond the status quo addressing such topics as domestic violence and literacy. She requires her team's participation in community service as well as assisting with such events as 'Buckets for Hunger,' which raises money for the local food pantry.

'Coach A' is a much sought-after speaker and regularly assists with charity and athletic department fundraising events. The community groups she typically serves include elementary and middle schools, church organizations, and service clubs such as the Lions, Optimists, Rotary, Madison Sports Hall of Fame, United Way, Special Olympics, and Habitat for Humanity.

She has served as the spokesperson for the Share Your Holidays campaign, the Lake Monona Spokeout (bike ride) to Prevent Child Abuse, the Children's Service Society of Wisconsin (CASA), the Community Action Coalition, and is on the advisory board of the Fellowship of Christian Athletes, from which she received a national award in 2001. She has also appeared in numerous public service television and radio spots speaking against domestic violence, and in support of the literacy efforts for the Wisconsin Library Association.



MEET THE BADGERS

MEET THE BADGERS

2 JESSICA LIEGEL

2001-02: Member of the team a second season ... appeared in one game ... earned her second Academic All-Big Ten honor in 2002 and is a two-time Athletic Board Scholar representing the highest grade point average on the women's basketball team

2000-01: Walk-on in 2000 ... reserve guard ... played in two games ... member of the 2001 Academic All-Big Ten honors team

High School: Named first team all-conference in 1997 and 1998 ... was the SWAL Conference MPV in 1999 ... also earned *Wisconsin State Journal* all-Area honors, and was an honorable mention All-Stater ... played in the WBCA All-Star game with teammate Leah Hefte ... class salutatorian at River Valley High School in Spring Green, Wis.

5-9 • Senior Guard/Forward

Plain, Wis.
River Valley High School
Coach: Phil Manske

Career Game Highs

Points: 0
Field Goals: 0
Field Goal Att.: 1 vs. Cleveland State 1/27/02
3-Pt. Goals: 0
3-Pt. Att.: 0
Free Throws: 0
Free Throw Att.: 0
Rebounds: 1 vs. Northwestern 2/1/01
Assists: 0
Steals: 0
Blocks: 0

Post Season Play

2002 NCAA 1st Round, Nashville, Tenn.
2001 NCAA 1st Round, Athens, Ga.

OFF THE JESSICA LIEGEL COURT WITH

Personal: Born 9-17-81, family includes Parents Ed and Mary Jayne Liegel, Brothers Eddie, Simon, and Sam; Nickname: Jess

Favorites: Favorite subject: Chemistry ... Favorite food: Strawberries ... Favorite color: Blue ... Activities: Reading, playing piano ... Favorite vacation spot: A deserted island ... Favorite sport other than basketball: Running

My favorite things to do or have: Ride horses

Person(s) most admired: Dalai Lama, Mother Teresa

Most memorable basketball achievement: Conference MVP and walking-on at UW

Best UW road trip: Virgin Islands

To calm my nerves before a game I: Sing along with the warm-up tape

In preseason training I worked on: Endurance and strength

My most prized possession is: A quilt my grandma made

Dream as a collegiate player: Win the Big Ten

Favorite spot on campus: Memorial Union at sunset

Autobiography title: "Always a Friend"

If I could have any job, I'd be: An ice cream taste tester

The community service activity or group I most like: Habitat for Humanity

What makes me laugh: Tripping during practice

If I could sing in a Hollywood musical, what would the title be (real or imaginary)? Off tune

If I could be a cover of a magazine it would be: *Time*

When I pick up a newspaper the first section I turn to is: Weather

When I get nervous I: Bite my fingernails

My favorite cartoon character is: Rocky and Bullwinkle

My favorite book is: *The Hobbit*

Major: Spanish and Molecular Biology

Career goal: Pediatrician

Liegel's Career Record

Season	G/S	FG	FGA	PCT	3PT	3PTA	PCT	FT	FTA	PCT	REB	VG	PF/D	A	TO	BL	ST	MIN	PTS	AVG
2000-01	2/0	0	0	.000	0	0	.000	0	0	.000	1	0.5	0/0	0	0	0	0	3	0	0.0
2001-02	1/0	0	1	.000	0	1	.000	0	0	.000	0	0.0	1/0	0	2	0	0	2	0	0.0
TOTALS	3/0	0	1	.000	0	1	.000	0	0	.000	1	0.3	1/0	0	2	0	0	5	0	0.0



5-9 • Junior Forward

Verona, Wis.
Verona High School
Coach: Chris Benetti

12 ABBY SIMMONS

2000-02: Walked on to the team in 2000 and has competed in two games ... earned Academic All-Big Ten honors in 2002

High School: Was a three-sport athlete in high school participating in volleyball, basketball and softball ... earned first team all-conference in all three sports and was a first team all-stater in softball (outfielder) ... named volleyball and basketball captain and MVP ... averaged 12.9 points/game as a senior ... played on the WBCA All-Star team ... won the 2000 Award of Excellence by the Women's Sports Advocates of Wisconsin

Career Game Highs

Points: 0
Field Goals: 0
Field Goal Att.: 1 vs. Loyola 12/5/00
3-Pt. Goals: 0
3-Pt. Att.: 0
Free Throws: 0
Free Throw Att.: 0
Rebounds: 1 vs. Northwestern 2/1/01
Assists: 0
Steals: 0
Blocks: 0

Post Season Play

2002 NCAA 1st Round, Nashville, Tenn.
2001 NCAA 1st Round, Athens, Ga.

OFF THE ABBY SIMMONS COURT WITH

Personal: Born 6-16-82, family includes parents Ken and Gail, brother Ryan, sister Nicole Simmons; Nickname: Slimmons
Favorites: Favorite subject: Biology ... Favorite food: Pasta ... Favorite color: Purple ... Activities: Shopping, Being with friends and family ... Vacation spot: Anywhere warm (California) ... Favorite sport other than basketball: Volleyball and softball
My favorite things to do or have: Be with my friends, laugh, be outside
Person(s) most admired: My mom and dad
Most memorable basketball achievement: Making the UW team as a walk-on as a freshman
Best UW road trip: St. Thomas, U.S. Virgin Islands
My basketball superstitions: Wearing certain hair ties for a game
In preseason training I worked on: My conditioning and shooting when I'm tired
My most prized possession is: My family
Dream as a collegiate player: Make it to the Final Four
Favorite spot on campus: Memorial Union
Autobiography title: *Abbyland*
If I could bring one thing from my hometown, I'd bring: My dog
If I could have any job, I'd be: A successful actress
The community service activity or group I most like: Helping out with practices in my hometown
Something significant about my jersey number: I have worn the number 12 since I was 13 in every sport I've played
What makes me laugh? Cosby Show
If I could sing in a Hollywood musical, what would the title be (real or imaginary)? "Sound of Music"
If I could be a cover of a magazine it would be: *In Style Magazine*
If I could guest star in a TV show it would be: Felicity or Dawson's Creek
When I pick up a newspaper the first section I turn to is: Sports
The best sporting event I ever attended was: 2000 Rose Bowl in Pasadena
When I get nervous I: Bite my fingernails
My favorite cartoon character is: Belle, from "Beauty and the Beast"
My favorite book is: *Divine Secrets of the Ya Ya Sisterhood*
Major: Kinesiology
Career goal: Get into a physical therapy program after undergrad and find a great job in a great location

Simmons' Career Record

Season	G/S	FG	FGA	PCT	3PT	3PTA	PCT	FT	FTA	PCT	REB	AVG	PF/D	A	TO	BL	ST	MIN	PTS	AVG
2000-01	2/0	0	1	.500	0	0	.000	0	0	.500	1	0.5	0/0	0	0	0	0	4	0	0.0
2001-02	1/0	0	0	.000	0	0	.000	0	0	.000	0	0.0	0/0	0	0	0	0	3	0	0.0
Totals	2/0	0	1	.500	0	0	.000	0	0	.500	1	0.5	0/0	0	0	0	0	4	0	0.0



II STEPHANIE RICH

2001-02: Member of the Big Ten European tour team ... ranked among the UW leaders in three-point shooting hitting 20-69 for .290 percent ... started three times or came off the bench for crucial minutes and scoring ... averaged 15 minutes and 3.2 ppg ... a mature athlete, she has the respect of her teammates shows great anticipation for steals and rebounds ... had her career high seven rebounds and three steals in the Ohio State game 2/24/02 ... expected to challenge for a starting position ... was a team leader this summer in the off season

High School: Named 2001 Miss Iowa Basketball and was the Gatorade Iowa State Player of the Year ... *Street and Smith* honorable mention All-American ... first team all-state four consecutive years ... team record during her four years was 96-10 ... three straight State Championships—first class 3A team to ever do it ... named the captain of the Iowa State Championship All-Tournament Team (MVP as a freshman and senior) four straight years—first player ever to achieve this ... scored 2,205 points in her career, the third most in Iowa history ... averaged 20.7 points, 7.6 rebounds, 6.3 assists, and 5.4 steals her senior season

5-11 • Sophomore Guard

Crawfordsville, Iowa
Washington High School
Coach: Monte Davis

Career Game Highs

Points: 8 twice
Field Goals: 3 four times
Field Goal Att.: 6 three times
3-Pt. Goals: 2 five times
3-Pt. Att.: 5 twice
Free Throws: 2 vs. Northwestern 1/13/02
Free Throw Att.: 4 vs. Florida 11/25/01
Rebounds: 7 vs. Ohio State 2/24/02
Assists: 4 vs. Marquette 12/5/01
Steals: 3 vs. Ohio State 2/24/02
Blocks: 1 several times

Post Season Play

2002 NCAA 1st Round, Nashville, Tenn.

Of Special Note:

- Member of the Big Ten European tour team in 2002
- Team won three Iowa 3A State Championships
- 2001 Miss Iowa Basketball and the Gatorade State Player of the Year
- Received AP All-State honors four years and was first player named to the Iowa State All-Tournament team all four years (MVP as freshman and senior)
- Scored 2,205 career points which ranks third in Iowa all-time scoring records

Rich's Career Record

Season	G/S	FG	FGA	PCT	3PT	3PTA	PCT	FT	FTA	PCT	REB	AVG	PF/D	A	TO	BL	ST	MIN	PTS	AVG
2001-02	31/3	36	109	.330	20	69	.290	8	21	.381	73	2.4	27/0	32	28	9	26	428	100	3.2
TOTALS	31/3	36	109	.330	20	69	.290	8	21	.381	73	2.4	27/0	32	28	9	26	428	100	3.2



OFF THE STEPHANIE RICH COURT WITH

Personal: Born 5-3-83, family includes parents Phil and Jacque Rich, brothers Perry, Neil, and Darin and sister-in-law Darcy

Favorites: Favorite subject: English ... Favorite food: Sauerkraut Soup ... Favorite color: Blue ... Activities: Movies, shopping, e-mailing, and reading ... Vacation Spot: Ozarks ... Favorite Sport other than basketball: Football

My favorite things to do or have: Hanging out with family and friends

Person(s) most admired: Michael Jordan and my parents

Most memorable basketball achievement: Winning three state basketball championships

Best UW road trip: St. Thomas, U.S. Virgin Islands

My basketball superstitions: Wearing a Michael Jordan shirt on game days

To calm my nerves before a game I: Talk to people

In preseason training I worked on: Quickness and strength

My most prized possession is: My journal
Dream as a collegiate player: To win the NCAA Championship

Favorite spot on campus: Memorial Union

If I could bring one thing from my hometown, I'd bring: My friends and family

If I could have any job, I'd be: A college coach

The community service activity or group I most like: Ronald McDonald House

On my days off I: Hang out with friends, shop, catch up on sleep

Something significant about my jersey number: A very special friend helped pick it. Since she can't be at all the games, at least part of her will be with me.

What motivates me? My family and friends

My favorite cartoon character is: Bugs Bunny

My favorite book is: *While I was Gone*

What makes me laugh? My friends

If I could be a cover of a magazine it would be: *Sports Illustrated*

If I could guest star in a TV show it would be: Friends or Sports Center

When I pick up a newspaper the first section I turn to is: Sports

The best sporting event I ever attended was: They are all great

Major: Undecided

Career goal: To become successful and happy



5-10 • Sophomore Forward/Guard

Edina, Minn.
Edina High School
Coach: Jenny Johnson

15 KATY AAGAARD

2001-02: Walked on to the team in 2001 and competed in one game

High School: Walk-on from Edina High School near Minneapolis ... three time letter-winner in basketball earning all-conference honors ... co-captain (2000-2001), all-state honorable mention, all-state defensive team honorable mention, athlete of the week (KARE 11, Channel 4, and *Star Tribune*), 2001 high school team MVP ... named to the Minnesota All-Star team ... led team to two state tournament appearances in 2000 and 2001 (fourth place finish) ... two time member of state championship AAU team ... team earned a 5th place finish at AAU National Tournament in Orlando, Fla. (2001) ... also lettered in track and field ... nominated twice to the National Youth Convention in Washington D.C. ... guest speaker for Rotary Club ... named to Sno-Court (2001), active in Young Life ... earned Academic All-State and school academic athletic honors

OFF THE KATY AAGAARD COURT WITH

Personal: Born 2-27-83, family includes: Parents Jim and Pam Aagaard, brother Daniel, and sister Ali ... Nickname: Aagaard

Favorites: Favorite subject: Psychology and criminal justice ... Favorite food: Ice cream ... Favorite color: Blue ... Activities: Running, volunteer work, time with friends ... Vacation Spot: Jackson Hole, Wyo. ... Favorite Sport other than basketball: Football

Most memorable basketball achievement: Winning the section championship my junior and senior years and when I learned I would be part of BadgerBall

Best UW road trip: Virgin Islands

My most prized possession is: My stuffed panda bear, Ling Ling

Dream as a collegiate player: My personal dream as a collegiate player is to earn a scholarship to play basketball. My dream for the team is to make it to the Final Four.

Favorite spot on campus: The running path that follows the shore of Lake Mendota

Autobiography Title: *Living a Dream*

If I could bring one thing from my hometown, I'd bring: My family

If I could have any job, I'd be: A lawyer

Community service I most enjoy: Any activity or group that involves children

What motivates me? Pride! My desire to excel and be successful in whatever I do

What makes me laugh? Stephanie Rich

My favorite book is: Ya Ya Sisterhood

Favorite DVD: Anne of Green Gables

Favorite past time: Reading, running, spending time with family and friends

Favorite TV show: Friends

Kind and name of pet: Soft-coated Wheaten Terrier - Chance

Last book I read? *Beach Music*

Major: Undecided

Career goal: Undecided; possibly business or legal studies

Aagaard's Career Record

Season	G/S	FG	FGA	PCT	3PT	3PTA	PCT	FT	FTA	PCT	REB	AVG	PF/D	A	TO	BL	ST	MIN	PTS	AVG
2001-02	1/0	0	0	.000	0	0	.000	0	0	.000	0	0.0	0/0	0	0	0	0	2	0	0.0
Totals	1/0	0	0	.000	0	0	.000	0	0	.000	0	0.0	0/0	0	0	0	0	2	0	0.0



6-7 • Junior Center

West Lafayette, Ind.
West Lafayette High School
Coach: Steve Dietrich
Transfer from Duke

Of Special Note:

- At 6-7, will be the tallest player to ever play at Wisconsin
- Transfer from Duke where she averaged 1 point and rebound per game in 33 games as a reserve
- 1998 Indiana Class A State Championship team with sisters Kuleni and Ebba (a 6-3 sophomore forward at Wisconsin)
- Three-sport high school letterwinner also participating in volleyball and track in addition to basketball
- All-time scoring leader in high school with 1,185 points

20 LELLO GEBISA

College: A redshirt junior with two years of eligibility, the 6-7 transfer from Duke University will be the tallest player ever to play at Wisconsin ... will be reunited with her sister, Ebba, a sophomore forward ... has good footwork and runs the floor well ... as a freshman at Duke saw action in 15 games and averaged 5.4 minutes per game ... in 2001 played as a reserve center in 18 games averaging 0.9 points and 1.1 rebounds in 4.4 minutes per game ... played in 33 games in her two seasons, averaging 4.9 minutes and 1.5 points per game ... had career highs of six points, four rebounds, three assists and two blocks

High School: A three-time team MVP as a forward/center for West Lafayette High School ... Lello and Ebba, along with sister Kuleni, were teammates on West Lafayette High School's Class 3A state title team in 1998 ... served as basketball team captain during her senior year ... named to America's Best 1998-99 Super Squad (top 50 seniors) ... a two-time all-area and three-time all-conference selection ... was West Lafayette's all-time scoring leader with 1,185 points ... played in the Indiana Junior All-Star and Senior North-South All-Star Classics ... also lettered three years in volleyball as a middle hitter earning all-conference honors and earning the team's Most Improved Player award as a sophomore ... named to the all-conference volleyball team twice and all-area as a senior ... competed on the track and field team in high jump and 4x400 and 4x800 relays ... served as senior class president... received the Indiana Honors Diploma ... earned the Optimist Citizenship Award

OFF THE LELLO GEBISA COURT WITH

Personal: Born 8-2-81, family includes: Father Gebisa Ejeta, and mother Senait Workalemahu, sisters Jalle, Kuleni, and Ebba, brother Galana

Favorites: Favorite subject: Math ... Favorite food: Spaghetti ... Favorite color: Blue ... Favorite activities: Spending time with family and friends ... Vacation Spot: Bahamas ... Favorite Sport other than basketball: Volleyball

Person(s) most admired: My aunt

Most memorable basketball achievement:

Winning a state championship with two of my sisters

To calm my nerves before a game I: Listen to music

In preseason training I worked on: Getting stronger

My most prized possession is: The cross my parents gave me

Dream as a collegiate player: To win the Big Ten and go to the Final Four

Favorite Spot on Campus: Kohl Center
Autobiography Title: *Lello's Life Lessons*

If I could bring one thing from my hometown, I'd bring: My family

The community service activity or group I most like: Working with the Ronald McDonald House

If I weren't playing collegiate basketball I'd be: Playing volleyball

On my days off from basketball workouts I: Catch up on school work and sleep

What motivates me: My desire to succeed

My favorite cartoon character is: Tigger

When I pick up a newspaper the first section I turn to is: Sports

Favorite DVD: "Fast and the Furious"

Favorite past time: Watching Cosby reruns

Last CD bought? Destiny's Child

Major: Industrial Engineering

Career goal: To be happy

L. Gebisa's Career Record

Season	G/S	FG	FGA	PCT	3PT	3PTA	PCT	FT	FTA	PCT	REB	AVG	PF/D	A	TO	BL	ST	MIN	PTS	AVG
2001-02	Redshirt, Transferred from Duke University Has Not Played at Wisconsin																			

22 LEAH HEFTE

2001-02: A top reserve who came off the bench for now-graduated Kyle Black ... counted on to shoot the three hitting 16-48 for .333 percent last season and has a career mark of 35-100 for .350 percent ... had a break-through game at Minnesota Feb. 21 hitting six-of-nine shots including five-of-eight three-pointers for a career-best 19 points ... injured her right ankle (sprain) in Minnesota game Feb. 21 and missed two games; returned at Big Ten Tournament in second game on 3/1 ... averaged 10 minutes and 2.9 points per game ... earned her second Academic All-Big Ten honor in 2002

2000-01: Came off the bench for two-guard Kyle Black ... tied her career high with 12 points vs. Northwestern 2/11 ... good defensive player, also counted on to shoot the three (10-29 for .345 percent) ... averaged 9.0 minutes and 2.1 points per game ... tied her career highs in points, rebounds, assists and steals ... earned 2001 Academic All-Big Ten honors

1999-00: Came off the bench in 21 games primarily as a zone breaker converting .391 percent of her three-point shots while averaging 6.8 minutes per game ... career-high 12 points came on two-of-five three-point goals and four-of-four free throws vs. Fairfield in the WNIT tournament ... great work ethic

High School: Averaged 21.1 points, 4.8 rebounds, 3.2 assists and 3.9 steals as a senior and four-year starter for McFarland High School ... led the Spartans to the WIAA Division 2 state title appearing as the heroine in several fourth-quarter clutch plays ... set seven state tournament records including scoring 67 points in two games ... led McFarland to a perfect 26-0 record capping four consecutive Capitol Conference basketball titles and four appearances in WIAA state play ... Capitol Conference MVP two straight years ... earned first team Associated Press All-State honors and was the *Wisconsin State Journal* and *The Capital Times* All-Area Player of the Year ... participated with AAU team, the Oconomowoc Lakers, placing second in the state two years, and participated in the national AAU tournament three years ... an all-around athlete, she was the Rock-Capitol Conference doubles and singles tennis champion and qualified for the state tennis tournament in singles play as a junior ... ran on McFarland's Division 2 state 800-meter relay team that placed second her freshman year, and was third in 1997 ... set the McFarland high jump school record at 5-4 as a freshman and sophomore ... earned academic honors and was a member of the National Honor Society and high honor roll

5-11 • Senior Guard

McFarland, Wis.
McFarland High School
Coach: Susan Murphy

Career Game Highs

Points: 19 vs. Minnesota 2/21/02
Field Goals: 6 vs. Minnesota 2/21/02
Field Goal Att.: 9 vs. Minnesota 2/21/02
3-Pt. Goals: 5 vs. Minnesota 2/21/02
3-Pt. Att.: 8 vs. Minnesota 2/21/02
Free Throws: 9 vs. Northwestern 2/11/01
Free Throw Att.: 12 vs. Northwestern 2/11/01
Rebounds: 4 vs. Northwestern 2/1/01
Assists: 4 vs Iowa 12/31/00
Steals: 2 several times
Blocks: 1 vs Northwestern 2/11/01

Post Season Play

2002 NCAA 1st Round, Nashville, Tenn.
2001 NCAA 1st Round, Athens, Ga.
2000 WNIT Championship, Madison, Wis.

Of Special Note:

- Counted on as a three-point threat; had a career-high 19 points hitting five-of-eight three-pointers vs. Minnesota Feb. 21, 2002
- 2001 and 2002 Academic All-Big Ten honors
- 1999 Wisconsin Division 2 State Championship team 26-0
- AP First team All-state
- Capitol Conference MVP
- Madison Newspapers' Area Player of the Year
- Tennis all-conference and state tournament qualifier

Hefte's Career Record

Season	G/S	FG	FGA	PCT	3PT	3PTA	PCT	FT	FTA	PCT	REB	AVG	PF/D	A	TO	BL	ST	MIN	PTS	AVG
1999-00	21/0	14	35	.400	9	23	.391	10	14	.714	14	0.7	8/0	9	13	0	3	142	47	2.2
2000-01	28/0	16	49	.327	10	29	.345	15	23	.652	23	0.8	20/0	16	22	1	8	247	57	2.0
2001-02	28/0	28	81	.342	16	48	.333	11	17	.647	30	1.1	21/0	13	23	0	5	263	83	3.0
TOTALS	77/0	58	165	.352	35	100	.350	36	54	.667	67	0.9	49/0	38	58	1	16	663	187	2.4



OFF THE LEAH HEFTE COURT WITH

- Personal:** Born 9-28-80, parents are John and Sandy Hefte; Nickname: Punky
- Favorites:** Favorite Subject: English ... Favorite food: Sushi rolls ... Favorite color: Blue ... Activities: Boating, tennis, hanging out with friends, traveling ... Vacation spot: San Sebastian, Spain ... Favorite sport other than basketball: Tennis
- My favorite things:** My friends, family
- Person(s) most admired:** My brother Mark
- Most memorable basketball achievement:** Winning a state basketball championship
- Best UW road trip:** St. Thomas, Virgin Islands
- In preseason training I worked on:** Strength, shooting, conditioning
- My most prized possessions are:** My family and friends
- Dream as a collegiate player:** To win an NCAA championship
- Favorite spot on campus:** Memorial Union
- If I could bring one thing from my hometown, I'd bring:** The fans
- If I could have any job, I would:** Own my own business
- The community service activity or group I most like:** Working with children
- If I weren't playing collegiate basketball I'd be:** Going to college and playing tennis
- On your days off from basketball workouts I:** Hang out with friends and family, relax
- Something significant about my jersey number is:** 22 is the number my brother wore in high school
- How has the Kohl Center impacted your life?** It has made me realize how lucky I am to be playing basketball at a Div. I school
- What motivates me?** People who are better than me
- My favorite cartoon character is:** Ariel from *The Little Mermaid*
- My favorite book is:** *The Giving Tree*, by Shel Silverstein
- If I could sing in a Hollywood musical, the title would be (real or imaginary)?** "Annie"
- If I could guest star in a TV show it would be:** Fill in for Kelly on "Live with Regis"
- When I pick up a newspaper the first section you turn to is:** Horoscopes
- The best sporting event I ever attended was:** 2001 Men's Basketball Final Four
- Favorite TV show:** Friends
- Last book I read:** *Imaginary People*
- Major:** Elementary education
- Career goal:** To be successful at whatever I do



6-3 • Sophomore Forward

West Lafayette, Ind.
West Lafayette High School
Coach: Steve Dietrich

Career Game Highs

Points: 15 vs. UW-Milwaukee, 12/11/01
Field Goals: 6 vs. Minnesota, 1/20/02
Field Goal Att.: 10 vs. UW-Milwaukee, 12/11/01
3-Pt. Goals: 0
3-Pt. Att.: 1 twice
Free Throws: 5 vs. UW-Milwaukee, 12/11/01
Free Throw Att.: 6 vs. UW-Milwaukee, 12/11/01
Rebounds: 8 vs. Washington, 11/18/01
Assists: 2 twice
Steals: 4 vs. Cleveland State, 1/2/01
Blocks: 2 three times

Post Season Play

2002 NCAA 1st Round, Nashville, Tenn.

25 EBBA GEBISA

2001-02: Expected to challenge for a starting position ... came off the bench with high energy ... a tenacious rebounder ... covers floor well possessing great speed ... critical member of the press ... was UW's secret weapon ... plays with great confidence ... fifth on team in scoring and rebounding with 5.9 points and 3.5 rebounds per game ... averaged 20 minutes of play, the most of any freshman ... recorded season highs of 15 points and eight rebounds ... had a high ankle sprain in the Jan. 20 Minnesota game and sat out three games ... hit three-of-six vs. Northwestern in Big Ten Tournament and had seven points, two steals and six rebounds to help the Badgers off the bench ... had a perfect 4.0 her first semester (freshmen are not eligible for Academic All-Big Ten honors) ... plans to become a lawyer ... will major in business


High School: A 6-3 forward, Gebisa was a *Street and Smith* All-American honorable mention ... Indiana Basketball Guide Tremendous 26 ... two-time all-conference pick and AP Third Team All-State ... *Journal-Courier* First Team All-Area ... *Hoosier Basketball Magazine* Top 40 Workout ... Indiana All-Star (senior) ... carried a 3.95 grade point average ... can play all five positions ... led team to a 14-6 mark ... part of 1998 Class 3A state champion team with sisters Kuleni and Lello, who is a transfer from Duke ... recorded 20 points per game and 12.8 rebounds per game as a senior ... averaged 10.6 points and 6.5 rebounds per game during four-year varsity career ... as a senior shot 50 percent from the floor (143-287) and 79.41 percent from the line (110-139) ... also played soccer four years and ran track three years earning all-conference selection in both sports ... received the John Wooden/MCL Cafeteria All-Star Citizenship Award for outstanding citizenship demonstrated off the basketball court ... member of the National Honor Society ... Homecoming Queen, YWCA Woman of Promise Award, and Optimist Ryder Citizenship Award ... also involved in Big Sis/Little Sis, the Pep Club, VISTA, Government club and WESSO

Of Special Note:

- First off the bench averaging 5.0 points and 3.5 rebounds in 20 minutes per game, the most of any freshmen
- Earned 4.0 first semester (freshman not eligible for Academic All-Big Ten)
- 1998 Indiana Class A State Championship team with sisters Kuleni and Lello (a 6-7 junior transfer at Wisconsin)
- Three-sport high school letterwinner also playing soccer and running track in addition to basketball

Gebisa's Career Record

Season	G/S	FG	FGA	PCT	3PT	3PTA	PCT	FT	FTA	PCT	REB	AVG	PF/D	A	TO	BL	ST	MIN	PTS	AVG
2001-02	28/0	53	130	.408	0	2	.000	34	45	.756	99	3.5	40/0	11	39	13	15	569	140	5.0
Totals	28/0	53	130	.408	0	2	.000	34	45	.756	99	3.5	40/0	11	39	13	15	569	140	5.0



OFF THE EBBA GEBISA COURT WITH

Personal: Born 6-16-83, family includes: Father Gebisa Ejeta, and mother Senait Workalemahu, sisters Jalle, Kuleni, and Lello, brother Galana ... Nickname: Ebbers

Favorites: Favorite subject: English ... Favorite food: Ice Cream ... Favorite color: Orange ... Activities: Shopping and Reading ... Vacation Spot: Puerto Rico ... Favorite Sport other than basketball: Soccer

Person(s) most admired: My parents

My most prized possession is: My angel necklace

Most memorable basketball achievement: Winning a state championship with my two sisters Kuleni and Lello

Best UW road trip: Virgin Islands

To calm my nerves before a game, I: Listen to music

In preseason training I worked on: Shooting off the dribble, strength, ballhandling

Dream as a collegiate player: To win a national championship

Favorite Spot on Campus: Kohl Center

If I could bring one thing from my hometown, I'd bring: My bed

If I could have any job I'd be: A lawyer

The community service activity or group I most like: Working with kids

What would you be doing if you weren't playing collegiate basketball? Playing soccer

What do you do on your days off from basketball workouts? Spend time with friends and catch up on schoolwork

Is there some significance to your jersey number? My dad wore No. 25 when he played basketball

What motivates you? When people tell me I'm not good at something

What is your favorite book? *To Kill a Mockingbird*

What makes you laugh? Everything

If you could be the cover of a magazine it would be? *People*

If I could guest star in a TV show it would be? *The Cosby Show*

When you pick up a newspaper the first section you turn to is? Sports

Favorite DVD: *Gladiator*

Favorite form of transportation: Car

Favorite past time: Shopping or reading

Favorite TV Show: *Real World*

Last book read? *Poisonwood Bible*

Major: Business

Career goal: To go to law school and practice law for a few years and then become an athletic director for a university



40 SHAWNA NICOLS

2001-02: Played point guard behind former players Tamara Moore and Candace Smith ... averaged five minutes per game ... sat out practices and two games with a concussion suffered at Iowa Feb. 7... plans to major in pre-medicine

High School: Street and Smith honorable mention All-American ... first team all-state as a sophomore; second team all-state as a junior and senior ... 2000 Gatorade Wisconsin State Player of the Year ... 2001 *Milwaukee Journal Sentinel* Girls All-Area Team ... Wisconsin Basketball Coaches Association All-Star ... led her Pius XI team to three consecutive state private school titles ... as a senior in the combined public school tournament, led team to a 23-3 record and reached the semifinals of the Div. 1 WIAA State Tournament ... two-time MVP at Pius; three-time Pius captain and the only sophomore ever chosen as captain on Pius' girls team ... senior year averaged 9.7 ppg, 5.2 rebs, 5 assists, 3.5 steals ... shot 70 percent from the free throw line and 41 percent from three-point land ... also a two-time all-conference and all-area selection in softball, playing shortstop

5-10 • Sophomore Guard

Milwaukee, Wis.
Pius XI High School
Coach: Joel Claassen

Career Game Highs

Points: 3 twice
Field Goals: 1 several times
Field Goal Att.: 2 several times
3-Pt. Goals: 1 vs. Florida, 11/25/01
3-Pt. Att.: 1 several times
Free Throws: 1 twice
Free Throw Att.: 2 twice
Rebounds: 3 vs. Florida, 11/25/01
Assists: 2 several times
Steals: 1 several times
Blocks: 1 twice

Post Season Play

2002 NCAA 1st Round, Nashville, Tenn.

Of Special Note:

- 2002 Street & Smith Honorable Mention All-American
- Three-time all-state player
- 2000 Gatorade Wisconsin State Player of the Year
- Three consecutive state private school team championship titles
- Two-time all-conference in softball

Nicols's Career Record

Season	G/S	FG	FGA	PCT	3PT	3PTA	PCT	FT	FTA	PCT	REB	AVG	PF/D	A	TO	BL	ST	MIN	PTS	AVG
2001-02	17/0	4	14	.286	1	7	.143	2	6	.333	9	0.5	5/0	11	8	2	3	94	11	0.6
TOTALS	17/0	4	14	.286	1	7	.143	2	6	.333	9	0.5	5/0	11	8	2	3	94	11	0.6



OFF THE SHAWNA NICOLS COURT WITH

Personal: Born 12-23-82, family includes: parents Vince and Beth Nicols, brother Justin

Favorites: Favorite subject: Photography ...

Favorite food: Mint chocolate chip ice cream ...

Favorite color: Blue ... Activities:

Playing basketball, juggling, listening to music, watching movies ...

Vacation Spot: Seattle and Door County ...

Favorite sports other than basketball: Volleyball and softball

My favorite things to do or have: I love having amazing teammates and friends; people who surround me with love

Person(s) most admired: My great grandma, Lil

Most memorable basketball achievement:

Winning the Padre Sierra my eighth grade year and winning state three years in a row

Best UW road trip: Virgin Islands

My basketball superstitions: Listen to music before the game and use a system to put on my uniform, shoes, socks

In preseason training I worked on: My strength and quickness and developing my outside shot

My most prized possession is: My journal

Dream as a collegiate player: Go to the Final Four and win the Big Ten

Favorite spot on campus: Any of the lakes

If I could bring one thing from my hometown, I'd bring: My mom and dad's cooking

If I could have any job, I'd be: A pediatrician
The community service activity or group I most like: YMCA

What would you be doing if you weren't playing basketball? Playing intramurals

On my days off I: Get work done and hang out with friends

Something significant about my jersey number: My freshman year in high school on varsity it was the only number left and I've worn it ever since

What motivates me? Wanting to win and be the best

My favorite cartoon character is: Sponge Bob Square Pants

My favorite book is: *Oh the Places You'll Go* by Dr. Seuss, and the Harry Potter series

What makes me laugh? Being tickled

When I pick up a newspaper the first section I turn to is: Sports and comics

Major: Undeclared

Career goal: Be happy



43 KRISTI SEEGER

2001-02: Had her first of 21 career starts last year ... heads-up, well-conditioned athlete with the ability to run the floor ... averaged career-highs with 3.8 points and 3.9 rebounds in 18 minutes of play per game ... had a career-high 15 points and 9 rebounds vs. Minnesota, Jan. 20, and had 10 points vs. Minnesota in the Big Ten Tournament, March 1 ... a self-less player, Seeger is an instinctive rebounder and does all the little things well ... earned her second Academic All-Big Ten honor

2000-01: Came off the bench for now-graduated LaTonya Sims ... has a knack for being around the ball and averaged 2.7 points and 2.3 rebounds in 10.5 minutes of play ... had her biggest game against Minnesota hitting four-of-five shots for a career-high 13 points ... earned 2001 Academic all-Big Ten honors

1999-00: Became the first post off the bench during Nina Smith's injury ... gained career highs with eight points and six rebounds during the post season run ... doesn't make mistakes with nine turnovers and just four fouls all season in 172 minutes (7.2 min. per game) ... averaged 2.1 points and 1.7 rebounds and scored the majority of her points in the WNIT tournament

High School: Averaged 15.8 points, 9.4 rebounds, 4.0 assists and 4.4 steals per game as her team finished 14-8 losing in the WIAA state sectional semifinal ... as a junior she led her team to a school-best 24-1 record and its first WIAA state tournament appearance ... named first team All-Badger Conference for the fourth straight year while earning all-area *Wisconsin State Journal* and *Capital Times* honors ... *Associated Press* All-State third team honoree, she missed three games during the season due to illness, but still led her conference in scoring averaging 15.5 points ... completed her four-year career with 1,216 points (14.5 average), and had 634 rebounds for a 7.5 average ... was the 1998 Badger Conference and *Wisconsin State Journal* Area Player of the Year, and earned AP Second-Team All-State honors ... nine-time letter winner as a junior, she was an all-conference player in volleyball and softball, and holds the school record for freshmen in the shot put, discus and triple jump ... an academic honors student, she is a member of the Philo Club and a TAG (Talented and Gifted) member as well as on the high honor role and listed in *Who's Who* Among High School Students

6-0 • Senior Forward

Stoughton, Wis.
Stoughton High School
Coach: Rich Hall

Career Game Highs

Points: 15 vs. Minnesota, 1/20/02
Field Goals: 6 vs. Minnesota, 1/20/02
Field Goal Att.: 12 vs. Minnesota, 1/20/02
3-Pt. Goals: 1, several times
3-Pt. Att.: 2 twice
Free Throws: 4 vs. Minnesota, 2/22/01
Free Throw Att.: 6 twice
Rebounds: 9 vs. Minnesota, 1/20/02
Assists: 4 vs. Michigan, 1/6/02
Steals: 2 many times
Blocks: 1 many times

Post Season Play

2002 NCAA 1st Round, Nashville, Tenn.
2001 NCAA 1st Round, Athens, Ga.
2000 WNIT Championship, Madison, Wis.

Of Special Note:

- Started 21 games at forward as a junior
- Plays a smart, turnover-free game
- 2002 and 2001 Academic All-Big Ten honors
- 1999 first team all-area and AP Third Team All-State; AP Second-Team All-State in 1998
- Letterwinner as an all-conference performer in basketball, volleyball, softball and track & field
- An academic honors student and member of TAG (Talented & Gifted)

Seeger's Career Record

Season	G/S	FG	FGA	PCT	3PT	3PTA	PCT	FT	FTA	PCT	REB	AVG	PF/D	A	TO	BL	ST	MIN	PTS	AVG
1999-00	24/0	18	37	.486	2	4	.500	13	19	.684	41	1.7	4/0	5	9	1	12	172	51	2.1
2000-01	28/0	29	57	.509	3	13	.231	14	22	.636	64	2.3	16/0	12	25	5	10	294	75	2.7
2001-02	31/21	44	108	.407	1	6	.167	30	36	.833	121	3.9	22/0	41	42	6	22	544	119	3.8
Totals	83/21	91	202	.450	6	23	.261	57	77	.740	226	2.7	42/0	58	76	12	44	1010	245	3.0



OFF THE KRISTI SEEGER COURT WITH

MEET THE BADGERS

Personal: Born 7/4/81; parents are Lynne Seeger and Jim Seeger; Nickname is Kriddy

Favorites: Favorite Subject: Kinesiology ... Favorite food: Tacos, Subs, Grandma's apple pie ... Favorite color: Green ... Activities: Sports, movies, friends ... Vacation spot: Destin, Fla. ... Favorite sports other than basketball: Playing volleyball and softball, and watching hockey and football

My favorite things: My family, friends, basketball, smiles

Person(s) most admired: My mom

Most memorable basketball achievement:

Our team winning 15-straight games

Best UW road trip: Virgin Islands

To calm my nerves before a game I: Pray, and have some quiet psych-up time

In preseason training I worked on: Strength and offensive moves

My most prized possession is: My family and my Bible

Dream as a collegiate player: Win an NCAA championship

Favorite spot on campus: Memorial Union

If I could have any job, I'd be: Physical therapist or chiropractor

The community service activity or groups

I most like: Special Olympics

If I weren't playing college basketball I'd be:

Playing college volleyball

On my days off from basketball I: Sleep and catch up on laundry and homework

Something significant about your jersey

number: I had 34 in my junior high and switched to 43 in high school

What motivates me? When people tell me I can't do something.

My favorite cartoon character is: Tigger, from Winnie the Pooh

My favorite book: *My Soul to Keep*

What makes me laugh? Many things. I'm a big fan of funny movies

If I could guest star in a TV show it would be: Friends or Trading Spaces

When I pick up a newspaper the first section I turn to is: Crossword puzzle

When I get nervous I: Remind myself to breathe

Favorite DVD: The Whole Nine Yards. Fifth Element, Moulin Rouge, Tommy Boy

Last book I read: One of my textbooks

Favorite CD I bought: Alan Jackson's Greatest Hits

Major: Exercise science

Career goal: Find a job that I love to do and have time with my future family

2002-03 BADGER NEWCOMERS

MEET THE BADGERS



**5-9 • Freshman
Guard**

Waukesha, Wis.
South High School
Coach: Paul Darling

4 ERIN OLSON

High School: Earned Wisconsin Second Team All-State honors her senior season where her team finished 20-7 before losing in the WIAA State Division I finals to Hudson (team-mate Annie Nelson's team) ... averaged 13.8 points and 4.3 rebounds ... hit .821 percent from the line, 35 percent from three-point area, and averaged 4.0 assists ... named to the WBCA Academic All-State team which required being a starter with a 3.2 cumulative grade point average

Erin Olson: Up Close and Personal

Personal: Born 8/21/83, family includes Parents Ole and Kitty Olson, Sister Alli and brother Bret; Nickname: Navin

Favorites: Favorite subject: Math ... Favorite food: Cereal ... Favorite color: Blue ... Activities: Working out, hanging with friends ... Favorite vacation spot: Up North ... Favorite sport other than basketball: Football

Person most admired: My dad

Most memorable basketball achievement:

Taking second at state my senior year

Dream as a collegiate player: To earn a starting spot at UW

If I could have any job, I'd be: Own and operate a care center for special needs kids

The community service activity or group I most like: Working with special needs kids

Major: Special education and business

Career goal: Open an after-school program for special education kids



The Badgers are committed to giving back to the community with this all-out team effort renovating a house for Habitat for Humanity. Front Row (L-R) Jessica Liegel, Annie Nelson, Erin Olson, Leah Hefte, Shawna Nicols. Back Row: Katy Aagaard, Abby Simmons, Ebba Gebisa, Kjersten Bakke, Lello Gebisa, Head Coach Jane Albright, Asst. Coach Al Brown, Ashley Josephson, Asst. Coach Kate Peterson, Student Coach Kyle Black, Emily Ashbaugh, Jordan Wilson, Asst. Coach Erika Lang-Montgomery, manager Don Adams.



5-8 • Freshman Guard

Onalaska, Wis.
West Salem High School
Coach: Mike Malott

14 ASHLEY JOSEPHSON

High School: Two-time National AAU all-American in 2001 and 2002 ... member of the Viking Club Velocity Red which won the 2001 AAU National Title ... can play point or second guard and possesses the ability to score one-on-one as well as from three-point land ... averaged 16 points, 2.5 assists, 4.4 rebounds and 3.5 steals while connecting on 40 percent of her three-point attempts ... led West Salem to the WIAA Division 2 sectional semifinals and posted a record of 21-2 in 2002 ... was AP First Team All-State and Coulee Conference Girls Basketball Athlete of the Year ... an accomplished tennis player, Josephson played No. 1 singles for the West Salem boys' tennis team in 2000, as they did not have a girls' team ... her school added a girls' team in 2001 and Josephson became West Salem's first tennis player to qualify for the WIAA State Tennis Tournament where she lost in the third round ... also played prep soccer

Ashley Josephson: Up Close and Personal

Personal: Born 9/17/83, family includes Parents Steve and Diane Josephson, Brother Ryan; Nickname: A.J.

Favorites: Favorite subject: Art ... Favorite food: Grandma's macaroni and cheese ... Favorite color: Blue ... Activities: Playing basketball, tennis, soccer and swimming ... Favorite vacation spot:

Maui, Hawaii ... Favorite sport other than basketball: Tennis

My favorite things to do or have: Jet ski, boogie board, work out, sleep, watch movies, friends

Most memorable basketball achievement: AAU national champions 2001, and named AAU All-American 2001 & 2002

Major: Undecided

Career goal: To find a job I love doing



6-1 • Freshman Forward

Naperville, Ill.
Benet Academy
Coach: Peter Paul

23 JORDAN WILSON

High School: 2001 Nike All-American ... became the first junior in Benet girls history to reach 1,000 points ... averaged 16.6 points, 5.1 rebounds, 3.1 assists and 2.0 blocks as a senior ... Benet Academy all-time leading scorer with 1,638 points and 667 rebounds and a win/loss record of 101-26 ... earned team MVP honors and was named a *Street and Smith* All-American honorable mention after leading her team to a 26-5 record and the regional championship ... named to the *Sun Times* All-State team; *Champaign News Gazette* All-State second team; and *Chicago Tribune* All-State special mention and All-Area first team in 2001 ... *School Sports* recruiting service ranked her 33rd nationally; *BLUE STAR Index* ranked her among the "Nation's Top 80 Players" and listed her specifically at No. 45. *BLUE STAR* ranked her No. 30 in the "Nation's Top 100 Seniors" list ... an all-conference volleyball player, she finished her volleyball career as only the second girl in Illinois volleyball to rank in the top 10 in both kills and blocks. She totaled 1,185 kills, which ranked seventh, and 329 blocks, which ranked ninth ... an instinctive shot blocker with a nice touch around the basket who will remind fans of UW all-time leading scorer, Barb Franke, with her moves to the basket and rebounding prowess

Jordan Wilson: Up Close and Personal

Personal: Born 12/11/83; family includes: Parents John and Janice Wilson, brother Doug; Nickname: J. Wils

Favorites: Favorite subject: Cinema ... Favorite food: Steak ... Favorite color: Red ... Activities: Beach volleyball, swimming ... Vacation spot: Cancun, Mexico ... Favorite Sport other than basketball: Volleyball

Person(s) most admired: My friend Vanessa Lichon

Most memorable Basketball Achievement: Winning sectional my senior year

Is there something significant about your jersey number? My name is Jordan and I wear 23

Major: Undeclared

Career goal: I want to have a job I love



6-1 • Freshman Forward

Hudson, Wis.
Hudson High School
Coach: Dave Johnson

34 ANNIE NELSON

High School: Team won the 2002 WIAA Div. I title finishing 22-5 ... named AP Third Team All-State while averaging 11.2 points, 8.5 rebounds and 2.5 blocks/game ... hit 79-143 for .530 percent from the field ... missed eight regular season games as a senior with a sprained knee, but returned to lead her team to the state title ... is the all-time Hudson career shot blocker with 209, and led in career rebounds with 723 while ranking third in scoring ... first team All-Big Rivers Conference player as a junior ... earned team MVP honors ... four-year varsity starter who earned second team all-conference honors as a sophomore ... during Nelson's tenure, Hudson program posted a 78-18 record and was the runner-up champion at the 2000 WIAA State Tournament ... team's conference record during her varsity years was 52-4

Annie Nelson: Up Close and Personal

Personal: Born 4/2/84, family includes Parents Greg and Judy Nelson, Sisters Kari and Amanda

Favorites: Favorite subject: History ... Favorite food: Pizza ... Favorite color: Purple ... Activities: Swimming, being with friends ... Favorite vacation spot: Cancun, Mexico ... Favorite sport other than basketball: Beach volleyball

My favorite things to do or have: Be outside in the sun

Person most admired: My parents

Most memorable basketball achievement: State champions my senior year

My most prized possession is: All of my pictures of friends and family

If I could have any job, I'd be: Sports broadcaster on ESPN

My favorite book is: *The Notebook* by Nicholas Sparks

What makes me laugh? Hearing other people laugh really hard

If I could be a cover of a magazine it would be? *Sports Illustrated*

When I pick up a newspaper the first section I turn to is? Comics

Major: Sports broadcasting

Career goal: Becoming a sports broadcaster or announcer for a major network



5-11 • Freshman Forward/Guard

DeForest, Wi
DeForest High School
Coach: Doug Pickarts

35 KJERSTEN BAKKE

High School: Named AP Second Team All-State ... three-time unanimous first team All-Badger Conference ... averaged 17.2 points and 10.6 rebounds and 5.4 assists per game while hitting 176-350 for .503 from the floor ... led her team to DeForest's first WIAA state tournament appearance where they lost in the WIAA Div. I quarterfinals to Hudson ... school record holder in points with 1,159 and rebounds with 702 ... member (along with Ashley Josephson) of the Velocity Red, Wisconsin's AAU team which won the national championship in 2001 ... as a senior led her volleyball team to a share of the conference title and was the WIAA Division I runnerup in the discus and shot put at the state track meet ... three-time unanimous first team All-Badger Conference in volleyball, and earned honorable mention all-state volleyball honors in 2001 ... had a 4.0 grade point average in high school

Kjersten Bakke: Up Close and Personal

Personal: Born 10/17/83; family includes Parents Gregg and Meredith Bakke, Brother Kjell

Favorites: Favorite subject: Chemistry ... Favorite food: Cheese ... Favorite color: Red ... Favorite vacation spot: Sturgeon Bay, WI ... Favorite sports other than basketball: Volleyball or football

Person most admired: Grandma Ruth

Most memorable basketball achievement: Qualifying for state basketball tournament my senior year for the first time in school history and winning the 2001 AAU National Basketball Championship

If I could have any job, I'd be: An orthopedic surgeon

Major: Undeclared

Career goal: Orthopedic surgeon

COMMUNITY SERVICE

■ Community Service Award

The Badger women's basketball program has received national recognition for its community service projects. The entire team has helped with such projects as building with Habitat for Humanity or dishing out food at the Salvation Army soup kitchen. Many other team and individual service projects are arranged by the basketball players and staff.


Coach A's philosophy is, "To whom much is given, much is expected." The Badger players assist with a variety of service projects such as visiting sick children in area hospitals, and participating in the Big Sister program.

The coaching staff annually recognizes the athlete or athletes who have shown a great interest and invested the most time in community service.

2002	Kristi Seeger
2001	Rachel Klongland
2000	Krista Bird
1999	Amy Wiersma
1998	Jenny Rhodes
1997	Karie Cattnach
1996	Karie Cattnach
1995	Karie Cattnach and Jenny Rhodes

Community service is an important facet of BadgerBall. Above Right: Stephanie Rich helps at the Hoops for Hope clinic and below, Ebba Gebisa conducts a group session at that clinic.

Right: Jordan Wilson, Ebba Gebisa, Katy Aagaardm Lello Gebisa, Emily Ashbaugh, Leah Hefte, Stephanie Rich, Ashley Josephson and Jessica Liegel served food at the Ronald McDonald House.



Above: Shawna Nicols helps the first participants try out the sand pile at the Kids Crossing kids' park the team help build in neighboring Fitchburg.

WISCONSIN HONOR ROLL

All-Big Ten Conference

(begun in 1984 with recognition earned by a vote of the conference coaches; a media voting panel was added in 1996. (Note: c=coaches; m=media))

Keisha Anderson	Racine, Wis.	First Team (m,c)	1997
		Second Team (m,c)	1995, '96
Lisa Bonnell	Merrill, Wis.	Second Team	1988
		Honorable Mention	1987
Mynette Clark	Racine, Wis.	Second Team	1992
Barb Franke	Cedar Falls, Iowa	First Team (m,c)	1996
		Second Team	1994, '95
		Freshman of the Year	1992
Kay Fredrickson	Durand, Wis.	Freshman of the Year	1988
Janet Huff	Milwaukee, Wis.	First Team	1984
Janetta Johnson	Ann Arbor, Mich.	Honorable Mention	1989
Ann Klapperich	Fond du Lac, Wis.	Third Team (m,c)	1997
		Second Team (m)	1998
Michelle Kozelka	Prairie du Chien, Wis.	Honorable Mention	1989, '90, '91, '92
Tamara Moore	Minneapolis, Minn.	First Team (c)	2002
		First Team (m)	2001
		Defensive Player of Year	2001
		Second Team (c)	2001
		Honorable Mention (m,c)	2000
Kelley Paulus	LaCrosse, Wis.	All-Freshman Team	1997
Chris Pruitt	Chicago, Ill.	Second Team	1984
Megan Scott	Platteville, Wis.	Second Team	1984
LaTonya Sims	Racine, Wis.	Second Team (m)	2000
		Honorable Mention (c)	2000
		First Team (m)	1999
		Second Team (c)	1999
		Freshman of the Year	1998
		Honorable Mention (m,c)	1998
Nina Smith	Waterloo, Iowa	Honorable Mention	2001
Jessie Stomski	Oakdale, Minn.	First Team (c, m,c)	2001, 2002
		Second Team (c)	2000
		Honorable Mention (m)	2000
		Freshman of the Year	1999
		Second Team (m)	1999
		Honorable Mention (c)	1999
Robin Threatt	Cedar Rapids, Iowa	First Team	1992, '93
		Second Team	1991
Katie Voigt	Woodruff, Wis.	First Team (m,c)	1998

All-Big Ten First team Honorees



Keisha Anderson, Racine, Wis.
First Team, 1997




Barb Franke, Cedar Falls, Iowa
First Team, 1996



Janet Huff, Milwaukee, Wis.
First Team, 1984



LaTonya Sims, Racine, Wis.
First Team, 1998



Robin Threatt, Cedar Rapids, Iowa
First Team, 1992, 1993



Katie Voigt, Woodruff, Wis.
First Team, 1998



Tamara Moore, Minneapolis, MN
First Team, 2001, 2002



Jessie Stomski, Oakdale, MN
First Team, 2001, 2002



Jessie Stomski (L) and Tamara Moore enjoy a senior night hug. Teammates in AAU play and at Wisconsin for four years, they both made their marks in the UW record books.

Wisconsin's 1,500-Point Scorers

All-time leading scorer, Barb Franke, who was also the fastest to score 1,000 points, leads this exclusive group of just six players who have scored 1,500 points or more at Wisconsin.

Total	Scorer	Career Games	Pos.	Yrs. Played	Scored 1,500th	Date and Opponent
1,994	Barb Franke	114 games	F/C	1991-96	Sr./90th game	12/7/95 vs. Western Illinois
1,915	Jessie Stomski	123 games	F	1998-2002	Sr./100th game	12/11/01 vs. UW-Milwaukee
1,901	Robin Threatt	114 games	G	1988-93	Sr./92nd game	12/15/92 vs. UW-Milwaukee
1,879	Theresa Huff	118 games	F/C	1979-83	Sr./97th game	12/22/82 vs. Loyola-Chicago
1,857	LaTonya Sims	124 games	F/G	1997-01	Sr./99th game	11/22/00 vs. Notre Dame
1,662	Tamara Moore	124 games	G	1998-2002	Sr./114th game	1/30/02 vs. Iowa
1,576	Katie Voigt	116 games	G	1993-98	Sr./112th game	2/20/98 vs. Illinois
1,543	Ann Klapperich	113 games	F	1994-98	Sr./110th game	2/22/98 vs. Penn State

Wisconsin's 1,000 Point Scorers

Total	Scorer	Career Games	Pos.	Yrs. Played	Scored 1,000th	Date and Opponent
1,994	Barb Franke	114 games	F/C	1991-96	Jr., 64th game	12/15/94 vs. Illinois-Chicago
1,915	Jessie Stomski	123 games	F	1998-02	Jr., 71st game	11/19/01 vs. Elon
1,901	Robin Threatt	113 games	G	1988-93	Jr., 66th game	1/4/92 vs. Northeastern Illinois
1,879	Theresa Huff	118 games	F/C	1979-83	Jr., 66th game	1/2/82 vs. Georgetown
1,857	LaTonya Sims	124 games	F	1997-2001	Jr., 66th game	11/27/99 vs. Rutgers
1,662	Tamara Moore	124 games	G	1998-02	Jr., 80th game	1/28/01 vs. Purdue
1,576	Katie Voigt	116 games	G	1993-98	Jr., 83rd game	3/2/96 vs. Ohio State
1,543	Ann Klapperich	113 games	F	1994-98	Jr., 77th game	2/11/97 vs. Cleveland State
1,482	Lisa Bonnell	109 games	F/C	1984-88	Sr., 86th game	12/9/87 vs. UW-Green Bay
1,455	Janet Huff	118 games	G	1980-84	Sr., 96th game	12/7/84 vs. Louisiana Tech
1,428	Michele Kozelka	111 games	F	1988-92	Jr., 74th game	2/3/91 vs. Ohio State
1,399	Chris Pruitt	114 games	G	1981-85	Jr., 86th game	3/4/84 vs. Michigan State
1,279	Keisha Anderson	85 games	G	1994-97	Sr., 68th game	1/5/97 vs. Iowa
1,123	Kelley Paulus	119 games	G	1996-00	Sr., 109th game	2/10/00 vs. Minnesota
1,120	Faith Johnson	118 games	G	1980-85	Sr., 110th game	2/8/85 vs. Indiana
1,057	Linda Gough	105 games	F	1977-81	Sr., 97th game	2/13/81 vs. Iowa
1,017	Mynette Clark	96 games	G	1988-92	Sr., 94th game	3/11/92 vs. Ohio State

Barb Franke

Season	G/S	FG	FGA	PCT	3PT	3PTA	PCT	FT	FTA	PCT	REB	AVG	PF/D	A	TO	BL	ST	MIN	PTS	AVG
1991-92	29/29	128	236	.542	7	24	.292	65	110	.591	201	6.9	104/5	19	77	15	39	655	328	11.3
1993-94	27/27	189	335	.564	14	38	.368	125	173	.723	225	8.3	84/2	44	118	19	29	817	517	19.1
1994-95	29/29	199	398	.500	9	31	.290	141	217	.650	229	7.9	100/1	41	107	19	39	943	548	18.9
1995-96	29/29	225	426	.528	1	14	.071	150	208	.721	226	7.8	92/3	45	105	21	58	900	601	20.7
Totals	114/114	741	1395	.531	31	107	.290	481	708	.679	881	7.7	380/11	149	407	74	165	2660	1994	15.9

Jessie Stomski

Season	G/S	FG	FGA	PCT	3PT	3PTA	PCT	FT	FTA	PCT	REB	AVG	PF/D	A	TO	BL	ST	MIN	PTS	AVG
1998-99	32/26	182	318	.572	0	2	.000	95	132	.720	214	6.7	112/8	33	86	24	33	955	459	14.3
1999-00	32/32	151	330	.458	4	7	.571	128	168	.762	243	7.6	111/4	50	105	27	42	994	434	13.6
2000-01	28/28	180	323	.557	1	5	.200	93	149	.624	228	8.1	75/2	73	69	12	26	888	454	16.2
2001-02	31/31	231	481	.480	3	20	.150	103	161	.640	276	8.9	76/4	54	96	16	27	1032	568	18.3
Totals	123/117	744	1452	.512	8	34	.223	419	610	.687	961	7.8	374/18	210	356	79	128	3886	1915	15.6

Robin Threatt

Season	G/S	FG	FGA	PCT	3PT	3PTA	PCT	FT	FTA	PCT	REB	AVG	PF/D	A	TO	BL	ST	MIN	PTS	AVG
1988-89	5/4	22	43	.512	3	4	.750	7	11	.636	19	3.8	11/0	10	16	1	11	120	54	10.8
1989-90	26/23	126	303	.416	29	84	.345	35	45	.778	100	3.8	61/0	50	75	10	55	762	316	12.2
1990-91	27/27	179	377	.475	33	96	.344	57	86	.663	124	4.6	67/3	47	79	13	43	834	448	16.6
1991-92	29/29	221	442	.500	39	112	.348	93	123	.756	133	4.6	73/0	71	82	13	88	939	574	19.8
1992-93	27/27	209	444	.471	40	114	.351	51	72	.708	138	5.1	76/1	70	69	12	87	894	509	18.9
Totals	114/110	753	1609	.470	144	410	.351	243	337	.721	514	4.5	288/4	249	321	49	284	3550	1901	16.7

Theresa Huff

Season	G/S	FG	FGA	PCT	3PT	3PTA	PCT	FT	FTA	PCT	REB	AVG	PF/D	A	TO	BL	ST	MIN	PTS	AVG
1979-80	27/27	165	341	.484	Did Not Have		-	52	88	.591	210	7.7	94/4	21	93	28	45	--	382	14.1
1980-81	30/30	223	438	.509	Did Not Have			53	110	.481	294	9.8	77/4	28	102	26	60	--	499	16.6
1981-82	34/29	232	510	.467	Did Not Have			76	119	.638	394	11.6	79/2	53	124	19	70	1065	540	15.9
1982-83	27/24	203	439	.462	Did Not Have			52	92	.565	303	11.2	59/0	30	76	32	66	888	458	17.0
Totals	118/110	823	1728	.476	--	--	--	233	409	.569	1201	10.2	309/10	131	394	105	243	--	1879	15.9

LaTonya Sims

Season	G/S	FG	FGA	PCT	3PT	3PTA	PCT	FT	FTA	PCT	REB	AVG	PF/D	A	TO	BL	ST	MIN	PTS	AVG
1997-98	31/27	152	303	.502	0	0	.000	88	134	.657	214	6.9	83/1	22	64	19	31	903	392	12.6
1998-99	32/32	222	461	.482	10	34	.294	123	177	.695	213	6.7	87/3	33	94	27	47	1058	577	18.0
1999-00	33/33	177	422	.419	13	48	.271	115	170	.676	276	8.4	83/1	48	80	28	52	951	482	14.6
2000-01	28/28	153	332	.461	20	69	.290	80	104	.769	179	6.4	57/1	58	71	18	29	844	406	14.5
Totals	124/120	704	1518	.464	43-	51	.285	406	585	.694	882	7.1	310/6	161	309	92	159	3896	1857	15.0

Tamara Moore

Season	G/S	FG	FGA	PCT	3PT	3PTA	PCT	FT	FTA	PCT	REB	AVG	PF/D	A	TO	BL	ST	MIN	PTS	AVG
1998-99	32/26	121	273	.443	19	56	.339	86	106	.811	158	4.9	101/6	107	145	25	80	928	347	10.8
1999-00	33/30	152	329	.462	24	69	.348	117	152	.770	167	5.1	92/2	108	133	23	83	999	445	13.5
2000-01	28/28	122	271	.450	21	63	.333	89	122	.730	129	4.6	77/2	151	116	19	100	869	354	12.6
2001-02	31/31	186	378	.492	49	135	.363	95	114	.833	159	5.1	97/6	188	151	24	90	1052	516	16.6
Totals	124/115	581	1251	.464	113	323	.350	387	494	.783	613	4.9	367/16	554	545	91	353	3884	1662	13.4

Katie Voigt

Season	G/S	FG	FGA	PCT	3PT	3PTA	PCT	FT	FTA	PCT	REB	AVG	PF/D	A	TO	BL	ST	MIN	PTS	AVG
1993-94	27/27	113	248	.456	33	96	.344	70	93	.753	173	6.4	47/0	124	137	8	29	907	329	12.2
1994-95	29/28	98	267	.367	57	164	.348	39	48	.812	116	4.0	55/1	79	73	10	35	919	292	10.1
1995-96	29/29	148	352	.420	60	176	.341	63	71	.887	117	4.0	56/1	74	83	5	46	938	419	14.4
1997-98	31/31	174	403	.432	84	217	.387	104	120	.867	158	5.1	50/0	96	110	12	35	1047	536	17.3
Totals	116/115	533	1270	.420	234	653	.358	276	332	.831	564	4.9	208/2	373	403	35	145	3811	1576	13.6

Ann Klapperich

Season	G/S	FG	FGA	PCT	3PT	3PTA	PCT	FT	FTA	PCT	REB	AVG	PF/D	A	TO	BL	ST	MIN	PTS	AVG
1994-95	26/16	94	191	.492	0	1	.000	69	87	.793	152	5.8	62/2	17	42	8	33	537	257	9.9
1995-96	29/29	142	269	.528	4	8	.500	92	127	.724	159	5.5	100/6	38	41	5	48	696	380	13.1
1996-97	27/27	175	344	.509	3	12	.250	86	114	.754	179	6.6	76/3	38	56	8	61	839	439	16.3
1997-98	31/31	187	371	.504	2	10	.200	91	124	.734	178	5.7	98/3	44	55	3	46	864	467	15.1
Totals	113/103	598	1175	.509	9	31	.290	338	452	.751	668	5.9	336/14	137	194	24	188	2936	1543	13.7



Tamara Moore owned or shared team MVP honors two years. The guard from Minneapolis directed the Badger offense for four years, and was a WNBA first round draft pick in 2002.

■ Big Ten Players of the Week

(begun as a weekly honor in 1984 with recognition earned by a vote of the conference office communications staff)


Keisha Anderson	Racine, Wis.	Dec. 12	1996
	Feb. 5	1996	
	Dec. 2	1996	
Lisa Bonnell	Merrill, Wis.	Jan. 18	1988
Mynette Clark	Racine, Wis.	March 4	1991
Barb Franke	Cedar Falls, Iowa	Jan. 29	1996
	Jan. 9, Feb. 6	1995	
Janet Huff	Milwaukee, Wis.	Feb. 14	1984
Janetta Johnson	Ann Arbor, Mich.	Dec. 12	1989
Michelle Kozelka	Prairie du Chien, Wis.	Feb. 28	1989
	Dec. 12, March 5	1990	
Ann Klapperich	Fond du Lac, Wis.	Dec. 1	1997
Tamara Moore	Minneapolis, Minn.	Jan. 6	2002
	Jan. 17	2000	
Kelley Paulus	LaCrosse, Wis.	Feb. 23	1999
LaTonya Sims	Racine, Wis.	Nov. 23	1998
Jessie Stomski	Oakdale, Minn.	Nov. 21	1999
	Jan. 22	2001	
Robin Threatt	Cedar Rapids, Iowa	Dec. 16, Feb. 10	1992
	Dec. 14	1993	

■ Wisconsin's Most Valuable Players

2001-02	Tamara Moore	Sr.	Minneapolis, Minn.
	Jessie Stomski	Sr.	Oakdale, Minn.
2000-01	Jessie Stomski	Jr.	Oakdale, Minn.
1999-00	Tamara Moore	So.	Minneapolis, Minn.
1998-99	LaTonya Sims	So.	Racine, Wis.
1997-98	Katie Voigt	Sr.	Woodruff, Wis.
1996-97	Keisha Anderson	Sr.	Racine, Wis.
1995-96	Barb Franke	Sr.	Cedar Falls, Wis.
1994-95	Barb Franke	Jr.	Cedar Falls, Wis.
1993-94	Barb Franke	So.	Cedar Falls, Wis.
1992-93	Robin Threatt	Sr.	Cedar Rapids, Iowa
1991-92	Robin Threatt	Jr.	Cedar Rapids, Iowa
1990-91	Michele Kozelka	Fr.	Prairie du Chien, Wis.
	Mynette Clark	Jr.	Racine, Wis.
	Robin Threatt	So.	Cedar Rapids, Iowa
	Lisa Lawrence	Sr.	Milwaukee, Wis.
1989-90	Michele Kozelka	So.	Prairie du Chien, Wis.
1988-89	Janetta Johnson	Fr.	Ann Arbor, Mich.
1987-88	Lisa Bonnell	Sr.	Merrill, Wis.
1986-87	Lisa Bonnell	Jr.	Merrill, Wis.
1985-86	Lisa Bonnell	So.	Merrill, Wis.
1984-85	Faith Johnson	Sr.	Minneapolis, Minn.
	Chris Pruitt	Sr.	Chicago, Ill.
1983-84	Megan Scott	Sr.	Platteville, Wis.
	Janet Huff	Sr.	Milwaukee, Wis.
1982-83	Theresa Huff	Sr.	Milwaukee, Wis.
1981-82	Theresa Huff	Jr.	Milwaukee, Wis.
1980-81	Theresa Huff	So.	Milwaukee, Wis.
1979-80	Ann Hall	So.	Brownsville, Wis.
1978-79	Kerry Karst	Fr.	Lincoln, Neb.
1977-78	Pam Moore	Fr.	Madison, Wis.

■ Coach of the Year Honors

Jane Albright	1995	Big Ten Coach of the Year
Jane Albright	1995	WBCA/Converse District
Mary Murphy	1992	Big Ten Coach of the Year
Mary Murphy	1992	WBCA/Converse District



Tamara Moore and Jessie Stomski both were invited to try out for the 2001 USA Basketball team attending the World University Games in China. Stomski sprained an ankle the first day of tryouts, and Moore was one of two finalists for the 12th spot on the team.

Barb Franke

Season	G/S	FG	FGA	PCT	3PT	3PTA	PCT	FT	FTA	PCT	REB	AVG	PF/D	A	TO	BL	ST	MIN	PTS	AVG
1991-92	29/29	128	236	.542	7	24	.292	65	110	.591	201	6.9	104/5	19	77	15	39	655	328	11.3
1993-94	27/27	189	335	.564	14	38	.368	125	173	.723	225	8.3	84/2	44	118	19	29	817	517	19.1
1994-95	29/29	199	398	.500	9	31	.290	141	217	.650	229	7.9	100/1	41	107	19	39	943	548	18.9
1995-96	29/29	225	426	.528	1	14	.071	150	208	.721	226	7.8	92/3	45	105	21	58	900	601	20.7
Totals	114/114	741	1395	.531	31	107	.290	481	708	.679	881	7.7	380/11	149	407	74	165	2660	1994	15.9

Jessie Stomski

Season	G/S	FG	FGA	PCT	3PT	3PTA	PCT	FT	FTA	PCT	REB	AVG	PF/D	A	TO	BL	ST	MIN	PTS	AVG
1998-99	32/26	182	318	.572	0	2	.000	95	132	.720	214	6.7	112/8	33	86	24	33	955	459	14.3
1999-00	32/32	151	330	.458	4	7	.571	128	168	.762	243	7.6	111/4	50	105	27	42	994	434	13.6
2000-01	28/28	180	323	.557	1	5	.200	93	149	.624	228	8.1	75/2	73	69	12	26	888	454	16.2
2001-02	31/31	231	481	.480	3	20	.150	103	161	.640	276	8.9	76/4	54	96	16	27	1032	568	18.3
Totals	123/117	744	1452	.512	8	34	.223	419	610	.687	961	7.8	374/18	210	356	79	128	3886	1915	15.6

Robin Threath

Season	G/S	FG	FGA	PCT	3PT	3PTA	PCT	FT	FTA	PCT	REB	AVG	PF/D	A	TO	BL	ST	MIN	PTS	AVG
1988-89	5/4	22	43	.512	3	4	.750	7	11	.636	19	3.8	11/0	10	16	1	11	120	54	10.8
1989-90	26/23	126	303	.416	29	84	.345	35	45	.778	100	3.8	61/0	50	75	10	55	762	316	12.2
1990-91	27/27	179	377	.475	33	96	.344	57	86	.663	124	4.6	67/3	47	79	13	43	834	448	16.6
1991-92	29/29	221	442	.500	39	112	.348	93	123	.756	133	4.6	73/0	71	82	13	88	939	574	19.8
1992-93	27/27	209	444	.471	40	114	.351	51	72	.708	138	5.1	76/1	70	69	12	87	894	509	18.9
Totals	114/110	753	1609	.470	144	410	.351	243	337	.721	514	4.5	288/4	249	321	49	284	3550	1901	16.7

Theresa Huff

Season	G/S	FG	FGA	PCT	3PT	3PTA	PCT	FT	FTA	PCT	REB	AVG	PF/D	A	TO	BL	ST	MIN	PTS	AVG
1979-80	27/27	165	341	.484	Did Not Have		-	52	88	.591	210	7.7	94/4	21	93	28	45	--	382	14.1
1980-81	30/30	223	438	.509	Did Not Have			53	110	.481	294	9.8	77/4	28	102	26	60	--	499	16.6
1981-82	34/29	232	510	.467	Did Not Have			76	119	.638	394	11.6	79/2	53	124	19	70	1065	540	15.9
1982-83	27/24	203	439	.462	Did Not Have			52	92	.565	303	11.2	59/0	30	76	32	66	888	458	17.0
Totals	118/110	823	1728	.476	--	--	--	233	409	.569	1201	10.2	309/10	131	394	105	243	--	1879	15.9

LaTonya Sims

Season	G/S	FG	FGA	PCT	3PT	3PTA	PCT	FT	FTA	PCT	REB	AVG	PF/D	A	TO	BL	ST	MIN	PTS	AVG
1997-98	31/27	152	303	.502	0	0	.000	88	134	.657	214	6.9	83/1	22	64	19	31	903	392	12.6
1998-99	32/32	222	461	.482	10	34	.294	123	177	.695	213	6.7	87/3	33	94	27	47	1058	577	18.0
1999-00	33/33	177	422	.419	13	48	.271	115	170	.676	276	8.4	83/1	48	80	28	52	951	482	14.6
2000-01	28/28	153	332	.461	20	69	.290	80	104	.769	179	6.4	57/1	58	71	18	29	844	406	14.5
Totals	124/120	704	1518	.464	43-	51	.285	406	585	.694	882	7.1	310/6	161	309	92	159	3896	1857	15.0

Tamara Moore


Season	G/S	FG	FGA	PCT	3PT	3PTA	PCT	FT	FTA	PCT	REB	AVG	PF/D	A	TO	BL	ST	MIN	PTS	AVG
1998-99	32/26	121	273	.443	19	56	.339	86	106	.811	158	4.9	101/6	107	145	25	80	928	347	10.8
1999-00	33/30	152	329	.462	24	69	.348	117	152	.770	167	5.1	92/2	108	133	23	83	999	445	13.5
2000-01	28/28	122	271	.450	21	63	.333	89	122	.730	129	4.6	77/2	151	116	19	100	869	354	12.6
2001-02	31/31	186	378	.492	49	135	.363	95	114	.833	159	5.1	97/6	188	151	24	90	1052	516	16.6
Totals	124/115	581	1251	.464	113	323	.350	387	494	.783	613	4.9	367/16	554	545	91	353	3884	1662	13.4

Katie Voigt

Season	G/S	FG	FGA	PCT	3PT	3PTA	PCT	FT	FTA	PCT	REB	AVG	PF/D	A	TO	BL	ST	MIN	PTS	AVG
1993-94	27/27	113	248	.456	33	96	.344	70	93	.753	173	6.4	47/0	124	137	8	29	907	329	12.2
1994-95	29/28	98	267	.367	57	164	.348	39	48	.812	116	4.0	55/1	79	73	10	35	919	292	10.1
1995-96	29/29	148	352	.420	60	176	.341	63	71	.887	117	4.0	56/1	74	83	5	46	938	419	14.4
1997-98	31/31	174	403	.432	84	217	.387	104	120	.867	158	5.1	50/0	96	110	12	35	1047	536	17.3
Totals	116/115	533	1270	.420	234	653	.358	276	332	.831	564	4.9	208/2	373	403	35	145	3811	1576	13.6

Ann Klapperich

Season	G/S	FG	FGA	PCT	3PT	3PTA	PCT	FT	FTA	PCT	REB	AVG	PF/D	A	TO	BL	ST	MIN	PTS	AVG
1994-95	26/16	94	191	.492	0	1	.000	69	87	.793	152	5.8	62/2	17	42	8	33	537	257	9.9
1995-96	29/29	142	269	.528	4	8	.500	92	127	.724	159	5.5	100/6	38	41	5	48	696	380	13.1
1996-97	27/27	175	344	.509	3	12	.250	86	114	.754	179	6.6	76/3	38	56	8	61	839	439	16.3
1997-98	31/31	187	371	.504	2	10	.200	91	124	.734	178	5.7	98/3	44	55	3	46	864	467	15.1
Totals	113/103	598	1175	.509	9	31	.290	338	452	.751	668	5.9	336/14	137	194	24	188	2936	1543	13.7



Tamara Moore owned or shared team MVP honors two years. The guard from Minneapolis directed the Badger offense for four years, and was a WNBA first round draft pick in 2002.

■ Big Ten Players of the Week

(begun as a weekly honor in 1984 with recognition earned by a vote of the conference office communications staff)


Keisha Anderson	Racine, Wis.	Dec. 12	1996
	Feb. 5	1996	
	Dec. 2	1996	
Lisa Bonnell	Merrill, Wis.	Jan. 18	1988
Mynette Clark	Racine, Wis.	March 4	1991
Barb Franke	Cedar Falls, Iowa	Jan. 29	1996
	Jan. 9, Feb. 6	1995	
Janet Huff	Milwaukee, Wis.	Feb. 14	1984
Janetta Johnson	Ann Arbor, Mich.	Dec. 12	1989
Michelle Kozelka	Prairie du Chien, Wis.	Feb. 28	1989
	Dec. 12, March 5	1990	
Ann Klapperich	Fond du Lac, Wis.	Dec. 1	1997
Tamara Moore	Minneapolis, Minn.	Jan. 6	2002
	Jan. 17	2000	
Kelley Paulus	LaCrosse, Wis.	Feb. 23	1999
LaTonya Sims	Racine, Wis.	Nov. 23	1998
Jessie Stomski	Oakdale, Minn.	Nov. 21	1999
	Jan. 22	2001	
Robin Threatt	Cedar Rapids, Iowa	Dec. 16, Feb. 10	1992
	Dec. 14	1993	

■ Wisconsin's Most Valuable Players

2001-02	Tamara Moore	Sr.	Minneapolis, Minn.
	Jessie Stomski	Sr.	Oakdale, Minn.
2000-01	Jessie Stomski	Jr.	Oakdale, Minn.
1999-00	Tamara Moore	So.	Minneapolis, Minn.
1998-99	LaTonya Sims	So.	Racine, Wis.
1997-98	Katie Voigt	Sr.	Woodruff, Wis.
1996-97	Keisha Anderson	Sr.	Racine, Wis.
1995-96	Barb Franke	Sr.	Cedar Falls, Wis.
1994-95	Barb Franke	Jr.	Cedar Falls, Wis.
1993-94	Barb Franke	So.	Cedar Falls, Wis.
1992-93	Robin Threatt	Sr.	Cedar Rapids, Iowa
1991-92	Robin Threatt	Jr.	Cedar Rapids, Iowa
1990-91	Michele Kozelka	Fr.	Prairie du Chien, Wis.
	Mynette Clark	Jr.	Racine, Wis.
	Robin Threatt	So.	Cedar Rapids, Iowa
	Lisa Lawrence	Sr.	Milwaukee, Wis.
1989-90	Michele Kozelka	So.	Prairie du Chien, Wis.
1988-89	Janetta Johnson	Fr.	Ann Arbor, Mich.
1987-88	Lisa Bonnell	Sr.	Merrill, Wis.
1986-87	Lisa Bonnell	Jr.	Merrill, Wis.
1985-86	Lisa Bonnell	So.	Merrill, Wis.
1984-85	Faith Johnson	Sr.	Minneapolis, Minn.
	Chris Pruitt	Sr.	Chicago, Ill.
1983-84	Megan Scott	Sr.	Platteville, Wis.
	Janet Huff	Sr.	Milwaukee, Wis.
1982-83	Theresa Huff	Sr.	Milwaukee, Wis.
1981-82	Theresa Huff	Jr.	Milwaukee, Wis.
1980-81	Theresa Huff	So.	Milwaukee, Wis.
1979-80	Ann Hall	So.	Brownsville, Wis.
1978-79	Kerry Karst	Fr.	Lincoln, Neb.
1977-78	Pam Moore	Fr.	Madison, Wis.

■ Coach of the Year Honors

Jane Albright	1995	Big Ten Coach of the Year
Jane Albright	1995	WBCA/Converse District
Mary Murphy	1992	Big Ten Coach of the Year
Mary Murphy	1992	WBCA/Converse District



Tamara Moore and Jessie Stomski both were invited to try out for the 2001 USA Basketball team attending the World University Games in China. Stomski sprained an ankle the first day of tryouts, and Moore was one of two finalists for the 12th spot on the team.

WBCA/Kodak All-America

WBCA is the Women's Basketball Coaches Association national organization which votes on Kodak All-America honors. Five individuals are named in nine districts to a national ballot from which 10 players are chosen national All-Americans while the remainder receive honorable mention status.

Name	Hometown	Honor	Played at UW
Keisha Anderson	Racine, Wis.	District IV 1st Team Hon. Mention All-America	1997
Barb Franke	Cedar Falls, Iowa	District IV 1st Team Hon. Mention All-America	1995, '96
Tamara Moore	Minneapolis, Minn.	District IV 1st Team Hon. Mention All-America	2002
Jessie Stomski	Oakdale, Minn.	District IV 1st Team Hon. Mention All-America	2001, 2002
Robin Threatt	Cedar Rapids, Iowa	District IV 1st Team Hon. Mention All-America	1992

Parade All-Americans

Prestigious award recognizing the top high school athletes in the United States. Honorees are selected annually by *Parade Magazine*

Name	Hometown	Parade Honor	Played at UW
Keisha Anderson	Racine, Wis.	1992 Fourth Team	1994-97
Kerry Karst	Lincoln, Neb.	1978 Fourth Team	1978-79
Tamara Moore	Minneapolis, Minn.	1998 Second Team	1998-01
LaTonya Sims	Racine, Wis.	1997 First Team 1996 Fourth Team	1997-01
Nina Smith	Waterloo, Iowa	1999 First Team 1998 First Team 1997 Fourth Team	1999-01
Katie Voigt	Woodruff, Wis.	1993 Fourth Team	1993-97
Amy Wiersma	Randolph, Wis.	1995 Second Team	1995-99


AP All-Americans

Name	Hometown	Honors	Year
Jessie Stomski	Oakdale, Minn.	Honorable Mention	2002
Tamara Moore	Minneapolis, Minn.	Honorable Mention	2001
Barb Franke	Cedar Falls, Iowa	Honorable Mention	1995 & '96

Badger Participation on Professional Basketball Teams

Name	UW Years	Country (Team)	Years
Keisha Anderson	1994-97	WNBA Washington Mystics WNBA Charlotte Sting ABL Colorado Xplosion	1999-00 2001-02 1997-98
Theresa Huff	1979-83	Spain (Vigo)	1983-84
Barb Franke	1991-96	ABL Chicago Condors France (Limoges)	1998 1996
Ann Klapperich	1994-98	Portugal (Olivais Futebol Clube)	1998
Michelle Lowman	1978-83	Sweden (Ockelbo)	1983-84
Tamara Moore	1998-2002	WNBA Minnesota Lynx	2002
Dee Dee Pate	1996-2000	Germany	2001
Robin Threatt	1988-93	WNBA Seattle Storm	1999-000
Katie Voigt	1993-98	Belgium (Club Boom) Israel (Tel Aviv)	1999-01 2001-02

Badgers in the WNBA



Wisconsin has two players who participated in the WNBA this past summer. Tamara Moore was a first-round pick now playing for the Lynx while Keisha Anderson plays for the Charlotte Sting.

Elite Basketball Teams

Several Badger athletes have been part of special teams that have traveled abroad on USA or Big Ten tours, as well as players that have been part of the Olympic Festival experience. These players are selected from hundreds that tryout for a position on the teams. Big Ten all-star tour players are selected by each institution's coach.

Keisha Anderson	Big Ten All-Star Tour - Japan	1995
	Olympic Festival-West, San Antonio, Texas	1993
Emily Ashbaugh	Big Ten All-Star Tour - Switzerland, France	2001
Kyle Black	Big Ten All-Star Tour - Switzerland, France	2001
Tanisha Boston	Big Ten All-Star Tour - Sweden, Denmark	1996
Barb Franke	USA Basketball Junior Select - Canada	1992
	USA Basketball Jones Cup Team - Taiwan	1994
Missy Konieczny	Big Ten All-Star Tour - Germany, Belgium	1999
Tamara Moore	Big Ten All-Star Tour - Hungary, Slovakia, Austria	2000
Dee Dee Pate	Big Ten All-Star Tour - Sweden, Denmark	1998
Kelley Paulus	Big Ten All-Star Tour - Sweden, Denmark	1998
Stephanie Rich	Big Ten All-Star Tour - Netherlands, France	2002
LaTonya Sims	Big Ten All-Star Tour - Germany, Belgium	1999
	Jones Cup Tryouts	1998
Robin Threatt	USA Basketball Olympic Tryouts	1992
	Big Ten All-Star Tour - Australia	1992
Katie Voigt	Big Ten All-Star Tour - England	1994
Amy Wiersma	Big Ten All-Star Tour, Austria, Czech Republic, Slovakia	1997
Camille Williams	Big Ten All-Star Tour - Hungary	1993
Tracy Winkler	Olympic Festival - North, San Antonio, Texas	1993

The entire UW women's basketball team traveled to Australia in May of 1999 and to Europe during August of 1995. Under NCAA regulations, schools are allowed to travel out of the country every four years. In Europe, the team played a four-game schedule earning a 3-1 record against national teams in England and Belgium in a 10-day tour. The Badgers were 2-2 on their 14-day tour of Australia



All-Big Ten Academic Team

Athletes who are letterwinners and maintain at least a 3.00 cumulative grade point average receive All-Big Ten academic recognition. Freshman and transfers are not eligible in their first year. Wisconsin has had 42 honors since it began in 1986.

Emily Ashbaugh	Woodinville, Wash.	Bacteriology	2002
Amy Bauer	Durand, Wis.	Business	1990, '91
Kyle Black	Indianapolis, Ind.	Business	2001, '02
Michele Burkholder	Janesville, Wis.	Industrial Engineering	1996, '97, '98
Karie Cattana	Markesan, Wis.	Business	1995, '96,
Judy Ebeling	Bloomington, Minn.	Business	1999, '00, 01
Kay Fredrickson	Durand, Wis.	Business	1989, '90, '91
Kim Fredrickson	Durand, Wis.	Business	1989, '90, '91
Leah Hefte	McFarland, Wis.	Elementary Education	2001, '02
Missy Konieczny	Portage, Wis.	Agricultural Journalism	2000
Michele Kozelka	Prairie du Chien, Wis.	Physical Education	1991, '92
Lisa Lawrence	Milwaukee, Wis.	Accounting/Finance	1989, '90, '91
Jessica Liegel	Plain, Wis.	Spanish	2001, '02
Dolly Rademaker	Thorp, Wis.	Physical Therapy	1992, '93, '94
Jenny Rhodes	Milwaukee, Wis.	Social Work	1997
Emily Richter	Cottage Grove, Wis.	Rehabilitative Psychology	1997, '98
Stacey Riemer	Chilton, Wis.	Landscape Architecture	1996, '97
Erin Schmidt	Lodi, Wis.	Engineering Mechanics & Astronautics	2000
Kristi Seeger	Stoughton, Wis.	Kinesiology	2001, '02
Peggy Shreve	Monroe, Wis.	Genetics	1991, '92, '93
Abby Simmons	Verona, Wis.	Kinesiology	2002
Jessie Stomski	Oakdale, Minn.	Journalism	2001, '02
Katie Voigt	Woodruff, Wis.	Education	1995, '96, '98
Amy Wiersma	Randolph, Wis.	Social Welfare	1997, '98, '99
Tracy Winkler	Chilton, Wis.	Nutritional Science	1994, '95, '96
Jen Waterman	Wisconsin Dells, Wis.	Zoology	1991, '92, '93

Athletic Board Scholars

Athletic Board Scholars are letterwinners who have completed at least three semesters and the highest grade point in their respective sports. The honor, begun in 1986, is awarded annually by the UW Athletic Board.

Nicky Boucher	Oregon, Wis.	Art	1987
Kay Fredrickson	Durand, Wis.	Business	1989
Jessica Liegel	Plain, Wis.	Spanish	2001, '02
Dolly Rademaker	Thorp, Wis.	Physical Therapy	1993
Emily Richter	Cottage Grove, Wis.	Rehabilitative Psychology	1997, '98
Shelly Rucinski	Dousman, Wis.	Recreation Resource Management	1988
Erin Schmidt	Lodi, Wis.	Engineering Mechanics & Astronautics	2000
Peggy Shreve	Monroe, Wis.	Genetics	1990, '91, '92
Cindy Slovak	Chicago, Ill.	Wildlife Ecology	1986
Amy Wiersma	Randolph, Wis.	Social Work	1999
Tracy Winkler	Chilton, Wis.	Nutritional Science	1994, '95, '96

GTE/CoSIDA District IV Academic All-America

Academic all-America status recognizes an athlete for excellence in athletics and academics. Athletes must have a minimum cumulative grade point average of 3.2, must be a district winner, and are then placed on a national ballot for voting on by a panel of the college sports information directors association (CoSIDA).

Kay Fredrickson	Durand, Wis.	Business	1989
Katie Voigt	Woodruff, Wis.	Mathematics	1996

Big Ten Medal of Honor

The award is given annually at each Big Ten institution to the senior male and female student-athlete demonstrating proficiency in scholarship and athletics. The Badgers have had one woman basketball athlete so honored.

Janet Huff	Milwaukee, Wis.	Recreation Resources Management	1984
------------	-----------------	---------------------------------	------

Wisconsin Tops Big Ten Academic Honors

Wisconsin has had the most Academic All-Big Ten honorees of any conference women's basketball team. With 58 athletes, the Badgers 14 percent of all 408 honorees over the past 16 years since the academic team honors began in 1986-87.

The Badgers have also had the most honorees of any Big Ten school since Jane Albright arrived in 1994-95 with 35.

Letterwinners who maintain a 3.00 or better cumulative grade point and who are not freshmen or first year transfers are eligible for Academic All-Big Ten status.

UNDER JANE ALBRIGHT TOTAL HONORS—8 Years

Totals and Pct. of Total		
1. WISCONSIN	35	.135
2. PURDUE	33	.127
3. IOWA	30	.116
4. NORTHWESTERN	27	.104
5. PENN STATE	25	.096
6. MINNESOTA	24	.093
7. MICHIGAN STATE	21	.081
8. OHIO STATE	19	.073
9. INDIANA	17	.065
10. ILLINOIS	15	.058
11. MICHIGAN	13	.050

*Note: Total awards for 8 years is 259

TOTAL HONORS—16 Years

Totals and Pct. of Total		
1. WISCONSIN	58	.142
2. NORTHWESTERN	52	.127
3. PURDUE	49	.120
4. IOWA	41	.100
5. PENN STATE	31*	.098
6. MINNESOTA	38	.093
7. MICHIGAN STATE	34	.083
8. ILLINOIS	30	.073
9. INDIANA	28	.068
10. OHIO STATE	27	.067
11. MICHIGAN	20	.049

*Note: Total awards for 16 years is 408.

Penn State has been a member of the Big Ten Conference only 10 years; total awards for those years is 316. Penn State's percentage reflects its numbers since joining the conference.

LETTERWINNERS 1974-02

—A—

Katy Aagaard (Edina, Minn.): 2001-02
 Andrea Adams (Milwaukee, Wis.): 1981-85
 Debbie Ambruso (Kenosha, Wis.): 1979-81
 Stacy Amend (Madison, Wis.): 1975-76
 Keisha Anderson (Racine, Wis.): 1994-97
 Emily Ashbaugh (Woodinville, Wash.): 2000-02

—B—

Amy Bauer (Durand, Wis.): 1988-90
 Kim Bertagnoli (Madison, Wis.): 1974-75
 Krista Bird (Owatonna, Minn.): 1997-01
 Kyle Black (Indianapolis, Ind.): 1998-02
 Tasha Bolton (Milwaukee, Wis.): 1974-75
 Lisa Bonnell (Merrill, Wis.): 1984-88
 Jean Bormett (Madison, Wis.): 1974-76
 Tanisha Boston (Milwaukee, Wis.): 1995-99
 Heather Bostrom (Rochester, Mich.): 1988-91, 1993
 Nikki Boucher (Oregon, Wis.): 1986-88
 Michele Bourne (Hillside, N.J.): 1989-90
 Erin Broome (Beaver Dam, Wis.): 1992-93
 Bev Buhr (Marion, Wis.): 1974-75
 Michele Burkholder (Janesville, Wis.): 1994-97

—C—

Martha Calden (Madison, Wis.): 1974-77 (missed 1975-76)
 Kelley Camp (West Haven, Conn.): 1977-79
 Karie Cattanaach (Markesan, Wis.): 1993-97
 Sally Christenson (Larsen, Wis.): 1974-75
 Mary Chernelich (Milwaukee, Wis.): 1982-84
 Mynette Clark (Racine, Wis.): 1988-92
 Christine Cleary (Oconomowoc, Wis.): 1995-99
 Kristi Condon (Brodhead, Wis.): 1974-767

—D-E-F—

Julia Delaney (Stratford, Wis.): 1986-87
 Kesa Dillon (Oakland, Calif.): 1992-95
 Margaret Drexler (Appleton, Wis.): 1986-87
 Sheila Driver (Racine, Wis.): 1983-86
 Judy Ebeling (Bloomington, Minn.): 1998-01
 Gina Edmonds (West Nyack, N.Y.): 1987-91
 Nancy Fahey (Bellefonte, Wis.): 1977-81
 Lizbeth Fincham (Kalamazoo, Mich.): 1981-82
 Michelle Fischer (Flint, Mich.): 1983-87
 Lynne Fitzgerald (Boscobel, Wis.): 1986-87
 Barb Franke (Cedar Falls, Iowa): 1991-95 (missed 1992-93)
 Kay Fredrickson (Durand, Wis.): 1987-91
 Kim Fredrickson (Durand, Wis.): 1987-91

—G-H—

Kathy Galligan (Madison, Wis.): 1975-76
 Ebba Gebisa (W. Lafayette, Ind.): 2001-02
 Linda Gough (Elgin, Ill.): 1977-81
 Maike Grossman (Hamburg, West Germany): 1985-86

Verdell Hale (Queens, N.Y.): 1985-88
 Ann Hall (Brownsville, Wis.): 1978-80
 Kris Hallisy (Antigo, Wis.): 1979-83
 Jennah Hartwig (Janesville, Wis.): 1993-98 (missed 1994-95)
 DeLinda Hastie (Washington, D.C.): 1985-88
 Leah Hefte (McFarland, Wis.): 1999-02
 Heather Henkel (Racine, Wis.): 1993-94
 Phyllis Hogans (Milwaukee, Wis.): 1977-79
 Maureen Holloway (Wauwatosa, Wis.): 1975-76
 Camilla Hudson (Aurora, Ill.): 1983-84
 Janet Huff (Milwaukee, Wis.): 1980-84
 Theresa Huff (Milwaukee, Wis.): 1979-83
 April Hunt (New Haven, Conn.): 1977-787

—I-J-K—

Leslie Jauch (Baraboo, Wis.): 2001-02
 Sarah Jirovec (Stevens Point, Wis.): 1998-02
 Carol Jones (Chicago, Ill.): 1979-81
 Becky Johnson (Madison, Wis.): 1974-77
 Faith Johnson (Minneapolis, Minn.): 1980-85 (missed 1983-84)
 Janetta Johnson (Ann Arbor, Mich.): 1988-89
 Sharon Johnson (Memphis, Tenn.): 1991-95
 Kari Kaiser (Dickeyville, Wis.): 1996-97
 Kathy Kamrath (Hartland, Wis.): 1987-88
 Kerry Karst (Lincoln, Neb.): 1978-79
 Katie Kennedy (Waunakee, Wis.): 1993-94
 Ann Klapperich (Fond du Lac, Wis.): 1994-98
 Rachel Klongland (Sun Prairie, Wis.): 1997-01
 Missy Konieczny (Portage, Wis.): 1996-00
 Michele Kozelka (Prairie du Chien, Wis.): 1988-92
 Lori Kroening (Wausau, Wis.): 1980-81
 Jody Kurilla (Rhineland, Wis.): 1980-81

—L-M-N—

Amber Landrigan (Bridgeport, Neb.): 1989-93 (missed 1991-92)
 Lisa Lawrence (Milwaukee, Wis.): 1987-91
 Anne Lederer (Waukesha, Wis.): 1983-84
 Rebecca Leet (Oostburg, Wis.): 1990-93
 Kelly Leinfelder (Edina, Minn.): 1985-87
 Jessica Liegel (Plain, Wis.): 2000-02
 Lorraine Lorenzen (Hartland, Wis.): 1977-80
 Michelle Lowman (New Haven, Conn.): 1978-83 (missed 1979-80)
 Kim Martin (Demarest, N.J.): 1992-93
 Ellen Mason (Glendale, Wis.): 1974-77
 Liz McLean (Hartford, Wis.): 1978-80
 Carmella McMullen (Cleveland, Ohio): 1984-85
 Marsha Millhouse (Washington, D.C.): 1984-86
 Pam Moore (Madison, Wis.): 1977-78
 Tamara Moore (Minneapolis, Minn.): 1998-02
 Shawna Nicols (Milwaukee, Wis.): 2001-02

—O-P-Q-R—

Karen O'Malley (Madison, Wis.): 1985-88
 Dee Dee Oestreicher (Madison, Wis.): 1987-88
 Teena Parduhn (Madison, Wis.): 1975-76
 Dee Dee Pate (Milwaukee, Wis.): 1996-00
 Kelley Paulus (LaCrosse, Wis.): 1996-00
 Vicki Prince (Flint, Mich.): 1984-87
 Chris Pruitt (Chicago, Ill.): 1981-85
 Joan Purcell (Madison, Wis.): 1974-77
 Dolly Rademaker (Thorp, Wis.): 1990-94
 Jenny Rhodes (Milwaukee, Wis.): 1994-98
 Stephanie Rich (Crawfordsville, Iowa): 2001-02
 Emily Richter (Monona Grove, Wis.): 1996-98
 Stacy Riemer (Chilton, Wis.): 1993-97
 Vivian Rorer (Peoria, Ill.): 1980-82
 Carol Ross (East Troy, Wis.): 1975-76
 Shelly Rucinski (Dousman, Wis.): 1986-90
 Jennifer Rudigor (Winnetka, Ill.): 1975-76

—S-T-U-V—

Anne Saeman (Madison, Wis.): 1976-79
 Erin Schmidt (Lodi, Wis.): 1999-00
 Carol Scott (Madison, Wis.): 1976-78
 Megan Scott (Platteville, Wis.): 1983-84
 Jennifer Scotten (Vancouver, B.C., Canada): 1988-90
 Kristi Seeger (Stoughton, Wis.): 1999-02
 Peggy Shreve (Monroe, Wis.): 1989-93
 LaTonya Sims (Racine, Wis.): 1997-01
 Linda Sielaff (Milwaukee, Wis.): 1981-82
 Abby Simmons (Verona, Wis.): 20001-02
 Jane Skarr (Hales Corners, Wis.): 1983-84
 Sandy Skubal (Madison, Wis.): 1974-75
 Cindy Slovak (Chicago, Ill.): 1982-86
 Candas Smith (Madison, Wis.): 1999-02
 Carolyn Smith (Eau Claire, Wis.): 1977-78
 Nina Smith (Waterloo, Iowa): 1999-01
 Helen Stoffel (Racine, Wis.): 1986-87
 Jessie Stomski (Oakdale, Minn.): 1998-02
 Linda Stuessy (Brooklyn, Wis.): 1982-84
 Teresa Theder (Watertown, Wis.): 1981-85
 Robin Threatt (Cedar Rapids, Iowa): 1988-93
 Sue Tringali (Manitowoc, Wis.): 1975-76
 Katie Voigt (Woodruff, Wis.): 1993-98, (missed 1996-97)
 Ginny Vorwald (Bloomington, Wis.): 1976-80
 Kari Voss (Madison, Wis.): 1996-97

—W-X-Y-Z—

Jen Waterman (Wisconsin Dells, Wis.): 1989-93
 Jenni Westphal (Marinette, Wis.): 1994-95
 Dot Whalen (Madison, Wis.): 1976-80
 Amy Wiersma (Randolph, Wis.): 1995-99
 Camille Williams (Waterloo, Iowa): 1991-95
 Tracy Winkler (Chilton, Wis.): 1992-95
 Inga Young (Alexandria, Va.): 1984-87
 Cathy Zorr (Oshkosh, Wis.): 1977-79
 Anne Zuehlke (Sturgeon Bay, Wis.): 1976-79

BADGERS BY STATE

California

Kesa Dillon (Oakland, Calif.): 1992-95

Connecticut

Kelley Camp (West Haven, Conn.): 1977-79

April Hunt (New Haven, Conn.): 1977-78

Michelle Lowman (New Haven, Conn.): 1978-83

Illinois

Linda Gough (Elgin, Ill.): 1977-81

Camilla Hudson (Aurora, Ill.): 1983-85

Carol Jones (Chicago, Ill.): 1979-81

Chris Pruitt (Chicago, Ill.): 1981-85

Vivian Rorer (Peoria, Ill.): 1980-82

Jennifer Rudigor (Winnetka, Ill.): 1975-76

Cindy Slovak (Chicago, Ill.): 1982-86

Jordan Wilson (Naperville, Ill.): 2002-03

Indiana

Kyle Black (Indianapolis, Ind.): 1998-01

Ebba Gebisa (W. Lafayette, Ind.): 2001-02

Lello Gebisa (W. Lafayette, Ind.): 2002-03

Iowa

Barb Franke (Cedar Falls, Iowa): 1991-95

Stephanie Rich (Crawfordsville, Iowa): 2001-02

Nina Smith (Waterloo, Iowa): 1999-01

Robin Threatt (Cedar Rapids, Iowa): 1988-93

Camille Williams (Waterloo, Iowa): 1991-95

Michigan

Heather Bostrom (Rochester, Mich.): 1988-91, 1993

Lizbeth Finchem (Kalamazoo, Mich.): 1981-82

Michelle Fischer (Flint, Mich.): 1983-87

Janetta Johnson (Ann Arbor, Mich.): 1988-89

Vicki Prince (Flint, Mich.): 1984-87

Minnesota

Katy Aagaard (Edina, Minn.): 2001-02

Krista Bird (Owatonna, Minn.): 1997-01

Judy Ebeling (Bloomington, Minn.): 1998-01

Faith Johnson (Minneapolis, Minn.): 1980-85 (missed 1983-84)

Kelly Leinfelder (Edina, Minn.): 1985-87

Tamara Moore (Minneapolis, Minn.): 1998-02

Jessie Stomski (Oakdale, Minn.): 1998-02

Nebraska

Kerry Karst (Lincoln, Neb.): 1978-79

Amber Landrigan (Bridgeport, Neb.): 1989-93 (missed 1991-92)

New Jersey

Michele Bourne (Hillside, N.J.): 1989-90

Kim Martin (Demarest, N.J.): 1992-93

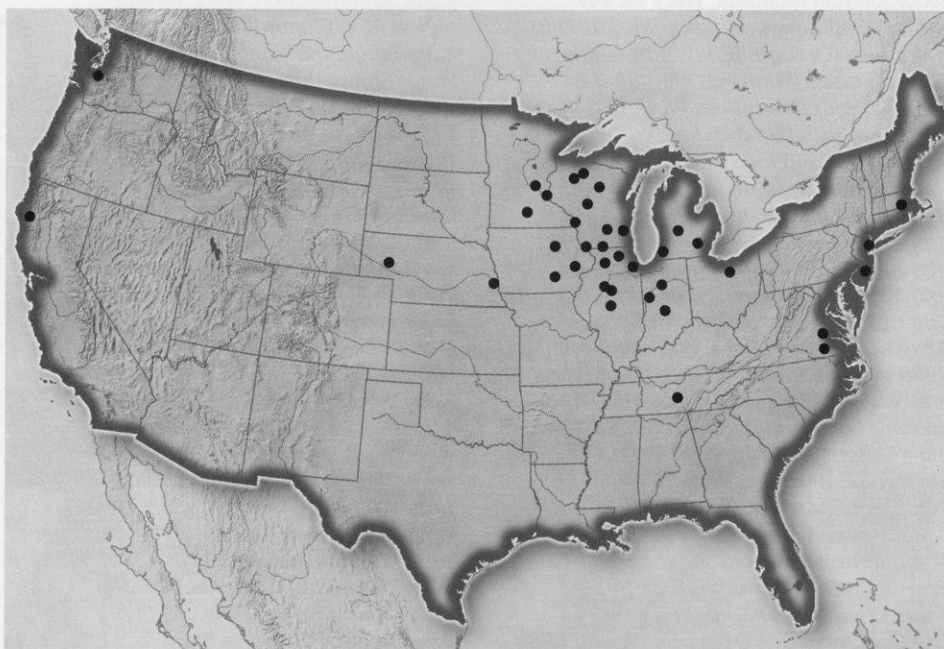
New York

Gina Edmonds (West Nyack, N.Y.): 1987-91

Verdell Hale (Queens, N.Y.): 1985-88

Ohio

Carmella McMullen (Cleveland, Ohio): 1984-85



The dots represent cities or areas in Wisconsin from which Badger letterwinners have hailed. Wisconsin has built a nationally-ranked program utilizing home-grown talent in addition to attracting some of the nation's top athletes.

Tennessee

Sharon Johnson (Memphis, Tenn.): 1991-95

Virginia

Inga Young (Alexandria, Va.): 1984-87

Washington

Emily Ashbaugh (Woodenville, Wash.): 2000-02

Washington, D.C.

DeLinda Hastie (Washington, D.C.): 1985-88

Marsha Millhouse (Washington, D.C.): 1984-86

Wisconsin

Andrea Adams (Milwaukee, Wis.): 1981-85

Debbie Ambruso (Kenosha, Wis.): 1979-81

Stacy Amend (Madison, Wis.): 1975-76

Keisha Anderson (Racine, Wis.): 1994-97

Kjersten Bakke (DeForest, Wis.): 2002-03

Amy Bauer (Durand, Wis.): 1988-90

Tasha Bolton (Milwaukee, Wis.): 1974-75

Lisa Bonnell (Merrill, Wis.): 1984-88

Jean Bormett (Madison, Wis.): 1974-76

Tanisha Boston (Milwaukee, Wis.): 1995-99

Kim Bertagnoli (Madison, Wis.): 1974-75

Nikki Boucher (Oregon, Wis.): 1986-88

Erin Broome (Beaver Dam, Wis.): 1992-93

Bev Buhr (Marion, Wis.): 1974-75

Michele Burkholder (Janesville, Wis.): 1994-97

Martha Calden (Madison, Wis.): 1974-77

Karie Cattanch (Markesan, Wis.): 1993-97

Sally Christenson (Larsen, Wis.): 1974-75

Mary Chnelich (Milwaukee, Wis.): 1982-84

Mynette Clark (Racine, Wis.): 1988-92

Christine Cleary (Oconomowoc, Wis.): 1995-99

Kristi Condon (Brodhead, Wis.): 1974-76

Julia Delaney (Stratford, Wis.): 1986-87

Margaret Drexler (Appleton, Wis.): 1986-87

Sheila Driver (Racine, Wis.): 1983-86

Nancy Fahey (Belleville, Wis.): 1977-81

Lynne Fitzgerald (Boscobel, Wis.): 1986-87

Kay Fredrickson (Durand, Wis.): 1987-91

Kim Fredrickson (Durand, Wis.): 1987-91

Kathy Galligan (Madison, Wis.): 1975-76

Ann Hall (Brownsville, Wis.): 1978-80

Kris Hallisy (Antigo, Wis.): 1979-83

Jennah Hartwig (Janesville, Wis.): 1993-98 (missed 1994-95)

Leah Hefte (McFarland, Wis.): 1999-02

Heather Henkel (Racine, Wis.): 1993-94

Phyllis Hogans (Milwaukee, Wis.): 1977-79

Maureen Holloway (Wauwatosa, Wis.): 1975-76

Janet Huff (Milwaukee, Wis.): 1980-84

All-Time Letterwinners: Representation by State and Country

California 1	Ohio 1
Connecticut 3	Tennessee 1
Illinois 8	Virginia 1
Indiana 3	Washington 1
Iowa 5	Washington, D.C. 2
Michigan 5	Wisconsin 102
Minnesota 7	
Nebraska 2	Canada 1
New Jersey 2	Germany 1
New York 2	


Theresa Huff (Milwaukee, Wis.): 1979-83
 Sarah Jirovec (Stevens Point, Wis.): 1998-02
 Leslie Jauch (Baraboo, Wis.): 2001-02
 Becky Johnson (Madison, Wis.): 1974-77
 Ashley Josephson (Onalaska, Wis.): 2002-03
 Kari Kaiser (Dickeyville, Wis.): 1996-97
 Kathy Kamrath (Hartland, Wis.): 1987-88
 Katie Kennedy (Waunakee, Wis.): 1993-94
 Ann Klapperich (Fond du Lac, Wis.): 1994-98
 Rachel Klongland (Sun Prairie, Wis.): 1997-01
 Missy Konieczny (Portage, Wis.): 1996-00
 Michele Kozelka (Prairie du Chien, Wis.): 1988-92

Lori Kroening (Wausau, Wis.): 1980-81
 Jody Kurilla (Rhineland, Wis.): 1980-817
 Lisa Lawrence (Milwaukee, Wis.): 1987-91
 Anne Lederer (Waukesha, Wis.): 1983-84
 Rebecca Leet (Oostburg, Wis.): 1990-93
 Jessica Liegel (Plain, Wis.): 2000-01
 Lorraine Lorenzen (Hartland, Wis.): 1977-80
 Ellen Mason (Glendale, Wis.): 1974-77
 Liz McLean (Hartford, Wis.): 1978-80
 Pam Moore (Madison, Wis.): 1977-78
 Annie Nelson (Hudson, Wis.): 2002-03
 Shawna Nicols (Milwaukee, Wis.): 2001-02
 Erin Olson (Waukesha, Wis.): 2002-03
 Karen O'Malley (Madison, Wis.): 1985-88
 Dee Dee Oestreicher (Madison, Wis.): 1987-88
 Teena Parduhn (Madison, Wis.): 1975-76
 Dee Dee Pate (Milwaukee, Wis.): 1996-00
 Kelley Paulus (LaCrosse, Wis.): 1996-00
 Joan Purcell (Madison, Wis.): 1974-77
 Dolly Rademaker (Thorp, Wis.): 1990-94
 Jenny Rhodes (Milwaukee, Wis.): 1994-98
 Emily Richter (Monona Grove, Wis.): 1996-98
 Stacy Riemer (Chilton, Wis.): 1993-97
 Carol Ross (East Troy, Wis.): 1975-76

Shelly Rucinski (Dousman, Wis.): 1986-90
 Anne Saeman (Madison, Wis.): 1976-79
 Erin Schmidt (Lodi, Wis.): 1999-00
 Carol Scott (Madison, Wis.): 1976-78
 Megan Scott (Platteville, Wis.): 1983-84
 Kristi Seeger (Stoughton, Wis.): 1999-02
 Peggy Shreve (Monroe, Wis.): 1989-93
 Abby Simmons (Verona, Wis.): 2000-01
 LaTonya Sims (Racine, Wis.): 1997-01
 Linda Sielaff (Milwaukee, Wis.): 1981-82
 Jane Skarr (Hales Corners, Wis.): 1983-84
 Sandy Skubal (Madison, Wis.): 1974-75
 Candas Smith (Madison, Wis.): 1999-02
 Carolyn Smith (Eau Claire, Wis.): 1977-78
 Helen Stoffel (Racine, Wis.): 1986-87
 Linda Stuessy (Brooklyn, Wis.): 1982-84
 Teresa Theder (Watertown, Wis.): 1981-85
 Sue Tringali (Manitowoc, Wis.): 1975-76
 Katie Voigt (Woodruff, Wis.): 1993-98
 Ginny Vorwald (Bloomington, Wis.): 1976-80
 Kari Voss (Madison, Wis.): 1996-97
 Jen Waterman (Wisconsin Dells, Wis.): 1989-93
 Jenni Westphal (Marinette, Wis.): 1994-95
 Dot Whalen (Madison, Wis.): 1976-80
 Amy Wiersma (Randolph, Wis.): 1995-99
 Tracy Winkler (Chilton, Wis.): 1992-95
 Cathy Zorr (Oshkosh, Wis.): 1977-79
 Anne Zuehlke (Sturgeon Bay, Wis.): 1976-79

■ Outside the U.S.

Maike Grossman (Hamburg, West Germany): 1985-86
 Jennifer Scotten (Vancouver, B.C., Canada): 1988-90



■ Huff's Number 21 Is Retired

Theresa Huff, who played at Wisconsin from 1979-83, is the only woman player to have her jersey retired. Although only 5-11, the lithe center/forward became the school's all-time leading scorer and rebounder completing her career with 1,879 points and 1,201 rebounds.

Robin Threatt broke her 11-year-old scoring record with 1,901 points in 1993, and Barb Franke surpassed both Huff and Threatt completing her career with 1,994 points in 1996. But no one has ever reached Huff's incredible 1,201 rebounding mark.

A Milwaukee native, Huff's career spanned the transition period from the AIAW to the NCAA governance. She led Wisconsin to its first post-season appearance reaching the quarterfinals of the 1982 AIAW National Championship. She was a member of the first official Big Ten Conference team in 1981-82. Huff distinguished herself as Wisconsin's first professional woman basketball player and was also the first American chosen to play in Spain in 1983-84. She was inducted into the University of Wisconsin Athletics Hall of Fame in 1998.




Each year former letterwinners are invited back for an alumni game and reception at the Kohl Center before or after a UW women's basketball game. Always a popular event, more than 50 alumni, their families and UW staff return annually for the festivities.

WISCONSIN BY-THE-NUMBERS

Uniform Numbers

1	Candas Smith	1999-02	23	Jordan Wilson	2002-03		Karie Cattanach	1993-97
2	Jessica Liegel	2000-02		Katie Kennedy	1993-94		Lisa Lawrence	1987-91
3	Rachel Klongland	1997-01		Kim Martin	1992-93		Theresa Theder	1981-85
	Kesa Dillon	1992-96		Michele Bourne	1989-90		Linda Gough	1977-81
	Chris Pruitt	1981-85		Nikki Boucher	1986-87	35	Kjersten Bakke	2002-03
	Carol Scott	1976-78		Kris Hallisy	1979-83		Christine Cleary	1998-99
4	Erin Olson	2002-03	24	Dee Dee Pate	1996-00		Michelle Fischer	1983-87
	Vicki Prince	1984-87		Jenni Westphal	1994-95		Kathy Galligan	1975-76
	Phyllis Hogans	1977-79		Kay Fredrickson	1987-91	40	Shawna Nicols	2001-02
	Ellen Mason	1974-77		Helen Stoffel	1986-87		Jennah Hartwig	1993-98
5	Stacy Riemer	1993-97		Cindy Slovak	1982-86		Sue Trigali	1975-76
	Lorraine Lorenzen	1977-80		Maureen Holloway	1975-76	41	Jessie Stomski	1998-01
10	Keisha Anderson	1994-97	25	Ebba Gebisa	2001-02		Amy Bauer	1988-90
	Heather Bostrom	1988-93		LaTonya Sims	1997-01	42	Leslie Jauch	2001-02
	Lynne Fitzgerald	1986-87		Shelly Rucinski	1986-90		Jenny Rhodes	1994-98
	Janet Huff	1980-84		Carmella McMullen	1984-85		Jen Waterman	1989-93
	Lori Kroening	1980-81		Teena Parduhn	1975-76		Lisa Bonnell	1984-88
	Ginny Vorwald	1976-80	30	Tamara Moore	1998-01	43	Kristi Seeger	1999-02
	Marty Calden	1974-77		Kim Fredrickson	1987-91		Michele Burkholder	1994-98
11	Stephanie Rich	2001-02		Margaret Drexler	1986-87	44	Emily Ashbaugh	2000-02
	Judy Ebeling	1998-01		Ann Hall	1978-80		Barb Franke	1991-96
	Robin Threatt	1988-93		Kim Bertagnoli	1974-75		Janetta Johnson	1988-89
	Kari Voss	1996-97	31	Katie Voigt	1993-98		Jane Skarr	1983-84
	Karen O'Malley	1985-88		Mary Chnelich	1982-84	45	Krista Bird	1997-01
	Kerry Karst	1978-79		Debbie Ambruso	1979-81		Jennifer Rudiger	1975-76
	Pam Moore	1977-78		Cathy Zorr	1977-79	50	Tracy Winkler	1992-96
	Joan Purcell	1974-77	32	Kyle Black	1998-01		Marsha Millhouse	1984-86
12	Abby Simmons	2000-02		Christine Cleary	1995-98	51	Heather Henkel	1993-94
	Dolly Rademaker	1990-92		Sharon Johnson	1991-95		Amber Landrigan	1989-93
	Julia Delaney	1986-87		Kathy Kamrath	1987-88	52	Sarah Jirovec	1998-01
	Carol Jones	1979-81		Andrea Adams	1981-85	53	Linda Stuessy	1982-84
	Dot Whalen	1976-80		Carolyn Smith	1977-78	54	Missy Konieczny	1996-00
13	Verdell Hale	1985-88		Kristi Condon	1974-76		Michele Kozelka	1988-92
	Tasha Bolton	1974-75	33	Tanisha Boston	1995-99		Kelly Leinfelder	1985-87
	Erin Schmidt	1999-00		Camille Williams	1991-95	55	Nina Smith	1999-01
14	Ashley Josephson	2002-03		Gina Edmonds	1987-91		Amy Wiersma	1995-99
	Kelley Paulus	1996-00		Inga Young	1984-87		Rebecca Leet	1990-93
	Sheila Driver	1983-86		Michelle Lowman	1978-83		Camilla Hudson	1983-84
	Linda Sielaff	1981-82		April Hunt	1977-78			
	Jody Kurilla	1980-81		Carol Ross	1975-76			
	Kelly Camp	1977-79	34	Annie Nelson	2002-03			
	Jean Bormett	1974-76						
15	Katy Aagaard	2002-03						
	Emily Richter	1996-98						
	Jennifer Scotten	1988-90						
	Faith Johnson	1980-85						
	Liz McLean	1978-80						
20	Lello Gebisa	2002-03						
	Peggy Shreve	1989-93						
	Delinda Hastie	1985-88						
	Anne Lederer	1983-84						
	Lizbeth Finchem	1981-82						
	Nancy Fahey	1977-81						
	Stacy Amend	1975-76						
21*	Theresa Huff	1979-83						
	Anne Saeman	1976-79						
22	Leah Hefte	1999-02						
	Ann Klapperich	1994-98						
	Dolly Rademaker	1992-94						
	Mynette Clark	1988-92						
	Maiké Grossman	1985-86						
	Vivian Rorer	1980-82						
	Megan Scott	1983-84						
	Anne Zuelke	1976-79						
	Becky Johnson	1974-77						
	Sandi Scubal	1971-74						

*Theresa Huff's No. 21 was Retired on Dec. 21, 1983



Wisconsin's 2002 senior class was (L-R) Tamara Moore, Jessie Stomski, Sarah Jirovec and Kyle Black. Three of those players are holding hardware earned by being named to the Arizona Classic All-Tournament team.

UW BASKETBALL ATTENDANCE

UW's Season Averages

Year	Record	Atten./Games	Avg.	Big Ten/Games	Avg.	Record	Place
1974-75	11-7	No record					
1975-76	5-13	No record					
1976-77	7-14	No record					
1977-78+	14-10	12,231/10	1,223				
1978-79	13-11	4,979/10	498				
1979-80	11-16	3,246/8	406				
1980-81	13-18	4,408/12	367				
1981-82	21-13	4,873/11	443				
1982-83@	19-8	9,589/13	738	7,724/9	858	11-7	5th
1983-84	18-10	9,776/13	752	8,628/9	959	13-5	2nd
1984-85	11-17	8,562/13	659	6,225/9	692	6-12	Tie 7th
1985-86	4-24	8,704/14	522	4,971/9	552	1-17	10th
1986-87	9-19	14,112/14	1,008	9,349/9	1,039	4-14	Tie 8th
1987-88	4-24	10,718/13	824	8,221/9	913	2-16	10th
1988-89	13-14	13,700/14	979	10,575/9	1,175	5-13	8th
1989-90	8-20	15,478/14	1,106	11,699/9	1,300	3-15	9th
1990-91	13-15	16,915/14	1,208	13,470/9	1,497	7-11	7th
1991-92	20-9	38,631/14	2,759	27,102/9	3,011	13-5	3rd
1992-93	7-20	20,310/12	1,692	16,891/9	1,877	4-14	10th
1993-94	13-14	26,553/15	1,770	19,478/9	2,164	6-12	9th
1994-95	20-9	59,329/12	4,944	52,686/8	6,586	11-5	3rd
1995-96	21-8	94,604/12	7,884	67,464/8	8,433	12-4	3rd
1996-97	16-11	102,426/12	8,536	70,795/8	8,849	8-8	Tie 6th
1997-98	21-10	125,464/12	10,455	99,797/8	12,474	9-7	6th
1998-99	18-14	136,182/18	7,566	71,504/8	8,938	9-7	Tie 4th
1999-00	21-12	123,712/16	7,732	68,978/8	8,622	8-8	Tie 5th
2000-01	18-10	100,083/14	7,149	61,158/8	7,645	12-4	Tie 2nd
2001-02	19-12	94,174/13	7,244	66,931/8	8,366	8-8	Tie 5th

+Attendance figure in 1977-78 reflects three double-header games with the UW men's team

@1982-83 was the first year of official Big Ten round robin competition

BIG TEN CONFERENCE

Women's collegiate basketball attendance has increased for 18-straight years and Wisconsin is one of the reasons ranking among the top 10 in attendance nationally since 1995.

Always ranked No. 1 or 2 in the Big Ten Conference the past eight years, UW owns all the conference attendance marks including setting the single game record of 17,142 with a sellout at the Kohl Center in 2002. The Big Ten has led the nation in attendance for seven of the past 10 years.

The 1997-98 Badgers also set cumulative and conference-only games attendance marks with a record average 12,474 in eight Big Ten games. UW set its first five-figure average with 10,455 per game also in 1998.

2001-02 National Attendance Averages

School	Games/Tot	Avg. Att.
1 Tennessee	14/200,132	14,295
2 Texas Tech	15/188,172	12,545
3 Connecticut	20/238,142	11,907
4 Iowa St.	16/164,731	10,296
5 New Mexico	17/156,895	9,229
6 Purdue	15/125,659	8,377
7 Kansas St.	15/122,376	8,158
8 Notre Dame	14/109,549	7,825
9 Wisconsin	13/94,174	7,244
10 SW Mo. St.	17/117,211	6,895
11 Ohio St.	15/101,688	6,779
12 Oklahoma	14/92,493	6,607
13 Penn St.	14/89,570	6,398
14 Baylor	17/93,909	5,524
15 Texas	17/91,048	5,356
16 Vanderbilt	19/90,800	4,779
17 Oregon	20/95,560	4,778
18 Iowa	13/57,940	4,457
19 Minnesota	13/56,677	4,360
20 Duke	16/62,698	3,919
21 Stanford	16/60,431	3,777
22 Old Dominion	16/58,046	3,628
23 La. Tech	14/48,857	3,490
24 Nebraska	14/48,615	3,473
25 Montana	13/45,086	3,468
26 Georgia	13/43,988	3,384
27 Arkansas	14/47,292	3,378
28 Drake	13/43,813	3,370
29 Washington	17/55,179	3,246
30 Rutgers	15/46,402	3,093

UW's Top Attendance Figures

Attendance	Date	Opponent	W/L	Score
1. 17,142* (KC)	1/20/02	Minnesota	L	85-92
2. 16,329 (KC)	2/1/98	Northwestern	W	95-64
3. 16,296 (KC)	1/20/98	Iowa	L	63-66
4. 16,236 (KC)	2/15/98	Purdue	W	80-69
5. 12,594 (KC)	2/22/98	Penn State	W	83-75
6. 13,006 (KC)	3/29/00	Florida	W	75-74
7. 11,861	12/5/99	Tennessee	L	62-85
8. 11,522 (sellout FH)	2/18/96	Iowa	L	63-67
9. 11,506 (sellout FH)	2/8/96	Tennessee	L	61-72
10. 11,500 (sellout FH)	2/12/95	Michigan State	L	62-78
11. 11,267 (KC)	2/20/98	Illinois	W	73-69
12. 11,212	1/19/97	Ohio State	W	67-61
13. 10,908	2/26/95	Michigan	W	80-64
14. 10,734 (KC)	2/19/99	Illinois	W	82-78 OT
15. 10,505	1/28/96	Penn State	W	87-69
16. 10,399	1/23/00	Ohio State	W	79-59
17. 10,384 (KC)	1/17/99	Rutgers	L	62-78
18. 10,295 (KC)	1/23/98	Michigan	W	79-63
19. 10,227	2/13/00	Michigan State	W	77-69
20. 9,863	12/13/96	Georgia	L	74-81
21. 9,807 (KC)	1/30/98	Michigan State	W	72-65
22. 9,638	2/11/97	Iowa	W	59-56
23. 9,495	2/16/96	Ohio State	W	79-67
24. 9,346	2/5/95	Minnesota	W	79-78 OT
25. 9,328 (KC)	12/28/01	Purdue	W	71-59

UW set a Big Ten SINGLE GAME RECORD of 17,142 vs. Minnesota at the Kohl Center on 1/20/02.

The Field House record of 11,522 was an advanced sellout vs. Iowa on 2/18/96.

The Kohl Center (KC) opened in January of 1998. The Badgers used the UW Field House (FH) from their first year of competition in 1974 to Jan. 1998, with two additional WNIT games played at the FH in 1999.

TEAM SINGLE GAME RECORDS

Cumulative (1974-02)

Most Points

- 123 vs. Bradley, 12-5-82
(UW-123, BRAD-79)
107 vs. Siena, 3-14-99
(UW-102, Siena-85)
102* vs. Minnesota, 1-6-91
(UW-102, MINN-77)

Fewest Points

- 28 vs. Illinois State, 12-5-75
(UW-28, ISU-88)
32* vs. Iowa, 1-26-86 (UW-32, IA-68)

Most Points Allowed

- 103* vs. Indiana, 2-1-91
(UW-86, IND-103)

Fewest Points Allowed

- 27 vs. N. Illinois, 1-23-75
(UW-42, NIU-27)
35* vs. Northwestern, 2-1-01
(UW-70, NU-35)

Most Field Goals

- 52 vs. Bradley (52 of 87), 12-5-82
43* vs. Michigan (43 of 91), 1-16-83
43* vs. Purdue (43 of 81), 1-6-84

Fewest Field Goals

- 12* vs. Iowa (12 of 48), 1-26-86

Most Field Goal Attempts

- 108 vs. DePaul (46 of 108), 12-14-77
91* vs. Michigan (43 of 91), 1-16-83

Fewest Field Goal Attempts

- 36 vs. UW-Green Bay (16 of 36),
12-5-89
39* vs. Ohio State (17 of 39), 1-18-98

Best Field Goal Percentage

- .621 vs. UW-Milwaukee (41-66), 12-9-93
.604* vs. Iowa (32-53), 12-31-01
twice vs. Ohio State (32 of 53),
1-28-94, (32-53), 1-16-00

Lowest Field Goal Percentage

- .215 vs. Michigan (14 of 65), 2-7-76
.222* vs. Minnesota (14 of 63), 3-5-87

Most Three-Point Goals

- 11* vs. Michigan (11-23), 1-6-02
11* vs. Northwestern (11-23), 2-28-92
11 vs. Creighton (11-28), 11-26-91

Fewest Three-Point Goals

- 0* vs. Purdue (0-6), 2-16-97
0* vs. Michigan (0-4), 1-24-97
0 vs. UW-Green Bay (0-7), 12-7-94
0 vs. Texas Tech (0-8), 12-5-98
0 vs. Iowa (0-4), 1-3-99
0 vs. Indiana (0-6), 1-10-99
0 vs. Mich State (0-12), 3-17-99

Most Three-Point Attempts

- 33 vs. Michigan State, 1-10-02
30 vs. Auburn (6-30), 11-29-91
30* vs. Ohio State (8-30), 3-11-92

Fewest Three-Point Attempts

- 0 vs. Chicago State, 1-2-90
0 vs. UW-Green Bay, 12-5-89
0 vs. Valparaiso, 12-13-88
0 vs. Loyola, 12-8-88

Best Three-Point Percentage (10 or more made)

- .667* vs. Minnesota (10-15), 1-9-94

Lowest Three-Point Percentage

- .000 vs. Purdue (0-6), 2-16-97
.000 vs. Michigan (0-4), 1-24-97
.000 vs. UW-Green Bay (0-7), 12-7-94
.000 vs. Texas Tech (0-8), 12-5-98
.000 vs. Iowa (0-4), 1-3-99
.000 vs. Indiana (0-6), 1-10-99
.000 vs. Mich State (0-12), 3-17-99

Most Points, One Half by UW

- 62 (2nd half) vs. Siena, 3-14-99
(UW 107, Siena 85 WNIT)
59 (2nd half) vs. Elon, 11-19-00
(UW 102, Elon 49)
56 (2nd half) vs. UC-Santa Barbara, 11-30-96
(UW 32, 100, UW-S 95)
55 (1st half) vs. Cleveland State 2-11-97
(UW 103, Cleveland St. 64)

Fewest Points, One Half by UW

- 11 (1st half) vs. Michigan State, 2-6-76
(MSU 77, UW 46)
13 (1st half) vs. Purdue, 2-16-97
(PUR 62, UW 43)
13 (2nd half) vs. Iowa, 1-26-86
(IA 68, UW 32)

Most Points, One Half By Opponent

- 65 (2nd half) by Iowa, 12-31-00
(UW 94, Iowa 91)
60 (2nd half) by Penn State, 1-29-99
(UW 61, Penn State 91)
57 (2nd half) by Vanderbilt, 3-17-96
(UW 82, Vanderbilt 96 NCAA)
56 (2nd half) by Texas Tech, 3-18-95
(UW 65, Texas Tech 88 NCAA)

Fewest Points, One Half By Opponent

- 10 (1st half) by Northwestern, 2/1/01
(UW 70, NU 35)
12 (1st half) by Michigan State, 2/4/01
(UW 69, MSU 49)
14 (2nd half) by Michigan, 1/4/01
(UW 85, Michigan 52)

Largest Victory Margin, Big Ten Road Game

- 35 UW at Ohio State, 1-16-00
(UW 80, OSU 45)

Most Free Throws

- 40 vs. Northern Iowa (40-57), 1-16-96
33* vs. Illinois (33-44), 2-19-99

Fewest Free Throws

- 0* vs. Iowa (0-4), 1-22-84

Most Free Throw Attempts

- 57 vs. Northern Iowa (40-57), 1-16-96
44* vs. Illinois (33-44), 2-19-99

Fewest Free Throw Attempts

- 2 vs. Utah (1-2), 11-30-91
2* vs. Indiana (2-2), 2-17-79

Best Free Throw Percentage (14 or more atts.)

- 1.000* vs. Michigan State (14-14), 2-28-88
.931 vs. Siena (27-29), 3-14-99

Lowest Free Throw Percentage (14 or more atts.)

- .333 vs. Eastern Kentucky (7-21
11-27-83
.389* vs. Indiana (7-18), 2-11-83

Most Personal Fouls

- 36 vs. UW-Stevens Point, 1-27-79
33* vs. Purdue, 2-23-90

Most Rebounds

- 74 vs. Western Illinois, 1-13-82
65* vs. Michigan, 2-20-87

Fewest Rebounds

- 17 vs. Rutgers, 1-17-99
20* vs. Michigan, 2-2-86

Most Assists

- 34 vs. UW-Milwaukee, 12-13-78
28* vs. Illinois, 2-8-87

Fewest Assists

- 4* vs. Illinois, 2-14-88
4 vs. Oregon, 11-18-00
4 vs. Florida State, 12-4-87

Most Steals

- 27 vs. DePaul, 12-14-77
27 vs. UW-Eau Claire, 12-1-77
23* vs. Purdue, 1-6-84

Fewest Steals

- 0 vs. Stanford, 11-25-88
2* vs. Michigan, 2-28-98
2* vs. Ohio State, 1-8-89
2* vs. Iowa, 3-12-88
2* vs. Michigan, 2-28-98

Most Turnovers

- 42* vs. Penn State, 2-23-94

Fewest Turnovers

- 7* vs. Minnesota, 2-22-01
9* vs. Michigan State, 3-17-99
9* vs. Michigan State, 1-30-98
9* vs. Michigan, 1-23-98
9* vs. Indiana, 1-12-97
9* vs. Indiana, 2-23-96

Most Blocked Shots

- 17* vs. Iowa, 1-23-83

Largest Margin of Victory

- 65 vs. UW-Milwaukee (115-50),
12-13-78
41* vs. Michigan (89-48), 2-27-95

Largest Margin of Loss

- 72 vs. UW-LaCrosse (30-102), 2-11-76
48* vs. Purdue (45-93), 3-6-94
48* vs. Iowa (50-98), 3-12-88

Most Overtimes

- 2* Wisconsin (98) vs. Purdue (95)
1-26-96
2 Wisconsin (62) vs. Long Beach St. (66),
12-30-82

* Indicates UW School Record in Big Ten
Conference play

TEAM SINGLE SEASON RECORDS

Big Ten Play (1982-02)

Most Points

79.6 1991 (1433 in 18)

Fewest Points

56.1 1986 (1009 in 18)

Most Field Goals

28.8 1983 (519 in 18)

Most Field Goal Attempts

68.8 1983 (1238 in 18)

Best Field Goal Percentage

.489 2001 (453-926)

Lowest Field Goal Percentage

.359 1986 (403 of 1124)

Most Three-Point Goals

6.0 2002 (96 in 16)

Most Three-Point Attempts

17.1 2002 (274 in 16)

Best Three-Point Percentage

.386 1998 (61 of 158)

Lowest Three-Point Percentage

.290 1988 (38-131)

Most Free Throws

17.3 1996 (278 in 16)

Most Free Throw Attempts

23.9 1995 (383 in 16)

Best Free Throw Percentage

.749 1991 (311 of 415)

Lowest Free Throw Percentage

.606 1997 (168 of 277)

Cumulative (1974-02)

81.7 1990-91 (2288 in 28)

43.6 1975-76 (785 in 18)

30.8 1982-83 (831 in 27)

76.1 1977-78 (1827 in 24)

.486 2000-01 (791-1627)

.299 1975-76 (352 of 1177)

5.8 1990-91 (161 in 28)

17.3 1990-91 (485 in 28)

.355 1997-98 (120 of 338)

.267 1987-88 (60-225)

17.3 1995-96 (502 in 29)

24.5 1995-96 (712 in 29)

.719 1990-91 (463 of 644)

.556 1975-76 (98 of 176)

Most Rebounds

43.7 1983 (788 in 18)

Fewest Rebounds

34.3 1993 (617 in 18)

Most Personal Fouls

22.4 1986 (404 in 18)

Most Assists

17.25 2001 (276 in 16)

Fewest Assists

11.9 1986 (215 in 18)

Most Turnovers

24.5 1994 (441 in 18)

Fewest Turnovers

16.4 1998 (263 in 16)

Most Blocks

5.2 1983 (93 in 18)

Fewest Blocks

1.4 1990 (26 in 18)

Most Steals

12.9 1996 (207 in 16)

Fewest Steals

7.1 1986 (128 in 18)

Best Season Opening

7-0 2002 (Record 8-8, T5th)

7-0 1984 (Record 13-5, 2nd)

Best Non-Conference Record

45.6 1990-91 (1236 in 18)

21.8 1975-76 (394 in 18)

22.9 1985-86 (642 in 28)

16.8 2000-01 (469 in 28)

12.5 1985-86 (349 in 28)

25.3 1993-94 (684 in 27)

17.8 1997-98 (553 in 31)

5.7 1982-83 (155 in 27)

2.1 1994-95 (61 in 29)

12.9 1995-96 (375 in 29)

7.7 1986-87 (249 in 28)

9-0 1997-98 (Record 21-10)

7-0 1996-97 (Record 16-11)

7-0 1982-83 (Record 19-8)

11-1 1997-98 (Record 21-10)

Attendance Average

12,474 1998 (99,797 in 8)

10,455 1997-98 (125,464 in 12)

Most Victories

13 1992 (Rec: 13-5)

21 1999-00 (Rec: 21-12)

13 1984 (Rec: 13-5)

21 1997-98 (Rec: 21-10)

12 2001 (Rec: 12-4)

21 1995-96 (Rec: 21-8)

12 1996 (Rec: 12-4)

21 1981-82 (Rec: 21-13)

Most Consecutive Victories

8 1996 (Rec: 12-4)

15 2001-02 (Rec: 19-12)

7 2002 (Rec: 8-8)

10 1995-96 (Rec: 21-8)

7 1984 (Rec: 13-5)

9 1997-98 (Rec: 21-10)

7 1996-97 (Rec: 16-11)

7 1994-95 (Rec: 20-9)

Most Consecutive Home Victories

One Season

11 1983-84 (Rec: 18-10)

Two Seasons

15 2000-01, 2001-02



The Badgers set a school Big Ten record for three-point field goals made in 2002 with 6.0 per game. Kyle Black led UW in three-point shooting hitting 2.5 per game, which ranked third in the Big Ten.



Badger Coach Jane Albright has an 11-5 overtime record at Wisconsin. Her team set the NCAA record for most overtimes in a season with six, and most consecutive overtimes with four in 1998-99.

Big Ten Play (1982-02)

Fewest Victories

1 1986 (Rec: 1-17)

Most Losses

17 1986 (Rec: 1-17)

1985-86 (Rec: 4-24)

Most Consecutive Losses

15 1988 (Rec: 2-16)

Fewest Losses

4 2001 (Rec: 18-10)

4 1996 (Rec: 21-8)

5 1995 (Rec: 20-9)

5 1984 (Rec: 13-5)

Most Overtimes

4 1999 Season

2 2002, 2001, 1996, 1991

Cumulative (1974-02)

4 1987-88 (Rec: 4-24)

4 1985-86 (Rec: 4-24)

24 1987-88 (Rec: 4-24)

24

17 1985-86 (Rec: 4-24)

7 1974-75 (Rec: 11-7)

8 1995-96 (Rec: 21-8)

6 1998-99

(6 is an NCAA Record)

4 1990-91

Big Ten Overtime Record: 8-7

W Wisconsin-86 vs. Michigan State-78, 2 OT, 1-10-02

L Wisconsin-79 at Indiana-83, 1 OT, 2/8/01

L Wisconsin-63 at Indiana-70, 1 OT, 1/24/02

L Wisconsin-70 at Purdue-75, 1 OT, 1/28/01

W Wisconsin-82 vs. Illinois-78, 1 OT, 2-19-99

W Wisconsin-83 vs. Ohio State-79, 1 OT, 2-12-99

W Wisconsin-73 vs. Michigan State-68, 1 OT, 2-7-99

L Wisconsin-71 vs. Penn State-73, 1 OT, 2-5-99

W Wisconsin-98 vs. Purdue-95, 2 OT, 1/26/96

W Wisconsin-79 vs. Minnesota-78, 1 OT, 2-5-95

L Wisconsin-76 at Ohio State-81, 1 OT, 2-3-91

L Wisconsin-76 at Iowa-85, 1 OT, 3-9-91

L Wisconsin-75 at Illinois-81, 1 OT, 1-27-89

W Wisconsin-48 at Indiana-46, 1 OT, 2-15-87

W Wisconsin-89 vs. Northwestern-86, 1 OT, 3-9-85

Program Overtime Record: 22-12

W Wisconsin-86 vs. Michigan State-78, 2 OT, 1-10-02

L Wisconsin-63 at Indiana-70, 1 OT, 1/24/02

L Wisconsin-79 at Indiana-83, 1 OT, 2/8/01

L Wisconsin-70 at Purdue-75, 1 OT, 1/28/01

L Wisconsin-80 vs. UW-Green Bay 82, 1 OT, 1/7/01

W Wisconsin-81 vs. Northeastern-80, 2 OT, 11-28-99

W Wisconsin-92 vs. Nebraska-85, 1 OT, 11-21-99

W Wisconsin-70 vs. Michigan State-69 WNIT, 1 OT, 3-17-99

W Wisconsin-82 vs. Illinois-78, 1 OT, 2-19-99

W Wisconsin-83 vs. Ohio State-79, 1 OT, 2-12-99

W Wisconsin-73 vs. Michigan State-68, 1 OT, 2-7-99

L Wisconsin-71 vs. Penn State-73, 1 OT, 2-5-99

W Wisconsin-103 vs. Cal-Santa Barbara-90, 1 OT, 11-20-99

W Wisconsin 74 vs. Georgia-64, 1 OT, 1-4-98

W Wisconsin-98 vs. Purdue-95, 2 OT, 1-26-96

W Wisconsin-79 vs. Minnesota-78, 1 OT, 2-5-95

L Wisconsin-76 at Ohio State-81, 1 OT, 2-3-91

L Wisconsin-76 at Iowa-85, 1 OT, 3-9-91

W Wisconsin-80 at Nebraska-74, 1 OT, 12-7-90

L Wisconsin-91, Washington-99, 1 OT, 11-23-90 (at Colorado)

L Wisconsin-75 at Illinois-81, 1 OT, 1-27-89

W Wisconsin-62 at UW-Green Bay-58, 1 OT, 12-7-88

W Wisconsin-48 at Indiana-46, 1 OT, 2-15-87

W Wisconsin-73 at Cincinnati-68, 1 OT, 11-28-86

W Wisconsin-74 vs. Western Illinois-69, 1 OT, 11-24-85

L Wisconsin-57 at Illinois State-64, 1 OT, 12-22-85

W Wisconsin-89 vs. Northwestern-86, 1 OT, 3-9-85

W Wisconsin-77 vs. Illinois State-75, 1 OT, 2-16-83

L Wisconsin-62 at Cal St-Long Beach-66, 2 OT, 12-30-82

W Wisconsin-68 at Indiana State-60, 1 OT, 3-12-82

W Wisconsin-78 vs. Iowa State-77, 1 OT, 3-6-82

L Wisconsin-76 at Union University-78, 1 OT, 1-6-81

W Wisconsin-72 at Yale-70, 1 OT, 1-7-80

W Wisconsin-82 vs. Purdue-75, 1 OT, 1-20-79

BADGER STATS: YEAR-BY-YEAR LEADERS

■ Scoring Average

Year	Players	Class	Mark	Games	Avg.
2002	Jessie Stomski	Sr.	568	31	18.3
2001	Jessie Stomski	Jr.	454	28	16.2
2000	LaTonya Sims	Jr.	482	33	14.6
1999	LaTonya Sims	So.	577	32	18.0
1998	Katie Voigt	Sr.	536	31	17.3
1997	Keisha Anderson	Sr.	531	27	19.7
1996	Barb Franke	Sr.	601	29	20.7
1995	Barb Franke	Jr.	548	29	18.9
1994	Barb Franke	So.	517	27	19.2
1993	Robin Threatt	Sr.	509	27	18.9
1992	Robin Threatt	Jr.	574	29	19.8
1991	Robin Threatt	So.	448	28	16.6
1990	Michele Kozelka	So.	445	28	15.9
1989	Janetta Johnson	Jr.	340	27	12.6
1988	Lisa Bonnell	Sr.	549	28	19.6
1987	Lisa Bonnell	Jr.	474	28	16.9
1986	Lisa Bonnell	So.	280	26	10.8
1985	Faith Johnson	Sr.	334	28	11.9
1984	Janet Huff	Sr.	515	27	19.1
1983	Theresa Huff	Sr.	458	27	16.9
1982	Theresa Huff	Jr.	540	34	15.9
1981	Theresa Huff	So.	499	30	16.6
1980	Theresa Huff	Fr.	382	26	14.1
1979	Kerry Karst	Fr.	339	24	14.1
1978	Pam Moore	Fr.	377	23	16.3
1977	Martha Calden	Sr.	320	21	15.2
1976	Kristi Condon	Sr.	199	18	11.0

■ Rebounding Average

Year	Players	Class	Mark	Games	Avg.
2002	Jessie Stomski	Sr.	276	31	8.9
2001	Jessie Stomski	Jr.	228	28	8.1
2000	LaTonya Sims	Jr.	276	33	8.4
1999	LaTonya Sims	So.	213	32	6.7
	Jessie Stomski	Fr.	214	32	6.7
1998	LaTonya Sims	Fr.	214	31	6.9
1997	Ann Klapperich	Jr.	179	27	6.6
1996	Barb Franke	Sr.	226	29	7.8
1995	Barb Franke	Jr.	229	29	7.9
1994	Barb Franke	So.	225	27	8.3
1993	Camille Williams	So.	143	27	5.3
1992	Michele Kozelka	Sr.	206	28	7.4
1991	Michele Kozelka	Jr.	260	28	9.3
1990	Michele Kozelka	So.	244	28	8.7
1989	Janetta Johnson	Jr.	230	27	8.5
1988	DeLinda Hastie	Sr.	223	27	8.3
1987	Lisa Bonnell	Jr.	209	28	7.5
1986	Lisa Bonnell	So.	185	26	7.1
1985	Chris Pruitt	Sr.	172	27	6.4
1984	Chris Pruitt	Jr.	199	28	7.1
	Andrea Adams	Jr.	199	28	7.1
1983	Theresa Huff	Sr.	303	27	11.2
1982	Theresa Huff	Jr.	394	34	11.6
1981	Theresa Huff	So.	294	30	9.8
1980	Ann Hall	Sr.	241	27	8.9
1979	Michelle Lowman	Fr.	203	23	8.8
1978	Pam Moore	Fr.	209	23	9.0
1977	Ginny Vorwald	Fr.	185	19	9.7
1976	Becky Johnson	Jr.	88	18	4.9
1976	Kristi Condon	Sr.	199	18	11.0



Jessie Stomski has made her mark on the records leading the team in scoring and rebounding two years and finishing second in both career categories. Stomski was a two-time WBCA/Kodak Honorable Mention All-American at Wisconsin in 2001 and 2002.

■ Assists

Year	Players	Class	Mark	Games	Avg.
2002	Tamara Moore	Sr.	188	31	6.1
2001	Tamara Moore	Jr.	151	28	5.4
2000	Tamara Moore	So.	108	33	3.3
1999	Dee Dee Pate	Jr.	107	31	3.4
1998	Katie Voigt	Sr.	96	31	3.1
1997	Keisha Anderson	Sr.	123	27	4.6
1996	Keisha Anderson	Jr.	195	29	6.7
1995	Keisha Anderson	So.	153	29	5.3
1994	Katie Voigt	Fr.	124	27	4.6
1993	Peggy Shreve	Sr.	99	27	3.7
1992	Mynette Clark	Sr.	93	29	3.2
1991	Amy Bauer	Jr.	124	22	5.6
1990	Amy Bauer	So.	105	25	4.2
1989	Amy Bauer	Fr.	141	26	5.4
1988	Karen O'Malley	Sr.	113	27	4.2
1987	Verdell Hale	Jr.	123	28	4.4
1986	Karen O'Malley	So.	108	27	4.0
1985	Faith Johnson	Sr.	109	28	3.9
1984	Janet Huff	Sr.	110	27	4.1
1983	Janet Huff	Jr.	120	27	4.4
1982	Faith Johnson	Fr.	120	33	3.6
1981	Nancy Fahey	Sr.	124	31	4.0
1980	Nancy Fahey	Jr.	117	29	4.0
1979	Kelley Camp	Sr.	119	23	5.2
1978	Not available				
1977	Dot Whalen	Fr.	41	21	2.0
1976	Ellen Mason	Jr.	27	18	1.5

Steals

Year	Players	Class	Mark	Games	Avg.
2002	Tamara Moore	Sr.	90	31	2.9
2001	Tamara Moore	Jr.	100	28	3.6
2000	Tamara Moore	So.	83	33	2.5
1999	Tamara Moore	Fr.	80	32	2.5
1998	Tanisha Boston	Jr.	48	31	1.5
1997	Keisha Anderson	Sr.	94	27	3.5
1996	Keisha Anderson	Jr.	124	29	4.3
1995	Keisha Anderson	So.	109	29	3.8
1994	Sharon Johnson	Jr.	41	27	1.5
1993	Robin Threatt	Sr.	87	27	3.2
1992	Robin Threatt	Jr.	88	29	3.0
1991	Michele Kozelka	Jr.	63	27	2.3
1990	Robin Threatt	Fr.	55	26	2.1
1989	Michele Kozelka	Fr.	45	26	1.7
1988	Verdell Hale	Sr.	43	21	2.0
1987	Verdell Hale	Jr.	53	28	1.9
1986	Karen O'Malley	So.	56	28	2.0
1985	Faith Johnson	Sr.	78	28	2.8
1984	Janet Huff	Sr.	80	27	3.0
1983	Janet Huff	Jr.	76	27	2.8
1982	Janet Huff	So.	90	34	2.6
1981	Theresa Huff	So.	60	30	2.0
1980	Linda Gough	Jr.	52	27	1.9
1979	Kerry Karst	Fr.	59	24	2.5
1978	Pam Moore	Fr.	60	23	2.6

Moore Holds Steals Record for Wisconsin

Tamara Moore led the Badgers in steals all four years and completed her career as UW's all-time steals and assists leader. She surpassed the UW steals mark of 327 set by Keisha Anderson in 1997, and fell just 19 steals short of the all-time Big Ten Conference mark of 372 set by Stacey Thomas of Michigan in 2001.

Comparisons of Moore with the former UW & The Big Ten All-Time Steals Leaders

Tamara Moore, Wisconsin

2000 and 2001 Big Ten Season Steals Leader
and Second All-Time in Big Ten Steals

Year	Games	No.	Avg.
1998-99	32	80	2.50
1999-00	33	83	2.51
2000-01	28	100	3.57
<u>2001-02</u>	<u>31</u>	<u>90</u>	<u>2.90</u>
TOTAL	124	353	2.85

Keisha Anderson, Wisconsin

Wisconsin's Former All-Time Steals Leader
and Third All-Time in Big Ten Career Steals

Year	Games	No.	Avg.
TOTAL	85	327	3.85

Stacey Thomas, Michigan

Big Ten All-Time Steals Leader

Year	Games	No.	Avg.
TOTAL	115	372	3.23

Blocks

Year	Players	Class	Mark	Games	Avg.
2002	Emily Ashbaugh	So.	43	31	1.4
2001	Nina Smith	So.	24	27	0.9
2000	LaTonya Sims	Jr.	28	33	0.8
1999	LaTonya Sims	So.	27	32	0.8
1998	LaTonya Sims	Fr.	19	31	0.6
1997	Amy Wiersma	So.	47	27	1.7
1996	Barb Franke	Sr.	21	29	0.7
1995	Barb Franke	Jr.	19	29	0.6
1994	Barb Franke	So.	19	27	0.7
1993	Camille Williams	So.	20	27	0.7
1992	Mynette Clark	Sr.	16	27	0.6
	Camille Williams	Fr.	16	27	0.6
1991	Rebecca Leet	Fr.	12	23	0.5
1990	Amber Landrigan	Fr.	14	28	0.5
1989	Janetta Johnson	Jr.	130	27	4.8
1988	Lisa Bonnell	Sr.	23	29	0.8
1987	Inga Young	Sr.	51	28	1.8
1986	Inga Young	Jr.	43	25	1.7
1985	Lisa Bonnell	Fr.	29	29	1.0
1984	Theresa Theder	Jr.	23	23	1.0
1983	Michelle Lowman	Sr.	78	27	2.9
1982	Michelle Lowman	Jr.	54	34	1.6
1981	Michelle Lowman	So.	47	31	1.5
1980	Theresa Huff	Fr.	23	19	1.2
1979	Michelle Lowman	Fr.	74	23	3.2



Tamara Moore goes for the fast break layup after a steal. Moore set the UW record for steals with 353 in her four-year career.

UW CAREER RECORDS

■ Scoring

Mark		Seasons
1.	Barb Franke	1994 1991-96
2.	Jessie Stomski	1915 1998-02
3.	Robin Threath	1901 1988-93
4.	Theresa Huff	1879 1979-83
5.	LaTonya Sims	1857 1997-01
6.	Tamara Moore	1662 1998-02
7.	Katie Voigt	1576 1993-98
8.	Ann Klapperich	1543 1994-98
9.	Lisa Bonnell	1482 1984-88
10.	Janet Huff	1455 1980-84
11.	Michele Kozelka	1428 1988-92
12.	Chris Pruitt	1399 1981-85
13.	Keisha Anderson	1279 1994-97
14.	Faith Johnson	1120 1980-85
15.	Kelley Paulus	1089 1996-00
16.	Linda Gough	1037 1977-81
17.	Mynette Clark	1008 1988-92
18.	Kyle Black	976 1998-02
19.	Camille Williams	905 1991-95
20.	Dolly Rademaker	823 1990-94
21.	DeLinda Hastie	789 1985-88
22.	Amy Bauer	772 1988-91
23.	Michelle Lowman	760 1987-83

■ Rebounding

1.	Theresa Huff	1201 1979-83
2.	Jessie Stomski	959 1998-02
3.	Michele Kozelka	916 1988-92
4.	LaTonya Sims	882 1997-01
5.	Barb Franke	881 1991-96
6.	Lisa Bonnell	760 1984-88
7.	Michelle Lowman	719 1978-83
8.	Chris Pruitt	685 1981-85
9.	Ann Klapperich	663 1994-98
10.	Linda Gough	656 1977-81
11.	Tamara Moore	613 1998-02
12.	Ginny Vorwald	606 1976-80
13.	DeLinda Hastie	568 1985-88

■ All-Time Scoring Averages

1.	Barb Franke	17.50 1991-96
2.	Robin Threath	16.70 1988-93
3.	Pam Moore	16.40 1977-78
4.	Theresa Huff	15.90 1979-83
5.	Jessie Stomski	15.56 1998-02
6.	Keisha Anderson	15.00 1994-97
7.	LaTonya Sims	14.97 1997-01
8.	Megan Scott	14.30 1983-84
9.	Kerry Karst	14.10 1978-79
10.	Ann Klapperich	13.70 1994-98
11.	Lisa Bonnell	13.60 1984-88
12.	Katie Voigt	13.60 1993-98
13.	Tamara Moore	13.40 1998-02
14.	Tracy Faulkner	13.30 1985-86
15.	Martha Calden	13.10 1974-77
16.	Michele Kozelka	12.90 1988-92

14.	Katie Voigt	564 1993-98
15.	Ann Hall	542 1978-80
16.	Lisa Lawrence	528 1987-91
17.	Robin Threath	514 1988-93
18.	Camille Williams	508 1991-95
19.	Andrea Adams	477 1981-95
20.	Jennah Hartwig	411 1993-98
21.	Amy Wiersma	408 1995-99
22.	Tanisha Boston	397 1995-99

■ Most Field Goals

1.	Theresa Huff	823 1979-83
2.	Robin Threath	757 1988-93
3.	Barb Franke	741 1991-96
4.	Jessie Stomski	740 1998-02
5.	LaTonya Sims	704 1997-01
6.	Lisa Bonnell	620 1984-88
7.	Janet Huff	607 1980-84
8.	Ann Klapperich	598 1994-98
9.	Chris Pruitt	589 1981-85
10.	Tamara Moore	581 1998-02
11.	Michele Kozelka	546 1988-92
12.	Katie Voigt	533 1993-97
13.	Keisha Anderson	502 1994-97

■ Most Field Goals Attempt

1.	Theresa Huff	1728 1979-83
2.	Robin Threath	1609 1988-93
3.	LaTonya Sims	1518 1997-01
4.	Jessie Stomski	1447 1998-02
5.	Chris Pruitt	1425 1981-85
6.	Janet Huff	1406 1980-84
7.	Barb Franke	1395 1991-96
8.	Lisa Bonnell	1385 1984-88
9.	Katie Voigt	1270 1993-98
10.	Tamara Moore	1251 1998-02
11.	Faith Johnson	1190 1980-85
12.	Ann Klapperich	1175 1994-98
13.	Linda Gough	1172 1977-81

■ All-Time Rebounding Averages

1.	Ann Hall	10.84 1978-80
2.	Theresa Huff	10.17 1979-83
3.	Michele Kozelka	8.25 1988-92
4.	Jessie Stomski	7.81 1998-02
5.	Barb Franke	7.72 1991-95
6.	Lisa Bonnell	7.67 1984-88
7.	LaTonya Sims	7.11 1997-01
8.	DeLinda Hastie	6.92 1985-88
9.	Ginny Vorwald	6.65 1976-80
10.	Linda Gough	6.49 1977-81
11.	Nina Smith	6.26 1999-01
12.	Michelle Lowman	6.25 1978-83
13.	Chris Pruitt	6.00 1981-85
14.	Lisa Lawrence	5.44 1987-91
15.	Ann Klapperich	4.99 1994-98
16.	Tamara Moore	4.94 1998-02
17.	Katie Voigt	4.86 1993-98
18.	Camille Williams	4.53 1991-95

■ Field Goal Pct. (200 attempts min.)

1.	Nina Smith	.581 (191-329) 1999-01
2.	Megan Scott	.547 (127-232) 1983-84
3.	Barb Franke	.531 (741-1395) 1991-96
4.	Vivan Rorer	.516 (209-405) 1980-82
5.	Janetta Johnson	.515 (152-295) 1988-89
6.	Jessie Stomski	.511 (740-1447) 1998-02
7.	Ann Klapperich	.509 (598-1175) 1994-98
8.	Camille Williams	.501 (308-615) 1991-95
9.	Marty Calden	.500 (129-258) 1974-77
10.	Jennah Hartwig	.492 (220-447) 1994-98
11.	Theresa Huff	.476 (823-1726) 1979-83
12.	Robin Threath	.470 (757-1609) 1988-93
13.	Michele Kozelka	.467 (546-1168) 1988-92
14.	Tamara Moore	.464 (581-1251) 1998-02
	LaTonya Sims	.464 (704-1518) 1997-01
16.	Keisha Anderson	.454 (502-1105) 1994-97
17.	Lisa Bonnell	.448 (620-1385) 1984-88

■ Most Three-Point Goals

1.	Katie Voigt	234 1993-98
2.	Kyle Black	191 1998-02
3.	Dolly Rademaker	173 1990-94
4.	Robin Threath	144 1988-93
5.	Mynette Clark	129 1988-92
6.	Karie Cattanaach	116 1993-97
7.	Tamara Moore	113 1998-02
8.	Shelly Rucinski	53 1986-90
9.	Kelley Paulus	49 1996-00
10.	Amy Bauer	44 1988-91
11.	LaTonya Sims	43 1997-01
12.	Keisha Anderson	34 1994-97
13.	Barb Franke	31 1991-96
	Jen Waterman	31 1989-93
	Lisa Bonnell	31 1984-88

■ Most Three-Point Attempts

1.	Katie Voigt	653 1993-98
2.	Kyle Black	523 1998-02
3.	Dolly Rademaker	480 1990-94
4.	Robin Threath	410 1988-93
5.	Mynette Clark	393 1988-92
6.	Tamara Moore	323 1998-02
7.	Karie Cattanaach	311 1993-97
8.	Shelly Rucinski	191 1986-90
9.	Kelley Paulus	158 1996-00
10.	LaTonya Sims	151 1997-01
11.	Amy Bauer	145 1988-91
12.	Kelley Paulus	125 1996-00
13.	Keisha Anderson	108 1994-97
14.	Barb Franke	107 1991-96
15.	Sharon Johnson	99 1991-95
16.	Lisa Bonnell	97 1984-88
17.	Tanisha Boston	87 1995-99
18.	Jen Waterman	86 1989-93

Best Three-Point Pct. (30 made min.)

1. Karie Cattanach	.373 (116-311)	1993-97
2. Kyle Black	.365 (191-523)	1998-02
3. Dolly Rademaker	.360 (173-480)	1990-94
Jen Waterman	.360 (31-86)	1989-93
5. Katie Voigt	.358 (234-653)	1993-98
6. Robin Threath	.351 (144-410)	1988-93
7. Tamara Moore	.350 (113-323)	1998-02
8. Mynette Clark	.331 (130-393)	1988-92
9. Lisa Bonnell	.320 (31-97)	1984-88
10. Keisha Anderson	.315 (34-108)	1994-97
11. Kelley Paulus	.310 (49-158)	1996-00

Most Free Throws

1. Barb Franke	481	1991-96
2. Jessie Stomski	419	1998-02
3. LaTonya Sims	406	1997-01
4. Tamara Moore	387	1998-02
5. Ann Klapperich	338	1994-98
6. Michele Kozelka	333	1988-92
7. Camille Williams	285	1991-95
8. Katie Voigt	276	1993-98
9. Robin Threath	243	1988-93
10. Keisha Anderson	241	1994-97
Janet Huff	241	1980-84
12. Theresa Huff	233	1979-83
13. Chris Pruitt	221	1981-85
14. Lisa Lawrence	219	1987-91

Most Free Throws Attempted

1. Barb Franke	708	1991-96
2. Jessie Stomski	610	1998-02
3. LaTonya Sims	585	1997-01
4. Tamara Moore	494	1998-02
5. Ann Klapperich	452	1994-98
6. Michele Kozelka	451	1988-92
7. Camille Williams	421	1991-95
8. Theresa Huff	409	1979-83
9. Robin Threath	337	1988-93
10. Keisha Anderson	336	1994-97
11. DeLinda Hastie	333	1985-88
12. Katie Voigt	332	1993-98
13. Janet Huff	328	1980-84
14. Lisa Bonnell	317	1984-88
15. Lisa Lawrence	312	1987-91

Free Throw Pct. (100 attempts min.)

1. Katie Voigt	.831 (276-332)	1993-98
2. Tamara Moore	.783 (387-494)	1998-02
3. Kyle Black	.776 (121-156)	1998-02
4. Mynette Clark	.772 (193-250)	1988-92
Amy Bauer	.772 (206-267)	1988-91
5. Ann Klapperich	.748 (338-452)	1994-98
6. Chris Pruitt	.742 (221-298)	1981-85
7. Michele Kozelka	.738 (333-451)	1988-92
8. Janet Huff	.735 (241-328)	1980-84
9. Karen O'Malley	.725 (137-189)	1985-88
10. Kelley Paulus	.724 (226-312)	1996-00
11. Robin Threath	.721 (243-337)	1988-93

Blocked Shots

1. Michelle Lowman	252	1978-83
2. Janetta Johnson	130	1988-89
3. Inga Young	109	1984-87
4. Theresa Huff	105	1979-83
5. Amy Wiersma	103	1995-99
6. LaTonya Sims	92	1997-01
7. Tamara Moore	91	1998-02
8. Lisa Bonnell	79	1984-88
9. Jessie Stomski	78	1998-02
10. Barb Franke	74	1991-96
11. Teresa Theder	71	1981-85

Assists

1. Tamara Moore	554	1998-02
2. Keisha Anderson	471	1994-97
3. Janet Huff	412	1980-84
4. Katie Voigt	373	1993-98
5. Amy Bauer	370	1988-91
6. Chris Pruitt	367	1981-85
7. Faith Johnson	362	1980-85
8. Dee Dee Pate	316	1996-00
9. Karen O'Malley	312	1985-88
10. Dot Whalen	305	1976-80
11. Nancy Fahey	269	1977-81
12. Robin Threath	248	1988-93
13. Mynette Clark	240	1988-92
14. Peggy Shreve	238	1989-93
15. Sheila Driver	230	1982-86
16. Verdell Hale	220	1985-88

Steals

1. Tamara Moore	353	1998-02
2. Keisha Anderson	327	1994-97
3. Janet Huff	294	1980-84
4. Robin Threath	283	1988-93
5. Faith Johnson	260	1980-85
6. Theresa Huff	241	1979-83
7. Chris Pruitt	217	1981-85
8. Michele Kozelka	204	1988-92
9. Ann Klapperich	188	1994-98
10. Dee Dee Pate	166	1996-00
Sheila Driver	166	1983-86
12. Barb Franke	165	1991-96
13. LaTonya Sims	159	1997-01
14. Katie Voigt	145	1993-98
15. Mynette Clark	141	1988-92
16. Karen O'Malley	140	1985-88
17. Tanisha Boston	130	1995-99
Linda Gough	130	1977-81

Games Played

1. Tamara Moore	124	1996-02
LaTonya Sims	124	1997-01
3. Kyle Black	123	1998-02
4. Jessie Stomski	122	1998-02
5. Dee Dee Pate	119	1996-00
6. Janet Huff	118	1980-84
Theresa Huff	118	1979-83
Faith Johnson	118	1980-85
9. Katie Voigt	116	1993-98
Kelley Paulus	116	1996-00
11. Michelle Lowman	115	1978-83
12. Barb Franke	114	1991-96
Robin Threath	114	1988-93
Chris Pruitt	114	1981-85

15. Ann Klapperich	113	1994-98
Jannah Hartwig	113	1993-98
17. Camille Williams	112	1991-95
Karie Cattanach	112	1992-97
Jenny Rhodes	112	1995-98
20. Michelle Kozelka	111	1988-92
Dolly Rademaker	111	1990-94

Consecutive Games Played

1. Tamara Moore	124	1998-02
LaTonya Sims	124	1997-01
3. Katie Voigt*	116	1993-98
4. Barb Franke*	114	1991-96
5. Linda Gough	100	1977-81

*missed a season with a knee injury

Double-Doubles

1. Jessie Stomski	1998-02	37
Theresa Huff	1979-83	37
3. Barb Farnke	1991-96	29
4. Michele Kozelka	1988-92	26
5. LaTonya Sims	1997-00	23
6. Linda Gough	1977-81	21
7. Lisa Bonnell	1984-88	17
8. Ann Klapperich	1994-98	14
9. Michelle Lowman	1978-83	13
10. Chris Pruitt	1981-85	12
11. DeLinda Hastie	1985-88	10
12. Tamara Moore	1998-02	9
13. Nina Smith	1999-00	5
14. Katie Voigt	1993-98	4
15. Emily Ashbaugh	2000-02	3
Camille Williams	1991-95	3

Total Double Figure Scoring

1. Jessie Stomski	1998-02	105
LaTonya Sims	1997-00	105
3. Theresa Huff	1979-83	102
4. Barb Farnke	1991-96	98
5. Robin Threath	1988-93	96
6. Tamara Moore	1998-02	91
7. Katie Voigt	1993-98	88
8. Ann Klapperich	1994-98	84

Consecutive Double-Figure Scoring

45 by LaTonya Sims	1997-00
37 by Robin Threath	1991-92
34 by Barb Franke	1994-96

Consecutive Free Throws Made

29 by Michele Kozelka	(1989-90)	1988-92
-----------------------	-----------	---------

FRESHMEN RECORDS

Single Game Records

Most Points

34	Jessie Stomski	1998-99
30	Pam Moore (twice)	1977-78
30	Theresa Huff	1979-80
28	Tamara Moore	1998-99
27	Katie Voigt	1993-94
27	Chris Pruitt	1981-82

Most Rebounds

17	Pam Moore	1977-78
17	Michelle Lowman	1978-79
16	Kay Fredrickson	1987-88
15	Pam Moore	1977-78
15	Michelle Lowman	1978-79
15	Theresa Huff	1979-80
15	Chris Pruitt	1981-82

Most Assists

21	Amy Bauer	1988-89
16	Katie Voigt	1993-94
12	Amy Bauer	1988-89
12	Janet Huff	1980-81
11	Amy Bauer	1988-89

Most Steals

8	Katie Voigt	1993-94
8	Karen O'Malley	1985-86
8	Pam Moore	1977-78
7	Michele Kozelka	1988-89
7	Pam Moore	1977-78
7	Chris Pruitt	1981-82
7	Gina Edmonds	1987-88

Most Blocked Shots

10	Michelle Lowman	1978-79
9	Michelle Lowman	1978-79
8	Lisa Bonnell	1984-85

Most Field Goals

13	Pam Moore	1977-78
12	Jessie Stomski	1998-99
12	Michele Kozelka	1988-89
11	Pam Moore (twice)	1977-78
11	Chris Pruitt	1981-82
10	Katie Voigt	1993-94

Most Field Goals Attempted

25	Pam Moore (3 times)	1977-78
23	Pam Moore	1977-78
22	Michele Kozelka	1988-89

Best Field Goal Percentage

(8 made min.)

1.000	(8-8)	Theresa Huff	1979-80
.890	(8-9)	LaTonya Sims	1997-98
.833	(10-12)	Faith Johnson	1980-81
.750	(9-12)	LaTonya Sims	1997-98
.750	(9-12)	Michele Kozelka	1988-89
.750	(9-12)	Barb Franke	1991-92

Most Free Throws

(9 made min.)

11	Jessie Stomski,	1998-99
10	Jessie Stomski	1998-99
10	Katie Voigt	1993-94
9	Tamara Moore	1998-99
9	Amy Bauer (twice)	1988-89
9	Karen O'Malley	1985-86
9	Barb Franke	1991-92

Most Free Throws Attempted

(8 made min.)

14	Jessie Stomski,	1998-99
14	Tamara Moore	1998-99
12	Jessie Stomski	1998-99
12	LaTonya Sims	1997-98
12	Katie Voigt	1993-94

Best Free Throw Percentage

(8 made min.)

1.000	(9-9)	Karen O'Malley	1985-86
1.000	(8-8)	Pam Moore	1977-78
1.000	(8-8)	Amy Bauer	1988-89
.900	(9-10)	Amy Bauer (twice)	1988-89
.900	(9-10)	Barb Franke	1991-92

Most Three-Point Goals

5	Dolly Rademaker (twice)	1990-91
4	Kyle Black (twice)	1998-99
4	Katie Voigt	1993-94
4	Dolly Rademaker (twice)	1990-91
3	Dolly Rademaker (3 times)	1990-91
3	Robin Threath	1988-89
3	Mynette Clark	1988-89

Most Three-Point Attempts

11	Katie Voigt	1993-94
11	Dolly Rademaker	1990-91
10	Kyle Black	1998-99
9	Dolly Rademaker	1990-91
8	Dolly Rademaker (twice)	1990-91
7	Dolly Rademaker (3 times)	1990-91

Best Three-Point Percentage

(2 made min.)

1.000	(2-2)	Leah Heffe	1999-00
1.000	(2-2)	Kyle Black	1998-99
.800	(4-5)	Kyle Black	1998-99
.800	(4-5)	Katie Voigt	1993-94
.750	(3-4)	Kyle Black	1998-99
.750	(3-4)	Robin Threath	1988-89
.750	(3-4)	Mynette Clark	1988-89
.667	(2-3)	Tamara Moore	1998-99



Jessie Stomski replaced LaTonya Sims' year-old scoring and rebounding records and was the first UW freshman to score over 400 points. She also set the UW frosh field goal percentage hitting .572 percent in 1999.

Single Season Records

Most Points

459	Jessie Stomski	1998-99
392	LaTonya Sims	1997-98
382	Theresa Huff	1979-80
377	Pam Moore	1977-78
368	Chris Pruitt	1981-82
347	Tamara Moore	1998-99
339	Kerry Karst	1978-79
331	Kelley Camp	1977-78
329	Katie Voigt	1993-94
328	Barb Franke	1991-92

Most Points by Avg.

15.70	377/24	Pam Moore	1977-78
14.34	459/32	Jessie Stomski	1998-99
14.14	382/27	Theresa Huff	1979-80
14.12	339/24	Kerry Karst	1978-79
13.79	331/24	Kelley Camp	1977-78
12.64	392/31	LaTonya Sims	1997-98
12.18	329/27	Katie Voigt	1993-94
11.87	368/31	Chris Pruitt	1981-82
11.31	328/29	Barb Franke	1991-92
10.84	347/32	Tamara Moore	1998-99
10.53	158/15	Nina Smith	1999-00

Most Rebounds

214	Jessie Stomski	1998-99
214	LaTonya Sims	1997-98
210	Theresa Huff	1979-80
209	Pam Moore	1977-78
206	Michele Kozelka	1988-89
203	Michelle Lowman	1978-79
201	Barb Franke	1991-92

Most Rebounds by Avg.


8.71	209/24	Pam Moore	1977-78
8.46	203/24	Michelle Lowman	1978-79
7.78	210/27	Theresa Huff	1979-80
7.63	206/27	Michele Kozelka	1988-89
6.93	201/29	Barb Franke	1991-92
6.90	214/31	LaTonya Sims	1997-98
6.70	214/32	Jessie Stomski	1998-99

Most Assists

141	Amy Bauer	1988-89
124	Katie Voigt	1993-94
112	Chris Pruitt	1981-82
108	Karen O'Malley	1985-86
107	Tamara Moore	1998-99

Most Steals

80	Tamara Moore	1998-99
60	Chris Pruitt	1981-82
60	Pam Moore	1977-78
59	Faith Johnson	1980-81
59	Kerry Karst	1978-79



Pam Moore (1977-78) played only one year for the Badgers before turning to track where she became a national 400-meter champion in 1981. If her freshman season was any indication, she would have made a major impact on basketball as well as she ranks among the top three in points and rebounds.

Most Blocked Shots

73	Michelle Lowman	1978-79
33	Jessie Stomski	1998-99
29	Lisa Bonnell	1984-85
28	Theresa Huff	1979-80

Most Field Goals

182	Jessie Stomski	1998-99
165	Theresa Huff	1979-80
163	Pam Moore	1977-78
152	LaTonya Sims	1997-98
145	Kelley Camp	1977-78
145	Chris Pruitt	1981-82

Most Field Goals Attempted

383	Pam Moore	1977-78
360	Kelley Camp	1977-78
341	Theresa Huff	1979-80
318	Jessie Stomski	1998-99
303	LaTonya Sims	1997-98

Best Field Goal Percentage

(60 made min.)

.572	(182-318)	Jessie Stomski	1998-99
.558	(77-138)	Jennah Burkholder	1993-94
.553	(63-114)	Nina Smith	1999-00
.542	(128-236)	Barb Franke	1991-92
.502	(152-303)	LaTonya Sims	1997-98
.492	(94-191)	Ann Klapperich	1994-95
.484	(165-341)	Theresa Huff	1979-80

Most Free Throws

95	Jessie Stomski	1998-99
88	LaTonya Sims	1997-98
86	Tamara Moore	1998-99
79	Amy Bauer	1988-89
78	Chris Pruitt	1981-82
74	Michele Kozelka	1988-89
70	Katie Voigt	1993-94

Most Free Throws Attempted

134	LaTonya Sims	1997-98
132	Jessie Stomski	1998-99
110	Barb Franke	1991-92
106	Tamara Moore	1998-99
101	Amy Bauer	1988-89
100	Michele Kozelka	1988-89

Best Free Throw Percentage

(50 made min.)

.811	(86-106)	Tamara Moore	1998-99
.793	(69-87)	Ann Klapperich	1994-95
.788	(78-99)	Chris Pruitt	1981-82
.782	(79-101)	Amy Bauer	1988-89

Most Three-Point Goals

47	Dolly Rademaker	1990-91
36	Kyle Black	1998-99
33	Katie Voigt	1993-94
19	Tamara Moore	1998-99
14	Karie Cattanach	1993-94

Most Three-Point Attempts

116	Dolly Rademaker	1990-91
103	Kyle Black	1998-99
96	Katie Voigt	1993-94
56	Tamara Moore	1998-99
46	Karie Cattanach	1993-94

Best Three-Point Percentage

(10 made min.)

.405	(47-116)	Dolly Rademaker	1990-91
.350	(36-103)	Kyle Black	1998-99
.344	(33-96)	Katie Voigt	1993-94
.339	(19-56)	Tamara Moore	1998-99
.324	(11-34)	Amy Bauer	1988-89

INDIVIDUAL SINGLE GAME RECORDS

Most Points

- 45 Keisha Anderson vs. UC Santa Barbara, 11-30-96 (14 FG, 17 FT)
 38* Barb Franke vs. Purdue, 1-26-96 (12 FG, 14 FT)
 35 Ann Klapperich vs. Maine, 11-29-97 (16 FG, 3 FT)
 35 Barb Franke vs. UW-Green Bay, 12-13-95 (13 FG, 9 FT)
 35 Barb Franke vs. Michigan State, 3-4-95 (15 FG, 5 FT)
 35 Michele Kozelka vs. Illinois State, 12-30-90 (13 FG, 9 FT)
 35 Lisa Bonnell vs. St. Peter's College, 1-3-88 (12 FG, 10 FT)
 34 Jessie Stomski vs. Ohio State, 2-12-99 (12 FG, 10 FT)
 34 LaTonya Sims vs. UC Santa Barbara, 11-20-98 (14FG, 1-3PT, 5 FT)
 34 Barb Franke vs. Michigan State, 2-13-94 (11 FG, 1-3PT, 11 FT)
 34 Robin Threatt vs. Northwestern, 1-24-93 (13 FG, 4-3PT, 4 FT)
 33 Robin Threatt vs. S. Illinois, 12-30-92 (12 FG, 3-3PT, 6 FT)
 33 Robin Threatt vs. Michigan, 2-14-92 (13 FG, 6 FT)
 33 Chris Pruitt vs. Bradley, 12-1-83 (16 FG, 1 FT)
 33 Marty Calden vs. UW-Stevens Point, 1-21-77 (13 FG, 7 FT)
 32 Keisha Anderson vs. Penn State, 12-27-96 (10 FG, 10 FT)
 32 Barb Franke vs. Drake, 11-30-95 (13 FG, 6 FT)
 32 Robin Threatt vs. Tennessee-Martin, 12-12-92 (14 FG, 1-3PT, 3 FT)
 32 Janet Huff vs. Ohio State, 2-12-84 (13 FG, 6 FT)
 31 Barb Franke vs. Michigan, 2-26-95 (13 FG, 5 FT)
 31 Lisa Bonnell vs. Minnesota, 1-10-88 (13 FG, 1-3PT, 2 FT)
 30 Robin Threatt vs. Iowa State, 11-24-91 (10 FG, 10 FT)
 30 Janet Huff vs. Illinois-Chicago, 12-7-83 (14 FG, 2 FT)
 30 Theresa Huff vs. Illinois, 1-19-83 (14 FG, 0 FT)
 30 Theresa Huff vs. Drake, 12-2-79 (15 FG, 0 FT)
 30 Pam Moore vs. Northern Illinois, 1-17-78 (11 FG, 8 FT)
 30 Pam Moore vs. Illinois State, 3-9-78 (13 FG, 4 FT)

Most Field Goals

- 16 Ann Klapperich vs. Maine, 11-29-97
 16 Chris Pruitt vs. Bradley, 12-1-83
 15 Theresa Huff vs. Drake, 12-2-79
 15* Barb Franke vs. Michigan State, 3-4-95
 14 LaTonya Sims vs. UC Santa Barbara, 11-20-98
 14 Lisa Bonnell vs. Minnesota, 1-10-88
 14 Theresa Huff vs. Illinois, 1-9-83
 14 Robin Threatt vs. Tennessee-Martin, 12-12-92
 14 Janet Huff vs. Illinois-Chicago, 12-7-83
 14 Theresa Huff vs. Missouri, 2-20-81

Most Field Goal Attempts

- 28* Barb Franke vs. Indiana, 2-23-96
 27 Theresa Huff vs. Indiana, 2-6-83
 27 Theresa Huff vs. Michigan State, 1-14-83
 27 Robin Threatt vs. Tennessee-Martin, 12-12-92
 27 Linda Gough vs. Lincoln College, 2-2-80
 27 Pam Moore vs. UW-Oshkosh, 1-31-78
 26 Janet Huff vs. Ohio State, 2-12-84
 26 Lisa Bonnell vs. Iowa, 1-8-88
 26 Theresa Huff vs. Indiana State, 2-5-82
 25 Janet Huff vs. Iowa, 1-22-84

Best Field Goal Percentage (9 or more made)

- .923 Ann Klapperich vs. Marquette (12-13), 1-9-96
 .846 Barb Franke vs. Western Michigan (11-13), 11-28-95
 .846* Robin Threatt vs. Michigan State (11-13), 1-17-92
 .833 Barb Franke vs. W. Illinois (10-12), 11-28-93
 .800 Ann Klapperich vs. Maine (16-20), 11-29-97
 .833 Faith Johnson vs. Indiana (10-12), 1-30-81
 .769 Barb Franke vs. Illinois (10-13), 2-20-94
 .769 Michele Kozelka vs. Purdue (10-13), 1-27-91



Keisha Anderson who played at UW from 1994-97, and is now playing in the WNBA for the Charlotte Sting, holds the school records for most points and most steals in a game with 45 points and an NCAA-record 14 steals.

- .765 Barb Franke vs. UW-Green Bay (13-17), 12-13-95
 .765 Michele Kozelka vs. Illinois State (13-17), 12-30-90
 .750 LaTonya Sims vs. Georgia (9-12), 1-4-98
 .750 Barb Franke vs. Northwestern (12-16), 2-2-96
 .750 Barb Franke vs. Wagner (9-12), 12-5-94
 .750 Barb Franke vs. Indiana (9-12), 3-14-92
 .750 Robin Threatt vs. Indiana (10-12), 1-30-91
 .750 Michele Kozelka vs. UW-Green Bay (9-12), 12-7-88
 .750 Megan Scott vs. Minnesota (9-12), 1-27-84

Most Three-Point Goals

- 7 Kyle Black vs. Holy Cross, 12-2-01
 6 Katie Voigt vs. Mississippi, 12-19-97
 6 Karie Cattanaach vs. UC Irvine, 11-29-96
 6* Katie Voigt vs. Michigan, 2-25-96
 6 Robin Threatt vs. Creighton, 11-26-91
 5 Kyle Black vs. Pittsburgh, 11-30-01
 5 Kyle Black vs. UW-Green Bay 1-7-01
 5 Kelley Paulus vs. Indiana, 2-20-00
 5 Katie Voigt vs. Illinois, 12-30-97
 5 Katie Voigt vs. Michigan, 1-23-98
 5 Katie Voigt vs. Indiana, 2-6-98
 5 Karie Cattanaach vs. Austin Peay, 12-2-95
 5 Katie Voigt vs. Illinois, 1-22-95
 5 Katie Voigt vs. Southern Methodist, 12-2-94
 5 Dolly Rademaker vs. Minnesota, 3-8-94
 5 Dolly Rademaker vs. Michigan State, 2-13-94
 5 Dolly Rademaker vs. Northwestern, 1-23-94
 5 Dolly Rademaker vs. Minnesota, 1-9-94
 5 Dolly Rademaker vs. UW-Green Bay, 1-3-94
 5 Dolly Rademaker vs. Illinois-Chicago, 12-13-94
 5 Dolly Rademaker vs. Minnesota, 3-7-91
 5 Lisa Bonnell vs. Northwestern, 3-4-88
 5 Dolly Rademaker vs. Creighton, 12-9-90
 5 Mynette Clark vs. Washington, 11-23-90

Most Three-Point Attempts

13*	Lisa Bonnell vs. Iowa, 1-8-88
12	Katie Voigt vs. Michigan, 2-25-96
11	Kyle Black vs. Iowa, 2-7-02
11	Kyle Black vs. Holy Cross, 12-2-01
11	Katie Voigt vs. Manhattan, 12-18-97
11	Katie Voigt vs. Mississippi, 12-19-97
11	Katie Voigt vs. Northwestern, 1-16-98
11	Katie Voigt vs. Tennessee, 2-8-96
11	Katie Voigt vs. Iowa, 1-7-94
11	Robin Threatt vs. Ohio State, 3-11-92
11	Mynette Clark vs. Nebraska, 12-7-90
11	Mynette Clark vs. Michigan State, 1-11-91
11	Dolly Rademaker vs. Minnesota, 3-7-91

**Best Three-Point Percentage
(4 or more made)**

1.000*	Kyle Black vs. Michigan (4 of 4), 1-4-01
1.000*	Kyle Black vs. Illinois (4 of 4), 1-4-00
1.000*	Robin Threatt vs. Michigan State (4 of 4), 2-18-90
.833	Kyle Black vs. Pittsburgh, (5-6), 11-30-01
.833	Dolly Rademaker vs. Minnesota (5-6), 1-9-94
.833	Lisa Bonnell vs. Northwestern (5 of 6), 3-4-88
.800	Tamara Moore vs. Minnesota (4 of 5), 2-3-00
.800	Karie Cattanach vs. Indiana (4 of 5), 1-3-95
.800	Shelly Rucinski vs. Iowa (4 of 5), 2-4-89
.800	Lisa Bonnell vs. Lake Superior State (4 of 5), 12-11-88
.800	Kyle Black vs. Memphis (4-5), 3/20/99

Most Free Throws

17	Keisha Anderson vs. UC Santa Barbara, 11-30-96 (17-17)
17	Michele Kozelka vs. UW-Green Bay, 12-5-89 (17-17)
15	Jessie Stomski vs. Indiana, 1-21-01 (15-21)
14*	Barb Franke vs. Purdue, 1-26-96
13	LaTonya Sims vs. Minnesota, 2-3-00 (13-16)
13	Katie Voigt vs. Indiana, 1-9-98
13	Tracy Winkler vs. Toledo, 12-10-94
13	Barb Franke vs. Purdue, 2-6-94
12	Barb Franke vs. Northern Iowa, 1-16-96
12	Barb Franke vs. Indiana, 12-29-95
12	Barb Franke vs. Ohio State, 1-28-94
12	Verdell Hale vs. Michigan, 1-25-87

Most Free Throw Attempts

21*	Jessie Stomski vs. Indiana, 1-21-01 (15-21)
20	Barb Franke vs. Purdue, 1-26-96
19	Barb Franke vs. Northern Iowa, 1-16-96
17	Keisha Anderson vs. UC Santa Barbara, 11-30-96 (17-17)
17	Barb Franke vs. Ohio State, 1-28-94
17	Michele Kozelka vs. UW-Green Bay, 12-5-89
16	LaTonya Sims vs. Minnesota, 2-3-00
16	Barb Franke vs. Purdue, 2-6-94
16	Marty Calden vs. Northwestern, 1-22-77
15	Barb Franke vs. Indiana, 12-29-95
15	DeLinda Hastie vs. Fairleigh Dickinson, 1-5-88
14	Jessie Stomski vs. DePaul, 3-19-00
14	Tamara Moore vs. Nebraska, 11-21-99
14	Katie Voigt vs. Indiana, 1-9-98
14	Barb Franke vs. Marquette, 2-9-95
14	Camille Williams vs. Southern Methodist, 12-2-94
14	Tracy Winkler vs. Toledo, 12-10-94
14	Verdell Hale vs. Michigan, 1-25-87
14	Lisa Bonnell vs. Michigan, 2-28-86
14	Michele Kozelka vs. Illinois State, 12-30-90
14	Jessie Stomski vs. Illinois, 2-19-99

**Best Free Throw Percentage
(10 or more made)**

1.000	Jessie Stomski vs. Michigan (10-10), 1-20-00
1.000	Keisha Anderson vs. UC Santa Barbara (17-17), 11-30-96
1.000	Ann Klapperich vs. Penn State (10-10), 1-28-96
1.000*	Camille Williams vs. Penn State (10-10), 2-28-93
1.000	Camille Williams vs. UW-Green Bay (10-10), 12-1-92
1.000	Michele Kozelka vs. UW-Green Bay (17-17), 12-5-89
.929	Katie Voigt vs. Indiana (13-14), 1-9-98
.929	Tracy Winkler vs. Toledo (13-14), 12-10-94
.917	Barb Franke vs. Michigan State (11-12), 2-13-94
.917	Michele Kozelka vs. Minnesota (11-12), 3-2-90
.909	Katie Voigt vs. Ohio State (10-11), 2-16-96
.909	Robin Threatt vs. Iowa State (10-11), 11-24-92
.909	Lisa Bonnell vs. St. Peter's College (10-11), 1-3-88

Most Rebounds

23*	Theresa Huff vs. Indiana, 2-11-83
23	Linda Gough vs. Lincoln College, 2-2-80
20	Theresa Huff vs. Michigan, 12-6-80
19	DeLinda Hastie vs. UW-Green Bay, 12-9-88
18	Jessie Stomski vs. Indiana, 2-8-01
18	Janetta Johnson vs. Northwestern, 2-10-89
18	Theresa Huff vs. Illinois-Chicago, 12-10-81
18	Theresa Huff vs. Loyola, 12-8-81
18	Theresa Huff vs. Northern Illinois, 12-2-81
18	Theresa Huff vs. Wichita State, 11-28-80
18	Ann Hall vs. UW-LaCrosse, 2-20-80

Most Assists

21	Amy Bauer vs. Detroit, 12-11-88
16	Katie Voigt vs. Illinois-Chicago, 12-13-93
14*	Karen O'Malley vs. Minnesota, 1-10-88
14	Amy Bauer vs. Nebraska, 12-7-90
14	Faith Johnson vs. Eastern Illinois, 12-14-85
13	Tamara Moore vs. Illinois, 1-25-01
12	Keisha Anderson vs. Western Illinois, 12-7-95
12	Amy Bauer vs. Indiana, 3-11-89
12	Janet Huff vs. Missouri, 3-20-81
12	Dot Whalen vs. UW-Oshkosh, 3-2-79

Most Steals

14	Keisha Anderson vs. Cleveland State, 2-11-97 (Big Ten record and ties NCAA single game record)
9	Tamara Moore vs. Evansville, 12-14-00
9	Keisha Anderson vs. Western Illinois, 12-7-95
9	Robin Threatt vs. Chicago State, 12-9-92
8*	several times

Most Blocked Shots

12*	Janetta Johnson vs. Indiana, 1-6-89
12	Janetta Johnson vs. Detroit, 12-11-88
12	Janetta Johnson vs. UW-Green Bay, 12-7-88
11	Michelle Lowman vs. Iowa, 1-23-83
10	Michelle Lowman vs. Illinois, 12-9-78
9	Michelle Lowman vs. Purdue, 1-20-79
8	Janetta Johnson vs. Illinois-Chicago, 1-30-89
8	Janetta Johnson vs. San Jose State, 11-27-88
8	Camilla Hudson vs. Ohio State, 1-18-87
8	Lisa Bonnell vs. Northern Iowa, 12-1-84

* Indicates Wisconsin record in Big Ten-only play, 1983-02

INDIVIDUAL SINGLE SEASON RECORDS

Big Ten Play (1982-02)

Cumulative (1974-02)

Big Ten Play (1982-02)

Cumulative (1974-02)

■ Most Points

379 Barb Franke, 1994 (21.1 avg)	601 Barb Franke, 1995-96 (20.7)
350 Theresa Huff, 1983 (19.4 avg)	577 LaTonya Sims, 1998-99 (18.0)
348 Lisa Bonnell, 1988	574 Robin Threath, 1991-92 (19.8)
338 Robin Threath, 1992	568 Jessie Stomski, 2001-02 (18.3)
329 Barb Franke, 1996	549 Lisa Bonnell, 1987-88
328 Janet Huff, 1984	548 Barb Franke, 1994-95
311 Robin Threath, 1993	540 Theresa Huff, 1981-82
310 Lisa Bonnell, 1987	536 Katie Voigt, 1997-98
300 Katie Voigt, 1998	531 Keisha Anderson, 1996-97
292 Keisha Anderson, 1997	517 Barb Franke, 1993-94
287 LaTonya Sims, 1999	516 Tamara Moore, 2001-02
285 Robin Threath, 1991	515 Janet Huff, 1983-84
272 Mynette Clark, 1991	509 Robin Threath, 1992-93
269 Barb Franke, 1995	499 Theresa Huff, 1980-81
268 Jessie Stomski, 1999	482 LaTonya Sims, 1999-00
265 Megan Scott, 1984	474 Lisa Bonnell, 1986-87
256 Michele Kozelka, 1990	467 Ann Klapperich, 1997-98
251 Jessie Stomski, 2001	459 Jessie Stomski, 1998-99
250 Michele Kozelka, 1991	458 Theresa Huff, 1982-83
248 Katie Voigt, 1994	454 Jessie Stomski, 2000-01
247 LaTonya Sims, 2001	448 Robin Threath, 1990-91
246 Ann Klapperich, 1997	445 Tamara Moore, 1999-00
242 Mynette Clark, 1992	445 Michele Kozelka, 1989-90
242 Chris Pruitt, 1984	439 Ann Klapperich, 1996-97
236 Katie Voigt, 1996	434 Jessie Stomski, 1999-00
235 Faith Johnson, 1985	432 Janet Huff, 1981-82
234 LaTonya Sims, 2000	420 Chris Pruitt, 1983-84
233 Keisha Anderson, 1995	419 Katie Voigt, 1995-96

■ Most Rebounds

214 Theresa Huff, 1983 (11.9 avg)	394 Theresa Huff, 1981-82 (11.6)
165 Michele Kozelka, 1991	303 Theresa Huff, 1982-83
159 Michele Kozelka, 1989	294 Theresa Huff, 1980-81
157 Janet Johnson, 1989	276 LaTonya Sims, 1999-00
153 Barb Franke, 1994	276 Jessie Stomski, 2001-02
151 Michelle Kozelka, 1990	260 Michele Kozelka, 1990-91
145 Megan Scott, 1984	254 Vivian Rorer, 1981-82
144 LaTonya Sims, 2000	244 Michelle Kozelka, 1989-90
137 Lisa Bonnell, 1987	241 Ann Hall, 1979-80
136 Lisa Bonnell, 1988	230 Janet Johnson, 1988-89
128 DeLinda Hastie, 1987	229 Barb Franke, 1994-95
124 Jessie Stomski, 2001	226 Barb Franke, 1995-96
124 DeLinda Hastie, 1988	228 Jessie Stomski, 2000-01

■ Highest Scoring Average

21.1 Barb Franke, 1994 (18 games)	20.7 Barb Franke, 1995-96 (29)
20.6 Barb Franke, 1996 (16 games)	19.8 Robin Threath, 1991-92 (29)
19.4 Theresa Huff, 1985	19.7 Keisha Anderson, 1996-97
19.3 Lisa Bonnell, 1988	19.6 Lisa Bonnell, 1987-88
19.3 Janet Huff, 1984	19.2 Barb Franke, 1993-94
18.8 Katie Voigt, 1998	19.1 Janet Huff, 1983-84
18.8 Robin Threath, 1992	18.9 Barb Franke, 1994-5
18.2 Keisha Anderson, 1997	18.9 Robin Threath, 1992-93
17.9 LaTonya Sims, 1999	18.3 Jessie Stomski, 2001-02
17.3 Robin Threath, 1993	18.0 LaTonya Sims, 1998-99
17.2 Lisa Bonnell, 1987	17.3 Katie Voigt, 1997-98
16.8 Barb Franke, 1995	16.9 Theresa Huff, 1982-83
16.8 Jessie Stomski, 1999	16.9 Lisa Bonnell, 1986-87
15.8 Robin Threath, 1991	16.6 Tamara Moore, 2001-02
15.7 Jessie Stomski, 2001	16.6 Robin Threath, 1990-91
15.4 Ann Klapperich, 1997	16.6 Theresa Huff, 1980-81

■ Highest Rebound Average

11.9 Theresa Huff, 1983 (18 games)	11.6 Theresa Huff, 1981-82 (34)
9.2 Michele Kozelka, 1991	11.2 Theresa Huff, 1982-83
9.4 LaTonya Sims, 2000	9.8 Theresa Huff, 1980-81
8.8 Michele Kozelka, 1989	9.8 Ginny Vorwald, 1976-77
8.7 Janet Johnson, 1989	9.3 Michele Kozelka, 1990-91
8.5 Barb Franke, 1994	9.0 Pam Moore, 1977-78
8.4 Michele Kozelka, 1990	8.7 Michele Kozelka, 1989-90
8.2 Megan Scott, 1984	8.9 Jessie Stomski, 2001-02
7.9 Michele Kozelka, 1992	8.5 Janet Johnson, 1988-89
7.9 Barb Franke, 1996	8.4 LaTonya Sims, 1999-00
7.8 Jessie Stomski, 2001	8.3 Barb Franke, 1993-94
	8.3 DeLinda Hastie, 1987-88

■ Most Field Goals

153 Theresa Huff, 1983 (18 games)	232 Theresa Huff, 1981-82 (34)
143 Lisa Bonnell, 1988	231 Jessie Stomski, 2001-02 (31)
140 Barb Franke, 1994	225 Barb Franke, 1995-96 (29)
136 Janet Huff, 1984	223 Theresa Huff, 1980-81
129 Lisa Bonnell, 1987	223 Lisa Bonnell, 1987-88
128 Robin Threath, 1992	222 LaTonya Sims, 1998-99
122 LaTonya Sims, 1999	221 Robin Threath, 1991-92
122 Barb Franke, 1996	217 Keisha Anderson, 1996-97
121 Keisha Anderson, 1997	217 Janet Huff, 1983-84
119 Robin Threath, 1993	209 Robin Threath, 1992-93
	203 Theresa Huff, 1982-83

■ Most Field Goal Attempts

324 Lisa Bonnell, 1988 (18 games)	510 Theresa Huff, 1981-82 (34)
314 Theresa Huff, 1983	498 Lisa Bonnell, 1987-88
301 Janet Huff, 1984	476 Janet Huff, 1983-84
291 Lisa Bonnell, 1987	481 Jessie Stomski, 2001-02
274 Robin Threath, 1993	461 LaTonya Sims, 1998-99
267 Robin Threath, 1992	444 Robin Threath, 1992-93
263 Keisha Anderson, 1997	442 Robin Threath, 1991-92
252 Chris Pruitt, 1984	438 Theresa Huff, 1980-81
248 Robin Threath, 1991	437 Lisa Bonnell, 1986-87
	437 Theresa Huff, 1982-83

■ Best Field Goal Percentage (100 or more attempts)

.587 Nina Smith, 2001 (74-126)	.595 Nina Smith, 2000-01 (128-215)
.574 Barb Franke, 1994 (140-244)	.572 Jessie Stomski, 1998-99 (182-318)
.571 Jessie Stomski, 1999 (105-184)	.564 Barb Franke, 1993-94 (189-335)
.552 Jessie Stomski, 2001 (95-172)	.558 Jennah Burkholder, 1993-94 (77-138)
.548 Megan Scott, 1984 (109-199)	.557 Jessie Stomski, 2000-01 (180-323)
.537 Camille Williams, 1993 (79-147)	.553 Nina Smith, 1999-00 (63-114)
.531 Barb Franke, 1992 (85-160)	.547 Megan Scott, 1983-84 (127-232)
.526 Barb Franke, 1996 (122-232)	.542 Barb Franke, 1991-92 (128-236)
.513 Ann Klapperich, 1995 (77-150)	.528 Barb Franke, 1995-96 (225-426)
.510 Ann Klapperich, 1997 (101-198)	.528 Ann Klapperich, 1995-96 (142-269)
.505 LaTonya Sims, 2001 (96-190)	.518 Vivian Rorer, 1981-82 (156-301)

Big Ten Play (1982-02)**Cumulative (1974-02)****Big Ten Play (1982-02)****Cumulative (1974-02)****Most Three-Point Goals**

43	Katie Voigt, 1998 (16 games)	84	Katie Voigt, 1997-98 (31 games)
40	Dolly Rademaker, 1994 (18 games)	78	Kyle Black, 2001-02 (31)
37	Mynette Clark, 1991	63	Dolly Rademaker, 1993-94 (27)
32	Katie Voigt, 1996	60	Katie Voigt, 1995-96
32	Mynette Clark, 1992	57	Katie Voigt, 1994-95
31	Robin Threatt, 1993	58	Mynette Clark, 1990-91
29	Kyle Black, 2001	49	Mynette Clark, 1991-92
28	Karie Cattanach, 1997	54	Kyle Black, 2000-01
27	Katie Voigt, 1995	47	Karie Cattanach, 1996-97
23	Robin Threatt, 1990	47	Dolly Rademaker, 1990-91

Most Three-Point Attempts

111	Mynette Clark, 1991 (18 games)	217	Katie Voigt, 1997-98 (31)
109	Katie Voigt, 1998	206	Kyle Black, 2001-02 (31)
102	Katie Voigt, 1996	182	Mynette Clark, 1990-91 (28)
97	Dolly Rademaker, 1994	176	Katie Voigt, 1995-96
87	Robin Threatt, 1993	164	Katie Voigt, 1994-95
81	Katie Voigt, 1995	144	Dolly Rademaker, 1993-94
81	Dolly Rademaker, 1993	141	Mynette Clark, 1991-92
78	Mynette Clark, 1992	133	Kyle Black, 2000-01
74	Kyle Black, 2001	119	Karie Cattanach, 1996-97
74	Katie Voigt, 1994	116	Dolly Rademaker, 1992-93

**Best Three-Point Percentage
(20 or more made)**

.418	Karie Cattanach, 1997 (28-67)	.438	D Rademaker, 1993-94 (63-144)
.412	Dolly Rademaker, 1994 (40-97)	.406	Kyle Black, 2000-01 (54-133)
.410	Mynette Clark, 1992 (32-78)	.405	D Rademaker, 1990-91 (47-116)
.394	Katie Voigt, 1998 (43-109)	.395	K. Cattanach, 1996-97 (47-119)
.392	Kyle Black, 2001 (29-74)	.387	Katie Voigt, 1997-98 (84-217)
.356	Robin Threatt, 1993 (31-87)	.382	Karie Cattanach, 1994-95 (26-68)
.351	Katie Voigt, 1994 (26-74)	.379	Kyle Black, 2001-02 (78-206)
.349	Robin Threatt, 1992 (23-66)	.372	Karie Cattanach, 1995-96 (29-78)
.344	Dolly Rademaker, 1991 (22-64)	.351	Robin Threatt, 1992-93 (40-114)
.333	Katie Voigt, 1995 (27-81)	.350	Kyle Black, 1998-99 (36-103)
.333	Dolly Rademaker, 1993 (27-81)	.348	Katie Voigt, 1994-95 (57-164)
.333	Mynette Clark, 1991 (37-111)	.348	Robin Threatt, 1991-92 (39-112)
		.348	Mynette Clark, 1991-92 (49-141)

Note: 1987-88 was first season with the three-point goal

Most Free Throws

90	Barb Franke, 1994 (18 games)	150	Barb Franke, 1995-96 (29)
84	Barb Franke, 1996 (16 games)	141	Barb Franke, 1994-95
72	Camille Williams, 1993	128	Jessie Stomski, 1999-00
70	Barb Franke, 1995	125	Barb Franke, 1993-94
65	Lisa Lawrence, 1991	123	LaTonya Sims, 1998-99
65	Katie Voigt, 1998	118	Michele Kozelka, 1989-90
64	Michele Kozelka, 1990	117	Tamara Moore, 1999-00
60	Tamara Moore, 2000	115	LaTonya Sims, 1999-00
61	Jessie Stomski, 2001	110	Camille Williams, 1992-93
59	Robin Threatt, 1992	104	Katie Voigt, 1997-98
		103	Jessie Stomski, 2001-02

Most Free Throw Attempts

125	Barb Franke, 1994 (18 games)	217	Barb Franke, 1994-95 (29)
119	Barb Franke, 1995	208	Barb Franke, 1995-96
113	Barb Franke, 1996	177	LaTonya Sims, 1998-99
111	Camille Williams, 1993	173	Barb Franke, 1993-94
91	Jessie Stomski, 2001	170	LaTonya Sims, 1999-00
88	LaTonya Sims, 1999	168	Jessie Stomski, 1999-00
86	LaTonya Sims, 2000	166	Camille Williams, 1992-93
84	Michele Kozelka, 1990	161	Jessie Stomski, 2001-02
84	Jessie Stomski, 1999	152	Tamara Moore, 1999-00
82	Lisa Lawrence, 1991	149	Jessie Stomski, 2000-01

**Best Free Throw Percentage
(45 or more attempts)**

.845	Katie Voigt, 1998 (65-76)	.887	Katie Voigt, 1995-96 (63-71)
.845	Karen O'Malley, 1987 (38-45)	.867	Katie Voigt, 1997-98 (104-120)
.815	Mynette Clark, 1992 (44-54)	.833	Tamara Moore, 2001-02 (95-114)
.821	Ann Klapperich, 1994-95 (55-67)	.812	Katie Voigt, 1994-95 (39-48)
.810	Mynette Clark, 1991 (47-58)	.811	Tamara Moore, 1998-99 (86-106)
.809	Chris Pruitt, 1983 (38-47)	.804	Mynette Clark, 1991-92 (74-92)
.804	Chris Pruitt, 1985 (41-51)	.803	Michele Kozelka, 1989-90 (118-147)
.800	Tamara Moore, 2000 (60-75)	.796	Amy Bauer, 1989-90 (43-54)
.793	Lisa Lawrence, 1991 (65-82)	.795	Karen O'Malley, 1986-87 (62-78)

Most Personal Fouls

4.22	Janetta Johnson, 1989 (76/18)	4.15	Janetta Johnson, 1988-89 (112/27)
3.88	Michelle Lowman, 1983 (70/18)	3.85	Karen O'Malley, 1985-86 (104/27)
3.88	Jessie Stomski, 2000 (62/16)	3.84	Nina Smith, 2000-01 (100/27)
3.82	Karen O'Malley, 1986 (65/17)	3.68	Teresa Theder, 1984-85 (103/28)
3.81	Ann Klapperich, 1996 (61/16)	3.59	Barb Franke, 1991-92 (104/29)
3.72	Teresa Theder, 1985 (67/18)	3.59	Michelle Lowman, 1982-83 (97/27)

Most Assists

98	Keisha Anderson, 1996 (16)	195	Keisha Anderson, 1995-96 (29)
95	Tamara Moore, 2001 (16)	188	Tamara Moore, 2001-02 (31)
75	Amy Bauer, 1989 (18)	153	Keisha Anderson, 1994-95 (29)
73	Verdell Hale, 1987	151	Tamara Moore, 2000-01 (28)
72	Keisha Anderson, 1995	141	Amy Bauer, 1988-89
71	Katie Voigt, 1994	124	Katie Voigt, 1993-94
71	Chris Pruitt, 1985	124	Amy Bauer, 1990-91
69	Mynette Clark, 1991	124	Nancy Fahey, 1980-1
68	Karen O'Malley, 1988	123	Keisha Anderson, 1996-97
67	Keisha Anderson, 1997	123	Verdell Hale, 1986-87
67	Janet Huff, 1984	120	Faith Johnson, 1981-82
		120	Janet Huff, 1982-83

Most Steals

76	Keisha Anderson, 1996 (16)	124	Keisha Anderson, 1995-96 (29)
60	Keisha Anderson, 1995 (16)	109	Keisha Anderson, 1994-95 (29)
54	Faith Johnson, 1985	100	Tamara Moore, 2000-01 (28)
53	Robin Threatt, 1993	94	Keisha Anderson, 1996-97
50	Janet Huff, 1983	90	Tamara Moore, 2001-02
49	Janet Huff, 1984	90	Janet Huff, 1981-82
48	Theresa Huff, 1983	88	Robin Threatt, 1991-92
45	Keisha Anderson, 1997	87	Robin Threatt, 1992-93
44	Tamara Moore, 2001	83	Tamara Moore, 1999-00
43	Tamara Moore, 2000	80	Janet Huff, 1983-84
42	Megan Scott, 1984	80	Tamara Moore, 1998-99
42	Faith Johnson, 1983	78	Faith Johnson, 1984-85

Most Blocked Shots

70	Janetta Johnson, 1989 (18)	130	J. Johnson, 1988-89 (27)
48	Michelle Lowman, 1983	78	Michelle Lowman, 1982-83
28	Inga Young, 1987	73	Michelle Lowman, 1978-79
26	Amy Wiersma, 1997	54	Michelle Lowman, 1981-82
24	Inga Young, 1986	51	Inga Young, 1986-87
		43	Emily Ashbaugh, 2001-02

Most Consecutive Free Throws

29	Michele Kozelka, 1990 (all-time record)
19	Jessie Stomski, 2000 (over three games)
17-17	Keisha Anderson, 1996 (in a game)
17-17	Michele Kozelka, 1990 (in a game)

UW FIELD HOUSE RECORDS

Individual Records

All-Time Badger Field House Women's Basketball Record 1974-99: 167 wins, 112 losses (.598)

Most Points

Wisconsin	38	Barb Franke vs. Purdue (12fg, 14-20ft)	1-26-96
Opponent	41	Laura Coenen (Minn.) (15fg, 11-14ft)	2-18-83

Most Field Goals

Wisconsin	13	Barb Franke vs. Drake (13-22)	11-30-95
	13	Michele Kozelka vs. Illinois State (13-17)	12-30-90
	13	Lisa Bonnell vs. Detroit (13-19)	12-13-87
	13	Janet Huff vs. Ohio State (13-26)	2-12-84
	13	Janet Huff vs. Iowa (13-25)	1-22-84
Opponent	15	Carol Emanuel (Purdue) (15-27)	3-12-83
	15	Laura Coenen (Minnesota) (15-26)	2-18-83

Most Field Goals Attempted

Wisconsin	27	Theresa Huff vs. Indiana (11-27)	2-6-83
	27	Theresa Huff vs. Michigan State (12-27)	1-14-83
Opponent	30	Mary Schoenhoff (Loyola) (12-30)	12-8-81
	30	Robin Hasemann (Western Illinois) (13-30)	12-4-88

Best Field Goal Percentage (8 attempts minimum)

Wisconsin	.889	Ann Klapperich vs. Illinois State (8-9)	12-9-95
Opponent	.889	Roxanne Grabow (Bradley) (8-9)	12-5-82

Most Three-Point Field Goals

Wisconsin	6	Robin Threath vs. Creighton (6-10)	11-26-91
Opponent	5	Vanessa Nygaard (Stanford) (5-11)	11-21-97
	5	Melissa Sanford (Creighton) (5-7)	11-26-91
	5	Nadine Domond (Iowa) (5-7)	2-18-96

Most Three-Point Field Goals Attempted

Wisconsin	13	Lisa Bonnell vs. Iowa (3-13)	1-8-88
Opponent	12	Lori Goerlitz (Marquette) (3-12)	2-9-95
	12	Erin Boland (Siena College) (3-12)	3-14-99

Best Three-Point Field Goal Percentage (4 attempts minimum)

Wisconsin	1.000	Robin Threath vs. Michigan State (4-4)	2-18-90
Opponent	.800	Milena Flores (Stanford) (4-5)	11-21-97
	.800	Chrissy Loeliger (Siena College) (4-5)	3-14-99

Most Free Throws

Wisconsin	17	Michele Kozelka vs. UW-Green Bay (17-17)	12-5-89
Opponent	17	Sally Anderson (DePaul) (17-17)	12-11-86

Most Free Throws Attempted

Wisconsin	20	Barb Franke vs. Purdue (14-20)	1-26-96
Opponent	17	Cindy Haugejorde (Iowa) (13-17)	2-9-80
	17	Sally Anderson (DePaul) (17-17)	12-11-86

Best Free Throw Percentage (10 attempts minimum)

Wisconsin	1.00	Michele Kozelka vs. UW-Green Bay (17-17)	12-5-89
	1.00	Camille Williams vs. UW-Green Bay (10-10)	12-1-92
	1.00	Ann Klapperich vs. Penn State (10-10)	1-28-96
Opponent	1.00	Sally Anderson (DePaul) (17-17)	12-11-86
	1.00	Kiersten Miller (Drake) (10-10)	11-30-95

Most Rebounds

Wisconsin	19	DeLinda Hastie vs. UW-Green Bay	12-9-87
Opponent	22	Nanette Gibson (Michigan State)	2-9-80

Most Assists

Wisconsin	14	Faith Johnson vs. Eastern Illinois	12-14-84
Opponent	12	JoAnn Palombo (Northwestern)	1-30-87

Most Steals

Wisconsin	14	Keisha Anderson vs. Cleveland State	2-11-97
Opponent	8	Franthea Price (Iowa)	2-3-89

Most Blocked Shots

Wisconsin	10	Michelle Lowman vs. Illinois	12-9-78
Opponent	6	Donna Freese (UW-LaCrosse)	1-29-82
	6	Betty Willis (UW-Milwaukee)	12-13-78

Team Records

Most Points (women)

Wisconsin	123	vs. Bradley (UW 123, Bradley 79)	12-5-82
Opponent	97	Purdue vs. Wisconsin (UW 87, PUR 97)	1-27-91
	97	DePaul vs. Wisconsin (UW 75, DePaul 97)	12-11-86

Most Points (men)

Wisconsin	120	vs. Southern Methodist (UW 120, SMU 82)	12-9-67
-----------	-----	---	---------

Most Field Goals

Wisconsin	52	vs. Bradley (52-87)	12-5-82
Opponent	37	Siena College vs. Wisconsin (37-76)	3-14-99
	37	Purdue vs. Wisconsin (37-83)	1-27-91
	37	Northwestern vs. Wisconsin (37-70)	3-8-86

Most Field Goals Attempted

Wisconsin	108	vs. DePaul (46-108)	12-14-77
Opponent	86	Western Michigan vs. Wisconsin (22-86)	12-12-80

Best Field Goal Percentage (50 attempts min.)

Wisconsin	.598	vs. Bradley (52-87)	12-5-82
Opponent	.596	Indiana vs. Wisconsin (34-57)	3-11-89

Most Three-Point Field Goals

Wisconsin	11	vs. Creighton (11-28)	11-26-91
Opponent	11	Stanford vs. Wisconsin	11-21-97

Most Three-Point Field Goals Attempted

Wisconsin	28	vs. Creighton (11-28)	11-26-91
Opponent	28	Siena College vs. Wisconsin (9-28)	3-14-99

Best Three-Point Field Goal Percentage (4 attempts min.)

Wisconsin	1.00	vs. Illinois (4-4)	1-15-88
Opponent	.571	Purdue vs. Wisconsin (4-7)	1-28-90

Most Free Throws

Wisconsin	34	vs. Purdue (34-46)	1-26-96
Opponent	35	DePaul vs. Wisconsin (35-40)	12-11-86

Most Free Throws Attempted

Wisconsin	46	vs. Purdue (34-46)	1-26-96
Opponent	40	Ohio State vs. Wisconsin (29-40)	2-9-86
	40	DePaul vs. Wisconsin (35-40)	12-11-86

Best Free Throw Percentage (20 attempts min.)

Wisconsin	.969	vs. Michigan (32-33)	2-8-91
Opponent	.926	Purdue vs. Wisconsin	1-26-96

Most Rebounds

Wisconsin	74	vs. Western Illinois	1-13-82
Opponent	60	Illinois vs. Purdue	2-8-80

Most Rebounds (both teams)

Game	110	Wisconsin (57) vs. UI-Chicago (53)	12-27-86
------	-----	------------------------------------	----------

Most Assists

Wisconsin	34	vs. UW-Milwaukee	12-13-78
Opponent	30	Siena College vs. Wisconsin	3-14-99

Most Steals

Wisconsin	27	vs. DePaul	12-14-77
	27	vs. UW-Eau Claire	12-10-77
Opponent	23	Iowa vs. Wisconsin	1-2-87

Most Blocked Shots

Wisconsin	13	vs. Purdue	1-20-79
Opponent	8	Iowa vs. Wisconsin	2-18-96
	8	UW-LaCrosse vs. Wisconsin	1-29-82
	8	Detroit vs. Wisconsin	12-8-79
	8	UI-Chicago vs. UW-Stevens Point	1-26-79

Most Turnovers

Wisconsin	42	vs. Penn State	2-23-94
Opponent	48	Western Illinois vs. Wisconsin	12-13-91

Most Home Wins in a Season

	12	Home Record: 12-3 (Overall: 20-9)	1991-92
	12	Home Record: 12-1 (Overall: 18-10)	1983-84

Most Consecutive Home Wins

	11	Home Record: 12-1	1983-84
--	----	-------------------	---------

Most Home Losses in a Season

	12	Home Record: 2-12 (Overall: 4-24)	1985-86
--	----	-----------------------------------	---------

Most Consecutive Home Losses

	11	Field house Record 2-12	1985-86
--	----	-------------------------	---------

Attendance

11,522	vs. Iowa (sellout)	2-18-96
--------	--------------------	---------

KOHL CENTER RECORDS

Individual Records

All-Time Kohl Center Women's Basketball Record Jan. 1998-02: 52 wins, 14 losses (.787)

Most Points

Wisconsin	34	LaTonya Sims vs. UCSB (14 fg, 5ft)	11/20/98
	34	Jessie Stomski vs. Ohio State (12 fg, 10 ft)	2/12/99
Opponent	33	Lindsey Meder, Iowa (13 fg, 0 ft)	12/31/00

2-Point Goals

Wisconsin	13	LaTonya Sims vs. Ohio State (13-18)	2/25/01
	13	LaTonya Sims vs. UC Santa Barbara (13-19)	11/20/98
Opponent	10	Andrea Garner, Penn State (10-17)	2/5/99

2-Point Attempts

Wisconsin	20	LaTonya Sims vs. Michigan State (9-20)	3/17/99
	20	Jessie Stomski vs. Washington (8-21)	11/18/01
Opponent	21	Stephanie White, Purdue	2/15/98

Best Field Goal Percentage (8 attempts minimum)

Wisconsin	.917	Jessie Stomski vs. Illinois 1/17/02 (11-12)	3/11/99
Opponent	1.000	Chari Nordgaard, UW-Green Bay (8-8)	11/22/98

3-Point Goals

Wisconsin	5	Kyle Black vs. UW-Green Bay (5-7)	1/7/01
		Katie Voigt vs. Michigan (5-9)	1/23/98
		Katie Voigt vs. Northwestern (5-10)	2/1/98
		Kelley Paulus vs. Indiana (5-8)	2/20/00
Opponent	7	Lindsey Meder, Iowa (7-12)	12/31/00
		Maxann Reese, Michigan State (7-11)	1/30/98

3-Point Attempts

Wisconsin	10	Katie Voigt vs. Northwestern (5-10)	2/1/98
Opponent	12	Lindsey Meder, Iowa (7-12)	12/31/00

Best Three Point Percentage (4 attempts minimum)

Wisconsin	*1.000	Kyle Black vs. Illinois (4-4)	1/4/00
Opponent	.636	Maxann Reese, Michigan State (7-11)	1/30/98

Free Throws

Wisconsin	15	Jessie Stomski vs. Indiana (15-21)	1/21/01
Opponent	9	Becky Cummings, MSU (9-12)	3/17/99

Free Throws Attempted

Wisconsin	21	Jessie Stomski vs. Indiana (15-21)	1/21/01
Opponent	14	Kristi Rohr, UCSB (7-14)	11/20/98

Best Free Throw Percentage (10 attempts minimum)

Wisconsin	1.000	Jessie Stomski vs. Michigan (10-10)	1/20/00
Opponent	.750	Becky Cummings, MSU (9-12)	3/17/99

Total Rebounds

Wisconsin	15	Jessie Stomski vs. Oklahoma	1/24/00
Opponent	15	Alicia Sheeler, Illinois	2/20/98
	15	Kristen Rasmussen, MSU	3/17/99

Defensive Rebounds

Wisconsin	12	Jessie Stomski vs. Michigan	1/15/99
	12	Jessie Stomski vs. Indiana State	3/11/99
Opponent	12	Kristen Rasmussen, MSU	3/17/99

Offensive Rebounds

Wisconsin	9	LaTonya Sims vs. Colorado State	3/25/00
Opponent	8	Tauja Catchings, Illinois	2/19/99

Assists

Wisconsin	8	Tamara Moore vs. Nebraska	11/29/00
		Dee Dee Pate vs. Michigan	1/20/00
Opponent	10	Helen Darling, Penn State	2/5/99

Blocked Shots

Wisconsin	5	Emily Ashbaugh vs. NC State and Drake	12/8&13/01
Opponent	5	Erin Skelly, Michigan State	3/22/00

Steals

Wisconsin	9	Tamara Moore vs. Evansville	12/14/00
Opponent	7	Semeka Randall, Tennessee	12/5/00

Team Records

Wisconsin

Total Points

High	103 vs. UCSB 11/20/98
Low	52 vs. Penn State 2/6/00

2-Point Goals

High	36 vs. Bowling Green 11/15/99
Low	14 vs. Minnesota 2/3/00

2-Point Attempts

High	70 vs. Bowling Green 11/15/99
Low	39 vs. Rutgers 1/17/99

Field Goal Percentage

High	.604 vs. Iowa, 12/31/00	.604 by Iowa 2/7/02
Low	.317 vs. Penn State 2/6/00	.257 by Fairfield 3/15/00

3-Point Goals

High	*11 vs. Michigan 1/6/02	10 by Evansville, 12/14/00
Low	0 vs. Iowa 1/3/99	0 by Illinois 1/17/02
	0 vs. Michigan State 3/17/99	

3-Point Attempts

High	16 vs. Iowa 1/20/98	32 by Loyola (9-32), 12/5/00
Low	1 vs. Michigan State 2/7/99	5 by Illinois 1/4/00

3-Point Percentage

High	1.000 vs. Michigan St. 2/7/99	.533 by UW-Green Bay, 1/7/01
		.533 by Michigan State 1/30/98
Low	.000 vs. Iowa (0-4) 1/3/99	.143 by Bowling Green 11/15/99
	.000 vs. Michigan St. (0-12) 3/17/99	

Free Throws

High	35 vs. Fairfield 3/15/00	29 by Oklahoma, 11/24/00
Low	5 vs. Iowa 2/7/02 (5-8)	3 by Michigan State 3/22/00

Free Throws Attempted

High	*47 vs. UCSB 11/20/98	40 by UCSB 11/20/98
Low	8 vs. Iowa 1/7/02 (5-8)	6 by NU 2/1/98 and MSU 3/22/00

Free Throw Percentage

High	.952 vs. Michigan 1/20/00	.923 by Purdue 2/15/98
Low	.400 vs. Marquette 12/3/98	.267 by Michigan 1/23/98

Total Rebounds

High	66 vs. Loyola, 12/5/00	53 by UCSB 11/20/98
Low	17 vs. Rutgers 1/17/99	22 by Ohio State 2/25/01

Defensive Rebounds

High	41 vs. Michigan 1/23/98	32 by UCSB 11/20/98
Low	11 vs. Rutgers 1/17/99	10 by DePaul 3/19/00

Offensive Rebounds

High	25 vs. IUPUI 12/12/00	24 by Tennessee 12/5/00
Low	6 vs. Rutgers 1/17/99	6 two teams

Assists

High	25 vs. Cleveland St. 11/27/01	24 by UW-Green Bay 1/7/01
Low	8 vs. UCSB 11/20/98	6 by IUPUI 12/12/00

Blocked Shots

High	9 vs. Drake 12/13/01	5 by Purdue 12/28/00
Low	0 several times	0 several teams

Steals

High	18 vs. Bowling Grn 11/15/98 & CSU	17 by Tenn 12/5/00 & Ill 1/17/02
Low	4 vs. Michigan 1/23/98	3 by MSU 1/30/98 & Wash 11/18/01

Turnovers

High	27 vs. UW Milwaukee 11/17/98	32 by UCSB 11/20/98
Low	*9 vs. Michigan 1/23/98	6 by Michigan 1/23/98
	*9 vs. Michigan State 1/30/98	

Fouls

High	30 vs. Illinois 1/4/00	34 by UCSB 11/20/98
Low	8 vs. Michigan State 2/13/00	12 by three teams

Attendance

*17,142 vs. Minnesota (Big Ten Record), 1/20/02

*Indicates School Record

UW TEAM HISTORY AND HIGHLIGHTS

Wisconsin's Post-Season Results

The Badger women have qualified for nine national post-season basketball tournament in the 28-year history of the program.

In 1999 and 2000, the Badgers were one of 32 teams invited to the Women's National Invitational Tournament (WNIT). UW won the WNIT in 2000.

Wisconsin attended its sixth NCAA tournament in 2002, including five since 1995, and has a 2-6 overall record in NCAA play. Jane Albright's NCAA record while at Wisconsin is: 2-5; her career NCAA record is 4-9 overall, and 10-3 in the WNIT

2001-02	NCAA Championship (0-1) (Coach Jane Albright) March 16 1st round: Arizona State	Midwest Region #8 seed/64 L 70-73	Site Nashville, Tenn.	UW Scoring Leaders Jessie Stomski-19
2000-01	NCAA Championship (0-1) (Coach Albright) March 16 1st round: Missouri	East Region #7 seed/64 L 68-71	Athens, Ga.	Jessie Stomski-29
1999-2000	WNIT Championship (5-0) (Coach Albright) March 15 1st-Round: Fairfield March 19 2nd Round: DePaul March 17 Quarters: Michigan State March 20 Semifinals: Colorado State March 23 Championship: Florida	W 83-46 W 82-76 W 77-45 W 78-60 W 75-74	Madison, Wis. Madison, Wis. Madison, Wis. Madison, Wis. Madison, Wis.	Sims & Stomski-13 Sims-20 Sims-28 Paulus-18 Moore-25
1998-99	WNIT Championship (4-1) (Coach Albright) March 11 1st-Round: Indiana State March 14 2nd Round: Siena March 17 Quarters: Michigan State March 20 Semifinals: Memphis March 23 Championship: Arkansas	W 80-43 W 107-85 W 70-69 OT W 92-73 L 64-67	Madison, Wis. Madison, Wis. Madison, Wis. Madison, Wis. Fayetteville, Ark.	Moore-28 Sims-24 Sims-22 Moore & Stomski-21 Sims-21
1997-98	NCAA Championship (0-1) (Coach Albright) March 14 1st round: Virginia Tech	West Region #6 seed/64 L 64-75	Gainesville, Fla.	Sims-20
1995-96	NCAA Championship (1-1) (Coach Albright) March 15 1st round: Oregon March 17 2nd round: #12 Vanderbilt	Midwest Region #6 seed/64 W 74-60 L 94-82	Nashville, Tenn. Nashville, Tenn.	Franke-24 Voigt-20
1994-95	NCAA Championship (1-1) (Coach Albright) March 16 1st round: #23 Kansas March 18 2nd round: #5 Texas Tech	Midwest Region #10 seed/64 W 73-72 L 65-88	Lubbock, Texas Lubbock, Texas	Anderson-22 Franke-23
1991-92	NCAA Championship (0-1) (Coach Murphy) March 18 1st round: Montana	West Region #6 seed/48 L 74-85	Madison, Wis.	Threatt-20
1981-82	AIAW Championship (1-1) (Coach Qualls) March 21 1st round: Colorado March 23 Quarterfinals: #6 Texas	MAIAW Regional Champions, 3-0; Top 16 teams to qualify for Natls W 60-59 L 61-73	Austin, Texas Austin, Texas	J. Huff-12 Pruitt-13



Wisconsin's 2001 team finished second in the Big Ten Conference with a 12-4 record, and advanced to the NCAA 1st round in Athens, Ga., where it was upset by a hot-shooting Missouri team.

Wisconsin's Post-Season Results

WISCONSIN'S NCAA TOURNAMENT RECORD: 2-6; First Round: 2-4; Second Round: 0-2

YEAR -- OPP	Result	FG-FGA	3P-3PA	FT-FTA	PTS	REB	PF	AST	TO	BL	ST
'02-Arizona State	UW	29-61	3-7	9-11	70	34	15	11	15	2	4
L 70-73	Arizona State	29-62	4-11	11-18	73	33	11	11	11	4	4
YEAR -- OPP	Result	FG-FGA	3P-3PA	FT-FTA	PTS	REB	PF	AST	TO	BL	ST
'01-Missouri	#25 UW	27-55	4-9	10-15	68	40	12	13	21	3	7
L 68-71	Missouri	29-71	8-20	5-6	71	35	13	15	13	7	12
YEAR -- OPP	Result	FG-FGA	3P-3PA	FT-FTA	PTS	REB	PF	AST	TO	BL	ST
'98-Virgina Tech	#23 UW	23-65	3-10	15-28	64	50	19	9	16	4	10
L 64-75	Virginia Tech	23-51	2-8	27-31	75	37	22	14	17	1	8
YEAR -- OPP	Result	FG-FGA	3P-3PA	FT-FTA	PTS	REB	PF	AST	TO	BL	ST
'96-Oregon	UW	28-58	4-8	14-17	74	33	13	18	11	2	12
W 74-60	Oregon	21-50	5-8	13-18	60	30	17	7	18	5	5
'96-Vanderbilt	UW	27-67	3-8	25-29	82	39	23	13	16	1	13
L 82-96	#12 Vanderbilt	33-52	6-11	24-34	96	30	18	27	20	10	8
YEAR -- OPP	Result	FG-FGA	3P-3PA	FT-FTA	PTS	REB	PF	AST	TO	BL	ST
'95-Kansas	UW	29-63	5-11	10-15	73	35	13	15	15	1	6
W 73-72	#23 Kansas	28-60	5-13	14-18	72	35	16	10	16	3	8
'95-Texas Tech	UW	22-61	9-23	12-19	65	38	18	11	19	2	7
L 65-88	#5 Texas Tech	35-74	3-7	15-19	88	48	14	25	9	2	12
YEAR -- OPP	Result	FG-FGA	3P-3PA	FT-FTA	PTS	REB	PF	AST	TO	BL	ST
'92-Montana	UW	26-71	6-29	16-24	74	40	24	16	20	5	14
L 74-85	Montana	34-66	3-7	14-22	85	47	21	13	25	2	10

Game Summaries

2001-02: The Badgers made their sixth NCAA tournament field and fifth under Jane Albright as the No. 8 seed in the Midwest Region. UW lost to Arizona State, 73-70, in the first round at Nashville, Tenn.

2000-01: The 25th-ranked Badgers made their fifth NCAA tournament field and fourth under Jane Albright as the No. 7 seed in the East Region. UW was upset in the first round by 10th-seed Missouri, 68-71.

1999-00: The Badgers again missed NCAA qualifying but were one of 32 teams included in the WNIT tournament. UW played host to all five rounds (5-0 record) defeating Florida in the championship final at the Kohl Center in Madison, 75-74, to claim the national crown.

1998-99: The Badgers missed NCAA qualifying but were one of 32 teams included in the WNIT tournament. UW played host to four rounds (4-0 record) then met Arkansas in the championship game in Fayetteville losing, 64-67.

1997-98: The Badger team was appointed the No. 6 seed in the West Regional taking on the 11th-seeded Virginia Tech Hokies. The Hokies upset the 23rd-ranked Badgers in the opener, 64-75.

1995-96: The Badger team tied the highest seed in NCAA bids at sixth in the Mideast Region. The Badgers won the first round game with a 74-60 win over the Pac-10's Oregon, and lost to the host school Vanderbilt, 94-82.

1994-95: The Badgers assumed the No. 10 seed in the Midwest region and won their first-ever NCAA game in a one-point, 73-72 thriller over No. 23 Kansas. The Badgers lost to No. 5 Texas Tech in the subregional final in Lubbock, Texas.

1991-92: The Badgers received their first NCAA bid after a 20-9 season and third-place Big Ten finish (13-5 record). Wisconsin, the sixth seed in the West Region, lost to Montana in the first round in Madison, 74-85.

1981-82: The Badger team qualified for the Association of Intercollegiate Athletics for Women (AIAW) national tournament losing in the quarterfinals at Texas, and finishing the season with a 21-13 record for the most wins in Badger history (until 1996). Wisconsin won the Midwest AIAW Regional tournament (MAIAW) to advance to the national championship. UW won its first game, 60-59, over Colorado to enter the Elite Eight before losing to host and No. 6 Texas, 61-73.



A game-winning basket at the buzzer by Sharon Johnson allowed the Badger team to advance to its first-ever NCAA second round with a 73-72 win over 23rd-ranked Kansas in the 1995 NCAA Tournament in Lubbock, Texas.

OTHER WISCONSIN TEAM NOTES

Wisconsin vs. Nationally-Ranked Opponents

3/1/02	W	74-64	Minnesota (19th) (at Big Ten Tournament, Indianapolis)
2/21/02	L	74-76	Minnesota (14th)
2/17/02	L	62-78	Texas Tech (16th)
2/3/02	L	55-65	Purdue (7th)
1/6/02	W	89-74	MICHIGAN (18th)
12/28/01	W	71-59	PURDUE (7th)
12/8/01	W	65-48	NC STATE (10th)
11/25/01	W	61-49	Florida (12th) (at Paradise Jam Tournament, St. Thomas, Virgin Islands)
11/18/01	W	87-67	WASHINGTON (19th)
2/18/01	W	86-75	PENN STATE (18th)
1/28/01	L	75-70 OT	at Purdue (6th)
12/28/00	L	58-70	at Purdue (8th)
12/3/00	L	66-90	at Tennessee (2nd)
11/24/00	W	97-77	OKLAHOMA (12th)
11/22/00	L	56-83	NOTRE DAME (5th)
11/18/00	L	57-71	vs. Oregon (24th) (at NC State Glaxco Tournament, Raleigh, N.C.)
3/3/00	L	65-74	at Purdue (18th)
2/6/00	L	62-57	PENN STATE (6th)
1/30/00	L	54-68	at Penn State (7th)
1/4/00	L	74-80	at Illinois (15th)
12/30/99	L	58-83	PURDUE (13th)
12/5/99	L	62-85	TENNESSEE (3rd)
11/27/99	L	61-63	at Rutgers (8th)
11/21/99	W	92-85 OT	NEBRASKA (24th)
2/5/99	L	71-73 OT	PENN STATE (18th)
1/29/99	L	61-91	at Penn State (21st)
1/24/99	L	56-76	at Purdue (3rd)
1/17/99	L	62-78	RUTGERS (13th)
1/5/99	L	55-70	at Ohio State (23rd)
12/5/98	L	70-84	vs. Texas Tech (12th)
11/29/98	L	66-78	at Stanford (25th)
11/20/98	W	103-90	SANTA BARBARA (22nd)
2/20/98	W	73-69	ILLINOIS (9th)
1/11/98	W	80-66	W. KENTUCKY (19th)
1/6/98	L	65-70	at Purdue (23rd)
1/4/98	W	74-64 OT	at Georgia (17th) CBS
12/20	L	66-87	vs. Tennessee (NO. 1) ESPN2 (at Great Alaska Shootout, Anchorage, Alaska)
12/30/98	L	75-83	at Illinois (13th)
11/21/97	W	90-82	STANFORD (4th) (win over highest ranked opponent)
2/21/97	L	78-82	at Illinois (17th)
2/4/97	L	74-78	at Tennessee (9th)
12/27/96	W	83-77	PENN STATE (15th)
12/13/96	L	67-74	GEORGIA (4th) ESPN2
12/9/96	W	81-69	at Notre Dame (10th) (win over highest ranked opponent on the road)
3/17/96	L	82-96	at Vanderbilt (12th) ESPN (at Nashville, Tenn., NCAA Mideast Subregional)
2/18/96	L	63-67	at Iowa (7th)
2/8/96	L	61-72	at Tennessee (6th)
2/2/96	W	69-68	at Northwestern (23rd)
1/28/96	W	87-69	PENN STATE (10th)
1/26/96	W	98-95 2OT	at Purdue (21st)
1/5/96	L	48-68	at Iowa (11th)
12/3/95	L	69-77	at Texas Tech (10th) (at Rice Invitational, Dallas, Texas)

3/18/95	L	65-88	at Texas Tech (5th)
			(at Lubbock, Texas, NCAA Mideast Subregional)
3/16/95	W	73-72	vs. Kansas (23rd)
			(at Lubbock, Texas, NCAA Mideast Subregional)
1/29/95	L	55-58	at Penn State (10th)
1/27/95	L	66-68	at Purdue (19th)
1/8/95	W	76-69	OHIO STATE (22nd)
3/6/94	L	45-93	at Purdue (10th)
2/23/94	L	59-88	PENN STATE (2nd)
2/6/94	L	64-77	PURDUE 12th)
1/30/94	L	53-73	at Penn State (NO. 1)
1/28/94	W	99-73	at Ohio State (17th)
1/23/94	L	85-101	at Northwestern (19th)
1/7/94	L	67-74	at Iowa (2nd)
2/28/93	L	66-95	at Penn State (6th)
2/26/93	L	58-95	at Ohio State (7th)
1/31/93	L	73-90	PENN STATE (6th)
1/29/93	L	66-70	OHIO STATE (6th)
1/8/93	L	39-65	at Iowa (5th)
3/8/92	L	36-63	at Iowa (8th)
2/21/92	W	80-69	PURDUE (9th)
2/7/92	W	74-58	IOWA (5th)
2/2 /92	L	75-86	at Penn State (8th)
1/31/92	W	91-89	NORTHWESTERN (22nd)
1/26/92	L	56-82	at Purdue (12th)
11/29/91	W	70-63	vs. Auburn (11th) (at Salt Lake City, Utah's Rainbo Classic)
3/9/91	L	76-85 OT	at Iowa (24th)
2/22/91	L	53-93	at Purdue (6th)
2/15/91	L	72-93	at Northwestern (19th)
2/10/91	W	78-75	MICHIGAN ST (23rd)
1/27/91	L	87-97	PURDUE (23rd)
1/18/91	L	85-86	at Northwestern (15th)
1/2/91	W	78-67	IOWA (15th)
11/23/90	L	91-99 OT	vs. Washington (13th) (at Boulder, Colo., Coors Classic)
3/4/90	L	60-77	IOWA (11th)
2/23/90	L	63-81	at Purdue (15th)
2/9/90	L	62-73	NORTHWESTERN (15th)
2/2/90	L	52-84	at Iowa (13th)
1/28/90	L	72-92	PURDUE (10th)
1/12/90	L	57-72	at Northwestern (25th)
3/8/89	L	61-77	OHIO STATE (15th)
2/27/89	W	81-67	PURDUE (11th)
2/3/89	L	57-67	IOWA (7th)
1/15/89	L	56-69	PURDUE (9th)
11/25/88	L	62-119	at Stanford (8th)
3/12/88	L	50-98	at Iowa (2nd)
2/19/88	L	70-87	OHIO STATE (9th)
1/24/88	L	54-84	at Ohio State (8th)
1/8/88	L	59-79	IOWA (NO. 1)
11/27/87	L	66-86	at Duke (16th)
3/7/87	L	56-78	at Iowa (10th)
2/13/87	L	62-97	at Ohio State (12th)
2/8/87	L	49-89	ILLINOIS (19th)
1/9/87	L	67-82	at Illinois (17th)
1/2/87	L	44-83	IOWA (14th)

Games at home indicated by CAPS

BADGER RECORDS VS. NATIONALLY RANKED OPPONENTS

Games Won: 29

Games Lost: 76

Vs. No. 1 Ranked Opponents: 0-3

Wisconsin's Century Games (Record 15-4)

2000-01	11/19 vs. Elon, 102-49	W
	12/5 vs. Loyola (Chicago), 101-53	W
1998-99	11/20 vs. UC-Santa Barbara, 103-90	W
	3/14 vs. Siena NIT, 107-85	W
1996-97	11/30 at UC-Santa Barbara, 100-95	W
	2/11 vs. Cleveland State, 103-64	W
1993-94	12/9 vs. UW-Milwaukee, 108-58	W
	12/13 at UI-Chicago, 101-72	W
	1/23 vs. Northwestern, 85-103	L
1992-93	2/19 vs. Northwestern, 90-103	L
1991-92	12/13 vs. W. Illinois, 112-69	W
1990-91	12/9 at Creighton, 101-93	W
	1/6 vs. Minnesota, 102-77	W
	2/1 at Indiana, 86-103	L
	2/8 vs. Michigan, 101-88	W
1987-88	12/4 at Florida State, 67-100	L
1982-83	12/5 vs. Bradley, 123-79	**W
1978-79	12/13 vs. UW-Milwaukee, 115-50	W
1977-78	12/14 vs. DePaul, 106-55	W
	1/17 vs. Northern Illinois, 100-42	W

** 123 is the UW women's school record for most points

% 115-50 (65 difference) is the UW women's record for largest winning margin

Wisconsin in Big Ten Openers (Record 8-12 since 1982)

12/28/01	W	71-59	PURDUE (7th-ranked)
12/28/00	L	58-70	PURDUE (8th-ranked)
12/30/99	L	58-83	PURDUE (13th-ranked)
12/28/98	W	70-59	MINNESOTA
12/28/97	L	71-86	at Penn State
12/27/96	W	83-77	PENN STATE (15th-ranked)
12/27/95	W	89-48	MICHIGAN
12/28/94	W	85-71	at Michigan
1/7/94	L	67-74	IOWA (2nd-ranked)
1/8/93	L	39-65	at Iowa (5th-ranked)
1/10/92	L	52-77	at Indiana
1/2/91	W	78-67	IOWA (5th ranked)
1/5/90	L	80-92	INDIANA
1/6/89	L	55-73	at Indiana
1/8/88	L	59-79	IOWA (1st-ranked)
1/2/87	L	44-83	IOWA (14th-ranked)
1/5/86	L	64-68	at Northwestern
1/6/85	L	58-76	NORTHWESTERN
1/6/84	W	92-62	PURDUE
1/7/83	W	58-55	at Purdue

Wisconsin on the Road

The best overall road record in program history was 10-4 in 1982-83, when the program was 19-8 overall and 6-3 in Big Ten road games. Including the 1983 through 2002 seasons, the Badgers are 49-123 in Big Ten road games. Overall, the cumulative game road figure is 113-183 since 1982-83.

All-Time Points Scored & Allowed

Year	Overall (Pct.)	Pts scored	Pts. allowed
Coach: Marilyn Harris (two years—16-20 .444)			
1974-75	11-7 (.611)	955 (53.1)	959 (53.3)
1975-76	5-13 (.277)	785 (43.6)	1212 (67.3)

Coach: Edwina Qualls (10 years—131-141 .482) Big Ten Record 31-41 .430; AIAW 1-1

1976-77	7-14 (.333)	1281 (61.0)	1332 (63.4)
1977-78	14-10 (.583)	1715 (71.4)	1490 (62.0)
1978-79	13-11 (.541)	1685 (70.2)	1573 (65.5)
1979-80	11-16 (.407)	1794 (66.4)	1877 (69.5)
1980-81	13-18 (.419)	2225 (71.8)	2137 (68.9)
1981-82	21-13 (.618)	2426 (71.4)	2209 (65.0)
1982-83*	19-8 (.704)	2006 (74.3)	1752 (64.9)
1983-84	18-10 (.642)	1832 (65.4)	1676 (59.9)
1984-85	11-17 (.393)	1789 (63.9)	1910 (68.2)
1985-86	4-24 (.143)	1645 (58.8)	1968 (70.3)

Coach: Mary Murphy (eight years—87-135 .392) Big Ten Record 44-100 .305; NCAA 0-1

1986-87	9-19 (.321)	1777 (63.5)	2079 (74.3)
1987-88	4-24 (.143)	1775 (63.4)	2073 (74.0)
1988-89	13-14 (.481)	1805 (66.9)	1895 (70.2)
1989-90	8-20 (.286)	1936 (69.1)	2089 (74.6)
1990-91	13-15 (.464)	2288 (81.7)	2339 (83.5)
1991-92	20-9 (.690)	2207 (76.1)	2024 (69.8)
1992-93	7-20 (.259)	1858 (68.8)	2106 (78.0)
1993-94	13-14 (.481)	2018 (74.7)	1975 (73.2)

Coach: Jane Albright (eight years—154-86 (.642) Big Ten Record 77-51 (.601); NCAA 2-5

1994-95	20-9 (.690)	2125 (73.3)	1958 (66.8)
1995-96	21-8 (.724)	2275 (78.4)	1941 (66.9)
1996-97	16-11 (.593)	1991 (73.7)	1868 (69.2)
1997-98	21-10 (.677)	2337 (75.4)	2142 (69.2)
1998-99	18-14 (.518)	2354 (73.6)	2275 (71.1)
1999-00	21-12 (.636)	2345 (71.1)	2181 (66.1)
2000-01	18-10 (.643)	2135 (76.2)	1863 (66.5)
2001-02	19-12 (.642)	2204 (71.1)	2055 (66.3)

Program Record	28 years	388-382 (.504)
Big Ten Records	20 years	152-192 (.441)
Home Records	28 years	220-126 (.636)

Wisconsin's History in the Polls

2001-02 (14 weeks)

	AP	Rec.	USA
11/5	NR	0-0	NR
11/12	NR	0-0	NR
11/20	23rd	1-0	NR
11/26	20th	2-1	NR
12/3	19th	5-1	22nd
12/10	15th	7-1	19th
12/17	15th	9-1	19th
12/24	14th	9-1	14th
12/31	12th	11-1	13th
1/7	5th	13-1	9th
1/14	5th	15-1	7th
1/21	9th	16-2	8th
1/28	15th	16-4	13th
2/4	21st	16-6	16th
2/11	25th	16-7	19th
2/18	NR	17-8	25th
2/25	NR	17-10	NR
3/4	NR	19-11	NR
3/10	NR	19-11	NR
3/17	NR	19-12	NR

NOTE: 5th on Jan. 7 was the highest rank ever in the AP poll and 7th on Jan. 14 was the highest ranking in the ESPN/USA Today coaches poll

2000-01 (14 weeks)

11/7	18th	0-0	23rd
11/13	16th	0-0	--
11/20	19th	1-1	--
11/27	18th	2-2	--
12/4	22nd	3-3	25th
12/11	23rd	4-3	--
12/18	24th	5-3	--
12/25	--(26)	5-3	--
12/31	--(26)	6-4	--
1/7	--	7-5	--
1/15	--	8-6	--
1/22	--	11-6	--
1/29	25th	12-7	--
2/5	20th	14-7	--
2/11	22nd	15-8	--
2/19	21st	16-8	25th
2/25	20th	18-8	24th
3/5	25th	18-9	25th
3/11	24th (final)	18-9	NR
4/2	24th	18-10	NR

1999-00 (1 week)

11/22	25th	2-0	NR
-------	------	-----	----

1998-99 (4 weeks)

11/9	--	0-0	23rd
11/16	25th	1-0	23rd
11/23	23rd	2-0	20th
12/4	--	4-1	21st

1997-98 (16 weeks)

11/12	T25th	0-0	NR
11/19	NR	0-0	NR
11/24	23rd	1-0	23rd
12/1	19th	4-0	19th
12/8	17th	5-0	15th
12/15	9th	7-0	10th
12/22	8th	9-1	8th
12/29	11th	9-2	10th
1/5	15th	10-2	12th
1/12	14th	12-4	11th
1/18	17th	13-5	15th
1/26	20th	15-6	18th
2/1	16th	17-6	15th
2/8	19th	17-7	19th
2/16	23rd	18-8	22nd
2/23	24th	20-8	21st
3/2	NR	21-9	23rd
3/8	NR	21-9	24th
3/31	NR	21-10	NR

1996-97 (13 weeks)

11/12	22nd	0-0	19th
11/19	23rd	1-0	20th
11/25	23rd	3-0	19th
12/3	23rd	5-0	18th
12/9	19th	7-0	13th
12/16	18th	7-1	13th
12/23	16th	7-1	12th
12/30	20th	8-2	13th
1/6	17th	10-2	11th
1/13	20th	10-3	14th
1/20	16th	12-3	14th
1/27	16th	14-3	10th
2/4	23rd	14-5	16th
2/10	NR	14-7	22nd
2/17	NR	16-8	NR

1995-96 (18 weeks)

11/14	22nd	0-0	NR
11/20	21st	0-0	NR
11/27	20th	0-0	NR
12/4	18th	3-1	NR
12/10	17th	5-1	NR
12/17	17th	6-1	24th
12/26	17th	6-1	22nd
1/2	18th	8-1	21st
1/8	17th	9-2	21st
1/15	14th	11-2	18th
1/22	13th	14-2	15th
1/29	10th	16-2	12th
2/5	8th	18-2	11th
2/11	11th	18-4	14th
2/19	13th	19-5	14th
2/26	15th	20-6	15th
3/4	17th	20-7	20th
3/31	18th	21-8	20th

1994-95 (2 weeks)

1/9	24th	11-2	23rd
1/17	NR	11-3	25th
1/23	NR	13-3	22nd
1/30	NR	13-5	23rd
2/6	25th	15-5	21st
2/13	NR	16-6	24th
2/20	NR	18-6	24th

1991-92 (5 weeks)

2/10	25th	14-5	NR
2/17	24th	16-5	23rd
2/24	22nd	18-5	21st
3/3	23rd	18-6	21st
3/9	25th	19-7	NR

Wisconsin's History in Tournaments

2001-2002

Paradise Jam Tournament, St. Thomas, Virgin Islands	1-1	3rd
Arizona Classic, Tucson, Ariz.	2-0	1st
Big Ten Tournament, Indianapolis, Ind.	2-1	T3rd
NCAA Tournament, Nashville, Tenn.	0-1	1st Rnd

2000-2001

NC State Tournament, Lincoln, Neb.	1-1	3rd
Coaches vs. Cancer Tournament, Madison, Wis.	1-1	3rd
Big Ten Tournament, Grand Rapids, Mich.	0-1	T5th
NCAA Tournament, Athens, Ga.	0-1	1st Rnd

1999-2000

Nebraska Tournament, Lincoln, Neb.	2-0	1st
Big Ten Tournament, Indianapolis, Ind.	1-1	T5th
WNIT Tournament, Madison, Wis. (Champions)	5-0	1st

1998-99

Rice Tournament, Houston, Texas	1-1	3rd
Big Ten Tournament, Indianapolis, Ind.	0-1	T5th
WNIT Tournament, Fayetteville, Ark. (Runnerup Champions)	4-1	2nd

1997-98

Maine Tournament, Orono, ME	2-0	1st
Northern Lights Tournament, Anchorage, Alaska	2-1	2nd
Big Ten Tournament, Indianapolis, Ind.	1-1	T5th
NCAA Tournament, Gainesville, Fla.	0-1	1st Rnd

1996-97

UC-Santa Barbara Shootout, Santa Barbara, Calif.	2-0	1st
Big Ten Tournament, Indianapolis, Ind.	0-1	T9th

1995-96

Texas Tech Tournament, Lubbock, Texas	1-1	2nd
Big Ten Tournament, Indianapolis, Ind.	0-1	T5th
NCAA Tournament, Nashville, Tenn.	1-1	2nd Rnd

1994-95

St. Mary's Thanksgiving Classic, Moraga, Calif.	2-0	1st
Arkansas Dial Classic, Fayetteville, Ark.	1-1	3rd
Big Ten Tournament, Indianapolis, Ind.	0-1	T5th
NCAA Tournament, Lubbock, Texas	1-1	2nd Rnd

1993-94

Brown Tournament, Providence, R.I.	1-1	3rd
------------------------------------	-----	-----

1992-93

Memphis State Tournament, Memphis, Tenn.	1-1	3rd
--	-----	-----

1991-92

Utah Rainbo Classic, Salt Lake City, Utah	1-1	2nd
NCAA Tournament, Madison, Wis.	0-1	1st Rnd

1990-91

Colorado Coors Classic, Boulder, Colo.	1-1	3rd
--	-----	-----

1989-90

Texas A & M Tournament, College Station, Texas	0-2	4th
Princeton Tournament, Princeton, N.J.	1-1	3rd

1987-88

Florida State Tournament, Tallahassee, Fla.	0-2	4th
---	-----	-----

1986-87

Cincinnati Tournament, Cincinnati, Ohio	1-1	2nd
---	-----	-----

1985-86

University of Virginia, Charlottesville, Vir.	0-2	4th
Badger Invitational, Madison, Wis.	1-1	2nd

1984-85

Nebraska Tournament, Lincoln, Neb.	0-2	4th
Louisiana Tech, Ruston, La.	1-1	3rd

1983-84

Kentucky Tournament, Lexington, Ken.	0-2	4th
University of Miami Classic, Miami, Fla.	0-2	----

1981-82

Drake Turkey Tournament, Des Moines, Iowa	1-1	----
Dartmouth Tournament, Hanover, N.H.	2-0	1st
Big Ten Championship, East Lansing, Mich.	1-1	T5th
MAIAW Regional Tournament, Terre Haute, Ind/	3-0	1st
AIAW Quarterfinals, Austin, Texas	1-1	Top 8

1980-81

Drake Turkey Tournament, Des Moines, Iowa	1-2	
Badger Invitational, Madison, Wis.	1-1	2nd
Big Ten Tournament, Evanston, Ill.	1-1	T5th

1979-80

William Penn College Tournament, Oskaloosa, Iowa	2-1	2nd
Big Ten Tournament, Madison, Wis.	0-1	T5th
MAIAW Regional Tournament, Terre Haute, Ind.	0-1	T7th

1978-79

Badger Invitational, Madison, Wis.	1-1	3rd
Big Ten Tournament, Bloomington, Ind.	0-1	T7th
WWIAC State Tournament, Oshkosh, Wis.	2-1	2nd

1977-78

S.Illinois Saluki Invitational, Carbondale, Ill.	0-2	4th
Big Ten Tournament, West Lafayette, Ind.	0-1	T7th
WWIAC State Tournament, Eau Claire, Wis.	3-0	1st
MAIAW Regional, East Lansing, Mich.	2-1	T5th

1976-77

Big Ten Tournament, West Lafayette, Ind.	0-2	T8th
WWIAC State Tournament, Stevens Point, Wis.	0-2	----

1975-76

Big Ten Tournament, West Lafayette, Ind.	0-3	8th
--	-----	-----

NOTE: The Arizona Classic basketball title won in 2001 was the ninth tournament title won by a Wisconsin team and the sixth under Jane Albright

Wisconsin's All-Time Program Marks and Coaching Records



Marilyn Harris
1974-76
16-20 (2 years)



Edwina Qualls
1976-86
131-141 (10 years)



Mary Murphy
1986-94
87-135 (8 years)



Jane Albright
1994-2002
154-86 (8 years)

Year	Overall	(Pct.)	Home	Away	(BT away)	Big Ten	BT Finish	Regional	Nationals
Coach: Marilyn Harris (two years—16-20 .444)									
1974-75	11-7	(.611)	6-2	5-5					
1975-76	5-13	(.277)	3-4	2-9					
Coach: Edwina Qualls (ten years—131-141 .482; Big Ten Record 31-41 .430); AIAW 1-1									
1976-77	7-14	(.333)	3-4	4-10			8th (Tie)		
1977-78	14-10	(.583)	5-5	9-5			7th (Tie)	MAIAW-5th (Tie)	
1978-79	13-11	(.541)	7-3	6-8			7th (Tie)		
1979-80	11-16	(.407)	4-4	7-12			5th (Tie)	MAIAW-7th (Tie)	
1980-81	13-18	(.419)	6-6	7-12			5th (Tie)		
1981-82	21-13	(.618)	9-1	11-12			5th (Tie)	MAIAW-1st	Quarterfinals (AIAW)
1982-83*	19-8	(.704)	9-4	10-4	(6-3)	11-7 (.611)	5th		
1983-84	18-10	(.643)	12-1	6-9	(5-4)	13-5 (.722)	2nd		
1984-85	11-17	(.393)	7-6	4-11	(2-7)	6-12 (.333)	7th (Tie)		
1985-86	4-24	(.143)	2-12	2-12	(0-9)	1-17 (.055)	10th		
Coach: Mary Murphy (eight years—87-135 .392; Big Ten Record 44-100 .305); NCAA 0-1									
1986-87	9-19	(.321)	4-10	5-9	(2-7)	4-14 (.222)	8th (Tie)		
1987-88	4-24	(.143)	3-10	1-14	(1-8)	2-16 (.111)	10th		
1988-89	13-14	(.481)	10-4	3-10	(0-9)	5-13 (.277)	8th (Tie)		
1989-90	8-20	(.286)	5-9	3-11	(1-8)	3-15 (.166)	9th (Tie)		
1990-91	13-15	(.464)	10-4	3-11	(0-9)	7-11 (.388)	7th		
1991-92	20-9	(.690)	12-3	8-6	(5-4)	13-5 (.722)	3rd	NCAA-West	1st round (NCAA)
1992-93	7-20	(.259)	5-8	2-12	(1-8)	4-14 (.222)	10th		
1993-94	13-14	(.481)	9-6	4-8	(2-7)	6-12 (.333)	9th		
Coach: Jane Albright (eight years—154 (.642); Big Ten Record 77-51 (.601); NCAA 2-5									
1994-95	20-9	(.690)	11-1	9-8	(4-4)	11-5 (.688)	3rd	NCAA-Midwest	2nd round (NCAA)
1995-96	21-8	(.724)	10-2	11-6	(5-3)	12-4 (.750)	3rd	NCAA-Mideast	2nd round (NCAA)
1996-97	16-11	(.593)	9-3	7-8	(2-6)	8-8 (.500)	T6th		
1997-98	21-10	(.677)	11-1	10-9	(2-6)	9-7 (.562)	6th	NCAA-West	1st Round (NCAA)
1998-99	18-14	(.518)	15-3	3-11	(2-6)	9-7 (.562)	T4th		WNIT 2nd Place
1999-00	21-12	(.636)	12-4	6-7	(3-5)	8-8 (.500)	T5th		WNIT Champions
2000-01	18-10	(.643)	11-3	7-7	(5-3)	12-4 (.750)	T2nd	NCAA East	1st Round (NCAA)
2000-01	19-12	(.642)	10-3	9-9	(3-5)	8-8 (.500)	T8th	NCAA Midwest	1st Round (NCAA)

Program Record: 28 years 388-382 (.504)
Big Ten Records: 20 years 152-192 (.441)
Home Records: 28 years 220-126 (.636)

* 1982-83 was the first season of Big Ten Round Robin Competition and the first season of NCAA affiliation. 1994-95 was the first year for the Big Ten Tournament which determines the automatic conference qualifier to the NCAA Championship. Regional competition was held from 1975-82, while national championships were directed by the Association of Intercollegiate Athletics for Women (AIAW) prior to sponsorship by the NCAA. NCAA Subregionals began in 1995.

2001-02 FINAL STATISTICS

Cumulative Statistics

Overall Record: 19-12; Non-Conference 9-2; Home 10-3; Away 9-9

##	Player	GP-GS	Min	Avg	TOTAL			3-PTS			REBOUNDS											PF/FO	A	TO	Blk	Stl	Pts	Avg
					FG	FGA	Pct	3FG	FGA	Pct	FT	FTA	Pct	Off	Def	Tot	Avg											
41-	Stomski, Jessie	31-31	1032	33.3	231	481	.480	3	20	.150	103	161	.640	74	202	276	8.9	76/4	54	96	16	27	568	18.3				
30-	Moore, Tamara	31-31	1052	33.9	186	378	.492	49	135	.363	95	114	.833	45	114	159	5.1	97/6	188	151	24	90	516	16.6				
32-	Black, Kyle	31-31	966	31.2	126	292	.432	78	206	.379	40	47	.851	20	49	69	2.2	31/0	69	56	3	34	370	11.9				
44-	Ashbaugh, Emily	31-30	717	23.1	92	180	.511	0	0	.000	23	39	.590	57	91	148	4.8	100/1	32	64	43	18	207	6.7				
25-	Gebisa, Ebba	28-0	569	20.3	53	130	.408	0	2	.000	34	45	.756	40	59	99	3.5	40/0	11	39	13	15	140	5.0				
43-	Seeger, Kristi	31-21	544	17.5	44	108	.407	1	6	.167	30	36	.833	52	69	121	3.9	22/0	41	42	6	22	19	3.8				
11-	Rich, Stephanie	31-3	428	13.8	36	109	.330	20	69	.290	8	21	.381	28	45	73	2.4	27/0	32	28	9	26	100	3.2				
22-	Hefte, Leah	28-0	274	9.8	28	81	.346	16	48	.333	11	17	.647	8	22	30	1.1	21/0	13	23	0	5	83	3.0				
01-	Smith, Candas	30-7	413	13.8	17	56	.304	6	17	.353	14	18	.778	6	28	34	1.1	60/2	56	58	1	36	54	1.8				
52-	Jirovec, Sarah	22-1	115	5.2	8	22	.364	0	0	.000	8	12	.667	3	10	13	0.6	13/0	2	7	0	1	24	1.1				
42-	Jauch, Leslie	14-0	63	4.5	4	9	.444	0	0	.000	4	6	.667	1	8	9	0.6	9/0	0	5	1	2	12	0.9				
40-	Nicols, Shawna	17-0	94	5.5	4	14	.286	1	7	.143	2	6	.333	1	8	9	0.5	5/0	11	8	2	3	11	0.6				
15-	Aagaard, Katy	1-0	2	2.0	0	0	.000	0	0	.000	0	0	.000	0	0	0	0.0	0/0	0	0	0	0	0	0.0				
12-	Simmons, Abby	1-0	3	3.0	0	0	.000	0	0	.000	0	0	.000	0	0	0	0.0	0/0	0	0	0	0	0	0.0				
2-	Liegel, Jessica	1-0	2	2.0	0	1	.000	0	1	.000	0	0	.000	0	0	0	0.0	1/0	0	2	0	0	0	0.0				
TEAM														79	62	141	4.5	11										
Total		31	829				1861	.445	174	511	.341	372	522	.713	414	767	1181	38.1	502/13	509	590	118	279	2204	71.1			
Opponents		31	777				1885	.412	128	405	.316	373	536	.696	434	692	1126	36.3	505/0	453	557	110	296	2055	66.3			
SCORE BY PERIODS:			1st	2nd	OT	OT2	Total	DEADBALL REBOUNDS: OFF DEF TOTAL																				
Wisconsin			1033	1143	15	13	2204	Wisconsin 61 9 70																				
Opponents			959	1069	22	5	2055	Opponents 63 13 76																				

SCORE BY PERIODS:	1st	2nd	OT	OT2	Total	DEADBALL	REBOUNDS:	OFF	DEF	TOTAL
Wisconsin	1033	1143	15	13	2204		Wisconsin	61	9	70
Opponents	959	1069	22	5	2055		Opponents	63	13	76

Big Ten Conference Statistics

Big Ten Record: 8-8; T-5th place

##Player	GP-GS	Min	Avg	TOTAL			3-PTS			REBOUNDS															
				FG	FGA	Pct	3FG	FGA	Pct	FT	FTA	Pct	Off	Def	Tot	Avg	PF/FO	A	TO	Blk	Stl	Pts	Avg		
41Stomski, Jessie	16-16	491	30.7	95	172	.552	0	3	.000	61	91	.670	41	83	124	7.8	46/1	42	36	7	21	251	15.7		
41-Stomski, Jessie.	16-16	535	33.4	112	223	.502	3	13	.231	50	73	.685	31	90	121	7.6	44 /3	32	45	8	18	277	17.3		
30-Moore, Tamara	16-16	557	34.8	104	206	.505	30	72	.417	36	43	.837	26	54	80	5.0	53 /4	86	83	15	44	274	17.1		
32-Black, Kyle	16-16	521	32.6	65	153	.425	40	110	.364	23	28	.82	11	23	34	2.1	17/0	31	36	2	20	193	12.1		
44-Ashbaugh, Emily	16-15	407	25.4	45	92	.489	0	0	.000	14	22	.636	32	52	84	5.3	50/0	18	36	24	11	104	6.5		
43-Seeger, Kristi	16-13	290	18.1	25	60	.417	0	3	.000	16	17	.941	31	38	69	4.3	11/0	22	25	4	9	66	4.0		
11-Rich, Stephanie	16-0	218	13.6	21	58	.362	9	35	.257	6	12	.500	16	26	42	2.6	13/0	14	14	5	14	57	3.6		
25-Gebisa, Ebba	13-0	263	20.2	22	58	.379	0	2	.000	12	16	.750	14	25	39	3.0	18/0	4	18	8	7	56	4.3		
22-Hefte, Leah	14-0	135	9.6	17	43	.395	10	29	.345	6	9	.667	6	9	15	1.1	13/0	7	10	0	2	50	3.6		
01-Smith, Candas	15-3	217	14.5	9	30	.300	4	8	.500	6	8	.750	1	17	18	1.2	33/1	32	30	0	20	28	1.9		
52-Jirovec, Sarah.	14-1	60	4.3	2	9	.222	0	0	.000	1	2	.500	2	2	4	0.3	5/0	1	4	0	1	5	0.4		
42-Jauch, Leslie	7-0	30	4.3	1	4	.250	0	0	.000	2	2	1.000	1	2	3	0.4	5/0	0	3	0	2	4	0.6		
40-Nicols, Shawna	8-0	4	1	5.1	0	3	.000	0	2	.000	0	0	.000	0	2	2	0.3	0/0	5	4	1	1	0	0.0	
TEAM..													37	35	72	4.5		0	7						
Total.	16	3274	423	939	.450	96	274		.350	172	232	.741	208	75	583	36.4	262/8	252	315	67	149	1114	69.6		
Opponents	16	3275	413	983	420	7-185	308	206	286		720	243	343		586	36.6	43 -	238	73	55	167	1089	68.1		
SCORE BY PERIODS:	1st	2nd	OT	2OT	Total			DEADBALL REBOUNDS:				OFF		DEF			TOTAL								
Wisconsin.....	510	576	15	13	1114			Wisconsin						19			2	21							
Opponents.....	510	552	22	5	1089			Opponents						32			4	36							

SCORE BY PERIODS:	1st	2nd	OT	OT2	Total	DEADBALL	REBOUNDS:	OFF	DEF	TOTAL
Wisconsin.....	510	576	15	13	1114		Wisconsin	19	2	21
Opponents.....	510	552	22	5	1089		Opponents	32	4	36

2001-02 INDIVIDUAL SUPERLATIVES

Wisconsin Player Highs

POINTS	32 by Stomski vs. Penn State 3/3/02
FG MADE	13 STOMSKI VS. PSU, 3/3/02
FG ATTEMPTS	21 STOMSKI VS. WASH, 11/18/01
FG % (5 MADE)	.917 STOMSKI VS. ILL, 1/17/02 (11-12)
3-PT GOALS MADE	7 Black vs. Holy Cross, 12/2/01
3-PT GOALS ATT.	12 Black vs. Michigan State, 1/10/02
3-PT % (2 MADE)	1.00 by Moore at Penn State (2-2) .833 Black vs. Pitt, 11/30/01 (5-6)
FREE THROWS	10 by Tamara Moore V. MINN, 3/1/02
FREE THROW ATT.	11 by Tamara Moore V MINN, 3/1/02
FREE THROW %	1.00 by STOMSKI (8-8); 1.00 BLACK (7-7) & MOORE (7-7); 1.00 BY QUITE A FEW
REBOUNDS	16 BY Stomski vs. Penn State 3/3/02
ASSISTS	12 by Moore vs. Minnesota, 2/21/02
STEALS	7 by Moore vs. MSU, 1/10/02
BLOCKS	5 BY EMILY ASHBAUGH VS. DRAKE 12/13 AND VS. NC STATE 12/8/01
TURNOVERS	11 by Moore vs. Northwestern, 1/13/02
FOULS	5 by Stomski, Moore and Ashbaugh

Opponent Player Highs

POINTS	34 by Kelly Mazzante, PSU, 3/3/02
FG MADE	12 BY WHALEN, MN, 1/20/02 & Mazzante, PSU, 3/3/02
FG ATTEMPTS	33 by Syreeta Bromfield, MSU, 1/10/02
FG % (5 made)	.800 by Mary Jo Noon, PUR 12/28 (8-10)
3 PT GOALS MADE	9 by Kelly Mazzante, PSU, 3/3/02 (9-14)
3 PT GOALS ATT.	14 by Kelly Mazzante, PSU, 3/3/02 (9-14)
3 PT % (2 MADE)	1.00 by Nikki Perkins, CSU, 11/27/01 (2-2) 1.00 by Kristin Haynie, MSU, 1/30/02 (2-2)
FREE THROWS	14 by Shereka Wright, 2/3/02 (14-15)
FREE THROW ATT.	15 by Shereka Wright, 2/3/02 (14-15)
FREE THROW %	1.00 by Kenya Larkin, Texas, 11/24/01 (10-10) and several others
REBOUNDS	14 BY JILL CHAPMAN, IND, 1/3/02 and 14 Janel McCarville, MN, 3/1/02
ASSISTS	10 by Melissa Culver, NU, 1/13/02
STEALS	7 by Maggie Fontana, HC, 12/3/02
BLOCKS	4 by Carla Bennett, Drake, 12/13/01
TURNOVERS	10 by Vanessa Hayden, Florida, 11/25/01
FOULS	5 by four players

Wisconsin Record When (Record 19-12) . . .

Wisconsin plays at home	10-3	Shoot better from the field than opponent	18-5
Wisconsin plays away	4-6	Shoot worse from the field than opponent	1-6
Wisconsin plays at neutral site	5-3	UW shoots 50% or better from field	5-0
Last 5 games	2-3	Opponent shoots 50% or better from field	0-5
Last 10 games	3-7	Opponent shoots less than 50% from field	18-6
Longest win streak	15	Opponent shoots less than 40% from field	12-4
Longest losing streak	6	Opponent shoots less than 30% from field	1-0
Wisconsin vs. Big Ten (regular season)	8-8	UW shoots more free throws than opponent	13-2
Big Ten Road Record	3-5	UW commits less turnovers than opponent	11-3
UW outrebounds opponent	13-3	UW commits more turnovers than opponent	7-8
Opponent outrebounds UW	3-7	UW commits the same number of turnovers	1-1
UW and Opponent Rebounds the Same	3-0	Wisconsin plays on Sunday	6-6
UW's bench outscores opponents' bench	12-6	Wisconsin plays on Monday	
UW leads at halftime	13-4	Wisconsin plays on Tuesday	2-0
UW trails at halftime	5-8	Wisconsin plays on Wednesday	1-1
UW tied at halftime	1-0	Wisconsin plays on Thursday	6-3
Most UW Points at Half (Cleveland St)	56	Wisconsin plays on Friday	3-0
Fewest UW Points at Half (Marquette)	21	Wisconsin plays on Saturday	1-2
Greatest halftime lead (Cleveland St)	31	Day Games	5-7
Greatest halftime deficit (Ohio State)	17	Night Games	14-5
Greatest winning margin (Cleveland St)	42	Television Games (Fox Net, ESPN)	5-5
Greatest losing margin (Ohio State)	27		
OVERTIME Games	1-1		
UW scores 90 or more points	2-0	Games are Decided by:	
UW scores 80-89 points	6-1	Five points or less	4-4
UW scores 70-79 points	6-3	Six to 10 points	4-1
UW scores less than 70 points	5-7	More than 10 points	11-6
Opponent scores 70 or less points	14-4		

2001-02 STATS-AT-A-GLANCE

■ **Points**

568	Jessie Stomski, Jr., 18.3 avg.
516	Tamara Moore, Sr., 16.6 avg.
370	Kyle Black, Jr., 11.9 avg.

■ **Field Goals**

231	Jessie Stomski
186	Tamara Moore
126	Kyle Black

■ **Field Goal Attempts**

481	Jessie Stomski
378	Tamara Moore
292	Kyle Black

■ **FG Pct. (200 atts.)**

.492	Tamara Moore (186-378)
.480	Jessie Stomski (231-481)
.432	Kyle Black (126-292)

■ **Free Throws**

103	Jessie Stomski
95	Tamara Moore

■ **Free Throw Attempts**

161	Jessie Stomski
114	Tamara Moore

■ **Free Throw Pct. (50 atts.)**

.833	Tamara Moore (95-114)
.640	Jessie Stomski (103-161)

■ **Three-Point Goals**

78	Kyle Black
49	Tamara Moore
20	Stephanie Rich
16	Leah Hefte

■ **Three-Point Attempts**

206	Kyle Black
135	Tamara Moore
69	Stephanie Rich
48	Leah Hefte

■ **Three-Point Pct. (40 atts.)**

.379	Kyle Black (78-206)
.363	Tamara Moore (49-135)
.333	Leah Hefte (16-48)

■ **Rebounds**

276	Jessie Stomski (8.9)
159	Tamara Moore (5.1)
148	Emily Ashbaugh (4.8)

■ **Assists**

188	Tamara Moore (6.1)
69	Kyle Black (2.2)
56	Candas Smith (1.9)

■ **Steals**

90	Tamara Moore (2.9)
36	Candas Smith (1.2)
34	Kyle Black (1.2)

■ **Blocked Shots**

43	Emily Ashbaugh (1.4)
24	Tamara Moore (0.7)

2001-02 Individual Game-By-Game Statistics

(Points-Rebounds-Assists)

	#1	#2	#11	#12	#15	#22	#25	#30	#32	#40	#41	#42	#43	#44	#52
	Smith	Liegel	Rich	Simmo	Aagar	Hefte	Gebisa	Moore	Black	Nicols	Stomski	Jauch	Seeger	Ashbau	Jirovec
#19 WASHINGTON	5-1-1	DNP	8-1-1	DNP	DNP	0-0-0	7-8-0	13-8-0	21-4-5	0-0-0	23-13-1	0-0-0	2-3-3	4-6-1	0-0-0
Texas	2-1-4	DNP	0-3-3	DNP	DNP	3-1-1	12-7-1	17-6-4	9-1-1	0-0-0	16-7-0	0-0-0	3-1-0	8-6-2	0-0-0
#12 Florida	3-0-1	DNP	6-6-1	DNP	DNP	3-0-1	4-2-2	6-8-8	9-1-3	3-3-0	17-7-0	0-0-0	0-4-0	10-4-1	DNP
CLEVELAND ST	0-2-7	0-0-0	8-1-0	0-0-0	0-0-0	8-3-2	2-5-0	22-3-6	2-1-3	3-2-2	27-10-3	2-0-0	2-7-2	7-6-0	14-1-0
Pittsburgh	2-0-1	DNP	3-1-2	DNP	DNP	01-0	7-3-1	21-3-8	19-5-5	3-0-1	19-10-2	4-3-0	4-2-2	10-1-2	0-2-1
Holy Cross	0-0-0	DNP	1-3-0	DNP	DNP	6-1-1	6-4-0	16-4-9	26-1-3	0-0-2	15-12-3	DNP	2-4-1	8-8-0	DNP
Marquette	0-1-0	DNP	6-3-4	DNP	DNP	0-2-0	2-0-0	6-3-6	19-3-1	0-2-0	16-12-1	DNP	2-2-1	2-3-1	3-3-0
#10 NC STATE	0-2-1	DNP	2-4-3	DNP	DNP	0-0-1	2-2-0	24-7-6	6-2-3	DNP	23-6-0	DNP	4-0-0	2-6-2	2-3-1
UW-Milwaukee	0-2-1	DNP	0-2-1	DNP	DNP	3-1-0	15-6-1	11-10-8	15-0-4	0-0-1	27-11-1	2-3-0	5-5-3	2-2-0	0-0-0
DRAKE	0-1-0	DNP	0-1-1	DNP	DNP	3-2-0	3-3-1	16-8-11	13-1-1	2-0-0	20-9-1	DNP	4-7-2	13-5-1	0-0-0
#7 PURDUE	2-1-1	DNP	3-0-0	DNP	DNP	0-2-0	6-1-0	17-6-4	19-3-2	DNP	13-13-3	DNP	4-2-0	7-6-1	DNP
Iowa0-0-0	DNP	6-2-2	DNP	DNP	DNP	0-3-0	9-5-5	16-1-1	0-0-0	15-9-3	2-1-0	3-4-0	17-10-2	0-0-0	
INDIANA	0-0-1	DNP	5-6-0	DNP	DNP	1-1-0	7-7-2	19-6-2	8-2-1	0-0-0	21-3-3	Inj.	6-5-0	6-8-2	1-0-1
#18 MICHIGAN	3-0-1	DNP	3-5-3	DNP	DNP	11-2-0	9-2-0	26-6-7	8-1-1	0-0-1	21-8-1	Inj.	2-4-4	6-4-0	0-1-0
Michigan State	0-1-4	DNP	3-2-1	DNP	DNP	0-1-1	2-4-0	24-5-5	21-1-3	DNP	27-9-0	Inj.	7-7-2	2-9-2	0-0-0
Northwestern	4-3-3	DNP	4-2-0	DNP	DNP	8-0-2	4-2-1	24-5-4	16-3-2	DNP	6-7-0	Inj.	2-4-1	2-1-1	0-0-0
ILLINOIS	0-0-1	DNP	4-2-1	DNP	DNP	2-1-0	0-0-0	17-3-7	12-1-2	DNP	24-7-2	Inj.	3-6-2	12-11-4	DNP
MINNESOTA	3-0-3	DNP	3-3-2	DNP	DNP	0-0-0	12-5-0	21-4-7	9-0-3	0-0-0	16-4-2	0-1-0	15-9-2	6-4-0	0-0-0
Indiana	2-1-4	DNP	1-2-0	DNP	DNP	2-0-2	Inj.	23-6-2	12-2-2	DNP	14-11-3	0-0-0	0-2-0	10-8-2	0-0-0
Penn State	2-3-2	DNP	3-0-0	DNP	DNP	0-1-0	Inj.	8-2-2	14-5-2	0-1-2	20-5-2	0-1-0	0-0-0	2-5-1	0-1-0
MICHIGAN STATE	0-0-0	DNP	3-2-0	DNP	DNP	3-1-1	Inj.	12-3-6	5-3-2	0-1-2	25-8-2	0-0-0	2-3-2	10-3-1	0-0-0
#7 Purdue	0-0-1	DNP	7-4-0	DNP	DNP	0-0-0	4-4-1	13-6-8	5-5-1	DNP	16-11-1	DNP	6-2-2	4-4-0	0-0-0
IOWA	DNP	DNP	7-1-2	DNP	DNP	0-0-1	2-0-0	16-3-7	13-5-4	0-0-0	18-8-2	DNP	4-4-2	4-1	0-0-0
NORTHWESTERN	7-3-2	DNP	5-3-0	DNP	DNP	4-3-0	2-3-0	19-4-6	9-2-3	Inj.	24-7-7	0-0-0	0-6-1	8-6-1	2-1-0
#16 Texas Tech	0-1-3	DNP	0-2-1	DNP	DNP	0-1-0	4-4-0	16-2-6	14-6-3	Inj.	10-12-2	DNP	6-3-0	12-2-2	DNP
Minnesota	3-3-7	DNP	0-1-0	DNP	DNP	19-3-0	2-2-0	16-9-12	10-0-0	DNP	12-8-1	DNP	6-3-1	6-2-0	0-0-0
Ohio State	4-3-2	DNP	2-7-4	DNP	DNP	Inj.	2-2-6	10-7-2	16-0-2	0-0-0	5-3-0	2-0-0	6-8-3	2-3-0	2-1-0
Northwestern (BT)	4-0-0	DNP	0-1-0	DNP	DNP	Inj.	7-6-0	17-8-6	8-4-1	DNP	12-8-0	0-0-0	5-6-3	7-6-0	DNP
#19 Minnesota (BT)	0-2-0	DNP	1-2-0	DNP	DNP	2-0-0	4-2-0	29-8-9	4-3-2	DNP	16-12-4	DNP	10-3-0	8-5-2	DNP
Penn State (BT)	5-1-4	DNP	3-0-2	DNP	DNP	1-2-0	2-2-0	8-7-5	5-1-1	DNP	32-16-2	DNP	0-1-0	6-3-0	DNP
Arizona St (NCAA)	5-2-1	DNP	5-2-0	DNP	DNP	4-1-0	7-6-1	15-4-4	7-2-2	DNP	19-10-2	DNP	4-4-1	4-1-0	DNP

Home games indicated in CAPS; * indicates USA Today ranking; # indicates AP ranking

2001-02 SCHEDULE & GAME-BY-GAME REVIEW

Records: 19-12, 8-8 Big Ten; 10-3 Home; 4-6 Away; 5-3 Neutral

(Home Attendance: 94,174/13 = 7,244 avg)

Date	Opponent	FG-FGA	%	3 Pt.	%	FT-FTA	%	Reb	PF/D	A	TO	Blk	Stl	Pts.	Record
11/18	#19 WASHINGTON	25-60	.417	7-19	.368	10-20	.500	33	23/0	11	10	1	3	67	1-1
	UW (5,470)	30-68	.441	7-23	.304	20-26	.769	44	17/0	20	14	3	12	87	1-0
11/24	vs. Texas (at Paradise)	24-58	.414	4-12	.333	23-31	.742	47	17/0	16	25	5	9	75	2-0
	#23 UW	26-66	.394	5-14	.357	13-15	.867	35	24/2	15	19	1	9	70	1-1
11/25	#12 Florida (at Paradise)	20-57	.351	4-12	.333	5-12	.417	39	23/2	15	26	5	4	49	2-1
	#23 UW	21-53	.396	6-18	.333	13-23	.565	37	16/0	17	21	3	4	61	2-1
11/27	CLEVELAND STATE	22-63	.349	4-19	.211	7-10	.700	31	20/0	12	27	7	6	55	0-3
	#20 UW (5,064)	36-70	.514	5-18	.278	20-29	.690	50	13/0	25	19	3	18	97	3-1
11/30	Pittsburgh (at Arizona)	27-64	.422	5-17	.294	16-20	.800	30	17/0	14	26	0	11	75	2-3
	#20 UW	37-66	.561	8-15	.533	10-14	.714	37	18/0	24	26	5	9	92	4-1
12/2	Holy Cross (at Arizona)	27-61	.443	4-19	.211	13-20	.650	31	15/0	12	17	0	16	71	5-2
	#20 UW	28-60	.467	10-24	.417	14-21	.667	41	16/0	19	24	1	5	80	5-1
12/5	Marquette	20-61	.328	3-14	.214	12-17	.706	43	17/0	14	11	5	11	55	2-5
	#19 UW	20-57	.351	7-20	.350	9-12	.750	35	18/0	14	16	4	5	56	6-1
12/8	#10 NC STATE	17-58	.293	3-15	.200	11-21	.524	49	16/0	13	24	3	6	48	6-2
	#19 UW (5,687)	27-64	.422	4-13	.308	7-12	.583	37	17/0	17	18	5	13	65	7-1
12/11	UW-MILWAUKEE	21-58	.362	5-16	.313	14-19	.737	36	20/0	14	19	6	6	61	4-5
	#15 UW (5,370)	29-65	.446	5-19	.263	17-30	.567	46	21/0	20	15	4	10	80	8-1
12/13	DRAKE	25-68	.368	4-14	.286	7-10	.700	34	17/0	16	15	6	12	61	4-3
	#15 UW (5,652)	26-57	.456	5-18	.278	17-21	.810	44	12/0	18	17	9	8	74	9-1
12/28	#7 PURDUE	23-64	.324	2-11	.359	11-18	.611	38	18/0	11	14	4	12	59	9-2
	#14 UW (9,328)	24-54	.484	6-14	.429	17-23	.739	38	15/0	11	16	7	5	71	10-1
12/30	Iowa	24-66	.364	6-22	.273	7-11	.636	39	17/0	18	17	6	10	61	8-4
	#14 UW	25-56	.446	3-13	.231	15-18	.833	39	11/0	13	20	5	9	68	11-1
1/3	INDIANA	23-65	.354	5-10	.500	3-7	.429	35	16/0	9	12	4	8	54	8-6
	#12 UW (5,987)	28-55	.509	5-11	.455	13-21	.619	42	9/0	12	14	8	10	74	12-1
1/6	#18 MICHIGAN	27-59	.458	2-6	.333	18-25	.720	38	15/0	12	20	3	7	74	11-4
	#12 UW (7,446)	34-72	.472	11-24	.458	10-13	.769	38	20/0	18	12	1	12	89	13-1
1/10	Michigan State	31-82	.378	5-21	.238	11-13	.846	53	19/2	18	21	1	9	78	10-
	#5 UW	29-69	.420	9-33	.273	19-23	.826	39	13/0	18	17	7	13	86	14-1
1/13	Northwestern	25-62	.403	4-16	.250	11-17	.647	35	24/2	18	15	3	9	65	4-12
	#5 UW	21-53	.396	7-20	.350	21-24	.875	39	17/1	14	23	5	9	70	15-1
1/17	ILLINOIS	29-61	.475	0-5	.000	11-18	.611	27	14/0	14	15	5	17	69	11-5
	#5 UW (6,828)	30-52	.577	5-16	.313	9-14	.643	35	11/0	19	24	3	9	74	16-1
120	MINNESOTA	34-58	.586	6-10	.600	18-26	.692	37	12/0	17	17	3	10	92	14-3
	#5 UW (17,142)	35-71	.467	8-27	.296	7-9	.778	35	23/1	19	17	3	5	85	16-2
1/24	Indiana	25-64	.391	3-10	.300	18-29	.586	41	12/0	16	19	6	10	70	9-10
	#9 UW	26-61	.426	4-15	.267	7-8	.875	40	24/2	15	25	6	10	63	16-3
1/27	Penn State	22-59	.373	5-15	.333	14-18	.778	42	13/0	13	18	4	12	63	13-8
	#9 UW	18-48	.375	5-10	.500	8-11	.727	30	20/1	12	22	0	8	49	16-4
1/30	MICHIGAN STATE	20-51	.392	2-5	.400	16-19	.842	29	13/0	10	13	2	7	58	14-7
	#15 UW (6,483)	22-47	.468	4-14	.286	9-11	.818	30	20/1	18	17	3	10	57	16-5
2/3	Purdue	23-58	.397	0-8	.000	19-22	.864	30	12/0	12	10	4	12	65	18-3
	#15 UW	23-55	.667	3-14	.214	6-9	.667	39	17/0	14	22	5	5	55	16-6
2/7	IOWA	29-48	.604	6-11	.545	12-14	.857	29	14/0	19	18	1	9	76	14-8
	#21 UW (7,225)	25-58	.448	7-18	.389	5-8	.625	25	17/1	19	17	2	11	64	16-7
2/14	NORTHWESTERN	18-60	.300	2-12	.167	9-14	.643	34	18/0	10	21	5	12	47	4-20
	#25 UW (6,492)	31-58	.534	6-12	.500	12-19	.632	44	12/0	20	19	5	13	80	17-7
2/17	#16 Texas Tech	32-59	.542	6-11	.545	8-14	.571	37	16/0	17	11	3	10	78	15-9
	#25 UW	25-61	.410	4-12	.333	8-14	.571	35	14/0	17	16	2	6	62	17-8
2/21	#14 Minnesota	33-66	.500	4-10	.400	6-7	.857	40	11/0	23	21	2	7	76	21-5
	#25 UW	30-68	.441	9-20	.450	5-8	.625	33	11/0	21	18	6	11	74	17-9
2/24	Ohio State	27-60	.450	5-13	.385	23-28	.821	39	15/0	18	22	1	16	82	21-5
	#25 UW	21-58	.362	4-13	.308	9-12	.750	37	21/0	9	32	1	9	55	17-10
2/28	Northwestern (BT)	22-51	.431	7-14	.500	7-10	.700	27	19/0	16	26	3	15	58	4-24
	UW	21-53	.396	2-9	.222	16-24	.667	45	12/0	10	24	4	10	60	18-10
3/1	#19 Minnesota (BT)	24-67	.358	1-12	.083	15-16	.938	41	17/0	14	16	1	10	64	21-7
	UW	27-65	.415	4-14	.286	16-22	.727	42	13/0	17	15	2	11	74	19-10
3/3	Penn State (BT)	29-55	.527	10-15	.667	8-12	.667	29	14/0	20	11	6	6	76	21-10
	UW	24-56	.429	3-13	.231	11-16	.688	36	16/0	13	16	3	6	62	19-11
3/16	Arizona State (NCAA)	29-62	.468	4-11	.364	11-18	.611	33	11/0	11	11	4	4	73	21-10
	UW	29-61	.475	3-7	.429	9-11	.818	34	15/0	11	15	2	4	70	19-12

2001-02 TEAM & OPPONENT HIGHS/LOWS

■ Wisconsin Hlghs

Points	97 vs. Cleveland, 11/27/01
FG Made	37 vs. Pittsburgh, 11/30/01
FG ATTEMPTS	75 vs. Minn, 1/20/02
FG %	.577 vs. ILLINOIS (30-52)
3-PT GOALS MADE	*11 vs. MICHIGAN, 1/6/02
3-PT GOALS ATT.	**33 vs. Michigan St, 1/10/02
3-PT %	.533 vs. Pittsburgh, 11/30/01 (8-15)
FREE THROWS MADE	21 vs. NU, 1/13/02 (21-24)
FREE THROW ATT.	30 vs. UW-Milwaukee, 12/11/01
FREE THROW %	.875 vs. NU, 1/13/02 (21-24)
REBOUNDS	50 vs. Cleveland St, 11/27/01
ASSISTS	25 vs. Cleveland St, 11/27/01
STEALS	18 vs. Cleveland St, 11/27/01
BLOCKS	9 vs. DRAKE 12/13/01
TURNOVERS	32 vs. Ohio State, 2/24/02
FOULS	24 vs. Texas, 11/24/01 and IND 1/24/02

■ Wisconsin Lows

POINTS	49 vs. Penn State, 1/27/02
FG MADE	18 at Penn State, 1/27/02
FG ATTEMPTS	47 v. Mich. State 1/30/02
FG %	.351 vs. Marquette, 12/5/01
3 PT GOALS MADE	2 vs. Northwestern, 2/28/02
3 PT GOALS ATT.	7 vs. Arizona State, 3/16/02
3 PT %	.214 vs. Purdue, 2/3/02 (3-14)
FREE THROWS MADE	5 vs. IOWA 2/7/02 (5-8) & MN 2/21/02 (5-8)
FREE THROW ATT.	8 vs. Indiana 1/27/02 and IOWA 2/7/02 & MN 2/21/02 (5-8)
FREE THROW %	.565 vs. Florida, 11/25/01 (13-23)
REBOUNDS	25 vs. IOWA 2/7/02
ASSISTS	9 vs. Ohio State 2/24/02
STEALS	4 vs. Florida, 11/25/01
BLOCKS	0 vs. Penn State, 1/27/02
TURNOVERS	12 vs. MICHIGAN 1/6/02
FOULS	9 VS. INDIANA 1/3/02

*ties school record; **sets school record

■ Opponent Hlghs

POINTS	92 BY MINN, 1/20/02
FG MADE	34 BY MINN, 1/20/02
FG ATTEMPTS	82 by Michigan St 1/10/02
FG %	.604 BY IOWA 2/7/02 (29-48)
3-PT GOALS MADE	10 by Penn State (10-15) 3/3/02
3-PT GOALS ATT.	22 by Iowa, 12/30/01
3-PT %	.667 by Penn State (10-15), 3/3/02
FREE THROWS MADE	23 by Texas, 11/24/01 & OSU 2/24/02
FREE THROW ATT.	31 by Texas, 11/24/01
FREE THROW %	.938 by Minnesota 3/1/02 (15-16)
REBOUNDS	53 by Michigan St 1/10/02
ASSISTS	23 by Minnesota, 2/21/02
STEALS	17 BY ILLINOIS 1/17/02
BLOCKS	7 by Cleveland St, 11/27/01
TURNOVERS	27 by Cleveland St, 11/27/01
FOULS	24 by Northwestern, 1/13/02

■ Opponent Lows

POINTS	47 by Northwestern, 2/14/02
FG MADE	17 by NC State, 12/8/01
FG ATTEMPTS	48 by IOWA, 2/7/02
FG %	.293 by NC State, 12/8/01 (17-58)
3-PT GOALS MADE	0 by Ill 1/17/02 and PUR
3-PT GOALS ATT.	5 by illinois 1/17/02
3-PT %	.000 by ill 1/17/02 (0-5) & Pur (0-8)
FREE THROWS MADE	3 BY INDIANA 1/3/02
FREE THROW ATT.	7 BY INDIANA 1/3/02
FREE THROW %	.417 by Florida 11/25/01 (5-12)
REBOUNDS	27 BY ILLINOIS 1/17/02 and NU 2/28
ASSISTS	9 BY INDIANA 1/3/02
STEALS	3 BY WASHINGTON, 11/18/01
BLOCKS	0 by two teams
TURNOVERS	10 by Purdue, 2/3/02
FOULS	11 by Minnesota 2/21/02 11 by Arizona State, 3/16/02

Capitals Indicate Home GameS

+ Indicates Sets or Ties School Record

2001-2002 WISCONSIN BOX SCORES

I

Wisconsin 87, No. 19 Washington 67
November 18, 2001
Kohl Center, Madison, Wis.

Official Basketball Box Score -- GAME TOTALS -- FINAL STATISTICS
Washington vs Wisconsin-11-18-01 4:00 pm CST at Kohl Center, Madison WI
VISITORS: Washington 1-0

##		Player Name	FG-FGA	FG-FGA	FT-FTA	OF	DE	TOT	PF	TP	A	TO	BLK	S	MIN
22	Payne, Loree.....	f	5-10	4-6	2-2	0	2	2	1	16	1	3	0	0	32
23	Autry, Emily.....	f	2-4	1-2	1-2	1	2	3	4	6	0	4	0	1	13
21	Lalum, Andrea.....	c	8-16	1-3	3-4	3	3	6	4	20	1	0	0	1	32
13	Mendiola, Giuliana..	g	4-9	0-2	1-2	5	3	8	3	9	3	2	0	0	30
31	Mendiola, Gioconda..	g	0-2	0-1	0-0	0	0	0	3	0	3	1	0	1	17
04	Keeler, Sarah.....	g	1-2	0-0	0-0	0	0	0	0	2	0	1	0	0	8
20	Burt, Kayla.....	g	1-3	1-2	0-0	0	1	1	3	3	0	1	0	0	8
34	O'Neill, Kellie.....	g	1-5	0-0	3-6	0	6	6	1	5	0	0	1	0	21
23	O'Neill, Kristen.....	g	2-5	0-2	0-2	2	0	2	1	4	2	2	0	0	16
40	Brockman, Kristen...	g	0-1	0-0	0-0	0	0	0	1	0	0	0	0	0	5
41	Reichmann, Heather..	g	0-0	0-0	0-0	0	0	0	0	0	0	0	0	0	1
44	Sorenson, Cheryl....	g	1-3	0-1	0-2	1	2	3	2	2	1	3	0	0	17
TEAM.....						2	2			2					
Totals.....			25-60	7-19	10-20	14	19	33	23	67	11	19	1	3	200
TOTAL FG% 1st Half: 14-34			41.2%	2nd Half: 11-26			42.3%	Game: 41.7%		DEADB		REBS			
3-Pt. FG% 1st Half: 4-10			40.0%	2nd Half: 3-9			33.3%	Game: 36.8%		REBS		DEADB			
F Throw % 1st Half: 1-6			16.7%	2nd Half: 9-14			64.3%	Game: 50.0%		4,2					

HOME TEAM: Wisconsin 0-0

		TOT-FG		3-PT		REBOUNDS									
##	Player Name		FG-FGA	FG-FGA	FT-FTA	OF	DE	TOT	PF	TP	A	TO	BLK	S	MIN
30	Moore, Tamara.....	f	7-12	2-5	2-4	0	1	1	3	18	8	3	1	6	37
41	Stomski, Jessie.....	f	8-21	0-1	6-9	7	6	13	1	22	1	4	0	1	38
44	Ashbaugh, Emily.....	c	2-3	0-0	0-1	2	4	6	4	4	1	1	2	1	13
01	Smith, Candace.....	g	1-3	1-2	2-2	0	1	1	2	5	1	3	0	1	9
32	Black, Kyle.....	g	6-14	2-9	7-7	0	4	4	0	21	5	1	0	1	34
11	Rich, Stephanie.....	g	3-6	2-4	0-0	0	1	1	2	8	1	0	0	1	18
22	Heffe, Leah.....	g	0-1	0-1	0-0	0	0	0	0	0	0	0	0	1	9
25	Gebisa, Ebba.....	g	2-6	0-0	3-3	3	5	8	3	7	0	1	0	0	24
40	Nicols, Shawna.....	g	0-1	0-1	0-0	0	0	0	1	0	0	0	0	0	4
42	Jauch, Leslie.....	g	0-0	0-0	0-0	0	0	0	0	0	0	0	0	0	1
43	Seeger, Kristi.....	g	1-1	0-0	0-0	1	2	3	0	2	3	1	0	0	10
52	Jirovec, Sarah.....	g	0-0	0-0	0-0	0	0	0	1	0	0	0	0	0	3
TEAM.....						5	2	7							
Totals.....			30-68	7-23	20-26	18	26	44	17	87	20	14	3	12	200
TOTAL FG% 1st Half: 15-31			48.4%	2nd Half: 15-37			40.5%	Game: 44.1%		DEADB		REBS			
3-Pt. FG% 1st Half: 4-9			44.4%	2nd Half: 3-14			21.4%	Game: 30.0%		REBS		DEADB			
F Throw % 1st Half: 9-11			81.8%	2nd Half: 11-15			73.3%	Game: 76.9%		5,1					

Officials: Dennis Mayer, Dave Stewart, William Titus
Technical fouls: Washington-None. Wisconsin-None.
Score by Periods 1st 2nd Total
Washington..... 33 34 - 67
Wisconsin..... 43 44 - 87

2

No. 23 Wisconsin 70, Texas 75
November 24, 2001
Paradise Jam, St. Thomas, Virgin Islands

Official Basketball Box Score -- GAME TOTALS -- FINAL STATISTICS
Wisconsin vs Texas-11-24-01 2:00 EST at St. Thomas, Virgin Islands
VISITORS: Wisconsin 1-1

		TOT-FG		3-PT		REBOUNDS								
##	Player Name	FG-FGA	FG-FGA	FT-FTA	OF	DE	TOT	PF	TP	A	TO	BLK	S	MIN
32	Black, Kyle.....	f	3-9	3-6	0-0	0	1	1	3	9	1	1	0	3 22
41	Stomski, Jessie.....	f	7-18	0-0	2-3	3	4	7	5	16	0	3	0	1 32
44	Ashbaugh, Emily.....	c	4-9	0-0	0-0	2	4	6	4	8	2	4	0	0 23
01	Smith, Candace.....	g	0-1	0-1	2-2	0	1	1	2	2	4	2	0	0 19
30	Moore, Tamara.....	g	5-15	1-4	6-6	1	5	6	5	17	4	4	1	3 36
11	Rich, Stephanie.....	g	0-0	0-0	0-0	0	2	2	1	0	2	1	0	1 11
22	Heffe, Leah.....	g	1-7	1-3	0-0	0	1	1	0	3	1	0	0	0 15
25	Gebisa, Ebba.....	g	5-6	0-0	2-2	2	5	7	2	12	1	2	0	0 21
40	Nicols, Shawna.....	g	0-0	0-0	0-0	0	0	0	1	0	0	0	0	0 3
42	Jauch, Leslie.....	g	0-0	0-0	0-0	0	0	0	1	0	0	1	0	0 2
43	Seeger, Kristi.....	g	1-1	0-0	1-1	1	0	1	0	3	0	1	0	1 14
52	Jirovec, Sarah.....	g	0-0	0-0	0-1	0	0	0	0	0	0	0	0	0 2
TEAM.....						3	3							
Totals.....			26-66	5-14	13-15	12	23	35	24	70	15	19	1	9 200
TOTAL FG% 1st Half: 12-32			37.5%	2nd Half: 14-34			41.2%	Game: 39.4%		DEADB		REBS		
3-Pt. FG% 1st Half: 3-8			37.5%	2nd Half: 2-6			33.3%	Game: 35.7%		REBS		DEADB		
F Throw % 1st Half: 7-8			87.5%	2nd Half: 6-7			85.7%	Game: 86.7%		0,1				

HOME TEAM: Texas 2-0

		TOT-FG		3-PT		REBOUNDS								
##	Player Name	FG-FGA	FG-FGA	FT-FTA	OF	DE	TOT	PF	TP	A	TO	BLK	S	MIN
23	Cook, Tracy.....	f	3-8	0-0	0-0	4	2	6	3	6	2	1	3	3 29
41	Stephens, Stacy.....	f	5-8	0-0	7-11	6	7	13	3	17	1	4	0	1 25
50	Godfrey, Dana.....	c	0-0	0-0	0-0	0	0	0	0	0	0	1	0	0 6
13	Larkin, Kenya.....	g	2-4	0-0	10-10	0	2	2	3	14	6	2	0	1 31
21	Schreiber, Heather..	g	5-13	1-3	2-4	1	3	4	0	13	2	4	1	3 29
01	Reed, Coco.....	g	0-0	0-0	0-0	0	0	0	0	0	0	1	0	0 1
03	White, Kalra.....	g	2-5	0-1	4-4	0	4	4	3	8	1	2	1	0 18
04	Bowers, Kala.....	g	2-7	1-1	0-0	2	1	3	0	5	0	3	0	0 11
05	Share, Alisha.....	g	3-7	2-6	0-0	0	0	0	0	8	0	3	0	0 14
12	Dillard, Tai.....	g	0-0	0-0	0-0	0	1	1	1	0	0	0	0	0 3
32	Hill, Asha.....	g	0-1	0-1	0-0	0	2	2	1	0	0	0	0	0 7
43	Hastings, Annissa..	g	1-4	0-0	0-0	1	2	3	3	2	2	3	0	0 18
53	Williams, Mercedes..	g	1-1	0-0	0-2	0	3	3	0	2	2	1	0	0 8
TEAM.....						3	3	6						
Totals.....			24-58	4-12	23-31	17	30	47	17	75	16	25	5	9 200
TOTAL FG% 1st Half: 13-29			44.8%	2nd Half: 11-29			37.9%	Game: 41.4%		DEADB		REBS		
3-Pt. FG% 1st Half: 2-7			28.6%	2nd Half: 2-5			40.0%	Game: 33.3%		REBS		DEADB		
F Throw % 1st Half: 4-6			66.7%	2nd Half: 19-25			76.0%	Game: 74.2%		1				

Officials: Kim Watt, Denise Brooks, Jennifer Rezac
Technical fouls: Wisconsin-None. Texas-None.
Score by Periods 1st 2nd Total
Wisconsin..... 34 36 - 70
Texas..... 32 43 - 75

3

No. 23 Wisconsin 61, No. 12 Florida 49
November 25, 2001
Paradise Jam, St. Thomas, Virgin Islands

Official Basketball Box Score -- GAME TOTALS -- FINAL STATISTICS
Wisconsin vs #12 Florida-11-25-01 6:40 PM EST at St. Thomas, Virgin Islands
VISITORS: Wisconsin 2-1

VISITORS: Wisconsin 2-1															
##	Player Name		TOT-FG		3-PT		REBOUNDS								
			FG-FGA	FG-FGA	FT-FTA	OF	DE	TO	PF	TP	A	TO	BLK	S	MIN.
41	Stomski, Jessie.....	f	7-17	0-0	3-9	2	5	7	3	17	0	4	0	0	0
43	Seeger, Kristi.....	f	0-2	0-1	0-0	1	3	4	0	0	0	0	0	0	14
44	Ashbaugh, Emily.....	c	5-6	0-0	0-0	3	1	4	4	10	1	3	2	1	27
30	Moore, Tamara.....	g	1-8	0-3	4-4	1	7	8	4	6	8	7	0	2	34
32	Black, Kyle.....	g	2-7	1-5	4-4	0	1	1	0	9	3	1	0	0	28
01	Smith, Candace.....		1-1	1-1	0-0	0	0	0	1	3	1	1	0	0	1
11	Rich, Stephanie.....		2-4	2-4	0-4	1	5	6	1	6	1	1	0	1	16
22	Hefte, Leah.....		1-3	1-3	0-0	0	0	0	1	3	1	2	0	0	10
25	Gebisa, Ebba.....		1-3	0-0	2-2	1	1	2	1	4	2	2	1	0	18
40	Nicols, Shawna.....		1-2	1-1	0-0	0	3	3	1	3	0	0	0	0	6
42	Jauch, Leslie.....		0-0	0-0	0-0	0	0	0	0	0	0	0	0	0	1
TEAM.....						2	3	3							
Totals.....			21-53	6-18	13-23	11	26	37	16	61	17	21	3	4	200
TOTAL FG% 1st Half: 12-30			40.0%	2nd Half: 9-23			39.1%	Game: 39.6%			DEAD				
3-Pt. FG% 1st Half: 4-12			33.3%	2nd Half: 2-6			33.3%	Game: 33.3%			REBS				
F Throw % 1st Half: 2-5			40.0%	2nd Half: 11-18			61.1%	Game: 56.5%			5				

5

No. 20 Wisconsin 92, Pittsburgh 75

November 30, 2000

Arizona Basketball Classic, Tucson, Ariz.

Official Basketball Box Score -- GAME TOTALS -- FINAL STATISTICS
Pittsburgh vs Wisconsin-11/30/01 6 p.m. MST at McKale Center - Tucson, Arizona
VISITORS: Pittsburgh 2-3

VISITORS: Pittsburgh		TOT-FG		3-PT		REBOUNDS									
##	Player Name	FG-FGA	FG-FGA	FT-FTA	OF	DE	TOT	PF	TP	A	TO	BLK	S	MIN	
32	Williams, Dallas....	f	3-6	0-0	3-3	0	2	2	2	9	1	1	0	27	
50	Wittenmyer, Mandy....	f	5-12	0-0	1-2	2	2	4	4	11	2	1	0	26	
22	Kunich, Amy.....	g	2-5	2-4	2-2	0	3	3	1	8	1	6	0	28	
42	Selwyn, Laine.....	g	0-6	0-2	2-3	2	2	4	1	2	3	6	0	35	
5	Stewart, Brooke.....	g	7-11	2-4	0-0	0	1	1	0	16	0	2	0	20	
2	Ryndycz, Jessica....	g	0-0	0-0	0-0	0	0	0	0	0	0	0	0	1	
3	Love, Bettina.....	g	1-1	0-0	2-4	0	0	0	1	4	0	1	0	9	
33	Harguth, Haley.....	g	2-7	1-5	0-0	2	0	2	0	5	2	0	0	12	
4	Campbell, Jackie....	g	4-6	0-1	2-2	0	5	5	4	10	4	5	0	22	
54	Stuefflet, Sheila....	g	3-9	0-1	4-4	4	0	4	3	10	1	3	0	17	
55	Morris, Allisha.....	g	0-1	0-0	0-0	1	0	1	1	0	0	1	0	3	
TEAM.....						3	1	4							
Totals.....		27-64	5-17	16-20	14	16	30	17	75	14	26	0	11	200	
TOTAL FG% 1st Half: 13-32		40.6%	2nd Half: 14-32		43.8%	Game: 42.2%		DEADB		REBS					
3-Pt. FG% 1st Half: 2-10		20.0%	2nd Half: 3-7		42.9%	Game: 29.4%		REBS							
F Throw % 1st Half: 10-11		90.9%	2nd Half: 6-9		66.7%	Game: 80.0%		1							

HOME TEAM: Wisconsin 4-1

HOME TEAM: Wisconsin - 1		TOT-FG		3-PT		REBOUNDS								
##	Player Name	FG-FGA	FG-FGA	FT-FTA	OF	DE	TOT	PF	TP	A	TO	BLK	S	MIN
41	Stomski, Jessie.....	f	9-17	0-0	1-1	3	7	10	4	19	2	4	0	21
43	Seeger, Kristi.....	f	2-3	0-0	1	1	2	1	4	2	0	0	1	14
44	Ashbaugh, Emily.....	c	4-7	0-0	2-4	0	1	1	3	10	2	4	0	19
30	Moore, Tamara.....	g	9-13	2-5	1-2	1	2	3	2	21	8	6	1	35
32	Black, Kyle.....	g	7-11	5-6	0-0	2	3	5	1	19	5	0	0	35
1	Smith, Candace.....	g	1-3	0-0	0-0	0	0	0	2	2	1	2	1	11
11	Rich, Stephanie.....	g	1-4	1-4	0-0	0	1	1	0	3	2	1	1	16
22	Heftte, Leah.....	g	0-1	0-0	0-0	0	1	1	1	0	0	2	0	5
25	Gebisa, Ebba.....	g	2-4	0-0	3-3	2	1	3	2	7	1	3	1	22
40	Nicols, Shawna.....	g	1-1	0-0	1-2	0	0	0	0	3	1	0	0	4
42	Jauch, Leslie.....	g	1-2	0-0	2-2	0	3	3	1	4	0	1	1	8
52	Jirovec, Sarah.....	g	0-0	0-0	0-0	0	2	2	1	0	0	1	0	6
TEAM.....						2	4	6						
Totals.....		37-66	8-15	10-14	11	26	37	18	92	24	26	5	9	200
TOTAL FG% 1st Half: 21-32		65.6%	2nd Half: 16-34		47.1%	Game: 56.1%		DEADB		REBS				
3-Pt. FG% 1st Half: 5-7		71.4%	2nd Half: 3-8		37.5%	Game: 53.3%		REBS						
F Throw % 1st Half: 8-10		80.0%	2nd Half: 2-4		50.0%	Game: 71.4%		6						

Officials: Anita Ortega, Eric Larson, Alejandro Moreno
Technical fouls: Pittsburgh-None. Wisconsin-None.

Score by Periods		1st	2nd	Total
Pittsburgh.....		38	37	75
Wisconsin.....		55	37	92

6

No. 20 Wisconsin 80, Holy Cross 71

December 2, 2001

Arizona Basketball Classic, Tucson, Ariz.

Official Basketball Box Score -- GAME TOTALS -- FINAL STATISTICS
Holy Cross vs Wisconsin-12/2/01 3 p.m. at McKale Center - Tucson, Arizona
VISITORS: Holy Cross 5-2

VISIONS: Holy Cross - 2																
#	Player Name	TOT-FG		3-PT	REBOUNDS											
		FG-FGA	FG-FGA	FT-FTA	OF	DE	TOT	PF	TP	A	TO	BLK	S	MIN		
54	Zawadzka, Elisa....	f	1-4	0-1	3-4	4	5	9	3	5	0	4	0	23		
35	O'Keefe, Katie.....	c	10-18	0-1	1-4	1	4	5	2	21	1	1	0	34		
11	Paukert, Jeanette....	g	5-10	3-7	2-2	0	2	2	2	15	3	4	0	30		
34	Fontana, Maggie.....	g	4-11	0-4	3-4	3	3	6	3	11	4	4	0	36		
42	Abraham, Amanda....	g	5-13	1-3	3-4	2	1	3	2	14	3	3	0	39		
00	Andrews, Lisa.....	g	0-0	0-0	0-0	0	0	0	0	0	0	0	0	2		
3	Campbell, Mary Rose.	g	1-2	0-1	1-2	2	1	3	3	3	1	1	0	21		
31	O'Connor, Liz.....	g	1-3	0-2	0-0	0	0	0	0	2	0	0	0	5		
TEAM.....						1	2	3								
Totals.....			27-61		4-19	13-20	13	18	31	15	71	12	17	0	16	200
TOTAL FG% 1st Half: 9-30			30.0%	2nd Half: 18-31			58.1%	Game: 44.3%		DEADB		REBS				
3-Pt. FG% 1st Half: 1-9			11.1%	2nd Half: 3-10			30.0%	Game: 21.1%		REBS						
F Throw % 1st Half: 6-8			75.0%	2nd Half: 7-12			58.3%	Game: 65.0%		4						

HOME TEAM: Wisconsin 5-1

HOME TEAM: Wisconsin - 1															
#	Player Name	TOT-FG		3-PT		REBOUNDS									
		FG-FGA	FG-FGA	FT-FTA	OF	DE	TOT	PF	TP	A	TO	BLK	S	MIN	
30	Moore, Tamara.....	f	4-7	2-5	6-6	0	4	4	2	16	9	5	0	24	
41	Stomski, Jessie.....	f	7-15	0-1	1-3	2	10	12	2	15	3	6	0	35	
44	Ashbaugh, Emily.....	c	4-7	0-0	0-0	4	4	8	4	8	0	1	0	25	
1	Smith, Candace.....	g	0-1	0-1	0-0	0	0	0	0	0	0	3	0	7	
32	Black, Kyle.....	g	8-13	7-11	3-3	0	1	1	1	26	3	2	0	34	
11	Rich, Stephanie.....	g	0-2	0-2	1-2	2	1	3	2	1	0	0	1	15	
22	Heftte, Leah.....	g	2-4	1-3	1-1	0	1	1	0	6	1	2	0	11	
25	Gebisa, Ebba.....	g	3-6	0-0	0-2	4	0	4	3	6	0	2	0	20	
40	Nicols, Shawna.....	g	0-2	0-1	0-0	0	0	0	1	0	2	2	0	7	
43	Seeger, Kristi.....	g	0-3	0-0	2-4	4	0	4	1	2	1	0	0	12	
TEAM.....						1	3	4				1			
Totals.....			28-60	10-24	14-21	17	24	41	16	80	19	24	1	5 200	
TOTAL FG% 1st Half: 11-33		33.3%	2nd Half: 17-27		63.0%	Game: 46.7%		DEADB		REBS					
3-Pt. FG% 1st Half: 5-13		38.5%	2nd Half: 5-11		45.5%	Game: 41.7%		REBS							
F Throw % 1st Half: 2-3		66.7%	2nd Half: 12-18		66.7%	Game: 66.7%		4							

Officials: Melissa Barlow, Michelle Russi, Lisa Jones
Technical fouls: Holy Cross-TEAM. Wisconsin-None.

Score by Periods		1st	2nd	Total
Holy Cross.....		25	46	71
Wisconsin.....		29	51	80

ARIZONA BASKETBALL CLASSIC - Championship Game

7

No. 19 Wisconsin 56, Marquette 55

December 5, 2001

U.S. Cellular Arena, Milwaukee, Wis.

Official Basketball Box Score -- GAME TOTALS -- FINAL STATISTICS
Wisconsin vs Marquette-12/05/01 6:00 p.m. at U.S. Cellular Arena (Milwaukee, Wis.)

VISITORS: Wisconsin 6-1														
		TOT-FG			3-PT		REBOUNDS							
##	Player Name	FG-FGA	FG-FGA	FT-FTA	OF	DE	TOT	PF	TP	A	TO	BLK	S	MIN
30	Moore, Tamara.....	f	2-9	1-6	1-2	0	3	3	4	6	6	4	1	0 32
41	Stomski, Jessie.....	f	6-14	0-1	4-5	1	11	12	3	16	1	5	3	0 36
44	Ashbaugh, Emily.....	c	1-6	0-0	0-0	2	1	3	3	2	1	1	0	0 19
01	Smith, Candace.....	g	0-0	0-0	0-0	0	1	1	0	0	0	2	0	1 9
32	Black, Kyle.....	g	7-12	4-7	1-1	0	3	3	0	19	1	1	0	1 36
11	Rich, Stephanie.....		2-5	2-5	0-0	2	1	3	2	6	4	0	0	2 16
22	Heftte, Leah.....		0-1	0-1	0-0	0	2	2	2	0	0	1	0	1 10
25	Gebisa, Ebba.....		1-5	0-0	0-1	0	0	0	3	2	0	0	0	0 17
40	Nicols, Shawna.....		0-0	0-0	0-0	1	1	2	0	0	0	1	0	0 3
43	Seeger, Kristi.....		0-2	0-0	2-2	1	1	2	0	2	1	1	0	1 13
52	Jirovec, Sarah.....		1-3	0-0	1-1	1	2	3	1	3	0	0	0	0 10
TEAM.....						1	3	1						
Totals.....			20-57	7-20	9-12	9	26	35	18	56	14	16	4	5 200
TOTAL FG% 1st Half: 8-32			25.0%	2nd Half: 12-25			48.0%	Game: 35.1%		DEADB				
3-Pt. FG% 1st Half: 2-10			20.0%	2nd Half: 5-10			50.0%	Game: 35.0%		REBS				
F Throw % 1st Half: 3-4			75.0%	2nd Half: 6-8			75.0%	Game: 75.0%		1,4				

9

No. 15 Wisconsin 80, UW-Milwaukee December 11, 2001 Kohl Center, Madison, Wis.

Official Basketball Box Score -- GAME TOTALS -- FINAL STATISTICS
UW Milwaukee Panthers vs #15 Wisconsin-12-11-01 7:00PM CST, Kohl Center, Madison, Wis

VISITORS: UW Milwaukee Panthers 0-0, 4-5		TOT-FG 3-PT		REBOUNDS											
##	Player Name	FG-FGA	FG-FGA	FT-FTA	OF	DE	TOT	PF	TP	A	TO	BLK	S	MIN	
15	Wilhite, Jessica....	f	2-7	0-3	0-0	0	2	2	4	4	2	2	0	1	29
20	Kaufmann, Stefanie..	f	3-5	0-0	1-3	1	2	3	0	7	0	2	0	0	25
24	Viall, Maria.....	c	6-13	0-0	5-5	4	4	8	4	17	2	3	2	1	28
03	Klaas, Allison.....	g	1-4	1-4	2-2	0	2	2	2	5	2	3	0	1	27
22	Tamm, Holly.....	g	2-8	1-3	2-2	0	3	3	3	7	4	2	0	1	26
05	Becker, Kimberly....	g	0-3	0-0	0-1	0	3	3	0	0	1	0	0	0	6
10	Chudy, Elizabeth....	g	2-5	2-3	0-0	1	1	2	0	6	0	3	0	2	11
21	Huff, Teri.....	g	1-3	0-0	0-0	0	0	0	0	2	0	0	0	0	4
25	Willoughby, Malika..	g	1-3	0-1	3-4	0	2	2	1	5	1	3	1	0	14
30	Gregory, Antoinette..	g	0-0	0-0	0-0	0	0	0	1	0	0	0	0	0	2
32	Wenzel, Angela.....	g	3-5	1-2	1-2	1	2	3	4	8	0	0	1	0	16
34	Guiterrez, Christine	g	0-2	0-0	0-0	1	3	4	1	0	2	1	2	0	12
TEAM.....							4	4							
Totals.....		21-58	5-16	14-19	8	28	36	20	61	14	19	6	6	200	
TOTAL FG% 1st Half: 10-27 37.0%		2nd Half: 11-31 35.5%		Game: 36.2%		DEADB									
3-Pt. FG% 1st Half: 4-10 40.0%		2nd Half: 1-6 16.7%		Game: 31.3%		REBS									
F Throw % 1st Half: 4-5 80.0%		2nd Half: 10-14 71.4%		Game: 73.7%		2,1									

HOME TEAM: #15 Wisconsin 0-0, 8-1

VISITORS: UW Milwaukee Panthers 0-0, 4-5		TOT-FG 3-PT		REBOUNDS											
##	Player Name	FG-FGA	FG-FGA	FT-FTA	OF	DE	TOT	PF	TP	A	TO	BLK	S	MIN	
32	Black, Kyle.....	f	6-11	3-8	0-0	0	0	0	1	15	4	1	0	2	27
41	Stomski, Jessie.....	f	11-16	0-2	5-9	0	11	11	2	27	1	1	0	1	29
44	Ashbaugh, Emily.....	c	1-4	0-0	0-0	1	1	2	3	2	0	1	1	1	14
11	Rich, Stephanie.....	g	0-6	0-3	0-0	1	1	2	2	0	1	2	0	1	13
30	Moore, Tamara.....	g	3-6	0-2	5-9	3	7	10	2	11	8	3	1	1	31
01	Smith, Candace.....	g	0-1	0-0	0-0	1	1	2	4	0	1	1	0	0	10
22	Hefte, Leah.....	g	1-3	1-3	0-0	0	1	1	2	3	0	1	0	1	13
25	Gebisa, Ebba.....	g	5-10	0-0	5-6	2	4	6	2	15	1	3	1	1	24
40	Nicols, Shawna.....	g	0-1	0-0	0-2	0	0	0	1	0	1	0	0	1	8
42	Jauch, Leslie.....	g	1-1	0-0	0-0	0	3	3	1	2	0	0	0	0	6
43	Seeger, Kristi.....	g	1-3	1-1	2-4	3	2	5	0	5	3	2	1	1	18
52	Jirovec, Sarah.....	g	0-3	0-0	0-0	0	0	0	1	0	0	0	0	0	7
TEAM.....							3	1	4						
Totals.....		29-65	5-19	17-30	14	32	46	21	80	20	15	4	10	200	
TOTAL FG% 1st Half: 18-37 48.6%		2nd Half: 11-28 39.3%		Game: 44.6%		DEADB									
3-Pt. FG% 1st Half: 2-11 18.2%		2nd Half: 3-8 37.5%		Game: 26.3%		REBS									
F Throw % 1st Half: 6-9 66.7%		2nd Half: 11-21 52.4%		Game: 56.7%		6									

Officials: Sally Bell, Beverly Roberts, Marvin Sykes
Technical fouls: UW Milwaukee Panthers-None. #15 Wisconsin-None. Attendance: 5370
Score by Periods
UW Milwaukee Panthers..... 1st 2nd Total
#15 Wisconsin..... 28 33 - 61
#15 Wisconsin..... 44 36 - 80

10

No. 15 Wisconsin vs. Drake December 13, 2001 Kohl Center, Madison, Wis.

Official Basketball Box Score -- GAME TOTALS -- FINAL STATISTICS
Drake Bulldogs vs #15 Wisconsin-12-13-01 7:00pm CST at Kohl Center, Madison, Wisconsin

VISITORS: Drake Bulldogs 0-0, 4-3		TOT-FG 3-PT		REBOUNDS											
##	Player Name	FG-FGA	FG-FGA	FT-FTA	OF	DE	TOT	PF	TP	A	TO	BLK	S	MIN	
34	Richards, Erin.....	f	6-13	1-4	0-0	1	2	3	0	13	1	1	1	2	35
55	Nelson, Molly.....	f	2-6	0-1	2-2	1	4	5	1	6	0	0	0	1	13
5	Bennett, Carla.....	c	5-13	0-0	0-0	3	1	4	4	10	2	4	4	2	34
20	Schmitz, Stephanie..	g	4-12	3-7	2-2	2	7	9	4	13	6	5	1	2	35
22	Anderson, Jayme.....	g	6-12	0-0	2-4	5	1	6	4	14	3	3	0	2	38
03	Kappel, Mandy.....	g	0-1	0-0	0-0	0	0	0	0	0	0	0	0	0	1
11	Juhlin, Kerry.....	g	0-1	0-0	0-0	0	0	0	0	0	0	0	0	0	6
15	Head, Maureen.....	g	1-4	0-0	1-2	2	0	2	2	3	1	0	0	1	24
41	Mosely, Ja'Nae.....	g	1-6	0-2	0-0	1	1	2	2	2	2	2	0	2	10
45	Meggors, Kris.....	g	0-0	0-0	0-0	0	0	0	0	0	0	0	0	0	4
TEAM.....							2	1	3						
Totals.....		25-68	4-14	7-10	17	17	34	17	61	16	15	6	12	200	
TOTAL FG% 1st Half: 19-35 54.3%		2nd Half: 6-33 18.2%		Game: 36.8%		DEADB									
3-Pt. FG% 1st Half: 3-8 37.5%		2nd Half: 1-6 16.7%		Game: 28.6%		REBS									
F Throw % 1st Half: 4-4 100%		2nd Half: 3-6 50.0%		Game: 70.0%		1,1									

HOME TEAM: #15 Wisconsin 0-0, 9-1

VISITORS: Drake Bulldogs 0-0, 4-3		TOT-FG 3-PT		REBOUNDS											
##	Player Name	FG-FGA	FG-FGA	FT-FTA	OF	DE	TOT	PF	TP	A	TO	BLK	S	MIN	
32	Black, Kyle.....	f	5-10	3-8	0-0	1	0	1	1	13	1	2	0	1	36
41	Stomski, Jessie.....	f	6-18	0-0	8-9	1	8	9	1	20	1	2	2	2	34
44	Ashbaugh, Emily.....	c	6-7	0-0	1-2	1	4	5	2	13	1	1	5	0	27
11	Rich, Stephanie.....	g	0-2	0-1	0-0	1	0	1	0	0	1	1	0	0	10
30	Moore, Tamara.....	g	4-12	1-6	7-7	3	5	8	3	16	11	6	0	4	36
01	Smith, Candace.....	g	0-0	0-0	0-0	0	1	1	0	0	0	2	0	0	3
22	Hefte, Leah.....	g	1-1	1-1	0-1	0	2	2	2	3	0	0	0	0	5
25	Gebisa, Ebba.....	g	1-1	0-0	1-2	2	1	3	2	3	1	0	1	0	14
40	Nicols, Shawna.....	g	1-2	0-1	0-0	0	0	0	0	2	0	0	0	0	5
43	Seeger, Kristi.....	g	2-4	0-1	0-0	2	5	7	0	4	2	2	1	1	25
52	Jirovec, Sarah.....	g	0-0	0-0	0-0	0	0	0	1	0	0	0	0	0	5
TEAM.....							5	2	7						
Totals.....		26-57	5-18	17-21	16	28	44	12	74	18	17	9	8	200	
TOTAL FG% 1st Half: 15-31 48.4%		2nd Half: 11-26 42.3%		Game: 45.6%		DEADB									
3-Pt. FG% 1st Half: 3-11 27.3%		2nd Half: 2-7 28.6%		Game: 27.8%		REBS									
F Throw % 1st Half: 1-2 50.0%		2nd Half: 16-19 84.2%		Game: 81.0%		1									

Officials: Lisa Mattingly, Ron Dressander, Judy Schneider
Technical fouls: Drake Bulldogs-None. #15 Wisconsin-None. Attendance: 5652
Score by Periods
Drake Bulldogs..... 1st 2nd Total
#15 Wisconsin..... 34 40 - 74

11

No. 14 Wisconsin 71, No. 7 Purdue 59 December 28, 2001 Kohl Center, Madison, Wis.

Official Basketball Box Score -- GAME TOTALS -- FINAL STATISTICS
#7 Purdue vs #14 Wisconsin

12-28-01 7 pm CST at Kohl Center, Madison, Wisconsin

VISITORS: #7 Purdue 9-2, 0-1															
		TOT-FG 3-PT			REBOUNDS										
##	Player Name	FG-FGA	FG-FGA	FT-FTA	OF	DE	TOT	PF	TP	A	TO	BLK	S	MIN	
02	Meadows, Laura.....	f	3-10	1-2	3-4	1	8	9	1	10	3	1	2	4	36
50	Wright, Shereka.....	f	5-16	0-1	4-6	3	5	8	4	14	1	4	1	6	36
55	Noon, Mary Jo.....	c	8-10	0-0	1-2	2	3	5	3	17	0	1	1	0	24
03	Komara, Kelly.....	g	4-13	0-3	3-6	2	6	8	2	11	4	3	0	2	40
33	Valek, Erika.....	g	2-7	1-3	0-0	2	1	3	4	5	1	3	0	0	27
04	Hicks, Lindsey.....	g	0-2	0-1	0-0	0	0	0	2	0	1	0	0	0	6
30	Jones, Beth.....	g	0-3	0-1	0-0	0	0	0	2	0	1	1	0	0	17
52	Heikes, Emily.....	g	1-3	0-0	0-0	2	1	3	0	2	0	1	0	0	14
TEAM.....						1	1	2							
Totals.....		23-64	2-11	11-18	13	25	38	18	59	11	14	4	12	20	
TOTAL FG% 1st Half: 11-34 32.4% 2nd Half: 12-30 40.0% Game: 35.9% DEADB															
3-Pt. FG% 1st Half: 1-5 20.0% 2nd Half: 1-6 16.7% Game: 18.2% REBS															
F Throw % 1st Half: 2-4 50.0% 2nd Half: 1-4 64.3% Game: 61.1% 4															

13

No. 12 Wisconsin 74, Indiana 54

January 3, 2002

Kohl Center, Madison, Wis.

Official Basketball Box Score -- GAME TOTALS -- FINAL STATISTICS

Indiana vs #12 Wisconsin-01-03-02 7:00pm CST at Kohl Center, Madison, WI

VISITORS: Indiana 8-6, 2-1

#	Player Name	TOT-FG		3-PT		REBOUNDS		PF	TP	A	TO	BLK	S	MIN
		FG-FGA	FG-FGA	FT-FTA	FT-FTA	OF	DE							
14	DeMuth, Jenny.....	f	1-2	0-0	0-0	0	1	1	0	2	0	2	1	22
30	McGinnis, Erin.....	f	2-7	2-4	0-0	1	2	3	1	6	1	3	0	18
42	Chapman, Jill.....	c	6-17	0-0	1-3	7	7	14	1	13	2	0	3	20
44	Cassady, Heather....	g	3-13	1-2	0-0	0	3	3	2	7	1	0	0	23
40	Jones, Tara.....	g	6-15	1-2	0-0	1	2	3	2	13	3	2	0	12
11	Lazic, Jelena.....	g	1-1	0-0	0-0	0	1	1	4	2	0	0	0	7
11	Lazic, Jelena.....	g	1-1	1-1	0-0	1	0	1	0	3	0	2	0	18
24	Hartman, Jill.....	g	2-2	0-0	0-0	3	1	4	4	4	1	0	0	13
32	Skapin, Allison.....	g	0-3	0-1	1-2	0	0	0	0	1	1	0	0	16
34	Asubuhi, Khisha.....	g	1-4	0-0	1-2	2	1	3	2	3	0	3	0	12
54	Gathing, Jamie.....	g	1-4	0-0	1-2	2	1	3	2	3	0	3	0	12
TEAM.....						1	1	2						
Totals.....		23-65	5-10	3-7	16	19	35	16	54	9	12	4	8	200
TOTAL FG % 1st Half: 9-30		30.0%	2nd Half: 14-35	40.0%	Game: 35.4%		DEADB							
3-Pt. FG % 1st Half: 3-7		42.9%	2nd Half: 2-3	66.7%	Game: 50.0%		REBS							
F Throw % 1st Half: 1-4		25.0%	2nd Half: 2-3	66.7%	Game: 42.9%		1,1							

HOME TEAM: #12 Wisconsin 12-1, 3-0

#	Player Name	TOT-FG		3-PT		REBOUNDS		PF	TP	A	TO	BLK	S	MIN
		FG-FGA	FG-FGA	FT-FTA	FT-FTA	OF	DE							
41	Stomski, Jessie.....	f	8-17	0-1	5-8	2	1	3	2	21	3	1	0	30
43	Seeger, Kristi.....	f	3-3	0-0	0-0	1	4	5	1	6	0	0	1	28
44	Ashbaugh, Emily.....	c	3-6	0-0	0-0	1	7	8	2	6	2	3	3	20
30	Moore, Tamara.....	g	7-13	3-4	2-2	1	5	6	0	19	2	3	2	35
32	Black, Kyle.....	g	3-7	2-5	0-0	0	2	2	2	8	1	2	0	30
01	Smith, Candace.....	g	0-1	0-0	0-0	0	0	0	2	0	1	2	0	8
01	Smith, Candace.....	g	2-4	0-1	1-2	2	4	6	0	5	0	0	0	14
11	Rich, Stephanie.....	g	0-1	0-0	1-2	0	1	1	0	1	0	1	0	10
22	Hefte, Leah.....	g	2-2	0-0	3-5	3	4	7	0	7	2	0	0	16
25	Gebisa, Ebba.....	g	0-0	0-0	0-0	0	0	0	0	0	1	0	0	5
40	Nicols, Shawna.....	g	0-1	0-0	1-2	0	0	0	0	1	1	0	0	4
52	Jirovec, Sarah.....	g	0-1	0-0	1-2	0	0	0	0	1	1	0	0	4
TEAM.....						3	2	4						
Totals.....		28-55	5-11	13-21	13	29	42	9	74	12	14	8	10	200
TOTAL FG % 1st Half: 12-25		48.0%	2nd Half: 16-30	53.3%	Game: 50.9%		DEADB							
3-Pt. FG % 1st Half: 3-6		50.0%	2nd Half: 2-5	40.0%	Game: 45.5%		REBS							
F Throw % 1st Half: 3-5		60.0%	2nd Half: 10-16	62.5%	Game: 61.9%		2							

Officials: Sally Bell, Bryan Entlerline, John Whitson

Technical fouls: Indiana-None. #12 Wisconsin-None.

Attendance: 5987

Score by Periods

1st 2nd Total

Indiana..... 22 32 - 54

#12 Wisconsin..... 30 44 - 74

15

No. 5 Wisconsin 86, Michigan State 78 2OT

January 10, 2002

Breslin Center, East Lansing, Mich.

Official Basketball Box Score -- GAME TOTALS -- FINAL STATISTICS

Wisconsin vs Michigan State

1/10/02 7:00 p.m. at East Lansing, Mich. (Breslin Center)

VISITORS: Wisconsin 14-15/0-0 Big Ten

#	Player Name	TOT-FG		3-PT		REBOUNDS		PF	TP	A	TO	BLK	S	MIN
		FG-FGA	FG-FGA	FT-FTA	FT-FTA	OF	DE							
41	Stomski, Jessie.....	f	11-20	1-3	4-6	4	5	9	4	27	0	5	0	1
43	Seeger, Kristi.....	f	2-2	0-0	3-3	1	6	7	0	7	2	1	1	25
44	Ashbaugh, Emily.....	c	0-2	0-0	2-2	2	7	9	2	2	2	1	0	28
30	Moore, Tamara.....	g	7-17	3-10	7-8	1	4	5	1	24	5	5	2	44
32	Black, Kyle.....	g	7-15	4-12	3-4	0	1	1	1	21	3	1	0	3
01	Smith, Candace.....	g	0-1	0-1	0-0	0	1	1	3	0	4	0	0	12
11	Rich, Stephanie.....	g	1-5	1-5	0-0	2	0	2	0	3	1	1	0	12
22	Hefte, Leah.....	g	0-2	0-2	0-0	1	0	1	2	0	1	0	0	11
25	Gebisa, Ebba.....	g	1-5	0-0	0-0	2	2	4	0	2	0	1	2	23
52	Jirovec, Sarah.....	g	0-0	0-0	0-0	0	0	0	0	0	0	0	0	4
TEAM.....						1								
Totals.....		29-69	9-33	19-23	13	26	39	13	86	18	17	7	13	250
TOTAL FG % 1st Half: 12-32		37.5%	2nd Half: 13-29	44.8%	OT: 4-8		50.0%		Game: 42.0%		DEADB			
3-Pt. FG % 1st Half: 4-16		25.0%	2nd Half: 3-13	23.1%	OT: 2-4		50.0%		Game: 27.3%		REBS			
F Throw % 1st Half: 1-1		100%	2nd Half: 5-6	83.3%	OT: 13-16		81.3%		Game: 82.6%		3			

HOME TEAM: Michigan State 10-5/0-4 Big Ten

#	Player Name	TOT-FG		3-PT		REBOUNDS		PF	TP	A	TO	BLK	S	MIN
		FG-FGA	FG-FGA	FT-FTA	FT-FTA	OF	DE							
03	Page, Julie.....	f	3-6	1-1	3-4	6	2	8	5	10	1	2	0	2
25	Salscheider, Abby....	f	1-3	0-0	0-0	0	3	3	0	2	0	0	0	19
42	Roeberg, Kelli.....	c	7-21	0-0	2-2	3	3	6	3	16	3	0	0	39
04	Haynie, Kristin.....	g	2-7	1-1	4-4	1	2	3	9	6	8	1	3	42
40	Reese, Vnemina.....	g	2-4	0-1	2-3	1	2	3	5	6	5	3	0	1
10	Jackson, Candice.....	g	0-0	0-0	0-0	0	1	0	0	0	0	1	0	1
15	Callier, Jennifer....	g	2-3	0-0	0-0	1	0	1	1	4	0	1	0	11
21	Bromfield, Syreeta...	g	9-33	3-11	0-0	7	6	13	1	21	1	3	0	2
23	Recker, Maria.....	g	0-2	0-0	0-0	0	0	0	0	0	0	0	0	1
24	Johnson, Joy.....	g	2-3	0-1	0-0	0	3	3	1	4	0	0	0	14
33	Ellis, Cortnee.....	g	3-10	0-4	0-0	2	2	4	0	6	2	3	0	1
TEAM.....						4								
Totals.....		31-82	5-21	11-13	25	28	53	19	78	18	21	1	9	250
TOTAL FG % 1st Half: 15-33		45.5%	2nd Half: 11-31	35.5%	OT: 5-18		27.8%		Game: 37.8%		DEADB			
3-Pt. FG % 1st Half: 2-5		40.0%	2nd Half: 2-6	33.3%	OT: 1-10		10.0%		Game: 23.8%		REBS			
F Throw % 1st Half: 4-5		80.0%	2nd Half: 3-4	75.0%	OT: 4-4		100%		Game: 84.6%		2			

Officials: Barb Smith, Sue Kennedy, Laura Morris

Technical fouls: Wisconsin-None. Michigan State-None.

Attendance: 1595

Score by Periods

1st 2nd OT OT2 Total

Wisconsin..... 29 34 10 13 - 86

Michigan State..... 36 27 10 5 - 78

14

No. 12 Wisconsin 89, No. 18 Michigan 74

January 6, 2002

Kohl Center, Madison, Wis.

Official Basketball Box Score -- GAME TOTALS -- FINAL STATISTICS

#18 Michigan vs #12 Wisconsin-01-06-02 1:30 pm, CST at Kohl Center, Madison, WI

VISITORS: #18 Michigan 11-4, 1-3

#	Player Name	TOT-FG		3-PT		REBOUNDS		PF	TP	A	TO	BLK	S	MIN
		FG-FGA	FG-FGA	FT-FTA	FT-FTA	OF	DE							
01	Pool, Tabitha.....	f	6-11	0-0	2-2	2	4	6	2	14	6	2	0	1
54	Smith, Jennifer.....	f	4-12	0-0	5-9	3	4	7	4	13	1	3	2	1
44	Bies, LeeAnn.....	c	11-17	0-0	5-7	5	8	13	3	27	2	1	0	39
30	Oosterle, Heather....	g	0-2	0-1	0-0	0	2	2	1	0	0	2	0	17
04	Jara, Susana.....	g	0-9	2-5	0-0	0	0	0	1	6	1	5	0	1
04	Jara, Susana.....	g	0-0	0-0	0-0	1	0	1	1	0	1	2	0	2
20	Hauser-Price, Sierra	g	0-0	0-0	0-0	0	0	0	0	0	0	0	0	5
33	Gandy, Stephanie....	g	2-4	0-0	5-6	1	1	2	2	9	1	3	0	1

17

No. 5 Wisconsin 74, Illinois 69

January 17, 2002

Kohl Center, Madison, Wis.

Official Basketball Box Score -- GAME TOTALS -- FINAL STATISTICS

Illinois vs #5 Wisconsin
1-17-02 7 p.m., CST at Kohl Center, Madison, WI

VISITORS: Illinois 11-5, 4-2

##	Player Name	TOT-FG 3-PT			REBOUNDS			PF	TP	A	TO	BLK	S	MIN
		FG-FGA	FG-FGA	FT-FTA	OF	DE	TOT							
52	Vana, Dawn.....	f	6-9	0-1	2-2	3	2	5	2	14	7	2	1	31
55	Dallas, Cindy.....	f	6-10	0-0	3-5	2	2	4	4	15	1	1	1	31
11	Marcauskaitis, Iveta..	c	11-15	0-0	5-7	4	4	8	0	27	5	2	1	35
23	Hunter, Shavonna.....	g	2-9	0-3	0-2	0	1	1	2	4	0	3	1	38
30	Yanni, Aminata.....	g	1-4	0-0	0-0	0	1	1	2	0	3	0	0	15
00	Smith, Yolanda.....	g	0-0	0-0	0-0	0	0	0	1	0	0	0	0	1
22	Guthrie, Tiffanie.....	g	2-5	0-0	0-0	3	1	4	1	4	1	1	1	21
25	Issenmann, Jere.....	g	0-1	0-1	0-0	0	0	0	0	0	0	0	0	4
32	Hagberg, Karen.....	g	0-5	0-0	1-2	2	1	3	3	1	0	3	0	14
33	Williams, Angelina.....	g	1-3	0-0	0-0	0	0	0	0	2	0	0	0	10
TEAM.....														
Totals.....		29-61	0-5	11-18	15	12	27	14	69	14	15	5	17	200
TOTAL FG% 1st Half: 14-34		41.2%	2nd Half: 15-27		55.6%	Game: 47.5%		DEADB						
3-Pt. FG% 1st Half: 0-2		0.0%	2nd Half: 0-3		0.0%	Game: 0.0%		REBS						
F Throw % 1st Half: 1-5		20.0%	2nd Half: 10-13		76.9%	Game: 61.1%		2/1						

HOME TEAM: #5 Wisconsin 16-1, 7-0

##	Player Name	TOT-FG 3-PT			REBOUNDS			PF	TP	A	TO	BLK	S	MIN
		FG-FGA	FG-FGA	FT-FTA	OF	DE	TOT							
41	Stomski, Jessie.....	f	11-12	0-0	2-3	1	6	7	3	24	2	3	1	37
43	Seeger, Kristi.....	f	1-3	0-0	1-2	3	3	6	1	3	2	3	0	18
44	Ashbaugh, Emily.....	c	6-9	0-0	0-0	4	7	11	3	12	4	2	0	29
30	Moore, Tamara.....	g	6-10	2-4	3-4	2	1	3	3	17	7	0	2	37
32	Black, Kyle.....	g	4-11	2-8	2-2	0	1	1	0	12	2	4	0	34
01	Smith, Candace.....	g	0-1	0-0	0-1	0	0	0	1	0	1	2	0	9
11	Rich, Stephanie.....	g	1-2	1-2	1-2	0	2	2	0	4	1	0	1	13
22	Heftle, Leah.....	g	1-4	0-2	0-0	1	0	1	0	2	0	1	0	9
25	Gebisa, Ebba.....	g	0-0	0-0	0-0	0	0	0	0	0	2	1	0	14
TEAM.....														
Totals.....		30-52	5-16	9-14	13	22	35	11	74	19	24	3	9	200
TOTAL FG% 1st Half: 15-31		48.4%	2nd Half: 15-21		71.4%	Game: 57.7%		DEADB						
3-Pt. FG% 1st Half: 2-10		20.0%	2nd Half: 3-6		50.0%	Game: 31.3%		REBS						
F Throw % 1st Half: 3-7		42.9%	2nd Half: 6-7		85.7%	Game: 64.3%		1						

Officials: Dennis Mayer, Kathy Lynch, Jerry Gibbons

Technical fouls: Illinois-None. #5 Wisconsin-None.

Attendance: 6828

Score by Periods

	1st	2nd	Total
Illinois.....	29	40	69
#5 Wisconsin.....	35	39	74

18

No. 5 Wisconsin 85, Minnesota 92

January 20, 2002

Kohl Center, Madison, Wis.

Official Basketball Box Score -- GAME TOTALS -- FINAL STATISTICS

Minnesota vs #5 Wisconsin-01/20/02 1:30 PM CST at Kohl Center, Madison, WI

VISITORS: Minnesota 14-3, 4-2

##	Player Name	TOT-FG 3-PT			REBOUNDS			PF	TP	A	TO	BLK	S	MIN
		FG-FGA	FG-FGA	FT-FTA	OF	DE	TOT							
25	Von Wald, Corrin.....	f	6-10	1-3	4-7	0	2	2	4	17	2	3	0	27
35	Andersson, Kaddija.....	f	3-10	0-0	2-3	3	3	6	3	8	3	2	0	32
44	McCarville, Janel.....	c	7-11	0-0	5-5	3	4	7	1	19	3	7	0	29
13	Whalen, Lindsay.....	g	12-18	3-4	5-9	2	7	9	3	32	7	2	1	39
21	Lieser, Lindsay.....	g	3-6	2-3	0-0	0	4	4	1	8	2	1	0	37
03	Henberg, Ebba.....	g	0-0	0-0	2-2	0	1	1	0	2	0	1	0	7
10	Prince, Kim.....	g	3-3	0-0	0-0	2	1	3	0	6	0	1	2	19
TEAM.....														
Totals.....		34-58	6-10	18-26	12	25	37	12	92	17	17	3	10	200
TOTAL FG% 1st Half: 14-25		56.0%	2nd Half: 20-33		60.6%	Game: 58.6%		DEADB						
3-Pt. FG% 1st Half: 3-3		100%	2nd Half: 3-7		42.9%	Game: 60.0%		REBS						
F Throw % 1st Half: 15-20		75.0%	2nd Half: 3-6		50.0%	Game: 69.2%		2						

HOME TEAM: #5 Wisconsin 16-2, 7-1

##	Player Name	TOT-FG 3-PT			REBOUNDS			PF	TP	A	TO	BLK	S	MIN
		FG-FGA	FG-FGA	FT-FTA	OF	DE	TOT							
41	Stomski, Jessie.....	f	7-15	1-4	1-3	0	4	4	5	16	2	0	1	24
43	Seeger, Kristi.....	f	6-12	0-0	3-3	4	5	9	0	15	2	3	0	26
44	Ashbaugh, Emily.....	c	3-4	0-0	0-0	3	1	4	2	6	0	0	1	20
30	Moore, Tamara.....	g	8-18	2-7	3-3	3	1	4	4	21	7	6	0	34
32	Black, Kyle.....	g	3-10	3-10	0-0	0	0	0	3	9	3	1	0	32
01	Smith, Candace.....	g	1-1	1-1	0-0	0	0	0	3	3	3	2	0	7
11	Rich, Stephanie.....	g	1-5	1-4	0-0	1	2	3	3	3	2	2	1	13
22	Heftle, Leah.....	g	0-2	0-1	0-0	0	0	0	0	0	2	0	0	8
25	Gebisa, Ebba.....	g	6-8	0-0	0-0	2	3	5	0	12	0	0	0	28
40	Nicols, Shawna.....	g	0-0	0-0	0-0	0	0	0	0	0	0	0	0	1
42	Jauch, Leslie.....	g	0-0	0-0	0-0	0	1	1	2	0	0	0	0	3
52	Jirovec, Sarah.....	g	0-0	0-0	0-0	0	0	0	1	0	0	1	0	4
TEAM.....														
Totals.....		35-75	8-27	7-9	17	18	35	23	85	19	17	3	5	200
TOTAL FG% 1st Half: 15-30		50.0%	2nd Half: 20-45		44.4%	Game: 46.7%		DEADB						
3-Pt. FG% 1st Half: 2-10		20.0%	2nd Half: 6-17		35.3%	Game: 29.6%		REBS						
F Throw % 1st Half: 3-4		75.0%	2nd Half: 4-5		80.0%	Game: 77.8%		0						

Officials: Ron Dressander, Joe Cunningham, Judy Schneider

Technical fouls: Minnesota-None. #5 Wisconsin-None.

Attendance: 17142 (BIG TEN SINGLE GAME ATTENDANCE RECORD)

Score by Periods

	1st	2nd	Total
Minnesota.....	46	46	92
#5 Wisconsin.....	35	50	85

19

No. 9 Wisconsin 63, Indiana 70 OT

January 24, 2002

Assembly Hall, Bloomington, IN

Official Basketball Box Score -- GAME TOTALS -- FINAL STATISTICS

No. 8 Wisconsin vs Indiana
1/24/02 7:00 at Bloomington, Ind. (Assembly Hall)

VISITORS: No. 8 Wisconsin 16-3, 7-2

##	Player Name	TOT-FG 3-PT			REBOUNDS			PF	TP	A	TO	BLK	S	MIN
		FG-FGA	FG-FGA	FT-FTA	OF	DE	TOT							
41	Stomski, Jessie.....	f	6-15	0-0	2-2	2	9	11	5	14	3	8	2	42
43	Seeger, Kristi.....	f	0-0	0-0	0-0	1	1	2	0	0	0	1	0	17
44	Ashbaugh, Emily.....	c	5-8	0-0	0-0	3	5	8	3	10	2	3	2	42
30	Moore, Tamara.....	g	9-19	1-5	4-4	1	5	6	5	23	2	3	2	42
32	Black, Kyle.....	g	4-14	3-8	1-2	0	2	2	4	12	2	3	0	27
01	Smith, Candace.....	g	1-2	0-1	0-0	0	1	1	4	2	4	2	0	37
11	Rich, Stephanie.....	g	0-1	0-0	0-0	0	2	2	1	0	0	1	0	7
22	Heftle, Leah.....	g	1-2	0-1	0-0	0	0	0	2	2	2	1	0	7
42	Jauch, Leslie.....	g	0-0	0-0	0-0	0	0	0	0	0	0	0	0	1
52	Jirovec, Sarah.....	g	0-0	0-0	0-0	0	0	0	0	0	1	0	0	2
TEAM.....														
Totals.....		26-61	4-15	7-8	11	29	40	24	63	15	25	6	10	224

</

21

No. 15 Wisconsin 57, Michigan State 38

January 30, 2002

Kohl Center, Madison, Wis.

Official Basketball Box Score -- GAME TOTALS -- FINAL STATISTICS

Michigan State vs #15 Wisconsin

1/30/02 7:00 pm CST at Kohl Center, Madison, WI

VISITORS: Michigan State 14-7, 4-6

# Player Name	TOT-FG		3-PT		REBOUNDS		PF	TP	A	TO	BLK	S	MIN
	FG-FGA	FG-FGA	FT-FTA	FT-FTA	OF	DE							
03 Pagel, Julie..... f	5-8	0-0	3-4	2 1 3	3	13	2	1	0	2	34		
15 Callier, Jennifer... c	0-1	0-0	2-2	1 1 2	0	2	0	1	0	0	10		
04 Haynie, Kristin.... g	3-6	2-2	4-4	1 4 5	0	12	3	2	0	1	38		
10 Jackson, Candice... g	3-7	0-1	4-4	3 1 4	1	10	2	0	0	1	22		
00 Reese, Vnemina.... g	1-6	0-0	1-2	1 1 2	2	2	1	2	0	1	30		
21 Bromfield, Syreeta..	2-9	0-0	2-3	1 3 4	2	6	2	1	2	0	20		
23 Recker, Maria.....	0-0	0-0	0-0	0 0 0	0	0	0	0	0	0	2		
24 Johnson, Joy.....	1-2	0-0	0-0	0 0 0	3	2	0	1	0	1	8		
33 Ellis, Cortne.....	1-5	0-1	1-2	1 1 2	0	3	0	0	0	1	10		
42 Roehrig, Kelli.....	4-7	0-0	0-0	1 2 3	2	8	0	2	0	1	26		
TEAM.....				2 2 4									
Totals.....	20-51	2-5	16-19	13 16 29	13	58	10	13	2	7	200		

TOTAL FG% 1st Half: 11-28 39.3% 2nd Half: 9-23 39.1% Game: 39.2% DEADB
 3-Pt. FG% 1st Half: 1-4 25.0% 2nd Half: 1-1 100% Game: 40.0% REBS
 F Throw % 1st Half: 8-9 88.9% 2nd Half: 8-10 80.0% Game: 84.2% 1

HOME TEAM: #15 Wisconsin 16-5, 7-4

# Player Name	TOT-FG		3-PT		REBOUNDS		PF	TP	A	TO	BLK	S	MIN
	FG-FGA	FG-FGA	FT-FTA	FT-FTA	OF	DE							
41 Stomski, Jessie..... f	11-16	0-0	3-5	3 5 8	2	25	2	2	0	1	38		
44 Ashbaugh, Emily.... c	4-7	0-0	2-2	2 1 3	4	10	1	3	2	0	24		
30 Moore, Tamara..... g	4-8	2-4	2-2	0 3 3	5	12	6	3	0	6	38		
31 Smith, Candace.... g	0-2	0-1	0-0	0 0 0	2	0	2	0	0	0	10		
32 Black, Kyle..... g	2-9	1-6	0-0	2 1 3	2	5	2	2	0	1	35		
01 Rich, Stephanie....	0-1	0-0	0-0	0 2 2	3	0	2	0	0	1	13		
11 Rich, Stephanie....	1-2	1-2	0-0	0 1 1	0	3	1	2	0	0	10		
40 Nicols, Shawna....	0-0	0-0	0-0	0 1 1	0	0	2	0	1	0	6		
42 Jauch, Leslie.....	0-0	0-0	0-0	0 0 0	1	0	0	1	0	1	2		
43 Seeger, Kristi.....	0-2	0-1	2-2	0 3 3	1	2	2	1	0	0	19		
52 Jirovec, Sarah.....	0-0	0-0	0-0	0 0 0	0	0	1	0	0	0	5		
TEAM.....				3 3 6									
Totals.....	22-47	4-14	9-11	10 20 30	20	57	18	17	3	10	200		

TOTAL FG% 1st Half: 11-20 55.0% 2nd Half: 11-27 40.7% Game: 39.2% DEADB
 3-Pt. FG% 1st Half: 1-5 20.0% 2nd Half: 3-9 33.3% Game: 29.6% REBS
 F Throw % 1st Half: 7-9 77.8% 2nd Half: 2-2 100% Game: 81.8% 1

Officials: Art Bomengen, Bill Stokes, Mark Zentz

Technical fouls: Michigan State-None. #15 Wisconsin-None.

Attendance: 6483

Score by Periods

Michigan State..... 1st 2nd Total

#15 Wisconsin..... 31 27 - 58

Michigan State..... 30 27 - 57

22

No. 15 Wisconsin 55, No. 7 Purdue 65

February 3, 2002

Mackey Arena, W. Lafayette, Ind.

Official Basketball Box Score -- GAME TOTALS -- FINAL STATISTICS

#15 Wisconsin vs Purdue

02/03/02 2:00 PM EST at Mackey Arena - West Lafayette, IN

VISITORS: #15 Wisconsin 16-6 (7-5)

		TOT-FG		3-PT		REBOUNDS								
#	Player Name	FG-FGA	FG-FGA	FT-FTA	OF	DE	TOT	PF	TP	A	TO	BLK	S	MIN
30	Moore, Tamara..... f	5-10	1-4	2-3	3	3	6	4	13	8	7	1	2	33
41	Stomski, Jessie..... f	7-14	0-0	2-4	3	8	11	1	16	1	2	0	0	38
44	Ashbaugh, Emily.... c	2-3	0-0	0-0	1	3	4	4	4	4	2	0	1	16
32	Black, Kyle..... g	1-5	1-4	2-2	3	2	5	0	5	1	2	0	0	37
43	Seeger, Kristi..... g	3-7	0-1	0-0	1	1	2	1	6	2	1	1	0	17
01	Smith, Candace....	0-2	0-0	0-0	0	0	0	0	1	0	1	3	0	1
11	Rich, Stephanie....	3-6	1-4	0-0	1	3	4	2	7	0	3	0	2	22
22	Heftle, Leah.....	0-1	0-0	0-0	0	0	0	0	0	0	0	0	0	3
25	Gebisa, Ebba.....	2-7	0-1	0-0	0	4	4	4	4	1	2	2	0	24
52	Jirovec, Sarah.....	0-0	0-0	0-0	0	0	0	0	0	0	0	0	0	0
TEAM.....					2	1	3							
Totals.....		23-55	3-14	6-9	14	25	39	17	55	14	22	5	5	200

TOTAL FG% 1st Half: 10-27 37.0% 2nd Half: 13-28 46.4% Game: 41.8% DEADB
 3-Pt. FG% 1st Half: 2-7 28.6% 2nd Half: 1-7 14.3% Game: 21.4% REBS
 F Throw % 1st Half: 2-2 100% 2nd Half: 4-7 57.1% Game: 66.7% 2

HOME TEAM: Purdue 18-3 (9-2)

# Player Name	TOT-FG		3-PT		REBOUNDS		PF	TP	A	TO	BLK	S	MIN
	FG-FGA	FG-FGA	FT-FTA	FT-FTA	OF	DE							
02 Meadows, Laura..... f	2-9	0-3	0-0	2 5 7	2	4	5	0	2	2	35		
50 Wright, Shereka.... f	4-11	0-0	14-15	2 3 5	3	22	2	1	1	1	31		
55 Noon, Mary Jo..... c	9-18	0-0	2-3	2 3 5	2	20	2	2	1	0	30		
03 Komara, Kelly..... g	3-7	0-2	1-2	0 4 4	1	7	4	2	0	5	37		
33 Valek, Erika..... g	2-6	0-1	2-2	1 1 2	1	6	1	4	0	3	37		
04 Hicks, Lindsey.....	0-0	0-0	0-0	0 0 0	0	0	0	0	0	0	5		
30 Jones, Beth.....	0-2	0-2	0-0	0 1 1	2	0	0	1	0	1	15		
52 Heftle, Leah.....	3-5	0-0	0-0	1 1 2	1	6	0	0	0	0	10		
TEAM.....				3 1 4									
Totals.....	23-58	0-8	19-22	11 19 30	12	65	12	10	4	12	200		

TOTAL FG% 1st Half: 10-31 32.3% 2nd Half: 13-27 48.1% Game: 39.7% DEADB
 3-Pt. FG% 1st Half: 0-4 0.0% 2nd Half: 0-4 0.0% Game: 0.0% REBS
 F Throw % 1st Half: 6-8 75.0% 2nd Half: 13-14 92.9% Game: 86.4% 2

Officials: Teresa Dahlem, Art Bomengen, Dennis Mayer

Technical fouls: #15 Wisconsin-None. Purdue-None.

Attendance: 13009

Score by Periods

#15 Wisconsin..... 1st 2nd Total

Purdue..... 26 39 - 65

23

No. 16 Wisconsin 64, Iowa 76

February 7, 2002

Kohl Center, Madison, Wis.

Official Basketball Box Score -- GAME TOTALS -- FINAL STATISTICS

University of Iowa vs #16 Wisconsin

02/07/02 7:00PM CST at Kohl Center, Madison, WI

VISITORS: University of Iowa 14-8, 7-5

# Player Name	TOT-FG		3-PT		REBOUNDS		PF	TP	A	TO	BLK	S	MIN
	FG-FGA	FG-FGA	FT-FTA	FT-FTA	OF	DE							
05 Watson, Jerica..... f	8-12	0-0	2-2	1 7 8	2	18	1	3	0	3	29		
50 Lillis, Jennie..... f	8-12	0-0	2-2	0 3 3	1	18	3	2	1	2	33		
02 Faulkner, Kristi.... g	4-7	2-4	4-5	2 2 4	2	14	2	4	0	0	35		
10 Meder, Lindsey..... g	3-7	0-1	0-0	1 1 2	3	6	8	3	0	0	35		
12 Wagner, Leah..... g	5-8	3-5	0-0	1 1 2	3	13	1	2	0	3	35		
11 Armstrong, Jenna....	1-1	1-1	0-0	0 0 0	1	3	3	0	0	1	10		
13 Calhoun, April.....	0-0	0-0	2-2	0 1 1	0	2	0	2	0	0	5		
44 Bullock, Beatrice...	0-1	0-0	0-0	0 6 6	2	0	1	2	0	0	16		
52 Cavey, Jamie.....	0-0	0-0	2-3	0 0 0	0	2	0	0	0	0	2		
TEAM.....				1 2 3									
Totals.....	29-48	6-11	12-14	6 23 29	14	76	19	18	1	9	200		

TOTAL FG% 1st Half: 15-21 71.4% 2nd Half: 14-27 51.9% Game: 60.4% DEADB
 3-Pt. FG% 1st Half: 3-4 75.0% 2nd Half: 3-7 42.9% Game: 54.5% REBS
 F Throw % 1st Half: 4-5 80.0% 2nd Half: 8-9 88.9% Game: 85.7% 0,1

HOME TEAM: #16 Wisconsin 16-7, 6-6

# Player Name	TOT-FG		3-PT		REBOUNDS		PF	TP	A	TO	BLK	S	MIN
	FG-FGA	FG-FGA	FT-FTA	FT-FTA	OF	DE							
41 Stomski, Jessie..... f	7-16	0-0	4-5	1 7 8	4	18	2	1	0	1	35		
43 Seeger, Kristi..... f	2-4	0-0	0-0	3 1 4	2	4	2	0	0	1	25		
44 Ashbaugh, Emily.... c	2-4	0-0	0-0	1 1 2	3	4	1	3	1	2	27		
30 Moore, Tamara..... g	6-12	3-4	1-2	1 2 3	5	16	7	3	1	2	32		
32 Black, Kyle..... g	5-15	3-11	0-0	2 3 5	0	13	4	4	0	1	36		
11 Rich, Stephanie....	3-5	1-3	0-1	0 1 1	0	7	2	1	0	2	15		
22 Heftle, Leah.....	0-0	0-0	0-0	0 0 0	1	0	1	0	0	0	4		
25 Gebisa, Ebba.....	1-2	0-0	0-0	0 0 0	2	2	0	4	0	1	17		
40 Nicols, Shawna....	0-0	0-0	0-0	0 0 0	0	0	0	1	0	1	8		
52 Jirovec, Sarah.....	0-0	0-0	0-0	0 0 0	0	0	0	0	0	0	1		
TEAM.....				2 2 2									
Totals.....	26-58	7-18	5-8	10 15 25	17	64	19	17	2	11	200		

TOTAL FG% 1st Half: 14-28 50.0% 2nd Half: 12-30 40.0% Game: 44.8% DEADB
 3-Pt. FG% 1st Half: 3-6 50.0% 2nd Half: 4-12 33.3% Game: 38.9% REBS
 F Throw % 1st Half: 4-7 57.1% 2nd Half: 1-1 100% Game: 62.5% 1

Officials: Sally Bell, Sue Kennedy, Bonita Spence

Technical fouls: University of Iowa-None. #16 Wisconsin-None.

Attendance: 7225

Score by Periods

University of Iowa..... 1st 2nd Total

#16 Wisconsin..... 37 29 - 76

#16 Wisconsin..... 35 29 - 64

24

No. 25 Wisconsin 80, Northwestern 47

February 14, 2002

Kohl Center, Madison, Wis.

25

Wisconsin 62, No. 16 Texas Tech 78
February 17, 2002
United Spirit Arena, Lubbock, Texas

Official Basketball Box Score -- GAME TOTALS -- FINAL STATISTICS
Wisconsin vs Texas Tech-2-17-02 1:03 PM at Lubbock, Texas

VISITORS: Wisconsin 17-8, 8-6

#	Player Name	TOT-FG		3-PT		REBOUNDS		PF	TP	A	TO	BLK	S	MIN
		FG-FGA	FG-FGA	FT-FTA	FT-FTA	OF	DE							
41	Stomski, Jessie.....	f	4-16	0-1	2-6	4	8	12	2	10	2	4	0	34
43	Seeger, Kristi.....	f	2-2	0-0	2-2	2	1	3	2	6	0	1	0	17
44	Ashbaugh, Emily.....	c	6-9	0-0	0-1	0	2	2	3	12	2	2	1	24
30	Moore, Tamara.....	g	7-12	1-4	1-2	0	2	2	3	16	6	3	0	29
32	Black, Kyle.....	g	5-11	3-7	1-1	3	3	6	0	14	3	2	1	37
01	Smith, Candace.....	c	0-2	0-0	0-0	0	1	1	3	0	3	1	0	21
11	Rich, Stephanie.....	c	0-3	0-0	0-0	0	2	2	1	0	1	0	0	13
22	Hefte, Leah.....	c	0-0	0-0	0-0	0	1	1	0	0	1	0	0	3
25	Gebisa, Ebba.....	c	1-6	0-0	2-2	2	2	4	0	4	0	1	0	22
TEAM.....						2	2							
Totals.....		25-61	4-12	8-14	13	22	35	14	62	17	16	2	6	200
TOTAL FG% 1st Half: 10-30		33.3%	2nd Half: 15-31		48.4%	Game: 41.0%		DEADB						
3-Pt. FG% 1st Half: 3-6		50.0%	2nd Half: 1-6		16.7%	Game: 33.3%		REBS						
F Throw % 1st Half: 3-5		60.0%	2nd Half: 5-9		55.6%	Game: 57.1%		2						

HOME TEAM: Texas Tech 15-9, 6-7

#	Player Name	TOT-FG		3-PT		REBOUNDS		PF	TP	A	TO	BLK	S	MIN
		FG-FGA	FG-FGA	FT-FTA	FT-FTA	OF	DE							
33	Ayers, Jolee.....	f	4-7	0-0	0-0	1	8	9	4	8	1	1	1	29
34	Ellison, Tanisha.....	c	3-4	0-0	0-0	1	2	3	2	6	1	3	1	18
11	White, Candi.....	g	3-5	0-1	0-0	2	1	3	0	6	4	3	0	35
15	Perkins, Jia.....	g	8-19	1-2	2-2	2	4	6	1	19	5	1	0	40
32	Tarr, Amber.....	g	6-8	3-4	2-2	1	4	5	1	17	4	2	0	33
03	Jackson, Casey.....	c	3-4	0-0	2-7	1	2	3	2	8	0	0	1	21
10	Daniels, LaTosha.....	c	0-0	0-0	0-0	0	0	0	0	0	0	0	0	1
23	Ritchie, Natalie.....	c	4-8	2-4	0-0	0	2	2	1	10	0	0	0	18
24	Simmons, Kari Jo.....	c	0-0	0-0	0-0	0	0	0	1	0	0	0	0	1
31	Greenwalt, Cisti.....	c	1-4	0-0	2-3	1	3	4	4	2	1	1	0	14
TEAM.....						1	1	2						
Totals.....		32-59	6-11	8-14	10	27	37	16	78	17	11	3	10	200
TOTAL FG% 1st Half: 14-29		48.3%	2nd Half: 18-30		60.0%	Game: 54.2%		DEADB						
3-Pt. FG% 1st Half: 0-1		0.0%	2nd Half: 6-10		60.0%	Game: 54.5%		REBS						
F Throw % 1st Half: 5-10		50.0%	2nd Half: 3-4		75.0%	Game: 57.1%		1						

Officials: Greg Small, Jan Herke, Charles Gonzalez

Technical fouls: Wisconsin-None. Texas Tech-None.

Attendance: 12258

Score by Periods

	1st	2nd	Total
Wisconsin.....	26	36	62
#16 Texas Tech.....	33	45	78

26

Wisconsin 74, No. 14 Minnesota 76
February 21, 2002
Williams Arena, Minneapolis, Minn.

Official Basketball Box Score -- GAME TOTALS -- FINAL STATISTICS
Wisconsin vs Minnesota

02/21/02 1:52 at Minneapolis, MN (Williams Arena)
VISITORS: Wisconsin 17-9, 8-7 Big Ten

#	Player Name	TOT-FG		3-PT		REBOUNDS		PF	TP	A	TO	BLK	S	MIN
		FG-FGA	FG-FGA	FT-FTA	FT-FTA	OF	DE							
41	Stomski, Jessie.....	f	6-15	0-0	0-2	3	5	8	2	12	1	2	1	36
43	Seeger, Kristi.....	f	2-5	0-0	2-2	1	2	3	0	6	1	3	0	10
44	Ashbaugh, Emily.....	c	3-8	0-0	0-0	2	0	2	4	6	0	1	4	24
30	Moore, Tamara.....	g	7-17	1-6	1-2	5	4	9	3	16	12	6	1	24
32	Black, Kyle.....	g	4-6	2-4	0-0	0	0	0	0	10	0	1	0	19
01	Smith, Candace.....	c	1-4	1-2	0-0	0	3	3	1	3	7	1	0	26
11	Rich, Stephanie.....	c	0-1	0-0	0-0	1	0	1	0	0	0	1	0	2
22	Hefte, Leah.....	c	6-9	5-8	2-2	1	2	3	1	19	0	0	0	21
25	Gebisa, Ebba.....	c	1-3	0-0	0-0	1	1	2	0	2	0	2	0	1
52	Jirovec, Sarah.....	c	0-0	0-0	0-0	0	0	0	0	0	0	0	0	1
TEAM.....						2	2							
Totals.....		30-68	9-20	5-8	14	19	33	11	74	21	18	6	11	200
TOTAL FG% 1st Half: 14-37		37.8%	2nd Half: 16-31		51.6%	Game: 44.1%		DEADB						
3-Pt. FG% 1st Half: 4-10		40.0%	2nd Half: 5-10		50.0%	Game: 45.0%		REBS						
F Throw % 1st Half: 5-6		83.3%	2nd Half: 0-2		0.0%	Game: 62.5%		1						

HOME TEAM: Minnesota 21-5, 11-4 Big Ten

#	Player Name	TOT-FG		3-PT		REBOUNDS		PF	TP	A	TO	BLK	S	MIN
		FG-FGA	FG-FGA	FT-FTA	FT-FTA	OF	DE							
25	Von Wald, Corrin....	f	2-4	0-0	0-0	2	3	5	1	4	4	6	0	32
35	Andersson, Kadidja....	f	3-11	0-0	1-1	0	3	3	2	7	2	1	0	31
04	McCarville, Janel....	c	9-13	0-0	2-2	6	4	10	3	20	6	5	1	32
13	Whalen, Lindsay.....	g	9-18	0-3	3-4	1	5	6	2	21	5	6	0	28
21	Lieser, Lindsay.....	g	4-7	4-7	0-0	0	4	4	1	12	2	1	0	37
03	Hemberg, Ebba.....	c	0-0	0-0	0-0	0	0	0	0	0	2	0	0	8
10	Prince, Kim.....	c	6-12	0-0	0-0	1	2	3	0	12	2	2	1	19
20	Hill, Leslie.....	c	0-1	0-0	0-0	0	0	0	2	0	0	0	0	3
TEAM.....						4	5	9						
Totals.....		33-66	4-10	6-7	14	26	40	11	76	23	21	2	7	200
TOTAL FG% 1st Half: 15-33		45.5%	2nd Half: 18-33		54.5%	Game: 50.0%		DEADB						
3-Pt. FG% 1st Half: 2-7		28.6%	2nd Half: 2-3		66.7%	Game: 40.0%		REBS						
F Throw % 1st Half: 3-3		100%	2nd Half: 3-4		75.0%	Game: 85.7%		1						

Officials: Barb Smith, Dennis Mayer, Bonita Spence

Technical fouls: Wisconsin-None. Minnesota-None.

Attendance: 7659

Score by Periods

	1st	2nd	Total
Wisconsin.....	37	37	74
#14 Minnesota.....	35	41	76

27

Wisconsin 55, Ohio State 82
February 24, 2002
Value City Arena, Columbus, Ohio

Official Basketball Box Score -- GAME TOTALS -- FINAL STATISTICS
Wisconsin vs Ohio State-02-24-02 2 p.m. at Value City Arena, Columbus, Ohio

VISITORS: Wisconsin 17-10, 8-8 BT

VISITORS: Wisconsin 17-10, 8-8 BT															
##	Player Name		TOT-FG			3-PT			REBOUNDS						
			FG-FGA	FG-FGA	FT-FTA	OF	DE	TOT	PF	TP	A	TO	BLK	S	MIN
01	Smith, Candace.....	f	1-4	0-0	0-1	1	2	3	4	2	1	5	0	0	1
41	Stomski, Jessie.....	f	2-5	0-1	1-2	2	1	3	1	5	0	2	0	0	1
44	Ashbaugh, Emily.....	c	0-5	0-0	2-2	1	0	1	3	2	0	5	1	0	1
30	Moore, Tamara.....	g	4-7	0-1	2-2	2	5	7	5	10	2	10	0	3	27
32	Black, Kyle.....	g	6-10	4-8	0-0	0	0	0	1	16	2	3	0	1	33
11	Rich, Stephanie.....	c	2-8	0-3	0-1	2	5	7	2	4	1	1	0	3	2
25	Gebisa, Ebba.....	c	2-8	0-0	2-2	1	1	2	2	6	0	0	0	0	2
40	Nicols, Shawna.....	c	0-0	0-0	0-0	0	0	0	0	0	0	2	0	0	5
42	Jauch, Leslie.....	c	1-2	0-0	0-0	0	0	0	2	2	0	0	0	0	1
43	Seeger, Kristi.....	c	2-5	0-0	2-2	7	1	8	0	6	3	4	0	2	1
52	Jirovec, Sarah.....	c	1-4	0-0	0-0	1	0	1	2	2	0	0	0	0	1
TEAM.....						2	3	5							
Totals.....			21-58	4-13	9-12	19	18	37	22	55	9	32	1	9	200
TOTAL FG% 1st Half: 9-27			33.3%	2nd Half: 12-31			38.7%	Game: 36.2%			DEADB				
3-Pt. FG% 1st Half: 3-7			42.9%	2nd Half: 1-6			16.7%	Game: 30.8%			REBS				
F Throw % 1st Half: 3-4			75.0%	2nd Half: 6-8			75.0%	Game: 75.0%			0				

29

Wisconsin 74, #19 Minnesota 64

Quarterfinals, March 1, 2002

Big Ten Tourney, Indianapolis, Ind.

Official Basketball Box Score -- GAME TOTALS -- FINAL STATISTICS
Wisconsin vs Minnesota--Second Round of Big Ten Tournament
03-01-02 8:30 PM EST at Consecro Fieldhouse - Indianapolis, IN

VISITORS: Wisconsin 19-10

#	Player Name	TOT-FG		3-PT		REBOUNDS		PF	TP	A	TO	BLK	S	MIN
		FG-FGA	FG-FGA	FT-FTA	OF DE TOT	PF	TP							
41	Stomski, Jessie..... f	8-20	0-0	0-3	1 11 12	3	16	4	2	0	1	38		
43	Seeger, Kristi..... f	3-4	0-0	4-4	1 2 3	2	10	0	3	0	2	26		
44	Ashbaugh, Emily..... c	4-12	0-0	0-0	2 3 5	2	8	2	2	1	1	26		
30	Moore, Tamara..... g	8-15	3-6	10-11	4 4 8	1	29	9	4	1	5	40		
32	Black, Kyle..... g	1-5	1-5	1-2	0 3 3	2	4	2	0	0	0	25		
01	Smith, Candace..... c	0-1	0-1	0-0	0 2 2	0	0	2	0	1	7			
11	Rich, Stephanie.....	0-2	0-1	1-2	1 1 2	0	1	0	0	1	13			
22	Hefte, Leah.....	1-2	0-1	0-0	0 0 0	0	2	0	1	0	0	9		
25	Gebisa, Ebba.....	2-4	0-0	0-0	2 0 2	1	4	0	1	0	0	16		
TEAM.....					2 3 5									
Totals.....		27-65	4-14	16-22	13 29 42	11	74	17	15	2	11	200		

TOTAL FG% 1st Half: 12-33 36.4% 2nd Half: 15-32 46.9% Game: 41.5% DEADB
3-Pt. FG% 1st Half: 2-7 28.6% 2nd Half: 2-7 28.6% Game: 28.6% REBS
F Throw % 1st Half: 6-8 75.0% 2nd Half: 10-14 71.4% Game: 72.7% 4

HOME TEAM: Minnesota 21-7

#	Player Name	TOT-FG		3-PT		REBOUNDS		PF	TP	A	TO	BLK	S	MIN
		FG-FGA	FG-FGA	FT-FTA	OF DE TOT	PF	TP							
25	Von Wald, Corrin.... f	7-13	0-0	2-2	1 1 2	4	16	3	2	0	5	36		
35	Andersson, Kadidja.. f	4-15	0-1	0-0	0 0 0	3	18	2	1	0	2	26		
40	McCarville, Janel... c	6-11	0-0	6-6	5 9 14	3	18	0	4	1	0	38		
13	Whalen, Lindsay.... g	3-11	0-3	6-6	4 6 10	4	12	6	4	0	1	37		
21	Lieser, Lindsay.... g	1-8	1-8	0-0	1 3 4	1	3	1	2	0	0	38		
03	Hemberg, Ebba.....	0-2	0-0	0-0	1 0 1	0	0	2	0	0	0	9		
10	Prince, Kim.....	2-5	0-0	1-2	1 1 2	2	5	0	0	0	1	12		
20	Hill, Leslie.....	1-2	0-0	0-0	0 1 1	0	2	0	3	0	1	4		
TEAM.....					1 6 7									
Totals.....		24-67	1-12	15-16	14 27 41	17	64	14	16	1	10	200		

TOTAL FG% 1st Half: 13-34 38.2% 2nd Half: 11-33 33.3% Game: 35.8% DEADB
3-Pt. FG% 1st Half: 1-6 16.7% 2nd Half: 0-6 0.0% Game: 8.3% REBS
F Throw % 1st Half: 5-6 83.3% 2nd Half: 10-10 100 % Game: 93.8% 1

Officials: Art Bomengen, Dave Stewart, Dennis Mayer
Technical fouls: Wisconsin-None. Minnesota-None.

Attendance: 5614

Score by Periods

	1st	2nd	Total
Wisconsin.....	32	42	74
#19 Minnesota.....	32	32	64

30

Wisconsin 62, Penn State 76

Semifinals, Feb. 28, 2002

Big Ten Tourney, Indianapolis, Ind.

Official Basketball Box Score -- GAME TOTALS -- FINAL STATISTICS
Wisconsin vs Penn State--Big Ten Tournament Semi-Final Game
03-03-02 7:00 PM EST at Consecro Fieldhouse - Indianapolis, IN

VISITORS: #25 Wisconsin 19-11

#	Player Name	TOT-FG		3-PT		REBOUNDS		PF	TP	A	TO	BLK	S	MIN
		FG-FGA	FG-FGA	FT-FTA	OF DE TOT	PF	TP							
41	Stomski, Jessie..... f	13-20	0-0	0-0	8 8 16	1	32	2	3	0	0	35		
43	Seeger, Kristi..... f	0-2	0-0	6-8	0 1 1	1	0	1	2	0	1	16		
44	Ashbaugh, Emily..... c	3-6	0-0	0-0	1 2 3	2	6	0	1	1	0	22		
30	Moore, Tamara..... g	3-8	1-2	1-2	0 4 4	4	8	3	4	0	2	27		
32	Black, Kyle..... g	2-7	1-6	0-0	0 1 1	3	5	1	1	0	2	25		
01	Smith, Candace..... c	1-5	0-2	3-4	0 1 1	5	5	4	1	0	0	26		
11	Rich, Stephanie.....	1-2	1-2	0-0	0 0 0	0	3	2	2	1	1	12		
22	Hefte, Leah.....	0-4	0-1	1-2	0 2 2	0	1	0	1	0	0	16		
25	Gebisa, Ebba.....	1-2	0-0	0-0	1 1 2	0	2	0	0	1	0	21		
TEAM.....					2 4 6									
Totals.....		24-56	3-13	11-16	12 24 36	16	62	13	16	3	6	200		

TOTAL FG% 1st Half: 14-29 48.3% 2nd Half: 10-27 37.0% Game: 42.9% DEADB
3-Pt. FG% 1st Half: 2-7 28.6% 2nd Half: 1-6 16.7% Game: 23.1% REBS
F Throw % 1st Half: 3-4 75.0% 2nd Half: 8-12 66.7% Game: 68.8% 1

HOME TEAM: Penn State 21-10

#	Player Name	TOT-FG		3-PT		REBOUNDS		PF	TP	A	TO	BLK	S	MIN
		FG-FGA	FG-FGA	FT-FTA	OF DE TOT	PF	TP							
13	Mazzante, Kelly..... f	12-20	9-14	1-3	0 3 3	2	34	0	2	0	1	34		
31	Barnes, Rashana..... f	3-7	0-0	2-2	1 6 7	2	8	5	1	3	1	35		
11	Shook, Jacquelyn.... c	2-2	0-0	0-0	1 2 3	2	4	0	1	1	1	19		
23	Strom, Jess..... g	4-7	1-1	2-3	1 1 2	3	11	7	5	0	0	35		
33	Wright, Tanisha.... g	6-11	0-0	1-1	1 4 5	3	13	6	1	0	2	36		
05	Brenden, Jennifer... c	0-0	0-0	0-0	0 0 0	1	0	0	0	0	0	3		
12	Carr, Katrena..... c	0-2	0-0	0-0	0 1 1	0	0	0	0	0	0	4		
22	Brungo, Jessica.....	1-2	0-0	2-2	0 1 1	0	4	1	0	0	0	12		
35	Upshaw, Courtney... c	1-4	0-0	0-1	1 5 6	1	2	1	0	2	1	20		
51	Schwab, Ashli.....	0-0	0-0	0-0	0 0 0	0	0	0	0	0	0	2		
TEAM.....					1 1									
Totals.....		29-55	10-15	8-12	5 24 29	14	76	20	11	6	6	200		

TOTAL FG% 1st Half: 11-27 40.7% 2nd Half: 18-28 64.3% Game: 52.7% DEADB
3-Pt. FG% 1st Half: 2-6 33.3% 2nd Half: 8-9 88.9% Game: 66.7% REBS
F Throw % 1st Half: 7-9 77.8% 2nd Half: 1-3 33.3% Game: 66.7% 1

Officials: Bob Trammell, Terry Dahlen, Barb Smith

Technical fouls: Wisconsin-None. Penn State-None.

Attendance: 9358

Score by Periods

	1st	2nd	Total
Wisconsin.....	33	29	62
Penn State.....	31	45	76

31

Wisconsin 70, Arizona State 73

NCAA 1st Round March 16, 2002

Memorial Gym, Nashville, Tenn.

Official Basketball Box Score -- GAME TOTALS -- FINAL STATISTICS
Arizona State vs Wisconsin
03-16-02 6:00 pm at Memorial Gym, Nashville, TN

VISITORS: Arizona State 25-8

#	Player Name	TOT-FG		3-PT		REBOUNDS		PF	TP	A	TO	BLK	S	MIN
		FG-FGA	FG-FGA	FT-FTA	OF DE TOT	PF	TP							
23	Betsy Boardman..... f	3-7	1-2	0-0	2 0 2	2	7	2	1	1	1	20		
52	Cian Carvalho..... f	9-17	1-1	5-8	4 4 8	1	24	2	4	1	1	35		
35	Melody Johnson..... c	8-12	0-0	2-4	3 3 6	3	18	0	0	1	0	29		
04	Amanda Levens..... g	5-13	2-6	2-4	0 4 4	3	14	4	2	0	0	33		
10	Kylan Loney..... g	0-3	0-2	0-0	0 2 2	1	0	0	0	0	0	28		
00	Alexis Tate.....	0-1	0-0	0-0	1 0 1	0	0	0	0	0	0	4		
13	Leah Combs.....	3-3	0-0	0-0	2 1 3	0	6	0	1	0	0	8		
30	Carrie Buckner.....	0-3	0-0	2-2	2 2 4	1	2	1	1	0	1	23		
31	Jen Albert.....	1-2	0-0	0-0	1 0 1	0	2	0	1	1	0	5		
32	Rainy Crisp.....	0-1	0-0	0-0	0 0 0	0	0	2	1	0	1	15		
TEAM.....					2 2									
Totals.....		29-62	4-11	11-18	15 18 33	11	73	11	11	4	4	200		

TOTAL FG% 1st Half: 10-33 30.3% 2nd Half: 19-29 65.5% Game: 46.8% DEADB
3-Pt. FG% 1st Half: 0-5 0.0% 2nd Half: 4-6 66.7% Game: 36.4% REBS
F Throw % 1st Half: 5-8 62.5% 2nd Half: 6-10 60.0% Game: 61.1% 4,2

HOME TEAM: Wisconsin 19-12

#	Player Name	TOT-FG		3-PT		REBOUNDS		PF	TP	A	TO	BLK	S	MIN
		FG-FGA	FG-FGA	FT-FTA	OF DE TOT	PF	TP							
41	Stomski, Jessie..... f	9-17	0-0	1-2	4 6 10	1	19	2	6	0	0	38		
43	Seeger, Kristi..... f	2-6	0-0	0-0	0 4 4	0	4	1	1	0	0	26		
44	Ashbaugh, Emily..... c	1-1	0-0	2-2	0 1 1	4	4	0	1	0	0	11		
30	Moore, Tamara..... g	5-11	1-2	4-4	1 3 4	5	15	4	2	2	1	32		
32	Black, Kyle..... g	3-8	1-3	0-0	0 2 2	1	7	2	2	0	0	29		
01	Smith, Candace..... c	2-2	0-0	1-2	1 1 2	1	5	1	2	0	2	14		
11	Rich, Stephanie.....	2-5	1-2	0-0	1 1 2	1	5	0	0	0	1	8		
22	Hefte, Leah.....	2-5	0-0	0-0	1 0 1	0	4	0	0	0	0	11		
25	Gebisa, Ebba.....	3-6	0-0	1-1	3 3 6	2	7	1	0	0	0	31		
TEAM.....					2 2									
Totals.....		29-61	3-7	9-11	13 21 34	15	70	11	15	2	4	200		

TOTAL FG% 1st Half: 14-30 46.7% 2nd Half: 15-31 48.4% Game: 47.5% DEADB
3-Pt. FG% 1st Half: 2-5 40.0% 2nd Half: 1-2 50.0% Game: 42.9% REBS
F Throw % 1st Half: 4-6 66.7% 2nd Half: 5-5 100 % Game: 81.8% 1

Officials: Greg Small, Jeff Caudle, Lisa Jones

Technical fouls: Arizona State-None. Wisconsin-None.

Attendance:

Score by Periods

BIG TEN CONFERENCE BASKETBALL

BIG TEN CONFERENCE

Illinois

Indiana

Iowa

Michigan

Michigan State

Minnesota

Northwestern

Ohio State

Penn State

Purdue

Wisconsin

One of the premier athletic leagues in the nation, the Big Ten Conference is proud of its leadership in the arena of Athletics, particularly in women's athletics.

Big Ten women's athletics programs have led the nation in both women's basketball and volleyball attendance. In addition, the league receives more television exposure than any conference in the nation. More than 200 Conference athletic events are televised each year on national and regional networks.

Begun in 1895, the Intercollegiate Conference of Faculty Representatives (popularly known as the Big Ten) has changed little from its original philosophy of faculty control of athletics with emphasis on the student-athlete. Comprised of 11 institutions in eight states, the conference has long set the national standard for athletics and academics. As a whole, league institutions graduate student-athletes at overall rates between 10 and 22 percent higher than their peers at other Division I conferences. The conference celebrated its centennial anniversary during the 1995-96 season.

Women's athletics programs became affiliated with the Conference officially in 1981, although unofficial conference championships had been held among the member institutions since 1972. Penn State became the 11th university to join the conference in 1991.

Big Ten women athletes compete in conference championships in basketball, cross country, field hockey, golf, gymnastics, rowing, soccer, softball, swimming and diving, tennis, indoor and outdoor track and field, and volleyball.

The Big Ten Conference began its conference basketball tournament that decides the automatic qualifier for the


NCAA Championship in 1995. Penn State was the winner of the initial tournament, and successfully defended its title in 1996. Iowa surprised the league by winning the tournament title in 1997, and again in 2001.

Purdue has won four of the last five the titles and became the Big Ten's first NCAA champion in 1999. The Boilermakers were the runnerup NCAA champions in 2001, and also attended the Final Four in 1994. Ohio State and Iowa advanced to the Final Four in 1993. Penn State was a Final Four semifinalist in 2000. A Big Ten team has been to the Final Four three of the past four years.

The league title is based on the final regular season conference standings. All teams play a total of 16 games. Schools play six teams twice, and four teams once.

The 2003 Big Ten Conference tournament will be held on Thursday-Monday, March 6-10, at Conseco Arena in Indianapolis. The tournament is a four-day single elimination playoff with all 11 teams participating. The top five seeds (as determined by standings) receive a first-round bye. The other six teams play each other in the first round, with the winners participating in the quarterfinals on Friday. The conference tournament champion earns the automatic bid to the NCAA tournament. All rounds of the tournament are broadcast on Fox Sports Net Chicago or ESPN.

In addition to its athletic success, the Big Ten Conference has led the nation in basketball attendance for seven of the past 10 years. Five schools finished in the top 13 in attendance, and overall the league averaged a national record 4,530 spectators per game in 1999. It was the second-straight year the Big Ten set the national mark.



2001-2002 BIG TEN RESULTS

2002 Big Ten Conference Standings

		Big Ten			All Games			Post	Season
		W	L	PCT	W	L	PCT	PCT	
1.	Purdue*	13	3	.812	24	6	.800		NCAA Mideast
2.	Minnesota	11	5	.688	22	8	.797		NCAA Midwest
	Penn State	11	5	.688	23	12	.657		NCAA Mideast
4.	Iowa	10	6	.625	18	11	.621		NCAA Mideast
5.	Wisconsin	8	8	.500	19	12	.613		NCAA Midwest
	Indiana#	8	8	.500	17	14	.548		NCAA East
	Ohio State	8	8	.500	14	15	.483		
8.	Illinois	7	9	.438	15	14	.517		WNIT
9.	Michigan State	6	10	.375	19	13	.594		WNIT
	Michigan	6	10	.375	17	13	.567		WNIT
11.	Northwestern	0	16	.000	4	24	.143		

* Big Ten Regular Season Champion; #Big Ten Tournament Champion

2002 Big Ten Tournament Results and All-Conference Selections

First Round, Feb. 28

(#8) Illinois 63 (#9) Michigan 83
 (#7) Ohio St 89 (#10) Michigan St 82 2OT
 (#6) Wisconsin 60 (#11) Northwestern 58

Quarterfinals, March 1

(#5) Indiana 78 (#4) Iowa 76 OT
 (#1) Purdue 74 (#9) Michigan 64 OT
 (#2) Penn State 70 (#7) OSU 55
 (#6) Wisconsin 74 (#3) Minnesota 64

Semifinals, March 3

Indiana 55, Purdue 41
 Penn State 76, Wisconsin 62

Finals, March 4

Indiana 75, Penn State 72

All-Tournament Team

Heather Cassady, IND, MPV
 Jill Chapman, IND
 Kelly Mazzante, PSU
 Tanisha Wright, PSU
 Jessie Stomski, WIS

2002 Coaches' All-Freshmen Team

Angelina Williams, Illinois
 Kristin Haynie, Michigan
 Janel McCarville, Minnesota
 Sara Kwasinski, Northwestern
 Jess Strom, Penn State

Coaches Poll

Player of the Year

Lindsay Whalen, Minnesota

Defensive Player of the Year

Kelly Komara, Purdue

Freshman of the Year

Janel McCarville, Minnesota

Coach of the Year

Brenda Oldfield, Minnesota

First Team

Iveta Marcauskaite, Illinois
 Jill Chapman, Indiana
 Lindsey Meder, Iowa
 Lindsay Whalen, Minnesota
 Kelly Mazzante, Penn State
 Kelly Komara, Purdue
 Shereka Wright, Purdue
 Tamara Moore, Wisconsin
 Jessie Stomski, Wisconsin

Second Team

Cindy Dallas, Illinois
 Heather Cassady, Indiana
 LeeAnn Bies, Michigan
 Alayne Ingram, Michigan
 Syreeta Bromfield, Michigan State
 Janel McCarville, Minnesota
 Courtney Coleman, Ohio State
 Rashana Barnes, Penn State
 Laura Meadows, Purdue

Honorable Mention:

Shavonna Hunter, ILL; Jennie Lillis, IA;
 Jennifer Smith, MI; Sarah Kwasinski,
 NU; Tomeka Brown, OSU; Jess Strom,
 PSU, Mary Jo Noon, PUR

Media Poll

Player of the Year

Lindsay Whalen, Minnesota

Defensive Player of the Year

Kelly Komara, Purdue

Freshman of the Year

Janel McCarville, Minnesota

Coach of the Year

Brenda Oldfield, Minnesota

First Team

Jiveta Marcauskaite, Illinois
 Jill Chapman, Indiana
 Lindsey Meder, Iowa
 Lindsay Whalen, Minnesota
 Kelly Mazzante, Penn State
 Kelly Komara, Purdue
 Shereka Wright, Purdue
 Jessie Stomski, Wisconsin

Second Team

Cindy Dallas, Illinois
 Jennie Lillis, Iowa
 LeeAnn Bies, Michigan
 Alayne Ingram, Michigan
 Syreeta Bromfield, Michigan State
 Janel McCarville, Minnesota
 Courtney Coleman, Ohio State
 Tamara Moore, Wisconsin

Honorable Mention:

Heather Cassady, Erin McGinnis, IND;
 Sarah Kwasinski, NU; Rashana Barnes,
 Jess Strom, PSU; Laura Meadows, Mary
 Jo Noon, PUR

2001-2002 BIG TEN STATISTICAL LEADERS

Scoring

1. Kelly Mazzante, PSU	24.9
2. Lindsey Whalen, MINN	22.2
3. Shreka Wright, PUR	19.0
4. Jessie Stomski, WIS	18.3
5. Iveta Marcauskaite, ILL	17.6
6. Lindsey Meder, IA	16.9
7. Tamara Moore, WIS	16.6
8. Courtney Coleman, OSU	16.4
9. Jill Chapman, IND	16.1
10. LeeAnn Bies, MICH	15.8
11. Syreta Bromfield, MSU	15.6
12. Alayne Ingram, MICH	15.0
13. Jennie Lillis, IA	14.8
14. Cindy Dallas, ILL	13.9
15. Jennifer Smith, MICH	13.7
16. Sarah Kwasinski, NU	13.5
17. Jerica Watson, IA	13.2
18. Mary Jo Noon, PUR	13.1
19. Janel McCarville, MINN	13.0
20. Heather Cassady, IND	12.7

Field Goal Percentage

1. Iveta Marcauskaite, ILL	.611
2. Courtney Coleman, OSU	.608
3. Janel McCarville, MINN	.580
4. Kelli Roehrig, MSU	.564
5. Lindsay Whalen, MINN	.561
6. Jill Chapman, IND	.539
7. Jennie Lillis, IA	.537
8. Jerica Watson, IA	.536
9. Cindy Dallas, ILL	.532
10. Jennifer Smith	.516

Free Throw Pct.

1. Erin McGinnis, IND	.843
2. Tamara Moore, WIS	.833
3. Kelly Mazzante, PSU	.814
4. Jess Strom, PSU	.800
5. Alayne Ingram, MICH	.800
6. Jennifer Smith, MICH	.795
7. Lindsey Meder, IA	.792
8. Jennie Lillis, IA	.790
9. Stephanie Gandy, MICH	.783
10. Tanisha Wright, PSU	.782

3-Point Field Goals Md.

1. Kelly Mazzante, PSU	2.91
2. Lindsey Meder, IA	2.90
3. Kyle Black, WIS	2.52
4. Lindsay Lieser, MINN	2.43
5. Leah Magner, IA	1.86
6. Alayne Ingram, MICH	1.82
7. DiDi Reynolds, OSU	1.82
8. Heather Cassady, IND	1.65
9. Tamara Moore, WIS	1.58
10. Erin McGinnis, IND	1.32

3-Point Field Goal Pct.

1. Lindsey Meder, IA	.433
2. Lindsay Lieser, MINN	.408
3. Jess Strom, PSU	.396
4. Heather Cassady, IND	.386
5. Kyle Black, WIS	.379
6. Alayne Ingram, MICH	.370
7. Kelly Mazzante, PSU	.367
8. Tamara Moore, WIS	.363
9. Erin McGinnis, IND	.357
10. Lindsay Whalen, MINN	.349

Rebounds

1. Jerica Watson, IA	9.4
2. Cindy Dallas, ILL	9.4
3. Jill Chapman, IND	9.1
4. Jessie Stomski, WIS	8.9
5. LeeAnn Bies, MICH	8.2
6. Janel McCarville, MINN	8.0
7. Jennifer Smith, MICH	7.8
8. Courtney Coleman, OSU	7.8
9. Laura Meadows, PUR	7.0
10. Rashana Barnes, PSU	6.9

Assists

1. Jess Strom, PSU	6.71
2. Tamara Moore, WIS	6.06
3. Lindsay Whalen, MINN	5.30
4. Lauren Shenk, OSU	4.76
5. Melissa Culver, NU	4.64
6. Dawn Vana, ILL	4.34
7. Kelly Komara, PUR	4.23
8. Alayne Ingram, MICH	4.07
9. Heather Cassady, IND	3.90
10. Shavonna Hunter, ILL	3.85

Steals

1. Kelly Komara, PUR	4.00
2. Tamara Moore, WIS	2.90
3. Lindsay Whalen, MINN	2.70
4. Jerica Watson, IA	2.57
5. Shavonna Hunter, ILL	2.44
6. Cindy Dallas, ILL	2.41
7. Kristin Haynie, MSU	2.41
8. Corrin Von Wald, MINN	2.37
9. Syreta Bromfield, MSU	2.34
10. D'wan Shackelford, OSU	2.00

Blocked Shots

1. Jill Chapman, IND	2.23
2. Jerica Watson, IA	2.11
3. Sarah Kwasinski, NU	1.93
4. Iveta Marcauskaite, ILL	1.45
5. Rashana Barnes, PSU	1.40
6. Emily Ashbaugh, WIS	1.39
7. LeeAnn Bies, MICH	1.30
8. Sharika Wright, PUR	1.30
9. Mary Jo Noon, PUR	1.13
10. Laura Meadows, PUR	1.13

Note: Statistics are for all games, not just conference-only games

NCAA Tournament Teams

2002	Six Teams/64-team bracket Purdue*, Penn State, Minnesota, Iowa, Wisconsin, Indiana+
2001	Five Teams/64-team bracket Purdue*, Penn State, Michigan, Iowa+, Wisconsin
2000	Four Teams/64-team bracket Purdue+, Penn State*, Michigan, Illinois
1999	Three Teams/64-team bracket Purdue*+, Penn State, Illinois
1998	Five Teams/64-team bracket Iowa*, Illinois, Purdue+, Michigan, Wisconsin
1997	Five Teams/64-team bracket Purdue*, Michigan State*, Illinois*, Iowa+, Northwestern
1996	Six Teams /64-team bracket Iowa*, Penn State+, Wisconsin, Michigan State, Ohio State, Purdue
1995	Four Teams/64-team bracket Penn State*+, Purdue*, Wisconsin, Indiana
1994	Five Teams/64-team bracket Penn State*, Purdue*, Iowa, Indiana, Minnesota
1993	Four Teams/64-team bracket Iowa*, Ohio State*, Penn State, Northwestern
1992	Three Teams/48-team bracket Iowa*, Purdue, Wisconsin
1991	Four Teams/48-team bracket Purdue*, Iowa, Michigan State, Northwestern
1990	Five Teams/48-team bracket Iowa*, Northwestern*, Purdue, Michigan, Ohio State
1989	Three Teams/48-team bracket Iowa*, Ohio State*, Purdue
1988	Two Teams/40-team bracket Iowa*, Ohio State
1987	Four Teams/40-team bracket Iowa*, Ohio State*, Northwestern, Illinois
1986	Three Teams/40-team bracket Ohio State*, Iowa, Illinois
1985	One Team /32-team bracket Ohio State*
1984	One Team /32-team bracket Ohio State*
1983	One Team /32-team bracket Indiana*
1982	Three Teams/32-team bracket Ohio State*+, Illinois, Northwestern

* Indicates Big Ten Regular Season Champion
+ Indicates Big Ten Tournament Champion

BIG TEN COMPOSITE SCHEDULE

Tuesday, December 31

NORTHWESTERN at OHIO STATE, 2 p.m. EST

Thursday, January 2

INDIANA at ILLINOIS, 7 p.m. CST

MICHIGAN at MINNESOTA, 7 p.m. CST

Tulane at PURDUE, 7 p.m. EST

PENN STATE at WISCONSIN, 7 p.m. CST

MICHIGAN ST at NORTHWESTERN, 7 p.m. CST

Saturday, January 4

PENN STATE at LSU, Noon EST (CBS)

PURDUE at Notre Dame, 4 p.m. EST (CBS)

Sunday, January 5

Texas at OHIO STATE, 5 p.m. EST (ESPN/2)

IOWA at Kansas State, 3 p.m. CST (ESPN/2)

Marquette at WISCONSIN, 1:30 p.m. CST

ILLINOIS at MICHIGAN, 1 p.m. EST (FOX)

Monday, January 6

MINNESOTA at PENN STATE, 7 p.m. EST

PURDUE at MICHIGAN STATE, 7 p.m. EST

Thursday, January 9

PURDUE at WISCONSIN, 7 p.m. CST

NORTHWESTERN at INDIANA, 7 p.m. EST

MICHIGAN STATE at OHIO STATE, 7 p.m. EST

IOWA at PENN STATE, 7 p.m. EST

ILLINOIS at MINNESOTA, 7 p.m. CST

Sunday, January 12

MICHIGAN at PURDUE, 2 p.m. EST

Detroit at MICHIGAN STATE, 2 p.m. EST

PENN STATE at NORTHWESTERN, 2 p.m. CST

IOWA at MINNESOTA, Noon CST (FOX)

OHIO STATE at INDIANA, 2 p.m. EST

WISCONSIN at ILLINOIS, 1 p.m. CST (ESPN/2)

Thursday, January 16

NORTHWESTERN at IOWA, 7 p.m. CST

INDIANA at MICHIGAN STATE, 7 p.m. EST

PENN STATE at PURDUE, 7 p.m. EST

OHIO STATE at WISCONSIN, 7 p.m. CST (FOX)

Sunday, January 19

OHIO ST at NORTHWESTERN, 12 p.m. CST (FOX)

ILLINOIS at WISCONSIN, 1:30 p.m. CST

MICHIGAN STATE at PENN STATE, 2 p.m. EST

PURDUE at MINNESOTA, 2 p.m. CST

INDIANA at MICHIGAN, 2 p.m. EST

Tuesday, January 21

WISCONSIN at IOWA, 7 p.m. CST (FOX)

Old Dominion at PENN STATE 7 p.m. EST

Thursday, January 23

IOWA at PURDUE, 7 p.m. EST

ILLINOIS at OHIO STATE, 7 p.m. EST

MINNESOTA at MICHIGAN STATE, 7 p.m. EST

PENN STATE at Villanova, 7:30 p.m. EST

NORTHWESTERN at MICHIGAN, 7 p.m. EST

Friday, January 24

WISCONSIN at INDIANA, 7 p.m. EST

Sunday, January 27

PENN STATE at MICHIGAN, 5 p.m. EST

MICHIGAN STATE at INDIANA, 2 p.m. EST

Arizona at WISCONSIN, 1:30 p.m. CST

BIG TEN CONFERENCE

Big Ten Courtside Telephones

BIG TEN OFFICE	(847) 696-1010
ILLINOIS	(217) 333-1227
INDIANA	(812) 855-2754
IOWA	(319) 335-7284
MICHIGAN	(734) 998-7188
MICHIGAN STATE	(517) 353-1626
MINNESOTA	(612) 626-1308
NORTHWESTERN	(847) 491-8852
	or (847) 491-8853
OHIO STATE	(614) 688-5330
PENN STATE	(814) 863-3294
PURDUE	(765) 494-6364
WISCONSIN	
Kohl Center	(608) 265-4333
Field House	(608) 263-2249

NINTH ANNUAL WOMEN'S BIG TEN CONFERENCE BASKETBALL TOURNAMENT

THURSDAY-MONDAY
MARCH 6-10, Consecro Arena
Indianapolis, Ind.

THURSDAY, MARCH 6
First Round Playoffs

Last six teams as determined by league
rankings play off for quarterfinals;
top five teams have byes
Televised By Fox Sports Net Chicago

FRIDAY, MARCH 7
Quarterfinals, Begin 11 AM CST
Televised By Fox Sports Net Chicago

SUNDAY, MARCH 9
Semifinals, 2:30 and 5 PM CST
Televised By Fox Sports Net Chicago

MONDAY, MARCH 10
Championship Finals, 8 PM CST
Televised by ESPN2

IOWA at OHIO STATE, 2 p.m. EST
MINNESOTA at ILLINOIS, 2 p.m. CST
PURDUE at NORTHWESTERN, 2 p.m. CST

Thursday, January 30

OHIO STATE at PENN STATE, 7 p.m. EST

WISCONSIN at NORTHWESTERN, 7 p.m. CST

MICHIGAN at MICHIGAN STATE, 8 p.m. EST

PURDUE at ILLINOIS, 7 p.m. CST

INDIANA at IOWA, 7 p.m. CST

Sunday, February 2

INDIANA at PENN STATE, 1 p.m. EST (FOX)

ILLINOIS at IOWA, 2 p.m. CST

OHIO STATE at PURDUE, 2 p.m. EST

MICHIGAN at WISCONSIN, 1:30 p.m. CST

NORTHWESTERN at MINNESOTA, 2 p.m. CST

Thursday, February 6

IOWA at MICHIGAN, 7 p.m. EST

PENN STATE at ILLINOIS, 7 p.m. CST

MINNESOTA at OHIO STATE, 7 p.m. EST

NORTHWESTERN at PURDUE, 7 p.m. EST

MICHIGAN STATE at WISCONSIN, 7 p.m. CST

Sunday, February 9

IOWA at ILLINOIS, 5 p.m. CST

MICHIGAN at NORTHWESTERN, 2 p.m. CST

WISCONSIN at OHIO STATE, 2 p.m. EST

MINNESOTA at INDIANA, 1 p.m. EST (FOX)

PENN STATE at MICHIGAN STATE, 2 p.m. EST

Thursday, February 13

IOWA at INDIANA, 7 p.m. EST

WISCONSIN at MICHIGAN, 7 p.m. EST

OHIO STATE at MICHIGAN STATE, 7 p.m. EST

MINNESOTA at NORTHWESTERN, 7 p.m. CST

PURDUE at PENN STATE, 7 p.m. EST

UC-Santa Barbara at ILLINOIS, 7 p.m. CST

Sunday, February 16

PENN STATE at IOWA, 12 p.m. CST (FOX)

MICHIGAN STATE at MICHIGAN, 2 p.m. EST

OHIO STATE at MINNESOTA, 2 p.m. CST

ILLINOIS at PURDUE, 2 p.m. EST

INDIANA at WISCONSIN, 1:30 p.m. CST

Wednesday, February 19

OHIO STATE at ILLINOIS, 7 p.m. CST

Thursday, February 20

MICHIGAN STATE at PURDUE, 8 p.m. EST (FOX)

INDIANA at NORTHWESTERN, 7 p.m. CST

MICHIGAN at PENN STATE, 7 p.m. EST

MINNESOTA at IOWA, 7 p.m. CST

Sunday, February 23

MICHIGAN at INDIANA, 2 p.m. EST

PENN STATE at MINNESOTA, 3 p.m. CST (ESPN)

PURDUE at OHIO STATE, 1 p.m. EST (FOX)

IOWA at WISCONSIN, 1:30 p.m. CST

Monday, February 24

ILLINOIS at MICHIGAN STATE, 7 p.m. EST

Thursday, February 27

WISCONSIN at MINNESOTA, 7 p.m. CST

MICHIGAN at OHIO STATE, 7 p.m. EST

MICHIGAN STATE at IOWA, 7 p.m. CST

NORTHWESTERN at ILLINOIS, 7 p.m. CST (FOX)

INDIANA at PURDUE, 7 p.m. EST

Sunday, March 2 (FOX WILD CARDGAME)

ILLINOIS at INDIANA, 2 p.m. EST

PURDUE at IOWA, 2 p.m. CST

MINNESOTA at MICHIGAN, 2 p.m. EST


NORTHWESTERN at MICHIGAN ST, 2 p.m. EST

WISCONSIN at PENN STATE, 2 p.m. EST

BIG TEN OPPONENTS

UNIVERSITY
OF ILLINOIS

Sunday, January 12, 2003
at Urbana- Champaign, IL
—1:00 p.m. CST ESPN/ESPN2



Location: Urbana-Champaign, IL
Population: 110,000
Enrollment: 37,743
Division: NCAA-I
Home Arena: Assembly Hall (16,450)
Nickname: Fighting Illini
Colors: Orange and blue
2001-02 Season Record: 15-14
2002 Conference Record/Finish: 7-9/8th
Post Season: Lost to Michigan, 83-63 in the Big Ten Tournament;
defeated Western Kentucky, 91-84 in the first round of the WNIT
and lost to Michigan State in the second.

Starters Returning/Lost: 4/1

Letterwinners Returning/Lost: 11/3

Head Coach: Theresa Greutz

School Record: 131-86 (7 years)

Career Record: 592-241 (28 years)

Big Ten Record: 75-45 (7 years)

Greutz vs. Wisconsin: 7-5 (6 years)

Assistant Coaches: Renee Reed, Jennifer Jacoby, Wray Cannacly

Basketball Office: 217-333-8612

Sports Information: Mike Koon

Email: mkoon@uiuc.edu

Office Phone: (217) 244-1256

Home Phone: (217) 378-5243

Court Phone: (217) 333-1227

FAX Phone: (217) 333-5540

Illinois Online: <http://www.fightingillini.com>

Top Illinois Returnees:

Player	Pos.	Ht.	Yr.	Pts.	Reb.
Cindy Dallas*	F	6-2	Sr.	13.9	9.4
Shavonna Hunter*	G	5-7	Sr.	10.1	2.1
Iveta Marauskaite*	F	6-4	Jr.	17.6	6.6
Angelina Williams*	G/F	6-1	So.	8.1	4.1


* Returning Starter

Top Illinois Newcomers:

Maggie Acuna	G	5-6	Fr.	Oak Brook, IL
Brittney Daughtery	C/F	6-2	Fr.	Peoria, IL
Jessica Wright	G	6-0	Fr.	Indianapolis
Janelle Hughes	G	5-8	Fr.	Country Club Hills, IL

Series Record:

Wisconsin vs. Illinois series record: 19-24
at Madison: 13-8; at Champaign: 6-13; Neutral: 0-3



Head Coach
Theresa Greutz

Date	Place	Wis	Opp	Margin
Dec. 6, 1974	Iowa City, IA	56	57	- 1
Feb. 6, 1976	Champaign, IL	33	77	-44
Feb. 11, 1977	West Lafayette, IN	49	76	-27
Dec. 9, 1978	Madison, WI	60	51	+ 9
Feb. 16, 1979	Madison, WI	63	92	-29
Jan. 9, 1982	Madison, WI	80	71	+ 9
Jan. 9, 1983	Champaign, IL	91	88	+ 3
March 10, 1983	Madison, WI	72	80	- 8
Jan. 8, 1984	Madison, WI	64	53	+11
March 8, 1984	Champaign, IL	79	65	+14
Jan. 18, 1985	Champaign, IL	59	70	-11
Feb. 17, 1985	Madison, WI	70	67	+13
Jan., 17, 1986	Madison, WI	69	82	-13
Feb. 16, 1986	Champaign, IL	53	69	-16
Jan. 9, 1987	Champaign, IL	67	82	-15
Feb. 8, 1987	Madison, WI	64	77	-13
Jan. 15, 1988	Madison, WI	75	64	+11
Feb. 14, 1988	Champaign, IL	50	76 OT	-26
Jan. 27, 1989	Champaign, IL	75	81 OT	- 6
Feb. 26, 1989	Madison, WI	77	68	+ 9
Jan. 26, 1990	Madison, WI	86	77	+ 9
Feb. 25, 1990	Champaign, IL	76	81	- 5
Jan. 25, 1991	Madison, WI	90	81	+ 9
Feb. 24, 1991	Champaign, IL	73	88	-15
Jan. 24, 1992	Champaign, IL	65	59	+ 6
Feb. 23, 1992	Madison, WI	73	59	+14
Jan. 22, 1993	Champaign, IL	74	81	- 7
Feb. 21, 1993	Madison, WI	74	84	-10
Jan. 21, 1994	Madison, WI	81	59	+22
Feb. 20, 1994	Champaign, IL	79	82	- 3
Jan. 22, 1995	Madison, WI	76	47	+29
Jan. 21, 1996	Champaign, IL	68	67	+ 1
Dec. 29, 1996	Madison, WI	67	73	- 6
Feb. 21, 1997	Champaign, IL	78	82	- 4
Dec. 30, 1997	Champaign, IL	75	83	- 8
Feb. 20, 1998	Madison, WI	73	69	+ 4
Dec. 30, 1998	Champaign, IL	72	90	-18
Feb. 19, 1999	Madison, WI	82	78 OT	+ 4
Jan. 4, 2000	Madison, WI	74	80	- 6
Feb. 24, 2000	Champaign, IL	78	87	- 9
Jan. 25, 2001	Champaign, IL	73	65	+ 8
March 2, 2001	Grand Rapids, MI (BT)	68	80	-12
Jan. 17, 2002	Madison, WI	74	69	+5

INDIANA UNIVERSITY

Friday, January 24, 2003
at Bloomington, IN
—7:00 p.m. EST
Sunday, February 16, 2003
Madison, WI
—1:30 p.m. CST



Location: Bloomington, IN
Population: 53,000
Enrollment: 37,076
Division: NCAA-I
Home Arena:

Assembly Hall (17,357)

Nickname: Hoosiers

Colors: Cream and Crimson

2001-02 Season Record: 17-14

2002 Conference Record/Finish: 8-8/5th

Post Season: Finished first in the Big Ten tournament, lost in the first round of the NCAA East Regional to TCU 55-45

Starters Returning/Lost: 4/1

Letterwinners Returning/Lost: 9/2

Head Coach: Kathi Bennett

School Record: 37-25 (2 years)

Career Record: 261-128 (14 years)

Big Ten Record: 17-15 (2 years)

Bennett vs. Wisconsin: 2-2 (2 years)

Assistants: Tricia Bethhauser, Paul Nixon, Janine Moore

Basketball Office: (812) 855-3955

Sports Information: Gavin Lang

Internet: glang@indiana.edu

Office Phone: (812) 855-4770

Home Phone: (812) 323-9838

Court Phone: (812) 855-2754

FAX Phone: (812) 855-9401

Indiana Online: <http://www.iuhoosiers.com>

Top Indiana Returnees:

Player	Pos.	Ht.	Yr.	Pts.	Reb.
Jenny DeMuth	G/F	5-10	So.	7.1	5.5
Kristen Bodine	G	5-11	Jr.	injured in '01	
Jill Hartman	G/F	5-11	Sr.	3.1	1.9
Jamie Gathing	F	6-0	Jr.	2.3	2.7
Allison Skapkin	F/C	6-1	Sr.	2.6	1.3
Khisha Asubuhi	F	6-0	Sr.	2.9	1.2
Erin McGinnis	F	6-1	Sr.	6.8	4.2

Top Indiana Newcomers:

Lisa Eckart	F	6-0	Sr.	Greenwood, IN	
Me'sha Salters	F	6-0	Fr.	Savannah, GA	
Angela Hawkins	C	6-3	Fr.	Winter Haven, FL	
Cyndi Valentin	G	5-8	Fr.	Bloomington, IN	
Briggett Branson	F	6-2	Fr.	Turkey Run, IN	
Kaly Kullberg	G	5-8	Fr.	Mound, MN	
LeeAnn Stephenson	G	5-6	Jr.	Garland, TX	
April Williams	G/F	6-0	Fr.	Covington, TX	

Series Record:

Wisconsin vs. Indiana series record: 11-32

at Madison: 10-10; at Bloomington: 1-21; Neutral: 0-1



Head Coach
Kathi Bennett

Date	Place	Wis	Opp	Margin
Dec. 6, 1974	Iowa City, IA	56	57	- 1
Dec. 7, 1974	Iowa City, IA	29	83	-54
Feb. 9, 1978	Bloomington, IN	48	63	-15
Feb. 8, 1979	Bloomington, IN	45	53	- 8
Feb. 17, 1979	Madison, WI	52	59	- 7
Jan. 18, 1980	Bloomington, IN	50	64	-14
Jan. 30, 1981	Madison, WI	86	76	+10
Dec. 5, 1981	Bloomington, IN	77	83	- 6
Feb. 6, 1983	Madison, WI	61	73	-12
Feb. 11, 1983	Bloomington, IN	49	59	-10
Feb. 5, 1984	Bloomington, IN	57	64	- 7
Feb. 10, 1984	Madison, WI	60	58	+ 2
Jan. 13, 1985	Madison, WI	51	75	-24
Feb. 8, 1985	Bloomington, IN	67	71	- 4
Jan. 12, 1986	Bloomington, IN	46	65	-19
Feb. 7, 1986	Madison, WI	37	65	-28
Jan. 16, 1987	Madison, WI	66	71 OT	- 5
Feb. 15, 1987	Bloomington, IN	48	46 OT	+ 2
Jan. 22, 1988	Bloomington, IN	49	71	-22
Feb. 21, 1988	Madison, WI	53	77	-24
Jan. 6, 1989	Bloomington, IN	55	73	-18
March 11, 1989	Madison, WI	80	85	- 5
Jan. 5, 1990	Madison, WI	80	92	-12
March 10, 1990	Bloomington, IN	69	76	- 7
Feb. 1, 1991	Bloomington, IN	86	103	-17
March 3, 1991	Madison, WI	80	75	+ 5
Jan. 10, 1992	Bloomington, IN	52	77	-25
March 14, 1992	Madison, WI	77	67	+10
March 5, 1993	Madison, WI	72	79	- 7
March 4, 1994	Bloomington, IN	64	66	- 2
Jan. 3, 1995	Madison, WI	78	62	+16
Feb. 24, 1995	Bloomington, IN	61	63	- 2
Dec. 29, 1995	Madison, WI	81	71	+10
Feb. 23, 1996	Bloomington, IN	68	82	-14
Jan. 12, 1997	Bloomington, IN	72	74	- 2
Feb. 7, 1997	Madison, WI	54	59	- 5
Jan. 9, 1998	Madison, WI	75	60	+15
Feb. 6, 1998	Bloomington, IN	55	56	- 1
Jan. 10, 1999	Bloomington, IN	65	69	- 4
Feb. 20, 2000	Madison, WI	76	61	+15
Jan. 21, 2001	Madison, WI	69	62	+ 7
Feb. 8, 2001	Bloomington, IN	79	83 OT	- 4
Jan. 3, 2002	Madison, WI	74	54	+20
Jan. 24, 2002	Bloomington, IN	63	70 OT	- 7

UNIVERSITY OF IOWA

Tuesday, January 12, 2003
at Iowa City, IA—7:00 p.m. CST FOX Sports Net
Sunday, February 23, 2003
Madison, WI—1:30 p.m. CST

Location: Iowa City, IA

Population: 60,000

Enrollment: 28,311

Division: NCAA-I

Home Arena:

Carver-Hawkeye Arena
(15,500)

Nickname: Hawkeyes

Colors: Black and gold

2001-02 Season Record: 18-11

2002 Big Ten Record/Finish: 10-6/4th

Post Season: NCAA second round loss to UConn 86-48

Starters Returning/Lost: 2/3

Letterwinners Returning/Lost: 9/4

Head Coach: Lisa Bluder

School Record: 39-21 (2 years)

Career Record: 395-163 (18 years)

Big Ten Record: 22-10 (2 years)

Bluder vs. Wisconsin: 2-4 (0-2 while at Drake)

Assistants: Jan Jensen, Jenni Fitzgerald, Michael Morgan

Basketball Office: (319) 335-9258

Sports Information: Matt Weintzel

Internet: matthew-weitzel@hawkeyesports.com

Office Phone: (319) 335-9411

Home Phone: (319) 358-8365

Court Phone: (319) 335-7284

FAX Phone: (319) 335-9417

Iowa Online: <http://www.hawkeyesports.com>

Top Iowa Returnees:

Player	Pos.	Ht.	Yr.	Pts.	Reb.
Jennie Lillis*	F	6-1.	Jr.	14.8	6.0
Kristi Faulkner*	G	5-7	Jr..	8.1	3.1
Jenna Armstrong	G	5-9	So.	3.1	1.6
Jamie Cavey	C	6-3	So.	2.9	1.9

* Returning Starter

Top Iowa Newcomers:

Morgan Kasperek	F/C	6-2	Fr.	Hinsdale, IL
Tiffany Reedy	F	6-0	Fr.	Dysart, IL
Lindsay Richards	G	5-7	Fr.	Barrington, IL
Johanna Solverson	F	6-2	Fr.	Lake Zurich, IL
Crystal Smith	G	5-6	Fr.	Haughton, LA

Series Record:

Wisconsin vs. Iowa series record: 18-25

at Madison: 10-9; at Iowa City: 7-16; Neutral: 1-0



Head Coach
Lisa Bluder

Date	Place	Wis	Opp	Margin
Dec. 7, 1974	Iowa City, IA	65	49	+16
Dec. 2, 1978	Iowa City, IA	68	75	- 7
Dec. 1, 1979	Iowa City, IA	51	68	-17
Nov. 15, 1980	Madison, WI	73	69	+ 4
Feb. 3, 1981	Iowa City, IA	88	67	+11
Feb. 12, 1982	East Lansing, MI	78	64	+14
March 3, 1982	Iowa City, IA	78	64	+14
Jan. 23, 1983	Iowa City, IA	68	47	+21
Feb. 23, 1983	Madison, WI	68	44	+24
Jan. 22, 1984	Madison, WI	50	49	+ 1
Feb. 24, 1984	Iowa City, IA	37	46	- 9
Jan. 27, 1985	Madison, WI	65	54	+11
Feb. 24, 1985	Iowa City, IA	52	64	-12
Jan. 26, 1986	Iowa City, IA	32	68	-36
Feb. 21, 1986	Madison, WI	47	61	-14
Jan. 2, 1987	Madison, WI	44	83	-39
March 7, 1987	Iowa City, IA	56	78	-22
Jan. 8, 1988	Madison, WI	59	79	-20
March 12, 1988	Iowa City, IA	50	98	-48
Feb. 3, 1989	Madison, WI	57	67	-10
March 5, 1989	Iowa City, IA	52	78	-26
Feb. 2, 1990	Iowa City, IA	52	84	-32
March 4, 1990	Madison, WI	60	77	-17
Jan. 2, 1991	Madison, WI	78	67	+11
March 9, 1991	Iowa City, IA	76	85 OT	- 9
Feb. 7, 1992	Madison, WI	74	58	+16
March 8, 1992	Iowa City, IA	36	63	-27
Jan. 8, 1993	Iowa City, IA	39	65	-26
Jan. 7, 1994	Madison, WI	67	74	- 7
Jan. 6, 1995	Madison, WI	72	62	+10
Feb. 19, 1995	Iowa City, IA	62	55	+ 7
Jan. 5, 1996	Iowa City, IA	48	68	-20
Feb. 18, 1996	Madison, WI	63	67	- 4
Jan. 5, 1997	Iowa City, IA	69	63	+ 6
Feb. 14, 1997	Madison, WI	59	56	+ 3
Jan. 20, 1998	Madison, WI	63	66	- 3
Feb. 13, 1998	Iowa City, IA	76	87	-11
Jan. 3, 1999	Madison, WI	79	72	+ 7
Jan. 27, 2000	Iowa City, IA	62	66	- 4
Dec. 31, 2000	Madison, WI	94	91	+ 3
Jan. 14, 2001	Iowa City, IA	68	74	- 6
Dec. 30, 2001	Iowa City, IA	68	61	+ 7
Feb. 7, 2002	Madison, WI	64	76	-12

UNIVERSITY OF MICHIGAN

Sunday, February 2, 2003
Madison, WI—1:30 p.m. CST

Thursday, February 13, 2003
at Ann Arbor, MI—7:00 p.m. EST

Location: Ann Arbor, MI
Population: 109,766
Enrollment: 38,103
Division: NCAA-I
Home Arena:

Crisler Arena (13,562)

Nickname: Wolverines
Colors: Maize and Blue

2001-02 Season Record: 17-13

2002 Big Ten Record/Finish: 6-10/T9th

Post Season: Advanced to the WNIT tourney, lost to Valparaiso 49-62 in the first round

Starters Returning/Lost: 2/3

Letterwinners Returning/Lost: 6/3

Head Coach: Sue Guevara

School Record: 110-66 (6 years)

Career Record: 110-66 (6 years)

Big Ten Record: 54-42 (6 years)

Guevara vs. Wisconsin: 2-7 (6 years)

Associate Head Coach: Angela Jackson

Assistant Coaches: Eileen Shea-Hilliard, Molly Murray

Basketball Office: (734) 764-2918

Sports Information: Rich Marion

Internet: rjmar@umich.edu

Office Phone: (734) 936-8746

Home Phone: (734) 528-1128

Court Phone: (734) 998-7188

FAX Phone: (734) 647-1188

Michigan Online: <http://www.mgoblue.com>

Top Michigan Returnees:

Player	Pos.	Ht.	Yr.	Pts.	Reb.
LeeAnn Bies*	C	6-3	Sr.	16.0	8.2
Jennifer Smith*	C	6-3	Jr.	13.5	7.8
Stephanie Gandy*	F	5-10	Jr.	11.5	4.7
Tabitha Pool	G/F	6-1	So.	7.4	4.2

* Returning Starter

Top Michigan Newcomers:

Lauren Andrews	G	5-9	Fr.	Houston, TX
Mie Burlin	G	5-11	Fr.	Challotenlund, Denmark
Stephanie Douglas	G/F	5-11	Fr.	Detroit, MI
Nikki Reams	F	6-0	Fr.	Jenison, MI

Series Record:

Wisconsin vs. Michigan series record: 27-14

at Madison: 15-4; at Ann Arbor: 12-8; Neutral: 0-2



Head Coach
Sue Guevara

Date	Place	Wis	Opp	Margin
Feb. 7, 1976	Champaign, IL	33	84	-51
Jan. 12, 1979	Ann Arbor, MI	73	80	- 7
Jan. 26, 1980	Madison, WI	65	57	+ 8
Dec. 6, 1980	Ann Arbor, MI	78	87	- 9
Jan. 16, 1983	Madison, WI	99	68	+31
March 4, 1983	Ann Arbor, MI	80	71	+ 9
Jan. 15, 1984	Ann Arbor, MI	77	63	+13
March 2, 1984	Madison, WI	63	64	- 1
Feb. 3, 1985	Ann Arbor, MI	81	72	+ 9
March 1, 1985	Madison, WI	81	70	+11
Feb. 2, 1986	Madison, WI	67	72	- 5
Feb. 28, 1986	Ann Arbor, MI	66	77	-11
Jan. 25, 1987	Ann Arbor, MI	65	57	+12
Feb. 20, 1987	Madison, WI	88	63	+25
Jan. 31, 1988	Madison, WI	65	68	- 3
Feb. 26, 1988	Ann Arbor, MI	51	86	-35
Jan. 22, 1989	Madison, WI	66	59	+ 7
Feb. 17, 1989	Ann Arbor, MI	57	75	-18
Jan. 21, 1990	Ann Arbor, MI	51	68	-17
Feb. 16, 1990	Madison, WI	56	61	- 5
Jan. 13, 1991	Ann Arbor, MI	69	90	-21
Feb. 8, 1991	Madison, WI	101	88	+13
Jan. 19, 1992	Madison, WI	93	66	+27
Feb. 14, 1992	Ann Arbor, MI	84	60	+24
Jan. 17, 1993	Madison, WI	73	67	+ 6
Feb. 12, 1993	Ann Arbor, MI	79	75	+ 4
Jan. 16, 1994	Ann Arbor, MI	64	63	+ 1
Feb. 11, 1994	Madison, WI	75	64	+11
Dec. 28, 1994	Ann Arbor, MI	85	71	+14
Feb. 26, 1995	Madison, WI	80	64	+16
Dec. 27, 1995	Madison, WI	89	48	+41
Feb. 25, 1996	Ann Arbor, MI	88	63	+25
Jan. 24, 1997	Ann Arbor, MI	77	72	+ 5
Jan. 23, 1998	Madison, WI	79	63	+16
Feb. 28, 1998	Indianapolis, IN (BT)	70	79	- 9
Jan. 15, 1999	Madison, WI	71	65	+ 6
Jan. 31, 1999	Ann Arbor, MI	70	46	+26
Jan. 20, 2000	Madison, WI	72	69	+ 3
Feb. 17, 2000	Ann Arbor, MI	73	78	- 5
Jan. 4, 2001	Ann Arbor, MI	85	52	+33
Jan. 6, 2002	Madison, WI	89	74	+15

MICHIGAN STATE UNIVERSITY

Thursday, February 6, 2003
at Madison, WI—7:00 p.m. EST

Location: East Lansing, MI
Population: 51,065
Enrollment: 44,227
Division: NCAA-I
Home Arena:

Breslin Center (14,759)

Nickname: Spartans

Colors: Green and white

2001-02 Season Record: 19-13

2002 Big Ten Record/Finish: 6-10/T9th

Post Season: Advanced to the semifinals of the WNIT

Starters Returning/Lost: 4/1

Letterwinners Returning/Lost: 7/2

Head Coach: Joanne P. McCallie

School Record: 29-31 (2 years)

Career Record: 196-104 (10 years)

Big Ten Record: 10-22 (2 years)

McCallie vs. Wisconsin: 1-4 (UW defeated Maine 97-80, 11/29/97)

Assistant Coaches: Janel Grimm Burgess, Niya Butts,

AnnMarie Gilbert

Basketball Office: (517) 353-8613

Sports Information: Brad Gust

Email: gust@msu.edu

Office Phone: (517)355-2271

Home Phone: (517) 316-0489

Court Phone: (517) 353-1626

FAX Phone: (517) 353-9636

Michigan State Online: <http://www.msuspartans.com>

Top Michigan State Returnees:

Player	Pos.	Ht.	Yr.	Pts.	Reb.
Syreeta Bromfield	F	6-0	Sr.	15.6	6.5
Jennitfer Callier*	C	6-3	Sr.	3.3	3.2
Kristin Haynie*	G	5-6	So.	7.8	3.8
Julie Pagel*	F	6-1	Jr.	9.6	5.8
Candice Jackson*	G	5-6	Jr.	4.1	2.8

* Returning Starter

Top Michigan State Newcomers:

Lindsay Bowen	G	5-7	Fr.	Dansville, MI
Patrice McKinney	G	5-8	Fr.	Lansing, MI
Caroline Nixon	G	5-10	Jr.	Hahndorf, Australia
Megan Osmer	F	6-2	Fr.	Bellevue, WA
Liz Shimek	F	6-1	Fr.	Empire, MI

Series Records:

Wisconsin vs. Michigan State series record: 20-26

at Madison: 14-8; at East Lansing: 5-16; Neutral: 3-3



Head Coach
Joanne P. McCallie

Date	Place	WI	Opp	Margin
Feb. 6, 1976	Champaign, IL	46	77	-31
Jan. 14, 1978	Madison, WI	63	65	- 2
Jan. 13, 1979	East Lansing, MI	52	57	- 5
Dec. 30, 1980	Madison, WI	62	74	-12
Feb. 27, 1982	East Lansing, MI	60	76	-16
Jan. 14, 1983	Madison, WI	77	59	+18
March 6, 1983	East Lansing, MI	76	70	+ 6
Jan. 13, 1984	East Lansing, MI	67	66	+ 1
March 4, 1984	Madison, WI	88	68	+20
Feb. 1, 1985	East Lansing, MI	64	65	- 1
March 3, 1985	Madison, WI	82	72	+10
Jan. 31, 1986	Madison, WI	55	58	- 3
March 2, 1986	East Lansing, MI	69	82	-13
Jan. 23, 1987	East Lansing, MI	53	77	-24
Feb. 22, 1987	Madison, WI	57	71	-14
Jan. 29, 1988	Madison, WI	58	65	- 7
Feb. 29, 1988	East Lansing, MI	58	68	-10
Jan. 20, 1989	Madison, WI	71	69	+ 2
Feb. 19, 1989	East Lansing, MI	67	71	- 4
Jan. 19, 1990	East Lansing, MI	43	73	-30
Feb. 18, 1990	Madison, WI	55	61	- 6
Jan. 11, 1991	East Lansing, MI	73	89	-16
Feb. 10, 1991	Madison, WI	78	75	+ 3
Jan. 17, 1992	Madison, WI	79	63	+16
Feb. 16, 1992	East Lansing, MI	73	58	+15
Jan. 15, 1993	Madison, WI	75	67	+ 8
Feb. 14, 1993	East Lansing, MI	67	81	-14
Jan. 14, 1994	East Lansing, MI	69	72	- 3
Feb. 13, 1994	Madison, WI	92	85	+ 7
Jan. 13, 1995	East Lansing, MI	68	78	-10
Feb. 12, 1995	Madison, WI	62	78	-16
March 4, 1995	Indianapolis, IN (BT)	79	87	- 8
Jan. 12, 1996	Madison, WI	82	59	+23
Feb. 11, 1996	East Lansing, MI	65	76	-11
Jan. 31, 1997	East Lansing, MI	53	64	-11
Jan. 30, 1998	Madison, WI	72	65	+ 7
Jan. 8, 1999	East Lansing, MI	74	77	- 3
Feb. 7, 1999	Madison, WI	73	68 OT	+ 5
Mar. 17, 1999	Madison, WI (WNIT)	70	69 OT	+ 1
Jan. 1, 2000	East Lansing, MI	61	75	-14
Feb. 13, 2000	Madison, WI	77	69	+ 8
Mar. 22, 2000	Madison, WI (WNIT)	77	45	+32
Jan. 11, 2001	East Lansing, MI	72	56	+16
Feb. 4, 2001	Madison, WI	69	49	+20
Jan. 10, 2002	East Lansing, MI	86	78	+8
Jan. 30, 2002	Madison, WI	57	58	- 1

UNIVERSITY OF MINNESOTA

Thursday, February 27, 2003
at Minneapolis, MN—7:00 p.m. CST

Location: Minneapolis, MN
Population: 400,000
Enrollment: 45,361
Division: NCAA-I
Home Arena:



Williams Arena (14,625)

Nickname: Golden Gophers

Colors: Maroon and gold

2001-02 Season Record: 22-8

2002 Big Ten Record/Finish: 11-5/2nd

Post Season: had one of the biggest turn around seasons in women's basketball, finishing 22-8 following a 8-20 season.

Finished the season ranked seventh in the nation and topped the

Big Ten with a 79.7 points per game percentage

Starters Returning/Lost: 5/0

Letterwinners Returning/Lost: 10/3

Head Coach: Pam Borton

School Record: First Year

Career Record: 69-46 (4 years)

Big Ten Record: First Year

Borton vs. Wisconsin: 0-0

Assistant Coaches: Melissa McFerrin, David Stromme

Basketball Office: (612) 624-3563

Sports Information: Becky Bohm

Internet: bohmx002@tc.umn.edu

Office Phone: (612) 624-1023

Home Phone: (651) 702-4277

Court Phone: (612) 626-1308

FAX Phone: (612) 624-8018

Minnesota Online: <http://www.gophersports.com>

Top Minnesota Returnees:

Player	Pos.	Ht.	Yr.	Pts.	Reb.
Lindsay Whalen*	G	5-8	Jr.	22.2	5.5
Janel McCarville*	C	6-2	So.	13.0	8.0
Corrin Von Wald*	G	5-9	Sr.	12.0	6.1
Kadidja Anderson*	F	6-2	Jr.	10.5	4.8
Lindsay Lieser*	G	5-10	Sr.	8.6	2.6
Kim Prince	C	6-2	Sr.	7.3	3.7

* Returning Starter

Top Minnesota Newcomers:

Shannon Schonrock	G	5-6	Fr.	Winnebago, MN
Shannon Bolden	F	5-11	Fr.	Marshall, MN
Christina Collison	C	6-2	Fr.	Eden Prairie, MN

Series Record:

Wisconsin vs. Minnesota series record: 27-22

at Madison: 14-8; at Minneapolis: 9-12; Neutral: 4-2



Head Coach
Pam Borton

Date	Place	Wis	Opp	Margin
Dec. 6, 1974	Iowa City, IA	55	45	+10
Feb. 8, 1980	Madison, WI	66	80	-14
Jan. 17, 1981	Madison, WI	68	84	-16
Feb. 13, 1981	Evanston, IL	68	79	-11
March 7, 1981	Minneapolis, MN	56	66	-10
Nov. 21, 1981	Madison, WI	63	72	-9
Jan. 23, 1982	Minneapolis, MN	60	63	-3
Jan. 28, 1983	Minneapolis, MN	60	73	-13
Feb. 18, 1983	Madison, WI	71	77	-6
Jan. 27, 1984	Madison, WI	63	59	+4
Feb. 17, 1984	Minneapolis, MN	51	62	-11
Jan. 25, 1985	Madison, WI	58	59	-1
Feb. 24, 1985	Minneapolis, MN	70	79	-9
Jan. 24, 1986	Minneapolis, MN	58	75	-17
Feb. 23, 1986	Madison, WI	62	52	+10
Jan. 4, 1987	Madison, WI	81	73	+8
March 5, 1987	Minneapolis, MN	45	70	-25
Jan. 10, 1988	Minneapolis, MN	75	67	+8
March 9, 1988	Madison, WI	71	73	-2
Feb. 5, 1989	Madison, WI	78	61	+17
March 3, 1989	Minneapolis, MN	58	83	-25
Feb. 4, 1990	Minneapolis, MN	76	75	+1
March 2, 1990	Madison, WI	94	82	+17
Jan. 6, 1991	Madison, WI	102	77	+25
March 7, 1991	Minneapolis, MN	62	76	-14
Feb. 9, 1992	Madison, WI	82	72	+10
March 6, 1992	Minneapolis, MN	83	82	+1
Jan. 12, 1993	Madison, WI	75	72	+3
March 10, 1993	Minneapolis, MN	56	91	-35
Jan. 9, 1994	Minneapolis, MN	84	89	-5
March 8, 1994	Madison, WI	71	82	-11
Jan. 20, 1995	Minneapolis, MN	76	63	+13
Feb. 5, 1995	Madison, WI	79	78	+1
Jan. 19, 1996	Madison, WI	85	50	+35
Feb. 4, 1996	Minneapolis, MN	98	64	+34
Jan. 26, 1997	Madison, WI	84	57	+27
Feb. 28, 1997	Indianapolis, IN (BT)	75	80	-5
Jan. 25, 1998	Minneapolis, MN	67	54	+13
Feb. 27, 1998	Indianapolis, IN (BT)	65	47	+18
Dec. 28, 1998	Madison, WI	70	59	+11
Feb. 21, 1999	Minneapolis, MN	69	56	+13
Feb. 3, 2000	Madison, WI	75	65	+10
Feb. 10, 2000	Minneapolis, MN	66	55	+11
Mar. 2, 2000	Indianapolis, IN (BT)	56	49	+7
Feb. 18, 2001	Madison, WI	90	67	+23
Feb. 22, 2001	Minneapolis, MN	86	43	+43
Jan. 20, 2002	Madison, WI	85	92	-7
Feb. 21, 2002	Minneapolis, MN	74	76	-2
March 1, 2002	Indianapolis, IN (BT)	74	64	+10

NORTHWESTERN UNIVERSITY

Thursday, January 30, 2003
at Evanston, IL—7:00 p.m. CST

Location: Evanston, IL

Population: 73,750

Enrollment: 7,700

Division: NCAA-I

Home Arena:

Welsh-Ryan Arena (8,117)

Nickname: Wildcats

Colors: Purple and white

2001-02 Season Record: 4-24

2002 Big Ten Record/Finish: 0-16/11th

Post Season: none

Starters Returning/Lost: 5/0

Letterwinners Returning/Lost: 11/1

Head Coach: June Olkowski

School Record: 15-68 (3 years)

Career Record: 163-206 (13 years)

Big Ten Record: 3-45 (3 years)

Olkowski vs. Wisconsin: 0-6 (3 years)

Assistants: Tricie Johnson, Sue Darling, Regina Grennan

Basketball Office: (847) 491-5709

Sports Information: Aaron Bongle

Internet: a-bongle2@northwestern.edu

Office Phone: (847) 491-7503

Home Phone: (773) 755-9809

Court Phone: (847) 491-8852/8853

FAX Phone: (847) 491-8818

Northwestern Online: <http://www.nusports.com>

Top Northwestern Returnees:

Player	Pos.	Ht.	Yr.	Pts.	Reb.
Sarah Kwasinski*	C	6-4	So.	13.5	6.5
Leslie Dolland*	C	6-2	Jr.	7.4	5.9*
Melissa Culver*	G	5-9	So.	7.2	2.2
Natalie Will*	F	5-8	Sr.	6.5	3.3
Samantha McComb*	G	5-8	So.	5.2	2.1

* Returning Starter

Top Northwestern Newcomers:

Kristin Amborse	G	6-0	So.	Minnetoka, MN
Ifeoma Okonkwo	F	5-10	Fr.	Spring, TX

Series Record:

Wisconsin vs. Northwestern series record: 18-27

at Madison: 9-13; at Evanston: 8-13; Neutral: 1-1



Head Coach
June Olkowski

Date	Place	Wis	Opp	Margin
Jan. 22, 1977	Madison, WI	70	80	-10
Jan. 28, 1978	Evanston, IL	61	67	- 6
Feb. 21, 1979	Madison, WI	62	67	- 5
Jan. 23, 1980	Evanston, IL	52	79	-27
Dec. 13, 1980	Madison, WI	70	77	- 7
Feb. 25, 1981	Madison, WI	75	82	- 7
Feb. 12, 1982	East Lansing, MI	52	62	-10
Feb. 20, 1982	Evanston, IL	66	82	-16
Jan. 21, 1983	Evanston, IL	57	54	+ 3
Feb. 27, 1983	Madison, WI	81	72	+ 9
Jan. 20, 1984	Madison, WI	80	70	+10
Feb. 24, 1984	Evanston, IL	57	54	+ 3
Jan. 6, 1985	Madison, WI	58	76	-18
March 9, 1985	Evanston, IL	89	86 OT	+ 3
Jan. 5, 1986	Evanston, IL	64	68	- 4
March 8, 1986	Madison, WI	72	87	-15
Jan. 30, 1987	Madison, WI	53	72	-19
Feb. 27, 1987	Evanston, IL	50	73	-23
Feb. 5, 1988	Evanston, IL	55	70	-15
March 4, 1988	Madison, WI	57	83	-26
Jan. 13, 1989	Madison, WI	59	62	- 3
Feb. 10, 1989	Evanston, IL	63	66	- 3
Jan. 12, 1990	Evanston, IL	57	72	-15
Feb. 9, 1990	Madison, WI	62	73	- 9
Jan. 18, 1991	Madison, WI	85	86	- 1
Feb. 15, 1991	Evanston, IL	72	93	-21
Jan. 31, 1992	Madison, WI	91	89	+ 2
Feb. 28, 1992	Evanston, IL	80	91	-11
Jan. 24, 1993	Evanston, IL	65	82	-17
Feb. 19, 1993	Madison, WI	90	103	-13
Jan. 23, 1994	Madison, WI	85	101	-16
Feb. 18, 1994	Evanston, IL	54	79	-25
Feb. 3, 1995	Madison, WI	63	56	+ 7
Feb. 2, 1996	Evanston, IL	69	68	+ 1
Jan. 17, 1997	Madison, WI	77	67	+11
Feb. 2, 1997	Evanston, IL	62	93	-31
Jan. 16, 1998	Evanston, IL	70	65	+ 5
Feb. 1, 1998	Madison, WI	95	64	+31
Jan. 22, 1999	Madison, WI	80	61	+19
Jan. 12, 2000	Evanston, IL	74	60	+14
Feb. 1, 2001	Madison, WI	70	35	+35
Feb. 11, 2001	Evanston, IL	70	54	+16
Jan. 13, 2002	Evanston, IL	70	65	+5
Feb. 14, 2002	Madison, WI	80	47	+33
Feb. 28, 2002	Indianapolis, IN (BT)	60	58	+ 2

THE OHIO STATE UNIVERSITY

Thursday, January 16, 2003
Madison, WI—7:00 p.m. CST
FOX Sports Net

Sunday, February 9, 2003
at Columbus, OH—2:00 p.m. EST



Location: Columbus, Ohio
Population: 1,500,000
Enrollment: 55,043
Division: NCAA-I
Home Arena:
Value City Arena (19,200)

Nickname: Buckeyes

Colors: Scarlet and gray

2001-02 Season Record: 14-15

2002 Big Ten Record Finish: 8-8/T5th

Post Season: none

Starters Returning/Lost: 3/2

Letterwinners Returning/Lost: 8/3

Head Coach: Jim Foster

School Record: First Season

Career Record: 504-225 (24 years)

Big Ten Record: First Season

Foster vs. Wisconsin: 0-0

Foster vs. UW while at Vanderbilt: 1-0

Assistants: Pete Guadet, Kelley Meury, Chavonne Hammond

Basketball Office: (614) 292-9270

Sports Information: Lauren Price

Internet: price.481@osu.edu

Office Phone: (614) 292-3270

Home Phone: (614) n/a

Court Phone: (614) 688-5330

FAX Phone: (614) 292-8547

Ohio State Online: <http://www.ohiostatebuckeyes.com>

Top Ohio State Returnees:

Player	Pos.	Ht.	Yr.	Pts.	Reb.
Courtney Coleman*	F/C	6-1	Sr.	16.4	7.8
DiDi Reynolds*	F	6-1	Sr.	9.9	4.6
D'wan Shackelford*	F	6-0	Sr.	10.9	6.7

* Returning Starter

Top Ohio State Newcomers:

Erika Christenson	C	6-4	Sr.	Fairborn, OH
Candace Dark	G	5-9	Fr.	Kingman, IN
Michelle Munoz	F	5-11	So.	Mason, OH
Kim Wilburn	G	5-6	Fr.	Southfield, MI

Series Record:

Wisconsin vs. Ohio State series record: 14-27

at Madison: 9-9; at Columbus: 5-13; Neutral: 0-5



Head Coach
Jim Foster

Date	Place	Wis	Opp	Margin
Feb. 10, 1978	West Lafayette, IN	49	73	-26
March 10, 1978	East Lansing, MI	52	85	-33
March 6, 1980	Terre Haute, IN	68	80	-12
Feb. 4, 1983	Madison, WI	66	84	-18
Feb. 13, 1983	Columbus, OH	61	75	-14
Feb. 3, 1984	Columbus, OH	66	85	-19
Feb. 12, 1984	Madison, WI	79	70	+ 9
Jan. 11, 1985	Madison, WI	53	66	-13
Feb. 10, 1985	Columbus, OH	48	62	-14
Jan. 10, 1986	Columbus, OH	48	81	-33
Feb. 9, 1986	Madison, WI	50	85	-35
Jan. 18, 1987	Madison, WI	49	89	-40
Feb. 13, 1987	Columbus, OH	62	97	-35
Jan. 24, 1988	Columbus, OH	54	84	-30
Feb. 19, 1988	Madison, WI	70	87	-17
Jan. 8, 1989	Columbus, OH	53	84	-31
March 8, 1989	Madison, WI	61	77	-16
Jan. 7, 1990	Madison, WI	64	72	- 8
March 8, 1990	Columbus, OH	57	78	-21
Feb. 3, 1991	Columbus, OH	76	81 OT	- 5
March 1, 1991	Madison, WI	92	77	+15
Jan. 12, 1992	Columbus, OH	90	79	+11
March 11, 1992	Madison, WI	72	78	- 6
Jan. 29, 1993	Madison, WI	66	70	- 4
Feb. 26, 1993	Columbus, OH	58	95	-37
Jan. 28, 1994	Columbus, OH	99	90	+ 9
Feb. 27, 1994	Madison, WI	73	70	+ 3
Jan. 8, 1995	Madison, WI	76	69	+ 7
Feb. 17, 1995	Columbus, OH	81	76	+ 5
Jan. 7, 1996	Columbus, OH	75	69	+ 6
Feb. 16, 1996	Madison, WI	79	67	+12
March 3, 1996	Indianapolis, IN (BT)	58	72	-14
Jan. 19, 1997	Madison, WI	67	61	+ 6
Jan. 18, 1998	Columbus, OH	54	66	-12
Jan. 5, 1999	Columbus, OH	55	70	-15
Feb. 12, 1999	Madison, WI	83	79 OT	+ 4
Feb. 27, 1999	Indianapolis, IN (BT)	61	70	- 9
Jan. 16, 2000	Columbus, OH	80	45	+35
Jan. 23, 2000	Madison, WI	79	59	+20
Feb. 25, 2001	Madison, WI	81	62	+19
Feb. 24, 2002	Columbus, OH	55	82	-27

THE PENN STATE UNIVERSITY

Thursday, January 2, 2003
Madison, WI
—7:00 p.m. CST

Sunday, March 2, 2003
at University Park, PA
—1:00 p.m. CST



Location: University Park, PA
Population: 39,571
Enrollment: 40,828
Division: NCAA-I
Home Arena:

Bryce Jordan Center (15,300)

Nickname: Lady Lions

Colors: Blue and white

2001-02 Season Record: 23-12

2002 Big Ten Record/Finish: 11-5/2nd

Final Ranking/Poll: 18th in ESPN/USA Today

Post Season: Advanced to the Mideast Regional Semifinals.

Defeated Chattanooga 82-67 in the first round, Florida

International 96-79 in the second round and lost to Connecticut 82-64 in the semis.

Starters Returning/Lost: 3/2

Letterwinners Returning/Lost: 8/2

Head Coach: Rene Portland

School Record: 508-178 (22 years)

Career Record: 595-207 (26 years)

Big Ten Record: 121-43 (10 years)

Portland vs. Wisconsin: 13-3 (12 years)

Assistant Coaches: Annie Troyan, Rick Hall, Keila Whittington

Basketball Office: (814) 863-2672

Sports Information: Randy Press

Internet: rip2@psu.edu

Office Phone: (814) 865-1757

Cell Phone: (814) 777-3479

Media Row: (814) 863-3294

FAX Phone: (814) 863-3165

Penn State Online: <http://www.GoPSUsports.com>

Top Penn State Returnees:

Player	Pos.	Ht.	Yr.	Pts.	Reb.
Jess Storm*	G	5-7	So.	8.6	3.6
Tanisha Wright*	G	5-11	So.	10.1	4.0
Kelly Mazzante*	G	6-0	Jr.	24.9	3.9

* Returning Starter

Top Penn State Newcomers:

Melanie Croser G 5-8 Jr. Canberra, Australia

Series Record:

Wisconsin vs. Penn State series record: 4-14

at Madison: 4-5; at University Park: 0-8; neutral 0-1



**Head Coach
Rene Portland**

Date	Place	Wis	Opp	Margin
Feb. 2, 1992	University Park, PA	75	86	-11
Jan. 31, 1993	Madison, WI	73	90	-17
Feb. 28, 1993	University Park, PA	66	95	-29
Jan. 30, 1994	University Park, PA	53	73	-20
Feb. 23, 1994	Madison, WI	59	88	-29
Jan. 29, 1995	University Park, PA	55	58	- 3
Jan. 28, 1996	Madison, WI	87	69	+18
Dec. 27, 1996	Madison, WI	83	77	+ 6
Feb. 23, 1997	University Park, PA	62	90	-28
Dec. 28, 1997	University Park, PA	71	86	-15
Feb. 22, 1998	Madison, WI	83	75	+ 8
Jan. 29, 1999	University Park, PA	61	91	-30
Feb. 5, 1999	Madison, WI	71	73 OT	- 2
Jan. 30, 2000	University Park, PA	54	68	-14
Feb. 6, 2000	Madison, WI	52	57	- 5
Feb. 18, 2001	Madison, WI	86	75	+11
Jan. 27, 2002	University Park, PA	49	63	-14
March 3, 2002	Indianapolis, IN (BT)	62	76	-14

PURDUE UNIVERSITY

Thursday, January 9, 2003
Madison, WI—7:00 p.m. CST

Location: West Lafayette, IN

Population: 21,247

Enrollment: 38,564

Division: NCAA-I

Home Arena:

Mackey Arena (14,123)

Nickname: Boilermakers

Colors: Old Gold and Black

2001-02 Season Record: 24-6

2002 Big Ten Record/Finish: 13-3/1st

Final Ranking: 9th (AP) 14th (ESPN/USA Today)

Post Season: Defeated Austin Peay 80-49 in the first round of NCAA tournament and lost to Old Dominion 70-74 in overtime in the second.

Starters Returning/Lost: 3/2

Letterwinners Returning/Lost: 7/4

Head Coach: Kristy Curry

School Record: 78-21 (3 years)

Career Record: 78-21 (3 years)

Big Ten Record: 38-10 (3 years)

Curry vs. Wisconsin: 5-1 (3 years)

Assistants: Pam Stackhouse, Kerry Cremeans, Kelly Curry

Basketball Office: (765) 494-5853

Sports Information: Kathleen Offer

Internet: koffer@purdue.edu

Office Phone: (765) 494-6235

Media Row: (765) 494-6364

FAX Phone: (765) 494-5447

Purdue Online: www.purduesports.com

Top Purdue Returnees:

Player	Pos.	Ht.	Yr.	Pts.	Reb.
Mary Jo Noon*	F	6-5	Sr.	13.1	5.4
Erika Valek*	G	5-6	Jr.	7.6	3.5
Shereka Wright	F	5-10	Jr.	19.0	6.6

* Starters

Top Purdue Newcomers:

Missy Taylor	G	6-2	Fr.	Connersville, IN
Ashley Mays	G	5-8	Fr.	Indianapolis
Sabrina Keys	F	6-0	Fr.	San Francisco
Carol Duncan	F	6-1	Fr.	Nappanee, IN
Sharika Webb	G	5-9	Fr.	Indianapolis
Brianna Howard	G	5-8	Fr.	Hanover, IN

Series Record:

Wisconsin vs. Purdue series record: 13-30

at Madison: 10-10; at West Lafayette: 3-18; Neutral: 0-2



Head Coach
Kristy Curry

Date	Place	Wis	Opp	Margin
Dec. 3, 1976	West Lafayette, IN	40	53	-13
Feb. 11, 1977	West Lafayette, IN	60	62	- 2
Jan. 20, 1978	Carbondale, IL	65	79	-14
Jan. 20, 1979	Madison, WI	82	75 OT	+ 7
Feb. 15, 1980	West Lafayette, IN	66	57	+ 9
Feb. 6, 1981	Madison, WI	61	57	+ 4
Jan. 7, 1983	West Lafayette, IN	58	55	+ 3
March 12, 1983	Madison, WI	92	82	+10
Jan. 6, 1984	Madison, WI	92	62	+30
March 10, 1984	West Lafayette, IN	75	65	+10
Jan. 20, 1985	West Lafayette, IN	61	67	- 6
Feb. 15, 1985	Madison, WI	65	73	- 8
Jan. 19, 1986	Madison, WI	57	72	-15
Feb. 14, 1986	West Lafayette, IN	57	79	-22
Jan. 11, 1987	West Lafayette, IN	62	70	- 8
Feb. 6, 1987	Madison, WI	49	85	-36
Jan. 17, 1988	Madison, WI	62	80	-18
Feb. 12, 1988	West Lafayette, IN	55	67	-12
Jan. 15, 1989	West Lafayette, IN	56	69	-13
Feb. 27, 1989	Madison, WI	81	67	+14
Jan. 28, 1990	Madison, WI	72	92	-20
Feb. 23, 1990	West Lafayette, IN	63	81	-18
Jan. 27, 1991	Madison, WI	87	97	-10
Feb. 22, 1991	West Lafayette, IN	53	93	-40
Jan. 26, 1992	West Lafayette, IN	56	82	-26
Feb. 21, 1992	Madison, WI	80	69	+11
Feb. 7, 1993	West Lafayette, IN	49	72	-23
Mar. 7, 1993	Madison, WI	57	77	-20
Feb. 6, 1994	Madison, WI	64	77	-13
Mar. 6, 1994	West Lafayette, IN	45	93	-48
Jan. 27, 1995	West Lafayette, IN	66	68	- 2
Jan. 26, 1996	Madison, WI	98	95 2OT	+ 3
Jan. 3, 1997	Madison, WI	69	52	+17
Feb. 14, 1997	West Lafayette, IN	43	62	-19
Jan. 6, 1998	West Lafayette, IN	65	70	- 5
Feb. 15, 1998	Madison, WI	80	69	+11
Jan. 24, 1999	West Lafayette, IN	56	76	-20
Dec. 30, 1999	Madison, WI	58	83	-25
Mar. 3, 2000	Indy, IN (BT)	65	74	- 9
Dec. 28, 2000	Madison, WI	58	70	-12
Jan. 28, 2001	West Lafayette, IN	70	75 OT	- 5
Dec. 28, 2001	Madison, WI	71	59	+12
Feb. 3, 2002	West Lafayette, IN	55	65	-10

NON-CONFERENCE OPPONENTS

AT NORTHERN ILLINOIS UNIVERSITY

Friday, November 22, 2002
DeKalb, IL—7:00 p.m. CST

Location: DeKalb, IL
Enrollment: 23,873
Division: NCAA I
Home Arena: Convocation Center (9,100)
Nickname: Huskies
Colors: Cardinal & Black
Conference: Mid-American
2001-02 Season Record: 17-13
2002 Conference Record/Finish: 10-6/6th
Post Season: Advanced to the semifinals of MAC tournament, defeated Buffalo 56-41 in the first round, Toledo 58-48 in the second round and lost to Ball State 77-59 in the semis.
Starters Returning/Lost: 4/1
Letterwinners Returning/Lost: 10/2
Head Coach: Carol Hammerle
School Record: 49-67 (4 years)
Career Record: 505-293 (29 years)
Assistant Coaches: Rhonda Dart, Jerilyn Cushing
Charmonique Stallworth
Basketball Office:
Sports Information: Robert Hester
Email: rhester@niu.edu
Office Phone: (815) 753-1706
Home Phone: (847) 289-0469
Media Row: (815) 752-6767
FAX Phone: (815) 753-9540
Northern Illinois Online: <http://www.NIUhuskies.com>



Top Northern Illinois Returnees:

Player	Pos.	Ht.	Yr.	Pts.	Reb.
Jennifer Youngblood	F	5-11	Jr.	13.2	9.0
Kristan Knake	G	6-4	Sr.	12.0	3.9
Monique Davis	G	5-8	Jr.	5.8	3.0
Stephanie Smith	G	5-10	Jr.	4.4	2.0

Wisconsin vs. Northern Illinois series record: UW leads 6-0

Date	Place	Wis	Opp	Margin
Jan. 23, 1975	DeKalb, IL	42	27	+15
Feb. 21, 1976	Madison, WI	46	36	+10
Jan. 15, 1977	DeKalb, IL	56	52	+ 4
Jan. 17, 1978	Madison, WI	100-	42	+58
Dec. 3, 1980	DeKalb, IL	87	72	+15
Dec. 2, 1981	Madison, WI	74	71	+ 3

UW-GREEN BAY

Sunday, November 24, 2002
Madison, WI—1:30 p.m. CST

Location: Green Bay, WI
Enrollment: 5,550
Division: NCAA I
Home Arena: Phoenix Sports Center
Nickname: Phoenix
Colors: Green, White and Red
Conference: Horizon League
2001-02 Season Record: 24-7
2001 Conference Record/Finish: 15-1/1st
Post Season: Lost to Texas 60-55 in the first round of the NCAA tournament
Final National Ranking: received votes
Starters Returning/Lost: 3/2
Letterwinners Returning/Lost: 10/3
Head Coach: Kevin Borseth
School Record: 86-35 (4 years)
Career Record: 311-132 (15 years)
Assistant Coaches: Chari Nordgaard, Kris Johnson, Liz Grzesk
Basketball Office: N/A
Sports Information: Shelia Blackman
Email: blackmas@uwgb.edu
Office Phone: (920) 465-5759
Home Phone: (920) 406-6005
Media Row: (920) 465-2918
FAX Phone: (920) 465-2357
UW- Green Bay Online: <http://www.uwgb.edu/athletics>



Top UW-Green Bay Returnees:

Player	Pos.	Ht.	Yr.	Pts.	Reb.
Sara Boyer	G	5-9	Sr.	13.4	2.9
Kristy Loiselle	G	5-10	Sr.	8.3	5.8
Elizabeth Dudley	G	5-8	Sr.	6.9	4.8

Wisconsin vs. UW- Green Bay series record: 14-5

Date	Place	Wis	Opp	Margin
Jan. 1, 1975	Madison, WI	45	38	+ 7
Jan. 24, 1976	Madison, WI	50	29	+21
Feb. 9, 1976	Green Bay, WI	47	39	+ 8
Feb. 23, 1977	Green Bay, WI	81	37	+44
Feb. 23, 1982	Madison, WI	66	53	+13
Dec. 8, 1982	Green Bay, WI	69	55	+14
Dec. 9, 1987	Madison, WI	60	61	- 1
Dec. 17, 1988	Green Bay, WI	62	58 OT	+ 4
Dec. 5, 1989	Madison, WI	58	60	- 2
Dec. 4, 1990	Green Bay, WI	75	91	-16
Dec. 1, 1992	Madison, WI	63	63	+ 1
Jan. 3, 1994	Madison, WI	75	64	+11
Dec. 7, 1994	Green Bay, WI	59	68	- 9
Dec. 13, 1995	Madison, WI	83	56	+27
Dec. 5, 1996	Green Bay, WI	68	56	+12
Dec. 10, 1997	Madison, WI	81	63	+18
Nov. 22, 1998	Madison, WI	60	52	+ 8
Dec. 1, 1999	Green Bay, WI	66	56	+10
Jan. 7, 2001	Madison, WI	80	82 OT	- 2

AT PEPPERDINE TOURNAMENT

Fri-Sat., Nov. 29-30, 2002—Malibu, CA

Nov. 29: Pepperdine vs. St. John's, 7 p.m. PST

Wisconsin vs. Texas Arlington, 9 p.m. PST

Nov. 30: Consolation 4:15 p.m., Championship 7 p.m. PST

PEPPERDINE UNIVERSITY

Location: Malibu, CA

Enrollment: 8,000

Division: NCAA I

Home Arena: Firestone Fieldhouse

(3,104)

Nickname: Waves

Colors: Blue, Orange and White

Conference: West Coast Conference

2001-02 Season Record: 23-8

2002 Conference Record: 11-3/1st

Post Season: Lost to Villanova 67-46 in the first round of the NCAA tournament

Starters Returning/Lost: 3/2

Letterwinners Returning/Lost: 10/2

Head Coaches: Mark Trakh

School Record: 160-102 (9 years)

Career Record: 160-102 (9 years)

Assistant Coaches: Jody Wynn, Derek Wynn, Michael Hurlbut

Basketball Office: (310) 506-4768

Sports Information: Al Barba

Internet: abarba@pepperdine.edu

Office Phone: (310) 506-4455

Home Phone: (805) 241-1954

FAX Phone: (310) 506-4322

Pepperdine Online: <http://gowaves.pepperdine.edu>

Top Pepperdine Returnees:

Player	Pos.	Ht.	Yr.	Pts.	Reb.
Keani Christianson	F	6-1	Sr.	6.8	4.5
Damaris Hinojosa	G	5-10	Sr.	13.6	3.8
Shandrika Lee	G	5-6	Jr.	10.2	2.6
Tamara McDonald	G	5-7	Sr.	8.8	3.4

Wisconsin vs. Pepperdine series record: First Meeting

ST. JOHN'S UNIVERSITY

Location: Jamaica, NY

Enrollment: 18,600

Division: NCAA I

Home Arena: Alumni Hall (6,008)

Nickname: Red Storm

Colors: Red and White

Conference: Big East

2001-02 Season Record: 3-24

2002 Conference Record/Finish:
0-16/4th

Starters Returning/Lost: 2/3

Letterwinners Returning/Lost: 6/3

Head Coach: Kim Barnes Arico



School Record: First Year

Career Record: 94-72 (6 years)

Assistant Coaches: Joe Pellicane, Daynia LaForce-Mann,
Shannon Farley

Basketball Office: (718) 990-6002

Sports Information: Allison Rubin

Internet: rubina@stjohns.edu

Office Phone: (718) 990-1522

Home Phone: (646) 483-8439

Media Row: (718) 990-5713

FAX Phone: (718) 969-8468

St. John's Online: www.redstormsports.com

Top St. John's Returnees:

Player	Pos.	Ht.	Yr.	Pts.	Reb.
Patrycja Gulak	C	6-4	So.	9.4	5.9
Shemika Stevens	G	5-7	So.	7.4	3.1

Wisconsin vs. St. John's series record: First Meeting

UNIVERSITY OF TEXAS-ARLINGTON

Location: Arlington, TX

Enrollment: 21,828

Division: NCAA I

Home Arena: Texas Hall (4,200)

Nickname: Lady Mavericks

Colors: Royal Blue and White

Conference: Southland Conference

2001-02 Season Record: 14-15

2002 Conference Record/Finish:

Starters Returning/Lost: 5/0

Letterwinners Returning/Lost: 7/3

Head Coach: Donna Capps

School Record: 20-36 (2 years)

Career Record: same

Assistant Coaches: Shannon Brown, Tory Bryant

Basketball Office: (817) 272-2243

Sports Information: John Brush

Office Phone: (817) 272-5706

Cell Phone: (817) 658-3438

Media Row: (817) 272-3795

FAX Phone: (817) 272-2254

Texas- Arlington Online: <http://www.utamavs.com>

Top Texas- Arlington Returnees:

Player	Pos.	Ht.	Yr.	Pts.	Reb.
Sheena Johnson	C	6-0	Jr.	10.0	11.3
Rola Ogunoye	F	6-0	So.	13.1	6.4
Kendra Rumph	F	5-9	So.	3.7	3.4
Chronda Reagan	G	5-9	So.	9.8	2.3
Krystal Buchanan	G	5-7	So.	7.7	4.0

Wisconsin vs. Texas- Arlington series record: First Meeting



AT WASHINGTON UNIVERSITY

Monday, December 2, 2002
Seattle, WA—7:00 p.m. PST



Location: Seattle, WA
Population: 3,500,000
Enrollment: 25,000
Division: NCAA I
Home Arena: Bank of America Arena at Hec Edmundson Pavilion (10,000)
Nickname: Huskies
Colors: Purple and gold
Conference: Pacific-10
2001-02 Season Record: 19-12
2002 Conference Record/Finish: 12-6/T2nd
Post Season: Competed in WNIT through the third round
Starters Returning/Lost: 5/0
Letterwinners Returning/Lost: 11/1
Head Coach: June Daugherty
School Record: 100-78 (6 years)
Career Record: 223-152 (13 years)
Assistant Coaches: Sunny Smallwood, Mike Daugherty, Shimmy Gray
Basketball Office: (206) 543-0732
Sports Information: Erin Rowley
Email: erowley@u.washington.edu
Office Phone: (206) 543-2230
Media Row: (206) 543-2230
Fax Phone: (206) 543-5000
Washington Huskies Online: <http://www.gohuskies.com>

Top Washington Returnees:

Player	Pos.	Ht.	Yr.	Pts.	Reb.
Andrea Lalum*	C	6-4	Jr.	11.4	5.8
Giuliana Mendiola*	G	5-11	Jr.	12.5	5.5
Loree Payne*	G	6-0	Sr.	14.3	3.1
Kristen O'Neil	G/F		So.	6.7	3.7

* Returning Starter

Wisconsin vs. Washington series record: 1-1

Date	Place	Wis	Opp	Margin
Nov. 23, 1990	Seattle, WA	91	99 OT	-8
Nov. 18, 2000	Seattle, WA	87	67	+20

BALL STATE UNIVERSITY

Thursday, December 5, 2002
Madison, WI—7:00 p.m. CST

Location: Muncie, IN
Enrollment: 17,622
Division: NCAA I
Home Arena: John E. Worthen Arena (11,500)
Nickname: Cardinals
Colors: Cardinal and White
Conference: Mid-American
2001-02 Season Record: 24-8
2002 Conference Record/Finish: 13-3/1st
Post Season: Second round of the WNIT tournament
Starters Returning/Lost: 3/2



Letterwinners Returning/Lost: 6/4

Head Coach: Tracy Roller

School Record: 24-8 (1 year)

Career Record: 24-8 (1 year)

Assistant Coaches: Tisha Hill, Lisa McDonald, Nicki Collen

Basketball Office: (765) 285-8225

Sports Information: Kathy Muffenbier

Email: kmuffenb@bsu.edu

Office Phone: (765) 285-8242

Media Row: (765) 285-8930

FAX Phone: (765) 285-8929

Ball State Online: www.ballstatesports.com

Top Ball State Returnees:

Player	Pos.	Ht.	Yr.	Pts.	Reb.
Tamara Bowie	F	6-0	Sr.	16.6	7.2
Johna Goff	G	5-7	Jr.	12.5	2.3
Jessica Reiter	F/C	6-2	Jr.	10.2	7.1

Wisconsin vs. Ball State series record: 1-0

Date	Place	Wis	Opp	Margin
Dec. 10, 1983	Madison, WI	86	61	+25

EASTERN ILLINOIS UNIVERSITY

Tuesday, December 10, 2002
Madison, WI—7:00 p.m. CST



Location: Charleston, IL
Enrollment: 10,531
Division: NCAA I
Home Arena: Lantz Arena (5,300)
Nickname: Panthers
Colors: Blue and Gray
Conference: Ohio Valley
2001-02 Season Record: 7-21
2002 Conference Record/Finish: 6-10/T6th
Starters Returning/Lost: 4/1
Letterwinners Returning/Lost: 9/3
Head Coach: Linda Wunder
School Record: 22-60 (3 years)
Career Record: 233-207 (16 years)
Assistant Coaches: Shelia Adams, Jennifer Nance
Basketball Office: (217) 581-6008
Sports Information: Patrick Osterman
Email: prosterman@eiu.edu
Office Phone: (217) 581-7020
FAX Phone: (217) 581-6434
Eastern Illinois Online: <http://www.eiu.edu/~spritinfo>

Top Eastern Illinois Returnees:

Player	Pos.	Ht.	Yr.	Pts.	Reb.
Pam O'Connor	C	6-2	Jr.	18.0	5.1
Lauren Dailey	G	5-10	Jr.	11.6	3.0
Rachel Karos	G	5-10	So.	5.3	4.9
Kayla Bloemer	F	6-0	Sr.	4.3	3.1

Wisconsin vs. Eastern Illinois series: UW leads 2-1

Date	Place	Wis	Opp	Margin
Feb. 6, 1982	Charleston, IL	64	61	+3
Dec. 14, 1984	Madison, WI	83	76	+7
Feb. 11, 1997	Madison, WI	64	70	-6

DRAKE UNIVERSITY

Saturday, December 14, 2002
Des Moines, IA—2:00 p.m. CST

Location: Des Moines, IA
Enrollment: 3,500
Division: NCAA I
Home Arena: Drake Knapp Center (7,002)
Nickname: Bulldogs
Colors: Blue & White
Conference: Missouri Valley
2001-02 Season Record: 25-8
2002 Conference Record/Finish: 15-3/2nd
Post Season: Advanced to the NCAA Sweet Sixteen losing to South Carolina 79-65
Final National Ranking: 20th (USA Today/ ESPN)
Starters Returning/Lost: 2/3
Letterwinners Returning/Lost: 8/5
Head Coach: Lisa Stone
School Record: 48-15 (2 years)
Career Record: 359-106 (17 years)
Assistant Coaches: Donna Freitag, Barb Franke, Tanya Bauer
Basketball Office: (515) 271-3894
Sports Information: Mary Ann Tierney
Email: maryann.tierney@drake.edu
Office Phone: (515) 271-4147
Home Phone: (515) 440-1412
Media Row: (515) 271-4884
Fax Phone: (515) 271-3015

Drake Online: <http://www.drakebulldogs.org>

Top Drake Returnees:

Player	Pos.	Ht.	Yr.	Pts.	Reb.
Carla Bennett*	C	6-3	Sr	16.2	7.6
Maureen Head	F	6-1	Jr.	8.0	5.4

* Returning Starter

Wisconsin vs. Drake series record: 3-4

Date	Place	Wis	Opp	Margin
Dec. 2, 1979	Des Moines, IA	76	78	- 2
Jan. 18, 1981	Madison, WI	54	71	-17
Nov. 27, 1981	Des Moines, IA	57	93	-36
Nov. 25, 1989	Des Moines, IA	49	64	-15
Nov. 30, 1995	Madison, WI	82	78	+ 4
Nov. 22, 1996	Des Moines, IA	77	69	+ 8
Dec. 13, 2001	Madison, WI	74	61	+13



SAN FRANCISCO UNIVERSITY

Monday, December 30, 2002
Madison, WI—7:00 p.m. CST

Location: San Francisco, CA
Enrollment: 8,400
Division: NCAA I
Home Arena: War Memorial Gymnasium (5,300)
Nickname: Lady Dons
Colors: Green and Gold
Conference: West Coast
2001-02 Season Record: 11-16
2002 Conference Record/Finish: 8-14 (T9th)
Starters Returning/Lost: 2/3
Letterwinners Returning/Lost: 9/5
Head Coach: Arden Kragalott
School Record: 114-173 (11 years)
Career Record: 213-249 (17 years)
Sports Information:
Office Phone: (415) 422-6161
San Francisco Online: <http://www.usfdons.edu>



Top USF State Returnees:

Player	Pos.	Ht.	Yr.	Pts.	Reb.
Renee Jimenez	G	5-7	Jr.	6.1	1.9
Jennifer Kutz	C/F	6-1	Sr.	10.4	7.6
Sharee Sykes	C	6-0	Sr.	6.0	5.1

Wisconsin vs. USF State series record: 0-1

Date	Place	Wis	Opp	Margin
Jan. 4, 1993	San Francisco, CA	69	71	- 2

MARQUETTE UNIVERSITY

Sunday, January 5, 2003
Madison, WI—1:30 p.m. CST

Location: Milwaukee, WI

Enrollment: 10,780

Division: NCAA I

Home Arenas:

U.S. Cellular Arena (8,946)

Bradley Center (19,150)

Nickname: Golden Eagles

Colors: Blue and gold

Conference: Conference USA

2001-02 Season Record: 14-14

2002 Conference Record/Finish: 7-7/8th

Starters Returning/Lost: 3/2

Letterwinners Returning/Lost: 7/5

Head Coach: Terri Mitchell

School Record: 113-61 (6 years)

Career Record: 113-61 (6 years)

Assistant Coaches: Jon Cain, Jill Jameson, Michelle Nason

Basketball Office: (414) 288-5784

Sports Information: Blain Fowler

E-Mail: blain.fowler@marquette.edu

Office Phone: (414) 288-6980

Cell Phone: (414) 303-5197

Media Row: U.S. Cellular Arena: (414) 908-5500

Bradley Center: (414) 227-0580

Fax Phone: (414) 288-6519

Marquette Online: <http://www.GoMarquette.com>



UNIVERSITY OF ARIZONA

Sunday, January 26, 2003
Madison, WI—1:30 p.m. CST

Location: Tucson, AZ

Population: 405,390

Enrollment: 35,000

Division: NCAA I

Home Arena: McKale Center (14,545)

Nickname: Wildcats

Colors: Cardinal and navy

Conference: Pac-10

2001-02 Season Record: 14-14

2002 Conference Record: 10-8/T6th

Starters Returning/Lost: 4/1

Letterwinners Returning/Lost: 7/3

Head Coach: Joan Bonvicini

School Record: 193-131 (11 years)

Career Record: 518-202 (23 years)

Associate Head Coach: Denise Dove Ianello

Assistant Coaches: Kellee Barney, Curtis Loyd

Basketball Office: (520) 621-4014

Sports Information: Mindy Claggett

Email: mbishop@u.arizona.edu

Office Phone: (520) 621-4163

Home Phone: (520) 512-1930

Cell Phone: (520) 349-5619

Media Row: (520) 621-5291

FAX Phone: (520) 621-2681

Arizona Online: <http://www.arizonaathletics.com>



Top Marquette Returnees:

Player	Pos.	Ht.	Yr.	Pts.	Reb.
Katie Alsdurf	G/F	6-0	So.	7.3	3.4
Rashida Gales	G	5-8	Sr.	6.5	2.6
Rachel Klug	F/C	6-1	Sr.	13.0	6.3

Wisconsin vs. Marquette series record: UW leads 8-3

Date	Place	Wis	Opp	Margin
Feb. 21, 1977	Madison, WI	68	47	+21
March 5, 1977	Milwaukee, WI	60	71	-11
Feb. 14, 1978	Milwaukee, WI	71	55	+16
Feb. 20, 1979	Madison, WI	67	44	+23
Dec. 1, 1988	Madison, WI	78	66	+12
Jan. 16, 1990	Madison, WI	90	79	+11
Feb. 9, 1995	Madison, WI	88	66	+22
Jan. 9, 1996	Milwaukee, WI	87	63	+24
Dec. 3, 1998	Madison, WI	73	81	- 8
Dec. 8, 1999	Milwaukee, WI	65	69	- 4
Dec. 5, 2001	Milwaukee, WI	56	55	+ 1

Top Arizona Returnees:

Player	Pos.	Ht.	Yr.	Pts.	Reb.
Dee Dee Wheeler	G	5-6	So.	12.3	3.4
Aimee Grzyb	G	5-7	Jr.	10.8	2.1
Krista Warren*	F/G	6-2	Sr.	10.8	2.1
Julie Brase	G	5-10	Sr.	5.6	2.7

* Returning Starter

Wisconsin vs. Arizona series record: 0-1

Date	Place	Wis	Opp	Margin
Nov. 24, 1984	Lincoln, NE	64	67	- 3

RECORD VS. OPPONENTS, 1974-02

Alabama-Birmingham 1-1	1/17/82	81-59	Dartmouth	3/8/84	79-65	Illinois
12/8/84 76-59 Alabama-Birmingham	12/30/89	77-90	DARTMOUTH-922	1/18/85	59-70	Illinois
12/5/87 60-86 Alabama-Birmingham	DePaul		3-2	2/17/85	70-67	ILLINOIS-572
Arizona 0-1	12/14/77	106-55	DePAUL-5000	1/17/86	69-82	ILLINOIS-608
11/24/84 64-67 Arizona	2/4/81	81-82	DePaul	2/16/86	53-69	Illinois
Arizona State 0-1	1/27/82	70-64	DEPAUL-345	1/9/87	67-82	#17 Illinois
3/16/02 70-73 Arizona State	12/11/86	75-97	DePAUL-501	2/8/87	64-77	#19 ILLINOIS-993
Arkansas 0-1	3/19/00	82-76	DePAUL-3197	1/15/88	75-64	ILLINOIS-819
3/23/99 64-67 Arkansas WNIT Final	Detroit		2-2	2/14/88	50-76	Illinois
Army 1-0	2/25/79	57-77	Detroit	1/27/89	75-81 ^{OT}	Illinois
1/16/82 97-42 Army	12/8/79	63-71	UM-DETROIT-487	2/26/89	77-68	ILLINOIS-2307
Auburn 1-0	12/13/87	89-58	DETROIT-715	1/26/90	86-77	ILLINOIS-957
11/29/91 70-63 #11 Auburn	12/11/88	76-73	Detroit	2/25/90	76-81	Illinois
Austin Peay 1-0	Drake		3-4	1/25/91	90-81	ILLINOIS-1005
12/2/95 84-64 Austin Peay	12/2/79	76-78	Drake	2/24/91	73-88	Illinois
Ball State 1-0	1/18/81	54-71	DRAKE-210	1/24/92	65-59	Illinois
12/10/83 86-61 BALL STATE-342	11/27/81	57-93	Drake	2/23/92	73-59	ILLINOIS-3606
Baylor 1-0	11/25/89	49-64	Drake	1/22/93	74-81	Illinois
11/25/94 77-52 Baylor	11/30/95	82-78	DRAKE-4524	1/21/94	81-59	ILLINOIS-1356
Bowling Green 1-1	11/22/96	77-69	Drake	2/20/94	79-82	Illinois
12/7/86 68-77 BOWLING GRN-556	12/13/02	74-61	DRAKE- 5652	1/22/95	76-47	ILLINOIS-7036
11/15/98 87-69 BOWLING GRN-7639	Duke		0-1	1/21/96	68-67	Illinois
Bradley 3-0	11/27/87	66-86	#16 Duke	12/29/96	67-73	ILLINOIS-8746
12/5/82 123-79 BRADLEY-350	Eastern Illinois 2-1			2/21/97	78-82	#17 Illinois
12/1/83 75-59 Bradley	2/6/82	64-61	Eastern Illinois	12/30/97	75-83	#13 Illinois
12/5/86 75-63 BRADLEY-863	12/14/84	83-76	EASTERN ILLINOIS-624	2/20/98	73-69	#9 ILLINOIS-11,267
Bucknell 1-0	11/30/85	64-70	EASTERN ILLINOIS-320	12/30/98	72-90	Illinois
12/2/89 98-73 Bucknell	Eastern Kentucky		0-1	2/19/99	82-78 ^{OT}	ILLINOIS-10,734
California-Irvine 2-0	11/27/83	61-63	Eastern Kentucky	1/4/00	74-80	#15 ILLINOIS-7177
12/28/82 65-47 California-Irvine	Eastern Michigan		0-1	2/24/00	78-87	Illinois
11/29/96 78-68 UC-Irvine	1/24/81	61-66	Eastern Michigan	1/25/01	73-65	Illinois
Calif-Santa Barbara 2-0	Elon College		1-0	3/2/01	68-80	Illinois BT 1st Rnd
11/30/96 100-95 UC-Santa Barbara	11/19/00	102-49	Elon at NC State	1/17/02	74-69	ILLINOIS-6828
11/20/98 103-90 ^{OT} #22 UC-SB-7794	Evansville		1-0	Illinois-Chicago 12-5		
Calif State-Long Beach 0-1	12/14/00	84-71	EVANSVILLE-5819	2/4/77	59-62	Illinois-Chicago
12/30/82 62-66-2 ^{OT} Cal. St-Long Beach	Fairfield		1-1	1/11/78	67-73	ILL-CHICAGO-450
Carroll College 2-0	12/31/83	56-58	Fairfield	1/19/78	49-65	Illinois-Chicago
2/12/75 62-58 CARROLL COLLEGE	3/15/00	83-46	FAIRFIELD-2355	12/6/78	66-72	Illinois-Chicago
2/25/78 73-43 Carroll College	Fairleigh Dickinson		0-1	2/1/80	54-71	Illinois-Chicago
Carthage College 2-0	1/5/88	66-86	Fairleigh Dickinson	2/23/80	68-62	ILL-CHICAGO-680
2/11/75 57-48 CARTHAGE COLLEGE	Florida		2-0	2/17/81	82-57	Illinois-Chicago
2/15/77 79-72 Carthage College	3/29/00	75-74	FLORIDA-13,006	12/10/81	75-53	ILL-CHICAGO-387
Central Michigan 0-1			WNIT Final in Madison	11/26/82	90-32	Illinois-Chicago
12/30/84 66-76 Central Michigan	11/25/01	61-49	#12 Florida (at Paradise Jam)	12/7/83	71-64	ILL-CHICAGO-350
Central Missouri 1-0	Florida A & M 1-0			12/11/85	71-55	Illinois-Chicago
2/21/81 69-61 Central Missouri	12/6/98	86-57	Florida A&M	12/27/86	84-61	ILL-CHICAGO-673
Chicago State 6-0	Florida State 0-1			1/30/89	72-58	ILL-CHICAGO-586
11/29/80 95-35 Chicago State	12/4/87	67-100	Florida State	11/28/89	76-66	Illinois-Chicago
2/7/81 91-41 CHICAGO STATE-195	Georgetown		0-1	12/12/90	79-63	ILL-CHICAGO-503
1/3/89 65-45 CHICAGO STATE-683	1/2/82	64-65	Georgetown	12/13/93	101-72	Illinois-Chicago
1/2/90 93-63 CHICAGO STATE-650	Georgia		1-1	12/15/94	79-61	ILL-CHICAGO-1002
1/22/91 90-66 CHICAGO STATE-560	12/13/96	67-74	#4 GEORGIA-9683	Illinois State		5-9
12/8/92 82-66 CHICAGO STATE			ESPN2	12/5/75	28-88	Illinois State
Cincinnati 2-0	1/4/98	74-64	#17 Georgia CBS	12/12/75	59-101	Illinois State
12/4/76 65-61 Cincinnati	Gonzaga		1-0	3/9/78	92-81	Illinois State
11/28/86 73-68 ^{OT} Cincinnati	11/24/90	80-77	Gonzaga	1/31/80	57-71	Illinois State
Clemson 0-1	Holy Cross		1-0	2/27/81	52-57	ILLINOIS STATE-100
11/23/84 54-87 Clemson	12/2/01	80-71	Holy Cross (at Ariz.)	11/18/81	55-71	Illinois State
Cleveland State 2-1	IUPUI		1-0	2/16/83	77-75 ^{OT}	ILLINOIS STATE-365
12/29/83 67-70 Cleveland State	12/12/99	68-55	IUPUI-7810	12/5/83	69-70	Illinois State
2/11/97 103-64 CLEVELAND ST-6831	Illinois		19-24	11/17/84	46-57	ILLINOIS STATE-600
11/27/01 97-55 CLEVELAND ST-5064	12/6/74	56-57	Illinois	12/22/85	57-64 ^{OT}	Illinois State
Colorado 1-0	2/6/76	33-77	Illinois	12/30/90	73-83	ILLINOIS STATE-1047
3/21/82 60-59 Colorado NCAA 1st Rnd	2/11/77	49-76	Illinois	12/30/91	69-55	Illinois State
Colorado State 1-0	12/9/78	60-50	ILLINOIS-884	12/9/95	92-43	ILLINOIS STATE-6631
3/25/00 78-60 COLORADO ST-6138	2/16/80	63-92	Illinois	12/6/97	77-69	Illinois State
Creighton 2-0	1/9/82	80-71	ILLINOIS-537	Indiana		11-32
12/9/90 101-93 Creighton	1/9/83	91-88	Illinois	12/7/74	29-83	Indiana
11/26/91 83-68 CREIGHTON	3/10/83	72-80	ILLINOIS-950	2/9/78	48-63	Indiana
Dartmouth 1-1	1/8/84	64-53	ILLINOIS-934	2/8/79	45-53	Indiana

2/17/79	52-59	INDIANA-600
1/18/80	50-64	Indiana
1/30/81	86-76	INDIANA-400
12/5/81	77-83	Indiana
2/6/83	61-73	INDIANA-1387
2/11/83	49-59	Indiana
2/5/84	57-64	Indiana
2/10/84	60-58	INDIANA-909
1/13/85	51-75	INDIANA-864
2/8/85	67-71	Indiana
1/12/86	46-65	Indiana
2/7/86	37-65	INDIANA-370
1/16/87	66-71	INDIANA-1128
2/15/87	48-46 ^{OT}	Indiana
1/22/88	49-71	Indiana
2/21/88	53-77	INDIANA-880
1/6/89	55-73	Indiana
3/11/89	80-85	INDIANA-1177
1/5/90	80-92	INDIANA-1130
3/10/90	69-76	Indiana
2/1/91	86-103	Indiana
3/2/91	80-75	INDIANA-2102
1/10/92	52-77	Indiana
3/5/93	72-79	INDIANA-1973
3/14/92	77-67	INDIANA-3715
3/4/94	64-66	Indiana
1/3/95	78-62	INDIANA-1615
2/24/95	61-63	Indiana
12/29/95	81-71	INDIANA-7338
2/23/96	68-82	Indiana
1/12/97	72-74	Indiana
2/7/97	54-59	INDIANA-8873
1/9/98	75-60	INDIANA-6972
2/6/98	55-56	Indiana
1/10/99	65-69	Indiana
2/20/00	76-61	INDIANA-9133
1/21/01	69-62	INDIANA-9100
2/8/01	79-83	Indiana
1/3/02	74-54	INDIANA- 5987
1/24/02	63-70 ^{OT}	Indiana
Indiana State		
1/19/80	62-70	Indiana State
1/9/81	83-60	INDIANA STATE-225
2/5/82	68-75	Indiana State
3/12/82	68-60 ^{OT}	Indiana State
3/11/99	80-43	INDIANA STATE-2890
Iowa		
12/7/74	65-49	Iowa
12/2/78	68-75	Iowa
12/1/79	51-68	Iowa
11/15/80	73-69	IOWA-1200
2/13/81	88-67	Iowa
2/12/82	78-64	Iowa
3/3/82	78-64	Iowa
1/23/83	68-47	Iowa
2/23/83	68-44	IOWA-669
1/22/84	50-49	IOWA-1461
2/24/84	37-46	Iowa
1/27/85	65-54	IOWA-1079
2/22/85	52-64	Iowa
1/26/86	32-68	Iowa
2/21/86	47-61	IOWA-706
1/2/87	44-83	#14 IOWA-1498
3/7/87	56-78	#10 Iowa
1/8/88	59-79	#1 IOWA-1215
3/12/88	50-98	#2 Iowa
2/3/89	57-67	#7 IOWA-1353
3/5/89	52-78	#9 Iowa
2/2/90	52-84	#13 Iowa
3/4/90	60-77	#11 IOWA-1631
1/2/91	78-67	#15 IOWA-979
3/9/91	76-85 ^{OT}	#24 Iowa
2/7/92	74-58	#5 IOWA-2708

3/8/92	36-63	#8 Iowa
1/8/93	39-65	#5 Iowa
1/7/94	67-74	#2 IOWA-2,641
1/6/95	72-62	IOWA-2730
2/19/95	62-55	Iowa
1/5/96	48-68	#11 Iowa
2/18/96	63-67	#7 IOWA-11,522
1/5/97	69-63	Iowa PRIME/FOX
2/14/97	59-56	IOWA-9638
1/20/98	63-66	IOWA-16,296
2/13/98	76-87	Iowa
1/3/99	79-72	IOWA-8379
1/27/00	62-66	Iowa
12/31/00	94-91	IOWA-6876
1/14/01	68-74	Iowa
12/30/01	68-61	Iowa
2/7/02	64-76	IOWA- 7225
Iowa State		
1/26/79	62-76	IOWA STATE-511
3/6/82	78-77 ^{OT}	IOWA STATE-712
12/13/85	58-73	IOWA STATE-680
11/28/90	87-96	IOWA STATE-615
1/12/91	84-70	Iowa State
Kansas		
3/16/95	73-72	#23 Kansas NCAA 1st
Lake Superior State		
12/11/87	79-92	LAKE SUPER ST.-529
Lincoln College 1-0		
2/2/80	84-74	Lincoln College
Louisiana Tech 0-1		
12/7/84	51-86	Louisiana Tech
Loyola (Chicago) 7-2		
12/8/81	81-67	Loyola
12/22/82	68-66	Loyola
12/23/83	68-51	LOYOLA-910
11/28/84	53-50	Loyola
1/3/86	57-68	LOYOLA-477
2/1/87	55-72	Loyola
2/8/88	85-72	LOYOLA-408
1/7/00	86-71	Loyola
12/5/00	101-53	LOYOLA-5741
Maine 1-0		
11/29/97	97-80	Maine
Manhattan 1-0		
12/18/97	84-71	Manhattan
Mankato State 0-1		
12/6/75	39-40	Mankato State
Maryland 0-1		
1/5/82	62-91	Maryland
Marquette 8-3		
2/21/77	68-47	MARQUETTE

3/5/77	60-71	Marquette
2/14/78	71-55	Marquette
2/20/79	67-44	MARQUETTE-425
12/1/88	78-66	MARQUETTE-504
1/16/90	90-79	MARQUETTE-797
2/9/95	88-66	MARQUETTE-3545
1/9/96	87-63	Marquette
12/3/98	73-81	MARQUETTE-7588
12/8/99	65-69	Marquette
12/5/01	56-55	Marquette
Memphis (State) 1-1		
1/5/81	70-77	Memphis State
3/20/99	92-73	MEMPHIS-6292
Miami of Ohio 1-1		
3/13/82	76-65	Miami of Ohio
11/29/85	60-68	MIAMI OF OHIO-379
Michigan 27-14		
2/7/76	33-84	Michigan
1/12/79	73-80	Michigan
1/26/80	65-57	MICHIGAN-356
12/6/80	78-87	Michigan
1/16/83	99-68	MICHIGAN-570
3/4/83	80-71	Michigan
1/15/84	77-63	Michigan
3/2/84	63-64	MICHIGAN-919
2/3/85	81-72	Michigan
3/1/85	81-70	MICHIGAN-504
2/2/86	67-72	MICHIGAN-450
2/28/86	66-77	Michigan
1/25/87	65-57	Michigan
2/20/87	88-63	MICHIGAN-868
1/31/88	65-68	MICHIGAN-861
2/26/88	51-86	Michigan
1/22/89	66-59	MICHIGAN-1027
2/17/89	57-75	Michigan
1/21/90	51-68	Michigan
2/16/90	56-61	MICHIGAN-825
1/13/91	69-90	Michigan
2/8/91	101-88	MICHIGAN-1023
1/19/92	93-66	MICHIGA-2224
2/14/92	84-60	Michigan
1/17/93	73-67	MICHIGAN-1851
2/12/93	79-75	Michigan
1/16/94	64-63	Michigan
2/11/94	75-64	MICHIGAN-1545
12/28/94	85-71	Michigan
2/26/95	80-64	MICHIGAN-10,908
12/27/95	89-48	MICHIGAN-7556
2/25/96	88-63	Michigan
1/24/97	77-72	Michigan



Bucky Badger appears with several participants in the Jane's Gems kids booster club. The 400+ members sit in the end zone by the Badger bench at home games.

1/23/98	79-63	MICHIGAN-10,295	1/4/87	81-73	MINNESOTA-801	12/1/84	61-52	NO. IOWA, 682
2/28/98	70-79	Michigan	3/5/87	45-70	Minnesota	12/3/85	72-45	Northern Iowa
		WNIT Second Rnd @	1/10/88	75-67	Minnesota	1/16/96	95-68	Northern Iowa
1/15/99	71-65	MICHIGAN-8108	3/9/88	71-73	MINNESOTA-770	12/3/96	97-50	NO. IOWA, 6460
1/31/99	70-46	Michigan	2/5/89	78-61	MINNESOTA-1273	Northwestern		
1/20/00	72-69	MICHIGAN-7386	3/3/89	58-83	Minnesota	1/22/77	70-80	NORTHWESTERN
2/17/00	73-78	Michigan	2/4/90	76-75	Minnesota	1/28/78	61-67	Northwestern
1/4/01	85-52	Michigan	3/2/90	94-82	MINNESOTA-925	2/21/79	62-67	NU-463
1/6/02	89-74	MICHIGAN- 7446	1/6/91	102-77	MINNESOTA-1241	1/23/80	52-79	Northwestern
Michigan State 20-26			3/7/91	62-76	Minnesota	12/13/80	70-77	NU-200
2/6/76	46-77	Michigan State	2/9/92	82-72	MINNESOTA-4308	2/25/81	75-82	NU-450
1/14/78	63-65	MICHIGAN ST-1500*	3/6/92	83-82	Minnesota	2/12/82	52-62	Northwestern
1/13/79	52-57	Michigan State	1/12/93	75-72	MINNESOTA-685	2/20/82	66-82	Northwestern
12/30/80	62-74	MICHIGAN ST-175	3/10/93	56-91	Minnesota	1/21/83	57-54	Northwestern
2/27/82	60-76	Michigan State	1/9/94	84-89	Minnesota	2/27/83	81-72	NU-1312
1/14/83	77-59	MICHIGAN ST-350	3/8/94	71-82	MINNESOTA-1640	1/20/84	80-70	NU-771
3/6/83	76-70	Michigan State	1/20/95	76-73	Minnesota	2/26/84	57-54	Northwestern
1/13/84	67-66	Michigan State	2/5/95	79-78 ^{OT}	MINNESOTA-9346	1/6/85	58-76	NU-625
3/4/84	88-68	MICHIGAN ST-933	1/19/96	85-50	MINNESOTA-6897	3/9/85	89-86 ^{OT}	Northwestern
2/1/85	64-65	Michigan State	2/4/96	98-64	Minnesota	1/5/86	64-68	Northwestern
3/3/85	82-72	MICHIGAN ST-676	1/26/97	84-57	MINNESOTA-7260	3/8/86	72-87	NU-777
1/31/86	55-58	MICHIGAN ST-320	2/28/97	75-80	Minnesota BT 1st Rnd	1/30/87	53-72	NU-959
3/2/86	69-82	Michigan State	1/25/98	67-54	Minnesota	2/27/87	50-73	Northwestern
1/23/87	53-77	Michigan State	2/27/98	65-47	Minnesota BT 1st Rnd	2/5/88	55-70	Northwestern
2/22/87	57-71	MICHIGAN ST-1180	12/28/98	70-59	MINNESOTA-8760	3/4/88	57-83	NU-766
1/29/88	58-65	MICHIGAN ST-959	2/21/99	69-56	Minnesota	1/13/89	59-62	NU-981
2/28/88	58-68	Michigan State	2/3/00	75-65	MINNESOTA-7417	2/10/89	63-66	Northwestern
1/20/89	71-69	MICHIGAN ST-963	2/10/00	66-55	Minnesota	1/12/90	57-72	#25 Northwestern
2/19/89	67-71	Michigan State	3/2/00	56-49	Minnesota	2/9/90	62-73	#15 NU-1011
1/19/90	42-73	Michigan State	1/18/01	90-67	MINNESOTA-6328	1/18/91	85-86	#15 NU-1005
2/18/90	55-61	MICHIGAN ST-2606	2/22/01	86-43	Minnesota	2/15/91	72-93	#19 Northwestern
1/11/91	73-89	Michigan State	1/20/02	85-92	MINNESOTA-17,142	1/31/92	91-89	#22 Northwestern-1925
2/10/91	78-75	#23 MICH ST-3137			(Big Ten Single Game Attend Rec.)	2/28/92	80-91	Northwestern
1/17/92	73-58	MICHIGAN ST-1271	2/21/02	74-76	#14 Minnesota	1/24/93	64-82	Northwestern
2/16/92	73-58	Michigan State	3/1/02	74-64	#19 Minnesota BT 2nd Rd	2/19/93	90-103	NU-1602
1/15/93	75-67	MICHIGAN ST-1601	Mississippi		1-1	1/23/94	85-101	#19 NU-1790
2/14/93	67-81	Michigan State	1/3/81	58-62	Mississippi	2/18/94	54-79	Northwestern
1/14/94	59-62	Michigan State	12/19/97	83-63	Mississippi	2/3/95	63-56	NU-4759
2/13/94	92-85	MICHIGAN ST-2283	Missouri		0-2	2/2/96	69-68	#23 Northwestern
1/13/95	68-78	Michigan State	2/20/81	71-75	Missouri	1/17/97	77-67	NU-8350
2/12/95	62-78	MICHIGAN ST-11,500	3/16/01	68-71	Missouri NCAA 1st Rnd	2/2/97	62-93	Northwestern
3/4/95	79-87	Michigan State	Montana		0-1	1/16/98	70-65	Northwestern
1/12/96	82-59	MICHIGAN ST-7011	3/18/92	74-85	MONTANA-8353	2/1/98	95-64	NORTHWESTERN, 16,329
2/11/96	65-76	Michigan State			NCAA 1st Rnd	1/22/99	80-61	NU-8213
1/30/97	53-64	Michigan State	National College 2-0			1/12/00	74-60	Northwestern
1/30/98	72-65	MICHIGAN ST-9807	3/11/82	79-50	National College	2/1/01	70-35	NU-397
1/8/99	74-77	Michigan State	12/9/82	88-37	NATL COLLEGE-200	2/11/01	70-54	Northwestern
2/7/99	73-68 ^{OT}	MICHIGAN ST-9070	Nebraska		5-0	1/13/02	70-65	Northwestern
3/17/99	70-69 ^{OT}	MICHIGAN ST-5490	1/5/79	79-74	NEBRASKA-535	2/14/02	80-47	NU- 6492
1/9/00	61-75	Michigan State	12/12/89	77-67	NEBRASKA-560	2/28/02	60-58	Northwestern
2/13/00	77-69	MICHIGAN ST-10,227	12/7/90	80-74 ^{OT}	Nebraska	Notre Dame		
3/22/00	77-45	MICHIGAN ST-3441	11/21/99	92-85 ^{OT}	#24 Nebraska	3/1/87	70-80	NOTRE DAME-2170
1/1/01	72-56	Michigan State	11/29/00	74-64	NEBRASKA-5956	12/4/94	55-77	Notre Dame
2/4/01	69-49	MICHIGAN ST-7897	North Carolina 0-1			12/9/96	81-69	#10 Notre Dame
1/10/02	86-78 ^{OT}	Michigan State	12/1/89	77-84	North Carolina	12/8/97	89-77	NOTRE DAME-6225
1/30/02	57-58	MICHIGAN ST-6483	N Carolina-Charlotte		0-1	11/22/00	56-83	#4 NOTRE DAME-6943
Middle Tennessee State	0-1		11/29/87	75-81	UNC-Charlotte	Ohio State		
11/29/86	56-69	Middle Tennessee State	North Carolina State		1-0	2/10/78	48-73	Ohio State
Minnesota	27-22		12/8/01	65-48	#10 NC STATE- 5687	3/10/78	52-85	Ohio State
12/6/74	55-45	Minnesota	Northeastern 1-0			3/6/80	68-80	Ohio State
2/8/80	66-80	MINNESOTA-400	11/28/99	81-80	Northeastern	2/4/83	66-84	OHIO STATE-1120
1/17/81	68-84	MINNESOTA, 653	Northeastern Illinois		3-0	2/13/83	61-75	Ohio State
2/13/81	68-79	Minnesota	1/19/82	82-28	NE ILLINOIS-365	2/3/84	66-85	Ohio State
3/7/81	56-66	Minnesota	1/4/92	79-53	Northeastern Illinois	2/12/84	79-70	OHIO STATE-1248
11/21/81	63-72	MINNESOTA-475	12/11/93	85-47	NE ILLINOIS-836	1/11/85	53-66	OHIO STATE-700
1/23/82	60-63	Minnesota	Northern Illinois 6-0			2/10/85	48-62	Ohio State
1/28/83	60-73	Minnesota	1/23/75	42-27	Northern Illinois	1/10/86	48-81	Ohio State
2/18/83	71-77	MINNESOTA-816	2/21/76	46-36	NO. ILLINOIS	2/9/86	50-85	OHIO STATE-322
1/27/84	63-59	MINNESOTA-1026	1/15/77	56-52	Northern Illinois	1/18/87	49-89	#18 OHIO STATE-1026
2/17/84	51-62	Minnesota	1/17/78	100-42	N. ILLINOIS, 150	2/13/87	62-97	#12 Ohio State
1/25/85	58-59	MINNESOTA-525	12/3/80	87-72	Northern Illinois	1/24/88	54-84	#8 Ohio State
2/24/85	70-79	Minnesota	12/2/81	74-71	N. ILLINOIS, 265	2/19/88	70-87	#9 OHIO STATE-799
1/24/86	58-75	Minnesota	Northern Iowa		5-0	1/8/89	53-84	Ohio State
2/23/86	62-52	MINNESOTA-614	12/21/83	76-48	NO. IOWA, 265	3/8/89	61-77	#15 OHIO STATE-783



The Badger cheerleaders lend excitement to every home game and go on the road for UW's tournament appearances.

1/7/90	64-72	OHIO STATE--1288
3/8/90	57-78	Ohio State
2/3/91	76-81 ^{OT}	Ohio State
3/1/91	92-77	OHIO STATE--1357
1/12/92	90-79	Ohio State
3/11/92	72-78	OHIO STATE--2340
1/29/93	66-70	#4 OHIO STATE--1908
2/26/93	58-95	#7 Ohio State
1/28/94	99-90	#17 Ohio State
2/27/94	73-70	OHIO STATE, 4805
1/8/95	76-69	#22 OHIO STATE--3933
2/17/95	81-76	Ohio State
1/7/96	75-69	Ohio State
2/16/96	79-67	OHIO STATE--9495
3/2/96	58-72	Ohio State
1/19/97	67-61	OHIO STATE--11,212
1/18/98	54-66	Ohio State
1/5/99	55-70	#23 Ohio State
2/12/99	83-79 ^{OT}	OHIO STATE--9077 2/27/99
61-70		OSU at BT 1st Rnd 1/16/0080-45
Ohio State		
1/23/00	79-59	OHIO STATE--10,399
2/25/01	81-62	OHIO STATE--8377
2/24/02	55-82	Ohio State
Oklahoma		1-0
11/24/00	97-77	#12 OKLAHOMA--6851
Oklahoma State		0-1
12/11/92	59-65	Oklahoma State
Oregon		1-1
3/15/96	74-60	OR at NCAA 1st Rnd
1/18/00	57-71	OR at NC State Tourney
Penn State		4-14
2/2/92	75-86	#8 Penn State
1/31/93	73-90	#6 PENN ST--2007
2/28/93	66-95	#6 Penn State
1/30/94	53-73	#1 Penn State
2/23/94	59-88	#2 PENN ST--790
1/29/95	55-58	#10 Penn State
1/28/96	87-69	#10 PENN ST--10,505
12/27/96	83-77	#15 PENN ST
2/23/97	62-90	Penn State
12/28/97	71-86	Penn State
2/22/98	83-75	PENN ST--12,595
1/29/99	61-91	#21 Penn State
2/5/99	71-73 ^{OT}	#18 PENN ST--9163
1/30/00	54-68	#7 Penn State
2/6/00	52-57	#6 PENN ST--8625
2/18/01	86-75	#18 PENN ST--8978
1/27/02	49-63	Penn State
3/3/02	62-76	Penn State (BT semis)
Phillips University		1-0
11/25/79	67-60	Phillips University
Pittsburgh		1-1

12/7/85	64-73	Pitt
11/30/02	95-75	Pitt
Princeton		1-0
1/11/80	74-44	Princeton
Providence		0-1
1/9/80	61-63	Providence
Purdue		13-30
12/3/76	40-53	Purdue
2/11/77	60-62	Purdue
1/20/78	65-79	Purdue
1/20/79	82-75 ^{OT}	PURDUE, 301
2/15/80	66-57	Purdue
2/6/81	61-57	PURDUE, 400
1/7/83	58-55	Purdue
3/12/83	92-82	PURDUE--550
1/6/84	92-62	PURDUE--472
3/10/84	75-65	Purdue
1/20/85	61-67	Purdue
2/15/85	65-73	PURDUE--680
1/19/86	57-72	PURDUE--804
2/14/86	57-79	Purdue
1/11/87	62-70	Purdue
2/6/87	49-85	PURDUE--896
1/17/88	62-80	PURDUE--1152
2/12/88	55-67	Purdue
1/15/89	56-69	#9 Purdue
2/27/89	81-67	#11 PURDUE--711
1/28/90	72-92	#10 PURDUE--1326
2/23/90	63-81	#15 Purdue
1/27/91	87-97	#6 PURDUE--1621
2/22/91	53-93	#6 Purdue
1/26/92	56-82	#12 Purdue
2/21/92	80-69	#9 PURDUE--5005
2/7/93	49-72	Purdue
3/7/93	57-77	PURDUE--2175
2/6/94	64-77	#12 PURDUE
3/6/94	45-93	#10 Purdue
1/27/95	66-68	#19 Purdue
1/26/96	98-95(2 ^{OT})	#21 PURDUE--7140
1/3/97	69-52	PURDUE--8665
2/16/97	43-62	Purdue
1/6/98	65-70	#23 Purdue
2/23/98	80-69	PURDUE--16,236
1/24/99	56-76	#3 Purdue
12/30/99	58-83	#13 PURDUE--8614
3/3/00	65-74	#18 Purdue
12/28/01	58-70	#8 PURDUE--7205
1/28/01	70-75 ^{OT}	#6 Purdue
12/28/01	71-59	#7 PURDUE-- 9328
2/3/02	55-65	#7 Purdue
Queens College		0-1
1/14/80	61-83	Queens College

Rice		1-0
2/8/00	71-58	RICE--6926
Rutgers		0-2
1/17/99	62-78	#13RUTGERS--10,384
11/27/99	61-63	Rutgers
St. Cloud State		1-0
11/24/79	76-61	St. Cloud State
St. Mary's, CA		2-0
11/26/94	80-73	St. Mary's CA
12/3/94	84-68	St. Mary's CA
St. Peter's College (N.J.)		0-1
1/3/88	63-72	St. Peter's College
San Diego		1-0
12/30/86	74-73	San Diego
San Francisco		0-1
1/4/93	69-71	San Francisco
San Jose State		1-0
11/27/88	72-67	San Jose State
Santa Clara		0-1
1/2/93	71-81	Santa Clara
Siena University		1-0
3/14/99	107-85	SIENA, 2949 WNIT Second Rnd
Southern Connecticut		1-0
1/13/80	78-75	Southern Connecticut
South Dakota		0-1
11/30/80	72-87	South Dakota
S. Illinois-Carbondale		2-2
3/11/78	65-64	Southern Illinois
12/7/91	69-70	SOUTHERN ILLINOIS
12/30/92	79-81	Southern Illinois
11/19/99	66-58	Southern Illinois
Southern Methodist		0-1
12/2/94	77-80	Southern Methodist
Southwestern Louisiana		1-0
11/28/97	92-51	SW Louisiana
Stanford		1-2
11/25/88	62-119	#8 Stanford
11/21/97	90-82	#4 STANFORD, 6927
11/29/98	66-78	#25 Stanford
Tennessee		0-5
2/8/96	61-72	#6 TENN--11,506
2/4/97	74-78	#9 Tennessee
12/20/97	66-87	#1 Tennessee, ESPN2
12/5/99	62-85	#3 TENN--11,861
12/3/00	66-90	#2 Tennessee
Tennessee-Martin		1-0
12/12/92	83-63	Tennessee Martin
Texas A & M		0-1
11/24/89	65-66	Texas A & M
Texas-Austin		0-2
3/23/82	61-73	#6 Texas AIAW Quarters
11/24/01	70-75	Texas (at Paradise Jam)
Texas Tech		0-4
3/18/95	65-88	#5 Texas Tech NCAA 2d
12/3/95	69-77	#10 Texas Tech
12/5/98	70-84	#12 Texas Tech
2/17/02	62-78	#16 Texas Tech
Toledo		1-1
11/26/93	72-82	TOLEDO--1990
12/10/94	71-68	Toledo
Union University		0-1
1/6/81	76-78 ^{OT}	Union University
University of D.C.		0-1
1/3/82	60-64	University of D.C.
Utah		1-1
11/30/91	62-65	Utah
12/30/93	79-65	UTAH--1478
UW-Eau Claire		4-3
2/5/75	59-46	UW-Eau Claire
12/7/75	46-59	UW-EAU CLAIRE
1/29/77	51-64	UW-Eau Claire
3/3/77	68-71	UW-Eau Claire
12/10/77	84-39	UW-EAU CLAIRE--610

3/2/78	88-46	UW-Eau Claire
2/14/79	52-49	UW-Eau Claire
UW-Green Bay 14-5		
1/1/75	45-38	UW-GREEN BAY
1/24/76	50-29	UW-GREEN BAY
2/9/76	47-39	UW-Green Bay
2/23/77	81-37	UW-Green Bay
2/23/82	66-53	UW-GREEN BAY-421
12/8/82	69-55	UW-Green Bay
12/9/87	60-61	UW-GREEN BAY-842
12/7/88	62-58 ^{OT}	Green Bay
12/5/89	58-60	UW-GREEN BAY-850
12/4/90	75-91	UW-Green Bay
12/1/92	63-62	UW-GREEN BAY-1012
1/3/94	75-64	UW-GREEN BAY-954
12/7/94	59-68	UW-Green Bay
12/13/95	83-56	UW-GREEN BAY-4479
12/5/96	68-56	UW-Green Bay
12/10/97	81-63	UW-GREEN BAY-5907
11/22/98	60-52	UW-GREEN BAY-7093
12/1/99	66-56	UW-Green Bay
1/7/01	80-82 ^{OT}	UW-GREEN BAY-7615
UW-LaCrosse 3-9		
1/18/75	46-76	UW-LaCROSSE
2/8/75	32-59	UW-LaCrosse
1/31/76	32-81	UW-LaCrosse
2/11/76	30-102	UW-LaCROSSE
1/28/77	50-92	UW-LaCrosse
1/25/78	75-90	UW-LACROSSE-552
3/3/78	68-64	UW-LaCrosse
2/15/79	63-83	UW-LaCrosse
3/3/79	74-88	UW-LaCrosse
2/20/80	57-64	UW-LaCROSSE-423
1/27/81	66-56	UW-LaCrosse
1/29/82	98-60	UW-LaCROSSE-611
UW-Milwaukee 11-1		
1/28/75	75-55	UW-MILWAUKEE
2/5/77	87-55	UW-MILWAUKEE
2/16/78	78-35	UW-Milwaukee
12/13/78	115-50	UW-MILWAUKEE, 418
3/1/79	83-39	UW-Milwaukee
12/1/90	99-76	UW-MILWAUKEE, 720
12/10/91	90-68	UW-MILWAUKEE
12/15/92	77-78	UW-MILWAUKEE, 892
12/9/93	108-58	UW-MILWAUKEE, 901
11/24/96	95-63	UW-MILWAUKEE, 8657
11/25/97	72-70	UW-Milwaukee
11/17/98	71-66	UW-MILWAUKEE, 6559
12/11/01	80-61	UW MILWAUKEE-5370

UW-Oshkosh		
2/19/77	58-67	UW-OSHKOSH
1/31/78	80-72	UW-Oshkosh
3/4/78	75-68	UW-Oshkosh
1/16/79	85-75	UW-OSHKOSH, 321
3/2/79	78-65	UW-Oshkosh
UW-Platteville 5-0		
1/25/75	74-42	UW-PLATTEVILLE
2/15/75	63-58	UW-Platteville
1/26/76	76-56	UW-Platteville
2/2/76	52-47	UW-PLATTEVILLE
2/9/77	84-54	UW-PLATTEVILLE
UW-River Falls 0-1		
12/13/75	52-67	UW-RIVER FALLS
UW-Stevens Point 3-7		
2/1/75	47-49	UW-Stevens Point
2/22/75	56-45	UW-STEVENS POINT
2/28/75	39-71	UW-Stevens Point
1/30/76	40-66	UW-STEVENS POINT
2/16/76	35-85	UW-Stevens Point
1/21/77	82-92	UW-Stevens Point
1/25/77	50-62	UW-STEVENS POINT
2/22/78	52-57	UW-STEVENS PT, 470
1/27/79	81-59	UW-STEVENS PT, 521%
1/31/79	73-60	UW-Stevens Point
UW-Whitewater 2-4		
2/18/75	53-55	UW-WHITEWATER
2/5/76	41-78	UW-Whitewater
12/11/76	46-53	UW-WHITEWATER
2/1/77	55-59	UW-Whitewater
2/18/78	66-54	UW-WHITEWATER, 549
12/11/79	84-62	UW-WHITEWATER, 262
Valdosta State 0-1		
11/26/83	73-74	Valdosta State
Valparaiso 1-0		
12/13/88	79-52	VALPARAISO-597
Vanderbilt 0-1		
3/17/96	82-96	#12 Vanderbilt NCAA 2nd Rnd, ESPN
Virginia 0-1		
12/6/85	59-82	Virginia
Virginia Tech 0-1		
3/14/98	64-75	Virginia Tech NCAA 1st
Wagner 1-0		
12/5/93	94-60	Wagner College
Wake Forest 0-1		
12/28/92	67-93	WAKE FOREST-1513
Washington 1-1		
11/23/90	91-99 ^{OT}	#13 Washington

11/18/02	87-67	#19 Washington
Western Illinois 9-1		
11/17/79	69-76	W. ILLINOIS-300
11/22/80	84-76	Western Illinois
11/28/81	81-70	Western Illinois
1/13/82	81-43	W. ILLINOIS-375
11/24/85	74-69 ^{OT}	W. ILLINOIS-479
12/4/88	73-62	W. ILLINOIS-695
12/13/91	112-69	W ILLINOIS-3944
11/28/93	80-53	W. ILLINOIS-960
11/29/94	79-52	W ILLINOIS-1083
12/7/95	82-45	Western Illinois
Western Kentucky 1-1		
1/11/98	80-66	#19 W. KENTUCK6608
12/10/98	71-83	Western Kentucky
Western Michigan 9-1		
2/24/79	79-75	Western Michigan
2/22/80	80-72	W MICHIGAN-338
12/12/80	68-54	W. ILLINOIS-900
1/23/81	53-70	Western Michigan
2/26/82	74-58	Western Michigan
12/4/82	77-64	W MICHIGAN-950
12/2/84	61-52	W MICHIGAN-431
12/2/86	86-79	Western Michigan
12/31/94	74-55	W. MICHIGAN-1,376
11/28/95	83-64	Western Michigan
Westmar College1-0		
12/3/77	88-55	WESTMAR COL-2500
William Penn College 1-1		
12/1/78	76-70	William Penn
11/23/79	70-73	William Penn
Wichita State 0-1		
11/28/80	67-82	Wichita State
Yale 1-0		
1/7/80	72-70 ^{OT}	Yale

Total Program Record: 388 wins, 382 losses (.504)

All-Time Record vs. Big Ten Opponents

Illinois	19-24
Indiana	11-32
Iowa	18-25
Michigan	27-14
Michigan State	20-26
Minnesota	27-22
Northwestern	18-27
Ohio State	14-27
Penn State	4-14
Purdue	13-30

All-Time Total: 171 wins, 241 losses (.415)

(includes all games played including Big Ten Tournament and when not officially part of the Big Ten Conference prior to 1981-82)



Wisconsin celebrates one of its school record-setting 15-straight wins last season.

SEASON-BY-SEASON RESULTS 1974-2001

■ 1974-1975

Won 11, Lost 7 (Home-6-2; Away-5-5)

UW Head Coach: Marilyn Harris

Total home attendance: Figures Not Available

12/6	+10	55-45	Minnesota
12/6	- 1	56-57	Illinois
12/7	-54	29-83	Indiana
12/7	+16	65-49	Iowa
1/11	+ 7	45-38	UW-GREEN BAY
1/18	-30	46-76	UW-LaCROSSE
1/23	+15	42-27	Northern Illinois
1/25	+32	74-42	UW-PLATTEVILLE
1/28	+20	75-55	UW-MILWAUKEE
2/1	- 2	47-49	UW-Stevens Point
2/5	+13	59-46	UW-Eau Claire
2/8	-27	32-59	UW-LaCrosse
2/11	+ 9	57-48	CARTHAGE COLLEGE
2/12	+ 4	62-58	CARROLL COLLEGE
2/15	+ 5	63-58	UW-Platteville
2/18	- 2	53-55	UW-WHITEWATER
2/22	+11	56-45	UW-STEVEN'S POINT
2/28	-32	39-71	UW-Stevens Point

■ 1975-76

Won 5, Lost 13 (Home-3-4; Away-2-9)

UW Head Coach: Marilyn Harris

Total home attendance: Figures Not Available

12/5	-60	28-88	Illinois State
12/6	- 1	39-40	Mankato State
12/7	-13	46-59	UW-EAU CLAIRE
12/12	-42	59-101	Illinois State
12/13	-15	52-67	UW-RIVER FALLS
1/24	+21	50-29	UW-GREEN BAY
1/26	20	76-56	UW-Platteville
1/30	-26	40-66	UW-STEVEN'S POINT
1/31	-49	32-81	UW-LaCrosse
2/2	+ 5	52-47	UW-PLATTEVILLE
2/5	-37	41-78	UW-Whitewater
2/6	-31	46-77	Michigan State@
2/6	-44	33-77	Illinois@
2/7	-51	33-84	Michigan@
2/9	+ 8	47-39	UW-Green Bay
2/11	-72	30-102	UW-LaCROSSE
2/16	-50	35-85	UW-Stevens Point
2/21	+10	46-36	NORTHERN ILLINOIS

@Big Ten Tournament

■ 1976-77

Won 7, Lost 14 (Home-3-4; Away-4-10)

UW Head Coach: Edwina Qualls

Total home attendance: Figures Not Available

12/3	-13	40-53	Purdue
12/4	+ 4	65-61	Cincinnati
12/11	- 7	46-53	UW-WHITEWATER
1/15	+ 4	56-52	Northern Illinois
1/21	-10	82-92	UW-Stevens Point
1/22	-10	70-80	NORTHWESTERN
1/25	-12	50-62	UW-STEVEN'S POINT
1/28	-42	50-92	UW-LaCrosse
1/29	-13	51-64	UW-Eau Claire
2/1	- 4	55-59	UW-Whitewater

2/4	- 3	59-62	Illinois-Chicago
2/5	+32	87-55	UW-MILWAUKEE
2/9	+30	84-54	UW-PLATTEVILLE
2/11	- 2	60-62	Purdue@
2/11	-27	49-76	Illinois@
2/15	+ 7	79-72	Carthage College
2/19	- 9	58-67	UW-OSHKOSH
2/21	+21	68-47	MARQUETTE
2/23	+44	81-37	UW-Green Bay
3/3	- 3	68-71	UW-Eau Claire+
3/5	-11	60-71	Marquette+

@Big Ten Tournament

+WWIAC State Tournament

■ 1977-78

Won 14, Lost 10 (Home-5-5; Away-9-5)

UW Head Coach: Edwina Qualls

Total home attendance: 12,231/10=1,223 avg.

12/3	+33	88-55	WESTMAR COLL., 2500*
12/10	+45	84-39	UW-EAU CLAIRE, 610
12/14	+51	106-55	DePAUL, 5000*
1/11	- 6	67-73	ILLINOIS-CHICAGO, 450
1/14	- 2	63-65	MICHIGAN STATE, 1500*
1/17	+58	100-42	N. ILLINOIS, 150
1/19	-16	49-65	Illinois-Chicago%
1/20	-14	65-79	Purdue%
1/25	-15	75-90	UW-LACROSSE, 552
1/28	- 6	61-67	Northwestern
1/31	+ 8	80-72	UW-Oshkosh
2/9	-15	48-63	Indiana
2/10	-26	49-73	Ohio State@
2/14	+16	71-55	Marquette
2/16	+43	78-35	UW-Milwaukee
2/18	+12	66-54	UW-WHITEWATER, 549
2/22	- 5	52-57	UW-STEVEN'S POINT, 470
2/25	+30	73-43	Carroll College
3/2	+42	88-46	UW-Eau Claire+
3/3	+ 4	68-64	UW-LaCrosse+
3/4	+ 7	75-68	UW-Oshkosh+
3/9	+11	92-81	Illinois State\$
3/10	-33	52-85	Ohio State\$
3/11	+ 1	65-64	Southern Illinois\$

%Saluki Invitational

@Big Ten Tournament

+WWIAC State Tournament

\$MAIAW Regional

*Indicates double-header

■ 1978-79

Won 13, Lost 11 (Home-7-3; Away-6-8)

UW Head Coach: Edwina Qualls


Total home attendance: 4,979/10=498 avg.

12/1	+ 6	76-70	William Penn
12/2	- 7	68-75	Iowa
12/6	- 6	66-72	Illinois-Chicago
12/9	+10	60-50	ILLINOIS, 884
12/13	+65	115-50	UW-MILWAUKEE, 418
1/5	+ 5	79-74	NEBRASKA, 535
1/12	- 7	73-80	Michigan
1/13	- 5	52-57	Michigan State
1/16	+10	85-75	UW-OSHKOSH, 321
1/20	+ 7	82-75 ^{OT}	PURDUE, 301
1/26	-14	62-76	IOWA STATE, 511%
1/27	+22	81-59	UW-STEVEN'S POINT, 521%
1/31	+13	73-60	UW-Stevens Point
2/8	- 8	45-53	Indiana&
2/14	+ 3	52-49	UW-Eau Claire
2/15	-20	63-83	UW-LaCrosse
2/17	- 7	52-59	INDIANA, 600
2/20	+23	67-44	MARQUETTE, 425
2/21	- 5	62-67	NORTHWESTERN, 463
2/24	+ 4	79-75	Western Michigan
2/25	-20	57-77	Detroit
3/1	+44	83-39	UW-Milwaukee+
3/2	+13	78-65	UW-Oshkosh+
3/3	-14	74-88	UW-LaCrosse+

%Badger Invitational

@Big Ten Tournament

+WWIAC State Tournament



Badger pioneers are represented by these 1970's alumni who helped lay the UW women's basketball foundation. Some were members of UW's first state championship team in 1978, and also brought the Badgers into the Big Ten Conference in 1982. L-R Linda Sielaff, Anne Saeman, Kris Hallisy, Debbie Ambruso, Linda Gough, Terry Huff, Ginny Vorwald, and former assistant coach Dennis Simpson and son.



The 1981-82 Badger team attended the first post season tournament in UW history winning the MAIAW Regional championship to earn an AIAW National tournament bid. The team won its first round game over Colorado before bowing out to Texas in the quarter-finals finishing with a 21-13 record. Team members clockwise from left: head coach Edwina Qualls, asst. coach Kathy Richey Walton, trainer Jan Tappan Hellwig, asst. coach Linda Gough, Manager Kathryn Rindy, asst. coach Dennis Simpson, Terry Huff, Lizbeth Finchem, Vivan Rorer, Debbie Ambruso, Carol Jones, Chris Pruitt, Linda Sielaf, Janet Huff, Theresa Theder, Michelle Lowman, Andrea Adams, Kris Hallisy, Faith Johnson.

1979-80

Won 11, Lost 16 (Home-4-4; Away-7-12)
UW Head Coach: Edwina Qualls
Total home attendance: 3,246/8=406 avg.

11/17	- 7	69-76	WESTERN ILLINOIS, 300
11/23	- 3	70-73	William Penn%
11/24	+15	76-61	St. Cloud State%
11/25	+ 7	67-60	Phillips University%
12/1	-17	51-68	Iowa
12/2	- 2	76-78	Drake
12/8	- 8	63-71	UM-DETROIT, 487
12/11	+12	84-62	UW-WHITEWATER, 262
1/7	+ 2	72-70 ^{OT}	Yale
1/9	- 2	61-63	Providence
1/11	+30	74-44	Princeton
1/13	+ 3	78-75	Southern Connecticut
1/14	-22	61-83	Queens College
1/18	-14	50-64	Indiana
1/19	- 8	62-70	Indiana State
1/23	-27	52-79	Northwestern
1/26	+ 8	65-57	MICHIGAN, 356
1/31	-14	57-71	Illinois State
2/1	-14	54-71	Illinois-Chicago
2/2	+10	84-74	Lincoln College
2/8	-14	66-80	MINNESOTA, 400@
2/15	+ 9	66-57	Purdue
2/16	-29	63-92	Illinois
2/20	- 7	57-64	UW-LaCROSSE, 423
2/22	+ 8	80-72	WESTERN MICHIGAN, 338
2/23	+ 6	68-62	ILLINOIS-CHICAGO, 680
3/6	-12	68-80	Ohio State\$

%William Penn Invitational

@Big Ten Tournament

\$MAIAW Regional

1980-81

Won 13, Lost 18 (Home: 6-6; Away-7-12)
UW Head Coach: Edwina Qualls
Total home attendance: 4,408/12=367 avg.

11/15	+ 4	73-69	IOWA, 1200
11/22	+ 8	84-76	Western Illinois
11/28	-15	67-82	Wichita State%
11/29	+60	95-35	Chicago State%
11/30	-15	72-87	South Dakota%
12/3	+15	87-72	Northern Illinois
12/6	- 9	78-87	Michigan
12/12	+14	68-54	W. MICHIGAN, 200#
12/13	- 7	70-77	NORTHWESTERN, 200#
12/30	-12	62-74	MICHIGAN STATE, 175
1/3	- 4	58-62	Mississippi
1/5	- 7	70-77	Memphis State
1/6	- 2	76-78 ^{OT}	Union University
1/9	+23	83-60	INDIANA STATE, 225
1/17	-16	68-84	MINNESOTA, 653
1/18	-17	54-71	DRAKE, 210
1/23	-17	53-70	Western Michigan
1/24	- 5	61-66	Eastern Michigan
1/27	+10	66-56	UW-LaCrosse
1/30	+10	86-76	INDIANA, 400
2/4	- 1	81-82	DePaul
2/6	+ 4	61-57	PURDUE, 400
2/7	+50	91-41	CHICAGO STATE, 195
2/13	+21	88-67	Iowa@
2/13	-11	68-79	Minnesota@
2/17	+25	82-57	Illinois-Chicago
2/20	- 4	71-75	Missouri
2/21	+ 8	69-61	Central Missouri
2/25	- 7	75-82	NORTHWESTERN, 450
2/27	- 5	52-57	ILLINOIS STATE, 100
3/7	-10	56-66	Minnesota

%Drake Turkey Invitational

#Badger Invitational

@Big Ten Tournament

1981-82

Won 21, Lost 13 (Home-9-1; Away-12-12)
UW Head Coach: Edwina Qualls
Total home attendance: 4,873/11=443 avg.

11/18	-16	55-71	Illinois State
11/21	- 9	63-72	MINNESOTA, 475
11/27	-36	57-93	Drake%
11/28	+11	81-70	Western Illinois%
12/2	+ 3	74-71	NORTHERN ILLINOIS, 265
12/5	- 6	77-83	Indiana
12/8	+14	81-67	Loyola (Chicago)
12/10	+22	75-53	ILLINOIS-CHICAGO, 387
1/2	- 1	64-65	Georgetown
1/3	- 4	60-64	University of D.C.
1/5	-29	62-91	Maryland
1/9	+ 9	80-71	ILLINOIS, 537
1/13	+38	81-43	WESTERN ILLINOIS, 375
1/16	+55	97-42	Army#
1/17	+22	81-59	Dartmouth#
1/19	+54	82-28	NE ILLINOIS, 365
1/23	- 3	60-63	Minnesota
1/27	+ 6	70-64	DEPAUL, 345
1/29	+38	98-60	UW-LaCROSSE, 611
2/5	- 7	68-75	Indiana State
2/6	+ 3	64-61	Eastern Illinois
2/12	+14	78-64	Iowa@
2/12	-10	52-62	Northwestern@
2/20	-16	66-82	Northwestern
2/23	+13	66-53	UW-GREEN BAY, 421
2/26	+16	74-58	Western Michigan
2/27	-16	60-76	Michigan State
3/3	+14	78-64	Iowa
3/6	+ 1	78-77 ^{OT}	IOWA STATE, 712
3/11	+29	79-50	National College\$
3/12	+ 8	68-60 ^{OT}	Indiana State\$
3/13	+11	76-65	Miami of Ohio\$
3/21	+ 1	60-59	Colorado*
3/23	-12	61-73	#6 Texas*

%Drake Turkey Invitational

#Dartmouth Invitational

@Big Ten Tournament

\$MAIAW Regional

*AIAW National Championship

1982-83

Won 19, Lost 8 (Home-9-4; Away-10-4)
(FIRST OFFICIAL BIG TEN SEASON)
Big Ten Conference Finish—5th, 11-7
UW Head Coach: Edwina Qualls
Total home attendance: 9,589/13=738 avg.
Big Ten attendance: 7,724/9=858 avg

11/26	+58	90-32	Illinois-Chicago
12/4	+13	77-64	W. MICHIGAN, 950
12/5	+44	123-79	BRADLEY, 350
12/8	+14	69-55	UW-Green Bay
12/9	+51	88-37	NATIONAL COLLEGE, 200
12/22	+ 2	68-66	Loyola (Chicago)
12/28	+18	65-47	California-Irvine
12/30	- 4	62-66 ^{OT}	Cal. St.-Long Beach-2 ^{OT}
1/7	+ 3	58-55	Purdue
1/9	+ 3	91-88	Illinois
1/14	+18	77-59	MICHIGAN STATE, 350
1/16	+31	99-68	MICHIGAN, 570
1/21	+ 3	57-54	Northwestern
1/23	+21	68-47	Iowa
1/28	-13	60-73	Minnesota
2/4	-18	66-84	OHIO STATE, 1120
2/6	-12	61-73	INDIANA, 1387

2/11	-10	49-59	Indiana
2/13	-14	61-75	Ohio State
2/16	+ 2	77-75 ^{OT}	ILLINOIS STATE, 365
2/18	- 6	71-77	MINNESOTA, 816
2/23	+24	68-44	IOWA, 669
2/27	+ 9	81-72	NORTHWESTERN, 1312
3/4	+ 9	80-71	Michigan
3/6	+ 6	76-70	Michigan State
3/10	- 8	72-80	ILLINOIS, 950
3/12	+10	92-82	PURDUE, 550

1983-84

Won 18, Lost 10 (Home-12-1; Away-6-9)

(Big Ten Conference Finish—2nd, 13-5)

UW Head Coach: Edwina Qualls

Total home attendance: 9,776/13=752 avg.

Big Ten attendance: 8,673/9=964 avg.

11/26	- 1	73-74	Valdosta State%
11/27	- 2	61-63	Eastern Kentucky%
12/1	+16	75-59	Bradley
12/5	- 1	69-70	Illinois State
12/7	+ 7	71-64	ILLINOIS-CHICAGO, 350
12/10	+25	86-61	BALL STATE, 342
12/21	+28	76-48	NORTHERN IOWA, 265
12/23	+17	68-51	LOYOLA, 191
12/29	- 3	67-70	Cleveland State#
12/31	- 2	56-58	Fairfield#
1/6	+30	92-62	PURDUE, 472
1/8	+11	64-53	ILLINOIS, 934
1/13	+ 1	67-66	Michigan State
1/15	+13	77-63	Michigan
1/20	+10	80-70	NORTHWESTERN, 771
1/22	+ 1	50-49	IOWA, 1461
1/27	+ 4	63-59	MINNESOTA, 1026
2/3	-19	66-85	Ohio State
2/5	- 7	57-64	Indiana
2/10	+ 2	60-58	INDIANA, 909
2/12	+ 9	79-70	OHIO STATE, 1248
2/17	-11	51-62	Minnesota
2/24	- 9	37-46	Iowa
2/26	+ 3	57-54	Northwestern
3/2	- 1	63-64	MICHIGAN, 919
3/4	+20	88-68	MICHIGAN STATE, 933
3/8	+14	79-65	Illinois
3/10	+10	75-65	Purdue

%Kentucky Invitational

#Miami Classic

1984-85

Won 11, Lost 17 (Home-7-6; Away-4-11)

(Big Ten Conference Finish—tie for 7th, 6-12)

UW Head Coach: Edwina Qualls

Total home attendance: 8,562/13=659 avg.

Big Ten attendance: 6,225/9=692 avg.

11/17	-11	46-57	ILLINOIS STATE, 600
11/23	-33	54-87	Clemson%
11/24	- 3	64-67	Arizona%
11/28	+ 3	53-50	Loyola (Chicago)
12/1	+ 9	61-52	NORTHERN IOWA, 682
12/2	+ 9	61-52	WESTERN MICHIGAN, 431
12/7	-35	51-86	Louisiana Tech#
12/8	+17	76-59	Alabama-Birmingham#
12/14	+ 7	83-76	EASTERN ILLINOIS, 624
12/30	-10	66-76	Central Michigan
1/6	-18	58-76	NORTHWESTERN, 625
1/11	-13	53-66	OHIO STATE, 700
1/13	-24	51-75	INDIANA, 864
1/18	-21	59-70	Illinois
1/20	- 6	61-67	Purdue

1/25	- 1	58-59	MINNESOTA, 525
1/27	+11	65-54	IOWA, 1079
2/1	- 1	64-65	Michigan State
2/3	+ 9	81-72	Michigan
2/8	- 4	67-71	Indiana
2/10	-14	48-62	Ohio State
2/15	- 8	65-73	PURDUE, 680
2/17	+ 3	70-67	ILLINOIS, 572
2/22	-12	52-64	Iowa
2/24	- 9	70-79	Minnesota
3/1	+11	81-70	MICHIGAN, 504
3/3	+10	82-72	MICHIGAN STATE, 676
3/9	+ 3	89-86 ^{OT}	Northwestern

%Nebraska Tournament

#Lady Techster Invitational

1985-86

Won 4, Lost 24 (Home-2-12; Away-2-12)

(Big Ten Conference Finish—10th, 1-17)

UW Head Coach: Edwina Qualls

Total home attendance: 8,704/14=522 avg.

Big Ten attendance: 4,971/9=552 avg.

11/24	+ 5	74-69 ^{OT}	W. ILLINOIS, 479%
11/29	- 8	60-68	MIAMI OF OHIO, 379%
11/30	- 6	64-70	EASTERN ILLINOIS, 320
12/3	+27	72-45	Northern Iowa
12/6	-23	59-82	Virginia#
12/7	- 9	64-73	Pitt#
12/11	+16	71-55	Illinois-Chicago
12/13	-15	58-73	IOWA STATE, 680
12/22	- 7	57-64 ^{OT}	Illinois State
1/3	-11	57-68	LOYOLA, 477
1/5	- 4	64-68	Northwestern
1/10	-33	48-81	Ohio State
1/12	-19	46-65	Indiana
1/17	-13	69-82	ILLINOIS, 608
1/19	-15	57-72	PURDUE, 804
1/24	-17	58-75	Minnesota
1/26	-36	32-68	Iowa
1/31	- 3	55-58	MICHIGAN STATE, 320
2/2	- 5	67-72	MICHIGAN, 450
2/7	-28	37-65	INDIANA, 370
2/9	-35	50-85	OHIO STATE, 322
2/14	-22	57-79	Purdue
2/16	-16	53-69	Illinois
2/21	-14	47-61	IOWA, 706
2/23	+10	62-52	MINNESOTA, 614
2/28	-11	66-77	Michigan
3/2	-13	69-82	Michigan State
3/8	-15	72-87	NORTHWESTERN, 777

%Badger Invitational #Virginia Invitational

1986-87

Won 9, Lost 19 (Home-4-10; Away-5-9)

(Big Ten Conference Finish—tie for 8th, 4-14)

UW Head Coach: Mary Murphy

Total home attendance: 14,112/14=1,008 avg.

Big Ten attendance: 9,349/9=1,039 avg.

11/28	+ 5	73-68 ^{OT}	Cincinnati%
11/29	-13	56-69	Middle Tennessee State%
12/2	+ 7	86-79	Western Michigan
12/5	+12	75-63	BRADLEY, 863
12/7	- 9	68-77	BOWLING GREEN, 556
12/11	-22	75-97	DePAUL, 501
12/27	+23	84-61	ILLINOIS-CHICAGO, 673
12/30	+ 1	74-73	San Diego
1/2	-39	44-83	#14 IOWA, 1498
1/4	+ 8	81-73	MINNESOTA, 801
1/9	-15	67-82	#17 Illinois
1/11	- 8	62-70	Purdue

1/16	- 5	66-71	INDIANA, 1128
1/18	-40	49-89	#18 OHIO STATE, 1026
1/23	-24	53-77	Michigan State
1/25	+ 8	65-57	Michigan
1/30	-19	53-72	NORTHWESTERN, 959
2/1	-17	55-72	Loyola
2/6	-36	49-85	PURDUE, 896
2/8	-13	64-77	#19 ILLINOIS, 993
2/13	-33	62-97	#12 Ohio State
2/15	+ 2	48-46 ^{OT}	Indiana
2/20	+25	88-63	MICHIGAN, 868
2/22	-14	57-71	MICHIGAN STATE, 1180
2/27	-23	50-73	Northwestern
3/1	-10	70-80	NOTRE DAME, 2170+
3/5	-25	45-70	Minnesota
3/7	-22	56-78	#10 Iowa

%Cincinnati Omni Tournament

1987-88

Won 4, Lost 24 (Home-3-10; Away-1-14)

(Big Ten Conference Finish—10th, 2-16)

UW Head Coach: Mary Murphy

Total home attendance: 10,712/13=824 avg.

Big Ten attendance: 8,221/9=913 avg.

11/27	-20	66-86	Duke (No. 16)
11/29	- 6	75-81	UNC-Charlotte
12/4	-33	67-100	Florida State%
12/5	-26	60-86	Alabama-Birmingham%
12/9	- 1	60-61	UW-GREEN BAY, 842
12/11	-13	79-92	LAKE SUPERIOR ST., 529
12/13	+31	89-58	DETROIT, 715
1/3	- 9	63-72	St. Peter's College
1/5	-20	66-86	Fairleigh Dickinson
1/8	-20	59-79	#1 IOWA, 1215
1/10	+ 8	75-67	Minnesota
1/15	+11	75-64	ILLINOIS, 819
1/17	-18	62-80	PURDUE, 1152
1/22	-22	49-71	Indiana
1/24	-30	54-84	#8 Ohio State
1/29	- 7	58-65	MICHIGAN STATE, 959
1/31	- 3	65-68	MICHIGAN, 861
2/5	-15	55-70	Northwestern
2/8	+13	85-72	LOYOLA, 408
2/12	-12	55-67	Purdue
2/14	-26	50-76	Illinois
2/19	-17	70-87	#9 OHIO STATE, 799
2/21	-24	53-77	INDIANA, 880
2/26	-35	51-86	Michigan
2/28	-10	58-68	Michigan State
3/4	-26	57-83	NORTHWESTERN, 766
3/9	- 2	71-73	MINNESOTA, 770
3/12	-48	50-98	#2 Iowa

%Florida State Tournament

1988-89

Won 13, Lost 14 (Home-10-4; Away-3-10)

(Big Ten Conference Finish—8th, 5-13)

UW Head Coach: Mary Murphy

Total home attendance: 13,700/14=979 avg.

Big Ten attendance: 10,575/9=1,175 avg.

11/25	-57	62-119	#8 Stanford
11/27	+ 5	72-67	San Jose State
12/1	+12	78-66	MARQUETTE, 504
12/4	+11	73-62	WESTERN ILLINOIS, 695
12/7	+ 4	62-58 ^{OT}	Green Bay
12/11	+ 3	76-73	Detroit
12/13	+27	79-52	VALPARAISO, 597
1/3	+20	65-45	CHICAGO STATE, 683
1/6	-18	55-73	Indiana

1/8	-31	53-84	Ohio State
1/13	-3	59-62	NORTHWESTERN, 981
1/15	-13	56-69	#9 Purdue
1/20	+2	71-69	MICHIGAN STATE, 963
1/22	+7	66-59	MICHIGAN, 1027
1/27	-6	75-81 ^{OT}	Illinois
1/30	+14	72-58	ILLINOIS-CHICAGO, 586
2/3	-10	57-67	#7 IOWA, 1353
2/5	+17	78-61	MINNESOTA, 1273
2/10	-3	63-66	Northwestern
2/17	-18	57-75	Michigan
2/19	-4	67-71	Michigan State
2/26	+9	77-68	ILLINOIS, 2307
2/27	+14	81-67	#11 PURDUE, 711
3/3	-25	58-83	Minnesota
3/5	-26	52-78	Iowa (No. 9)
3/8	-16	61-77	#15 OHIO STATE, 783
3/11	-5	80-85	INDIANA, 1177

12/12	+16	79-63	ILLINOIS-CHICAGO, 503
12/30	-10	73-83	ILLINOIS STATE, 1047
1/2	+11	78-67	#15 IOWA, 979
1/6	+25	102-77	MINNESOTA, 1241
1/11	-16	73-89	Michigan State
1/13	-21	69-90	Michigan
1/18	-1	85-86	#15 NU, 1005
1/22	+24	90-66	CHICAGO STATE, 560
1/25	+9	90-81	ILLINOIS, 1005
1/27	-10	87-97	#6 PURDUE, 1621
2/1	-17	86-103	Indiana
2/3	-5	76-81 ^{OT}	Ohio State
2/8	+13	101-88	MICHIGAN, 1023
2/10	+3	78-75	#23 MICHIGAN ST, 3137
2/15	-21	72-93	#19 Northwestern
2/22	-40	53-93	#6 Purdue
2/24	-15	73-88	Illinois
3/1	+15	92-77	OHIO STATE, 1357
3/2	+5	80-75	INDIANA, 2102
3/7	-14	62-76	Minnesota
3/9	-9	76-85 ^{OT}	#24 Iowa

%Colorado Coors Classic

1/17	+15	73-58	MICHIGAN STATE, 1271
1/19	+27	93-66	MICHIGAN, 2224
1/24	+6	65-59	Illinois
1/26	-26	56-82	#12 Purdue
1/31	+2	91-89	#22 NU, 1925
2/2	-11	75-86	#8 Penn State (non-league game)
2/7	+16	74-58	#5 IOWA, 2708
2/9	+10	82-72	MINNESOTA, 4308
2/14	+24	84-60	Michigan
2/16	+15	73-58	Michigan State
2/21	+11	80-69	#9 PURDUE, 5005
2/23	+14	73-59	ILLINOIS, 3606
2/28	-11	80-91	Northwestern
3/6	+1	83-82	Minnesota
3/8	-27	36-63	#8 Iowa
3/11	-6	72-78	OHIO STATE, 2340
3/14	+10	77-67	INDIANA, 3715
3/18	-11	74-85	MONTANA, 8353 #

%Utah Tournament

NCAA Tournament First Round

1989-90

Won 8, Lost 20 (Home-5-9; Away-3-11)
(Big Ten Conference Finish—tie for 9th, 3-15)
UW Head Coach: Mary Murphy
Total home attendance: 15,478/14=1,106 avg.
Big Ten attendance: 11,699/9=1,300 avg.

11/24	-1	65-66	Texas A & M%
11/25	-15	49-64	Drake%
11/28	+10	76-66	Illinois-Chicago
12/1	-7	77-84	North Carolina#
12/2	+25	98-73	Bucknell#
12/5	-2	58-60	UW-GREEN BAY, 850
12/12	+10	77-67	NEBRASKA, 560
12/30	-13	77-90	DARTMOUTH, 922
1/2	+30	93-63	CHICAGO STATE, 650
1/5	-12	80-92	INDIANA, 1130
1/7	-8	64-72	OHIO STATE, 1288
1/12	-15	57-72	#25 Northwestern
1/16	+11	90-79	MARQUETTE, 797
1/19	-30	42-73	Michigan State
1/21	-17	51-68	Michigan
1/26	+9	86-77	ILLINOIS, 957
1/28	-20	72-92	#10 PURDUE, 1326
2/2	-32	52-84	#13 Iowa
2/4	+1	76-75	Minnesota
2/9	-11	62-73	#15 NU, 1011
2/16	-5	56-61	MICHIGAN, 825
2/18	-6	55-61	MICHIGAN STATE, 2606
2/23	-18	63-81	#15 Purdue
2/25	-5	76-81	Illinois
3/2	+12	94-82	MINNESOTA, 925
3/4	-17	60-77	#11 IOWA, 1631
3/8	-21	57-78	Ohio State
3/10	-7	69-76	Indiana

%Texas A & M Invitational
#Princeton Tournament

1990-91

Won 13, Lost 15 (Home-10-4; Away-3-11)
(Big Ten Conference Finish—7th, 7-11)
UW Head Coach: Mary Murphy
Total home attendance: 16,915/14=1,208 avg.
Big Ten attendance: 13,470/9=1,497 avg.

11/23	-8	91-99 ^{OT}	#13 Washington%
11/24	+3	80-77	Gonzaga%
11/28	-9	87-96	IOWA STATE, 615
12/1	+23	99-76	UW-MILWAUKEE, 720
12/4	-16	75-91	UW-Green Bay
12/7	+6	80-74 ^{OT}	Nebraska
12/9	+8	101-93	Creighton

1991-92

Won 20, Lost 9 (Home-12-3; Away-8-6)
(Big Ten Conference Finish—3rd, 13-5)
UW Head Coach: Mary Murphy
Total home attendance: 30,278/13=2,329 avg.
Big Ten attendance: 27,102/9=3,011 avg.

11/24	+14	84-70	Iowa State
11/26	+15	83-68	CREIGHTON
11/29	+7	70-63	#11 Auburn%
11/30	-3	62-65	Utah%
12/7	-1	69-70	SOUTHERN ILLINOIS
12/10	+22	90-68	UW-MILWAUKEE
12/13	+43	112-69	WESTERN ILLINOIS, 3944+
12/30	+14	69-55	Illinois State
1/4	+24	79-53	Northeastern Illinois
1/10	-25	52-77	Indiana
1/12	+11	90-79	Ohio State

1992-93

Won 7, Lost 20 (Home-5-8; Away 2-12)
(Big Ten Conference Finish—10th, 4-14)
UW Head Coach: Mary Murphy
Total home attendance: 20,310/12=1,692 avg.
Big Ten attendance: 16,891/9=1,877 avg.

12/1	+1	63-62	UW-GREEN BAY, 1012
12/8	+16	82-66	CHICAGO STATE
12/11	-6	59-65	Oklahoma State%
12/12	+20	83-63	Tennessee Martin%
12/15	-1	77-78	UW-MILWAUKEE, 892
12/28	-26	67-93	WAKE FOREST, 1513
12/30	-2	79-81	Southern Illinois
1/2	-10	71-81	Santa Clara
1/4	-2	69-71	San Francisco
1/8	-26	39-65	#5 Iowa
1/12	+3	75-72	MINNESOTA, 685
1/15	+8	75-67	MICHIGAN STATE, 1601



The 1991-92 team had the distinction of being the first Badger women's team to attend the NCAA championship losing to Montana in first round action at the Field House to conclude a 20-9 season. Front Row L-R: Robin Threatt, Peggy Shreve, Kim Martin, Mynette Clark, Michele Kozelka, Kesa Dillon, Dolly Rademaker, Sharon Johnson, Camille Williams; Back Row: head coach Mary Murphy, Gina Edmonds, Shelly Rucinski, Jen Waterman, Heather Bostrom, Rebecca Leet, Amber Landrigan, Barb Franke, asst. coaches Donna Freitag and Jon Cain, trainers Wendy and Robin Moore

1/17	+ 6	73-67	MICHIGAN, 1851
1/22	- 7	74-81	Illinois
1/24	-17	64-82	Northwestern
1/29	- 4	66-70	#4 OHIO STATE, 1908
1/31	-17	73-90	#6 PENN STATE, 2007
2/7	-23	49-72	Purdue
2/12	+ 4	79-75	Michigan
2/14	-14	67-81	Michigan State
2/19	-13	90-103	NORTHWESTERN, 1602
2/21	-10	74-84	ILLINOIS, 3091
2/26	-37	58-95	#7 Ohio State
2/28	-29	66-95	#6 Penn State
3/5	- 7	72-79	INDIANA, 1973
3/7	-20	57-77	PURDUE, 2175
3/10	-35	56-91	Minnesota

%Memphis Tournament

1993-94

Won 13, Lost 14 (Home-9-6; Away-4-8)

(Big Ten Conference Finish—9th, 6-12)

UW Head Coach: Mary Murphy

Total home attendance: 26,553/15=1,770 avg.

Big Ten attendance: 19,478/9=2,164 avg.

11/26	-10	72-82	TOLEDO, 1990
11/28	+27	80-53	WESTERN ILLINOIS, 960
12/4	-22	55-77	Notre Dame%
12/5	+34	94-60	Wagner College%
12/9	+50	108-58	UW-MILWAUKEE, 901
12/11	+38	85-47	NE ILLINOIS, 836
12/13	+31	101-72	Illinois-Chicago
12/30	+14	79-65	UTAH, 1478
1/3	+ 9	75-64	UW-GREEN BAY, 954
1/7	- 7	67-74	#2 IOWA, 2,641
1/9	- 5	84-89	Minnesota
1/14	- 3	59-62	Michigan State
1/16	+ 1	64-63	Michigan
1/21	+22	81-59	ILLINOIS, 1356
1/23	-16	85-101	#19 NU, 1790
1/28	+ 9	99-90	#17 Ohio State
1/30	-20	53-73	#1 Penn State
2/6	- 7	64-77	#12 PURDUE
2/11	+ 9	75-64	MICHIGAN, 1545
2/13	+ 7	92-85	MICHIGAN STATE, 2283
2/18	-25	54-79	Northwestern
2/20	- 3	79-82	Illinois
2/23	-29	59-88	#2 PENN STATE, 790
2/27	+ 3	73-70	OHIO STATE, 4805
3/4	- 2	64-66	Indiana
3/6	-48	45-93	#10 Purdue
3/8	-11	71-82	MINNESOTA, 1640

%Brown University Tournament

1994-95

Won 20, Lost 9 (Home 11-1; Away 9-8)

(Big Ten Conference Finish—3rd, 11-5)

UW Head Coach: Jane Albright-Dieterle

Total home attendance: 59,329/12=4,944

Big Ten attendance: 52,686/8=6,586

11/25	+25	77-52	Baylor %
11/26	+ 7	80-73	St. Mary's CA %
11/29	+27	79-52	WESTERN ILLINOIS, 1083
12/2	- 3	77-80	Southern Methodist **
12/3	+16	84-68	St. Mary's CA **
12/7	- 9	59-68	UW-Green Bay
12/10	+ 3	71-68	Toledo
12/15	+18	79-61	ILL-CHICAGO, 1002
12/28	+14	85-71	Michigan
12/31	+19	74-55	W. MICHIGAN, 1,376
1/3	+16	78-62	INDIANA, 1615



In 1995, Jane Albright's first team qualified for the school's second NCAA Championship and was the first team to win a first-round game defeating Kansas on a last second shot before losing to Texas Tech. Members include: Front Row L-R Karie Cattanach, Sharon Johnson, Stacy Riemer, Keisha Anderson, Cousin It, Camille Williams, Kesa Dillon, Jenni Westphal, Barb Franke; Back Row: Tracy Winkler, Ann Klapperich, Katie Voigt, Jenny Rhodes, Michele Burkholder.

1/6	+10	72-62	IOWA, 2730
1/8	+ 7	76-69	#22 OHIO STATE, 3933
1/13	-10	68-78	Michigan State
1/20	+13	76-73	Minnesota
1/22	+29	76-47	ILLINOIS, 7036
1/27	- 2	66-68	#19 Purdue
1/29	- 3	55-58	#10 Penn State
2/3	+ 7	63-56	NORTHWESTERN, 4759
2/5	+ 1	79-78 ^{OT}	MINNESOTA, 9346
2/9	+22	88-66	MARQUETTE, 3545
2/12	- 4	62-78	MICHIGAN ST, 11,500
2/17	+ 5	81-76	Ohio State
2/19	+ 7	62-55	Iowa
2/24	- 2	61-63	Indiana
2/26	+16	80-64	MICHIGAN, 10,908
3/4	- 8	79-87	Michigan State @
3/16	+ 1	73-72	#23 Kansas #
3/18	-23	65-88	#5 Texas Tech #

% St. Mary's Thanksgiving Classic

**Arkansas Dial Classic

@ Big Ten Tournament

NCAA Tournament

1995-96

Won 21, Lost 8 (Home-10-2; Away-11-6)

(Big Ten Conference Finish—3rd, 12-4)

UW Head Coach: Jane Albright-Dieterle

Total home attendance: 94,604/12=7,884 avg.

Big Ten attendance: 67,464/8=8,433 avg.

11/28	+19	83-64	Western Michigan
11/30	+ 4	82-78	DRAKE, 4524
12/2	+20	84-64	Austin Peay**
12/3	- 8	69-77	#10 Texas Tech **
12/7	+37	82-45	Western Illinois
12/9	+49	92-43	ILLINOIS STATE, 6631
12/13	+27	83-56	UW-GREEN BAY, 4479 (c)
12/27	+41	89-48	MICHIGAN, 7556
12/29	+10	81-71	INDIANA, 7338
1/5	-20	48-68	#11 Iowa
1/7	+ 6	75-69	Ohio State
1/9	+24	87-63	Marquette
1/12	+23	82-59	MICHIGAN STATE, 7011
1/16	+27	95-68	Northern Iowa
1/19	+35	85-50	MINNESOTA, 6897

1/21	+ 1	68-67	Illinois
1/26	+ 3	98-95(2 ^{OT})	#21 PURDUE, 7140
1/28	+18	87-69	#10 PENN STATE, 10,505
2/2	+ 1	69-68	#23 Northwestern
2/4	+34	98-64	Minnesota
2/8	-11	61-72	#6 TENNESSEE, 11,506
2/11	-11	65-76	Michigan State
2/16	+12	79-67	OHIO STATE, 9495
2/18	- 4	63-67	#7 IOWA, 11,522
2/23	-14	68-82	Indiana
2/25	+25	88-63	Michigan
3/2	-14	58-72	Ohio State@
3/15	+14	74-60	Oregon#
3/17	-14	82-96	#12 Vanderbilt # ESPN

**Texas Tech Lady Raider Classic

(C) 12/13 game at Dane County Coliseum

@ Big Ten Tournament

NCAA Tournament

1996-97

Won 16, Lost 11 (Home-9-3; Away-7-8)

(Big Ten Conference Finish—T6th, 8-8)

UW Head Coach: Jane Albright-Dieterle

Total home attendance: 102,426/12=8,536 avg.

Big Ten attendance: 70,792/8=8,849 avg.

11/22	+ 8	77-69	Drake
11/24	+32	95-63	UW-MILWAUKEE, 8657
11/29	+10	78-68	UC-Irvine**
11/30	+ 5	100-95	UC-Santa Barbara**
12/3	+47	97-50	NORTHERN IOWA, 6460
12/5	+12	68-56	UW-Green Bay
12/9	+12	81-69	#10 Notre Dame
12/13	- 7	67-74	#4 GEORGIA, 9683
			ESPN2
12/27	+ 6	83-77	#15 PENN STATE
12/29	- 6	67-73	ILLINOIS, 8746
1/3	+17	69-52	PURDUE, 8665
1/5	+ 6	69-63	Iowa PRIME/FOX
1/12	- 2	72-74	Indiana
1/17	+10	77-67	NORTHWESTERN, 8350
1/19	+ 5	67-61	OHIO STATE, 11,212
1/24	+ 5	77-72	Michigan
1/26	+27	84-57	MINNESOTA, 7260
1/30	-11	53-64	Michigan State

2/2	-31	62-93	Northwestern
2/4	-4	74-78	#9 Tennessee
2/7	-5	54-59	INDIANA, 8873
2/11	+39	103-64	CLEVELAND STATE, 6831
2/14	+3	59-56	IOWA, 9638
2/16	-19	43-62	Purdue
2/21	-4	78-82	#17 Illinois
2/23	-28	62-90	Penn State
2/28	-5	75-80	Minnesota First Rnd @

**UC-Santa Barbara Tournament

@ Big Ten Tournament

1997-98

Won 21, Lost 10 (Home-11-1; Away-10-9)

(Big Ten Conference Finish—6th, 9-7)

UW Head Coach: Jane Albright-Dieterle

Total home attendance: 125,464/12=10,455 avg

Big Ten home attendance: 99,797/8=12,475 avg.

11/21	+8	90-82	#4 STANFORD, 6927
11/25	+32	72-70	UW-Milwaukee
11/28	+41	92-51	SW Louisiana **
11/29	+17	97-80 ^{OT}	Maine **
12/6	+8	77-69	Illinois State
12/8	+12	89-77	NOTRE DAME, 6225
12/10	+18	81-63	UW-GREEN BAY, 5907
12/18	+13	84-71	Manhattan %
12/19	+20	83-63	Mississippi %
12/20	-21	66-87	#1 Tennessee, ESPN2
12/28	-15	71-86	Penn State
12/30	-8	75-83	#13 Illinois
1/4	+10	74-64 ^{OT}	#17 Georgia CBS
1/6	-5	65-70	#23 Purdue
1/9	+15	75-60	INDIANA, 6972
1/11	+14	80-66	#19 W. KENTUCKY, 6608
1/16	+5	70-65	Northwestern
1/18	-12	54-66	Ohio State
1/20	-3	63-66	IOWA, 16,296
1/23	+16	79-63	MICHIGAN, 10,295
1/25	+13	67-54	Minnesota
1/30	+7	72-65	MICHIGAN STATE, 9807
2/1	+31	95-64	NORTHWESTERN, 16,329

(Big Ten Single Game Attend. Record)

2/6	-1	55-56	Indiana
2/13	-11	76-87	Iowa
2/23	+11	80-69	PURDUE, 16,236
2/20	+4	73-69	#9 ILLINOIS, 11,267
2/22	+8	83-75	PENN STATE, 12,595
2/27	+18	65-47	Minnesota First Rnd @
2/28	-9	70-79	Michigan Second Rnd @
3/14	-11	64-75	Virginia Tech First Rnd \$

**Dead River Co. Classic Tournament, Orono, ME

% Northern Lights Tournament, Anchorage, AK

@ Big Ten Tournament

\$ NCAA Tournament

NOTE: The Kohl Center opened in January of 1998, and all games from Jan. 20 Iowa game on were at the Kohl Center rather than the Field House (6-1 KC record)

1998-99

Won 18, Lost 14 (Home-15-3; Away-2-9; Neutral-1-2)

Big Ten Conference Finish—T4th, 9-7

UW Head Coach: Jane Albright-Dieterle


Total home attendance: 136,182/18=7,566 avg

Total home attendance (reg season without WNIT):

118,561/14=8,468

Big Ten home attendance: 71,504/8=8,938 avg.

12/1	+1	63-62	UW-GREEN BAY, 1012
------	----	-------	--------------------



Wisconsin won the 2000 WNIT National Championship with a thrilling one-point win over Florida in Madison. L-R 1st Row: Managers Mark Ciociola & Eric Ferris, Candace Smith, Leah Hefte, Judy Ebeling, Kelley Paulus, Dee Dee Pate, Kyle Black, Rachel Klongland, Erin Schmidt, manager Brooke McIntyre, administrative assistant Melissa Bruner; 2nd Row: trainer Enrique Perez-Guerra, asst. coaches Kelly Kenny & Dawn Crim, Missy Konieczny, Krista Bird, Sarah Jirovec, Nina Smith, Jessie Stomski, LaTonya Sims, Kristi Seeger, Tamara Moore, asst. coach Kate Peterson, Head Coach Jane Albright

11/15	+18	87-69	BOWLING GREEN, 7639
11/17	+5	71-66	UW-MILWAUKEE, 6559
1/20	+13	103-90 ^{OT}	#22 UC-SB, 7794
11/22	+8	60-52	UW-GREEN BAY, 7093
11/29	-12	66-78	#25 Stanford
12/3	-8	73-81	MARQUETTE, 7588
12/5	-14	70-84	#12 Texas Tech *
12/6	+29	86-57	Florida A&M *
12/10	-12	71-83	Western Kentucky
12/28	+11	70-59	MINNESOTA, 8760
12/30	-18	72-90	Illinois
1/3	+7	79-72	IOWA, 8379
1/5	-15	55-70	#23 Ohio State
1/8	-3	74-77	Michigan State
1/10	-4	65-69	Indiana
1/15	+6	71-65	MICHIGAN, 8108
1/17	-16	62-78	#13 RUTGERS, 10,384
1/22	+19	80-61	NWSTERN, 8213
1/24	-20	56-76	#3 Purdue
1/29	-30	61-91	#21 Penn State
1/31	+24	70-46	Michigan
2/5	-2	71-73 ^{OT}	#18 PENN STATE, 9163
2/7	+5	73-68 ^{OT}	MICHIGAN ST, 9070
2/12	+4	83-79 ^{OT}	OHIO STATE, 9077
2/19	+4	82-78 ^{OT}	ILLINOIS, 10,734
2/21	+13	69-56	Minnesota
2/27	-9	61-70	Ohio State First Rnd @
3/11	+37	80-43	INDIANA ST, 2890
			First Rnd \$
3/14	+22	107-85	SIENA, 2949
			Second Rnd \$ at FH
3/17	+1	70-69 ^{OT}	MICHIGAN ST, 5490
			Third Rnd \$
3/20	+19	92-73	MEMPHIS, 6292
			Semifinals \$ at FH
3/23	-3	64-67	Arkansas
			Championship Final \$

* Gene Hackerman Rice Invitational, Houston, TX

@ Big Ten Tournament

\$ WNIT Tournament

Home games are indicated in capital letters

1999-2000

Won 21, Lost 12 (Home-12-4; Away-6-7; Neutral-3-1)

Big Ten Conference Finish—T5th, 8-8

UW Head Coach: Jane Albright

Total home attendance: 123,712/16=7,732 avg.

Total home attendance (reg season): 95,575/11=8,689

Big Ten home attendance: 68,978/8=8,622 avg.

11/19	+8	66-58	Southern Illinois%
11/21	+7	92-85 ^{OT}	#24 Nebraska%
11/27	-2	61-63	#8 Rutgers^
11/28	+1	81-80 ^{OT}	Northeastern^
12/1	+10	66-56	UW-Green Bay
12/5	-23	62-85	#3 TENNESSEE, 11,861
12/8	-4	65-69	Marquette
12/12	+13	68-55	IUPUI, 7810
12/30	-25	58-83	#13 PURDUE, 8614
1/4	-6	74-80	#15 ILLINOIS, 7177
1/7	+15	86-71	Loyola
1/9	-14	61-75	Michigan State
1/12	+14	74-60	Northwestern
1/16	+35	80-45	Ohio State
1/20	+3	72-69	MICHIGAN, 7386
1/23	+20	79-59	OHIO STATE, 10,399
1/27	-4	62-66	Iowa
1/30	-14	54-68	#7 Penn State
2/3	+10	75-65	MINNESOTA, 7417
2/6	-5	52-57	#6 PENN ST, (Fox) 8625
2/8	+13	71-58	RICE, 6926
2/10	+11	66-55	Minnesota
2/13	+8	77-69	MICHIGAN ST, 10,227
2/17	-5	73-78	Michigan
2/20	+15	76-61	INDIANA, 9133
2/24	-9	78-87	Illinois
3/2	+7	56-49	Minnesota@
3/3	-9	65-74	#18 Purdue@
3/15	+37	83-46	FAIRFIELD\$, 2355
3/19	+6	82-76	DePAUL\$, 3197
3/22	+32	77-45	MICHIGAN ST\$, 3441
3/25	+18	78-60	COLORADO ST\$, 6138
3/29	+1	75-74	FLORIDA\$, 13,006

%Time Warner Classic

^Rutgers Invitational

@Big Ten Tournament

\$WNIT Tournament

2000-01

Won 18, Lost 10 (Home-11-3; Away-6-4; Neutral- 1-3)
 Big Ten Conference Finish—T2nd, 12-4
 UW Head Coach: Jane Albright
 Total home attendance:100,083/14=7,149 avg.
 Big Ten home attendance:61,158/8=7,645 avg.

11/18	-14	57-71	#24 Oregon%
11/19	+53	102-49	Elon College%
11/22	-27	56-83	#5 NOTRE DAME, 6943^
11/24	+20	97-77	#12 OKLAHOMA, 6851^
11/29	+10	74-64	NEBRASKA, 5956
12/3	-24	66-90	#2 Tennessee
12/5/	+48	101-53	LOYOLA, 5741
12/14	+15	86-71	EVANSVILLE, 5819
12/28	-12	58-70	#8 PURDUE, 7205
12/31	+ 3	94-91	IOWA, 6876
1/4	+33	85-52	at Michigan
1/7	- 2	80-82 ^{OT}	UW-GREEN BAY, 7615
1/11	+16	72-56	Michigan State
1/14	- 6	68-74	Iowa
1/16	+ 1	60-59	UW-Milwaukee
1/18	+23	90-67	MINNESOTA, 6328
1/21	+ 7	69-62	INDIANA, 9100
1/25	+ 8	73-65	Illinois, 3852
1/28	- 5	70-75 ^{OT}	#6 Purdue
2/1	+35	70-35	NORTHWESTERN, 6397
2/4	+20	69-49	MICHIGAN STATE, 7897
2/8	- 4	79-83 ^{OT}	Indiana
2/11	+16	70-54	Northwestern
2/18	+11	86-75	PENN STATE, 8978
2/22	+43	86-43	Minnesota
2/25	+19	81-62	OHIO STATE, 8377
3/2	-12	68-80	Illinois @
3/16	- 3	68-71	Missouri #

%NC State Tournament

^Coaches v.s Cancer Tournament

@Big Ten Tournament

#NCAA Tournament

2001-02

Won 19, Lost 12 (Home-10-3; Away-4-6; Neutral- 5-3)
 Big Ten Conference Finish—T5th, 8-8
 UW Head Coach: Jane Albright
 Total home attendance:94,174/13=7,244 avg.
 Big Ten home attendance:61,158/8=7,645 avg.

11/18	+20	87-67	#19 WASHINGTON, .5470
11/24	-5	70-75	Texas%
11/25	+12	61-49	#12 Florida%
11/27	+42	97-55	CLEVELAND STATE, 5064
11/30	+12	92-75	Pittsburgh^
12/02	+9	80-71	Holy Cross^
12/05	+1	56-55	Marquette
12/8	+17	65-48	NC STATE, -5687
12/11	+19	80-61	UW MILWAUKEE, 5370
12/13	+13	74-61	DRAKE, 5652
12/28	+12	71-59	#7 PURDUE, 9328
12/30	+7	68-61	Iowa
1/3	+20	74-54	INDIANA, 5987
1/6	+15	89-74	#18 MICHIGAN, 7446
1/10	+12	86-78 ^{OT}	MichiganState
1/13	+5	70-65	Northwestern
1/17	+5	74-69	ILLINOIS, 6828
1/20	-7	85-92	MINNESOTA, 17142
1/24	-7	63-70 ^{OT}	Indiana
1/27	-14	49-63	Penn State
1/30	-1	57-58	MICH. STATE, 6483
2/3	-10	55-65	Purdue
2/7	-12	64-76	IOWA, 7225
2/14	+33	80-47	NORTHWESTERN, 6492
2/17	-16	62-78	Texas Tech.
2/21	-2	74-76	Minnesota
2/24	-27	55-82	Ohio State
2/28	+2	60-58	Northwestern@
3/1	+10	74-64	Minnesota@
3/3	-14	62-76	Penn State@
3/16	-3	70-73	Arizona State#

%Paradise Jam Tournament

^Arizona Classic

@Big Ten Tournament

#NCAA Tournament



The 2002 Badger team established a school record 15-straight wins and had the highest national ranking of any team in school history at fifth in January, 2002. Team Members L-R 1st row: Candace Smith, Jessica Liegel, Abby Simmons, Tamara Moore, Sarah Jirovec, Jessie Stomski, Kyle Black, Kristi Seeger, Leah Hefte, Shawna Nicols; 2nd Row: Head coach Jane Albright, asst. coaches Kate Peterson & Kelly Kenny, administrative assistant Melissa Bruner, strength coach Scott Hettenbach, Stephanie Rich, Emily Ashbaugh, Lello Gebisa, Ebba Gebisa, Leslie Jauch, Katy Aagaard, asst. coach Erika Lang-Montgomery, trainer Mike Moll, managers Katie Stojasavljevic & Mark Ciociola.

UW's KOHL CENTER



The Kohl Center replaced the UW Field House (1929) as the venue for UW basketball in January of 1998. A replica of the crest on the Field House was installed on the front fascia of the Kohl Center. The 10,000-pound crest welcomes fans to the 17,142-seat facility that also serves the university and the community for special events. The Kohl Center conveniently houses all aspects of BadgerBall including coaches' offices, lock-errooms, study and training areas, practice and competitive facilities.



Situated conveniently in the center of the UW-campus, the Kohl Center sits across from the Southeast Dorms. Located at 601 West Dayton, it is easily accessible via Park Street and is near the intersection of East Washington Avenue and Regent Street.

“The Kohl Center provides a showcase of what we want to be. John Wooden said what took his program to the next level before he won all of his national championships was Pauley Pavilion. Very simply, it affected the recruiting. People wanted to come and play in that building. This is state of the art. It is one of the top places to play in the country.”

Badger Coach
Jane Albright

THE KOHL CENTER



Wisconsin's multi-purpose athletic center is state-of-the-art with a capacity of up to 17,142 seats. BadgerBall's tipoff was Jan. 20, 1998 (above), with Wisconsin averaging 13,260 in seven home games that first year. The facility provides the opportunity to host stage shows, concerts and athletic events such as the 1998 Division I NCAA Women's Volleyball Championship and the 2002 NCAA Men's Regional Basketball Championship. BadgerBall sold out the Kohl Center in 2002, with 17,142 in attendance at the Minnesota game on Jan. 20.

The Kohl Center is the happy home for the UW Women's Basketball team having had its inaugural opening Jan. 20, 1998 with a declared sell-out vs. the University of Iowa. At the current pace of success established by the women hoopsters, the Kohl Center could very well become the home of the first Wisconsin women's basketball Big Ten championship team.

Since opening, the building has met with much success. Areas specific to the UW women's program were designed by the Wisconsin coaches with the women's program in mind. From computers to lounge areas to audio/video systems, the Kohl Center provides a competitive floor, practice and study areas all in one place. The coaching offices are also located at the Kohl Center.

Major Benefactors

The building is named for U.S. Sen. Herb Kohl (D-Wisconsin), a 1956 graduate of the UW-Madison, who donated \$25 million to the project. Kohl's gift is the single largest private donation in University history. Kohl earned his Bachelor of Science degree in American Institutions from Wisconsin-Madison.

Former all-Big Ten basketball player Albert "Ab" Nicholas and his wife, Nancy

Johnson Nicholas, pledged \$10 million toward the project. The facility's practice gymnasium is named the Nicholas-Johnson Pavilion and Plaza. Nicholas received his B.S. and M.B.A. degrees from the UW-Madison.



The Kohl Concourse is the main entry to the lower seating bowl and the suites. 'The Mendota Wall', a glass sculpture valued at over \$1 million and created by world renowned artist and former UW graduate, Dale Chihuly, is shown above the crowd at gate A of the Kohl Center.

The Kellner family—Jack F. and his sons, Ted and Jack W. of Milwaukee gave \$2.5 million. All three Kellners received degrees from the University of Wisconsin-Madison.


Seating Capacity

The Kohl Center seats 17,142 for basketball. That figure includes 7,500 seats in the lower seating bowl and 4,500 in each of the two balconies. The unique design of the Kohl Center (with two overhanging balconies) guarantees that all fans will be close to the playing floor with excellent site lines. The facility seats approximately 14,000 for hockey, and between 15,000 and 17,000 for concerts.

Spacious Locker Rooms

The Kohl Center includes lockers for UW men's and women's basketball and hockey. Four other locker rooms (for visitors or multiple teams during WIAA tournaments) also are in the arena.

The 2,200 square-foot, state-of-the-art locker areas have been designed with the needs of student-athletes in mind including team organizational meetings, an athletes' social area, and study and computer carrels. The athletes have a lounge



The \$76 million Kohl Center opened in January of 1998. The arena is located on campus and has become a major showcase for Madison's cultural and sporting events. Shown above is the women's locker room (right) and the auxiliary practice facility (above); on the top right is the team meeting area.

area with sound system, video room, computers available in the study room, and, of course, a spacious dressing and shower area complete with multiple outlets and lighted mirrors.

Practice Pavilion

The Nicholas-Johnson Pavilion houses three full-size basketball courts to be used for practice sessions when the Kohl Center is booked for other events. Pre-game booster club functions are also scheduled in the practice gym.

Check List of Team and Fan Amenities

- For the Athletes: Huge lockerrooms that include attached lounges, video/meeting rooms, and study areas with practice facility attached.
- For the Coaches: Spacious offices with westward views of the campus including the Field House and Camp Randall Stadium.

- For the Support Areas: Sports medicine, sports information, concessions/catering, and physical plant have ample and convenient work areas. The UW ticket office has totally relocated to new offices in the Kohl Center.
- For the Fans and Suites: A state-of-the-art sound system has been implemented in the Kohl Center and TV monitors (capable of showing replays) are wired to the suites and above concessions stands throughout the building.
- For the Fans: Extra-wide concourses (two), a number of food courts on both levels, numerous restrooms and merchandise outlets.
- Also For the Fans: The cantilever design replicates the overhang effect of the former Field House (1929) without the obstructions. Sightlines are tremendous from every seat. At center court, you can look up at three ascending, cheering spectator areas—an awesome and intimidating sight for our opponents.

...
 "The Kohl Center represents a tremendous advantage for University of Wisconsin basketball. It provides us with a state-of-the art facility right on campus and convenient for our student-athletes and fans. The interior structure and proximity of the crowd to the court are particularly pleasing in duplicating the exciting atmosphere we had at the UW Field House. This building has helped ensure our basketball program will take its place among the nation's elite."

Badger Coach
 Jane Albright

...

BADGERS MAKE THEIR WORLD MARK



Members of the BadgerBall family have made their mark on the world of basketball. In 1996, Jane Albright returned victorious from Taiwan where she was the gold medal-winning head coach for the USA Jones Cup team. Other members of the UW team have taken world tours as Big Ten All-Stars visiting such countries as Austria, Belgium, Denmark, England, France, Germany, Japan, Hungary, Australia, Slovakia, Sweden, Switzerland, and the Czech Republic. Team travels have included the Northern Lights Invitational in Anchorage, Alaska in 1997, and the Virgin Islands in 2001. Wisconsin took its second foreign tour in May of 1999 to Australia visiting Sydney, touring the 2000 Olympic venue, diving at the Great Barrier Reef, and competing in four games in a 14-day tour. The team toured New York City in 1999, Arizona in 2001, and will visit Malibu for a tournament at Pepperdine in 2002.

BadgerBall has provided many student-athletes access to world-wide travel. Players have participated in the Big Ten All-Star tours since 1992, and the Wisconsin team has the opportunity to take a foreign tour every four years. The foreign-touring Big Ten all-Star teams have traveled extensively to most of the European countries, and have even ventured to Australia and Japan.

Athletes also may be invited to participate in USA basketball tours abroad. Head Coach Jane Albright returned from Taiwan in 1996, where her Jones Cup team brought home the gold medal. Former Badger Barb Franke also competed in Taiwan and Canada as a member of two different USA teams.

Wisconsin's foreign tours have included what most of the athletes described as the trip of a lifetime in 1999, spending 14 days seeing the sights of Australia while playing four games. Many of the sites viewed during the 27th Olympiad held in September of 2000 in Sydney were visited by the Badgers.

BadgerBall had its first foreign tour in 1995 playing a four-game schedule while traveling to Paris, France, Antwerp, Belgium and London, England.

Plans are currently being made for the next foreign tour in Italy in August of 2003.

BADGERS ON TOUR

Keisha Anderson	Big Ten All-Star Tour - Japan	1995
	Olympic Festival-West, San Antonio, TX	1993
Emily Ashbaugh	Big Ten Tour - Switzerland, France	2001
Kyle Black	Big Ten Tour - Switzerland, France	2001
Tanisha Boston	Big Ten Tour - Sweden, Denmark	1996
Barb Franke	USA Basketball Junior Select - Canada	1992
	USA Basketball Jones Cup Team - Taiwan	1994
Missy Konieczny	Big Ten Tour - Germany, Belgium	1999
Tamara Moore	Big Ten Tour - Hungary, Slovakia, Austria	2000
Dee Dee Pate	Big Ten Tour - Sweden, Denmark	1998
Kelley Paulus	Big Ten Tour - Sweden, Denmark	1998
Stephanie Rich	Big Ten Tour - Netherlands, France	2002
LaTonya Sims	Big Ten ATour - Germany, Belgium	1999
	Jones Cup Tryouts	1998
Robin Threatt	USA Basketball Olympic Tryouts	1992
	Big Ten All-Star Tour - Australia	1992
Katie Voigt	Big Ten All-Star Tour - England	1994
Amy Wiersma	Big Ten All-Star Tour, Austria, Czech Republic, Slovakia	1997
Camille Williams	Big Ten All-Star Tour - Hungary	1993
Tracy Winkler	Olympic Festival - North, San Antonio, TX	1993

BadgerBall's Next Team Foreign Tour-ITALY 2003

BADGERS ABROAD



ABOVE: UW'S Keisha Anderson, currently with the WNBA's Washington Mystics, was part of the Big Ten all-Star team that toured Japan in 1995.

TOP RIGHT: STEPHANIE RICH PARTICIPATED IN THE BIG TEN EUROPEAN TOUR IN 2002.

RIGHT: Kelley Paulus and Dee Dee Pate joined the Big Ten all-Star tour in 1998 visiting Denmark and Sweden.



ABOVE: Jane Albright (second from left) poses with the Jones Cup USA Basketball team that won the gold medal in Taiwan in 1996.

RIGHT: The 2001 Big Ten All-Star team coached by Coach Albright enjoys a moment at the duty free shop after posting a 5-0 record on its European tour.

LEFT: Coach Jane Albright served as the head coach of the 1996 USA R. William Jones Cup team which competed over an 11-day period in Taiwan bringing home the gold medal with a perfect 9-0 record.



SEE THE USA WITH COACH 'A'



The Badgers have traveled coast-to-coast and to Alaska and Hawaii in search of the best competition and adventure. The juniors choose the tournament location for their senior season. The Badgers have ventured to big cities like New York, and scenic locales like Alaska or the Virgin Islands for tournaments.

Cities & States Where BadgerBall has Played (since 1994)

Alaska
Anchorage

Arizona
Tucson

Arkansas
Fayetteville

California
Palo Alto
San Francisco
Santa Barbara
Malibu

Florida
Gainesville

Georgia
Athens

Illinois
Bloomington
Champaign*
Chicago
Evanston*
Macomb

Iowa
Cedar Falls
Des Moines
Iowa City*

Indiana
Bloomington*
Indianapolis
Notre Dame
W. Lafayette*

Maine
Orono

Michigan
Ann Arbor*
East Lansing*
Grand Rapids
Kalamazoo

Minnesota
Minneapolis*

Nebraska
Lincoln

New Jersey
Piscataway

North Carolina
Raleigh

Ohio
Columbus*
Toledo

Pennsylvania
State College*

Tennessee
Knoxville
Nashville

Texas
Houston
Lubbock

Washington
Seattle

Wisconsin
Green Bay
Madison*
Milwaukee



Virgin Islands
St. Thomas

...
"Travel and the opportunity to be together in discovery situations is an important survival test. Players learn from each other and the coaches learn about the players. It's a win-win opportunity, and a lot of fun besides."


Jane Albright
...

*Big Ten City

BADGER POST CARDS



Badger travels have taken the team from coast-to-coast, to Alaska and the Virgin Islands, and from Europe to Australia. Pictured on this page are memories from Virgin Islands (UL), New York (UR), Santa Barbara (CL), Paris (CR), dog sledding in Alaska (LL) and Coach A meets women's basketball fan, Stephen King at the Maine tournament (LR).



BADGERBALL ON THE ROAD



Wisconsin combines travel, sight-seeing and competition in its event schedule. Above Coach A meets a Koala bear in Austrailia while the team marks its trip to Australia with a photo op in front of the Opera House in Sydney.

Right: The Badgers bundled up to explore Alaska in 1999, and (above) posed for a photo at the beach while attending the 2001 Paradise Jam Tournament in the Virgin Islands.

Right: Members of the UW team enjoy a scuba adventure on the Great Barrier Reef in Australia.



PROMOTING THE BADGERS

The popularity of BadgerBall is in part due to the efforts of Jane Albright, the players the marketing staff, and the great ideas the team and staff generate for posters.

Having fun is a part of Badger Women's Basketball, and sharing that fun with their fans is a high priority.


The players and coaches are available for autograph sessions after most

games, and their posters and trading cards have become collectors' items through the years.




BadgerBall Trading Cards


UW has produced collectible trading cards for women's basketball since the 1993-94 season.




2000-01
"A BadgerBall Odyssey"



1999-00
"BadgerBall Express
We Stop for No One!"



1998-99
"Wright Team, Wright Time"




1997-98
"Fine Art of Winning"



1996-97
"Blueprint for Success"



1995-96
"Encore!"



1994-95
"The Dawn of a New Era"

Jane Albright challenged the community to sellout the Kohl Center saying she would pay \$.25 per person to the Ronald McDonald House if UW had a sellout. Wisconsin set the Big Ten single game attendance record with a sellout of 17,142 on Jan. 20, 2002, and Coach A presented the check to representatives of the local Ronald McDonald House. The donation was also matched by the national Ronald McDonald charities.





WELCOME

TO THE
UNIVERSITY
OF
WISCONSIN

THE WISCONSIN EXPERIENCE

A World Class University.....	130
Top-Ranked Academics.....	131
Student Life.....	132
Student Housing.....	133
Famous Alumni	134
Administration.....	135
A Winning Athletic Program.....	136
Wisconsin Traditions.....	138
Academic & Student Services	139
BIG RED Life Skills Program.....	140
Endowed Athletic Scholarships	141
Sports Medicine	142
Strength & Conditioning	143
Wisconsin Sports Facilities.....	144
A Great College Town.....	148

A WORLD-CLASS UNIVERSITY

The University of Wisconsin-Madison, one of the nation's largest and most productive institutions of higher education, is dedicated to the support of academic freedom.

Founded in 1848, the first class of 17 students enrolled February 5, 1849. Today, UW-Madison ranks as the nation's ninth largest university with 41,552 students.

On a single campus, students can find a complete spectrum of liberal arts studies, professional programs and student activities. UW-Madison's academic reputation has been rated among the top 10 in many areas since 1910.

As one of the nation's first land-grant universities, UW-Madison maintains a strong research emphasis in agricultural and life sciences. Award-winning research spanning the academic disciplines, however, has earned UW-Madison a place among the world's elite institutions of higher education.

Wisconsin consistently ranks among the top 10 public universities in the United States. The quality of its undergraduate, graduate and research programs is recognized around the world.

The flagship school of the state UW system, UW-Madison offers the only public schools of law, medicine and veterinary medicine in the state and is one of only two state-supported schools to offer doctoral degrees.


One of the most picturesque college campuses in the country, UW-Madison sits along the shore of beautiful Lake Mendota. The city of Madison and the University were designed to be linked, signifying the interrelated nature of academic and political life at Wisconsin.

Bascom Hall serves as the centerpiece of the campus. It sits atop the beautiful tree-lined Bascom Hill, which offers a magnificent view of downtown Madison.

SCHOOLS & COLLEGES

College of Agricultural & Life Sciences
School of Business
School of Education
College of Engineering
School of Human Ecology
College of Letters and Science
School of Nursing
School of Pharmacy
Graduate School
School of Veterinary Medicine
Law School
Medical School

The Wisconsin campus covers 933 acres along the beautiful shores of Lake Mendota.



Top: Bascom Hall is the centerpiece of the UW campus and sits atop beautiful Bascom Hill..
Right: Allen Centennial Gardens represent gardening styles from around the world.



ACADEMIC PROGRAMS


138 Undergraduate Majors

185 Academic Departments

271 Doctoral, Master's and Professional Graduate Programs


4,224 Courses & 13,564 Sections

TOP-RANKED ACADEMICS



Top: Wisconsin has one of the largest research library systems in the country with 44 campus libraries holding more than six million volumes.

Right: Degrees are awarded in 138 undergraduate programs on the UW campus.



The University of Wisconsin consistently ranks among the top 10 public institutions in the United States. The quality of Wisconsin's undergraduate, graduate and research programs is recognized worldwide. Every published survey of faculty and administrators since the early 1900s has placed UW-Madison among the top education institutions in the country. The results of this quality are tangible. Wisconsin ranks second in the number of graduates who become chief executives in Fortune 500 companies and second in the number of Peace Corps volunteers. UW graduates DO make a difference.

► **U.S. News & World Report, 2003**—Ranks Wisconsin as the seventh best public university and 31st among all universities. The UW also ranked in the top five for academic reputation among public universities.

► **Fiske Guide to Colleges, 2003**—Gives the UW-Madison its highest academic ranking. In fact, UW-Madison is one of only eight public institutions in the country to receive the five-star rating. It is also one of 43 schools selected as "Best Buys."

► **Kiplinger's Personal Finance Magazine, 2000**—Ranked sixth among the 100 Best Values in Public Colleges

► **Princeton Review, 2002**—Lists Madison as 14th among great college towns.

THE GOURMAN REPORT

2001 Undergraduate Rankings

Agricultural Engineering	9th	Applied Mathematics	5th
Chemical Engineering	2nd	Astronomy	5th
Engineering Mechanics	2nd	Bacteriology	8th
Nuclear Engineering	4th	Biochemistry	4th
Chinese	8th	Biology	5th
German	2nd	Botany	4th
Greek	8th	Chemistry	10th
Hebrew	2nd	Computer Sciences	10th
Italian	8th	Earth Sciences	3rd
Japanese	9th	Genetics	4th
Accounting	10th	Mathematics	9th
Business Administration	8th	Statistics	4th
Finance	8th	Zoology	1st
Journalism/Mass Comm.	7th	Economics	9th
Marketing	10th	Geography	2nd
Nursing	10th	History	10th
Physical Therapy	4th	International Relations	8th
Social Work/Social Welfare	8th	Political Science	8th
		Sociology	1st

U.S. NEWS & WORLD REPORT

2003 Undergraduate Rankings

Business	11th
Engineering	12th

2002 Graduate Rankings

Applied Mathematics	T14th
Biological Sciences	T12th
Business	T46th
Computer Science	T10th
Education	6th
Engineering	T15th
Law School	T25th
Mathematics	T13th
Physics	T16th

STUDENT LIFE

More than 41,000 students populate the UW campus with almost 29,000 undergraduates, more than 8,000 graduate students and more than 2,000 professional students in numerous fields.

The University maintains one of the nation's most diverse student bodies. Students hail from every county in the state and every state in the nation, as well as from 108 other countries. Wisconsin ranks ninth in the nation for total international student enrollment.

Student life at UW-Madison is more than books, term papers, and exams. Some of the most important lessons learned at Wisconsin occur far from any lecture hall or lab.

The hub of student life on campus is the Memorial Union and its lakeside terrace. Here students study or socialize against a backdrop of sailboats, canoes, sailboards, kayaks and swimmers, while enjoying the sunshine and breezes from Madison's largest lake, Mendota.

...

"The primary purpose of the University of Wisconsin-Madison is to provide a learning environment in which faculty, staff, and students can discover, examine critically, preserve and transmit the knowledge, wisdom and values that will help ensure the survival of this and future generations and improve the quality of life for all."

...

OUTSIDE THE CLASSROOM

More than 670 registered student organizations

About 1,500 performing arts events each year

Campus has 325 acres of natural areas for teaching, research and public enjoyment plus the 1,262-acre arboretum

Five indoor athletic facilities and 63 areas of outdoor field space

Top: Library Mall near State Street
Left: Winter sledding on Bascom Hill
Bottom: The Memorial Union Terrace

STUDENT PROFILE

- 90% freshmen return after first year
- 87% freshmen come from the top 20% of their class
- 63% Wisconsin residents
- 53% women, 47% men
- 9% minority students
- 8% international students

STUDENT HOUSING

The University Residence Halls provide you with a comfortable, smoke-free living environment and many resources to help you succeed academically at the university.

Each UW-Madison residence hall has unique qualities based on its architecture, size, and location. But much of your living experience is ultimately shaped by the residents who live there. Each hall's "personality" changes every year based on the residents' contributions to their community.

The undergraduate residence halls are divided into smaller units called "houses" where 50 to 80 residents live and form a community. The tradition of the "house" as the nucleus of the community is a unique feature of the university residence halls. Since the earliest days of on-campus housing, student peer advisors called house fellows have lived among the students, fostering a sense of community and self-government. Most students share a double room with one other student. All students share same-gender bathroom facilities conveniently located on each residence hall floor.

Special Interest Housing—such as Women in Science and Engineering, the Multicultural Learning Community and Global Village

Food Services—Dining rooms offer an à la carte arrangement of individually priced items. You select and pay for only what you want by using your student ID card.

Computers—All rooms are wired for you to connect your computer for access to email or the internet.


RESIDENCE HALLS

Lakeshore

Adams
Bradley Learning
Community
Cole
Elizabeth Waters
Kronshage
Slichter
Sullivan
Tripp


Southeast

Barnard
Chadbourne
Residential
College
Ogg
Sellery
Witte



Top: The lakeshore residence halls located near Lake Mendota.
Middle: A courtyard area of the southeast residence halls.
Bottom: The Lakeshore Path is a popular transportation method near the lakeshore resident halls.

FAMOUS ALUMNI



UW's environmental studies program is named after Gaylord Nelson, former U.S. senator and founder of Earth Day.

Stephen E. Ambrose ('57, PhD '63), author, biographer, historian

Kenneth Behring ('51), owner, Seattle Seahawks

Dick Cheney (x'68), vice president of the United States

Joan Cusack ('84), actress ("Working Girl," "Grosse Pointe Blank," "In & Out")

Ron Dayne (x'00), 1999 Heisman Trophy winner

Michael Feldman ('70), host of public radio show "Whad'Ya Know?"

Jeff Greenfield ('64), news analyst, CNN

Jane Kaczmarek ('79), actress ("Malcolm in the Middle")



Astronaut Jim Lovell was portrayed by Tom Hanks in the movie "Apollo 13".

Herb Kohl ('56), U.S. Senator, owner Milwaukee Bucks

Charles Lindbergh (x'24), aviator who completed the first solo trans-Atlantic flight

Jim Lovell ('50), astronaut, Apollo 13 mission


D. Wayne Lukas ('57, MS '60) thoroughbred horse trainer

Steve Marmel, TV talk show host ("Pop Across America")

Buddy Melges ('51), America's Cup skipper

Steve Miller (x'67), rock singer

John Muir (1863), naturalist, father of national park system



Jane Kaczmarek, a 1979 graduate of Wisconsin, plays the mother Lois on "Malcolm in the Middle."

Gaylord Nelson (LLB '42), champion of environmental causes for more than half a century

Arthur C. Nielsen Sr. ('18), founder of A.C. Nielsen Co. (TV ratings)

Joyce Carol Oates (MA '61), novelist

Tom Pyle (MBA '63), chairman and president, Pyle Group, former chairman and CEO, Rayovac Group

Lee R. Raymond ('60), chairman and CEO, Mobil Exxon

Allan "Bud" Selig ('56), commissioner, Major League Baseball

Ben Sidran ('67), jazz pianist

Boz Skaggs (William Royce, x'66), rock singer

Tommy Thompson ('63, JD '66), U.S. Secretary of Health and Human Services

Daniel J. Travanti ('63), Emmy Award-winning actor ("Hill Street Blues")

Butch Vig ('80), musician, Garbage

Tom Wopat (x74), TV actor (The Dukes of Hazzard)


Frank Lloyd Wright (x1890), architect

x indicates year person would have graduated had he or she not left the university



Charles Lindbergh, shown here with his airplane The Spirit of St. Louis.

UNIVERSITY ADMINISTRATION



■ **JOHN WILEY**

John Wiley was named chancellor of Wisconsin in January 2001, becoming the university's 27th leader.


Prior to being named chancellor, Wiley served as the university's provost and vice chancellor for academic affairs. He was also the dean of the Graduate School and the university's senior research officer.

In his positions, Wiley has represented the institution for a variety of external constituencies. He has also been deeply involved in fundraising.

As provost, Wiley was chief operating officer and deputy chancellor working in the exercise of shared governance and the overall management of the institution.

Wiley received his bachelor's degree in physics from Indiana University in 1964. He attended graduate school at Wisconsin as a National Science Foundation fellow and received master's and doctoral degrees in physics in 1965 and 1968, respectively.

Wiley joined the Wisconsin faculty in the Department of Electrical and Computer Engineering in 1975. He was the co-founder of several highly successful research centers.




■ **PAT RICHTER**

Pat Richter, a former UW student-athlete, professional football player, and successful businessman, became Wisconsin's athletic director in December of 1989.

An All-America tight end for Wisconsin's 1963 Rose Bowl football team, Richter had a distinguished career with the National Football League's Washington Redskins from 1963-71. He was inducted into the National Football Foundation College Hall of Fame and the Rose Bowl Hall of Fame.

Richter earned his bachelor's degree in landscape architecture from the UW in 1964, earning Academic All-America honors in 1962. He was named Wisconsin's Big Ten Medal of Honor recipient in 1963. Richter received his law degree from the UW in 1971. In 1995, he was inducted into the Verizon/CoSIDA Academic Hall of Fame, and was honored as an NCAA Silver Anniversary Award winner for post-college achievements.

After employment with a Madison law firm, he joined the Oscar Mayer Foods Corp., becoming vice president of personnel prior to joining the athletic department staff.



■ **DAVID MCDONALD**

David McDonald, the former chair of the UW Athletic Board, is in his second year as the special assistant to the chancellor for athletics.

McDonald, a professor in the history department, was a member of the board since 1994 and chaired the personnel committee for one year.

A UW professor since 1988, McDonald offers courses in the history of pre-revolutionary Russia, as well as modern Europe. His research and publications cover a variety of topics including: bureaucratic politics in the early twentieth century, nineteenth century Russian thought, and the social history of the eighteenth century nobility.

A native of Saskatoon, Sask., in Canada, McDonald earned his bachelor's and master's degrees at the University of Toronto. He received his Ph.D. from Columbia University.

A WINNING ATHLETIC PROGRAM

The University of Wisconsin–Madison offers its student-athletes one of the premier intercollegiate athletic programs in the country. It's student-athletes receive the best in education, coaching, support services, travel and competition on the national and conference levels.

Celebrating more than 100 years of competition in some men's sports, Wisconsin's men's teams compete in basketball, cross country, football, golf, ice hockey, rowing, swimming and diving, soccer, tennis, track and field, and wrestling.

Established July 1, 1974, the 12-sport women's athletic program offers basketball, cross country, golf, ice hockey, lightweight rowing, openweight rowing, soccer, softball, swimming and diving, tennis, track and field, and volleyball.



2001-02 BIG TEN CHAMPIONS

Men's Basketball

Men's Cross Country

Men's Outdoor Track & Field

Volleyball

Top: 2002 Big Ten Outdoor Men's Track & Field Champs



Middle Left: 2001-02 Big Ten Men's Basketball Champs

Middle Right: 2001 Big Ten Volleyball Champions

Bottom: 2001 Big Ten Men's Cross Country Champions

2001-02 NCAA/ NATIONAL FINISHES

Basketball	
Men	Second Round
Women	First Round
Cross Country	
Men	5th place
Women	Indiv. Qualifier
Golf	
Men	Indiv. Qualifier
Women	Regional
Rowing	
Men	Ten Eyck Trophy
Ltwt. Women	2nd
Softball	Regional
Swimming	
Men	18th place
Women	14th place
Tennis	
Men	Indiv. Qualifier
Women	Second Round
Indoor Track & Field	
Men	28th place
Outdoor Track & Field	
Men	T21st place
Women	T59th place
Volleyball	Regional
Wrestling	T26th



Top: Danny Westerman wrapped up his UW career with the men's tennis team as a three-time All-Big Ten player.

Middle: Andrea Kirchberg earned All-Big Ten honors in leading the Wisconsin softball team to the NCAA tournament for the second consecutive year in 2002.


Bottom: The Wisconsin men's rowing team won its fourth consecutive Ten Eyck trophy at the Intercollegiate Rowing Association Regatta.

NCAA CHAMPIONSHIPS




In the last eight years, the University of Wisconsin has hosted five NCAA Championships.



The Badgers have played host to the NCAA Men's Ice Hockey Championship in 1993 and 1997. The 1993 event sold out in three months, the fastest sellout in NCAA hockey history.



Wisconsin played host to the NCAA Women's Volleyball Championship in 1993 and 1998. The Badgers shattered the attendance records for the championship match and two-day event both years.



The UW was also the site of the 1998 NCAA Division I Women's Golf Championship. The event was the first national championship held at University Ridge Golf Course and the first women's championship shown live on national television.

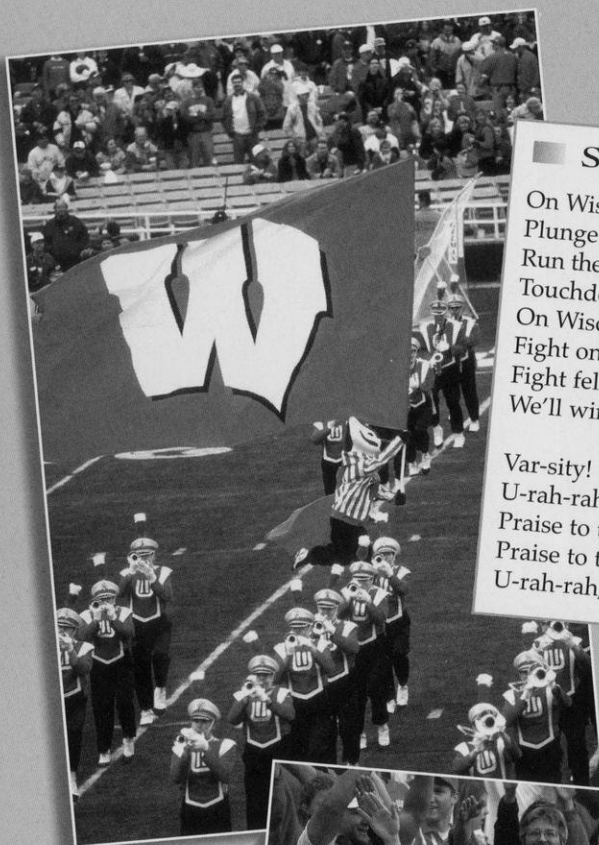


The NCAA Men's Basketball Tournament came to Wisconsin in 2002 when the Badgers played host to a regional in the Kohl Center.

UW IN THE SEARS DIRECTORS' CUP

1993-94	12th	1998-99	T25th
1994-95	17th	1999-00	17th
1995-96	18th	2000-01	20th
1996-97	24th	2001-02	26th
1997-98	T34th		

WISCONSIN TRADITIONS



Top: Bucky Badger and the UW Marching Band—two of Wisconsin's honored traditions.

Right: Badger fans wave their arms during the singing of the UW alma mater "Varsity."



SCHOOL SONGS

On Wisconsin, On Wisconsin
Plunge right through that line,
Run the ball clear down the field, boys
Touchdown sure this time.
On Wisconsin, On Wisconsin
Fight on for her fame.
Fight fellows, Fight! Fight! Fight!
We'll win this game!

Var-sity! Var-sity!
U-rah-rah! Wisconsin!
Praise to thee we sing
Praise to thee our alma mater
U-rah-rah, Wisconsin!

BADGER NICKNAME

The nickname "Badgers," was borrowed from the state of Wisconsin, which was dubbed the "Badger State." The name didn't come from the animals in the region, but rather from an association with lead miners in the 1820s. Without shelter in the winter, the miners had to "live like Badgers" in tunnels burrowed into hillsides.

BUCKY BADGER

Although badgers in various forms had been the University of Wisconsin mascot for decades, the version that is currently known as Bucky, sporting a cardinal and white sweater, was first drawn in 1940 by professional illustrator Art Evans.

In 1949, a student wore a badger outfit with a papier-mâché head at the homecoming game. A pep rally was held to determine the mascot's name—Buckingham U. Badger.

BUD SONG

An integral part of any Wisconsin band performance is the playing of the Bud song. The tune is a spinoff of the song "You've said it all," a jingle with words and music originally written by Steve Karen for Budweiser beer commercials. The song has become legendary at the UW because of its polka-like rhythm.

FIFTH QUARTER

The Wisconsin band has become nationally famous for its post-game celebration called the Fifth Quarter. Win or lose, fans sing, dance and cheer the band as it plays traditional favorites like "On, Wisconsin" and the Bud song.

ON WISCONSIN

The tune was composed in 1909 by William Purdy, with the words written by UW alumnus Carl Beck, who rewrote them in 1951. Some 2,500 schools and colleges have adopted the music and changed the words to suit their needs.

WISCONSIN ATHLETICS MISSION STATEMENT

The Division of Intercollegiate Athletics at the University of Wisconsin-Madison dedicates itself to the mission of providing athletic opportunities to a wide range of students and an environment in which all student-athletes can achieve their academic and competitive goals. The Division strives to provide equitable opportunities for all student-athletes and staff, regardless of gender or ethnic background. To honor its academic mission and that of the university, the Division supports the educational aspirations, academic progress and general welfare of the student-athlete. In competition, the Division fosters principles of sportsmanship, respect and fair play. In all of its activities, the Division insists on integrity, ethical conduct and accountability.

ACADEMIC & STUDENT SERVICES

The mission of the Academic Affairs Office is to provide student-athletes with the maximum opportunity for academic and athletic excellence. Wisconsin student-athletes have a history of academic success and much of the credit for that impressive record is due to the advising system.

Director David Harris supervises a staff of five advisors and three learning specialists who conduct the program offered to the nearly 750 student-athletes. The advising staff of Mary Weaver-Klees, Thomas Browne, Chris Butler, Jerry Darda and Alan Zussman along with learning specialists Doug Tiedt, Maryellen Rock and Nancy Gatyas, have a comprehensive understanding of academics at Wisconsin, and a permanent line of communication with all university departments. The staff renders quality academic and personal support to student-athletes and assists coaches in providing the best possible collegiate experience.

For those student-athletes who request assistance, advising sessions are offered on a one-to-one basis at a time appropriate for the athlete. Athletes are degree-oriented while allowing for the flexibility to explore different areas. The advising staff takes a personal approach to each athlete in determining his or her individual needs, personal or academic.

Student-athletes at Wisconsin receive recognition for outstanding academics in a number of ways. The Big Ten Conference honors scholar-athletes with Academic All-Big Ten honors while the UW Athletic Board recognizes Athletic Board Scholars for the highest grade point average in each sport. In addition, student-athletes may be nominated for Academic All-America honors through the sports information office.



The Fetzer Student Athlete Academic Services Center, a state-of-the-art facility located in the lower level of the McClain Center, opened in 1997. The \$2.1 million center is one of the best in the nation and includes 11 study rooms, a computer room, and a 55-seat auditorium.

FETZER STUDENT-ATHLETE CENTER

The Fetzer Student Athlete Academic Center has been helping Wisconsin student-athletes to achieve their academic goals since 1997.

The 15,000 square-foot, state-of-the-art facility serves the needs of all men and women student-athletes. The center features an open area with carrels that can accommodate up to 30 students. There are 11 study rooms of different

shapes and sizes, including a 55-seat auditorium. A computer room houses 40 PCs while the entire center is wired with voice/data jacks and power ports.

Student-athletes can drop in before practice or between classes to study or meet with the advisors and grant-in-aid staff whose offices are also located in the center.

STUDENT RESOURCES

Dean of Students Office
Division of Information Technology
International Student Services
McBurney Disability Resource Center
Morgridge Center for Public Services
Multicultural Student Center
Race Relations Education Program
TRIO Student Support Services
University Health Services

BIG RED LIFE SKILLS PROGRAM

Building Integrity while Growing through Responsible and Educated Decisions

MISSION STATEMENT

The Division of Intercollegiate Athletics at the University of Wisconsin-Madison dedicates itself to providing athletic opportunities to a wide range of students and an environment in which all student-athletes can achieve their academic and competitive goals.

The BIG RED Life Skills Program provides the necessary support to enable student-athletes to grow intellectually, physically, socially, emotionally and ethically.

ACADEMIC EXCELLENCE

The No. 1 goal of the BIG RED program is to help student-athletes be successful in the classroom. Through the Fetzer Academic Center, student-athletes have a number of services available to help them achieve their academic goals.

- ◆ Academic Assessment
- ◆ Advising and Counseling
- ◆ Learning Strategies and Support
- ◆ Honors, Awards, and Recognition
- ◆ Supervised Study Programs
- ◆ Academic Mentorship

ATHLETIC EXCELLENCE

The BIG RED program is committed to providing a broad-based program with qualified coaching, medical staff and facilities operation, and maintenance.

Support is provided in the areas of:

- ◆ NCAA compliance education
- ◆ Strength training and conditioning
- ◆ Marketing and promotions
- ◆ Media relations and publicity



Members of the volleyball team participate in Read Across America with Dr. Seuss characters and U.S. Representative Tammy Baldwin.

A COMMITMENT TO SERVE

The BIG RED program assists student-athletes in selecting reputable service organizations in which to give back to the Madison community. Student-athletes may be provided transportation to and from service activities, which are scheduled around class and practice times.

- ◆ Big Brothers and Big Sisters
- ◆ Habitat for Humanity
- ◆ Special Olympics
- ◆ United Way
- ◆ Amanda the Panda

CAREER PREPARATION

In order to prepare for life after college, student-athletes are encouraged to plan for long-range goals.

- ◆ Career Awareness—Interest Inventories, Skills Assessment, Multimedia Career Information
- ◆ Career Exploration—Internships, Cooperative Education Experience, Summer Jobs
- ◆ Job Placement—Resume Preparation, Interview Skills Training, Job Search Skills, Career Networking

DEVELOPMENT OF PERSONAL GROWTH

Student-athletes are people first and the BIG RED program aids in developing skills that will be used their entire life.

- ◆ Understanding Diversity
- ◆ Goal Setting
- ◆ Communication Skills
- ◆ Social Development—Establishing relationships, manners and etiquette
- ◆ Personal Health and Wellness
- ◆ Violence Prevention Training
- ◆ Fiscal and Time Management

DEVELOPMENT OF LEADERSHIP

A student-athletes' college years are crucial in developing a person's life-long attitudes and beliefs. The BIG RED program believes that:

- ◆ Student-athletes should be encouraged to identify personal values and goals.
- ◆ Student-athletes should be encouraged to establish a work ethic that will enhance personal achievement.
- ◆ Personal achievement can be molded into team goals.
- ◆ Student-athletes who have positive purpose and direction, and can influence others, will be winners in life.

ENDOWED ATHLETIC SCHOLARSHIPS

As more and more colleges and universities turn to innovative and effective ways of meeting the mounting financial challenges of supporting their intercollegiate athletic programs, it becomes increasingly evident that one of the most successful strategies is the establishment of endowed athletic scholarships.

At the University of Wisconsin-Madison, endowment funds to support athletic scholarships are normally created through gifts to the UW Foundation. A portion of the income from the endowed fund is used each year for scholarship support, and the remainder is reinvested in the principal.


The following endowed scholarships, named for the donor or for someone the donor wishes to honor, provide full or partial grants-in-aid to Badger student-athletes. Many thanks to our generous supporters!

For information about how to create a named scholarship in men's or women's athletics or how to contribute to an established endowment, please contact Trent Jackson, Director of Development for Intercollegiate Athletics, UW Foundation, 1848 University Ave., Madison, WI 53705; Phone: (608) 262-7225; trent.jackson@uwfoundation.wisc.edu

Endowed Scholarships

Michael & Edith Agazin Memorial (football)
Theodore & Marcella Albrecht (any sport)
Barry & Cindy Alvarez (football)
Alan Ameche (football)
Anita J. Angus (any sport)
Badger Advantage Club (womens tennis)
Badger Crosscourt Club (mens tennis)
P. Goff Beach Memorial (any sport)
Art Brazy (football)
Neal Brunner (any sport)
Dick & Marlene Cable (mens basketball)
Rex Capwell (mens basketball)
Charles H. Carpenter (football)
Bob & Honner Cooper (womens swimming)
Robert J. Curry Family (football)
Raymond M. & Margaret F. Davis (football)
Ron Dayne (football)
Jim Demetral (football)
Alfred & Bernice De Simone (football)
Jim Doriot (any sport)
Chuck & Jane Ellis Scholarship in honor of John L. Riley (mens hockey)
Peter Gambino Memorial (mens golf)
John Gerlach Memorial (any sport)
Mel Goldin Memorial (mens track)
Sarah Gornick Memorial (crew)
Alice Higgitt Helminiak (womens tennis)
Elroy Hirsch (football)
John Jardine Memorial (football)

Warren R. Jollymore Memorial (any sport)
Jim Kalschur/Ron Krantz Mens Athletics (any sport)
Jerry & Kelley Kilcoyne (football)
Ron Krantz Scholarship in honor of John Jardine (football)
Ken & Betty Kruska (football)
Forrest & Mildred Kubly (any sport)
Mildred K. & Kenneth J. Kuebler (any sport)
Charles F. LaBahn (swimming)
Lakeland Union High School (any sport)
Lloyd Larson (football)
Edessa K. Lines Womens Athletics (any sport)
Marnee Loeffler Memorial (mens hockey)
Steve Lowe Memorial (volleyball)
Richard Ludtke Memorial (mens basketball)
George A. Martin Memorial (wrestling)
Jim McCallum Memorial (mens basketball)
Henry McCormick Memorial Mens Athletics (any sport)
Richard W. & Ellen H. Meister (mens basketball)
John Messmer (football)
Gary Messner (football)
Tim & Beth Mielcarek (mens basketball)
Charlie Mohr Memorial Mens Athletics (any sport)
Frank Molinaro Memorial (womens golf)
Robert Monteith (football)
David R. & Anne G. Nerenz (mens soccer)
Albert O. Nicholas (mens basketball)
Kit Saunders Nordeen Womens Athletics (any sport)
Harold Ofstie Memorial (any sport)
Francis A. Ogden & Mary Louise Monteith (football)
Kathryn E. Parkinson (any sport)



The Pat Richter Scholarship, named for UW Athletic Director Pat Richter, is presented annually to a UW football player.

Ralph E. Petersen (mens swimming)
Eugene C. Peterson (any sport)
H.H. Petrie Memorial (hockey)
James Plopper (any sport)
Purple Moon Foundation (womens basketball)
Floyd W. & Ruth B. Radel (football and mens basketball)
Thomas F. Radke Memorial (football)
Louis F. Reinke (mens hockey)
Frank J. Remington Fellowship (any sport)
Pat Richter Scholarship (football)
Fred H. Ripley (crew)
Carol Robinson (any sport)
Paul & Diane Root (football)
Harold & Doreen Scales (any sport)
William E. Schmidt (any sport)
Ursula Schmitt Womens Athletics (any sport)
Armund J. Pug Schoen (mens tennis)
Schreiner-Hoskins (football)
Kenneth M. Schricker Memorial (football)
Peter Daniel Seligman (football)
George Shinnery Family Athletics (any sport)
Marv & Judy Siegert Athletics (football)
John Simcic Educational (football)
C. Harvey Sorum Memorial (mens tennis)
William & Eva Mae Stolte Memorial (any sport)
Guy Sundt (mens track or cross country)
Peter Tegen (womens track or cross country)
Verick/Gasparado Family (mens basketball)
Charles H. Vogts (mens basketball)
Gerald A. & Lucy Welch (football)
Francis A. & Elizabeth N. Wiesner (any sport)
Tom Wiesner (football)
John McMynn Williams (mens basketball)
Wisconsin Eastern Alumni (any sport)
Wisconsin Golf Club (golf)
Wisconsin Mens Hockey Fund (mens hockey)
Wisconsin Wrestling Endowment (wrestling)
John E. & Glenn M. Wise (mens basketball)
Womens Intercollegiate Sports Club (any sport)
George L. Wright (track or cross country)

Estate/Deferred/Insurance Gift

Perry Armstrong (football)
Charles Claflin (womens sports)
Roger Dornburg
Ronald McDevitt (swimming)
John B. Menn (football)
William Nathenson Memorial (football)
Milton Neshek
Michael M. Nicholson (football)
William Schultz (football)
Tom Talbot (wrestling)
L.N. Van Dyke (football)

Program and Operational Support

Oscar and Ellie Damman Memorial
Robert and Irwin Goodman
James E. Ivins Mens Crew Endowment
Jean W. Kilgour Womens Athletics Endowment Fund
Phillip W. Mork Family Crew Endowment
Howard and Helen Rogers Estate/Crew

Scholarships are for any sport unless specified.

SPORTS MEDICINE

The sports medicine staff provides all University of Wisconsin student-athletes with high quality health care. Wisconsin's Sports Medicine program features state-of-the-art facilities and the services of leading sports medicine and health care professionals.

The sports medicine staff consists of team physicians, dentists, athletic trainers, and other medical and allied health professionals. The day-to-day care, prevention, and treatment of injuries to Wisconsin athletes is supervised by a staff of 11 full-time and two graduate assistant National Athletic Trainers Association (NATA) certified and State of Wisconsin licensed athletic trainers.

Under the direction of head athletic trainer Dennis Helwig, the Sports Medicine program focuses on injury prevention. Staff members Beth Cranley, Chuck Hart, Andy Hrodey, Jan Helwig, Mike Moll, Henry Perez-Guerra, Laura Walluk, Ian Wood, and Chad Gabbard utilize functional measures, measure physiological capacity and outline programs to improve flexibility. Full-time nutritionist Jeremy Isensee provides dietary analysis and supervises training table meals to enhance the performance of the student-athletes.

The Sports Medicine facility in the McClain Center features an extensive collection of therapeutic and rehabilitation equipment including a 50-foot, two-lane-rehabilitation pool, and an on-site x-ray facility. Considered one of the nation's finest, the McClain Sports Medicine Center offers an environment conducive to expedient care, and a healthy return to competition.

Should an injury occur, athletes are seen immediately by team physicians affiliated with the world-renowned UW Hospitals and Clinics. Medical director Dr. Ben Graf is responsible for all services provided to student-athletes. Orthopedic care is directed by team physician Dr. John Orwin while general medical care is directed by the head of primary care, Dr. Greg Landry.

In addition to the headquarters in the McClain Athletic Facility, auxiliary athletic training rooms are located in Camp Randall Stadium, Natatorium, UW Field House, and the Kohl Center. All training areas are equipped with the finest therapeutic modalities and rehabilitative apparatus.



The McClain Sports Medicine facility is considered one of the nation's finest and features an extensive collection of therapeutic and rehabilitation equipment including a 50-foot, two-lane-rehabilitation pool (bottom), and an on-site x-ray facility.



Head Athletic
Trainer Dennis
Helwig

"The University of Wisconsin Sports Medicine Program is designed to provide the student-athletes of UW access to high-quality sports medicine care, and through personal interaction, enhance the academic and athletic experiences of each individual."

*UW Sports Medicine
Mission Statement*

STRENGTH & CONDITIONING


The Wisconsin strength and conditioning program is a key component of all of the Badger teams' success on the playing field. The program's goal is to increase the overall performance of each student-athlete, prevent injuries and help athletes reach their potential.

Head strength and conditioning coach John Dettmann along with assistant coaches Brian Bott, Ryan Feek, Paul Goodman, Scott Hettenbach, Kerri Ariens, and Jim Snider work with the UW coaches to develop training programs to enhance each athlete's performance.

Badger athletes work on their strength programs in weight rooms in the McClain Center, Camp Randall Stadium and Kohl Center.

The McClain Center weight room is the largest of the facilities and features more than 45,000 pounds of free weights and more than 50 weight machines. The room has seven squat racks, eight bench press stations, eight flat-to-incline benches, six Olympic lift platforms and numerous other free weight stations.

The Badger Den is comprised of purely free weight equipment. There are five power stations with each station consisting of a platform for Olympic style lifting as well as a squat rack, bench press, incline bench press, pull-up station and a station to do dips. There is also three lat-pull machines and seated row machines. The Stadium weight room has a complete set of dumbbells from five pounds to 85 pounds. There is also a set of plyometric boxes for plyometrics and for alternative leg exercises.



Top: The weight room in the McClain Center has more than 45,000 pounds of free weights and more than 50 weight machines.

Bottom: The Badger Den in Camp Randall Stadium has all free weight equipment.

“The goal of the Wisconsin strength and conditioning program is to train for total athletic excellence. We profile each student-athlete upon arrival and set up specific training regimens to help athletes reach their individual potential. The plan is to build overall strength, speed, agility and stamina. Our program is comprehensive and the end result is that we are as productive on the athletic field as possible.”

John Dettmann

Strength & Conditioning Coordinator



**Head Strength
& Conditioning
Coach John
Dettmann**

WISCONSIN SPORTS FACILITIES



Top: Camp Randall Stadium is the home of the football Badgers and has a seating capacity of 76,634. Plans are underway to renovate the stadium, increasing seating and adding an athletic department office building.

Right: The McClain Athletic Center features a 90-yard indoor practice field with artificial turf. The lower level houses the Fetzer Student Academic Center, the Sports Medicine headquarters, a fully equipped weight room, and locker rooms for football, track, softball, and soccer.






Left and Below:
The Kohl Center is the home of the Badger basketball and hockey teams. One of the finest on-campus athletic facilities in the nation, the \$76 million structure includes a separate practice gym, locker rooms, lounge areas, and coaches' offices.



Left: Wisconsin's rowing programs look forward to a renovated boat house in 2004.



Left: The Wisconsin Field House, which seats 10,600, is the practice and competitive facility for the Badger volleyball team as well as the competitive facility for the wrestling squad.

Below: The Goodman Brothers Softball Complex has an NCAA-regulation, natural grass field with a centerfield distance of 220 feet, and foul line distances of 200 feet. The facility includes dugouts, locker areas, players' lounge, grandstand seating for 1,600, and media facilities.



Above: The swimming and diving teams have two pools for practice and competition. The Natatorium contains an eight-lane, 25-yard pool equipped with an automatic timing system and digital readout score board. The 50' x 40' diving well is fitted with three one-meter and two three-meter boards. The Southeast Recreational Facility (pictured above) features an indoor long course pool with movable bulkheads.

Right: Nielsen Tennis Stadium is the year-round home of the Badger tennis teams. The stadium features 18 tennis courts (12 indoor and six outdoor), five squash courts, one squash doubles court, and seats 1,500 spectators.





Top: University Ridge, one of the finest golf courses in the Midwest, features a par-72, 18-hole course, 15,000-square foot practice green and a 5,000-square foot chipping green.

Right: The outdoor track and soccer complex, which is fully lighted, features a 400-meter Martin rubber surface with throwing and jumping areas in the infield. The soccer field is Olympic size and has natural grass.



Left: The Camp Randall Memorial Sports Center or Shell, which seats 2,500 fans, features a 200-meter Martin rubber track with throwing and jumping areas in the infield.

A GREAT COLLEGE TOWN

A progressive, cosmopolitan city of more than 200,000, Madison is home to the world-class University of Wisconsin, the seat of state government, and an eclectic, electric atmosphere that energizes any visitor's stay.

Madison offers both small town charm and a range of cultural and recreational opportunities usually found in much larger cities. And, with four lakes and more than 200 parks, it is one of the nation's most scenic cities. A host of picturesque communities, many retaining their strong ethnic heritage, surrounds the city.

"Mad City" offers the "big city" spheres of politics, arts and entertainment, as well as the attributes of a small town. It is a family and action-oriented community that promotes participation in government, education, the arts, sports and recreational activities. With a robust economy and low crime rate, Madison has resources and opportunities that rival cities many times its size.

Madison consistently ranks as a top community in which to live, work, play and raise a family. It was named the best place to live in America in 1996 by *Money* magazine. Again, in 1998 *Money* magazine rated Madison the best mid-sized city in the Midwest. The magazine also rated Madison as one of the top 15 "great sports towns" in the country. *A&E Network* cited it as one of the Top 10 Cities to Have It All.

• • •

"Students love their hometown, 'a great place with so much to do. Everyone finds something.' Student life centers on State Street, which 'has many restaurants and shops to choose from and offers many job opportunities for students.' For a small Midwestern city, Madison is truly an oasis of culture."

Princeton Review, 2002

• • •



Top: The State Capitol is the center of Madison's isthmus between lakes Mendota and Monona.

Middle: State Street is home to numerous shops and restaurants.

Left: The Dane County Farmers' Market is one of many things that make Madison special.

Life in Madison



September 2002

#7 Best Public University in America
2003 *America's Best Colleges*, published
by *U.S. News & World Report*

May 2002

#3 Great Medium-sized
Cities/College Towns
ePodunk.com

May 2002

#2 Best Place to Live and Work
in America
BestJobsUSA.com

March 2002

#1 Best (small) Cities for Women
Ladies Home Journal magazine

November 2001

#2 Mid-size City in the Country
for Cycling
Bicycling magazine

March 2001

#6 Best City for Families
Child magazine

September 2000

One of the Nation's Best Small
Cities for Families
Family Fun magazine

September 2000

#5 Fittest City in America
Shape magazine

September 1999

#2 of 25 Great Towns for Raising an
Outdoor Family
Outdoor Explorer magazine

September 1999

One of the Top 10 Cities to Have It All
A & E Network

September/October 1999

Best City For Quality of Life
Business Development Outlook magazine

August 1999

#2 America's Most Kid-Friendly Cities
Zero Population Growth

August 1999



#10 University for Women Athletes
Sports Illustrated for Women magazine

July 1998 & July 1996

#1 Best Places to Live in America
Money magazine

March 1998

#1 America's Most-Wired Cities
International Demographics



WISCONSIN BADGERS

2002-2003 WOMEN'S BASKETBALL SCHEDULE

NOVEMBER

SUNDAY	10	WISCONSIN AAU SELECT (Exh.)	1:30 PM
THURSDAY	14	BRAZIL (Exh.)	7 PM
Friday	22	at Northern Illinois	7 PM
SUNDAY	24	UW-GREEN BAY	1:30 PM
Fri-Sat.	29-30	at Pepperdine Tournament, Malibu, CA	
Friday	29	Pepperdine vs St. John's 7pm	
		Texas-Arlington vs Wisconsin 9 pm	
Saturday	30	Consolation 4:15 pm; Championship 7:00 pm CST	

DECEMBER

Monday	2	at Washington (Seattle, WA)	9 PM
THURSDAY	5	BALL STATE	7 PM
TUESDAY	10	EASTERN ILLINOIS	7 PM
Saturday	14	at Drake	2 PM
MONDAY	30	SAN FRANCISCO	7 PM

JANUARY

THURSDAY	2	PENN STATE	7 PM
SUNDAY	5	MARQUETTE	1:30 PM
THURSDAY	9	PURDUE	7 PM
Sunday	12	at Illinois (ESPN/ESPN2)	1 PM
THURSDAY	16	OHIO STATE (FOX SC)	7 PM
SUNDAY	19	ILLINOIS	1:30 PM
Tuesday	21	at Iowa (FOX SC)	7 PM
Friday	24	at Indiana	6 PM
SUNDAY	26	ARIZONA	1:30 PM
Thursday	30	at Northwestern	7 PM

FEBRUARY

SUNDAY	2	MICHIGAN	1:30 PM
THURSDAY	6	MICHIGAN STATE	7 PM
Sunday	9	at Ohio State	1 PM
Thursday	13	at Michigan	6 PM
SUNDAY	16	INDIANA	1:30 PM
SUNDAY	23	IOWA	1:30 PM
Thursday	27	at Minnesota	7 PM

MARCH

Sunday	2	at Penn State	1 PM
Thur-Mon	6-10	at Big Ten Tournament, Indianapolis, IN	
Fri-Mon	21-24	NCAA Tournament (1st and 2nd rounds)	
Sat, Mon.	29, 31	NCAA Regionals	
Sun., Tues.	6, 8	NCAA Final Four, Atlanta, GA (Georgia Dome)	

All Times Central.

Game times are subject to change.

All home games, indicated in CAPITAL LETTERS, are played at the Kohl Center

Ticket Orders: 608-262-1440 or 1-800-Go Badgers

Online: UWBADGERS.COM

UWBADGERS.COM

The Official Website
of Wisconsin Athletics

