



**LIBRARIES**  
UNIVERSITY OF WISCONSIN - MADISON

## Cambridge Cardiac Diagnostic Instruments advertisement.

[s.l.]: [s.n.], 1960

<https://digital.library.wisc.edu/1711.dl/VFCYSF2HL6JO58R>

<http://rightsstatements.org/vocab/InC/1.0/>

The libraries provide public access to a wide range of material, including online exhibits, digitized collections, archival finding aids, our catalog, online articles, and a growing range of materials in many media.

When possible, we provide rights information in catalog records, finding aids, and other metadata that accompanies collections or items. However, it is always the user's obligation to evaluate copyright and rights issues in light of their own use.

# CAMBRIDGE CARDIAC DIAGNOSTIC INSTRUMENTS

## "Trans-Scribe"

The Battery-Operated Electrocardiograph



Designed to give the same accurate and dependable records associated with Cambridge instruments for more than forty years.


## "Versa-Scribe"

The Versatile Electrocardiograph




The completely new portable instrument providing greatly improved performance and versatility not found in any other direct writing electrocardiograph.

## External Defibrillator



A portable, self-contained unit that simplifies, speeds and standardizes cardiac resuscitation.



## "Tele-Scribe"

For on-the-spot diagnosis . . . by telephone. The Cardiologist can now receive and evaluate the EKG of a patient miles away, while the EKG is being taken.

## Dye-Dilution Curve Recorder




Records changes of concentration of a dye injected at selected sites in the venous circulation. Determines cardiac output; detects and locates cardiac shunts.

## Audio-Visual Heart Sound Recorder



Enables the Doctor to simultaneously HEAR, SEE and permanently RECORD heart sounds.



## Pulmonary Function Tester


A completely integrated, easy-to-use instrument for the determination of such functions as Functional Residual Capacity, Tidal Volume, Vital Capacity, Total Lung Capacity, Total Breathing Capacity, Basal Metabolic Rate, etc.

## Operating Room Cardioscope



Provides continuous observation of the Electrocardiogram and heart-rate during surgery. Warns of approaching cardiac stand-still. Explosion-proof.

## Multi-Channel Recorders



For physiological research, cardiac catheterization and routine electrocardiography.

## CAMBRIDGE ALSO MAKES

**CENTRAL MONITOR SYSTEMS**—For surgery, intensive care and recovery room.

**RESEARCH pH METER**—For biological and research work. Sensitive to .005 pH, readings reproducible to .01 pH.

**HUXLEY ULTRA MICROTOME**—For cutting sections with exceptional uniformity between thicknesses of 100° A and 1500° A, in 50° A steps, for use with the electron microscope.

Send for Descriptive Literature

**CAMBRIDGE INSTRUMENT CO., INC.**

Graybar Building, 420 Lexington Ave., New York 17, N.Y.

Cleveland 2, Ohio  
8419 Lake Avenue

Detroit 37, Mich.  
13730 W. Eight Mile Rd.

Oak Park, Ill.  
6605 West North Avenue

Jenkintown, Pa.  
479 Old York Road

Silver Spring, Md.  
933 Gist Avenue

PIONEER MANUFACTURERS OF THE ELECTROCARDIOGRAPH