



LIBRARIES

UNIVERSITY OF WISCONSIN-MADISON

Hamilton homemaking equipment. Catalog AL-476 1961

[s.l.]: [s.n.], 1961

<https://digital.library.wisc.edu/1711.dl/ITTQ6JEOQXJAF8N>

<http://rightsstatements.org/vocab/InC/1.0/>

The libraries provide public access to a wide range of material, including online exhibits, digitized collections, archival finding aids, our catalog, online articles, and a growing range of materials in many media.



When possible, we provide rights information in catalog records, finding aids, and other metadata that accompanies collections or items. However, it is always the user's obligation to evaluate copyright and rights issues in light of their own use.

Two Rivers Industries
Hamilton Mfg. Co

Two Rivers - Hamilton Industries

A.I.A. 35C

Hamilton



JOSEPH MANN LIBRARY
TWO RIVERS, WISCONSIN

HOMEMAKING EQUIPMENT

Catalog AL-476

COLORFUL SETTINGS FOR INSTRUCTIONAL CENTERS

Color Harmony is now a reality through the efforts of Hamilton research. Pleasant surroundings have a marked effect on the attitude of student and instructor alike.


Material Finishes Colors

Standard colors are Blonde, Sahara, Honey Maple, Saddle Brown, Driftwood and Granite Gray. These are applied to beautifully grained hardwood exteriors. In addition, sliding doors for wall units are available in a variety of materials and harmonizing colors. Among these are: Mosaic board, plastic surface straw prints, enameled hardboard and glass. Pleasing, colorful effects may be obtained by combining various materials and colors in the same or adjoining units.

INDEX

(Numerical Index, Inside Back Cover)

	Page
Accessories	20
Apron Cases	9, 16 & 33
Base Units — 29" Counter Height	21
Base Units — 36" Counter Height	13, 14, 22, 23 & 24
Bed & Linen Storage	9 & 33
Built-in Oven Units	15 & 34
Built-in Range Units	13 & 23
Chalkboards	6
Chart & Magazine Case	11, 30 & 32
Child Care & Home Nursing Cases	9 & 33
Cleaning Utensil Storage	16 & 35
Compartment Case	9 & 29
Corner Base Units	14 & 23
Desk, Instructors	3
Equipment Storage Cases	9 & 30
File & Storage Cases	11, 29 & 32
Fitting Stands	6
Food Storage Cases	15 & 34
General Storage Cases	8, 9, 10, 11, 29, 30 & 32
Grooming Center	8
Ironing Board & Iron Storage	10, 17 & 34
Mirrors	6
Mirror Cases	8 & 32
Open Shelf Base Units	13 & 24
Oven Cases	15 & 34
Paint Storage Cases	17 & 35
Plumbing Fixtures	19
Pull-out Table Base Units	13 & 23
Range Units	13 & 23
Refuse Cases	16, 17, 23 & 35
Serving Carts	17
Sinks	19
Sink Units	14 & 24
Storage Cases—Composite Presentation ..	29 thru 35
Tables, All Purpose	3
Tables, Sewing	4 & 5
Table Frames & Legs	25
Tool Storage Cases	17 & 35
Tops & Work Surfaces	18
Tote Trays	7
Tote Tray Cases	7, 30 & 31
Typical Floor Plans	38 thru 40
Upper Section Cases	14 & 28
Wall Case Units	14, 26 & 27
Wardrobe Cases	8 & 31
Whatnot Shelves	28
Work Benches	17





CLOTHING CENTER

furniture

A table, a pair of scissors, a sewing machine — possibly a mirror, were considered adequate in the days when sewing instruction was called "domestic science."

Stemming from this instruction in a few elementary mechanical skills has evolved a new and broader educational philosophy, with a new name indicative of its broader scope — **HOMEMAKING**.

Today's **HOMEMAKING** instruction is concerned with every facet of modern living. It ranges in scope from cooking and sewing to such broader aspects as dietetics, home nursing, child care, home management, housing design, and home furnishing. In this book we present equipment to facilitate the instruction of all these aspects of better homemaking.

FLEXIBILITY

In this product-line maximum flexibility is essential. The broadest practical utility in individual units and in related assemblies is provided. This design approach is consistent with the trend toward activity-centered planning with a view toward multi-purpose classrooms, an increasing necessity with growing enrollment.

MATERIALS

This Hamilton product-line introduces materials that are new to the school field. They include clear northern hard maple, tubular steel, mosaic board in attractive colors, enameled hardboard, glass, and a variety of laminated plastic surfacing materials. Many of these are shown on the color chart insert. All have been carefully tested in our laboratories to insure years of carefree service.

PLANNING

You will find this catalog a big help in selecting equipment requirements. But, always keep this fact in mind — Hamilton maintains a national organization of experienced field engineers whose services are available to you at any time, without cost or obligation. If one of these experts is not listed in your area, write us direct today.



plan with hamilton

40H301 INSTRUCTOR'S DESK

A pleasant work spot—Colorful, comfortable, smart. Clear, hard maple body, plastic or linoleum top, tubular steel legs. Lock is supplied on kneespace drawer. Tops regularly furnished are suede finish Formica, Green linen pattern 50-C-61. Other decorator patterns and colors available on request.

Specifications

Dimensions	Length	Width	Height	Depth
Overall	54"	26"	30"	
Drawer (kneespace with lock)		15 $\frac{1}{8}$ "	2"	16 $\frac{1}{2}$ "
Drawer (pedestal)		15 $\frac{1}{8}$ "	5 $\frac{3}{8}$ "	16 $\frac{1}{2}$ "
Drawer (file)		15 $\frac{1}{8}$ "	13"	16 $\frac{1}{2}$ "



ALL-PURPOSE TABLES

These tables are suitable for either sewing or foods rooms. Attractive in appearance and of the sturdy construction necessary for school use. Made with or without drop leaves, and available with tote tray compartments, or with guides to engage flanged edge of tote trays (leaving more knee space when trays are not in tables). Also, available without compartments or guides for use as study, food service or general utility tables. Legs equipped with plastic glides.

End panels on tables without drop leaves are set in to provide knee space so students may be seated at all four sides.

Tops regularly furnished are suede finish Formica, Green Linen pattern 50-C-61. Other decorator patterns and colors available on request.


Specifications

Cat. No.	Length	Width	Height	Drop Leaves	Compartments or Guides (see note below)
42H721	60"	24"	30"	None	None
*42H723	60"	24"	30"	None	Compartments for 2 Trays
42H724	60"	24"	30"	None	Guides for 2 Trays
42H725	48"	36"	30"	None	None
42H727	48"	36"	30"	None	Compartments for 2 Trays
42H728	48"	36"	30"	None	Guides for 2 Trays
42H729	48"	36"	30"	15" x 36"	None
42H731	48"	36"	30"	15" x 36"	Compartments for 2 Trays
42H732	48"	36"	30"	15" x 36"	Guides for 2 Trays
42H733	60"	36"	30"	None	None
42H735	60"	36"	30"	None	Compartments for 2 Trays
42H736	60"	36"	30"	None	Guides for 2 Trays
42H737	60"	36"	30"	15" x 36"	None
42H739	60"	36"	30"	15" x 36"	Compartments for 4 Trays
42H740	60"	36"	30"	15" x 36"	Guides for 4 Trays
42H741	60"	42"	30"	None	None
42H743	60"	42"	30"	None	Compartments for 4 Trays
42H745	60"	42"	30"	None	Guides for 4 Trays
42H747	60"	42"	30"	15" x 42"	None
42H749	60"	42"	30"	15" x 42"	Compartments for 4 Trays
42H751	60"	42"	30"	15" x 42"	Guides for 4 Trays

*Note: Hamilton tote trays are made in two sizes, 10 $\frac{1}{4}$ " x 18 $\frac{7}{8}$ " x 4" and 14 $\frac{1}{8}$ " x 18 $\frac{7}{8}$ " x 4". Table 42H723 will accommodate the smaller tray only. Other tables will accommodate either size. In 24" and 36" wide tables the trays are inserted lengthwise.



With Guides



With Compartments



(Front view)


42H701 SELF CONTAINED SEWING UNIT

All of the equipment required in the sewing room is condensed into this one unit. Facilities for sewing, pressing, cutting, pattern design and layout, and related activities are provided as is shown by the illustrations on this page. It is an excellent study table as illustrated in the lower right hand corner. There are storage compartments for pressing iron, pressboard, tote trays and books. Electrical outlets are provided and cutouts will be made for any make, or model, of sewing machine.


The unit is made of hard maple and is available in colors as shown on the color chart insert. Tops regularly furnished are seven ply maple veneer with a natural maple finish. Other tops, including suede finish Formica (no glare and no slip) are available at a nominal change in price.

Specifications

	Length	Height	Width
Overall	90"	31 1/4"	36"
Center front cupboard	12"	16 7/8"	16 1/4"
Center rear cupboard	12"	20 1/4"	16 1/4"
1 front drawer	11 1/4"	3 3/8"	10"
4 tote-tray compartments	16 3/8"	4 1/2"	19"



Machine heads recessed and cutting top extended. Overall working area 90" long x 64" wide. Ample space for high school and college activity.



(Rear view)

The rear of the unit has knee spaces for closeup work, and storage compartments for tote trays. Cupboard has transite shelf for storing hand iron. Balance of cupboard space will accommodate pressing buck and other items.



The unit provides an all-around utility center. Combined activity of sewing, pressing and studying can be carried on simultaneously.



When it's time for books, the unit becomes a comfortable compact study center.



Multi-functional
equipment for the
sewing center

42H705 4-STUDENT TABLE

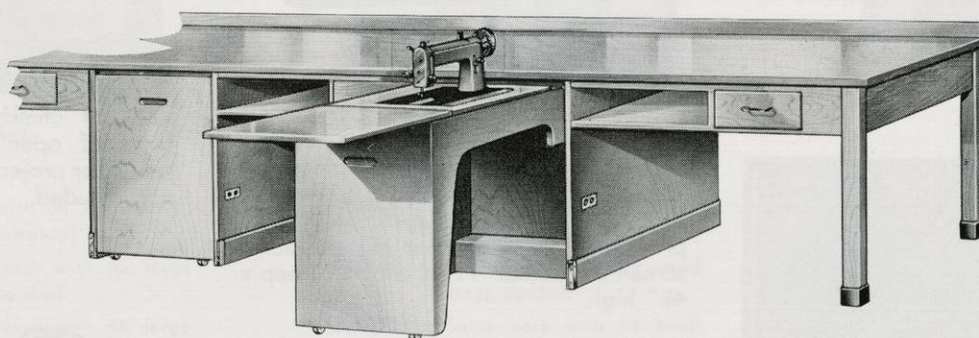
Same general design and construction as 42H701 shown on preceding page, but without extension cutting top. Accommodates four students per class, working on opposite sides of the table.

Has two pull-out sewing machine standards. A hinged cover folds over the sewing head when it is recessed. This cover, open, provides additional working surface when machine is in use. Each working side has a storage drawer and accommodations for two tote trays.

Specifications

	Length	Height	Width
Overall	72"	30"	42"
Overall leaves extended	72"	30"	126"
2 drawers	10½"	4½"	7"
4 Tote Tray Compartments	14¾"	5¼"	19"

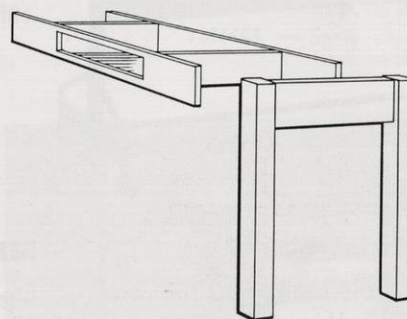
Constructed of northern hard maple. Available in all finishes shown on color insert. Table top regularly furnished is 7-ply maple veneer. Plastic surface also available.



42H707 WALL SEWING UNIT

This individual sewing unit provides a pull-out sewing machine cabinet with folding extension leaf. A battery of these installed along window wall makes an ideal sewing area. Long counter may be used for cutting, or other work. Space between machines may have tote tray compartments and/or drawer. Cabinet size is 18¼" wide x 30" deep x 28¾" high (30" with top).


Machine unit extends 27" when pulled out, and leaf extends another 15", or 42" overall. Top may be plastic, linoleum or maple, (see page 21). Top should be not less than 30" deep. Specify type of apron rail to be used between units. Cut out is provided for any make of sewing machine. State make and model number of machine to be used.



42H709 — Apron rail with tote tray compartment for use with 42H707 wall sewing unit. 30" wide, 30" deep and 5¾" high.


42H711 — Apron rail with tote tray compartment and drawer (as shown in illustration with 42H707). 34" wide, 30" deep, 5¾" high.

42H713 — Leg for use at end of wall sewing unit to support 42H709 or 42H711. 30" deep, 28¾" high.



58H303 TRIPLE MIRROR

Three mirrors in maple frames mounted on solid maple base for mobility. Center section is fixed 22" wide x 72" high. Wing sections pivot and are 22" wide x 65½" high. Furnished with casters as standard equipment.



58H305



WALL MIRROR

Similar to 58H303, but without base. Designed for fastening to wall. Overall size 65" x 65". Three mirror panels each 16" x 60".



58H301 FITTING STAND


Has 1¼" linoleum covered top with aluminum molding. Tubular steel legs are equipped with non-skid spherettes. Size 18" x 18" x 12" high.



HORIZONTAL SLIDING CHALKBOARD

58H64 — This unit has four sliding chalkboard panels. Back is open and unit may be mounted on wall, or placed in front of two 10H226 open shelf wall units. Top frame is four inches wide to provide space for mounting projector screen if desired. 71" wide x 6" deep x 48" high.

View of chalkboard mounted in front of open shelf units. Note space for projection screen. Screen not included.



58H66 PORTABLE CHALK AND TACK BOARD

Consists of chalkboard on one side and corkboard for posters on the other side. A handy accessory for a wide variety of classroom activity. Moves easily on rubber-tired ball bearing casters. 72" long x 72" high from floor. Board size, 70" long x 38" high.

58H65 — Same as above except 94" wide. May be placed in front of two 10H228 open shelf wall units.

58H140 CHAIR

Steel and maple construction. Exceptionally sturdy and attractive. Adaptable to dozens of uses in the Homemaking department. Seat is 12" x 13½", 17" high. Overall height 32".




CLOTHING CENTER

STORAGE CASES

Adequate storage space is the mark of a well-planned instruction center. With budget permission, large size cases are suggested. They are ample for present needs and adequate for expansion. Hamilton units offer unlimited storage facilities. See pages 12 thru 17 for Foods Center and Utility Storage Cases


TOTE TRAY CASES are available in a variety of arrangements, with two sizes of trays and with tray capacities ranging from 36 to 64 trays in full height units; 24 to 32 trays in combination tray and wardrobe units, and 18 to 24 trays in counter height units.

Full height tray cases are divided into upper and lower sections, with locked doors for each section, making it possible to keep the tote trays for each class under lock and key. Combination wardrobe and tray cases provide separate locked storage of garments and materials for each class. 47" wide x 84" high x 22" deep.




13H423

- 13H423** — Case with 36 large trays. (As illustrated)
- 13H425** — Same case with 42 large trays, no shelf
- 13H427** — Same case with 48 large trays, no shelf



13H439


- 13H439** — Case with 48 small trays. (As illustrated)
- 13H441** — Same case with 56 small trays, no shelf
- 13H443** — Same case with 64 small trays, no shelf



13H457

- 13H451** — Case with 24 large trays
- 13H453** — Same case with 28 large trays, no shelf
- 13H455** — Same case with 32 large trays, no shelf
- 13H457** — Case with 24 small trays. (As illustrated)
- 13H459** — Same case with 28 small trays, no shelf
- 13H461** — Same case with 32 small trays, no shelf

All Tote Tray Cases Have Locks



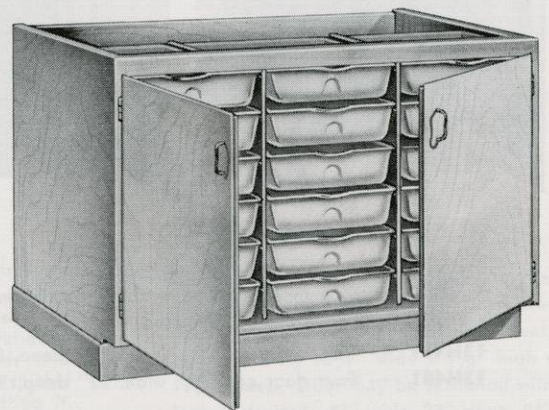
TOTE TRAYS

One piece, light weight, long lasting polystyrene in harmonizing cream color. Easy to keep clean. Name card holder on each tray for easy identification. Furnished in two sizes.

- 26H343** — 14 $\frac{1}{8}$ " wide x 18 $\frac{7}{8}$ " long x 4" deep
- 26H341** — 10 $\frac{1}{4}$ " wide x 18 $\frac{7}{8}$ " long x 4" deep

LOW TOTE TRAY UNITS


These units, placed under windows or along a wall with a continuous counter top, combine tote tray storage and work surface. Furnished complete with either 18 large or 24 small polystyrene trays. Case equipped with lock. For dimensional data, see page 31.



- 2H276** — Case with 18 large trays
- 2H277** — Case with 24 small trays

Line drawings and dimensions of all storage units are shown on pages 29 through 35.

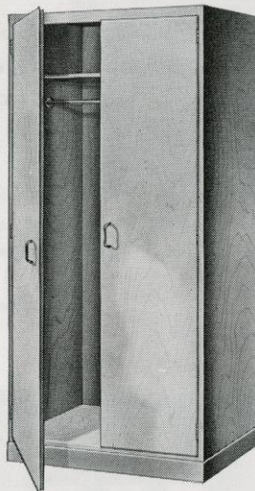
CLOTHING CENTER STORAGE CASES



13H471

TEACHER'S WARDROBE

Equipped with hat shelf and clothes hanger bar. 18" x 20" mirror on inside of door is optional. 24" wide, 22" deep, 84" high.

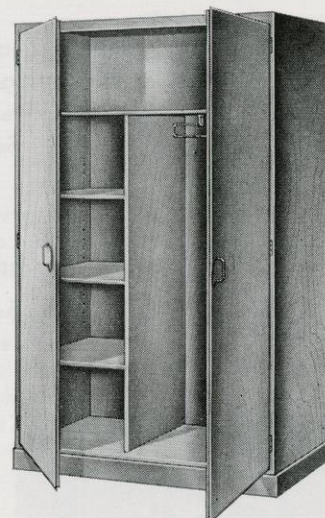


WARDROBE CASES

Double door, general purpose wardrobe cases. A requisite for order and neatness in the classroom. Equipped with clothes hanger bar and hat shelf.

13H473 35½" wide, 22" deep, 84" high

13H475 47" wide, 22" deep, 84" high




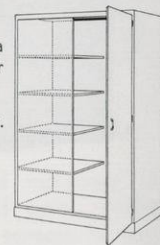
MULTI-PURPOSE CASE

Facilities for wearing apparel and grooming aids with space for miscellaneous items. Has a pull-out garment hanger and space for full-length coats, and four compartments for accessory apparel. 16" x 20" mirror inside of door, optional 47" wide, 22" deep, 84" high.

13H409 as shown above.

13H408 with one door and a blind panel on left for corner installation.

13H410 Blind panel on right.





TRIPLICATE MIRROR CASES

These cases have garment hanging space, storage shelf, and mirrored doors to provide triuplicate mirror arrangement. Mirrors are protected when doors are closed.

13H479 — Three door case 24" wide, 22" deep, 84" high.

13H481 — Four door case 47" wide, 22" deep, 84" high.



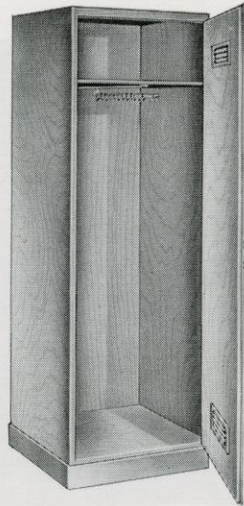
GROOMING CENTER

Grooming center is a convenient adjunct to the sewing room. Provides wide-vista mirror, lavatory with hot and cold water shampoo mixing faucet, plus drawer and cupboard facilities. (For faucet detail see page 19). 25" deep x 30" high at counter top x 58" high overall. Length as required, 68" as shown. Cabinets are 18¼" wide.


52H207 with mirror

52H209 less mirror

CLOTHING CENTER STORAGE CASES



13H501



13H505

APRON STORAGE


Equipped with pullout type hangers for easy access. Each hanger holds 24 aprons, 12 per side. Aprons hang freely without crowding. Single tier for full length and double tier for tea length aprons.

13H501 Stores 48 full length aprons. 24" wide, 22" deep, 84" high.

13H503 Equipped with two tiers of hangers holding 96 tea length aprons. (See Illus. 13H507, page 33). 24" wide, 22" deep, 84" high.


13H505 Stores 48 full length aprons. 35 1/2" wide, 22" deep, 84" high.

13H507 Equipped with two tiers of hangers holding 96 tea length aprons. (Illustrated on page 33). 35 1/2" wide, 22" deep, 84" high.



13H411 EQUIPMENT


A general utility case for bulky storage. Especially convenient for folding tables and chairs. Has one fixed shelf. 47" wide, 22" deep, 84" high.



13H493

CHILD CARE AND HOME NURSING


Storage case for toys, blocks, supplies and equipment for child care and home nursing education. Case has two half width drawers, five trays and eight compartments. 47" wide x 22" deep x 84" high.



13H497

FOLDING BED AND LINEN


Another example of the thorough storage concept of Hamilton engineers. This case provides the simplest put-away place for folding roll-away beds and linens. The entire front opens out so that bed may be rolled in without lifting it. May also be used for dress form or sewing machine storage. Upper section is for linen storage. Two shelves at top, one adjustable. 47" wide, 22" deep, 84" high.



13H405 COMPARTMENTS


Storage case for pupils books, purses, personal belongings, or for miscellaneous supplies. Case has 32 compartments approximately 10 3/4" wide x 9 1/4" high x 19 1/2" deep. Door may be furnished with lock, if desired. 47" wide, 22" deep, 84" high.

CLOTHING CENTER STORAGE CASES



13H403 SHELF - DISPLAY

Another all around utility case for miscellaneous storage. Has three cupboards with a shelf in each. Equipped with easy sliding doors in optional colors and materials. See color chart insert. 47" wide, 22" deep, 84" high. Panels of strawprint, mosaic board or maple available in matched or mixed combinations to meet individual preferences.



SHELF STORAGE CASES


For general supply storage in foods, clothing or utility rooms. Each case has a fixed center shelf and four adjustable shelves.

- 13H27** — 24" wide, 22" deep, 84" high.
- 13H29** — 35½" wide, 22" deep, 84" high.
- 13H31** — 47" wide, 22" deep, 84" high.




13H413 DRAWER - SHELF

This case provides versatility in storage arrangements. Two upper cupboards have adjustable shelves and sliding doors which are available in a choice of materials. See color chart insert. Lower section provides four full-width drawers. 47" wide, 22" deep, 84" high.



13H511




13H515

IRONING BOARD - IRONS

Contains compartments for storing ironing boards and a five-shelf compartment for irons. Iron storage compartments are transite lined for protection against hot irons.


- 13H511** — 24" wide, 22" deep, 84" high.
- 13H513** — 35½" wide, 22" deep, 84" high.
- 13H515** — 47" wide, 22" deep, 84" high.

CLOTHING CENTER STORAGE CASES



13H491 CHART, MAGAZINE - BOOK


Upper section has two sloping shelves for magazine display, which may be lifted for access to space behind. Top shelf for book storage. Lower section contains chart rack on roller bearing extensions. Rack has ten cork insert cross rails, each with two hooks. Charts may be hung from hooks or fastened to cork inlay. Cross rails may be removed and hung at top of case for chart display. 47" wide x 84" high x 22" deep.



13H418 MAGAZINE - CHART

Upper section similar to 13H491 except top book compartment has an adjustable shelf. Lower section has 8 drawers; two to store charts up to 30" x 42" and six charts up to 24" x 42". 47" wide, 34" and 22" deep, 84" high. Natural finish maple counter ledge.


13H404 Storage and Chart Case. Lower section has 8 drawers as in 13H418. Upper section has two compartments as in 50H604.



50H604 SHELF - CHART

Upper section has two compartments each with one adjustable shelf. Sliding doors are available in a choice of materials and finishes as shown on color chart. Lower section has 7 pull out trays which will store charts, or patterns up to 30" x 42". Natural maple finish counter ledge 19" deep, 47" wide, 34" and 16" deep. 84" high.

13H402 Magazine and Chart Case. Lower section has 7 pullout trays as in 50H604. Upper section from 13H418 has adjustable shelf.




13H489 FILE - MAGAZINE

Lower section is a file case with three lettersize file drawers for 8 1/2" x 11" material and three legal size drawers for 8 1/2" x 13" material. All the drawers have slide extensions and followers. Two pullboards are supplied. Upper section is a magazine and periodical display rack with working surface. 36 3/4" wide x 22" deep, 84" high. Natural finish maple top.



13H485 GENERAL - FILE

An excellent storage case containing two legal and two letter size file drawers; five small trays for scissors, thread, marking and cutting devices, etc. Also has two full width and two half width drawers, and two full width shelves. Door may be provided with lock, if desired. 47" wide x 22" deep x 84" high.



13H407 FILE - SHELF

Provides combination storage and filing facilities. Two upper cupboards each have an adjustable shelf and sliding doors. Lower section provides two shallow drawers and four file drawers. Constructed of northern hard maple with a choice of door panel material and finishes indicated on color chart insert. 35 1/2" wide x 84" high x 22" deep.



FOODS CENTER

furniture

Just as the old-fashioned sewing class has grown from a cut-and-stitch proposition into a comprehensive survey of the entire personal grooming field, so has cooking advanced from stir-and-bake classes to a better understanding of the culinary art. Nutrition, diet, and healthy eating habits for future families are the goals in the modern classroom.

DIVERSITY

Such diversity of training has resulted in new and revolutionary instruction techniques. Classroom crowding makes it impossible to treat the entire class as one unit. Group instruction has become the accepted procedure. This obviously calls for a new concept in equipment designs. Hamilton's awareness of educational needs is reflected in the equipment shown on the following pages. Each item is designed for activity-centered planning to accommodate the increasing necessity for multi-purpose classrooms.

MATERIALS

This product line introduces new materials to the school field. Such materials include clear northern hard maple, tubular steel, attractively colored mosaic and enameled hardboard, and laminated plastic surfacing materials. See color chart insert.

PLANNING

In addition to the helpful suggestions in this book, Hamilton maintains a national organization of experienced field engineers. They are always at your service without cost or obligation. Contact the one nearest you or write direct to Hamilton Manufacturing Company, Two Rivers, Wisconsin.

QUALITY

Quality is the hidden value in every Hamilton unit. Experienced leadership in the School Laboratory equipment field enables us to offer Home-making Furniture planned to your particular needs. Our facilities are at your service.



plan with hamilton

TYPICAL BASE UNITS


Typical examples of the Hamilton Base Unit line are shown on this and the following page. See pages 21 thru 24 for line drawings, dimensions and details of the large variety of cabinets offered. All units are constructed of northern hard maple. Drawers have hard-

board bottoms, polyethylene safety stops and satin finished chrome plated pulls. Units are finished in any of the beautiful pastel stains shown on the color chart insert.



DRAWER UNITS

Made in several widths and heights, with both shallow and deep drawers. For storage of cutlery, small utensils, linens and other items. Cutlery and utensil trays are shown on page 20.



CUPBOARD UNITS


Available in single and double door cabinets in five widths and two heights. Shelves are adjustable and may be removed if full height storage is desired. See pages 21 and 22 . . .

Also made with two shallow drawers and cupboard and with one deep drawer, two shallow drawers and cupboard. Available in five widths and two heights. See pages 21 and 22. Shelves are adjustable.



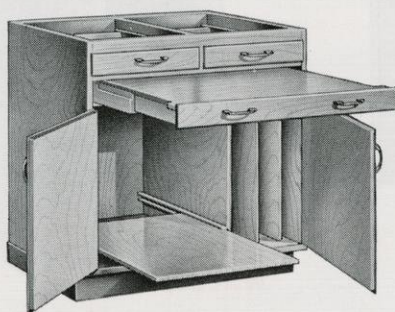
SLIDE-OUT SHELF UNITS

One deep drawer and two shallow drawers and cupboard with slide out center shelf for easy accessibility. Made in three widths; see page 22. Many other drawer, cupboard and shelf, (as well as sink and counter units), are shown on pages 21 thru 24.



OPEN SHELF UNITS

Splendid for storage of student's books and purses during classes. Installed in multiples they provide storage and easy access to common reference materials. May be used as bookcases. Other open shelf units, both base and wall type, are shown on pages 24 and 26 thru 28.



PULL-OUT-TABLE UNITS

These units, with work levels at 36" and 29" heights, provide a lower work surface for shorter students; for using a mixer; for rolling out pastry; as a planning desk or table for two. Pull-out-table is solid maple on substantial wood extensions. Two widths, see page 23.

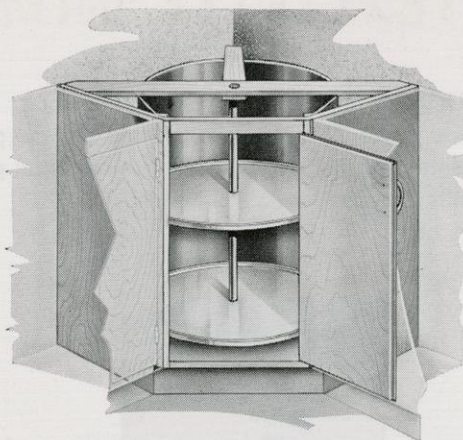


BUILT-IN RANGE UNITS

For any size built-in gas or electric range. Specify make and model number of range so that proper top, (and front frame if necessary) cutouts can be made. Cupboard has an adjustable shelf. Three widths, see page 23. Built-in oven units are shown on pages 15 and 34.

Line drawings and dimensions of all base and sink units are shown on pages 21 through 24

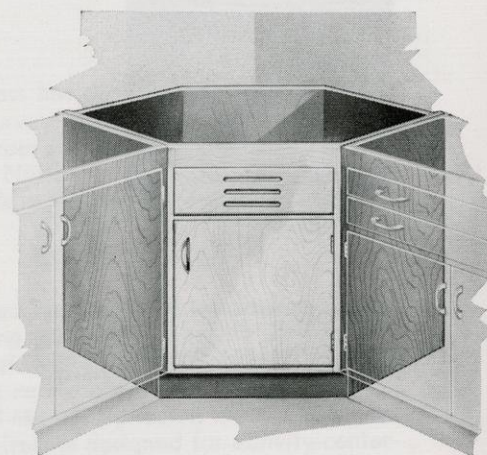
Angle corner units utilize otherwise wasted corner space, and make it possible for students to work at adjoining cabinets without interfering with each other. They are made in rotary or stationary shelf models, and sink units.



ANGLE CORNER BASE UNITS

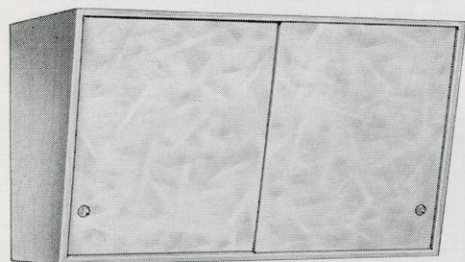
The rotary unit includes two full circle, raised edge, coppertone finish metal shelves, which are adjustable in height. A full height formed shield prevents articles from falling off of shelves. Doors are lipped on all four edges making unit dust tight. This is an important feature — "pie cut" type units, with doors that revolve within cabinet, cannot be made dust tight.

The stationary shelf type is equipped with a floor and one adjustable shelf for storage of bulky utensils and grocery items. The sink units are designed for both single and double bowl sink installations, using either stainless steel or enameled cast iron sinks. See pages 23 and 24 for dimensional details. Square corner units are shown on page 23.




TYPICAL WALL UNITS

These illustrations are representative of the numerous styles and sizes of wall units available. Made in the popular inclined face style, or with the conventional vertical face. Sliding doors (eliminating the injury hazard which is present when swinging doors are used) are furnished in a variety of materials and finishes as illustrated on the inside front cover. Complete listing of wall units will be found on pages 26, 27 and 28.




INCLINED FACE WALL UNITS

Tapers from 16" deep at top to 12" at bottom. Providing ample shelf storage for large items. These cases are attractive in appearance and utilitarian in application. Available in 18" and 30" heights.



UPPER SECTION WALL UNITS

Typical of the 48" high units, these cases are used chiefly as upper sections in conjunction with base units. Each case has two compartments with four sliding doors. Each compartment has one adjustable shelf. Available in vertical face style only.




VERTICAL FACE WALL UNITS

Available in 18" and 30" heights. These units are supplied with sliding doors, or as open shelf units. They are also available with hinged doors when required. See page 27 for complete details.

FOODS CENTER STORAGE CASES

Many storage units shown in the clothing center section are also ideal for the foods center and utility room. A few are repeated in this section. See pages 8 thru 11 for others. Line drawings of all units are on pages 21 thru 35.




SHELF STORAGE CASES

For general supply storage in foods, clothing or utility rooms. Each case has a fixed center shelf and four adjustable shelves.

13H27 — 24" wide, 22" deep, 84" high.


13H29 — 35½" wide, 22" deep, 84" high.

13H31 — 47" wide, 22" deep, 84" high.




13H537 FOODS

Storage space includes four shelf areas, two drawers, and six wire baskets which slide out on metal racks. Case is 47" wide, 22" deep, 84" high.




13H525 Recess for built-in oven with large single door cupboards, each with an adjustable shelf, above and below. 24" wide, 24" deep, 84" high; oven opening up to 22" wide, variable height.



BUILT-IN OVEN UNITS

13H529 Recess for built-in oven with double door cupboards, each with an adjustable shelf, above and below. 27" wide, 24" deep, 84" high; oven opening up to 25" wide, variable height.




13H533 Recess for built-in oven with double door cupboards, each with an adjustable shelf, above and below. 33" wide, 24" deep, 84" high; oven opening up to 31" wide, variable height.


BUILT-IN RANGE UNITS ARE SHOWN ON PAGES 13 AND 23.

Line drawings and dimensions of all storage units are shown on pages 29 through 35.

FOODS CENTER STORAGE CASES



13H501



13H505

APRON STORAGE CABINETS


Equipped with pullout type hangers for easy access. Each hanger holds 24 aprons, 12 per side. Aprons hang freely without crowding. Single tier for full length and double tier for tea length aprons.

13H501 Stores 48 full length aprons. 24" wide, 22" deep, 84" high.

13H503 Equipped with two tiers of hangers holding 96 tea length aprons. (See Illus. 13H507, Page 33). 24" wide, 22" deep, 84" high.

13H505 Stores 48 full length aprons. 35½" wide, 22" deep, 84" high.


13H507 Equipped with two tiers of hangers holding 96 tea length aprons. (Illustrated on page 33.) 35½" wide, 22" deep, 84" high.



WARDROBE


13H471 TEACHER'S WARDROBE CASE — Single door. Hat shelf and clothes hanger bar. 16" x 20" mirror on inside of door. 24" wide, 22" deep, 84" high.

13H472 Same as above without mirror.




CLEANING UTENSIL STORAGE CABINETS

13H539 A compact unit arrangement for storing all types of cleaning implements. Has two adjustable shelves at the top, and ample storage space for brooms, mops, etc. Interior has a galvanized iron facing on the bottom and part way up the sides. Air circulation is supplied by vents at top and bottom of door. 24" wide, 22" deep, 84" high.




13H541 An enlarged version of 13H539 shown at left. Provides additional shelf space for small items. Bottom and lower portion of sides are galvanized iron lined. Both doors have top and bottom air vents. 47" wide, 22" deep, 84" high.



REFUSE STORAGE CABINETS


13H543 Keeps refuse can off the floor and out of sight. Bottom section is double vented and has galvanized lined bottom. Upper section equipped with two adjustable shelves for miscellaneous storage. 24" wide, 22" deep, 84" high.

UTILITY UNITS




13H571 TOOLS

This big capacity unit has a large storage compartment, plus a fixed and an adjustable full-width shelf in lower section. Tools may be hung on inside of doors and pegboard back wall. Two pivoting, doublefaced pegboards in center permit storage on both sides. Outside of doors may be covered with corkboard if desired. Lock is provided. 47" wide, 22" deep, 84" high.



50H630 PAINT UNIT

Safe, all steel construction for storing paints and other inflammables. Upper section has sliding doors; lower section hinged doors. Both have two adjustable steel shelves. An 8 1/2" galvanized ledge provides useful work space. Available in all standard finishes. 35 1/2" wide, 22" deep, 84" high. Counter height is 37".



13H511 IRONING BOARD - IRON

Contains two compartments for storing ironing boards and a five-shelf compartment for irons. Iron storage compartments are transite lined for protection against hot irons. Other ironing board units shown on page 10.



56H224 SERVING CART

Steel-and-maple construction with plastic laminate top. Under shelf has watertight pan. 7/8" diameter tubular steel legs have free wheeling, 3" rubber tired ball bearing casters. 36" long, 24" wide, 36" high.

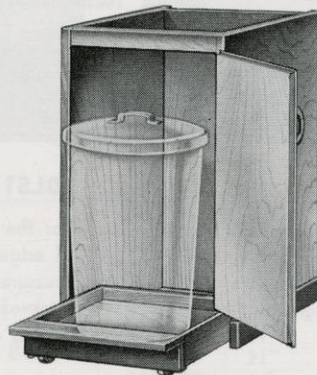


42H775 WORK BENCH — 42H776 WITH VISE

An all-around work bench that can take it. Top is 2 1/4" edge grain maple, linseed oil dressed. Solid maple legs taper to a wide, stable base. Available in variations shown below. Dimensions: 48" long, 22" wide, 32" high.

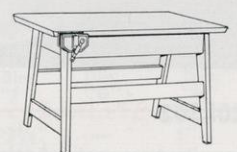
2H165 DOLLY UNIT

Floor of this case is on casters so that entire bottom may be moved from case for convenient use. Will hold waste can up to 14" diameter and 26" high. May also be used for storing, and moving about, a laundry hamper. 18 1/4" wide, 22" deep, 34 3/4" high.



42H777 WORK BENCH

Same as 42H775 with 26 1/8" x 13 1/4" x 5 1/2" drawer added. Under side of leading edge acts as drawer pull.




42H778 WORK BENCH

Same as 42H777 with wood working vise mounted on corner.

TOPS AND WORK SURFACES


The illustrations and descriptions of the tops shown below will help you select the most appropriate one for your requirements. There are several factors which determine the choice of top material and construction: abrasion, moisture, exposure to heat and ease of cleaning are a few. The tops shown here are the ones most generally used in the educational field, but are by no means the only ones supplied by Hamilton. A wide variety of special duty tops is available. Write for additional information.

All tops are 1 1/4" thick, except edge grain maple which is 2 1/4". Stainless steel and maple inserts can be supplied with Formica or linoleum tops, if desired.




20L423 POSTFORMED HAMILTEX

Hamiltex counter and sink top with raised front edge and backsplash. Front edge, working surface and backsplash are post-formed from one piece of plastic laminate. Top edge of backsplash and ends are banded with the same material.




20L431 HAMILTEX

Hamiltex counter and sink top with stainless steel raised edge moulding on tops and backsplash. Top and backsplash are formed from one piece of plastic laminate with post-formed cove between top and backsplash.




20L403 LINOLEUM

Good looking and durable. Reduces clatter of dishes. Constructed of 1/8" inlaid linoleum cemented to 5-ply wood core, framed with solid wood. Stainless steel "no-drip" banding. Cove molding between top and backsplash. Choice of standard colors.




20L302 STAINLESS STEEL

For use where spotlessly clean work surfaces or high heat resistance are essential. 16 gauge stainless steel reinforced by 16 gauge steel channels. Edges are formed and enclose a hardwood framing around the perimeter of the top. Underside is sound deadened. All joints electrically welded, ground smooth and polished. Marine edge die-formed and raised 3/16".



20L501 HARD MAPLE

An economical work surface, highly recommended for durability and general utility. Made of hard maple strips, butt jointed and electronically glued. Natural varnish finish.



20L511 EDGE GRAIN MAPLE


For the heaviest type of service. Made of edge grain strips glued under heavy pressure. Planed and sanded to 2 1/4" thickness. Dressed all sides with boiled linseed oil.

FIXTURES AND SINKS



32L127

Hot and cold water swing spout faucet with soap dish, for back splash installation. Chrome plated.



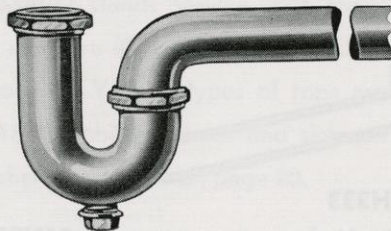
32L36

Single lever hot and cold water mixing faucet. Volume "turns" on and off in the familiar way. Temperature controlled by moving lever from left to right. Lever remains set at desired temperature. Non-splash aerator.



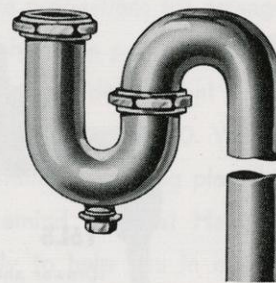
32L37

Beauty shop type hot and cold water mixing faucet. Swing spout has non-splash aerator. Retractable shampoo attachment. Furnished as standard equipment with 52H407 and 409 Grooming Center, page 8.



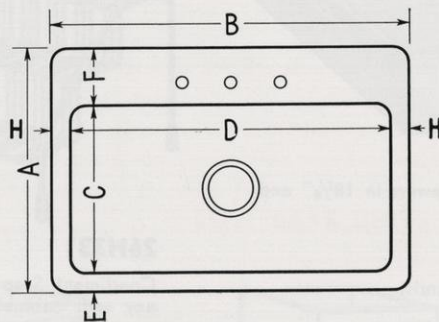
34L7

Chrome plated "P" trap 1 1/2".

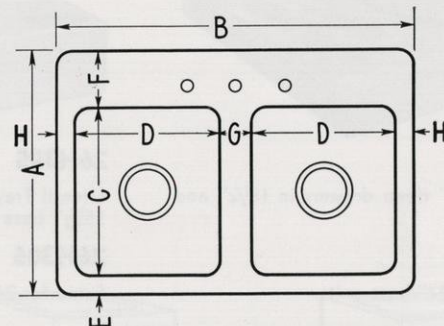


34L8

Chrome plated "S" trap 1 1/2".



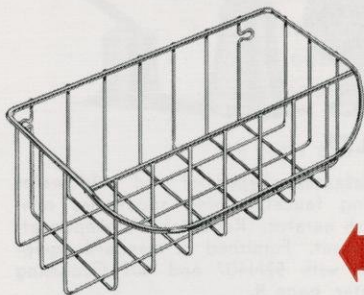
Single Bowl Sink



Double Bowl Sink

SINKS	No.	Overall		Dim. "C"	Dim. "D"	Depth	Inside Dim. "E"	Dim. "F"	Dim. "G"	Dim. "H"
		Dim. "A"	Dim. "B"							
Stainless Steel — Single Bowl	52H571	21"	16"	16 1/2"	14"	7 1/2"	1"	3 1/4"	—	1"
	52H572	21"	21"	16 1/2"	19"	7 1/2"	1"	3 1/4"	—	1"
	52H573	21"	24"	16 1/2"	22"	7 1/2"	1"	3 1/4"	—	1"
	52H574	21"	30"	16 1/2"	28"	7 1/2"	1"	3 1/4"	—	1"
Stainless Steel — Double Bowl	52H577	21"	32"	16 1/2"	14"	7 1/2"	1"	3 1/4"	2"	1"
	52H578	21"	42"	16 1/2"	19"	7 1/2"	1"	3 1/4"	2"	1"
	52H581	21"	24"	15 1/2"	21 1/2"	8 3/4"	1 1/4"	4 1/4"	—	1 1/4"
Enameled Cast Iron — Single Bowl	52H582	21"	30"	15 1/2"	27 1/2"	8 3/4"	1 1/4"	4 1/4"	—	1 1/4"
	52H585	21"	32"	15 1/2"	13 3/4"	8 3/4"	1 1/4"	4 1/4"	2"	1 1/4"
	52H586	21"	42"	15 1/2"	18 3/4"	8 3/4"	1 1/4"	4 1/4"	2"	1 1/4"

KITCHEN NECESSITIES



26H323

Utility Basket with dish cloth bar. Mount on inside of any sink front or unit door.

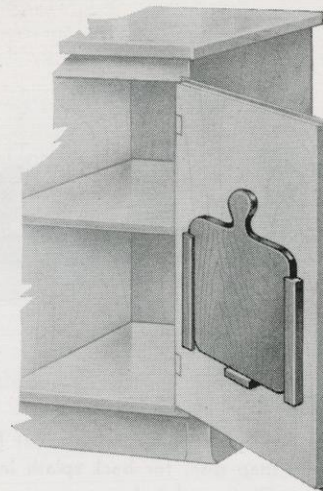


Pop-up Refuse Container

Mount on inside of any sink front or unit door. "Pop up" lid, chrome finish.

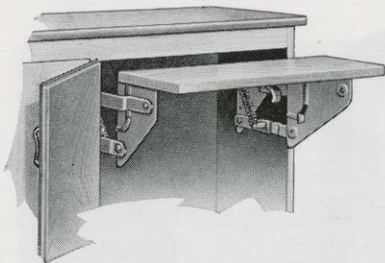
26H325 For left door.

26H326 For right door.



26H301

Cutting Board and Frame. Mount on any base cabinet door, except 30" wide cabinets. Eliminates unsanitary condition caused by storing board under counter.




26H315

Swing-Up Shelf for 2H151 or 2H152 base units.



16L5

Drawer and Door lock.




26H333

Utility Hook 12" long. Chrome finish.



26H335 Broom Clip

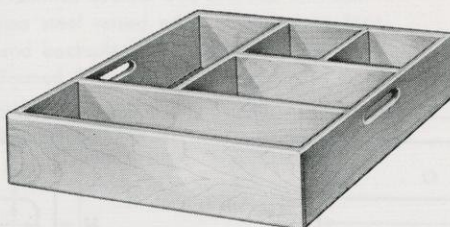


26H303

Cutlery Tray for 2" deep drawers in 18 1/4" and 35 1/2" base units.

26H304

Same for 24" and 47" base units.

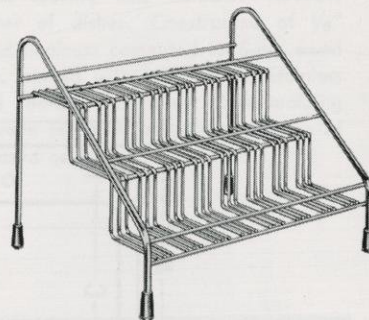


26H305

Utensil Tray for 5" deep drawers in 18 1/4" and 35 1/2" base units.

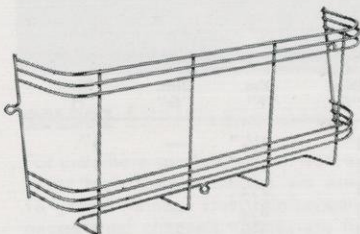
26H306

Same for 24" and 47" base units.



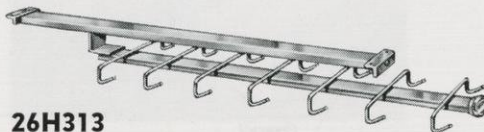
26H331

Condiment Step-Shelf. For any wall cabinet.




26H311

Pan and Lid Rack. Mount on inside of any cabinet door.




26H313

Pan Carrier. Extendable, chrome plated. For installation in any base unit cupboard.



26H321

Slide-away Towel Rack. On ball bearing carriage bright chrome plated. For installation in any sink front, or sink unit.



26H309

Tray Rack. For any base cabinet cupboard. Center partitions removable.

LINE DRAWINGS—DIMENSIONS AND DETAILS

On the following pages are shown the complete line of flexible Hamilton base, wall and upper units; special purpose units and an imposing group of storage cases for every Homemaking Department requirement.

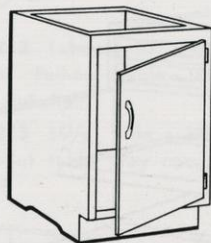
Portable items, such as tables, chairs, teachers desks, triplicate mirrors, fitting stands, service carts, chalk-board and other units are illustrated and described on pages 3 through 6. Various types of tops are shown on page 18, plumbing fixtures and sinks on pages 19 and kitchen accessories on page 20.

These drawings will be of assistance to anyone planning a clothing room — foods room — all purpose room — or a complete department encompassing


various room arrangements. Base and wall units may be chosen to form unit kitchens, and storage cases selected to be used individually or in assemblies.

Some suggestions for arrangements of unit kitchens are shown on pages 36 and 37 and a few complete room and department layouts are illustrated on pages 38 through 40. We believe these will be of assistance in making plans but again we would like to remind you that Hamilton Field Engineers are ready to help you in every possible way, without cost or obligation. If you do not know the Hamilton Field Engineer in your area write to Hamilton Manufacturing Company, Two Rivers, Wisconsin.

LOW BASE UNITS FOR 30" COUNTER HEIGHT



2H24 18 $\frac{1}{4}$ " wide x 22" deep x 28 $\frac{3}{4}$ " high.



2H26 18 $\frac{1}{4}$ " wide x 22" deep x 28 $\frac{3}{4}$ " high.

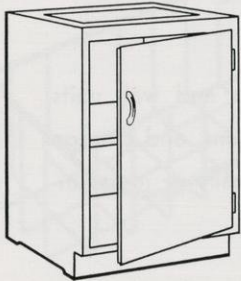


2H28 18 $\frac{1}{4}$ " wide x 22" deep x 28 $\frac{3}{4}$ " high.




2H30 18 $\frac{1}{4}$ " wide x 22" deep x 28 $\frac{3}{4}$ " high.

BASE UNITS FOR 36" COUNTER HEIGHT




2H151 18 $\frac{1}{4}$ " wide x 22" deep x 34 $\frac{3}{4}$ " high. 1 adjustable shelf.

2H152 24" wide x 22" deep x 34 $\frac{3}{4}$ " high. 1 adjustable shelf.



2H153 18 $\frac{1}{4}$ " wide x 22" deep x 34 $\frac{3}{4}$ " high. 1 adjustable shelf.

2H154 24" wide x 22" deep x 34 $\frac{3}{4}$ " high. 1 adjustable shelf.



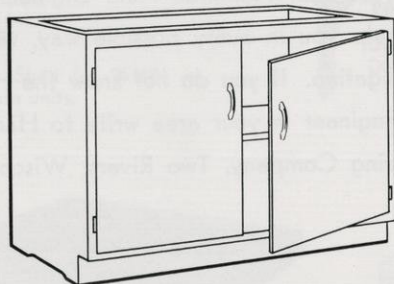
2H175 18 $\frac{1}{4}$ " wide x 22" deep x 34 $\frac{3}{4}$ " high. 1 adjustable shelf.

2H176 24" wide x 22" deep x 34 $\frac{3}{4}$ " high. 1 adjustable shelf.



2H183 18 $\frac{1}{4}$ " wide x 22" deep x 34 $\frac{3}{4}$ " high.

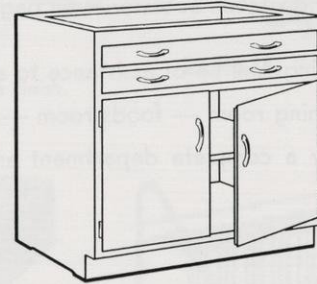
2H184 24" wide x 22" deep x 34 $\frac{3}{4}$ " high.



2H210 30" wide x 22" deep x 34 $\frac{3}{4}$ " high. 1 adjustable shelf.

2H233 35 $\frac{1}{2}$ " wide x 22" deep x 34 $\frac{3}{4}$ " high. 1 adjustable shelf.

2H235 47" wide x 22" deep x 34 $\frac{3}{4}$ " high. 1 adjustable shelf.



2H211 30" wide x 22" deep x 34 $\frac{3}{4}$ " high. 1 adjustable shelf.

2H241 35 $\frac{1}{2}$ " wide x 22" deep x 34 $\frac{3}{4}$ " high. 1 adjustable shelf.



2H214 30" wide x 22" deep x 34 $\frac{3}{4}$ " high. 1 adjustable shelf.

2H278 35 $\frac{1}{2}$ " wide x 22" deep x 34 $\frac{3}{4}$ " high. 1 adjustable shelf.

2H279 47" wide x 22" deep x 34 $\frac{3}{4}$ " high. 1 adjustable shelf.

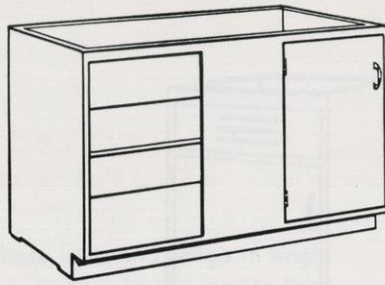


2H215 30" wide x 22" deep x 34 $\frac{3}{4}$ " high. Pull-out center shelf.

2H216 35 $\frac{1}{2}$ " wide x 22" deep x 34 $\frac{3}{4}$ " high. Pull-out center shelf.

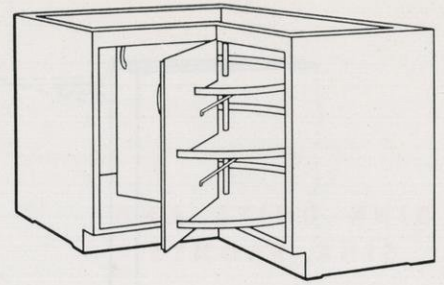
2H217 47" wide x 22" deep x 34 $\frac{3}{4}$ " high. Pull-out center shelf.

CORNER BASE UNITS

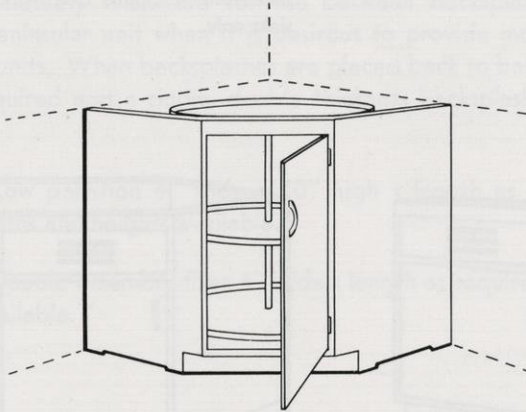


2H557 47" wide x 22" deep x 34 $\frac{3}{4}$ " high.
Door on right. 1 adjustable shelf.

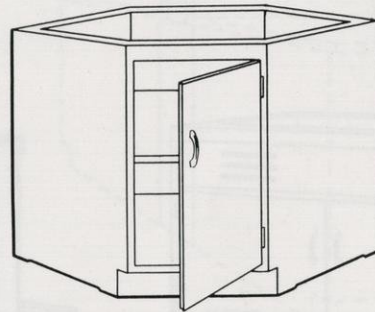
2H558 Same—Door on left.



2H559 40" x 40" (42" x 42" wall space required)
x 22" deep x 34 $\frac{3}{4}$ " high. "Piecut", square corner,
rotary. 3 fixed shelves. Door revolves within cabinet.

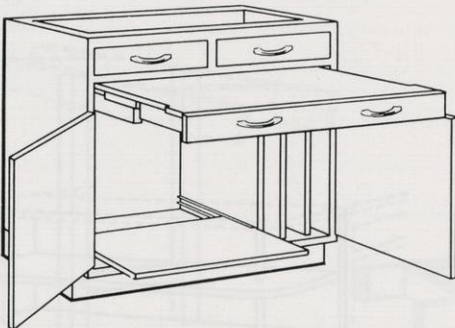


2H560 35" x 35" (37" x 37" wall space) re-
quired. Full circle, angle corner, rotary. Two ad-
justable shelves. Doors dust tight. See description
on page 14.



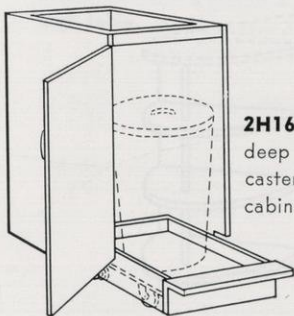
2H553 35" x 35" (37" x 37" wall space required)
x 34 $\frac{3}{4}$ " high. Angle corner cabinet. 1 fixed shelf.

SPECIAL PURPOSE BASE UNITS




2H212 (above) 30" wide x 22" deep x 34 $\frac{3}{4}$ "
high. Pull-out table, tray compartment and
pull-out shelf.

2H213 35 $\frac{1}{2}$ " wide x 22" deep x 34 $\frac{3}{4}$ " high.
Pull-out table, tray compartment and pull-out
shelf.

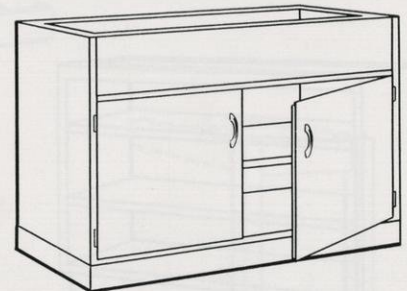


2H165 (left) 18 $\frac{1}{4}$ " wide x 22"
deep x 34 $\frac{3}{4}$ " high. Bottom on
casters—may be removed from
cabinet.

BUILT-IN RANGE UNITS



2H166 24" wide x 22"
deep x 34 $\frac{3}{4}$ " high.



2H270 35 $\frac{1}{2}$ " wide x 22" deep x 34 $\frac{3}{4}$ "
high.


2H271 47" wide x 22" deep x 34 $\frac{3}{4}$ "
high.

NOTE: Range units have a cupboard with one adjustable shelf.
Advise make and model number of range to be installed. Built-in
oven units are shown on pages 15 and 34.

SINK UNITS AND SINK FRONTS



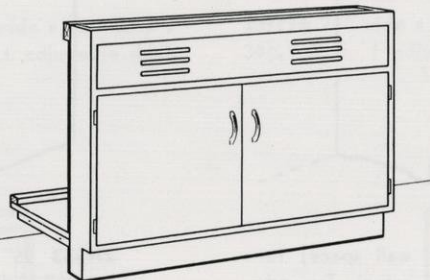
2H160 24" wide x 22" deep x 34 $\frac{3}{4}$ " high.
Unit for single bowl sinks only.



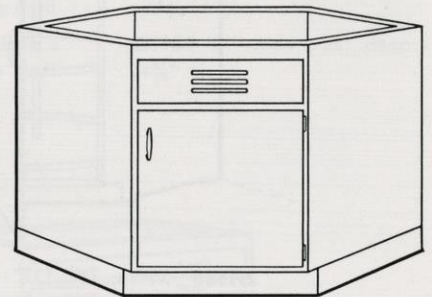
2H162 24" wide x 5" deep x 34 $\frac{3}{4}$ " high.
Sink front, floor and cleats—for single bowl
sinks only.



2H221 35 $\frac{1}{2}$ " wide x 22" deep x 34 $\frac{3}{4}$ " high.
Unit for single or double bowl sinks.



2H227 35 $\frac{1}{2}$ " wide x 5" deep x 34 $\frac{3}{4}$ " high.
Sink front, floor and cleats—for single or
double bowl sink.



2H561 35" x 35" (37" x 37" wall space
required) x 34 $\frac{3}{4}$ " high. For single bowl sinks.

2H223 47" wide x 22" deep x 34 $\frac{3}{4}$ " high.
Unit for single or double bowl sinks.

2H229 47" wide x 5" deep x 34 $\frac{3}{4}$ " high.
Sink front, floor and cleats—for single or
double bowl sink.

2H562 39" x 39" (41" x 41" wall space
required) x 34 $\frac{3}{4}$ " high. For double bowl sinks.

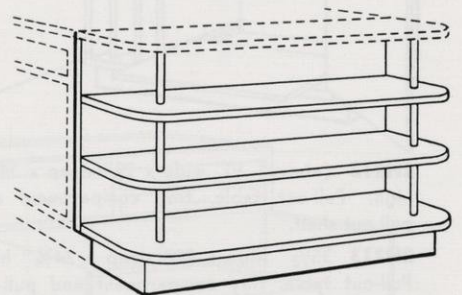


OPEN SHELF BASE UNITS

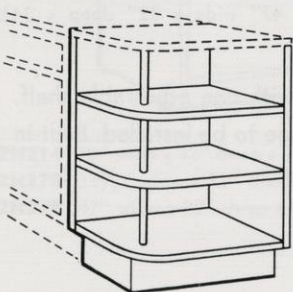
2H603 35 $\frac{1}{2}$ " wide x 16" deep x 34 $\frac{3}{4}$ "
high. 2 fixed shelves.

◀ **2H604** 47" wide x 16" deep x 34 $\frac{3}{4}$ " high.
2 fixed shelves.

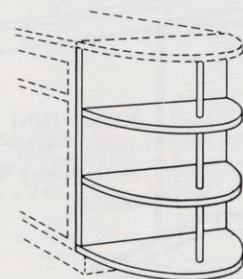
2H626 52" wide x 18" deep x 34 $\frac{3}{4}$ " high.
For use at end of double peninsular assem-
bly. ▶



◀ **2H620** 24" wide x 18" deep x 34 $\frac{3}{4}$ " high.
For use at end of wall elevation, or to back
up range in double peninsular assembly.



2H621 22" wide x 11" deep x 34 $\frac{3}{4}$ " high.
For use at end of single peninsular assembly. ▶



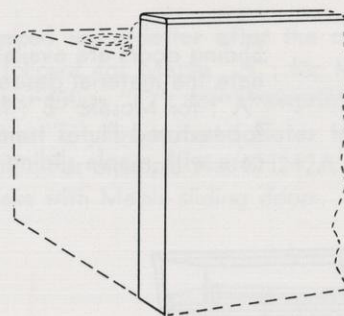
LOW PARTITIONS AND DOUBLE ASSEMBLY FILLERS

Low partitions are used to back up base units and range in single peninsular assemblies when space is necessary to run service lines from wall to sink or range. May also be used between ranges, or range and base unit in double peninsular units.

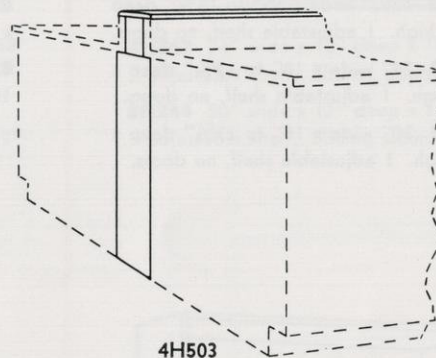
Double assembly fillers are for use between backsplashes in a double peninsular unit when it is desirable to provide more space between units. When backsplashes are placed back to back, a filler is not required and a single, double thickness backsplash may be used.

4H501 Low partition 4" wide x 40" high x length as required. Other widths and heights available.

4H503 Double assembly filler 4" wide x length as required. Other widths available.

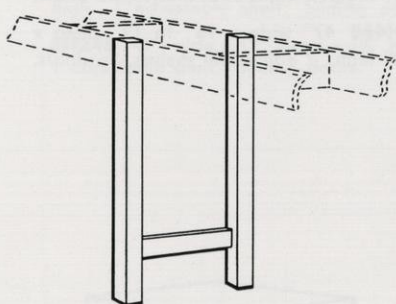


4H501



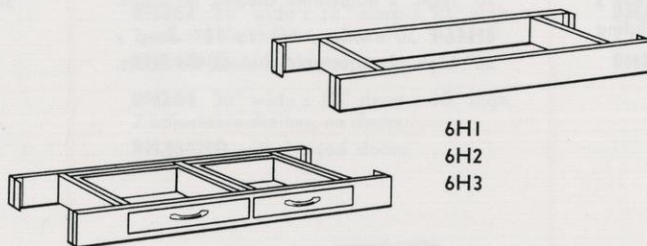
4H503

TABLE RAILS AND FRAMES



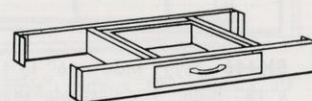
6H33 Center leg assembly for 30" high table. As illustrated except no stretcher.

6H34 Center leg assembly for 36" high table.

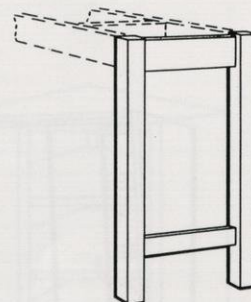


6H13

- 6H1** 24" wide x 19½" deep x 4½" high
- 6H2** 36" wide x 19½" deep x 4½" high
- 6H3** 48" wide x 19½" deep x 4½" high
- 6H11** 24" wide x 19½" deep x 4½" high
- 6H12** 36" wide x 19½" deep x 4½" high
- 6H13** 48" wide x 19½" deep x 4½" high



6H11
6H12




6H31 End leg assembly for 30" high table. As illustrated except no stretcher.

6H32 End leg assembly for 36" high table.

INCLINED FACE WALL CASES


Sliding doors are available in various materials and colors. See color insert. To designate the material desired use a letter after the catalog number as follows: for Maple "A"; for Mosaic "B"; for Clear Glass "C"; for Strawprint "D"; for Hardboard "E"; for textured Flutex translucent glass "F". For example No. 8H442A would indicate a case with maple sliding doors.



8H420 18 $\frac{1}{4}$ " wide x 16" to 13 $\frac{5}{8}$ " deep x 18" high. 1 adjustable shelf, no doors.

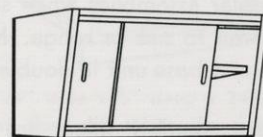
8H422 24" wide x 16" to 13 $\frac{5}{8}$ " deep x 18" high. 1 adjustable shelf, no doors.

8H424 30" wide x 16" to 13 $\frac{5}{8}$ " deep x 18" high. 1 adjustable shelf, no doors.



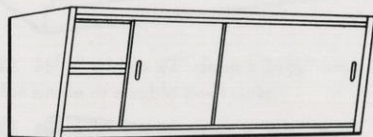
8H426 35 $\frac{1}{2}$ " wide x 16" to 13 $\frac{5}{8}$ " deep x 18" high. 1 adjustable shelf, no doors.

8H428 47" wide x 16" to 13 $\frac{5}{8}$ " deep x 18" high. 1 adjustable shelf, no doors.



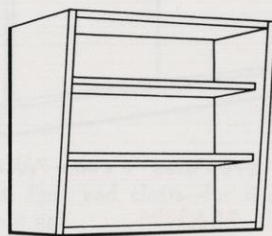
8H442 24" wide x 16" to 13 $\frac{5}{8}$ " deep x 18" high. 1 adjustable shelf. Sliding doors.

8H444 30" wide x 16" to 13 $\frac{5}{8}$ " deep x 18" high. 1 adjustable shelf. Sliding doors.



8H446 35 $\frac{1}{2}$ " wide x 16" to 13 $\frac{5}{8}$ " deep x 18" high. 1 adjustable shelf. Sliding doors.

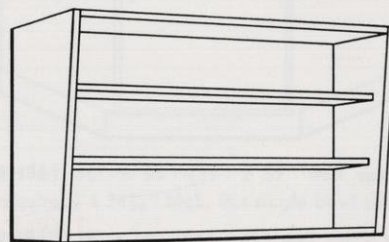
8H448 47" wide x 16" to 13 $\frac{5}{8}$ " deep x 18" high. 1 adjustable shelf. Sliding doors.



8H460 18 $\frac{1}{4}$ " wide x 16" to 12" deep x 30" high. 2 adjustable shelves, no doors.

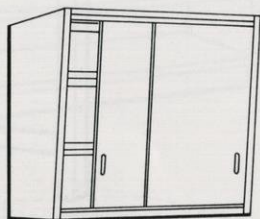
8H462 24" wide x 16" to 12" deep x 30" high. 2 adjustable shelves, no doors.

8H464 30" wide x 16" to 12" deep x 30" high. 2 adjustable shelves, no doors.



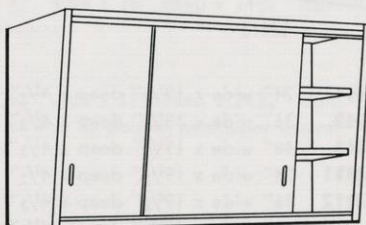
8H466 35 $\frac{1}{2}$ " wide x 16" to 12" deep x 30" high. 2 adjustable shelves, no doors.

8H468 47" wide x 16" to 12" deep x 30" high. 2 adjustable shelves, no doors.



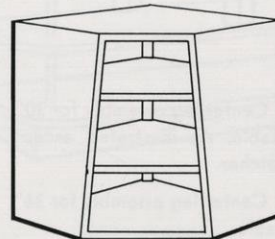
8H482 24" wide x 16" to 12" deep x 30" high. 2 adjustable shelves. Sliding doors.

8H484 30" wide x 16" to 12" deep x 30" high. 2 adjustable shelves. Sliding doors.



8H486 35 $\frac{1}{2}$ " wide x 16" to 12" deep x 30" high. 2 adjustable shelves. Sliding doors.

8H488 47" wide x 16" to 12" deep x 30" high. 2 adjustable shelves. Sliding doors.



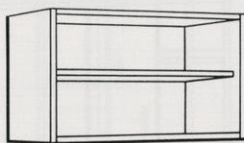
8H476 24" x 24" x 16" to 12" deep x 30" high. Corner wall case. 2 adjustable shelves, no doors.

VERTICAL FACE WALL AND UPPER CASES

Cases shown below with sliding doors cannot be supplied with hinged doors. However, any open front case may have hinged maple veneer doors. When hinged doors are desired add "HD" to the catalog number for example 8H220HD.

Sliding doors are available in various materials and colors. See color insert. To designate the

material desired use a letter after the catalog number as follows: for Maple "A"; for Mosaic "B"; for Clear Glass "C"; for Strawprint "D"; for Hardboard "E"; for textured Flutex translucent glass "F". For example No. 8H242A would indicate a case with Maple sliding doors.



8H220 18 $\frac{1}{4}$ " wide x 12" deep x 18" high. 1 adjustable shelf, no doors.


8H220HD with hinged doors.

8H222 24" wide x 12" deep x 18" high. 1 adjustable shelf, no doors.

8H222HD with hinged doors.

8H224 30" wide x 12" deep x 18" high. 1 adjustable shelf, no doors.

8H224HD with hinged doors.

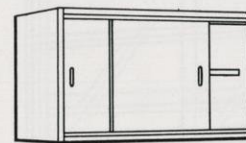


8H226 35 $\frac{1}{2}$ " wide x 12" deep x 18" high. 1 adjustable shelf, no doors.

8H226HD with hinged doors.

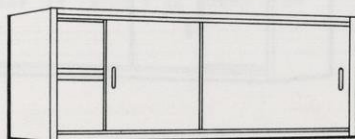
8H228 47" wide x 12" deep x 18" high. 1 adjustable shelf, no doors.

8H228HD with hinged doors.



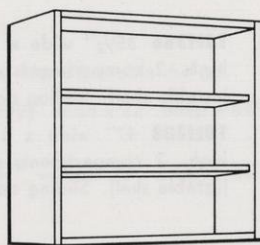
8H242 24" wide x 12" deep x 18" high. 1 adjustable shelf. Sliding doors.

8H244 30" wide x 12" deep x 18" high. 1 adjustable shelf. Sliding doors.



8H246 35 $\frac{1}{2}$ " wide x 12" deep x 18" high. 1 adjustable shelf. Sliding doors.

8H248 47" wide x 12" deep x 18" high. 1 adjustable shelf. Sliding doors.



8H260 18 $\frac{1}{4}$ " wide x 12" deep x 30" high. 2 adjustable shelves, no doors.

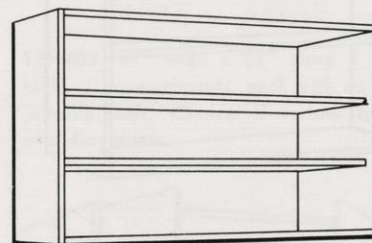
8H260HD with hinged doors.

8H262 24" wide x 12" deep x 30" high. 2 adjustable shelves, no doors.

8H262HD with hinged doors.

8H264 30" wide x 12" deep x 30" high. 2 adjustable shelves, no doors.

8H264HD with hinged doors.

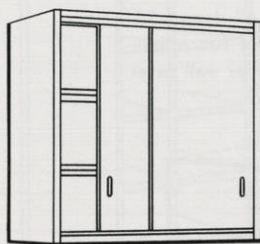


8H266 35 $\frac{1}{2}$ " wide x 12" deep x 30" high. 2 adjustable shelves, no doors.

8H266HD with hinged doors.

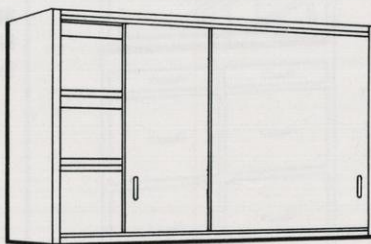
8H268 47" wide x 12" deep x 30" high. 2 adjustable shelves, no doors.

8H268HD with hinged doors.



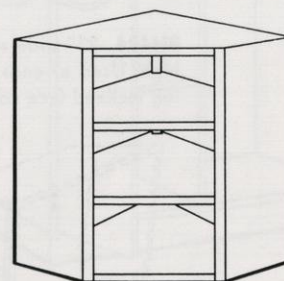
8H282 24" wide x 12" deep x 30" high. 2 adjustable shelves. Sliding doors.

8H284 30" wide x 12" deep x 30" high. 2 adjustable shelves. Sliding doors.



8H286 35 $\frac{1}{2}$ " wide x 12" deep x 30" high. 2 adjustable shelves. Sliding doors.

8H288 47" wide x 12" deep x 30" high. 2 adjustable shelves. Sliding doors.



8H276 24" x 24" x 12" deep x 30" high. Corner wall case. 2 adjustable shelves, no door.

8H276HD with hinged door.

Specify material and color for sliding doors. See note above.

VERTICAL FACE UPPER SECTION UNITS

See note at top of page 27 for information regarding sliding and hinged doors for the cases shown below.



10H226 35½" wide x 12" deep x 48" high. 2 adjustable shelves, no doors.


10H226HD with hinged doors.

10H228 47" wide x 12" deep x 48" high. 2 adjustable shelves, no doors.

10H228HD with hinged doors.

10H246 35½" wide x 12" deep x 48" high. 2 compartments each with 1 adjustable shelf. Sliding doors.

10H248 47" wide x 12" deep x 48" high. 2 compartments each with 1 adjustable shelf. Sliding doors.



10H366 35½" wide x 16" deep x 48" high. 2 adjustable shelves, no doors.

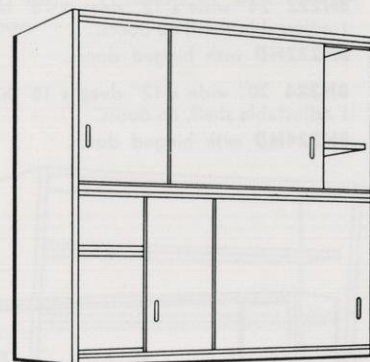
10H366HD with hinged doors.

10H368 47" wide x 16" deep x 48" high. 2 adjustable shelves, no doors.

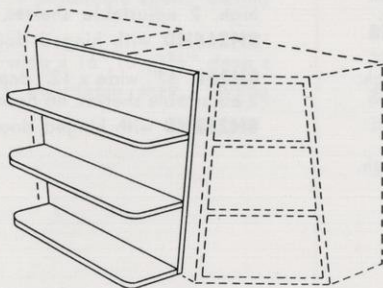
10H368HD with hinged doors.

10H386 35½" wide x 16" deep x 48" high. 2 compartments each with 1 adjustable shelf. Sliding doors.

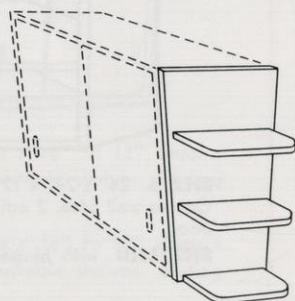
10H388 47" wide x 16" deep x 48" high. 2 compartments each with 1 adjustable shelf. Sliding doors.



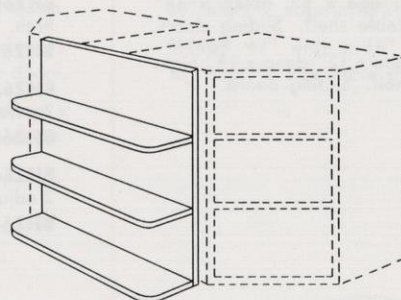
WHAT-NOT SHELF UNITS



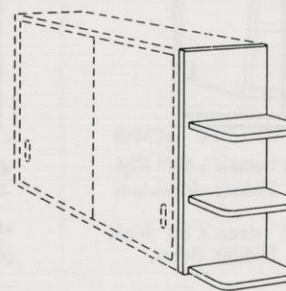
8H494 22" wide x 6" deep x 30" high. Used at ends of two adjoining inclined face corner wall cases.



8H496 6¾" wide x 16" to 12" deep x 30" high. Used at end of inclined face wall case.

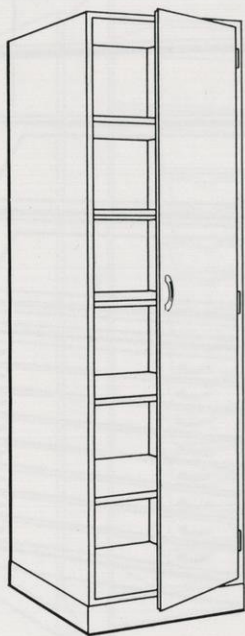


8H294 22" wide x 6" deep x 30" high. Used at ends of two adjoining vertical face corner wall cases.



8H296 6¾" wide x 12" deep x 30" high. Used at end of vertical face wall case.

FULL HEIGHT STORAGE CASES



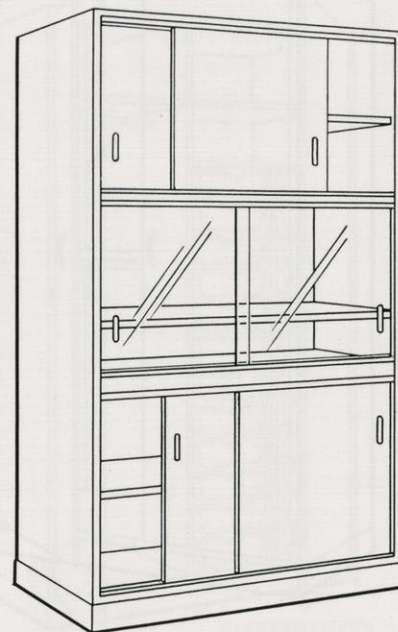
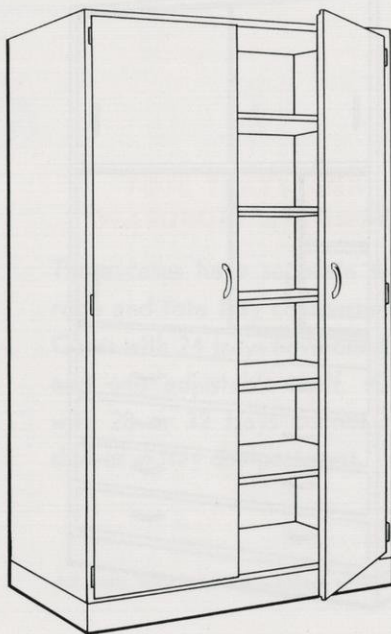
SHELF STORAGE

NOTE: These cabinets all have one fixed center shelf and four adjustable shelves.

13H27 24" wide x 22" deep x 84" high.

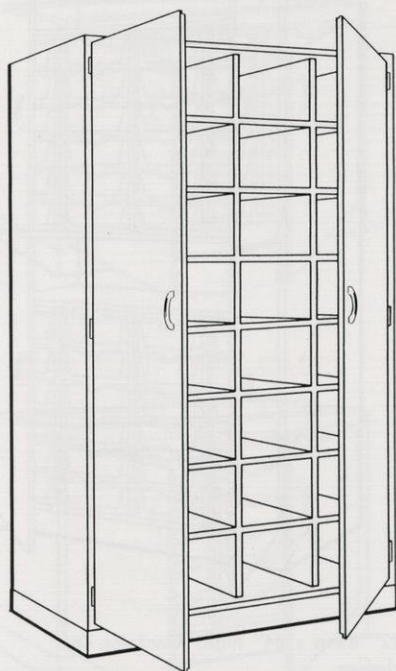
13H29 35½" wide x 22" deep x 84" high.

13H31 47" wide x 22" deep x 84" high.



SHELF - DISPLAY

13H403 47" wide x 22" deep x 84" high. 3 compartments, each with an adjustable shelf. Choice of various types of sliding doors.



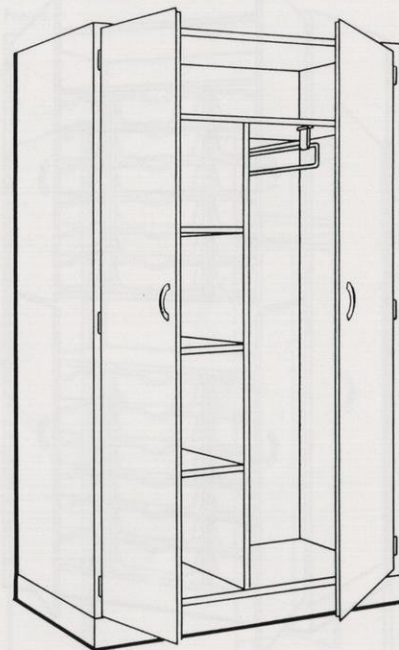
COMPARTMENTS

13H405 47" wide x 22" deep x 84" high. 32 compartments.



FILE - SHELF

13H407 35½" wide x 22" deep x 84" high. 2 compartments each with adjustable shelf, 4 file and 2 shallow drawers. Choice of sliding door materials.



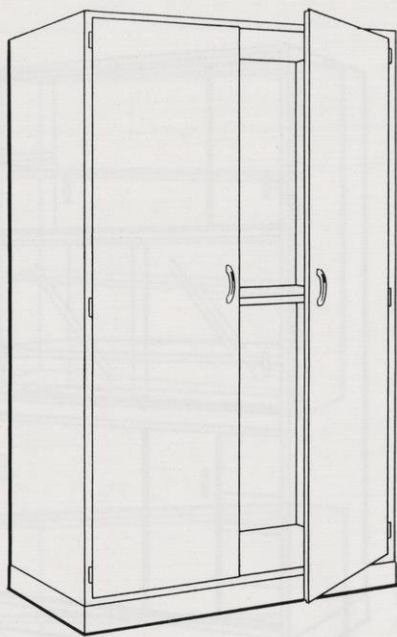
MULTIPURPOSE

13H409 47" wide 22" deep x 84" high. Contains 4 compartments, full width shelf and section with pull-out garment hanger.

13H408 For corner installation. Blind panel on left.


13H410 Blind panel on right.

FULL HEIGHT STORAGE CASES



EQUIPMENT

13H411 47" wide x 22" deep x 84" high. 1 fixed shelf.



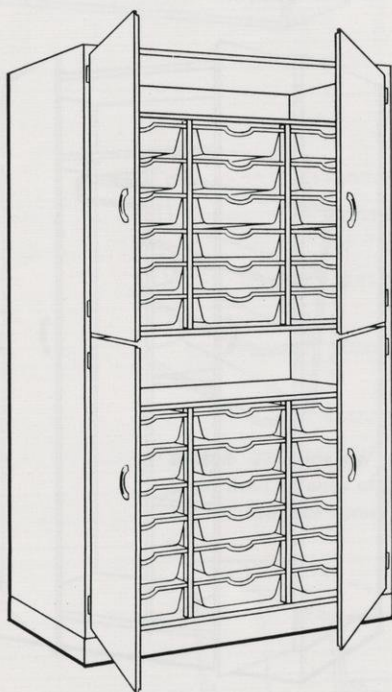
DRAWER - SHELF

13H413 47" wide x 22" deep x 84" high. Choice of various types of sliding doors.



MAGAZINE AND PAPER STORAGE

13V418 47" wide x 34" and 22" deep x 84" high. 2 sloping, lifting shelves, 2 book shelves and 8 drawers.



TOTE TRAY STORAGE

(With 26H343 — 14 $\frac{1}{8}$ " x 18 $\frac{7}{8}$ " x 4" Trays)

These cases are divided into upper and lower sections, each with separate doors, with locks.

Cases with 36 trays have 18 trays and a shelf in each section.

Cases with 42 trays have 21 trays in each section and no shelf.

Cases with 48 trays have 24 trays in each section and no shelf.

ADDITIONAL TOTE TRAY UNITS ON PAGE 31

TOTE TRAY STORAGE

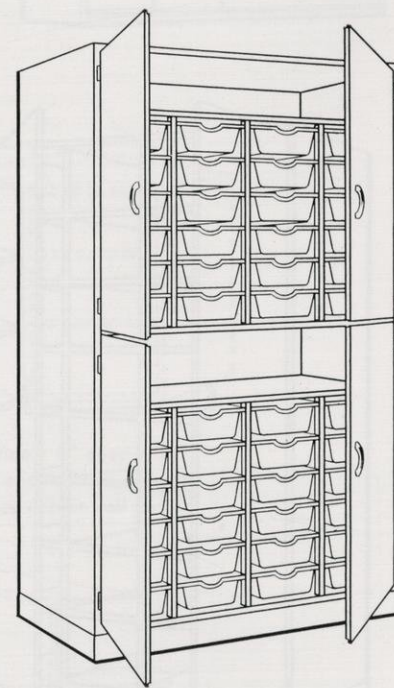
(With 26H341 — 10 $\frac{1}{4}$ " x 18 $\frac{7}{8}$ " x 4" Trays)

These cases are divided into upper and lower sections, each with separate doors, with locks.

Cases with 48 trays have 24 trays and a shelf in each section.

Cases with 56 trays have 28 in each section and no shelf.

Cases with 64 trays have 32 in each section and no shelf.



13H423 47" wide x 22" deep x 84" high. Contains 36, 26H343 trays and 2 shelves.

13H425 47" wide x 22" deep x 84" high. Contains 42, 26H343 trays only, no shelves.

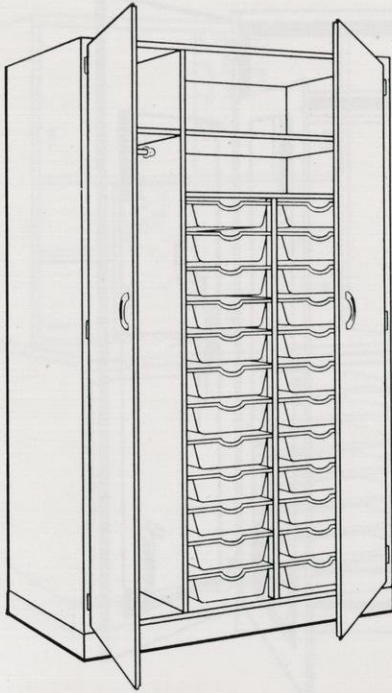
13H427 47" wide x 22" deep x 84" high. Contains 48, 26H343 trays only, no shelves.

13H439 47" wide x 22" deep x 84" high. Contains 48, 26H341 trays and 2 shelves.

13H441 47" wide x 22" deep x 84" high. Contains 56, 26H341 trays only.

13H443 47" wide x 22" deep x 84" high. Contains 64, 26H341 trays only.

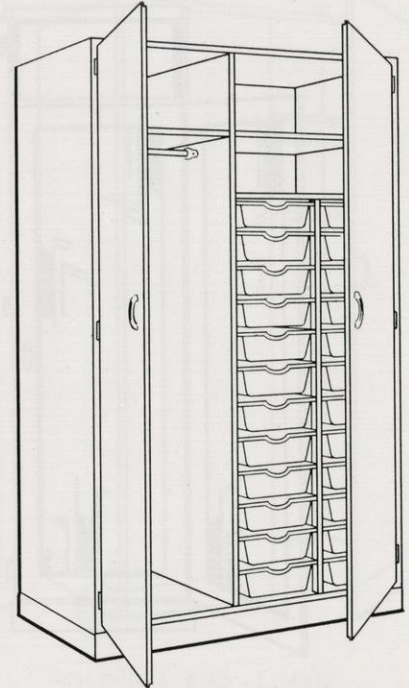
FULL HEIGHT STORAGE CASES



TOTE TRAYS AND WARDROBE STORAGE

These cases have separate wardrobe and tote tray compartments. Cases with 24 trays have one fixed and one adjustable shelf. Cases with 28 or 32 trays do not have shelves in tray compartment.

All tote tray cases provided with locks.



13H451 47" wide x 22" deep x 84" high. Contains 24, 26H343 trays.

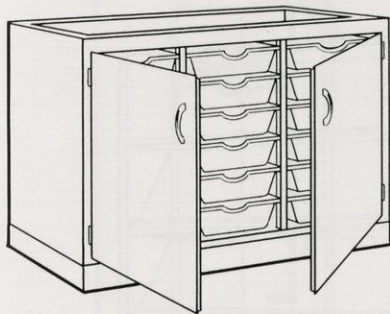
13H453 47" wide x 22" deep x 84" high. Contains 28, 26H343 trays.

13H455 47" wide x 22" deep x 84" high. Contains 32, 26H343 trays.

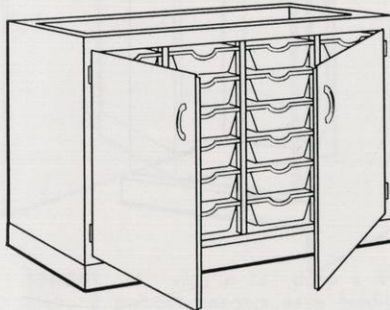
13H457 47" wide x 22" deep x 84" high. Contains 24, 26H341 trays.

13H459 47" wide x 22" deep x 84" high. Contains 28, 26H341 trays.

13H461 47" wide x 22" deep x 84" high. Contains 32, 26H341 trays.



LOW TOTE TRAY CASES



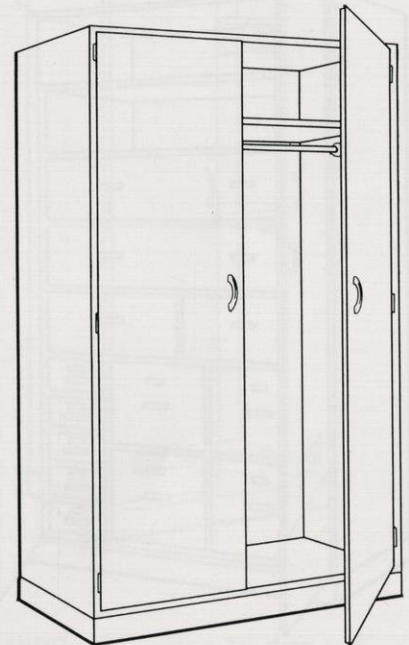
2H276 (above) 47" wide x 22" deep x 34 $\frac{3}{4}$ " high. Contains 18, 26H343 trays.

2H277 47" wide x 22" deep x 34 $\frac{3}{4}$ " high. Contains 24, 26H341 trays.



TEACHERS WARDROBE

13H471 24" wide x 22" deep x 84" high. Hat shelf and clothes hanger rod. Mirror is optional.

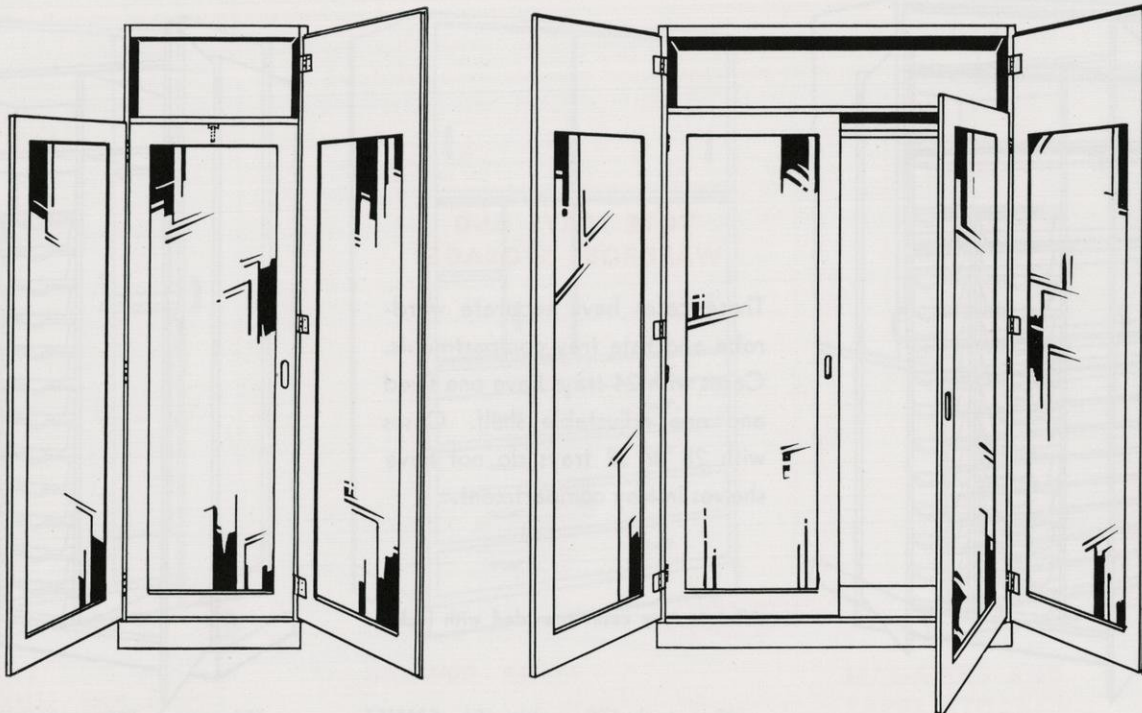


WARDROBE

13H473 35 $\frac{1}{2}$ " wide x 22" deep x 84" high.

13H475 47" wide x 22" deep x 84" high. Hat shelf and clothes hanger rod.

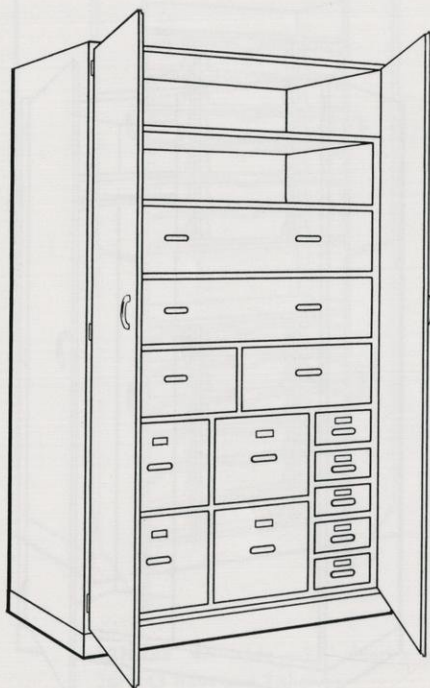
FULL HEIGHT STORAGE CASES



TRIPPLICATE MIRROR AND WARDROBE

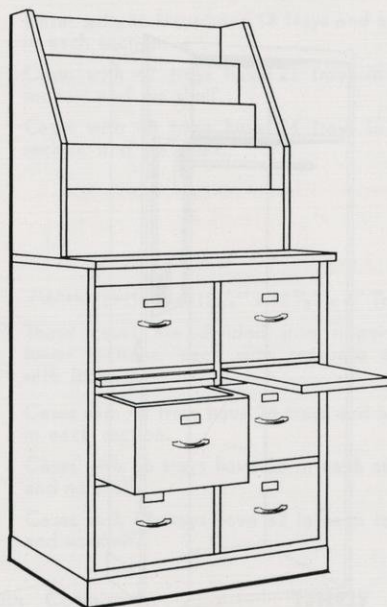
13H479 24" wide x 22" deep x 84" high. 3 doors each with mirror. Wardrobe space behind doors.

13H481 47" wide x 22" deep x 84" high. 4 doors each with mirror. Wardrobe space behind doors.



GENERAL FILE

13H485 47" wide x 22" deep x 84" high. 2 letter and 2 legal file drawers, 2 full width and 2 half width drawers, 5 small trays, 2 full width shelves.



FILE - MAGAZINE

13H489 36 1/4" wide x 22" deep x 84" high. 3 letter and 3 legal size file drawers. 2 pullboards, magazine rack.



CHART, MAGAZINE - BOOK

13H491 47" wide x 22" deep x 84" high. Book shelf, 2 lifting magazine shelves, pull out chart rack.

FULL HEIGHT STORAGE CASES



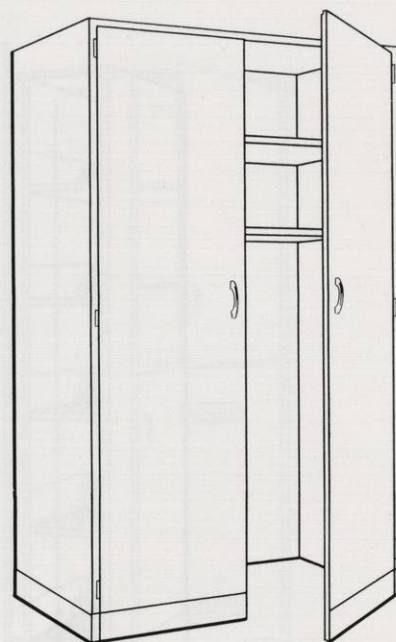
SHELF - CHART

50H604 47" wide x 34" and 16" deep x 84" high. 2 compartments with adjustable shelf, 7 pull out trays.



CHILD CARE - HOME NURSING

13H493 47" wide x 22" deep x 84" high. 2 half width drawers, 5 small trays, 8 compartments.



FOLDING BED - LINEN

13H497 47" wide x 22" deep x 84" high. 1 fixed and 1 adjustable shelf. No floor.



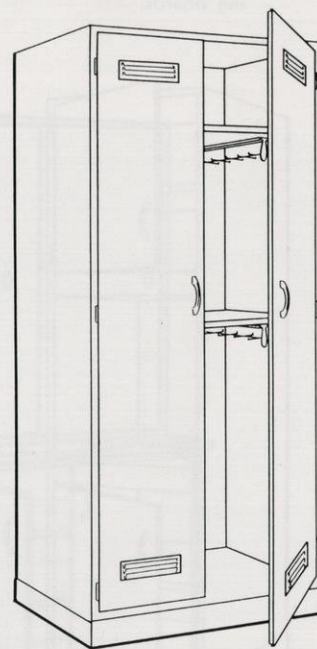
13H501 24" wide x 22" deep x 84" high. 2 pull-out hangers each holding 24 full length aprons. Total capacity 48 aprons.

13H503 Two tiers of 2 pull-out hangers each holding 24 tea length aprons. Capacity 96 aprons. See illustration of 13H507.



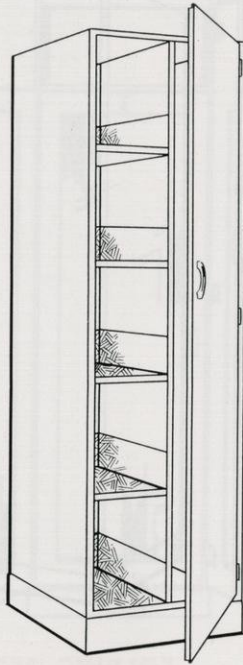
APRON STORAGE

13H505 35 1/2" wide x 22" deep x 84" high. 2 pull-out hangers each holding 24 full length aprons. Total capacity 48 aprons.

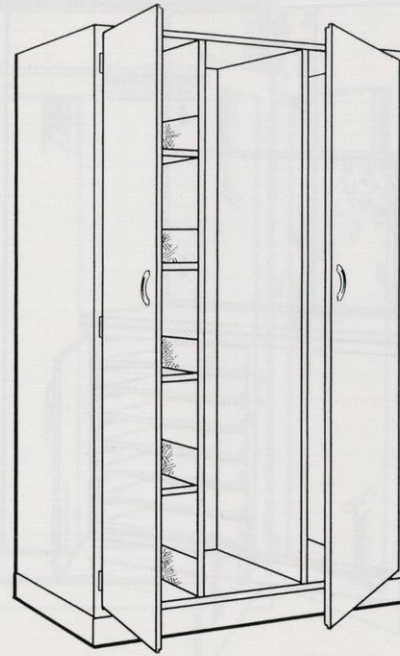


13H507 35 1/2" wide x 22" deep x 84" high. 2 tiers of 2 pull-out hangers each holding 24 tea length aprons. Total capacity 96 aprons.

FULL HEIGHT STORAGE CASES



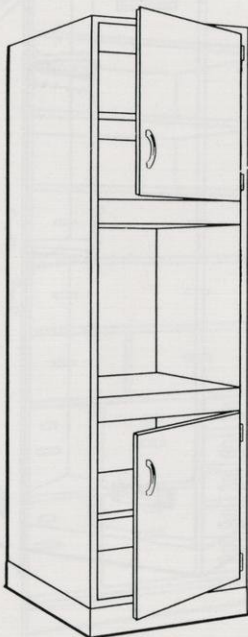
13H511 24" wide x 22" deep x 84" high. 5 transite lined compartments for irons, tall compartment for folding ironing boards.



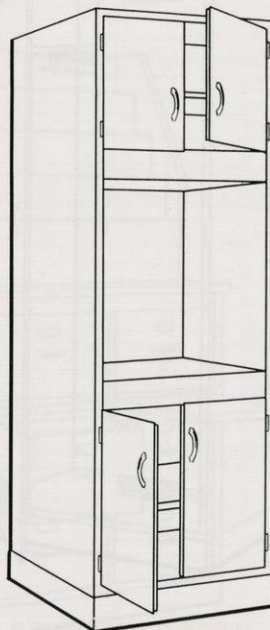
13H513 35½" wide x 22" deep x 84" high.

13H515 47" wide x 22" deep x 84" high. 5 transite lined compartments for irons, 2 tall compartments for folding ironing boards.

IRONING BOARD AND IRON STORAGE



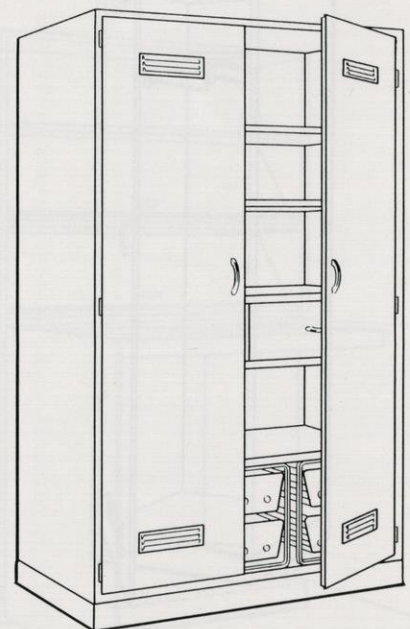
13H525 24" wide x 24" deep x 84" high.



13H529 27" wide x 24" deep x 84" high.

13H533 33" wide x 24" deep x 84" high.

BUILT-IN OVEN UNITS



13H537 47" wide x 22" deep x 84" high. 2 wood drawers and 6 steel pull-out vegetable bins.

FOOD STORAGE

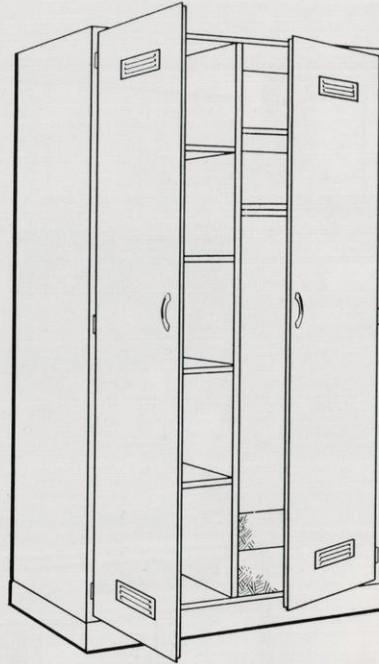
Cupboards, each with an adjustable shelf, above and below oven compartment.
Built in range units are shown on pages 13 and 23.

FULL HEIGHT STORAGE CASES



CLEANING UTENSIL STORAGE

13H539 24" wide x 22" deep x 84" high. 2 adjustable shelves, galvanized steel liner.




13H541 47" wide x 22" deep x 84" high. 2 compartments. 1 with 5 cubicles, other with 1 adjustable shelf and galvanized steel liner.



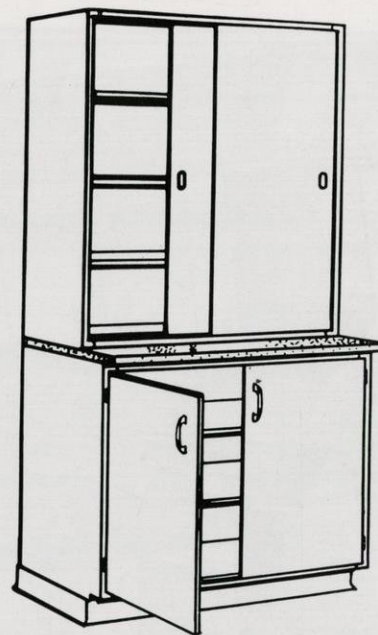
REFUSE STORAGE

13H543 24" wide x 22" deep x 84" high. Galvanized steel liner in lower compartment, 2 adjustable shelves in upper.



TOOL STORAGE

13H571 47" wide x 22" deep x 84" high. 2 pivoting double faced pegboard panels. Additional pegboard on back of cabinet and inside of doors. 1 adjustable shelf.



PAINT UNIT (STEEL)

50H630 35 1/2" wide x 16" - 22" deep x 84" high. Counter height 37". Steel cabinets. 3 adjustable shelves in upper and 2 in lower units.



KITCHEN UNIT ASSEMBLIES

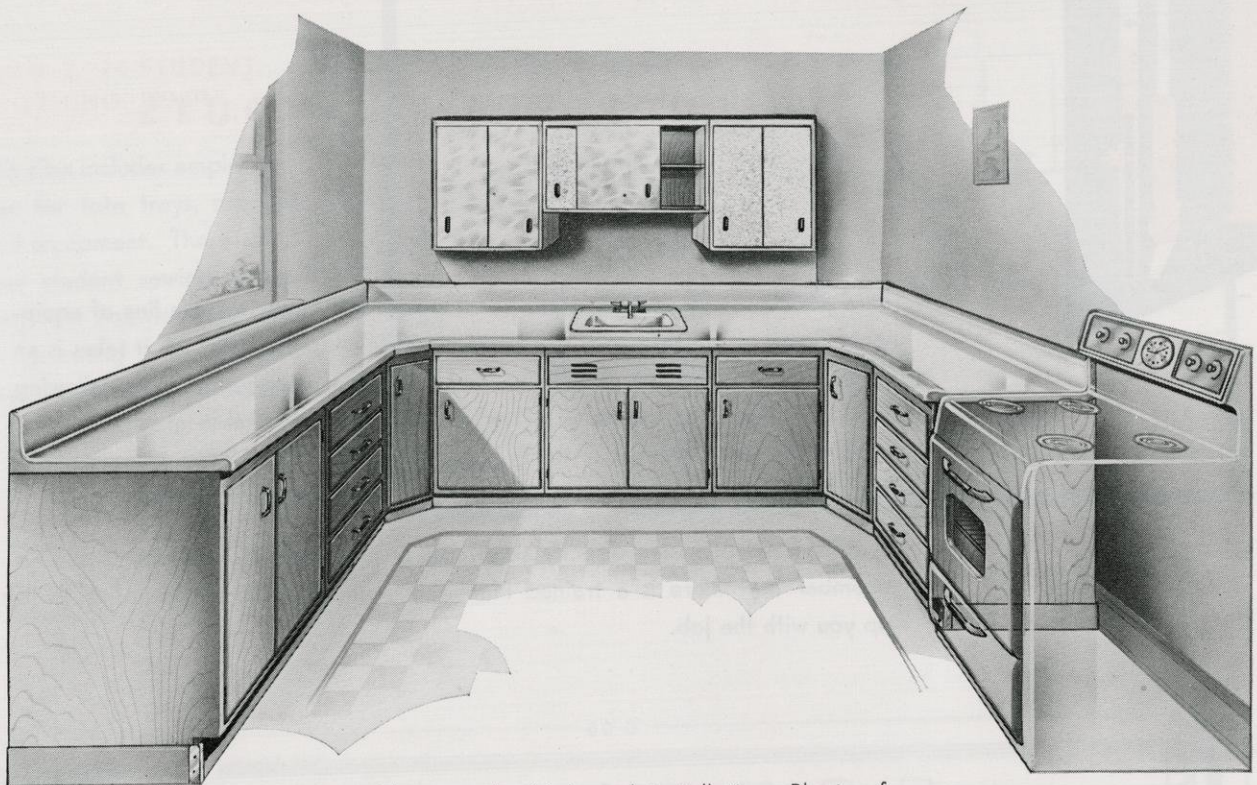
The typical assemblies shown will stimulate visualization of the unlimited equipment combinations that can be achieved in your Foods areas. They are intended only as a starting point in the planning of facilities to fit your individual requirements.

Ample working surface, spacious storage areas, and convenience are the hallmark of kitchens planned and installed with Hamilton Equipment. Designed and built specifically for educational use.

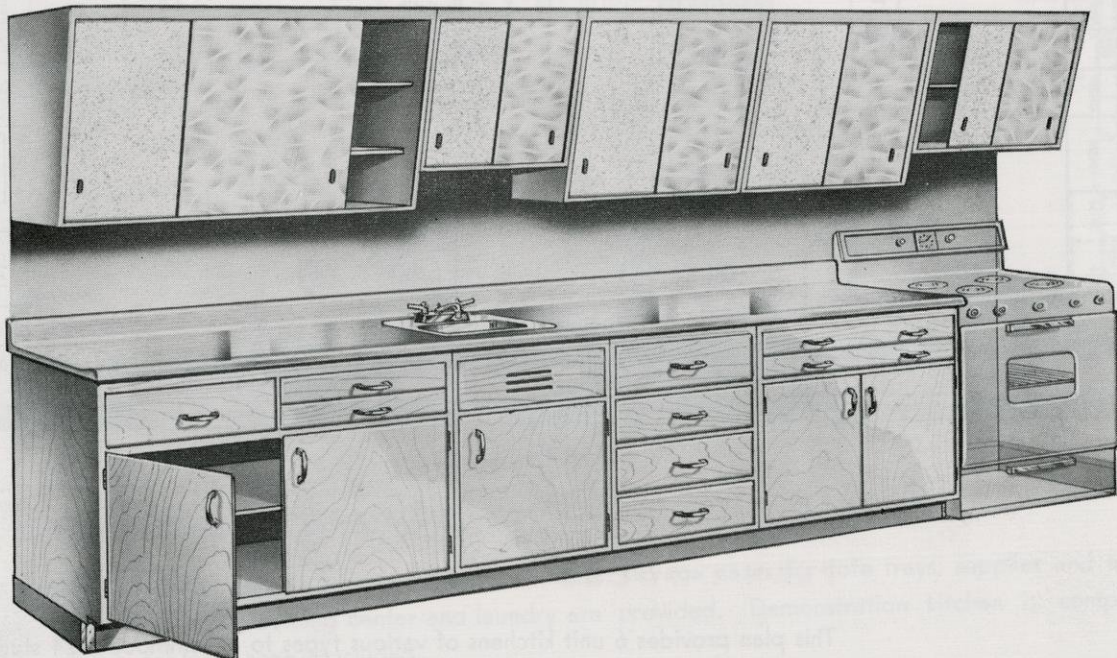
A compact, work-centered combination including built-in range and oven.

Base and wall units in the popular L-shaped arrangement with angle corner.





The popular U-shaped installation. Plenty of work surface with spacious storage space underneath.



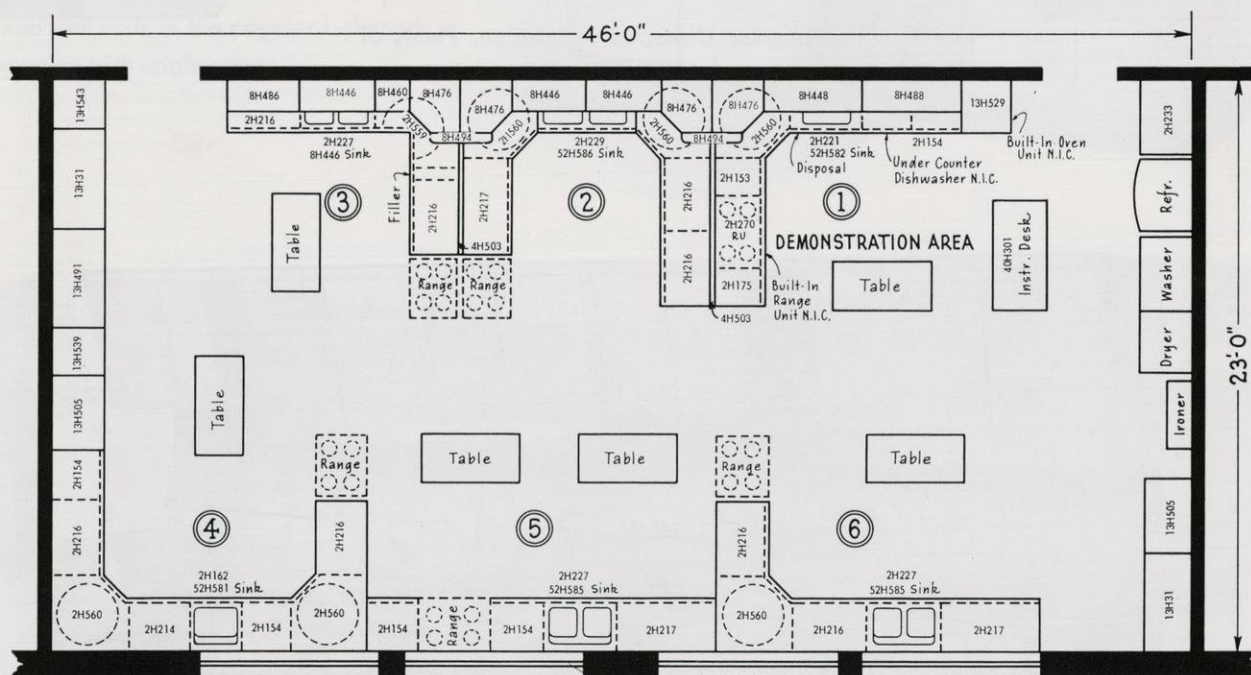
Typical, straight-line assembly of Hamilton units. Provides ample facilities for all food area activities.



FLOOR PLAN LAYOUTS

There are thousands of floor plans possible with this highly flexible line of equipment. Some of the best ones are those you'll develop yourself. All it takes is an ordinary room, Hamilton equipment, and a touch of imagination. The following plans are offered as examples. They may include a workable answer to your problem, or serve only as a starting point for you. Two basic ideas emerge from these plans; the activity center idea and the multi-purpose classroom.

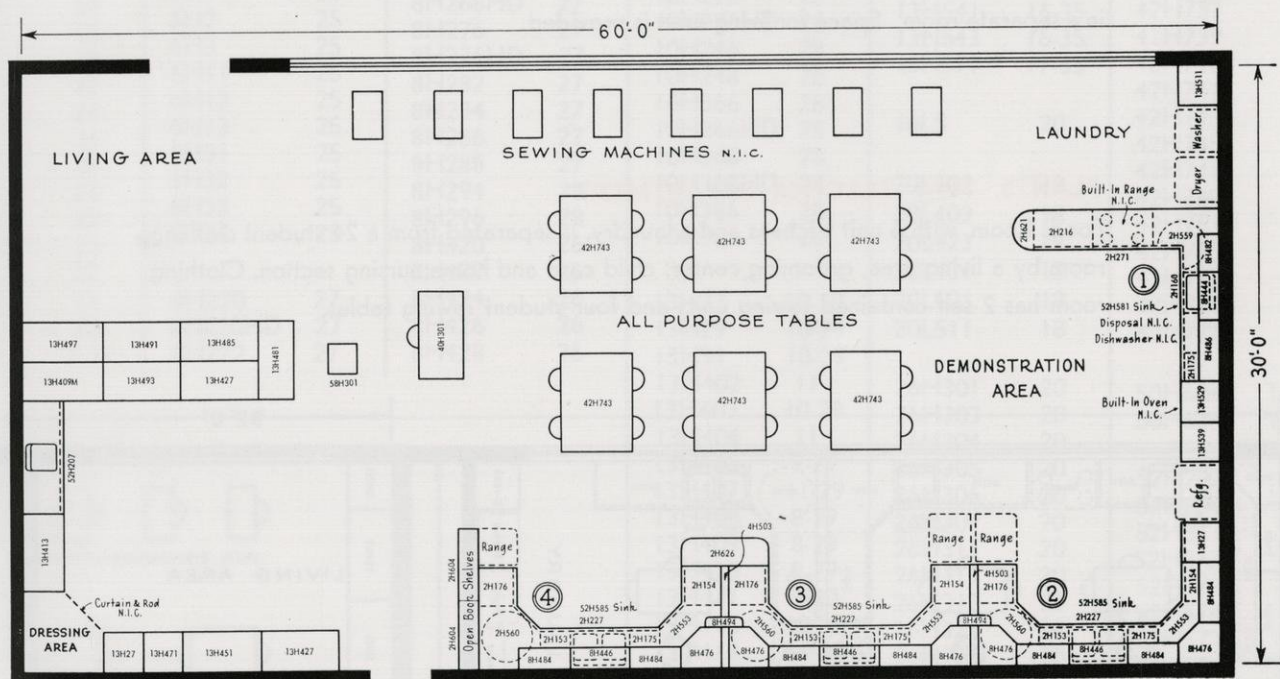
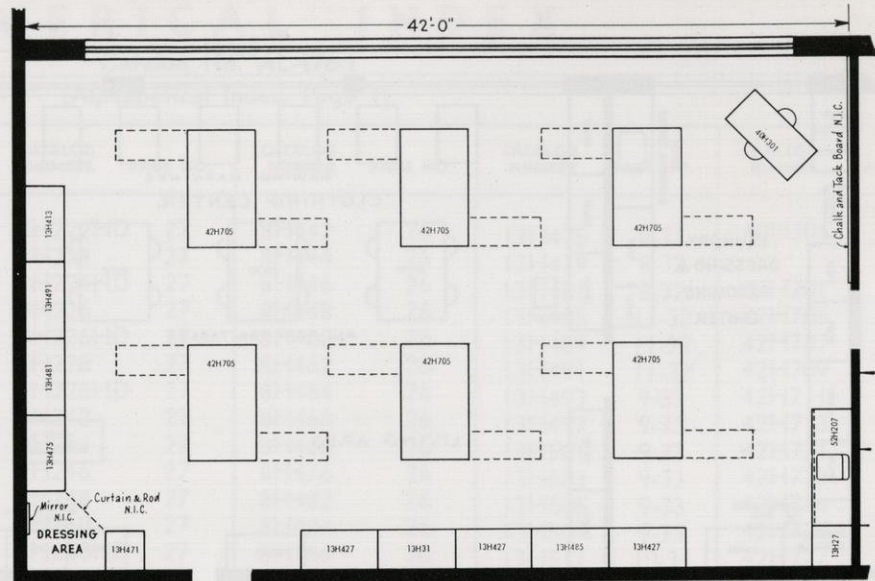
Whether these plans are directly adaptable or provocative of new ideas, always remember that there is a trained Hamilton engineer near, ready and able to help you with the job.



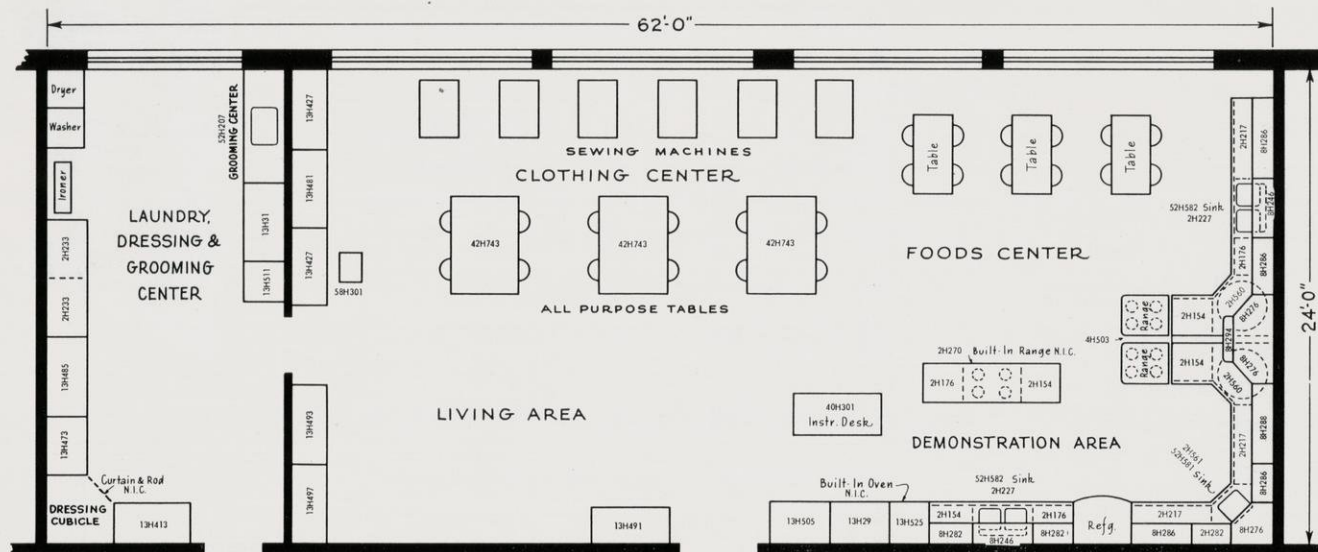
PLAN 1. FOODS ROOM

This plan provides 6 unit kitchens of various types to accommodate 24 students. Note the complete, modern demonstration kitchen. A laundry unit and ample storage facilities are included.

This plan includes ample storage for tote trays, supplies and equipment. There are 6 four student sewing tables, each with 2 sewing machines. A grooming center and dressing area are provided.



This department has 4 unit kitchens, 6 all purpose tables, storage cases for tote trays, supplies and equipments. Dressing space, grooming center and laundry are provided. Demonstration kitchen is completely modern. Space for living area is included.

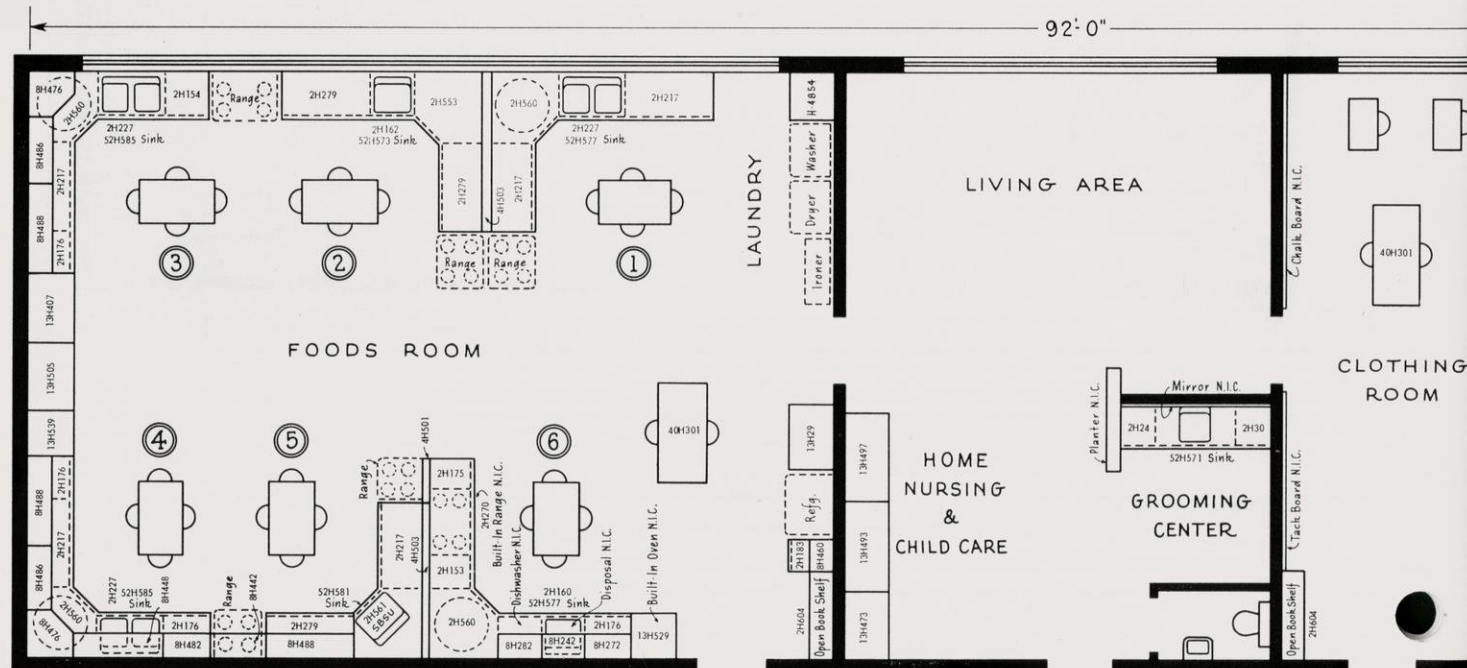


PLAN 4. ALL-PURPOSE DEPARTMENT

Three unit kitchens, in a variety of arrangements including an island type demonstration unit, and a clothing area are shown. Laundry, dressing and grooming centers are in a separate room. Space for living area is provided.

PLAN 5. TWO TEACHER DEPARTMENT



Foods Room, with 6 unit kitchens and a laundry, is separated from a 24 student clothing room by a living area, grooming center, child care and home nursing section. Clothing room has 2 self-contained sewing units and four student sewing tables.



NUMERICAL INDEX

Catalog No. AL-476-I
(Alphabetical Index, Page 1)

CATALOG NUMBER	PAGE NO.	CATALOG NUMBER	PAGE NO.	CATALOG NUMBER	PAGE NO.	CATALOG NUMBER	PAGE NO.	CATALOG NUMBER	PAGE NO.	CATALOG NUMBER	PAGE NO.
2H24	21	2H277	7-31	8H222HD	27	8H442	26	13H475	8-31	40H301	3
2H26	21	2H278	22	8H224	27	8H444	26	13H479	8-32		
2H28	21	2H279	22	8H224HD	27	8H446	26	13H481	8-32	42H701	4
2H30	21	2H553	23	8H226	27	8H448	26	13H485	11-32	42H705	5
2H151	22	2H557	23	8H226HD	27	8H460	26	13H489	11-32	42H707	5
2H152	22	2H558	23	8H228	27	8H462	26	13H491	11-32	42H709	5
2H153	22	2H559	23	8H228HD	27	8H464	26	13H493	9-33	42H711	5
2H154	22	2H560	23	8H242	27	8H466	26	13H497	9-33	42H713	5
2H160	24	2H561	24	8H244	27	8H468	26	13H501	9-33	42H721	3
2H162	24	2H562	24	8H246	27	8H476	26	13H503	9-33	42H723	3
2H165	17-23	2H603	24	8H248	27	8H482	26	13H505	9-33	42H724	3
2H166	23	2H604	24	8H260	27	8H484	26	13H507	9-33	42H725	3
2H175	22	2H620	24	8H260HD	27	8H486	26	13H511	10-34	42H727	3
2H176	22	2H621	24	8H262	27	8H488	26	13H513	10-34	42H728	3
2H183	22	2H626	24	8H262HD	27	8H494	28	13H515	10-34	42H729	3
2H184	22			8H264	27	8H496	28	13H525	15-34	42H731	3
2H210	22	4H501	25	8H264HD	27			13H529	15-34	42H732	3
2H211	22	4H503	25	8H266	27			13H533	15-34	42H733	3
2H212	23			8H266HD	27	10H226	28	13H537	15-34	42H735	3
2H213	23			8H268	27	10H226HD	28	13H539	16-35	42H736	3
2H214	22	6H1	25	8H268HD	27	10H228	28	13H541	16-35	42H737	3
2H215	22	6H2	25	8H276	27	10H228HD	28	13H543	16-35	42H739	3
2H216	22	6H3	25	8H276HD	27	10H246	28	13H571	17-35	42H740	3
2H217	22	6H11	25	8H282	27	10H248	28			42H741	3
2H221	24	6H12	25	8H284	27	10H366	28			42H743	3
2H223	24	6H13	25	8H286	27	10H366HD	28	16L5	20	42H745	3
2H227	24	6H31	25	8H288	27	10H368	28			42H747	3
2H229	24	6H32	25	8H294	28	10H368HD	28	20L302	18	42H749	3
2H233	22	6H33	25	8H296	28	10H386	28	20L403	18	42H751	3
2H235	21	6H34	25	8H420	26	10H388	28	20L423	18	42H775	17
2H241	22			8H422	26			20L431	18	42H776	17
2H270	23	8H220	27	8H424	26	13H27	10-29	20L501	18	42H777	17
2H271	23	8H220HD	27	8H426	26	13H29	10-29	20L511	18	42H778	17
2H276	7-31	8H222	27	8H428	26	13H31	10-29				
						13H402	11	26H301	20	50H604	11-33
						13H403	10-29	26H303	20	50H630	17-35
						13H404	11	26H304	20		
						13H405	9-29	26H305	20	52H207	8
						13H407	11-29	26H306	20	52H209	8
						13H408	8-29	26H309	20	52H571	19
						13H409	8-29	26H311	20	52H572	19
						13H410	8-29	26H313	20	52H573	19
						13H411	9-30	26H315	20	52H574	19
						13H413	10-30	26H321	20	52H577	19
						13H418	11-30	26H323	20	52H578	19
						13H423	7-30	26H325	20	52H581	19
						13H425	7-30	26H326	20	52H582	19
						13H427	7-30	26H331	20	52H585	19
						13H439	7-30	26H333	20	52H586	19
						13H441	7-30	26H335	20		
						13H443	7-30	26H341	7	56H224	17
						13H451	7-31	26H343	7		
						13H453	7-31			58H64	6
						13H455	7-31	32L36	19	58H65	6
						13H457	7-31	32L37	19	58H66	6
						13H459	7-31	32L127	19	58H140	6
						13H461	7-31			58H301	6
						13H471	8-31			58H303	6
						13H472	16	34L7	19	58H305	6
						13H473	8-31	34L8	19		



Hamilton MANUFACTURING COMPANY
TWO RIVERS, WISCONSIN