



LIBRARIES

UNIVERSITY OF WISCONSIN-MADISON

Wisconsin football guide 1994.

Madison, Wisconsin: UW Sports Information Office, 1948



<https://digital.library.wisc.edu/1711.dl/V4U5WL5WV7QWS8U>





<http://rightsstatements.org/vocab/InC/1.0/>

The libraries provide public access to a wide range of material, including online exhibits, digitized collections, archival finding aids, our catalog, online articles, and a growing range of materials in many media.

When possible, we provide rights information in catalog records, finding aids, and other metadata that accompanies collections or items. However, it is always the user's obligation to evaluate copyright and rights issues in light of their own use.

WISCONSIN





Clockwise from upper left: wide receiver J.C. Dawkins, guard Joe Rudolph, wide receiver Lee DeRamus, defensive tackle Mike Thompson, and tight end Michael Roan

ON THE COVERS

Front: Brent Moss, last year's Big Ten and Rose Bowl MVP, is a leading candidate for the Heisman Trophy. Moss is the nation's top returning rusher (136.4 yards per game). **Inset:** Rose Bowl trophy. **Back:** Three-year starter Cory Raymer was the first-team all-Big Ten center in '93. **Inset:** Barry Alvarez guided UW to the winningest season (10-1-1) in school history. Alvarez was national Coach of the Year by four organizations.

PREVIEW 33

A look ahead at the defending Rose Bowl champs. Fifteen starters return, including six first-team all-Big Ten picks.

PERSONNEL 43

Barry Alvarez, the reigning AFCA national Coach of the Year, his players and staff are featured through biographical information.

REVIEW 93

All the stats and honors from the first 10-win season and Rose Bowl championship in school history.

HONORS 109

The all-Americans, all-Big Ten choices, NFL draftees and all-time letterwinners are highlighted in this honors section.

RECORDS 133

Here are all the wins and losses plus record-setting performances from 105 years of Badger football.

OPPONENTS 187

Five bowl teams dot the Badgers' 1994 slate, including a pre-league date at Colorado.

MEDIA INFO. 199

Guidelines to help the media cover Badger football during the 1994 season.

Credits

The 1994 Wisconsin Football Guide is published by the University of Wisconsin Sports Information Office.

Editor & Designer ... Steve Malchow
Managing Editor Will Roleson
Contributing Editor John Estes
Contributing Editor Julie Kluge
Contributor Jesse Asadow
Contributor Eric Cormany
Contributor Mike Houck
Contributor Dan Meyer
Contributor Barb Wyatt
Contributor Judd Zusel
Research Jim Mott
Cover design Earl Madden

Photo credits

Front cover: Brent Moss (Al Bello, Allsport) and Rose Bowl trophy (Produced by Woodland Marketing. Photography by Shawn Harper).

Contributing photographers: David Stluka, Steve Woltmann, Al Bello, Stephen Dunn, David Loeb, Mary Simonsen and Photo Media.

Photos not otherwise indicated are from the University of Wisconsin Photo Media Unit (Greg Anderson, Del Brown and Jay Salvo) or News Service (Jeff Miller, Andy Mendelson and Cary Shlimovitz).

The 1994 Wisconsin Football Guide is available to the public by sending a check, cash or money order for \$10 to Barb Wyatt, Sports Information Office, University of Wisconsin, 1440 Monroe Street, Madison, WI 53711.

Quick Facts

Location Madison, WI
Founded 1848
Enrollment 40,000
Nickname Badgers
Colors Cardinal & White
Stadium Camp Randall
Capacity 77,745
Chancellor David Ward
Director of Athletics Pat Richter
Head Coach Barry Alvarez
Alma mater Nebraska '69
Record at UW 21-23-1 (4 years)
Career record same
1993 record 10-1-1
1993 Big Ten record 6-1-1 (1st-tie)
Post-season Rose Bowl
Lettermen back/lost 51/16
Starters back/lost 15/7
Sports Info. Dir. Steve Malchow
Associate SID John Estes
Assistant SID Julie Kluge
SID phone (608) 262-1811
SID fax (608) 262-8184

ACADEMICS & ATHLETICS

Achieving national recognition in both academics and athletics is a difficult challenge for universities today. The University of Wisconsin is one of the few institutions that has earned praise for its work in the classroom and on the field of play.

With its admittance to the Association of American Universities (AAU), the UW-Madison has been recognized for its solid reputation in the academic world. Indeed, only 56 schools nationally are in the AAU.

Balancing the academic requirements of an outstanding institution with the demands of collegiate athletic competition is difficult. However, the University of Wisconsin has attacked the challenge and succeeded.

Inclusion in the Association of American Universities and a Rose Bowl championship in 1994 proves that academics and athletics do indeed mix at the UW-Madison.


AAU members

Arizona
Brandeis
Brown
California
Cal. Inst. of Tech
Carnegie-Mellon
Case Western
Catholic Univ.
Chicago
Clark
Colorado
Columbia
Cornell
Duke
Florida
Harvard
Illinois
Indiana
Iowa
Iowa State
Johns Hopkins
Kansas
Maryland
M.I.T.
Michigan
Michigan State
Minnesota
Missouri


Nebraska
New York Univ.
North Carolina
Northwestern
Ohio State
Oregon
Penn State
Pennsylvania
Pittsburgh
Princeton
Purdue
Rice
Rochester
Rutgers
Stanford
S.U.N.Y.
Syracuse
Texas
Tulane
UCLA
UC-San Diego
USC
Vanderbilt
Virginia
Washington (Mo.)
Washington
Wisconsin
Yale



PLAYER QUOTES



Terrell Fletcher enters his senior season with the highest career average per carry (5.24) in Wisconsin history.



Jeff Messenger, who led the Big Ten in interceptions last fall, needs seven pickoffs to set a UW career record.

Terrell Fletcher on preparing for the NFL

"When a student-athlete decides to play football at a Big Ten school, he probably has a desire to give pro football a chance. The Wisconsin coaches, through their good working relationship with the NFL, aid those players who are skilled enough to earn an opportunity to further their football careers."

J.C. Dawkins on playing in the Big Ten

"The Big Ten Conference is the most competitive league in the nation. With seven teams qualifying for bowls last year, the Big Ten made its case for being the top conference in the country. The great coaching, quality athletes and tremendous tradition in the Big Ten are second to none."

Jeff Messenger on campus life

"The University of Wisconsin-Madison campus offers a fantastic social lifestyle. There's never a boring time on campus because of the tremendous entertainment opportunities available. Going to school in Madison is very rewarding and fun. The UW offers a great mixture of academic challenge and social opportunity."

Matt Nyquist on academic opportunities


"In my experience at the University, I've been able to take a wide variety of courses. That has provided me exposure to many different academic areas and helped me identify an area of interest. The academic support system that the school offers is second to none. If you have trouble in your classes, there's a network of help ready to guide you through."

Joe Rudolph on facilities

"The football facilities at Wisconsin are among the finest in the country. The McClain Athletic Facility includes a top-of-the-line locker room, indoor practice site, weight room, training room and study area. Camp Randall Stadium is one of the most exciting and beautiful places in the nation to play football."

Chris Hein on the coaching staff

"There's no question the coaching staff at Wisconsin is among the best in the nation. If you're willing to work hard, learn and listen, there's no doubt you will realize both individual and team success. As a former walk-on, I am especially grateful to the staff for the opportunity I received to play football and earn an education at the UW."



Situated among gentle rolling hills and wooded areas between Lakes Mendota and Monona is the 900-acre University of Wisconsin campus. Located in the state's capital city, Madison, the UW campus is one of the nation's most picturesque.

Filmmakers have selected the campus as the location for films about college life; one was the 1986 summer hit *Back to School* with Rodney Dangerfield.

In the fall of 1993, MTV included UW-Madison as one of four campuses to feature during its "Guide to Higher Education" tour.

There are many famous landmarks on campus, including tree-

lined Bascom Hill, North Hall (the first building on campus), Van Hise Hall (the tallest building on campus) and Picnic Point (a 129-acre peninsula used by joggers, walkers and bikers). One of the best loved and most visited areas of the campus is the Memorial Union Terrace, where students sit and study or socialize against a backdrop of sailboats, sailboards and swimmers enjoying Lake Mendota.

Wisconsin students include some of the nation's foremost scholastic achievers. The diversification of the student body and its campus life make the UW a truly special educational experience.

CAMPUS LIFE

"Madison is the campus that's never mentioned when the 'What are the prettiest schools in the world?' question pops up. But it should be!"

— AUTHOR BOB WOOD

BIG TEN COUNTRY




Madison (population 196,053) is home to both the University of Wisconsin and the state capital. The city was designed so that the university and state would be linked, signifying the interrelated nature of academics and politics.

One of the Midwest's most vibrant communities, Madison offers an endearing quality of life to both its residents and students.

The centerpiece of the city is the State Capitol. The campus is west of the Capitol and offers easy access to shopping malls, restaurants for every taste and popular night spots.

With a diverse population of



nearly 200,000, Madison offers the unique combination of big-city excitement and small-town charm. Madison is an action-oriented community that promotes participation in government, education, sports, arts and recreation.

Madison was listed as the second most livable city in the United States in a 1993 *Money* magazine survey.

Besides the UW Athletic Department, the city offers a large quantity and high quality of sports activities. *Outside* magazine ranked Madison as one of the top 15 sports towns in the nation several years ago.

The nation's No. 2 city


Madison was listed second on *Money* magazine's 1993 list of the nation's most livable cities. Following are excerpts from the magazine's seventh annual survey.

"A popular t-shirt sold in Madison describes the state capital and home of the University of Wisconsin as the 'alternative to reality.' That's about right. Madison, which has ranked in our top 10 for the past three years, offers special attractions."

"Madison's awesome beauty and laid-back style appeal to most everyone. Walk along State Street's thriving pedestrian mall and you'll see the elderly on bicycles and yuppies and hippies moving around the street vendors, New Age stores and coffee shops."

"For a relatively small city, Madison offers a number of surprises. For example, you can find Caribbean, Ethiopian, Thai and more than 20 other reasonably priced types of ethnic restaurants."

MADISON



THE UNIVERSITY

The University of Wisconsin, founded in 1849, has been recognized as one of the nation's leading institutions of higher learning, with many departments ranked among the nation's top 10.

Nobel Prize-winning research, a liberal tradition of shared governance and a diverse student body have given UW-Madison a worldwide reputation. Wisconsin has ranked among the top universities in the United States in every scholarly pursuit since 1910.

In the most extensive study on graduate level education of its kind, the *Assessment of Research-Doctorate Programs in the United States* rated Wisconsin tied for eighth (with UCLA and Michigan) for its academic quality. The other schools in the Top 10 were Cal, Stanford, Harvard, Yale, M.I.T., Princeton and Chicago.

Political atmosphere

Because of its roots in Wisconsin legislation, UW-Madison has always maintained close links with the state. With the passage of a federal act in 1862, it became one of the nation's first land grant colleges, establishing a tradition of research in agriculture and the life sciences.

Physical setting

UW-Madison is considered one of the most beautiful college campuses in the country, lying as it does along the shore of Lake Mendota. There are five lakes in the Madison area, two of which — Mendota and Monona — form an isthmus on which the State Capitol building sits.

Academic leader

The UW has been a leader in

many areas. Among the breakthroughs at UW: establishing the first academic programs in the U.S. for Scandinavian Studies (1875), Psychology (1888), Agricultural Economics (1909), Genetics (1910) and Wildlife Management (1939); launching the world's first space observatory; conducting the first bone marrow transplant in the United States; operating the nation's first radio station (WHA) in 1917; discovering Vitamins A and B; and finding evidence to link cancer with saccharine and cyclamates.

Student body

From an initial enrollment of 17, the student population has grown to more than 40,000, making it fifth-largest among public four-year institutions. Although almost 80 percent of the students come from Wisconsin — representing every county of the state — Madison's isthmus is truly an international community. Students come from more than 115 countries, and the UW ranks fifth in the nation for total foreign student enrollment (over 3,000).

Faculty

The UW-Madison faculty routinely wins national citations for teaching excellence, research and service. Much of the university's international reputation comes from the quality of its faculty. In fact, UW faculty and alumni have accounted for 12 Nobel and 17 Pulitzer Prizes.

One of the nation's leading institutions for higher learning, the UW-Madison includes 11 schools, 133 academic departments, 17,340 employees and a \$1.2 billion budget. Majors are offered in 156 bachelors, 184 masters and 125 doctoral programs.

Notable alumni

Arts

Mason Adams, Emmy Award-winning actor on "Lou Grant;" **Don Ameche**, star of movies and stage; **Joan Cusack**, actress in "Working Girl;" **Thomas Miller**, writer of "Happy Days," "Laverne and Shirley," "Bosom Buddies" and "Perfect Strangers;" **Joyce Carol Oates**, novelist; **Daniel Travanti**, Emmy Award winning actor on "Hill Street Blues;" **David and Jerry Zucker**, producers of "Airplane," "Naked Gun" and "Ruthless People"

Business

Susan Davis, CEO of Susan Davis Companies; **Norman Dean**, president of Hills Brothers Coffee; **Robert Froehlke**, CEO of IDS Mutual Fund Group; **Lee Raymond**, chairman of Exxon

Government

Gov. Tommy Thompson (Wisconsin); **Sen. Herb Kohl** (Wisconsin); **Sen. Russ Feingold** (Wisconsin); **Sen. Charles Robb** (Virginia); **Mayor John Norquist** (Milwaukee); **Mayor Paul Soglin** (Madison)

Journalism

Jeff Greenfield, news analyst of ABC Nightline; **Steven Bornstein**, President of ESPN; **Rudy Martzke**, sports columnist of *USA Today*; **Edwin Newman**, retired dean of NBC News; **Len Shapiro**, sports editor of *Washington Post*

Professional football

Don Davey (Packers), **Paul Gruber** (Buccaneers), **Tim Krumrie** (Bengals), **Nate Odomes** (Seahawks), **Troy Vincent** (Dolphins)

**Fiske's Guide to
Colleges 1994**

"A list of first-rate academic programs at Madison would be as complete as a college catalog elsewhere. All in all, it is a non-stop festival that students sum up as 'diverse, intellectual, fashionable and moderately hedonistic.' ... the UW-Madison remains one of life's gold mines for those willing to dig."

**Yale Daily News
The Insider's Guide to
Colleges 1991**



"You'll find opportunities at Madison limited only by your ambition. Almost all departments at Madison receive solid reviews from students."

**How to get an Ivy League
Education at a
State University**

"In many ways, UW-Madison provides an excellent college environment: rigorous academic standards, a competent hard-working student body, a diversity of political and social views passionately espoused, a large population of international students, school spirit and a college town that is cosmopolitan yet hang-loose."

**Barron's 300
Best Buys in
College Education**

"If you do make the effort, you may be getting the biggest bang for the buck in American education."



UW-MADISON

Department rankings

■ The School of Education is ranked No. 1 in the nation, according to a study conducted at the University of Illinois in 1990. In departmental rankings, Wisconsin placed second in educational administration and policy studies.

■ *U.S. News & World Report's* annual graduate school rankings, published in 1993, ranked UW-Madison in the top 12 of six science programs. The rankings were: computer science (tied for eighth), biology (tied for ninth), chemistry (10th), nursing (tied for 11th), health services administration (tied for 12th) and engineering (12th). Additionally, the magazine rated the UW's sociology department No. 1 in the nation.

■ The School of Business' MBA program ranks in the top five percent among all schools in a 1993 *U.S. News & World Report* survey. The school's real estate program ranks third and the

risk management program ranks fourth, the publication added.

■ Scholarly output by the marketing faculty ranks first in the nation according to a 1988 study in *Review of Business and Economic Research*. Faculty at the School of Journalism and Mass Communication were ranked No. 1 in the nation in research productivity in 1988 by *Journalism Quarterly*.

■ UW Hospitals and Clinics is among the leading transplant centers in the nation. In 1993, *U.S. News and World Report* ranked the hospital among the top three percent in the U.S.

■ The plant pathology department tied for first with the University of California in a 1986 study by the National Research Council of the National Academy of Sciences.

■ The forestry department was the top research department in the country in 1986, according to the *Department of Agriculture*.

UW-Madison facts

Five stars for academics. The *Fiske Guide to Colleges 1993* gives the UW-Madison its highest academic ranking. In fact, UW-Madison is one of just eight public universities to receive the five-star rating.

Top 10 rankings. The *Assessment of Research-Doctorate Programs in the United States*, the most comprehensive and recent survey conducted, ranked 15 departments in the top 10 in the nation. Sociology, German, chemical engineering and geography were ranked No. 1 or 2 in the nation, according to the 1983 study.

Leading executives. The university produced the third-highest percentage of CEOs at Fortune 500 industrial companies and at 350 Fortune 500 service companies according to a 1987 *Wall Street Journal* survey. A 1992 *Standard & Poor's* survey ranks UW-Madison second for executives with undergraduate degrees.

First in private support. With gifts totaling more than \$128 million in 1990-91, UW-Madison is the leading public institution in gaining private support and sixth among all U.S. higher education institutions.

Total quality management. Wisconsin-Madison is a pioneer in the application of total quality management to higher education. The University was a runner-up in the 1993 Rochester Institute of Technology/*USA Today* Quality Cup Competition.

Scientists cited third most. UW-Madison scientists are the third-most frequently cited scientists in the world, according to a 1983 study by the *Surveys of Science Resource Series*.



The Memorial Union Terrace (left) is a favorite gathering spot for students. In the spring and summer, live bands perform nearly every week.

Graduation rates

The Division I-A football schools with the highest graduation rates for athletes on football scholarship who entered in 1986-87, the year stricter academic requirements — Proposition 48 — went into effect are shown below. This list was compiled by *USA Today*.

School	Rate
1. Boston College	100%
Texas Christian	100%
3. Duke	90%
4. Vanderbilt	89%
5. Rice	82%
Notre Dame	82%
7. Wisconsin	81%
8. Virginia	80%
Michigan	80%
Stanford	80%


Wisconsin's graduation rates
 All students ('86-87) 70%
 All athletes ('86-87) 69%
 Football players ('86-87) 81%

The primary objective of the Department of Academic and Student Affairs office is to ensure the academic success of all UW student-athletes. Counseling and advising services, plus a number of academic help programs, are offered to all student-athletes at the University.


The academic and student affairs staff is available to assist the UW's 700 student-athletes in registration and course selection, monitor progress toward degrees, offer career guidance and serve as valuable resource people.

Staff members work with student-athletes who desire extra academic help. The department utilizes the services of more than 100 tutors to provide one-on-one assistance or group study help.

The department arranges for exam proctoring, offers advice on resume preparation and coordinates the grant-in-aid program. Support groups are offered to students who become medically or academically ineligible for competition.



ACADEMICS





Football in the Big Ten Conference and at the University of Wisconsin is something special. Playing in one of the most prestigious conferences, whose crowds are large and enthusiastic, is what Wisconsin football is all about.

Followers of Big Ten football are the nation's most dedicated, evidenced by the string of 34 consecutive seasons that the league has ranked first or second nationally in attendance.

Located in the state capital of Madison, Camp Randall Stadium on a fall day is one of the most picturesque backdrops for college football. The Stadium is surrounded by wooded residential areas and is within walking distance of Lake Mendota.

Six times this fall, Madison will host exciting Big Ten football. Besides competitive gridiron action, fans enjoy some of the most entertaining pre-game tailgating in the nation and a post-game band celebration called the "Fifth Quarter" that is unrivaled.



BADGER FOOTBALL



DAVID LOEB

COMMUNITY SERVICE

Every off-season, the Badger football team works on a community service project to give something back to the city of Madison.

Last spring, members of the Rose Bowl champion football team helped landscape a once drug-infested neighborhood.

The Badgers then signed autographs and tossed footballs with kids from the Vera Court neighborhood.

Photos on this page were provided by Mary Simonsen of Meridian Group, Inc.



Center Brian Patterson



Tight end Michael Roan



Captain Joe Rudolph (above left) with kids from Vera Court. It was a team affair as more than 70 players pooled their talents together to spread wood chips and fill sand boxes.



BIG TEN CONFERENCE

From its beginning almost 100 years ago, the Big Ten Conference continues to be recognized as one of the premier athletic leagues in the nation. In a time when consistent excellence is difficult to maintain, the Big Ten continues to be a showcase for the finest achievements in athletics and academics.

On-field success

Big Ten football has produced 10 national champs, 261 consensus all-Americans, 69 academic all-Americans and 12 Heisman Trophy winners, more than any conference in the nation. The league has enjoyed 51 bowl teams in the last decade, an average of 5.1 per year. That includes a record seven bowl teams in 1993.

Tradition

For the 99th season, Big Ten football teams will take to the field in pursuit of a conference championship. The league's storied history is built around legendary players and coaches like Red Grange, Tom Harmon, Alan Ameche, Nile Kinnick, Archie Griffin, Hopalong Cassidy, Crazylegs Hirsch, Desmond Howard, Dick Butkus,

Woody Hayes, Bo Schembechler and Joe Paterno. Wisconsin's Big Ten history includes championships in the first two (1896 and 1897) and most recent (1993) seasons of gridiron action.

Attendance

In the 32 years that the NCAA has maintained attendance records, the Big Ten has ranked among the top



two conferences nationally every season. On any given weekend during the fall, several hundred thousand football fans fill stadiums around the Midwest. The Big Ten was the first league to draw more than four million fans in one season (1985).

Six conference teams ranked in the nation's top 20 for average attendance in 1993, including the Badgers' climb to No. 10. Wisconsin, in fact, had the nation's largest attendance increase (14,129) over 1992.

Academics

In nearly every field imaginable, Big Ten faculty and students are on the cutting edge of formulating new knowledge. The Big Ten is the only league in the nation whose entire membership is included in the American Association of Universities, a group of elite academic institutions.

Exposure

More evidence of Big Ten football's popularity is found in the consistently high TV ratings and number of appearances. With bowl bids secured for its top four finishers — Rose (champion), Florida Citrus (second), Holiday (third) and Hall of Fame (fourth) — the league has one of the best post-season arrangements.

With Penn State's recent addition to the conference, the Big Ten features 11 institutions in eight states and reaches into such metropolitan areas as Chicago, Detroit, Milwaukee, Minneapolis, Cincinnati, Columbus, Indianapolis, Philadelphia and Pittsburgh.

With its founding principles as the guiding force, the Big Ten will continue to be a national leader.



Date: Jan. 2nd
Television: ABC
Site: Pasadena, CA
Facility: Rose Bowl
Last year:
UW 21, UCLA 16



Date: Jan. 2nd
Television: ABC
Site: Orlando, FL
Facility: Citrus Bowl Stadium
Sponsor: CompUSA



Date: Dec. 30th
Television: ESPN
Site: San Diego, CA
Facility: Jack Murphy Stad.
Sponsor: Thrifty Car Rental



Date: Jan. 2nd
Television: ESPN
Site: Tampa, FL
Facility: Tampa Stadium
Sponsor: Hall of Fame Bowl Association

Playing college football in the Big Ten and at the University of Wisconsin is an opportunity for success, excitement and exposure.


Badger football is unique with its intense media coverage. Among the many media outlets that cover UW football are three local television stations, three radio stations, four major newspapers — two in Madison and two in Milwaukee — two student papers and a specialty publication dedicated solely to Wisconsin sports.

Coach Barry Alvarez, Badger players and the Wisconsin team were featured in nearly every major metropolitan newspaper during their Rose Bowl run of 1993. Additionally, Wisconsin was covered in *Sports Illustrated* four times last fall and reported on extensively in the electronic media as well. In fact, the Badgers were on ABC



or ESPN television a school-record seven times.

All games are broadcast on a state-wide radio network. Home games are replayed on television each week. Alvarez has a weekly media session that routinely draws 20 reporters, plus TV and radio shows that are heard in all corners of the state.

Part of the exposure for Wisconsin football is related to its schedule. Besides the highly competitive Big Ten slate, the Badgers have games scheduled in the next several seasons with Colorado, Syracuse, UNLV and Stanford plus a trip to Hawaii in 1996.



SPOTLIGHT




■ The Wisconsin Radio Network carries all Badger games, along with the Barry Alvarez Radio Show, on a state-wide network.


■ The Badgers made seven appearances on ABC or ESPN television last year.

■ Home game sellouts are becoming the norm during the Barry Alvarez era. The UW averaged more than 75,000 fans per game at Camp Randall Stadium in 1993.





Paul Gruber has achieved All-Pro status on several occasions during his distinguished career with Tampa Bay.




Nate Odomes started on the Buffalo Bills' last four Super Bowl teams. He signed with the Seattle Seahawks in the offseason.

(MIKE GROLL PHOTO)


NFL



Rafael Robinson is in his third season as a member of Seattle's secondary. (SEATTLE SEAHAWKS' PHOTO)



Don Davey realized a boyhood dream when he was drafted by his home-state team, the Green Bay Packers. Davey is currently a back-up lineman.



Veteran Tim Krumrie has played his entire 11-year career with the Cincinnati Bengals.


If getting a chance to play in the National Football League is a dream, the Wisconsin program can be your ticket to earning that opportunity.

Playing in the Big Ten and at Wisconsin attracts the attention of pro coaches and scouts.


Talent evaluators frequent the Madison campus to watch films, speak with coaches and rate the prospects of all team members.

The Badger staff holds a pro scouts day each spring when evaluators are invited to campus to view a workout session showcasing players' abilities.


Pursuing a pro football dream is up to you. The University of Wisconsin will, however, enhance your chances.




Lineman Jeff Dellenbach has played for Miami the last nine seasons. He was a fourth-round draft pick in 1985. (MIAMI DOLPHINS' PHOTO)




Troy Vincent (left) was a first-round draft pick by Miami. He was an immediate starter in the Dolphins' secondary. Al Toon (right) played nine years and established several team records with the New York Jets. He retired in 1992.





Michael Roan
(Iowa City, Iowa)




Lee DeRamus
(Sicklerville, N.J.)

BADGERS


The University of Wisconsin recruits its football players from all over the United States.

Although the majority of the squad comes from Wisconsin, the Badgers feature players from 17 other states.


From New York/New Jersey to California to Florida, Badgers come from all corners of the nation to play football and go to school in Madison.




Darrell Bevell
(Scottsdale, Ariz.)



Kenny Gales (Cambria Heights, N.Y.)



Joe Rudolph (Belle Vernon, Pa.)




Cory Raymer
(Fond du Lac, Wis.)




Bryan Jurewicz (Deerfield, Ill.)



Terrell Fletcher
(St. Louis)
(DAVID STLUKA)



John Hall (Port Charlotte, Fla.)



The 1994 Rose Bowl Champions

TRADITION

- Wisconsin played its first football game on Nov. 23, 1889 against the Calumet Club
- The Badgers gained their first football victory, a 106-0 shutout over UW-Whitewater, in 1890
- Phil King's club won the first-ever Big Ten football championship (1896)
- The "Hard Rocks" team of 1951 led the nation in total defense, set five Big Ten records and saw its defense

outscore the opponents' offense 58-53

- Fullback Alan "The Horse" Ameche won the school's lone Heisman Trophy in 1954
- The second-ranked Badgers staged a furious fourth quarter rally but fell to No. 1 USC 42-37 in the 1963 Rose Bowl
- Wisconsin won its first Rose Bowl in 1993 en route to a 10-1-1 record, the winningest season in history




Earl 'Jugs' Girard was an all-American quarterback in 1944.

The University of Wisconsin football program has a tradition which dates back to 1889 when the UW played its first game. From winning the first two football titles in Big Ten history (1896 and 1897) to the storybook Rose Bowl championship of 1993, Badger football has much lore.

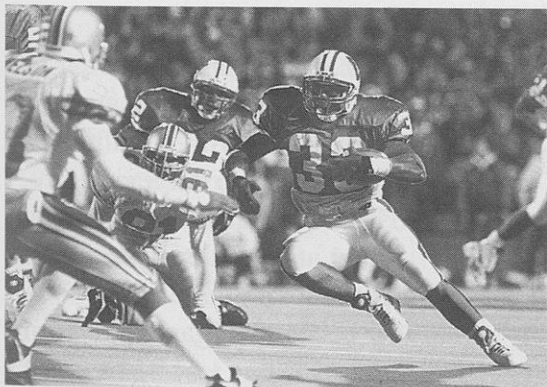
Tradition is measured over the long haul, and Wisconsin has had its share of outstanding teams and star performers.

Alan "The Horse" Ameche won the 1954 Heisman Trophy ... Elroy "Crazylegs" Hirsch led UW to the mythical national championship in 1942 and later served as Athletic Director ... Pat "The Kangaroo Kicker" O'Dea, arguably the best drop kicker in history, had a 62-yard field goal among his successes ... linemen "Cub" Buck, "Butts" Butler, "Tubby" Keeler and "Red" Weston were among the Badgers that made all-America teams prior to the 1920s ... Billy Marek was a three-time 1,200-yard rusher in the mid-1970s ... Pat Richter and Ron Vander Kelen were one of the most prolific pass combinations of their era ... Brent Moss had 11 straight 100-yard rushing games in the Rose Bowl season of 1993.

Who will be the future stars of Badger football? Like all traditions, time will tell.



Pat Richter has brought his magical touch to the UW as a student-athlete and as Director of Athletics.



Brent Moss broke a 19-year-old school record by rushing for 1,637 yards in 1993.



Pat Richter, Coach Milt Bruhn and Athletic Director Ivan Williamson taste the spoils of a berth in the 1963 Rose Bowl.



Legendary drop kicker Pat O'Dea shows his form to another all-time great, Red Grange.

CAMP RANDALL STADIUM

Camp Randall Stadium, built in

1917, is the home for Wisconsin's football team. The 77,745-seat facility is among the nation's top dozen largest college-owned stadiums.

The facilities

Distinguished by its impressive double-deck structure and horseshoe design, Camp Randall Stadium has been the Badgers' gridiron facility since its opening game on Nov. 3, 1917. Camp Randall Stadium has hosted 410 Badger football games and attracted more than 18 million fans.

Besides the playing field, Camp Randall houses the athletic department offices, lounge and study areas for athletes, film, training and weight rooms and a display of Badger football memorabilia.

The Stadium is the centerpiece of Wisconsin's athletic complex. Located on the same block on the west side of campus are the Dave McClain Athletic Facility, the Badgers' state-of-the-art indoor practice building, and the Wisconsin Field House.


The history

Camp Randall Stadium and its grounds have a rich history prior to its affiliation with Wisconsin athletics.

In the days before the Civil War, the site was owned by the Wisconsin Agricultural Society, which held its annual state fair on the grounds. When hostilities broke out in 1861, the society gave the land to the government for a major military training center. More than 70,000 troops attended training drills at the complex.

After peace was restored in the nation, the land was returned to State Fair property. The Fair later moved to Milwaukee, and Wisconsin's Civil War veterans urged the legislature to purchase the land. In 1893, the state presented the site to the university as a memorial athletic field.


Intercollegiate athletics began on campus in 1881, and football joined the scene in 1889. The first games were played on a field on the lower part of campus. The stadium was built at its present site in 1913. However, a tragic collapse of the wooden bleachers in 1915 prompted the UW to make plans for concrete stands.



Stadium construction

Two years later, a 10,000-seat concrete stadium was started with a grant of \$15,000 from the legislature. The rest of the money came from athletic department revenues.

The first game played in



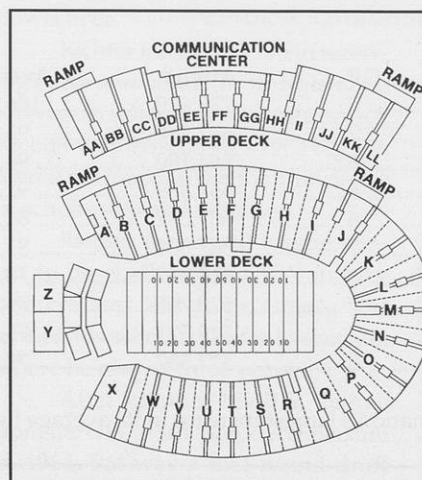
Stadium construction

Two years later, a 10,000-seat concrete stadium was started with a grant of \$15,000 from the legislature. The rest of the money came from athletic department revenues.

The first game played in

the present Camp Randall Stadium was a thrilling 10-7 homecoming victory over Minnesota in 1917. Capacity of the structure has increased several times, jumping to 51,000 by 1951.

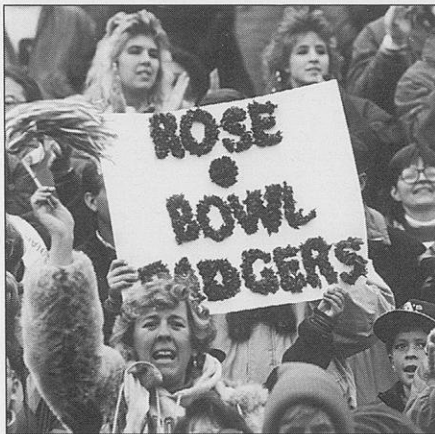
A revision of the seating arrangements in 1955 boosted the capacity to 52,788. In 1958, the running track was removed, the playing field was lowered 10 feet and seats were



■ Camp Randall Stadium has been enlarged nine times since its construction to accommodate the Badgers' growing legion of fans.

■ Recent improvements have been made to the Stadium, including the addition of a state-of-the-art scoreboard and message center.

FAN SUPPORT



1993 national attendance leaders

School	GP	Attend.	Average	Change
1. Michigan	7	739,620	106,660	down 207
2. Tennessee	7	667,280	95,326	down 598
3. Penn State	6	564,190	94,032	down 834
4. Ohio State	6	553,489	92,248	down 402
5. Florida	6	507,072	84,512	up 708
6. Auburn	7	567,506	81,072	up 8,136
7. Georgia	6	468,457	78,076	down 5,118
8. Alabama	7	529,765	75,681	down 1,071
9. Nebraska	7	529,521	75,646	down 541
10. Wisconsin	5	377,537	75,507	up 14,129*


*Wisconsin had the nation's largest increase in its average home crowds over 1992.

DIRECTOR OF ATHLETICS

Pat Richter, the former Wisconsin all-America gridiron star and the last nine-time letterwinner in school history, continues to work his magic as Director of Athletics at his alma mater.

During a time of budget tightening, presidential reform and gender equity concerns, Richter has built one of the most-respected intercollegiate athletic programs in the nation.

Entering his fifth season as Director of Athletics, Richter enjoyed a



'93-94 campaign that included many accomplishments. A Rose Bowl victory over UCLA was the Badgers' first appearance in Pasadena since Richter's 1962 squad lost to No. 1 USC. Wisconsin was first nationally in college football attendance increase and finished fifth in the coaches' final poll.

The men's basketball team made its first appearance in the NCAA tournament in 47 years, won 18 games for only the fourth time in school history and advanced to the second round of the national tourney. The hockey team participated in its national championship for the seventh year in a row and 19 of the division's

20 sports have competed in NCAA post-season play during his tenure.

In 1994, Wisconsin finished among the national leaders for the prestigious Directors' Cup, presented by the National Association of Collegiate Directors of Athletics (NACDA) for all-around athletic success.

Perhaps most satisfying to Richter, however, was the department's elimination of what was a \$2.1 million deficit in 1990. The Badgers were a huge success at the gate last year by filling their venues for football, basketball and hockey to 98.3 percent of capacity. The entire basketball season was sold out on a season ticket basis for the first time in Wisconsin history.

Named to his position in December of 1989, Richter is in charge of 20 sports, nearly 700 student-athletes, more than 160 employees and a large physical plant.

As an athlete

Richter's affiliation with Badger Athletics started as an undergraduate, when he earned three letters in football, basketball and baseball.

Pat earned all-America (1961-62), academic all-America (1962) and all-Big Ten (1961-62) honors as a football end. He led Wisconsin to the 1963 Rose Bowl and set a game record with 11 receptions in one of the best Rose Bowls ever.

Richter led the Big Ten in receiving twice and is still the third-leading receiver in school history. As a senior, Richter won Wisconsin's 1963 Big Ten Medal of Honor (given for proficiency in scholarship and athletics).

Richter earned all-league honors in baseball and led UW in hits, homers and RBI three times. Pat earned his scholarship for basketball, where he played three years.

After earning his B.S. degree from the UW in landscape architecture in 1964, Pat was a first-round draft pick of the NFL's Washington

Redskins. He played from 1963-71.

Professional life

Upon retirement from the NFL, he returned to Wisconsin to earn his law degree (1971). After working at a Madison law firm, he worked his way up to Vice President of Personnel at the Oscar Mayer Corporation.

Richter was honored with an NCAA Silver Anniversary Award for post-college achievements in 1988. He is a member of the Wisconsin State




Athletic and Madison Sports Halls of Fame, the NFL Player and Alumni Associations and the American Bar Association. Pat was included in the inaugural class of the Athletic Department Hall of Fame in 1991. Last spring, he was a finalist for induction into the CoSIDA Academic All-America Hall of Fame.


Personal life

Richter and his wife, Renee, have four children: Scott, Brad, Barry and Tim. Barry was a member of the 1994 U.S. Olympic hockey team and currently plays in the New York Rangers' organization.


FOOTBALL FACILITIES



DAVID STLUKA




The Badger athletic complex is highlighted by the 77,745-seat Camp Randall Stadium (left). Among the football facilities are a 150-seat auditorium and the varsity locker room (top) plus a rehabilitation pool and a state-of-the-art equipment room (middle row).



DAVID STLUKA

McCLAIN CENTER



The Dave McClain Athletic Facility, opened in 1988, is a symbol of the Athletic Department's commitment to maintaining a first-class sports program.

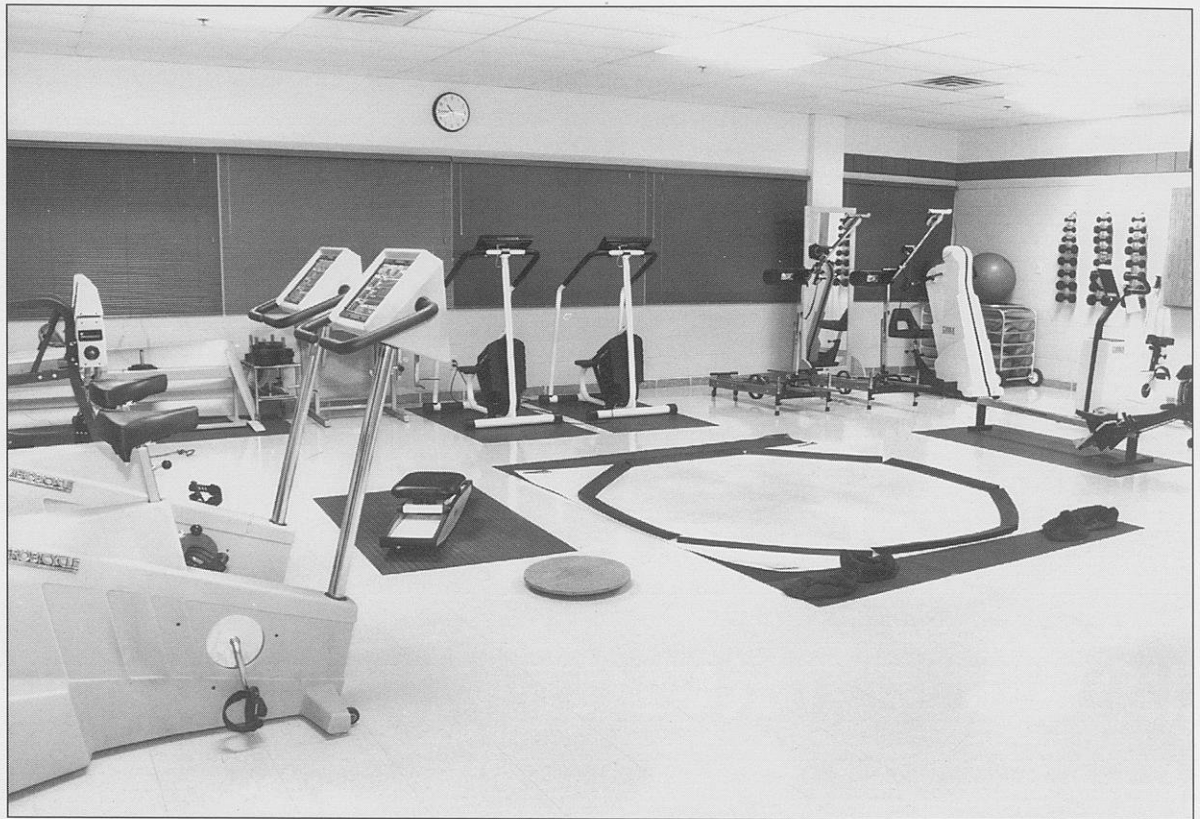
The 166,264-square foot facility compares favorably with the best indoor training centers in the nation. Named in honor of the late Wisconsin football coach Dave McClain, the

structure provides a suitable environment for practice during inclement weather.

A 76,380-square foot main floor features an artificial playing surface (90 yards) with a ceiling high enough for kicking drills. The lower level includes locker rooms, training facilities (including on-site X-ray machines) and a spacious weight room.

On the second level, a theater-style auditorium (seating for 150), classrooms for individual position meetings and a player's lounge are some of the highlights. The entire facility cost \$9.5 million to build.

McClain, the Badgers' head coach from 1978-85, led the Badgers to bowl games in 1981, 1982 and 1984. He died of a heart attack in the spring of 1986.



TRAINING ROOM

The Wisconsin Sports Medicine program features state-of-the-art facilities and the outstanding services of leading sports medicine and health care professionals.

Headquartered in the McClain Center, the department also maintains facilities at Camp Randall Stadium, the UW Field House, the Natatorium, the Nielsen Tennis Stadium and the Dane County Coliseum.

The Sports Medicine program focuses on injury prevention. Staff members utilize Cybex strength-testing devices, provide dietary analyses,


measure physiological capacity and outline programs to improve an athlete's flexibility.

The UW is one of a handful of schools with an on-site X-ray machine, enabling physicians to quickly and thoroughly evaluate injuries and prescribe treatment and rehabilitation.

Athletic trainers and physicians work together to design rehabilitation programs for injured athletes. A wide variety of facilities and equipment, including a rehabilitation swimming pool, Cybex equipment, the Impulse Inertial Exercise System, Stairmasters,

and Fitron Bicycles, help athletes rehabilitate injuries and minimize the loss of general fitness during recuperative time.

Dennis Helwig, a 1974 UW graduate, coordinates the Sports Medicine Program. He is assisted by five athletic trainers, one physical therapist, two graduate assistant trainers and 30 student trainers. Team physician coverage is headed by Dr. Jim Keene and Dr. Greg Landry of the UW Hospitals and Clinics. Orthopedists Dr. Ben Graf and Dr. John Orwin round out the medical staff.



Free weights

- 45,000 pounds of free weights
- 8 squat racks
- 8 bench press stations
- 8 incline press stations
- 10 flat-to-incline benches
- 4 military press stations
- 5 power clean platforms
- 6 lunge/set-up platforms

Machines & dumbbells

- 8 pull/push down stations
- 3 complete sets of dumbbells
- 3 neck machines
- 1 arm development area
- 2 bear squat machines
- 3 leg extension machines
- 3 leg curls machines
- 1 multi-hip station
- 2 dip/leg raise stations
- 2 hyper extensions
- 2 leg sleds
- 1 seated calf machine
- 2 standing calf machines
- 2 stairmasters
- 3 universal aerobicycles

STRENGTH & CONDITIONING


The Wisconsin strength and conditioning program is a sophisticated blend of science, technology and one-on-one attention to each athlete. Throughout the year, UW athletes spend more time working on strength and conditioning than any other aspect of their game.

During the off-season, athletes work on strength improvement, speed, power, agility and conditioning. The in-season program is devoted to continuation of strength gains and performance-related conditioning.

Each year when freshman players arrive, baseline measures of strength, speed, power, agility, flexibil-

ity and endurance are collected. Measures of body composition, weight and frame-size are also recorded. With this information, goals are set for development and maintenance. Individual programs are established for each player by strength and conditioning coach John Dettmann.

The UW also offers a sports nutrition program, coordinated by Dave Ellis. The program assists athletes in meeting their nutritional demands and body composition goals. Badger athletes also benefit from speed conditioning workouts designed by former track all-American Robert Hackett.





FALL CAMP

The University of Wisconsin is one of the few schools in the nation that has an off-campus facility for its fall training camp. The Badgers spend their session at the Holy Name Seminary in Middleton, Wis. The squad has access to several practice fields, an auditorium, classroom facilities, a swimming pool, game room, dining areas and living quarters for players and staff.




“Having an off-campus site to hold our fall training camp is a real advantage. It gives us a chance to spend a lot of time together without distractions. That helps develop chemistry and camaraderie. The site is extremely well-equipped in terms of fields, meeting rooms, a dining hall and a pool.”

— BARRY ALVAREZ



"Walk-ons are important to our program. There's a history of walk-on success here. Without question, there is a very real chance to earn a scholarship through this program."

— BARRY ALVAREZ



Not all high school football players earn scholarships to compete in college. That doesn't mean there isn't an opportunity for those individuals, especially at the University of Wisconsin, where walk-on athletes have a history of contribution.

The Badgers' walk-on program has produced a number of players who were contributors to the school's recent successes.

Lineman Joe Panos became a walk-on success story. Virtually unrecruited out of high school, Panos transferred from UW-Whitewater in 1991. He changed positions at UW, earned a scholarship, became a three-year starter, captained the Rose Bowl team and was drafted by the Eagles.

"I certainly appreciate the opportunity that the UW coaches gave me to prove my worth," Panos said. "There is a genuine attempt at helping unrecruited guys like me develop, both as players and people."



Panos became the emotional leader of the winningest team in history. "Walk-ons have that extra drive because they're trying to prove something," said Alvarez. "I love that spirit and determination in my players."


Several contributors on last year's team began their careers without scholarships but earned them in time. OLBs Chris Hein (a Rose Bowl starter) and his back-up Chad Cascadden are former walk-ons. Punter Sam Veit, a two-time academic all-league honoree, kicker Rick Schnetzky and WR Vince Zullo also walked on at the UW.

"Walk-ons are important to our program," Alvarez said. "There's a history of walk-on success here. Without question, there is a very real chance to earn a scholarship through this program."

Sam Veit (far left) and Chris Hein are former walk-ons now in starting positions.

WALK-ONS





THE BAND

From its origination in 1885, the University of Wisconsin Band has established an enviable reputation as one of the nation's best marching bands.

Director Michael Leckrone, starting his second quarter-century at Wisconsin, is nationally renowned for his arrangements. He was one of the band's innovators in helping the group achieve its national acclaim.

The 240-member band has developed its reputation with electrifying performances throughout the country. A regular at all Wisconsin home football games, the band also performs at one road football game

each season. Leckrone and his troops realized a dream last fall with its inclusion in the prestigious Rose Bowl Parade and halftime celebration. The band also traveled to Tokyo in 1993 to perform in the Coca-Cola Bowl.

Along with impressive pre-game and halftime shows, the UW band is renowned for its "Fifth Quarter" post-game celebration. Fans typically remain in Camp Randall Stadium after the game until the bands' audience-participation gala is completed.

Known for its innovative shows, precise marching and playing style and intense energy, the band draws attention wherever it appears. After a

Badger football trip to Las Vegas several years ago, the performance earned a headline of "Best Show in Town" in the local paper.

Beyond its regular appearances at Badger sporting events, the Wisconsin band performs concerts around the state and throughout the Midwest. Its annual spring concert regularly packs the UW Field House and this year was extended to three performances to accommodate the interest.

The most-played rivalry in Division I college football history continues this fall when Wisconsin and Minnesota meet in Madison on Oct. 22. The Badgers and Golden Gophers play for the 104th time in a series that began in 1890.

The UW-UM series is the nation's oldest and has been played continuously for 87 years. The neighboring schools have met on the gridiron in 103 of the last 104 seasons (the exception was 1906). The game has alternated sites between the university campuses since 1946.


Much prestige was always associated with the game, and the significance was emphasized with its place on the schedule. Between 1933 and 1982, the Wisconsin-Minnesota game was the final regular-season contest each season.

The series took an added twist in 1948 when more than state bragging

rights were on the line. After a 16-0 setback that season, the Wisconsin lettermen's group, the National "W" Club, presented Minnesota with the axe wielded by Paul Bunyan. He was the mythical giant of Midwestern lumber camps.

Each year since, the winner of the annual battle between the Big Ten rivals is presented with the axe, complete with scores inscribed on the handle, for display on its campus. Since the tradition was started, UW leads the series 22-20-3.

Minnesota regained possession of the Axe after last year's 28-21 win in Minneapolis.



MICHAEL FANKHOUSER

PAUL BUNYAN AXE

NCAA's most-played rivalries

Games	Opponents	First Game
103	Wisconsin-Minnesota	1890
102	Missouri-Kansas	1891
100	Nebraska-Kansas	1892
100	Texas Christian-Baylor	1899
100	Texas-Texas A&M	1894
98	North Carolina-Virginia	1892
98	Miami (Ohio)-Cincinnati	1888
97	Auburn-Georgia	1892
97	Oregon-Oregon State	1894
96	Purdue-Indiana	1891
96	Stanford-California	1892
94	Army-Navy	1890

WISCONSIN TRADITIONS

Badger nickname

The University's nickname, "Badgers," was borrowed from the state. The territory was dubbed the "Badger State," not because of the animals in the region, but rather an association with lead miners in the 1820s. Prospectors came to the state looking for minerals. Without shelter in the winter, the miners had to "live like badgers" in tunnels burrowed into hillsides.

Band caps

When a Badger team wins an athletic contest, the members of the band all turn their hats around and wear them backwards. According to Band Director Mike Leckrone, the practice started in the 1920s to symbolize the band looking back at their victory in days when they marched out with the departing crowd.

"On, Wisconsin"

The tune was composed in 1909 by Chicago's William Purdy. Words were written by UW alumnus Carl Beck, who rewrote them in 1951. The song was an instant hit on the UW-Madison campus and soon spread throughout the world, being very popular with military bands. Some 2,500 schools and colleges have adopted the music and changed the words to suit their needs.

"Varsity"

The traditional arm-waving at the end of the song "Varsity" was the 1934 brainstorm of UW band leader Ray Dvorak. He saw Pennsylvania students wave their caps after losing a game. Dvorak later instructed Wisconsin students to wave as a salute to UW President Glenn Frank after each game.

Graduating law students

At the homecoming game, graduating law students throw canes over the crossbar of the goal post in a pre-game ceremony. If they catch their canes, they are supposed to win their first case. If the cane is dropped, the case will be lost. The custom originated at Harvard and came to the UW-Madison in 1910.

Fifth Quarter

Football games traditionally last four quarters, but there is a special post-game celebration at Wisconsin games known as the "Fifth Quarter." Win or lose, the Wisconsin marching band performs a half-hour post-game concert. Members play their instruments, dance the polka and generally tear around the field. Fans wait for the celebration since Director Michael Leckrone added crowd-participation gimmicks. A local sportswriter dubbed the ritual the "Fifth Quarter."

Bucky Badger


Badgers in various forms have been recognized as the UW mascot for decades. The version currently known as Bucky, sporting a cardinal and white letter sweater, was first drawn in 1940 by artist Art Evans. A 1949 homecoming pep rally contest was staged to give a name to Madison's favorite badger. The winner was Buckingham U. Badger, or Bucky, for short. The homecoming rally committee came up with the name but credit was given to a randomly chosen sorority. The name apparently came from a line in a song. The lyrics encourage the Wisconsin football team to "buck right through that line."



DAVID STLUKA


1994

PREVIEW



■ Outlook (34-36) ■ Depth Chart (37) ■ Pronunciation Guide (37) ■ Alphabetical Roster (38-39) ■ Numerical Roster (40-41) ■ State Breakdown (42)

1994 OUTLOOK



"Most of our ballclub is back. This group, in addition to its experience, has achieved significant success."

— BARRY ALVAREZ

When Barry Alvarez assumed the reins of the Wisconsin football program in 1990, one prognosticator boldly predicted that the Badgers would be in the Rose Bowl within five years. Although many people scoffed at the prediction, Alvarez' 1993 club made that dream a reality.

What does Alvarez think of that prediction made four years ago? "I guess he underestimated us too," said Alvarez. The '93 squad left a legacy that Alvarez hopes to build upon this fall.

After making the observation that he had his "first legitimate Big Ten team," Alvarez guided his squad to a 10-1-1 record, a Rose Bowl victory and rankings of fifth (coaches) and sixth (media) in the final polls.

The challenge facing the '94 Badgers is handling the added expectations for a club that returns 15 starters from the winningest team in UW history.

"Most of our ballclub is back," Alvarez said last spring. "This group, in addition to its experience, has achieved significant success."

The 1993 club earned the school's first Big Ten championship in 31 years, and Alvarez realizes that staying on top will be a challenge. "That's a roadblock for us to negotiate this fall," he said.

Alvarez is confident his 1994 team can be better than the Rose Bowl champs, but he's anxious to see if they'll gel like last year's squad.

Offensively, the Badgers smashed records of all sorts last fall. All the principles return from that unit except RT **Joe Panos**, the team's emotional leader, and four-year starting FB **Mark Montgomery**.

The defense must do some retooling. Gone are defensive line fix-

tures **Lamark Shackerford** (an all-America choice) and **Carlos Fowler**, leading tackler **Yusef Burgess** and safeties **Reggie Holt** and **Scott Nelson**, who finished eighth and 10th in career tackles.

"We must replace some very experienced players on defense," Alvarez admitted. "There is talent ready to step in, but you're always cautious when experience is lacking."

The '93 offense was the first in school history to gain better than 5,000 total yards and average more than 200 yards per game rushing and passing. The rushing (250.8) and passing (204.4) norms were both second-best in UW history. Wisconsin led the Big Ten in total offense and finished second in both rushing and scoring.

A punishing ground game was the signature of the Rose Bowl championship squad. With the return of Big Ten and Rose Bowl MVP **Brent Moss**, along with tailback mate **Terrell Fletcher**, Alvarez is confident the


Returning Starters

Offense (9)	
Darrell Bevell	QB
Brent Moss	TB
Lee DeRamus	SE
J.C. Dawkins	FL
Michael Roan	TE
Cory Raymer	C
Mike Verstegen	LT
Joe Rudolph	LG
Steve Stark	RG


Defense (6)	
Mike Thompson	DT
Eric Unverzagt	LB
Jeff Messenger	DB
Kenny Gales	DB
Chris Hein	OLB
Bryan Jurewicz	OLB

Bold — first-team all-Big Ten


1994 OUTLOOK



Tailback Brent Moss is the nation's top returning rusher (136.4 yards per game) from last season.



Lee DeRamus broke the Wisconsin season receiving record with 920 yards (54 catches) in 1993.



Darrell Bevell's pass efficiency rating (155.2) is the second-best mark of all returnees in the NCAA.

strong rushing attack will continue.

Moss, the nation's top returning rusher, smashed a 19-year-old school record with 1,637 yards and ended the year with 11 consecutive 100-yard games. Fletcher fell just shy of the coveted 1,000-yard mark and averaged 6.0 yards per carry. The duo's total of 2,633 yards last fall was the most ever by a pair of Big Ten teammates. Carl McCullough is a highly touted sophomore who simply needs an opportunity to show his skills.

Alvarez is excited about the prospect of another strong running game because the Badgers are 18-5-1 in his career when Wisconsin outrushes the opponent. The mark is 3-18 when UW is outrushed.

Beyond the star-quality at tailback, Alvarez is confident in the running game because of the return of four offensive line starters. Two of them, C Cory Raymer and LG Joe Rudolph, were on the all-Big Ten first team.

Raymer, considered the best center in college football by some experts, should be considered for the

Outland Trophy. Rudolph, a converted linebacker, found his niche on offense and is known as a standout pulling guard.

Senior Mike Verstegen has started three seasons at LT and has quietly established himself as one of the league's most underrated blockers. Junior Steve Stark is the returning starter at RG, while sophomore Jerry Wunsch earned Panos' spot in the spring.

For the fourth year, Michael Roan will handle TE chores. Roan is coming off a first-team all-conference season when he had 34 receptions. Matt Nyquist will see time either as the second tight end or at fullback. He worked at both spots in the spring.

Junior Ron Johnson is No. 1 at fullback despite Nyquist's late training camp tryout.

All-America candidate Lee DeRamus is a game-breaking wideout. DeRamus surpassed Al Toon's UW season record with 920 yards last season. He should break Toon's career marks early this fall.

J.C. Dawkins, a prep teammate

of Moss, is coming off a 36-catch season. Veterans Vince Zullo, Keith Jackson, Michael London and Jevon Brunston are in the wings. Freshman speedsters Reggie Torian and Tony Simmons are exciting prospects.

QB Darrell Bevell entered last season as one of the biggest question marks on offense and ended as the nation's No. 3-rated passer. Bevell broke 10 school records and established conference marks for completion percentage in a game and season.

Another of Alvarez' coaching goals is to stop the run. Last year's Badgers allowed just 130 yards per game rushing but more importantly surrendered just 16.3 points per game. That was the best figure at Wisconsin since 1963.

The biggest concern is in the trenches. Senior Mike Thompson is the leader on the line. Thompson has started every game in his career (34), gained all-league mention three times and led the league in sacks as a junior.

Rod Spiller was a pleasant surprise in the spring, holding off fellow

1994 OUTLOOK

sophomore **Bryan Jurewicz** for the tackle slot opposite Thompson. Junior **Jason Maniecki**, a physical run defender, has Shackerford's vacated spot. **Al Jackson**, a junior college all-American, will challenge Maniecki in the fall.

It would be a boost if all-star OLB **Chad Yocum** can return from a back injury. He missed all of spring ball and is a question mark for the fall. In his absence, sophomore **Tarek Saleh** and senior **Sylas Pratt** are the rush linebackers. **Rob Lurtsema**, who missed the spring, is also available. Wisconsin natives **Chris Hein** (11 starts last year) and **Chad Cascadden** comprise the two deep at drop OLB.

Junior **Eric Unverzagt** is the top returning tackler (75). Starting opposite Unverzagt will be a sophomore, either **Pete Monty** or **Pete Diatelevi**. Both saw action as reserves last fall.

The secondary is expected to be the most improved area of the defense.

Senior **Jeff Messenger** led the Big Ten in interceptions as a CB but will shift to his natural position at FS. Former JC teammates **Kenny Gales** and **Donny Brady**, who combined for seven interceptions last fall, hold the cornerback spots. Senior **Jamel Brown** is the SS.

Redshirt freshman **Jason Suttle** caught the attention of the staff at CB. With Suttle in the lineup, the Badgers have a "four-corner" secondary with Brady playing SS. The quartet of Messenger, Gales, Brady and Suttle are all former or present cornerbacks.

Punter **Sam Veit** returns for his fourth season as the starter. His impressive placement abilities are the reason that the Badgers downed seven punts inside the 5-yard line. Placekicking duties will be shared by senior **Rick Schnetzky** and sophomore **John Hall**. Schnetzky, a walk-on, was perfect on 17 PATs.

Personnel Chart


Lettermen returning: 51
(25 offense, 23 defense, 3 kickers)

Lettermen lost: 16
(5 offense, 11 defense, 0 kickers)


Starters returning: 17
(9 offense, 6 defense, 2 kickers)

Starters lost: 7
(2 offense, 5 defense, 0 kickers)

The '94 slate is a difficult one with five bowl teams. The non-conference slate includes a Sept. 17 contest at Colorado and a late-season match-up with Cincinnati (8-3 last year). The league season will be grueling, especially with back-to-back road games at Michigan and Ohio State.



Mike Thompson has more tackles for loss in the last three years than any other Big Ten defensive lineman.



Donny Brady intercepted three passes in a reserve role last season.

DEPTH CHART

Offense

QB	Darrell Bevell (6-2, 200, Jr.) Jay Macias (6-0, 190, Sr.)
TB	Brent Moss (5-9, 205, Sr.) Terrell Fletcher (5-9, 195, Sr.)
FB	Ron Johnson (6-1, 195, Jr.) Jason Burns (5-7, 185, Sr.)
SE	Lee DeRamus (6-2, 200, Sr.) Vince Zullo (5-10, 185, Sr.)
FL	J.C. Dawkins (6-0, 190, Sr.) Michael London (6-0, 175, Sr.)
TE	Michael Roan (6-4, 245, Sr.) Matt Nyquist (6-2, 220, Jr.)
LT	Mike Verstegen (6-6, 300, Sr.) Cayetano Castro (6-6, 300, So.)
LG	Joe Rudolph (6-2, 285, Sr.) Jamie Vanderveldt (6-5, 265, So.)
C	Cory Raymer (6-4, 290, Sr.) Brian Patterson (6-2, 275, Sr.)
RG	Steve Stark (6-3, 280, Jr.) James Darby (6-5, 295, So.)
RT	Jerry Wunsch (6-6, 315, So.) John Rohde (6-4, 315, So.)
Kicker	John Hall (6-3, 175, So.) Rick Schnetzky (5-10, 170, Sr.)

Defense

OLB	Chris Hein (6-1, 220, Sr.) Chad Cascadden (6-1, 210, Sr.)
LT	Rod Spiller (6-4, 260, So.) Bryan Jurewicz (6-5, 250, So.)
NG	Jason Maniecki (6-5, 290, Jr.) Neil Miklusak (6-3, 250, So.)
RT	Mike Thompson (6-4, 275, Sr.) Haywood Simmons (6-3, 260, Jr.)
OLB	Tarek Saleh (6-3, 220, So.) Sylas Pratt (6-2, 225, Sr.)
LB	Pete Monty (6-2, 230, So.) Pete Diatelevi (6-3, 230, So.)
LB	Eric Unverzagt (6-2, 230, Jr.) David Lysek (6-2, 225, Fr.)
CB	Kenny Gales (5-11, 175, Sr.) Jason Suttle (5-11, 175, Fr.)
SS	Jamel Brown (5-9, 185, Sr.) Melvin Tucker (6-0, 190, Sr.)
FS	Jeff Messenger (5-10, 190, Sr.) Cyrill Weems (6-2, 195, So.)
CB	Donny Brady (6-2, 185, Sr.) Damon Glenn (6-0, 185, Fr.)
Punter	Sam Veit (5-9, 170, Sr.)

Pronunciation Guide

Najjar Abdulah NAH-jar abb-DOO-lah
 Kerwin Badie BAY-dee
 Giscard Bernard JISS-card
 Darrell Bevell BEV-ull
 Jevon Brunston juh-VONN
 Chad Cascadden cass-CADD-in
 Cayetano Castro KY-uh-TAHN-oh
 Azree Commander AZZ-ree
 Lee DeRamus duh-RAY-muss
 Pete Diatelevi DIE-uh-tuh-LEE-vee
 Terrell Fletcher tuh-RELL
 Mike Galletti guh-LETT-ee
 Chris Hein HINE
 Bryan Jurewicz JUR-a-witz

Jay Macias muh-SEE-us
 Jason Maniecki muh-NECK-ee
 Neil Miklusak mih-CLUZE-ack
 John Rohde ROAD-ee
 Tarek Saleh TARR-ick SAH-luh
 Rick Schnetzky SCHNET-skee
 Ryan Sondrup SAHN-drupp
 John Todryk TODD-rick
 Eric Unverzagt UN-verr-zaht
 Sam Veit VITE
 Mike Verstegen ver-STAY-gun
 Cyrill Weems suh-RELL
 Jerry Wunsch one-sch
 Vince Zullo ZOO-low

ALPHABETICAL ROSTER

No.	Name	Pos.	Ht.	Wt.	Year	Hometown (HS/Last School)
5	Abdulah, Najjar	RB	5-9	175	Fr./Fr.	Milwaukee, WI (Riverside)
53	Anderson, Dave	OL	6-2	230	Sr./Jr.	Eau Claire, WI (Memorial)
25	Badie, Kerwin	WR	5-9	160	Jr./So.	Bellwood, IL (Proviso West)
85	Baffico, Steve	WR	5-11	185	Sr./Jr.	Montclair, NJ (HS)
45	Bernard, Giscard	DB	6-0	170	So./So.	Bronx, NY (Nassau CC)
11	Bevell, Darrell **	QB	6-2	200	Jr./Jr.	Scottsdale, AZ (Chaparral)
23	Brady, Donny *	DB	6-2	185	Sr./Sr.	North Bellmore, NY (Nassau CC)
3	Brin, Michael	WR	6-0	175	Jr./So.	Highland Park, IL (HS)
5	Brown, Jamel ***	DB	5-9	185	Sr./Sr.	New York, NY (Stevenson)
12	Brunston, Jevon *	WR	6-0	165	Jr./So.	Columbus, OH (Eastmoor)
20	Burns, Jason ***	RB	5-7	185	Sr./Sr.	Chicago, IL (Julian)
38	Campbell, Lamar	DB	5-11	175	Fr./Fr.	Chester, PA (Strath Haven)
32	Cantrell, Branden	RB	6-2	220	Fr./Fr.	Indianapolis, IN (Lawrence Central)
30	Carney, Theo **	DB	5-8	185	Sr./Sr.	Milwaukee, WI (Pulaski)
19	Carter, Daryl *	DB	6-2	205	So./So.	Milwaukee, WI (Washington)
51	Cascadden, Chad *	OLB	6-1	210	Sr./Sr.	Chippewa Falls, WI (HS)
68	Castro, Cayetano *	OL	6-6	300	Jr./So.	New York, NY (Kennedy)
36	Commander, Azree	FB	6-3	215	Jr./So.	Chicago, IL (Lane Tech)
18	Cuff, Dwayne	DB	6-1	180	So./Fr.	Philadelphia, PA (King)
64	Darby, James	OL	6-5	295	Jr./So.	Streamwood, IL (HS)
1	Dawkins, J.C. **	WR	6-0	190	Sr./Sr.	Racine, WI (Washington Park)
2	DeRamus, Lee ***	WR	6-2	200	Sr./Sr.	Sicklerville, NJ (Edgewood Regional)
39	Diatelevi, Pete *	LB	6-3	230	Jr./So.	Waterbury, CT (Holy Cross)
69	Engler, Derek	OL	6-5	290	Jr./So.	St. Paul, MN (Cretin-Derham Hall)
54	Flanigan, Brian	LB	6-2	225	So./Fr.	Sturgeon Bay, WI (Southern Door)
41	Fletcher, Terrell ***	RB	5-9	195	Sr./Sr.	St. Louis, MO (East)
15	Forde, Jeff	QB	6-2	205	So./Fr.	Staten Island, NY (Curtis)
3	Gales, Kenny *	DB	5-11	175	Sr./Sr.	Cambria Heights, NY (Nassau CC)
59	Galletti, Mike	OL	6-3	285	Jr./So.	Ottawa, IL (HS)
62	Gay, Al	OL	6-4	255	Jr./So.	Elkhorn, WI (HS)
46	Glavin, Terry *	LB	6-2	225	Sr./Jr.	Niles, IL (Loyola Academy)
27	Glenn, Damon	DB	6-0	185	So./Fr.	East Chicago, IN (Central)
22	Gross, Trent	DB	5-10	170	So./Fr.	Menomonee Falls, WI (HS)
95	Halbur, Todd	DL	6-4	285	So./Fr.	Wisconsin Rapids, WI (Lincoln)
14	Hall, John *	K	6-3	175	Jr./So.	Port Charlotte, FL (HS)
86	Hayes, Donald	WR	6-5	190	Fr./Fr.	Madison, WI (East)
31	Hegg, Troy	DB	5-10	165	Jr./So.	Manitowoc, WI (Lincoln)
50	Hein, Chris ***	OLB	6-1	220	Sr./Sr.	Plymouth, WI (HS)
6	Huntley, Kevin	WR	6-2	185	Fr./Fr.	Fremont, OH (St. Joseph)
78	Ilich, Alex	OL	6-5	290	Sr./Jr.	Chicago, IL (Loyola Academy)
59	Innis, Joe	DL	6-2	235	So./Fr.	Sturgeon Bay, WI (Southern Door)
99	Jackson, Al	DL	6-2	265	Jr./Jr.	Edison, NJ (Nassau CC)
21	Jackson, Keith *	WR	6-1	185	Sr./Sr.	Sicklerville, NJ (Snow JC)
22	Johnson, Ron **	RB	6-1	195	Jr./Jr.	Camden, NJ (Wilson)
6	Jones, Royston	OLB	6-2	225	Jr./So.	Brooklyn, NY (Nassau CC)
85	Jurewicz, Bryan *	DL	6-5	250	Jr./So.	Deerfield, IL (HS)
4	Keigher, Greg	DB	5-9	175	Jr./So.	Coal City, IL (Providence Catholic)
34	Kemp, Nikki	RB	5-10	215	Sr./Sr.	Montclair, NJ (HS)
67	Kouba, Steve	DL	5-11	240	Sr./Jr.	South Holland, IL (Thornwood)
89	Larsen, Darrell	TE	6-6	245	Jr./Jr.	Aztec, NM (Dixie College)
4	London, Michael ***	WR	6-0	175	Sr./Sr.	Sicklerville, NJ (Edgewood Regional)
88	Lurtsema, Rob *	OLB	6-5	230	So./So.	Burnsville, MN (HS)
9	Lyles, Kevin *	TE	6-4	220	Jr./So.	Indianapolis, IN (Lawrence North)
57	Lysek, David	LB	6-2	225	So./Fr.	Bethlehem, PA (Catholic)

ALPHABETICAL ROSTER

No.	Name	Pos.	Ht.	Wt.	Year	Hometown (HS/Last School)
16	Macias, Jay ***	QB	6-0	190	Sr./Sr.	Montebello, CA (Schurr)
23	Mader, Bryan	K	6-0	165	So./Fr.	Combined Locks, WI (Kimberly)
70	Maniecki, Jason **	DL	6-5	290	Sr./Jr.	Wisconsin Dells, WI (HS)
37	Martin, Cecil	FB	6-2	215	Fr./Fr.	Evanston, IL (HS)
19	McCormick, Ben	QB	6-2	185	So./Fr.	Columbus, WI (HS)
13	McCullough, Carl *	RB	6-3	205	So./So.	St. Paul, MN (Cretin-Derham Hall)
29	Messenger, Jeff ***	DB	5-10	190	Sr./Sr.	Marinette, WI (HS)
94	Miklusak, Neil	DL	6-3	250	Jr./So.	Griffith, IN (HS)
48	Monty, Pete *	LB	6-2	230	So./So.	Fort Collins, CO (HS)
33	Moss, Brent ***	RB	5-9	205	Sr./Sr.	Racine, WI (Washington Park)
12	Nack, Aaron	DB	5-8	170	Fr./Fr.	Waukesha, WI
26	Nelson, Robert *	RB	5-10	175	Sr./Jr.	Mokena, IL (Lincoln Way)
31	Nyquist, Matt **	TE	6-2	220	Sr./Jr.	Cokato, MN (Dassel-Cokato)
51	Patterson, Brian *	OL	6-2	275	Sr./Sr.	Schofield, WI (Everest)
32	Pollex, Eric	DB	5-11	190	Sr./Jr.	Wisconsin Dells, WI (Adams-Friendship)
8	Pratt, Syllas *	OLB	6-2	225	Sr./Sr.	Hempstead, NY (Nassau CC)
56	Rader, Mike	OL	6-5	275	Jr./So.	De Pere, WI (Notre Dame)
52	Raymer, Cory ***	OL	6-4	290	Sr./Sr.	Fond du Lac, WI (Goodrich)
81	Roan, Michael ***	TE	6-4	245	Sr./Sr.	Iowa City, IA (City)
44	Roberson, Royce	RB	6-1	205	So./Fr.	East Chicago, IN (Central)
72	Rohde, John	OL	6-4	315	Jr./So.	Oswego, IL (Yorkville)
63	Rudolph, Joe **	OL	6-2	285	Sr./Sr.	Belle Vernon, PA (HS)
42	Saleh, Tarek *	OLB	6-3	220	So./So.	West Haven CT (Notre Dame)
10	Samuel, Mike	QB	6-3	215	Fr./Fr.	Philadelphia, PA (Penn Charter)
56	Schneck, Dan	LB	5-11	220	Jr./So.	Whitefish Bay, WI (HS)
98	Schnetzky, Rick *	K	5-10	170	Sr./Sr.	Mequon, WI (Homestead)
90	Simmons, Haywood	DL	6-3	260	Sr./Jr.	Macon, GA (Southwest)
82	Simmons, Tony	WR	6-2	180	So./Fr.	Chicago, IL (St. Rita)
49	Sondrup, Ryan	TE	6-5	210	Fr./Fr.	Fort Collins, CO (HS)
91	Spiller, Rod *	DL	6-4	260	Jr./So.	St. Louis, MO (East)
10	Stanger, Dirk	QB	6-3	195	So./Fr.	Woodstock, IL (Marian Central Catholic)
60	Stark, Steve **	OL	6-3	280	Sr./Jr.	Rockton, IL (Hononegah)
43	Stecker, Aaron	RB	5-9	175	Fr./Fr.	Ashwaubenon, WI (HS)
28	Suttle, Jason	DB	5-11	175	So./Fr.	Burnsville, MN (HS)
34	Taylor, Leonard	DB	6-0	180	Fr./Fr.	Indianapolis, IN (North Central)
66	Thompson, Mike ***	DL	6-4	275	Sr./Sr.	Portage, WI (HS)
75	Todryk, John	DL	6-3	270	So./Fr.	River Hills, WI (Milford Academy, CT)
10	Tollefson, Bret	DB	6-1	195	Fr./Fr.	Greenfield, WI (USMA Prep)
24	Torian, Reggie	WR	6-3	180	So./Fr.	Markham, IL (Thornwood)
17	Tucker, Melvin ***	DB	6-0	190	Sr./Sr.	University Heights, OH (Cleveland Heights)
47	Unverzagt, Eric **	LB	6-2	230	Sr./Jr.	Central Islip, NY (HS)
65	Vanderveldt, Jamie *	OL	6-5	265	Jr./So.	Waukesha, WI (Catholic Memorial)
26	Veit, Sam ***	P	5-9	170	Sr./Sr.	Racine, WI (Case)
67	Verstegen, Mike ***	OL	6-6	300	Sr./Sr.	Kimberly, WI (HS)
33	Wagner, Scott	DB	6-0	175	So./Fr.	Milton, WI (HS)
7	Weems, Cyrill *	DB	6-2	195	Jr./So.	Detroit, MI (Southeastern)
93	Williams, Brandon	OLB	6-4	245	Fr./Fr.	Buffalo, NY (South Park)
71	Wunsch, Jerry *	OL	6-6	315	Jr./So.	Wausau, WI (West)
55	Yocum, Chad ***	OLB	6-4	240	Sr./Sr.	Windsor, WI (DeForest)
15	Young, Scott *	DB	6-0	205	Sr./Jr.	Englewood, CO (Cherry Creek)
87	Zullo, Vince ***	WR	5-10	185	Sr./Sr.	Salem, WI (Westosha)

* — letters won

— fifth-year senior

NUMERICAL ROSTER

No.	Name	Pos.	Ht.	Wt.	Year	Hometown (HS/Last School)
1	J.C. Dawkins **	WR	6-0	190	Sr./Sr.	Racine, WI (Washington Park)
2	Lee DeRamus ***	WR	6-2	200	Sr./Sr.	Sicklerville, NJ (Edgewood Regional)
3	Kenny Gales *	DB	5-11	175	Sr./Sr.	Cambria Heights, NY (Nassau CC)
3	Michael Brin	WR	6-0	175	Jr./So.	Highland Park, IL (HS)
4	Michael London ***	WR	6-0	175	Sr./Sr.	Sicklerville, NJ (Edgewood Regional)
4	Greg Keigher	DB	5-9	175	Jr./So.	Coal City, IL (Providence Catholic)
5	Jamel Brown ***	DB	5-9	185	Sr./Sr.	New York, NY (Stevenson)
5	Najjar Abdullah	RB	5-9	175	Fr./Fr.	Milwaukee, WI (Riverside)
6	Kevin Huntley	WR	6-2	185	Fr./Fr.	Fremont, OH (St. Joseph)
6	Royston Jones	OLB	6-2	225	Jr./So.	Brooklyn, NY (Nassau CC)
7	Cyrill Weems *	DB	6-2	195	Jr./So.	Detroit, MI (Southeastern)
8	Sylas Pratt *	OLB	6-2	225	Sr./Sr.	Hempstead, NY (Nassau CC)
9	Kevin Lyles *	TE	6-4	220	Jr./So.	Indianapolis, IN (Lawrence North)
10	Mike Samuel	QB	6-3	215	Fr./Fr.	Philadelphia, PA (Penn Charter)
10	Bret Tollefson	DB	6-1	195	Fr./Fr.	Greenfield, WI (USMA Prep)
11	Darrell Bevell **	QB	6-2	200	Jr./Jr.	Scottsdale, AZ (Chaparral)
12	Jevon Brunston *	WR	6-0	165	Jr./So.	Columbus, OH (Eastmoor)
12	Aaron Nack	DB	5-8	170	Fr./Fr.	Waukesha, WI
13	Carl McCullough *	RB	6-3	205	So./So.	St. Paul, MN (Cretin-Derham Hall)
14	John Hall *	K	6-3	175	Jr./So.	Port Charlotte, FL (HS)
15	Jeff Forde	QB	6-2	205	So./Fr.	Staten Island, NY (Curtis)
15	Scott Young *	DB	6-0	205	Sr./Jr.	Englewood, CO (Cherry Creek)
16	Jay Macias ***	QB	6-0	190	Sr./Sr.	Montebello, CA (Schurr)
17	Melvin Tucker ***	DB	6-0	190	Sr./Sr.	University Heights, OH (Cleveland Heights)
18	Dwayne Cuff	DB	6-1	180	So./Fr.	Philadelphia, PA (King)
18	Dirk Stanger	QB	6-3	195	So./Fr.	Woodstock, IL (Marian Central Catholic)
19	Daryl Carter *	DB	6-2	205	So./So.	Milwaukee, WI (Washington)
19	Ben McCormick	QB	6-2	185	So./Fr.	Columbus, WI (HS)
20	Jason Burns ***	RB	5-7	185	Sr./Sr.	Chicago, IL (Julian)
21	Keith Jackson *	WR	6-1	185	Sr./Sr.	Sicklerville, NJ (Snow JC)
22	Ron Johnson **	RB	6-1	195	Jr./Jr.	Camden, NJ (Wilson)
22	Trent Gross	DB	5-10	170	Jr./So.	Menomonee Falls, WI (HS)
23	Donny Brady *	DB	6-2	185	Sr./Sr.	North Bellmore, NY (Nassau CC)
23	Bryan Mader	K	6-0	165	So./Fr.	Combined Locks, WI (Kimberly)
24	Reggie Torian	WR	6-3	180	So./Fr.	Markham, IL (Thornwood)
25	Kerwin Badie	WR	5-9	160	Jr./So.	Bellwood, IL (Proviso West)
26	Sam Veit ***	P	5-9	170	Sr./Sr.	Racine, WI (Case)
26	Robert Nelson *	RB	5-10	175	Sr./Jr.	Mokena, IL (Lincoln Way)
27	Damon Glenn	DB	6-0	185	So./Fr.	East Chicago, IN (Central)
28	Jason Suttle	DB	5-11	175	So./Fr.	Burnsville, MN (HS)
29	Jeff Messenger ***	DB	5-10	190	Sr./Sr.	Marinette, WI (HS)
30	Theo Carney **	DB	5-8	185	Sr./Sr.	Milwaukee, WI (Pulaski)
31	Matt Nyquist **	TE	6-2	220	Sr./Jr.	Cokato, MN (Dassel-Cokato)
31	Troy Hegg	DB	5-10	165	Jr./So.	Manitowoc, WI (Lincoln)
32	Branden Cantrell	RB	6-2	220	Fr./Fr.	Indianapolis, IN (Lawrence Central)
32	Eric Pollex	DB	5-11	190	Sr./Jr.	Wisconsin Dells, WI (Adams-Friendship)
33	Brent Moss ***	RB	5-9	205	Sr./Sr.	Racine, WI (Washington Park)
33	Scott Wagner	DB	6-0	175	So./Fr.	Milton, WI (HS)
34	Leonard Taylor	DB	6-0	180	Fr./Fr.	Indianapolis, IN (North Central)
34	Nikki Kemp	RB	5-10	215	Sr./Sr.	Montclair, NJ (HS)
36	Azree Commander	FB	6-3	215	Jr./So.	Chicago, IL (Lane Tech)
37	Cecil Martin	FB	6-2	215	Fr./Fr.	Evanston, IL (HS)
38	Lamar Campbell	DB	5-11	175	Fr./Fr.	Chester, PA (Strath Haven)
39	Pete Diatelevi *	LB	6-3	230	Jr./So.	Waterbury, CT (Holy Cross)
41	Terrell Fletcher ***	RB	5-9	195	Sr./Sr.	St. Louis, MO (East)

NUMERICAL ROSTER

No.	Name	Pos.	Ht.	Wt.	Year	Hometown (HS/Last School)
42	Tarek Saleh *	OLB	6-3	220	So./So.	West Haven, CT (Notre Dame)
43	Aaron Stecker	RB	5-9	175	Fr./Fr.	Ashwaubenon, WI (HS)
44	Royce Roberson	RB	6-1	205	So./Fr.	East Chicago, IN (Central)
45	Giscard Bernard	DB	6-0	170	So./So.	Bronx, NY (Nassau CC)
46	Terry Glavin *	LB	6-2	225	Sr./Jr.	Niles, IL (Loyola Academy)
47	Eric Unverzagt **	LB	6-2	230	Sr./Jr.	Central Islip, NY (HS)
48	Pete Monty *	LB	6-2	230	So./So.	Fort Collins, CO (HS)
49	Ryan Sondrup	TE	6-5	210	Fr./Fr.	Fort Collins, CO (HS)
50	Chris Hein ***	OLB	6-1	220	Sr./Sr.	Plymouth, WI (HS)
51	Brian Patterson *	OL	6-2	275	Sr./Sr.	Schofield, WI (Everest)
52	Cory Raymer ***	OL	6-4	290	Sr./Sr.	Fond du Lac, WI (Goodrich)
53	Chad Cascadden *	OLB	6-1	210	Sr./Sr.	Chippewa Falls, WI (HS)
53	Dave Anderson	OL	6-2	230	Sr./Jr.	Eau Claire, WI (Memorial)
54	Brian Flanigan	LB	6-2	225	So./Fr.	Sturgeon Bay, WI (Southern Door)
55	Chad Yocum ***	OLB	6-4	240	Sr./Sr.	Windsor, WI (DeForest)
56	Mike Rader	OL	6-5	275	Jr./So.	DePere, WI (Notre Dame)
56	Dan Schneck	LB	5-11	220	Jr./So.	Whitefish Bay, WI (HS)
57	David Lysek	LB	6-2	225	So./Fr.	Bethlehem, PA (Catholic)
59	Mike Galletti	OL	6-3	285	Jr./So.	Ottawa, IL (HS)
59	Joe Innis	DL	6-2	235	So./Fr.	Sturgeon Bay, WI (Southern Door)
60	Steve Stark **	OL	6-3	280	Sr./Jr.	Rockton, IL (Hononegah)
62	Al Gay	OL	6-4	255	Jr./So.	Elkhorn, WI (HS)
63	Joe Rudolph **	OL	6-2	285	Sr./Sr.	Belle Vernon, PA (HS)
64	James Darby	OL	6-5	295	Jr./So.	Streamwood, IL (HS)
65	Jamie Vanderveldt *	OL	6-5	265	Jr./So.	Waukesha, WI (Catholic Memorial)
66	Mike Thompson ***	DL	6-4	275	Sr./Sr.	Portage, WI (HS)
67	Mike Verstegen ***	OL	6-6	300	Sr./Sr.	Kimberly, WI (HS)
67	Steve Kouba	DL	5-11	240	Sr./Jr.	South Holland, IL (Thornwood)
68	Cayetano Castro *	OL	6-6	300	Jr./So.	New York, NY (Kennedy)
69	Derek Engler	OL	6-5	290	Jr./So.	St. Paul, MN (Cretin-Derham Hall)
70	Jason Maniecki **	DL	6-5	290	Sr./Jr.	Wisconsin Dells, WI (HS)
71	Jerry Wunsch *	OL	6-6	315	Jr./So.	Wausau, WI (West)
72	John Rohde	OL	6-4	315	Jr./So.	Oswego, IL (Yorkville)
75	John Todryk	DL	6-3	270	So./Fr.	River Hills, WI (Milford Academy, CT)
78	Alex Ilich	OL	6-5	290	Sr./Jr.	Chicago, IL (Loyola Academy)
81	Michael Roan ***	TE	6-4	245	Sr./Sr.	Iowa City, IA (City)
82	Tony Simmons	WR	6-2	180	So./Fr.	Chicago, IL (St. Rita)
85	Bryan Jurewicz *	DL	6-5	250	Jr./So.	Deerfield, IL (HS)
85	Steve Baffico	WR	5-11	185	Sr./Jr.	Montclair, NJ (HS)
86	Donald Hayes	WR	6-5	190	Fr./Fr.	Madison, WI (East)
87	Vince Zullo ***	WR	5-10	185	Sr./Sr.	Salem, WI (Westosha)
88	Rob Lurtsema *	OLB	6-5	230	So./So.	Burnsville, MN (HS)
89	Darrell Larsen	TE	6-6	245	Jr./Jr.	Aztec, NM (Dixie College)
90	Haywood Simmons	DL	6-3	260	Sr./Jr.	Macon, GA (Southwest)
91	Rod Spiller *	DL	6-4	260	Jr./So.	St. Louis, MO (East)
93	Brandon Williams	OLB	6-4	245	Fr./Fr.	Buffalo, NY (South Park)
94	Neil Miklusak	DL	6-3	250	Jr./So.	Griffith, IN (HS)
95	Todd Halbur	DL	6-4	285	So./Fr.	Wisconsin Rapids, WI (Lincoln)
98	Rick Schnetzky *	K	5-10	170	Sr./Sr.	Mequon, WI (Homestead)
99	Al Jackson	DL	6-2	265	Jr./Jr.	Edison, NJ (Nassau CC)

* — letters won

— fifth-year senior

STATE BREAKDOWN

Arizona (1)

Darrell Bevell (Scottsdale)

California (1)

Jay Macias (Montebello)

Colorado (3)

Pete Monty (Fort Collins); Ryan Sondrup (Fort Collins); Scott Young (Englewood)

Connecticut (2)

Pete Diatelevi (Waterbury); Tarek Saleh (West Haven)

Florida (1)

John Hall (Port Charlotte)

Georgia (1)

Haywood Simmons (Macon)

Illinois (18)

Kerwin Badie (Bellwood); Michael Brin (Highland Park); Jason Burns (Chicago); Azree Commander (Chicago); James Darby (Streamwood); Mike Galletti (Ottawa); Terry Glavin (Niles); Greg Keigher (Coal City); Alex Ilich (Chicago); Bryan Jurewicz (Deerfield); Steve Kouba (South Holland); Cecil Martin (Evanston); Robert Nelson (Mokena); John Rohde (Oswego); Dirk Stanger (Woodstock); Steve Stark (Rockton); Tony Simmons (Chicago); Reggie Torian (Markham)

Indiana (6)

Branden Cantrell (Indianapolis); Damon Glenn (E. Chicago); Kevin Lyles (Indianapolis); Neil Miklusak (Griffith); Royce Roberson (E. Chicago); Leonard Taylor (Indianapolis)

Iowa (1)

Michael Roan (Iowa City)

Michigan (1)

Cyrill Weems (Detroit)

Minnesota (5)

Derek Engler (St. Paul); Rob Lurtsema (Burnsville); Carl McCullough (St. Paul); Matt Nyquist (Cokato); Jason Suttle (Burnsville);

Missouri (2)

Terrell Fletcher (St. Louis); Rod Spiller (St. Louis)

New Jersey (7)

Steve Baffico (Montclair); Lee DeRamus (Sicklerville); Al Jackson (Edison); Keith Jackson (Sicklerville); Ron Johnson (Camden); Nikki Kemp (Montclair); Michael London (Sicklerville)

New York (10)

Giscard Bernard (Bronx); Donny Brady (North Bellmore); Jamel Brown (New York); Cayetano Castro (New York); Jeff Forde (Staten Island); Kenny Gales (Cambria Heights); Royston Jones (Brooklyn); Syllas Pratt (Hempstead); Eric Unverzagt (Central Islip); Brandon Williams (Buffalo)

New Mexico (1)

Darrell Larsen (Aztec)

Ohio (3)

Jevon Brunston (Columbus); Kevin Huntley (Fremont); Melvin Tucker (University Heights)

Pennsylvania (5)


Lamar Campbell (Chester); Dwayne Cuff (Philadelphia); David Lysek (Bethlehem); Joe Rudolph (Belle Vernon); Mike Samuel (Philadelphia)

Wisconsin (37)

Najjar Abdulah (Milwaukee); Dave Anderson (Eau Claire); Theo Carney (Milwaukee); Daryl Carter (Milwaukee); Chad Cascadden (Chippewa Falls); J.C. Dawkins (Racine); Brian Flanigan (Sturgeon Bay); Al Gay (Elkhorn); Trent Gross (Menomonee Falls); Todd Halbur (Wisconsin Rapids); Donald Hayes (Madison); Troy Hegg (Manitowoc); Chris Hein (Plymouth); Joe Innis (Sturgeon Bay); Ben McCormick (Columbus); Bryan Mader (Combined Locks); Jason Maniecki (Wisconsin Dells); Jeff Messenger (Marinette); Brent Moss (Racine); Aaron Nack (Waukesha); Brian Patterson (Schofield); Eric Pollex (Wisconsin Dells); Mike Rader (DePere); Cory Raymer (Fond du Lac); Dan Schneck (Whitefish Bay); Rick Schnetzky (Mequon); Aaron Stecker (Ashwaubenon); Mike Thompson (Portage); John Todryk (River Hills); Bret Tollefson (Greenfield); Jamie Vanderveldt (Waukesha); Sam Veit (Racine); Mike Verstegen (Kimberly); Scott Wagner (Milton); Jerry Wunsch (Wausau); Chad Yocum (Windsor); Vince Zullo (Salem)

Badger

PERSONNEL



■ Barry Alvarez (44-49) ■ Bill Callahan (50) ■ Brad Childress (51) ■ Kevin Cosgrove (52) ■ Jim Hueber (53) ■ Dan McCarney (54) ■ Tom McMahon (55) ■ Jay Norvell (56) ■ John Palermo (57) ■ Bernie Wyatt (58) ■ Graduate Assistants (59) ■ Support Staff (60-61) ■ Players (62-92)

HEAD COACH

Miracle workers are few and far between, but the efforts of fifth-year Wisconsin coach Barry Alvarez border on the miraculous.

Inheriting a program that was ranked No. 107 in Division I-A four years ago, Alvarez quickly and efficiently developed a team that last year won a school-record 10 games, including the Rose Bowl.

The rags-to-riches story is a best-seller for a school that once considered its post-game band celebration the highlight of football weekends.

Alvarez is the man responsible for this resurrection.

During his tenure, Alvarez reversed the fortunes of a program that had hit rock bottom and raised it to the Top 5 in college football.

When Alvarez was handed the reins of the program, the Badgers had won just 20 percent of their games in the previous four years, finished no better than eighth in the Big Ten standings, aver-

aged a 45-year low of 41,000 fans per home game and were included on lists of the worst programs in the country.

A Rosy season

The 1993 Badgers will long be remembered as the squad that established new standards. The winningest team in UW history ...


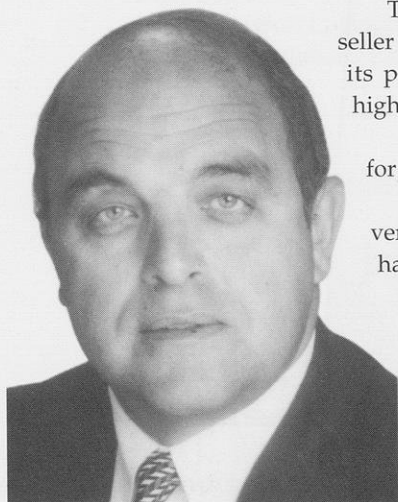
- was co-champ of the Big Ten and won its first Rose Bowl
- finished fifth (*CNN/USA Today*) and sixth (*Associated Press*) in the final polls
- posted the NCAA's largest attendance increase and ranked 10th nationally in average (75,507)
- had an .875 winning percentage, the best by a Big Ten team since 1979
- boasted eight first-team all-Big Ten players, three more than the school's previous high
- ranked in the nation's Top 25 for 14 straight weeks after being rated a total of 10 times in the prior 30 years
- improved its record by 5.5 games from '92, the largest one-year gain in school history.

For those achievements, Alvarez was named national Coach of the Year by the American Football Coaches Association, the Bobby Dodd Foundation, *College and Pro Football Newsweekly* and *College Sports* magazine.

Alvarez also became the first Wisconsin coach to earn the Dave McClain Big Ten Coach of the Year Award. He received 94 percent of the first-place votes.

The Badgers have posted a 21-23-1 overall record in Alvarez' four seasons. Compared to the 9-36 mark of the four years prior to his arrival, UW has a 12.5-game improvement under Alvarez. Wisconsin has posted an impressive 17-7-1 (.700) mark in the last 25 games. Prior to the recent success, it took UW 75 contests (17-58, .227) to win the same number of games.

Besides the obvious on-field improvement, home crowds have increased an incredible 80.9 percent since his arrival. The Badgers played before seven sellouts (four at Camp Randall Stadium) in 1993. Additionally, network television showed seven games last fall. The previous high was five TV appearances in 1984.



HEAD COACH

Steady gains

Before exploding on the national scene last year, Alvarez' first three seasons showed steady improvement. "My goal is to get better every week," Alvarez said of his main coaching theme. "The wins will take care of themselves if you keep getting better."

Alvarez was appointed as the school's 27th football coach on Dec. 31, 1989, one day after his 42nd birthday. "My old coach, Bob Devaney (Nebraska) told me that I should set a goal for myself to take a head coaching job by the time I was 42," Alvarez said. "I missed it by one day."

Alvarez' first Badger team (1990) won one game. However, the Badgers were within striking distance in the fourth quarter of 10 games.

The visible gains actually started in 1991, when the Badgers (5-6) were the nation's fourth-most improved squad. Three non-conference wins to open the year earned Wisconsin several votes in the Associated Press poll. A two-game winning streak to end the season were Alvarez' first Big Ten wins.

The Badgers posted their second straight 5-6 mark in 1992 and climbed in the league standings for the third consecutive season.

Among the memorable accomplishments of 1992 was the 20-16 upset of 12th-ranked Ohio State. It was the UW's first win over a nationally rated foe in eight years. The Badgers again received votes in the national polls and ended the season one victory shy of a bowl bid.

Successful assistant coach

The former assistant coach at Notre Dame and Iowa has long been associated with strong winning traditions. He coached in a bowl game nine consecutive years at Notre Dame and Iowa.

For three seasons, Alvarez was a defensive assistant for Lou Holtz at Notre Dame. He served as linebackers coach in 1987, was promoted to defensive coordinator in 1988 and worked as assistant head coach in 1989.

Notre Dame finished 17th, first and second in the final Associated Press poll the three seasons Alvarez was there. The Fighting Irish won an incredible 23 consecutive games in 1988 and 1989.

The 1988 Fighting Irish team won a national championship and posted a perfect 12-0 record. As coordinator, Barry's defense ranked third nationally in scoring, 10th against the run and 13th in total defense. A Fiesta Bowl victory over West Virginia capped the undefeated season.

Notre Dame was 12-1 in 1989 and the nation's No. 1 team for 11 straight weeks. Alvarez' defense keyed a 21-6

Barry Alvarez at Wisconsin

Year	Won	Lost	Tied	Pct.
1990	1	10	0	.090
1991	5	6	0	.455
1992	5	6	0	.455
1993	10	1	1	.875
Totals	21	23	1	.478

Alvarez' record at Wisconsin

All games:	21-23-1
Home games:	14-10-1
Road games:	5-13
Neutral games:	2-0
Non-conference games:	10-3
September games:	10-3
October games:	5-12
November games:	4-8-1
December games:	1-0
January games:	1-0
Games decided by a TD or less:	7-8-1
Games decided by a FG or less:	5-3-1
Games UW led after one quarter:	12-5
Games UW led at halftime:	16-3
Games UW led after three quarters:	18-4-1
Games UW scored first:	14-7
Games UW outrushed opponent:	18-5-1
Games UW outpassed opponent:	9-12
Games on television:	7-3-1

Orange Bowl victory over top-ranked Colorado. The 1989 Notre Dame defenders were nationally ranked in every category: scoring defense (12th), turnover margin (13th), rushing defense (14th), total defense (14th) and passing defense (43rd).

Alvarez coached all-America linebackers in each of his three seasons in South Bend. Michael Stonebreaker was a consensus all-America pick in 1988. Ned Bolcar, Cedric Figaro and Wes Pritchett also made all-America squads under Alvarez.

As an Iowa assistant, Barry coached linebackers from 1979-86. The Hawkeyes went to postseason games the last six years, including Rose Bowls in 1982 and 1986. Alvarez helped the Hawkeyes turn a program that hadn't had a winning season in 17 years into a regular bowl game participant.

Alvarez coached five first-team all-Big Ten linebackers at Iowa. His prize pupil was Larry Station, a two-time consensus all-America linebacker. An academic all-American as well, Station is the Hawkeyes' career tackle leader.

HEAD COACH

Meet Barry Alvarez

Born

December 30, 1946, in Burgettstown, Pa.

High School

Burgettstown (Pa.) High School

College

University of Nebraska, B.S., 1969
University of Nebraska, M.A., 1970

College Player

University of Nebraska, 3-year letterman

Wife


Cindy

Children

Dawn (Mrs. Brad Ferguson), Stacy and Chad

Coaching experience

Asst. Coach, Lincoln (Neb.) N.E. H.S., 1971-73
Head Coach, Lexington (Neb.) H.S., 1974-75
Head Coach, Mason City (Iowa) H.S., 1976-78
Assistant Coach [linebackers], Iowa, 1979-86
Assistant Coach [linebackers], Notre Dame, 1987
Defensive Coordinator, Notre Dame, 1988
Assistant Head Coach, Notre Dame, 1989
Head Coach, Wisconsin, 1990-present



Barry got his coaching start in 1971 as an assistant at Lincoln (Neb.) Northeast High School. The squad won a state title in 1972, his second year there.

His first head coaching position was at Lexington (Neb.) High School from 1974-75. He was 16-4 and the Nebraska prep Coach of the Year in 1974. Alvarez then coached at Mason City (Iowa) High School from 1976-78, compiling a 21-9 mark. Included was a 4A state title in 1978, when he was conference and district Coach of the Year.

Playing days & personal life

A three-year letterman at Nebraska, Alvarez earned his bachelor of science degree in 1969. He added a master of arts degree from Nebraska in 1970. Barry, a Cornhusker linebacker, played in the Orange and Sugar Bowls for Nebraska, as well as the Senior and Blue-Gray all-star games.

Barry and his wife, Cindy, have two daughters, Dawn (Mrs. Brad Ferguson) and Stacy, and a son, Chad. Alvarez was born Dec. 30, 1946, in Burgettstown, Pa.

Alvarez' players drafted by the NFL*At Iowa*

2nd round — Jon Hayes, TE to Kansas City
11th round — Larry Station, LB to Pittsburgh

At Notre Dame

6th round — Cedric Figaro, OLB to San Diego
6th round — Wes Pritchett, ILB to Miami
6th round — Ned Bolcar, ILB to Seattle
7th round — Andre Jones, OLB to Pittsburgh
8th round — Scott Kowalkowski, ILB to Philadelphia
9th round — Mike Stonebreaker, ILB to Chicago

At Wisconsin

1st round (7th pick) — Troy Vincent, DB to Miami
3rd round — Don Davey, DT to Green Bay
3rd round — Joe Panos, OL to Philadelphia
5th round — Chuck Belin, OL to Los Angeles Rams
7th round — Mark Montgomery, FB to Philadelphia
10th round — Brady Pierce, OT to Minnesota

ALVAREZ SAYS

Coaching influences

Bob Devaney, Nebraska

"He showed me how you need to mingle with people. Bob had a special manner about him. I watched how he worked in the community. He could be at home with the mayor and influential people at downtown clubs and be just as comfortable when he came to my hometown and sat around drinking beer with the boys."

Hayden Fry, Iowa

"Hayden gave me a sense of organization. He was an old Marine and set up a chain of command like a military unit. Everything was organized as tight as if he was planning an invasion."

Lou Holtz, Notre Dame

"Football-wise, I got more from Lou Holtz than anyone. I used to be impulsive and do things on the spur of the moment. Lou taught me the importance of putting things down on paper."

Personal philosophies

His own success

"My parents did a great job of making me feel like I was special. I've been asked if I am surprised that somebody from a small town like Burgettstown is doing well in the Big Ten. I say, 'No, somebody has to do it. It might as well be me.'"

Academic importance

"It's our duty to make sure we do everything we can to support our athletes and make sure they get all the help they need to earn a degree. We haven't lost a player in four years at Wisconsin. We haven't had anyone ineligible in four years, and very few have had to attend summer school to be eligible."


Being a players' coach

"Think about what we, as coaches, ask our players to do. If they don't like you, they aren't going to follow your plan."

That doesn't mean you have to compromise. The route we've taken is to show them we care. We sincerely care about our kids."

Life's lessons

"You always try to teach kids things about life. We spend time talking about dealing with adversity, overcoming the odds and being positive. Regardless of what happens, it's important to find the bright side of things and move forward."

**His type of player**

"We've made a living on overachievers. Kids who like to play football, and kids who are hard-nosed. That kind of fits my own personality. We're a blue-collar football team, and I'm a blue-collar coach."

Coaching at Wisconsin

Higher standards

"The standards are more demanding than most schools. But I felt that was a positive. You have to go out and get kids who want to go to school. The degree has to be important to them. There are plenty of good kids like that out there and plenty of good football players who are good students."

Expectations

"I can't control fans' expectations. All I can do is get our kids to play and live up to their potential. I feel like we've got our program where we can compete every week."

Why Wisconsin?

"I remember playing up here when I was at Iowa and with the stadium filled with rabid fans, it was a very difficult place to play."

The plan

"I knew we had to be patient. When you take a job that's down, you have to make it a good job. That doesn't happen overnight. I never questioned whether we were doing it right or not. I had seen what we were doing work at other places. I never wavered in my confidence."


HEAD COACH



Highs & lows under Alvarez

Category	Wisconsin high	Opponent low
First downs	36 vs. Minnesota, 1993	10 by Northwestern, 1991
Rushing yards	354 vs. Indiana, 1993	45 by Ohio State, 1992
Rushing attempts	61 vs. Purdue, 1993	25 by Illinois, 1993
Rushing TDs	7 vs. Northwestern, 1993	0, 17 times, MR: Illinois, 1993
Passing yards	423 vs. Minnesota, 1993	68 by Northwestern, 1991
Pass completions	31 vs. Minnesota, 1993	6, three times, MR: Mich. State, 1990
Pass attempts	48 vs. Minnesota, 1993	12 by Michigan State, 1990
Interceptions	0, 17 times, MR: Mich. St., 1993	4, four times, MR: Minnesota, 1993
Passing TDs	5, two times, MR: Purdue, 1993	0, 11 times, MR: Illinois, 1993
Total offense	605 vs. Minnesota, 1993	167 by Western Illinois, 1991
Total plays	90 vs. Minnesota, 1993	51 by Western Illinois, 1991
Points	53 vs. Northwestern, 1993	6, three times, MR: Minnesota, 1992
Penalties	0 vs. Minnesota, 1992	13 by California, 1990
Yards penalized	0 vs. Minnesota, 1992	95 by UCLA, 1994
Fumbles	0, five times, MR: Illinois, 1993	5, two times, MR: UCLA, 1994
Fumbles lost	0, 18 times, MR: UCLA, 1994	5 by UCLA, 1994
Turnovers	0, nine times, MR: Mich. State, 1993	6, two times, MR: UCLA, 1994

HEAD COACH



What others say about Alvarez

Lou Holtz, Notre Dame Head Coach

"Barry Alvarez is one of the more memorable people I've ever worked with. His ability to relate to people and generate enthusiasm are qualities you cannot learn. Barry is an excellent football coach, a great representative of the University and a good family man."

Bob Devaney, Alvarez' coach at Nebraska

"As a player, Barry was a good linebacker. You could tell that he really understood the game. Barry is also a people person. His knowledge of the game and love for people are the reasons he's an excellent coach."

Cindy Alvarez, the coach's wife

(Barry was a policeman when he first married Cindy. The lofty goals of each are reflected in Cindy's feelings about that job). "I wouldn't have been happy as a cop's wife, because I would have wanted him to be the Chief of Police."

Scott Nelson, former player

"He knew he had a big job to do, but he had a set plan and rules to follow. A lot of players quit, but those who bought into the plan knew it was the only way to be successful. He proved his plan works."

ASSISTANT COACH

At Wisconsin: Fifth year in charge of offensive line ... senior member of UW offensive coaching staff ... his charges paved the way for 1993 season averages of 250.8 yards rushing and 455.2 total yards per game ... both marks paced the league ... the rushing average was second-best in UW history and the total offense norm was the highest

**B I L L
CALLAHAN**

Offensive Line

in the Big Ten since 1978 ... those figures represent 159 and 70 percent improvements from his first season ... offensive line allowed only nine sacks all year and only four in Big Ten action ... coached three first-team all-Big Ten linemen last year — Joe Panos, Cory Raymer and Joe Rudolph ... Panos and Raymer earned all-America mention. ... three of his UW players have been drafted —

— Panos (Eagles in 1994), Brady Pierce (Vikings in 1991) and Chuck Belin (Rams in 1993).



Before Wisconsin: Offensive coordinator at Southern Illinois (1989) ... SIU set 18 school records under his guidance ... coached offensive line at Northern Arizona (1987-88) ... had responsibilities with TE, OL, QB and special teams in six-year stint (1982-87) at Illinois ... Illini played in three bowl games, including the 1984 Rose Bowl, while he was there ... an Illini graduate assistant from 1980-81 ... three of his Illinois players — Scott Davis (Raiders), Cap Boso (Bears) and Mark Dennis (Dolphins) — played in the NFL ... prep coach for one year at Oak Lawn and DeLaSalle High Schools in the Chicago area (1978-79).

As a player: NAIA honorable mention all-America honors at Illinois Benedictine in 1976-77 ... three-year starter at quarterback.


Education: B.A. from Illinois Benedictine (1978).

Family: Wife Valerie; sons Brian and Danny; daughters Cathryn and Jaclyn.

Personal: Born July 31, 1956, in Chicago.



ASSISTANT COACH



At Wisconsin: Third season as offensive coordinator for Badgers ... also handles quarterback coaching duties ... orchestrated an offense that ranked first in Big Ten in rushing (8th nationally) and total offense (12th), second in scoring (25th) and fourth in passing in 1993 ... Wisconsin averaged 455.2 total yards per game and 473.9 per conference game, the top league mark since 1978 ... that average was fourth-best in conference history ... offense led the league in scoring (29.5) for the first time since 1952 and established a Big Ten record for completion percentage (.675) ... coached Darrell Bevell, who passed for 2,390 yards in 1993 to establish a school season record ... UW individuals also broke season standards in rushing and receiving yards ... Bevell broke 10 school passing and total offense marks in becoming the Badgers' first all-Big Ten QB since 1962 ... coached running backs in 1991 before promotion to coordinator.

Before Wisconsin: Coached wide receivers at Utah (1989) ... offensive coordinator at Northern Arizona (1986-89) ... quarterback Greg Wyatt, who passed for more than 10,000 yards and set more than 60 school and NCAA records, played for him at NAU ... Wyatt completed 962 passes, the second-most in collegiate history ... coached QBs and helped with the computerized scouting department of the Indianapolis Colts in 1985 ... spent seven years (1978-84) at Illinois ... the last five seasons, he coached Illini RBs and WRs after two campaigns as a graduate assistant ... coached David Williams, who caught a Big Ten-record 101 passes in 1984.

As a player: Played collegiately at both Eastern Illinois (1974) and Illinois (1975-78).

Education: B.A. from Eastern Illinois (1978).

Family: Wife Dru-Ann; sons Andrew, Christopher and Kyle; daughter Cara.

Personal: Born June 27, 1956, in Aurora, Ill.

**B R A D
CHILDRESS**
Offensive Coor.
Quarterbacks

ASSISTANT COACH

At Wisconsin: Fifth season as inside linebackers coach ... coached Yusef Burgess and Eric Unverzagt, who ranked first and third in tackles for the 1994 Rose Bowl champs ... helped defensive unit rank 15th in the nation in scoring defense (16.3) ... that mark was the best at Wisconsin in 31 years ... linebackers have paced the Badgers in

KEVIN
COSGROVE
Linebackers

tackles in three of his four years on the staff ... Burgess earned second-team all-Big Ten honors in 1993 after leading the league in fumbles caused ... linebacker duo of Aaron Norvell and Gary Casper finished third and fifth, respectively, in Big Ten tackles for 1992 ... Casper left the university as the school's career tackle leader (447 between 1989-92) and was the Badgers' first

all-Big Ten linebacker since 1986.


Before Wisconsin: inside linebackers coach for Earle Bruce at Colorado State (1989) and defensive coordinator at Southeast Missouri State (1988) before joining Barry Alvarez' staff at Wisconsin in '90 ... handled linebackers for eight seasons at Illinois (1980-87) and coached in three bowl games, including the 1984 Rose Bowl ... tutored Jack Squirek, a second-round NFL pick by the Los Angeles Raiders, at Illinois ... one of the nation's premier recruiters, he signed Jeff George, Moe Gardner, Darrick Brownlow and Chris Green at Illinois ... George was the NFL's No. 1 draft pick in 1990, and Gardner was a consensus all-American.

As a player: Letterwinner at Illinois Benedictine and UW-Oshkosh.

Education: B.A. from UW-Oshkosh (1979).

Family: Wife Michelle; sons Clinton and Connor; daughter Shannon.

Personal: Born Dec. 27, 1955, in Chicago.



ASSISTANT COACH



At Wisconsin: Third season in charge of Badger running backs ... ground game led league and finished eighth in the nation (250.8 average) in 1993 ... UW outrushed all 12 opponents and had a 120.2 yards-per-game advantage in running game ... coached high-powered backfield tandem of Brent Moss (1,637 yards) and Terrell Fletcher (996) ... Moss finished third in the nation in rushing and earned Big Ten MVP honors ... the Moss-Fletcher duo rushed for more yardage (2,633) than any pair in league history ... UW almost became the fourth team in conference history with two backs over 1,000 yards ... per-game rushing average increased by over 49 percent

from '92 and 164 percent from '91, the year prior to his arrival ... Moss was first Badger RB since 1981 to earn first-team all-conference honors. ... coached fullback Mark Montgomery, a 1994 draft pick of Philadelphia.

Before Wisconsin: Worked at Minnesota for eight years as assistant head coach, offensive coordinator, offensive line and running backs coach ... eight NFL draft picks on the offensive line for Golden Gophers ... Minnesota played in two bowl games (1985 Independence and 1986 Liberty) while Hueber was there ... assistant coach on offense at Memphis State (1983), Temple (1981-82), Wichita State (1979-80), Dodge City Community College (1975-78) and Cincinnati (1974) prior to Minnesota ... recruiting coordinator at Temple, Wichita State and Dodge City CC.


As a player: Lettered at South Dakota.

Education: B.S. from South Dakota (1971) ... M.E. from Cincinnati (1975).

Family: Wife Nancy; sons Jeffrey, Jonathan and Joseph; daughter Kristine.

Personal: Born Aug. 14, 1948, in Philadelphia.

J I M
.....
HUEBER
.....
Running Backs



ASSISTANT COACH

At Wisconsin: Fifth season as defensive coordinator and defensive line coach ... UW rushing defense ranked 19th in the nation (130.3), the sixth-best mark in school history, in 1993 ... Badgers' scoring defense (16.3) was the best at Wisconsin since 1963 ... headed defensive unit that had intercepted an NCAA-best 23 passes, three shy of the school

record ... defense created 34 turnovers, including a season-high six in the Rose Bowl victory over UCLA ... coached two-time first-team all-Big Ten NG Lamark Shackerford and Mike Thompson, the league sack leader... the 1992 UW defense set school records for sacks and tackles for loss ... Wisconsin's 1992 rushing defense improved by more than 60 yards per game from

1991 ... the '91 defense was 24th nationally in total defense and led the Big Ten in turnovers created ... the 1991 pass defense led the league and finished 14th in the nation ... former pupil Don Davey set UW tackle for loss records and was the Packers' third-round pick in 1991.

Before Wisconsin: Spent 13 years as assistant coach at Iowa (1977-89) ... worked with offensive (1977-78) and defensive (1979-89) lines ... coached six all-Americans, three Hawkeye MVPs and two conference Defensive Linemen of the Year ... had at least one all-Big Ten player his final nine seasons at Iowa ... included was three-time selection Dave Haight ... coached in eight consecutive bowl games at Iowa, including the 1982 and 1986 Rose Bowls ... graduate assistant at Iowa (1975-76).

As a player: Three-year letterman on offensive line at Iowa (1972-74) ... Hawkeye captain in 1974 ... signed NFL free agent contracts with Atlanta (1975) and Denver (1976).

Education: B.A. from Iowa (1975).

Family: Daughters Jillian and Melanie; son Shane.



Personal: Born July 28, 1953, in Iowa City, Iowa.

D A N


 McCARNEY

 Defensive Coor.

 Defensive Line



ASSISTANT COACH




At Wisconsin: Third year as secondary coach at Wisconsin ... backfield led the nation with 23 interceptions in 1993, three shy of the school record ... pass defense allowed only 12 touchdowns and picked off three or more passes in four contests ... Jeff Messenger was first-team all-Big Ten and intercepted a league-high seven passes ... Reggie Holt earned second-team all-league honors ... safety Scott Nelson finished his career ranked among school's top five in passes broken up (17), interceptions (14) and interception return yards (261) ... Nelson was second-team all-conference and was second in Big Ten interceptions under McMahon's guidance in 1992 ... Holt and Nelson finished their careers ranked eighth and 10th in career tackles at UW.

T O M

 McMAHON

 Secondary



Before Wisconsin: In charge of defensive backs at Arizona State from 1989-91 ... his 1990 secondary at ASU ranked fifth nationally in pass efficiency defense and led the Pac-10 in interceptions ... Sun Devils Nathan LaDuke and Phillippi Sparks were finalists for the Jim Thorpe Award ... Sparks and ASU teammate Darren Woodson were picked in first two rounds of the 1992 NFL draft ... prior to Arizona State, McMahon was a defensive assistant at East Carolina (1988), South Carolina (1983-87), New Mexico (1980-82), Wyoming (1979) and Colorado State (1973-78) ... defensive coordinator at East Carolina when the school posted its best record in 10 years ... South Carolina played in three bowls during his tenure and two of his players were all-Americans.

As a player: Three-year letterman at Montana (1970-72) ... played on undefeated Camelia Bowl champions in 1972 ... led club in receptions.

Education: B.A. from Montana (1971) ... M.A. from Colorado State (1975).

Family: Wife Marilyn; sons Kyle and Kevin.

Personal: Born Nov. 13, 1948, in Chicago.

ASSISTANT COACH

At Wisconsin: Fifth season at Wisconsin and his third as a member of the full-time staff ... handles wide receivers and special teams ... coached the most productive receiving duo (Lee DeRamus and J.C. Dawkins) in school history (1,432 yards) in 1993 ... the UW passing offense was the best in school history and set a conference

completion percentage record (.678) ... DeRamus, a unanimous second-team all-conference pick, broke the school record for yards receiving (920) ... Badgers' average of 12.3 yards per catch in 1992 was second-best in the Big Ten ... DeRamus needs only 13 receptions and 30 yards to break school career marks ... UW special teams outgained the opposition by 5.0 yards on kickoff

returns and 2.6 on punt returns ... six punts were downed inside the 5-yard line in '93... kicker Rich Thompson and punter Sam Veit were all-Big Ten in 1992 ... Wisconsin led the Big Ten (13th nationally) in kickoff returns during 1991 ... Norvell's coverage units (kickoffs and punts) led the Big Ten in 1991.

Before Wisconsin: Coached receivers in 1988 at Northern Iowa ... Iowa graduate assistant in 1986.

As a player: First-team all-Big Ten in 1985 after leading the conference in interceptions ... an Associated Press honorable mention all-American in 1985 when Hawkeyes posted 10-win season ... played one season with the Chicago Bears (1987).

Education: B.A. from Iowa (1985).



Family: Single.

Personal: Born March 28, 1963, in Madison, Wis. ... father, Merritt, played on the Badgers' 1963 Rose Bowl team ... brother, Aaron, was a Wisconsin linebacker from 1989 to 1992.

J A Y
.....
NORVELL
.....

Wide Receivers
.....

Special Teams



ASSISTANT COACH



At Wisconsin: Fourth campaign as assistant head coach and outside linebackers coach for Badgers ... Bryan Jurewicz earned third-team freshman all-America honors by *Football News* in 1993 under Palermo's guidance ... assisted with the development of the defense, which ranked nationally in rushing and posted the UW's best scoring defense (16.3 points) average since 1963 ... his two-deep lineup during the 1993 Rose Bowl campaign included a pair of walk-ons and two first-year freshmen ... under his direction, Dwight Reese and Chad Yocum were all-conference picks in 1992 ... Yocum led the league in fumbles forced in 1991.

J O H N
 P A L E R M O
 Asst. Head Coach
 Out. Linebackers

Before Wisconsin:

Spent one year (1990) as head coach at Austin Peay


before rejoining Barry Alvarez at Wisconsin ... he and Alvarez developed the Notre Dame defense, which ranked 13th and 14th nationally in total defense in 1988 and 1989 ... Fighting Irish won a national championship in 1988 and finished second in the '89 Associated Press final poll ... coached Chris Zorich, the 1989 NCAA Lineman of the Year ... worked four seasons (1984-87) at Minnesota, helping the Golden Gophers to bowl games in '85 and '86 ... also coached at Appalachian State (1983), Memphis State (1980-82) and Austin Peay (1979) ... graduate assistant at North Carolina State (1977-78) ... three years as defensive coordinator at Bainbridge (Ga.) High School.

As a player: Played two years at Wesley (Del.) Junior College ... transferred to Florida State, where he played tight end his final two seasons.

Education: B.A. from Florida State (1974).

Family: Wife Donna Rae; son Jason; daughter Jessica.

Personal: Born March 27, 1952, in Newburgh, N.Y.



ASSISTANT COACH

At Wisconsin: Fifth season at Wisconsin and third in charge of tight ends ... additionally, he will oversee recruiting operations this year ... came to Madison as recruiting coordinator (1990-91) before moving back to on-field duties in 1992 ... as tight ends coach, Wyatt has worked with Michael Roan, a three-time all-Big Ten honoree, in-

cluding first-team honors in 1993 ... Roan ranks 11th among school career leaders in receptions and is third among TEs ... one of the nation's most respected East Coast recruiters, Wyatt helped Badgers to nationally ranked classes in 1992 and 1993.

Before Wisconsin: An assistant coach at Iowa for 16 seasons ... Hawkeyes' first full-time recruiting coordi-

nator (1979) ... among the players he recruited from his native New York area are former all-Pro Andre Tippett and NFL players Ronnie Harmon (Chargers), Bob Kratch (Patriots) and Quinn Early (Saints) ... his prize pupil was Tippett, a 1981 consensus all-American ... high school coach at Iowa City Regina and Lindenhurst (N.Y.) ... his Lindenhurst teams were 37-8-1.



As a player: High school all-American at Amityville (N.Y.) ... broke many of NFL Hall of Famer Jim Brown's prep rushing records ... Hawkeyes' football MVP in 1960 when the club was 8-1 ... played in Blue-Gray all-star game ... ran on Iowa's track team too ... played one season (1961) for the Pittsburgh Steelers.

Education: B.S. from Iowa (1962).

Family: Wife Barb; sons Brad and Barry.

Personal: Born Aug. 21, 1938, in Brooklyn, N.Y.

BERNIE
WYATT
Tight Ends
Recruiting Coord.



SUPPORT STAFF


Bill Busch

Bill Busch is in his first season as a graduate assistant for the Badger football program helping with the secondary.

A native of Lincoln, Neb., he spent three years (1991-93) as a graduate assistant at the University of Nebraska and helped the Cornhuskers to three Big Eight titles and three Orange Bowl appearances. Nebraska posted a 29-6-1 record during his three seasons there.

He served as defensive ends coach for two seasons (1989-90) at Neb.-Kearney. Busch received his B.S. in education and public relations from Nebraska Wesleyan (1988), where he was a letterwinner at wide receiver. He also holds an M.A. in educational administration from Neb.-Kearney (1990) and has done work on his Ph.D. at Nebraska.

Busch, 29, is single and lives in Madison.

**Brian Murphy**

Brian Murphy is in his first campaign at Wisconsin as a graduate assistant. Murphy's responsibilities will be on the Badgers' offensive line.

Murphy served as assistant recruiting coordinator last spring after working as a volunteer assistant in the academic affairs office for the Badger football program in 1993.


A native of Riverside, Ill., Murphy spent one season (1992) as an assistant coach for the defensive line at Illinois Benedictine College before coming to UW-Madison.

He was a four-year football letterwinner at Lehigh University from 1988-91. As a senior, he received honorable mention all-Patriot League honors as a defensive end. He holds a degree in international relations from Lehigh (1992).


Murphy, 25, is single and lives in Madison.



Jean Carlson
Football Secretary




Tim Ebner
Computer Analysis




Dave Ellis
Nutritionist




Sandy Freye
Football Secretary




Robert Hackett
Strength & Conditioning



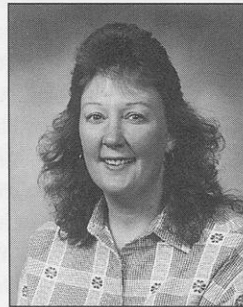
Bill Losby
Equipment



Mike Motl
Video




Barb Pearson
Trainer



Lisa Powell
Football Secretary

SUPPORT HEADS




John Chadima
Administrative Assistant

John Chadima is in his fifth year as an administrative assistant for the football team. He is responsible for coordinating all off-the-field activities for Coach Barry Alvarez and the squad.

In his role, Chadima works specifically with the Badgers' multi-million dollar budget, team travel, the football camp, the summer job program and game scheduling.

Prior to his appointment at Wisconsin, he was a football manager at Iowa from 1983-87. Chadima was a graduate assistant in administration for the Hawkeye Athletic Department from 1987-89.

The 1988 graduate of the University of Iowa earned a B.S. degree in athletic administration. The 29-year-old native of Cedar Rapids, Iowa, is single and resides in Madison.




John Dettmann
Strength & Conditioning

John Dettmann is in his third year as director of the strength and conditioning program at Wisconsin and his fifth campaign serving the Badger football program.

Dettmann directs the year-round football conditioning program and oversees the conditioning programs and facilities for all UW athletic teams.

Prior to Wisconsin, Dettmann worked in administration at the Houston (1984-86) and Ft. Lauderdale (1988-89) YMCAs. Between those assignments, he was employed at the Enron Corporation.

He earned his B.S. degree in corporate fitness from UW-Oshkosh. As a football receiver, John was an honorable mention all-American, team MVP and Athlete of the Year his senior season. Dettmann is single.




Jerome Fishbain
Academic Consultant

Jerome Fishbain, who has been involved in athletics for more than 35 years, is in his fifth year in charge of academics for the football team.

Fishbain has worked for the Department of Athletics in many different capacities since 1980. He was previously defensive coordinator and assistant admissions director at UW-River Falls and recruiting coordinator at Minnesota.

He was an assistant football coach at UW-Milwaukee in 1970 before taking over head coaching duties a year later. Fishbain was assistant director of athletics at UW-Milwaukee from 1973-75.

He has a B.S. degree from UW-La Crosse and an M.A. from Wisconsin. Jerome and his wife, Janet, have three children: Jason, Sarah and Rachael.



Dennis Helwig
Head Trainer

Dennis Helwig completes his second decade at the UW and his 10th year as head football trainer. Additionally, he supervises the department's sports medicine program.

Helwig served 10 seasons as the UW hockey trainer before moving to the football team in 1985. He is currently an advisor to USA Hockey, the sport's national governing body. He worked at the 1984 Winter Olympics and the 1987 World University Summer Games.

A 1974 graduate of the UW, he was an assistant trainer with the Philadelphia Eagles (1975) before returning to his alma mater.

Helwig and his wife, Jan, are the parents of one son, Christopher.

SUPPORT HEADS




Steve Malchow
Director of Sports Information

Steve Malchow is in his fifth season as Director of Sports Information at the University of Wisconsin. The 32-year-old Malchow is in charge of media relations for all 11 Badger men's sports programs.

Malchow worked from 1979-89 at Iowa as a student, graduate and full-time assistant in the Hawkeye Sports Information Office before accepting his position at the UW.

He is a member of the College Sports Information Directors of America, which has honored more than 30 of his press guides for excellence. His 1985 football and basketball books at Iowa were rated first and second in the nation.

The 1983 graduate of Iowa earned degrees in marketing, journalism and management sciences. A native of Sioux City, Iowa, Malchow is single.



Joel Maturi
Sports Administrator

Joel Maturi has been a member of the UW Department of Athletics since 1987. He is one of two sports administrators.


Maturi is the chief administrator for Badger football, hockey, wrestling and men's and women's teams for track, cross country, crew and softball.

He was director of facilities and game management prior to his appointment as a sports administrator. Maturi also handled NCAA compliance matters for one year.

Maturi is a former head football and basketball coach at Edgewood High School, where he took several of his teams to the state championship.

The 1967 graduate of Notre Dame played football while earning a B.A. in political science.

Maturi and his wife, Lois, have three children: Mark, Katie and Anne.




Jim McCormick
Equipment Manager

Jim McCormick is in his fourth season as head equipment manager for the Department of Athletics. He is responsible for the ordering and inventory of equipment for all UW teams and also oversees the mail room operation.

Before joining the staff, McCormick served as equipment coordinator at his alma mater, Western Michigan. He worked as a student assistant on the equipment staff at Western Michigan as an undergraduate. McCormick is a member of the American Equipment Managers Association.

A native of Ishpeming, Mich., he earned a B.S. degree in elementary science/math from Western Michigan in 1988. McCormick and his wife, Jayne, live in Madison.



Jim Roberts
Video Coordinator

Jim Roberts is in his eighth year working at the UW and his third as head of the department's video operation. Roberts is also in charge of the athletic department's computerization project.

Roberts came to the UW from Tulsa, where he was the school's equipment manager and director of athletic dorms.


A graduate of North Dakota State, Roberts was hired by his alma mater to serve as equipment manager for all athletic teams, the recreation department and the physical education office.

Roberts was named Manager of the Year by the Athletic Equipment Managers Association in 1985. He is a past chairman of the certification committee for AEMA. Roberts is single.

BADGER BIOS

****Darrell Bevell**

QB, 6-2, 200, Jr., Scottsdale, AZ



Badger tracks — first in UW career completion percentage, second in TD passes and third in yardage and completions despite playing just two seasons ... pass efficiency improved from worst in the Big Ten to third nationally in one season ... career record as the starting quarterback is 15-6-1 ... 24-year-old junior ... **1993** — finished third nationally (first in the Big Ten) in pass efficiency (155.2) to set a UW season record ... first Badger quarterback since Ron Vander Kelen in 1962 to earn first-team all-Big Ten honors ... won Wayne Souza Award, given to the Badger offensive player who contributes to the best of his ability ... led Wisconsin to its winningest season in school history ... his 21-yard touchdown run was the game-winning score in the Rose Bowl ... quarterbacked the only Badger team in history to gain better than 5,000 total yards ... broke Big Ten records for completion percentage in a game (.944 vs.

Bevell at Wisconsin

Career

Attempts: 521 (5th)
Completions: 312 (3rd)
Percentage: .599 (1st)
Yards: 3,869 (3rd)
Touchdowns: 27 (2nd)

Season

Attempts: 276 (5th)
Completions: 187 (1st)
Yards: 2,390 (1st)
Touchdowns: 19 (tie, 1st)

Game

Attempts: 48 (tie, 2nd)
Completions: 31 (2nd)
Yards: 423 (1st)
Touchdowns: 5 (1st)

Northwestern) and season (.687) ... third in the Big Ten in total offense ... surpassed Badger mark for yards passing (2,390) and tied record for TD passes (19) in a season ... set Wisconsin records for yards passing (423) and total offense (416) at Minnesota ... five TD throws in the opener vs. Nevada was another UW record ... a 226.7 efficiency rating vs. Purdue (15-20 for 204 yards, four TDs and no interceptions) set a Wisconsin record ... his 155.2 *season* efficiency rating smashed the previous UW *single-game* mark of 140.2 by Ron Vander Kelen in the 1963 Rose Bowl ... *Chicago Tribune* player of the week vs. Nevada and ESPN

player of the week vs. Purdue ... UW offensive player of the game vs. Nevada and Purdue ... **1992** — led Badgers to a 5-5 record in 10 starts ... started every game except the opener at Washington ... separated his shoulder in the sixth

game vs. Purdue, but didn't miss a start ... 1,479 passing yards was the ninth-highest figure in school history ... had a string of 62 consecutive passes without an interception ... three TD tosses vs. Bowling Green were season high ... scored game-winning two-point conversion in 18-17 victory over Northern Illinois ... hit 18-30 passes for 214 yards in upset of 12th-ranked Ohio State ... Badger offensive co-MVP vs. Northwestern after completing 21-37 passes for 274 yards ... **Before Wisconsin** — attended / redshirted at Northern Arizona for one year (1989) where current UW offensive coordinator Brad Childress was an assistant ... left NAU to go on a two-year Mormon mission in Cleveland (1990-91) ... came to Wisconsin in the spring of 1992 ... **High School** — honorable mention all-state and two-time all-city at Chaparral ... broken finger as senior limited him to two games ... passed for 500 yards and five TDs before injury ... 1,500 yards passing, 17 touchdowns and four interceptions as junior ... played for his father ... 3.4 GPA ... **Personal** — born 1/6/70 ... married, his wife's name is Tammy ... zoology major ... parents are Jim and Donna.

Year	Att	Comp	Pct	Yards	Int	TDs
1992	245	125	.510	1,479	7	8
1993	276	187	.678	2,390	11	19
Career	521	312	.599	3,869	18	27

Career Bests

Attempts: 48, at Minnesota, 1993
Completions: 31, at Minnesota, 1993
Yards: 423, at Minnesota, 1993
Touchdowns: 5, vs. Nevada, 1993

Darrell Bevell says ...

Nickname: Top Gun

The Badger offensive player who will surprise this year is: Reggie Torian

The Badger defensive player who will surprise this year is: Jason Maniecki

People say I look like: Johnny Unitas

Person who has influenced me the most is: my dad

I'm always working to improve: my pass completion percentage


When I played football as a kid, I pretended I was: Danny White

If I could change one thing about football, I'd: throw every down

BADGER BIOS


****J.C. Dawkins**

WR, 6-0, 190, Sr., Racine, WI



Badger tracks — excellent "cover" player on punts ... downed punts on the 1-yard line vs. Ohio State, 2-yard line vs. Michigan and 4-yard line vs. Iowa State in '93 ... **1993** — second on squad with 36 receptions, 512 yards receiving and four TDs in 12 starts ... along with Lee DeRamus, he formed the most prolific receiving duo (1,432 yards) in Wisconsin history ... the old mark was

1,162 yards by Al Toon and Michael Jones in 1983 ... other than teammate DeRamus, he is the first Badger in nine seasons with more than 500 yards receiving ... caught at least one pass in 11 games ... two TDs in the opener vs. Nevada, his first college start ... 49-yard reception against the Wolf Pack was the longest pass play of the season ... career-best

**J.C. Dawkins says ...**

Given name: Joseph Christopher

The Badger offensive player who will surprise this year is: Ron Johnson

If I could change one thing about football, I would: make the end zone five yards longer

I'm always working to improve my: bank account balance

My greatest personal athletic performance was: scoring five TDs in an RCYSA rookie league game when I was nine years old

Craziest ambition: alligator wrestling

Superstition: I never fasten the straps on my gloves until I'm in the huddle for the first series

nine catches for 131 yards at Minnesota ... Badgers' leading receiver in Rose Bowl win over UCLA (4-33) ... **1992** — four receptions for 53 yards in season finale at Northwestern, his first extensive action as a collegian ... special teams MVP vs. Illinois, when he forced a fumble on a punt return ... three tackles on special teams ... **1991** — did not participate ... **1990** — redshirted ... **High School** — all-state by AP, UPI and coaches association as a senior at Washington Park ... averaged 37.4 yards per catch ... 12 of his 15 receptions were touchdowns ... averaged 26 yards per punt return as junior and had four fumble recoveries as senior ... 10 career interceptions ... school won state football championship in 1988 ... three-year all-county track honoree ... prep teammate of Brent Moss ... coached by Phil Dobbs ... **Personal** — born 4/28/72 ... agricultural journalism major ... parents are Curtis Dawkins and Cathy Bublitz.

Year	Rec	Yards	Avg.	TDs	Lg
1992	6	69	11.5	0	22
1993	36	512	14.2	4	49
Career	42	581	13.9	4	49

Career Bests

Receptions: 9, at Minnesota, 1993


Yards: 131, at Minnesota, 1993

Touchdowns: 2, vs. Nevada, 1993

BADGER BIOS

***Lee DeRamus

WR, 6-2, 200, Sr., Sicklerville, NJ



Badger tracks — second in Wisconsin history with 1,974 career receiving yards and tied for second with 15 TD catches ... third in career receptions (119) ... needs 130 yards, 13 receptions and five touchdowns to break Al Toon's career marks ... could become the first Badger to lead the team in receiving four times ... at least one catch in 32 of 34 games as a collegian ... 16.6-yard average per catch is fourth in UW history ... **1993** — set a Badger record with 920 yards receiving and equaled the school mark with 54 catches ... second-team all-Big Ten by coaches and media ... finished fourth in the Big Ten in receptions and receiving yards for conference games only ... 22nd nationally in receiving yards per game (76.7) ... established a career best with nine catches for 156 yards at Minnesota ... over 100 yards receiving vs. SMU (7-112), Indiana (3-116) and Illinois (8-125) ... had 35-, 39- and 42-yard catches in win over the Hoosiers ... 96 yards receiving vs. Michigan State, including a 41 yarder from the Badgers' 6-yard line ... **1992** — honorable mention all-Big Ten by coaches and media ... led team and ranked fourth among Big Ten receivers with 680 yards (42 catches) ... 16.2-yard average led all Big Ten

DeRamus at Wisconsin

Career

Receptions: 119 (3rd)
Yards: 1,974 (2nd)
Touchdowns: 15 (tie, 2nd)

Season

Receptions: 54 (tie, 2nd)
Yards: 920 (1st)
Touchdowns: 6 (tie, 4th)

players who caught at least 30 passes ... six TD receptions were the most by a UW receiver in 10 years... 44-yard reception against Washington all-American Walter Bailey was his longest ... two TDs vs. Minnesota and Northwestern in the last two games ... ABC Player of the Game vs. Michigan State with five catches for 89 yards ... team offensive MVP vs. Washington and Michigan State and co-MVP vs. Northwestern ... **1991** — led team with 374 yards receiving and 16.3-yard average as a true freshman ... 109 yards receiving vs. Eastern Michigan ... included was an 89-yard

catch, the longest reception in school history ... earned AT&T Long Distance Award for that reception ... four grabs vs. Eastern Michigan and Ohio State in consecutive games ... averaged 29 yards per kickoff return ... a 50-yard return in the fourth quarter at Minnesota set up the game-winning FG ... **High School** — averaged 31.9 yards per reception as senior at Edgewood Regional ... intercepted five passes ... rated No. 2 WR in the East by scout Tom Lemming ... prep teammate of Badger receivers Michael London and Keith Jackson ... coach was Robert Lee ... **Personal** — born 8/24/72 ... sociology major ... parents are Lee and Margaret.

Year	Rec	Yards	Avg.	TDs	Lg
1991	23	374	16.3	3	89
1992	42	680	16.2	6	44
1993	54	920	17.0	6	41
Career	119	1,974	16.6	15	89

Career Bests

Receptions: 9, at Minnesota, 1993
Yards: 156, at Minnesota, 1993
Touchdowns: 2, on two occasions

Lee DeRamus says ...

The Badger offensive player who will surprise this year is: Jevon Brunston

The Badger defensive player who will surprise this year is: Donny Brady

The most improved players on this year's team will be: Haywood Simmons and Kevin Lyles

My greatest athletic moment was: breaking Al Toon's receiving records

When I first met Barry Alvarez, I thought: he was dressed too well to be the head coach.

Craziest ambition: cliff diving

The most important thing I've learned at the UW is: that winning comes from the heart and competing is easy if you have a good attitude


When I played football as a kid, I pretended I was: Lynn Swann and Drew Pearson

I've never told anyone that: all of my brothers are faster than I am

BADGER BIOS

***Terrell Fletcher

RB, 5-9, 195, Sr., St. Louis, MO



Badger tracks — seventh in career rushing at Wisconsin (1,938) ... career average per carry (5.24) is on pace to break the Wisconsin record (5.12 by Ken Starch) ... Badgers have a 7-0 record in his career when he gains at least 100 yards ... **1993** — rushed for 996 yards (ninth in UW history) despite getting only 27 percent of the team's carries ... teamed with

Brent Moss to rush for 2,633 yards, the most of any tailback duo in Big Ten history ... fifth in Big Ten rushing (84.4 yards per game) and seventh in scoring (6.75 points per game) for conference games only ... gained more than 100 yards vs. Iowa State (19-124), Northwestern (22-106), Illinois (18-139) and Michigan State (10-112) ... led team with 25.3-yard kickoff return average ... Coca-Cola Bowl and Wisconsin offensive MVP with two TDs against Michigan State ... averaged 11.2 yards per carry vs. the Spartans, including runs of 40 and 33 yards ... Big Ten player of the week after gaining 139 yards against Illinois' fourth-ranked rushing defense ... a 57-yard run against Indiana's No. 6 rushing defense was the Badgers' longest run of the season ... career-high three rushing TDs vs. Northwestern, when he was UW offensive player of the game ... **1992** — 496 yards rushing despite playing just eight games ... UW and Big Ten offensive player of the week vs. Bowling Green after posting career highs in rushing attempts (29), yards (148) and receiving yards (49) ... a 49-yard reception vs. Bowling Green was the longest play of the season ... 124 yards (22 carries) vs. Northern Illinois ... averaged 99 yards per game through the non-conference schedule before injury sidelined him ... **1991** — first true freshman to lead Wisconsin in rushing since Alan Ameche in 1951 ... only player on team to be named offensive MVP three times (vs. Ohio State, Illinois and Michigan State) ... played 10 games (missed Indiana) ... rushed for 112 yards vs. Northwestern and 97 against Michigan State ... **High School** — *USA Today's* Missouri Player of the Year at East ... all-America by *Super Prep* ... third-best player on scout Tom Lemming's all-Midlands team ... two-time all-state ... rushed for 1,687 yards and 37 TDs as senior ... ran for 1,480 yards and 22 TDs as junior ... same school as Rod Spiller ... coach was Rick Gorzynski ... **Personal** — born 9/14/73 ... English major ... parents are Hosea and Edna.

Terrell Fletcher says ...

Nickname: Turtle


My favorite pre-game ritual is: asking Lee DeRamus who will win the coin toss (he has missed only four times in three years)

When I played football as a kid, I pretended I was: Tony Dorsett

Person who has influenced me the most is: my father, Hosea

Craziest ambition: catch Deion Sanders from behind in a race

In 20 years, I would like: to be settled down with a family, owning an NFL clothing store




Year	Att	Yards	Avg.	TDs	Lg
1991	109	446	4.1	4	29
1992	96	496	5.2	0	47
1993	165	996	6.0	9	57
Career	370	1,938	5.2	13	57

Year	Rec	Yards	Avg.	TDs	Lg
1991	17	125	7.4	1	23
1992	5	75	15.0	1	49
1993	13	131	10.1	1	25
Career	35	331	9.5	3	49

BADGER BIOS

***Kenny Gales**

DB, 5-11, 175, Sr., Cambria Heights, NY




1993 — started every game at cornerback on the wide side of the field ... second on the team in turnovers (six) ... tied for third in the Big Ten in fumbles recovered and tied for sixth in interceptions for conference games only ... fifth on the team in tackles and second in passes broken up ... 49 of his 57 tackles were solos ... first 25 stops were solos ... career-high 10 tack-

les (eight solos) vs. all-American J.J. Stokes and UCLA ... intercepted a pass vs. Nevada in his first game ... other interceptions vs. Purdue, Ohio State and Michigan State ... 1992 — redshirted ... scout team co-MVP vs. Purdue ... **Junior College** — second-team all-American by NJCAA as sophomore at Nassau CC ... MVP of 1990 Dixie Bowl ... all-Coastal Conference twice ... 12 interceptions and five blocked kicks in career ... one of six former Nassau CC players on UW roster ... community college coach was John Anselmo ... **High School** — MVP, captain and all-Queens as senior at Bayside ... led team in interceptions ... high school coach was Tony Yacovone ... **Personal** — born 4/1/72 ... rural sociology major ... parents are Kenneth and Vertis.

Year	Solo	Asst	Tot.	PBU	Int.
1993	49	8	57	4	4

Career Bests


Tackles: 10, vs. UCLA, 1994

**Kenny Gales says ...****Nickname:** Lil' Diesel**The Badger offensive player who will surprise this year is:** J.C. Dawkins**The Badger defensive player who will surprise this year is:** Donny Brady**People wouldn't believe me if I told them:** Nassau Community College is more competitive than UW**The most memorable athletic event I've participated in was:** the 1990 Big Apple Track Meet when I dropped the baton when we were in first place**I've never told anyone that:** I paid \$1,000 for my blue 10-speed bike**Favorite stadium (besides Camp Randall):** Indiana's Memorial Stadium**The most improved player on this year's team will be:** Jason Suttle**When I first met Barry Alvarez, I thought he:** was in the movie "Scarface"**My greatest athletic moment was:** being named a junior college all-American**I'm always working to improve my:** smile

BADGER BIOS

***Chris Hein

OLB, 6-1, 220, Sr., Plymouth, WI




Badger tracks — began UW career as a walk-on ... three-year letterman and starter in the Rose Bowl ... **1993** — made 53 tackles in 11 starts ... five tackles for loss ... career-best 11 stops at Minnesota, when he was team defensive player of the game ... tackled Michigan's Walter Smith one-yard shy of a first down on the Wolverines' last offensive play of the

game to stop a drive in the 13-10 Badger win ... **1992** — five tackles in 10 games ... blocked third-quarter punt vs. Purdue leading to the Badgers' first touchdown in a 19-16 victory ... **1991** — backup OLB, scout team and special teams performer ... three tackles ... **High School** — three-sport letterman at Plymouth ... first-team all-state in football by coaches' association ... fourth-team all-state in basketball by AP ... conference MVP in football and basketball as senior ... captain and MVP once each ... **Personal** — born 1/13/72 ... history major ... parents are David and Marge.

Year	Solo	Asst	Tot.	T/Loss	PBU
1991	1	2	3	0/0	0
1992	1	4	5	1/4	0
1993	35	18	53	5/10	2
Career	37	24	61	6/14	2

Career Bests


Tackles: 11, at Minnesota, 1993

**Chris Hein says ...****Nickname:** Hops**The Badger offensive player who will surprise this year is:** Jerry Wunsch**The Badger defensive player who will surprise this year is:** Pete Monty**I'm always working to improve:** my penmanship**If I could change one thing about football, I would:** eliminate spring football**In 20 years, I'd like to:** be comfortably retired**The most memorable athletic event I've participated in was:** the grueling towel hang in the Badger Olympics**Favorite stadium (besides Camp Randall):** Finke Field (Plymouth, WI)**My greatest athletic moment was:** winning the Punt, Pass and Kick contest as a fifth grader**When I played football as a kid, I pretended I was:** James Lofton**Craziest ambition:** play harmonica in a concert with Blues Traveler


BADGER BIOS

***Jeff Messenger

DB, 5-10, 190, Sr., Marinette, WI



Badger tracks — team captain for 1994 ... moved from boundary cornerback to free safety during spring drills ... played field cornerback as a freshman ... third in career interceptions (12) at Wisconsin ... trails former teammate Scott Nelson (14) and Neovia Greyer (18) ... third in career passes broken up (19) ... Steve Wagner (22) and Troy Vincent (31) are ahead of Messenger ... involved in 12 turnovers (10 interceptions, two fumbles) in the last 15 games ... has intercepted two passes in a game three times in his career ... **1993** — led the Big Ten in interceptions (seven) and placed seventh (tied) nationally ... top interceptor on a defense that led the nation with 23 pickoffs ... most interceptions at Wisconsin since



Nate Odomes in 1986 ... 14th in Big Ten for passes defended ... started all 12 games and led team with six passes broken up ... won team's Jay Seiler Award, given to the defensive player who performs to the best of his ability ... 46 tackles, including a career-best 10 stops, vs. Nevada ... Badgers' defensive MVP against the Wolf Pack, when he had two interceptions ... **1992** — led team with eight passes defended ... eight tackles and one PBU vs. Ohio State ... two deflections and an interception vs. Michigan State ... Badger defensive MVP vs. Minnesota after picking off two passes and registering eight tackles (seven so-

los) ... caused and recovered a fumble vs. Northwestern ... **1991** — played primarily on special teams ... two interceptions and one PBU vs. Northwestern ... **1990** — redshirted ... **High School** — state player of the year in football and baseball as senior at Marinette ... led team to state football championship, when he was first-team all-state at DB and QB ... rushed for more than 5,000 yards and 78 TDs ... 16 career interceptions ... rushed for 2,395 yards and 44 TDs as senior ... team MVP three times in football ... coached by Joel Hanner ... **Personal** — born 2/24/72 ... agricultural business management major ... parents are Peter and Margie.

Year	Solo	Asst	Tot.	PBU	Int.
1991	13	10	23	5	2
1992	40	12	52	8	3
1993	36	10	46	6	7
Career	89	32	121	19	12

Career Bests

Tackles: 10, vs. Nevada, 1993

Interceptions: 2, on three occasions

Jeff Messenger says ...

If I could change one thing about football, I would: not allow television timeouts

The Badger defensive player who will surprise this year is: Jamel Brown

The most improved player on this year's team will be: Kenny Gales

My greatest athletic moment was: intercepting a pass in the Rose Bowl

I'm always working to improve: my speed

When I first met Barry Alvarez, I thought: he was from the Gambino family

My favorite pre-game ritual is: listening to country music on the bus ride to the stadium

In 20 years, I would like to: settle down on a ranch in Montana


Craziest ambition: be a country singer

When I played football as a kid, I pretended I was: Chuck Foreman

BADGER BIOS

***Brent Moss

RB, 5-9, 205, Sr., Racine, WI



Badger tracks — candidate for the Heisman Trophy, Maxwell and Doak Walker Awards ... sixth in career rushing (2,595), fifth in carries (538) and tied for second in rushing TDs (26) at Wisconsin ... needs 1,115 yards to break Billy Marek's Wisconsin career mark (3,709) ... preseason all-American by *Playboy* ... '94 team captain ... **1993** — the most decorated player

of the Barry Alvarez era at Wisconsin ... earned the Silver Football, given to the Big Ten MVP ... first Badger in 31 years (Ron Vander Kelen) to receive that award ... second-team all-American by Associated Press and United Press International ... third-team all-American by *Football News* ... College Running Back of the Year by the Columbus (Ohio) Touchdown Club ... consensus first-team all-Big Ten and conference offensive player of the year ... Most Valuable Player in the 1994 Rose Bowl vs. UCLA after rushing for 158 yards and two TDs ... set UW season records for rushing (1,637), carries (312), 100-yard games (11) and yards per game (136.4) ... bettered school rushing mark by 356 yards despite sharing tailback duties with Terrell Fletcher (996) ... yardage total was eighth-best in Big Ten history and enabled him to become the first Badger since Marek (1974) to lead the conference in rushing ... second in the Big Ten in scoring (tied for 23rd nationally) and third in all-purpose yardage (19th) ... 16 touchdowns and 96 points were second-most in school history ... enters season with 11 consecutive 100-yard rushing games ... the only game he didn't rush for 100 yards was the opener vs. Nevada, when the Badgers passed for five TDs ... Alan Ameche (1954 Heisman Trophy winner) and Larry Emery had old UW mark of seven consecutive games over 100 yards rushing ... Wisconsin was 9-1-1 when he rushed for 100 yards ... won the Jimmy Demetral Award, given to the Badgers' MVP ... earned offensive player of the game honors an unprecedented five times ... top rushing games vs. Indiana (198), SMU (181), UCLA (158), Michigan State (147) and Purdue (139) ... back-to-back games of 128 and 129 yards vs. nationally ranked Michigan and Ohio State ... gained 124 yards on the ground vs. Illinois, the nation's No. 4-rated rushing defense ... 41 of his carries were at least 10 yards long ... most effective on first down (996 yards on

171 carries for a 5.82 average) ... three TDs vs. Iowa State and 8.3 average against Northwestern were season highs ... **1992** — led the team and finished seventh in the Big Ten with 739 yards rushing on 165 carries ... scored all nine of the Badgers' rushing touchdowns (third-most in the Big Ten) ... only Badger runner to play in all 11 games ... started three games at fullback and five at tailback ... scored two TDs against Northern Illinois, Ohio State, Iowa and Minnesota ... moved to TB against Northern Illinois and scored a pair of TDs in the final seven-and-a-half minutes to rally Badgers to an 18-17 victory ... rushed for season-high 158 yards on 25 carries at Iowa and 137 yards on 23 carries vs. Minnesota ... lone reception was a 15-yard shovel pass on go-ahead TD drive vs. Ohio State ... Offensive MVP vs. Northern Illinois, Iowa and Minnesota ... **1991** — 219 yards rushing in nine games ... season-best 92 yards (11 carries) vs. Indiana ... included was a 55-yard TD run, longest of the year for the Badgers ... offensive MVP against Iowa State (62 yards) and Indiana ... **High School** — prep all-American at Washington Park ... two-time league and three-time team MVP ... rushed for 2,223 yards and 31 TDs as senior ... 4,678 yards rushing and 78 TDs in career ... played in Shrine Game ... led school to state title in 1988 ... prep teammate of J.C. Dawkins ... coached by Phil Dobbs ... **Personal** — born 1/30/72 ... Afro-American studies major ... parents are Henry and Elaine ... nicknamed "the Alleycat" by Coach Alvarez.

Moss at Wisconsin

Career

Attempts: 538 (5th)

Yards: 2,595 (6th)

Touchdowns: 26 (tie, 2nd)

Season

Attempts: 312 (1st)

Yards: 1,637 (1st)

Touchdowns: 16 (2nd)

Year	Att	Yards	Avg.	TDs	Lg
1991	61	219	3.6	1	55
1992	165	739	4.5	9	27
1993	312	1,637	5.2	16	56
Career	538	2,595	4.2	26	56

Career Bests

Attempts: 36, vs. UCLA, 1994


Yards: 198, at Indiana, 1993

Touchdowns: 3, vs. Iowa State, 1993

BADGER BIOS


***Cory Raymer

OL, 6-4, 290, Sr., Fond du Lac, WI



Badger tracks — candidate for the Outland Trophy and Lombardi Award ... preseason all-America center by *Playboy* ... fourth year as a starter ... Badgers' rushing game has improved from 94.7 to 250.8 yards per game during his career ... has started in 26 of the last 28 games at Wisconsin ... participated in 1,611 total plays during career ... surrendered just

1/2 sack his last two seasons ... called "the best center I've seen in the college game since I started announcing" by ESPN's Gary Danielson ... didn't play on offense in high school ... changed from defensive tackle to center in the fall camp of his freshman season ... gained starting job in the seventh game and has been a fixture since ... never redshirted in college ... **1993** — all-America mention from United Press International ... consensus first-team all-Big Ten ... first Badger center to make the league's elite squad since former Steeler All-Pro Mike Webster (1973) ... starting center in 11



games (he missed Iowa State) for the first offense in Wisconsin history to average better than 200 yards rushing and passing ... season grade of 84.6 percent, the best mark of his career ... personal-best 23.5 de-cleaters, including six against Northwestern ... played in a career-high 756 plays ... best game (.92 grade) was the Rose Bowl win over UCLA ... given a .98 effort

mark against the Bruins ... a .90 rating in the win over Michigan ... a .93 effort grade in a season-high 97 plays at Minnesota ... offensive player of the game vs. Illinois when the entire line was honored after the Badgers rushed for 301

yards against the nation's No. 4 rushing defense ... **1992** — sophomore all-American by *Football News* ... honorable mention all-Big Ten by media ... started every game at center ... 672 plays ... season-grade of .82 with top marks vs. Indiana (.89) and Northwestern (.87) ... did not allow a QB sack ... 20.5 de-cleater blocks ... five de-cleater blocks vs. Bowling Green and four vs. Indiana ... **1991** — started last four games as true freshman ... **High School** — *USA Today* honorable mention all-American at Goodrich ... made *Blue Chip* all-Midwest team ... first-team all-state by AP and UPI ... 1990 conference defensive Player of the Year ... No. 3-rated player in Wisconsin according to *Milwaukee Journal* ... high school coach was Jim Bond ... **Personal** — born 3/3/73 ... history major ... parents are Mark and Sue.

Year (Games/Starts) — 1991 (5/4) ... 1992 (11/11) ... 1993 (11/11)

Cory Raymer says ...

The Badger offensive player who will surprise this year is: Vince Zullo

The Badger defensive player who will surprise this year is: Jason Maniecki

The most improved players on this year's team will be: the defensive backs

The most memorable athletic moment I've participated in was: my last spring game in the snow

People who have influenced me the most are: Jerome Fishbain and my tutor Mary Schill

I'm always working to improve: my grades

Craziest ambition: appearing on the David Letterman Show

My favorite pre-game ritual is: rubbing my lucky rabbits' foot

If I could change one thing about football, I would: shorten the game


Favorite food: Mary Schill's once-a-year Portuguese dinner

The most important thing I've learned at the UW is: never ever miss Butch's Bologna Bash or the Mifflin Street Block Party

BADGER BIOS

***Michael Roan

TE, 6-4, 245, Sr., Iowa City, IA



Badger tracks -- represented Wisconsin at an NCAA-sponsored workshop, that studied the feasibility of a national play-off ... started 30 consecutive games at Wisconsin ... three-time all-Big Ten mention ... has at least one reception in 29 of 34 games as a collegian ... 71 career receptions are 11th in Wisconsin history ... ranks 18th, and third among TEs, for

career yardage (801) at Wisconsin ... trails Pat Richter (by 1,072 yards), Jack Novak (164) and Larry Mialik (82) in yards receiving by a TE ... with 199 more yards, he'd become just the second Badger TE with more than 1,000 career yards receiving ... eight-year NFL veteran Richter is the only one ... **1993** — first-team all-Big Ten by media ... first Badger TE in 20 years (since Novak in 1974) to make the league's first team ... honorable mention all-league by the coaches ... set career bests with 34 catches for 396 yards ... more than half (18) of his receptions gained first downs

Michael Roan says ...

The Badger defensive player who will surprise this year is: Chris Hein

The most improved player on this year's team will be: Steve Stark

My greatest athletic moment was: making first-team all-Big Ten

People who have influenced me the most are: my high school coaches

I'm always working to improve: my all-around game

When I first met Barry Alvarez, I thought: this will be a program on the rise

Craziest ambition: own a restaurant

People wouldn't believe me if I told them that: I wasn't expecting to play college football

... season-best five catches against SMU (48 yards) and Minnesota (62) ... two touchdowns (24 and 23 yards) among his four receptions at Illinois ... honored as offensive MVP against the Fighting Illini ... **1992** — honorable mention all-Big Ten by coaches and media ... started 11 games ... tied for second on team with



18 receptions ... 13 of his catches went for first downs ... four receptions (all for first downs) vs. Northern Illinois ... **1991** — honorable mention all-Big Ten by media and coaches ... eight starts as a redshirt freshman ... 19 catches and 231 yards receiving ranked third on team ... caught at least one pass in every game ... TD receptions in his first two college games (Western Illinois and Iowa State) ... offensive MVP at Purdue, when he caught four passes ... long reception was a 55 yarder at Ohio State ... **1990** — redshirted ... scout team offensive player of the week against Michigan ... **High School** — first-team all-state in football and basketball at City ... football MVP ... basketball team won state championship in 1989 ... all-conference honors in basketball three times ... National Honor Society ... coached by Larry Brown ... **Personal** — born 8/29/72 ... agricultural business management major ... parents are Tom and Ellen.

Year	Rec	Yards	Avg.	TDs	Lg
1991	19	231	12.2	2	55
1992	18	174	9.7	0	16
1993	34	396	11.7	3	30
Career	71	801	10.9	5	55

Career Bests

Receptions: 5, on two occasions


Yards: 74, at Ohio State, 1991

Touchdowns: 2, at Illinois, 1993

BADGER BIOS

****Joe Rudolph**

OL, 6-2, 285, Sr., Belle Vernon, PA



Badger tracks — elected one of four team captains in the spring ... all-America and all-Big Ten candidate in the classroom and on the field ... recruited as a linebacker but switched to OL in 1991 ... has played in 21 games, including 16 starts ... one of the quickest linemen and best pulling guards in the Big Ten ... **1993** — earned first-team all-Big Ten hon-

ors by media and second-team honors by coaches in first full season as starting guard ... academic all-Big Ten for the second time ... one of the main reasons Wisconsin led the Big Ten in rushing (250.8 yards per game) for the first time since 1952 ... an 89.5 percent season grade was best on the team and the top mark ever recorded for Coach Bill Callahan ... saw action on 877 scrimmage plays, most among the linemen ... an impressive .94 effort grade for the season ... effort rating was better than 90 percent in 10 of 12 games ... top single-game efforts vs. Michigan State (.94), Illinois (.93), Northwestern (.91), Indiana (.91) and Nevada (.91) ... team-leading 42 de-cleater blocks ... season-high 6.5 de-cleaters at SMU ... had as many de-cleaters (six) against Iowa State, Purdue and Michigan State as he did in his entire junior season ... **1992** — academic all-Big Ten ... played in nine games and started four times ... graded out at .81 overall ... top grades of .88 vs. Minnesota and .87 vs. Bowling Green ... **1991** — moved from defense to offense during the season ... scout team defensive MVP vs. Iowa State ... scout team offensive MVP vs. Northwestern ... **1990** — redshirted ... **High School** — three-year starter as offensive lineman and linebacker at Belle Vernon ... Big Nine Conference all-star ... 109 tackles ... *Pittsburgh Post* and *Press-Gazette* all-star ... National Honor Society ... listed in *Who's Who Among American High School Students* ... **Personal** — born 7/21/72 ... zoology major ... parents are Alex and Sistine.

Year (Games/Starts) — 1992 (9/4) ... 1993 (12/12)

Joe Rudolph says ...

Nickname: Rudy

The Badger offensive player who will surprise this year is: Jerry Wunsch

The Badger defensive player who will surprise this year is: Jason Maniecki

I never told anyone that: I took piano lessons

Favorite stadium I've played in (besides Camp Randall): Jim Weir Stadium

The most improved players on this year's team will be: Eric Unverzagt and Donny Brady

My greatest athletic moment was: playing in the Rose Bowl with family and friends in attendance

If I could change one thing about football, I would: make it fashionable for 290-pound receivers

My favorite pre-game ritual is: praying

Craziest ambition: owning an Italian restaurant

Something I learned at the UW was: don't expect to get your security deposit back

In 20 years, I would like to: be a successful doctor

When I played football as a kid, I pretended I was: Lynn Swann


When I first met Barry Alvarez, I knew: this program was going to be successful

People wouldn't believe me if I told them that: I enjoy reading Shakespeare

BADGER BIOS

***Mike Thompson

DL, 6-4, 275, Sr., Portage, WI



Badger tracks — candidate for all-America honors ... '94 team captain ... has started every game (34 straight) in his career ... earned all-Big Ten mention three times ... career totals of 43 tackles for losses of 215 yards ... needs seven TFLs and minus 33 yards to break Don Davey's Wisconsin records ... 22 career quarterback sacks for 176 yards ... needs five sacks and four

yards to break Tim Jordan's school marks ... at his current pace (78 tackles per season), he would become just the second down lineman (Tim Krumrie is the other) to place in school's Top 10 for career tackles ... has at least one TFL in 25 of 34 games played at UW ... mainstay on defensive line that has held opponents to fewer than 130 yards rushing per game the last two seasons ... recruited as OLB ... **1993** — led Big Ten in QB sacks (10/-83) and tied for the lead in tackles for loss (13/-89) in league games only ... tied for fifth in the league for fumbles recovered (two) ... third season as honorable mention all-conference pick ... led club in TFL (13) and yardage (89) for the second year in a row ... five QB sacks (second-most in UW history) vs. Northwestern ... Athlon and UW defensive player of the week for play against Wildcats ... season-best eight stops vs. Michigan and seven in tie against No. 3 Ohio State ... Badgers'

Mike Thompson says ...

The Badger defensive player who will surprise this year is: Pete Monty

When I played football as a kid, I pretended I was: Billy Sims

My greatest personal athletic moment was: making my first birdie on the golf course

The most important thing I've learned at the UW is: that class is mandatory

In 20 years, I would like to: be playing in the Masters golf tourney

Superstition: I wear the same gloves every game

When I first met Barry Alvarez, I thought: he was a member of the mafia

defensive MVP against the Buckeyes ... had a 19-yard sack on Illinois' Johnny Johnson on third down from the Wisconsin 2-yard line ... sacked Michigan State's Jim Miller (10 yards) on second-and-goal from the 3-yard line to earn player of the week honors ... only Badger to earn team defensive player of the week honors three times ... averaged 5.2 tackles over the last eight games after making four stops in the opening four games when he was injured ... **1992** — honorable mention all-Big Ten ... one of the main reasons Wisconsin established team tackle for loss and QB sack records ... second in the Big Ten with 17 tackles for losses of 73 yards ... 84 tackles were fourth on the team ... interception vs. Bowling Green ... 10 tackles (four for losses and two QB sacks), a fumble forced and a fumble recovered at Northwestern ... Badger defensive MVP vs. Indiana and Northwestern ... **1991** — first-team Freshman all-American by *Football News* ... honorable mention all-Big Ten by coaches and media ... an Almost All-American by *Football News* ... 105 tackles (11th in the Big Ten) were the most of any league lineman ... double-digit tackles the final six games ... led the Badgers with 13 TFL ... one of just two freshmen among the league's top 24 TFL leaders ... at least one TFL in five consecutive Big Ten games

... Badgers' defensive MVP at Purdue (13 tackles and a forced fumble) ... **1990** — redshirted ... defensive scout team player of the week vs. Illinois ... **High School** — two-time first-team all-conference as LB and TE at Portage ... caught 36 passes and recorded 152 tackles as senior ... career totals of 68 catches (693 yards) and 262 tackles ... coached by John Neiderhauser ... **Personal** — born 12/22/72 ... sociology major ... parents are Rich and Kathy.

Year	Solo	Asst	Tot.	T/Loss	Fum.
1991	61	44	105	13/53	1
1992	44	40	84	17/73	1
1993	26	21	47	13/89	2
Career	131	105	236	43/215	4

Career Bests

Tackles: 13, at Purdue, 1991

Tackles for loss: 5, vs. Northwestern, 1993

TFL yardage: 38, vs. Northwestern, 1993

Thompson at Wisconsin

Career

Tackles for loss: 43 (tie, 2nd)

Yardage: 215 (2nd)

QB sacks: 22 (tie, 2nd)

Yardage: 176 (2nd)

Season

Tackles for loss: 17 (tie, 4th)

Yardage: 89 (3rd)

QB sacks: 10 (3rd)

Yardage: 83 (2nd)

Game

Tackles for loss: 5 (3rd)

Yardage: 38 (3rd)


QB sacks: 5 (2nd)

Yardage: 38 (1st)

BADGER BIOS

***Mike Verstegen


OL, 6-6, 300, Sr., Kimberly, WI



Badger tracks — durable lineman with 34 straight games and 29 consecutive starts ... competed on a team-high 2,161 scrimmage plays in three seasons as starter ... has improved his technique, performance and effort grades all three years as starter ... reduced his penalties and sacks surrendered every year too ... allowed just one sack and 2.5 penalties his last two seasons ... dur-

ing his three years as a starter, Wisconsin improved its rushing and total offense averages by 105.3 and 214.2 yards, respectively ... recruited to play OLB ... **1993** — honorable mention all-Big Ten by media ... an .86 overall grade on a team-high 874 plays ... a 90 percent season effort grade included .95 marks vs. Nevada and Purdue and .94 in the SMU game ... allowed only 1/2 sack all year ... extremely consistent in big games, as evidenced by grades of .89 vs. Michigan, .88 vs. Ohio State and .90 vs. Illinois in consecutive weeks ... offensive player of the game vs. Illinois when the entire line was honored ... as the starting LT, he was a key reason Badgers allowed just nine sacks in 12 games ... three de-cleater blocks vs. Michigan State was his best ... **1992** — starting LT in all 11 games ... 779 snaps were most on the offensive line ... 12 de-cleaters, including season-high three, at defending national champion Washington ... consistent all year, with grades of .80 or higher in every game85 overall grade, including season-best .93 vs. Northwestern ... **1991** — second-team Freshman all-American by *Football News* ... took over as starter at LT midway through season ... started final six games ... 508 plays ... best game vs. Michigan State ... **1990** — redshirted ... **High School** — all-state (defense) at Kimberly ... team MVP ... honor roll ... Army Scholar-Athlete ... coached by Bill Bohne ... **Personal** — born 10/24/71 ... agricultural business management major ... parents are Robert and Terri ... married, his wife's name is Keri.

Year (Games/Starts) — 1991 (11/6) ... 1992 (11/11) ... 1993 (12/12)



Mike Verstegen says ...

Nickname: Stonk

The Badger offensive player who will surprise this year is: Jerry Wunsch

If I could change one thing about football, I would: eliminate artificial turf

The Badger defensive player who will surprise this year is: Pete Monty

The most important things I've learned playing football are: discipline and maturity

In 20 years, I would like: to retire

When I played football as a kid, I pretended I was: Earl Campbell and Joe Greene


Favorite stadium I've played in: Rose Bowl

My greatest athletic moment was: winning the Rose Bowl

BADGER BIOS

Kerwin Badie

WR, 5-9, 160, So., Bellwood, IL




Badger tracks — sprinter on Wisconsin track team ... **1993** — reserve wide receiver ... hampered by foot injury ... **1992** — redshirted ... scout team co-player of the week vs. Northwestern ... **High School** — made *Super Prep* all-Midwest team at Proviso West ... rushed for more than 700 yards as senior ... won state track titles in 100 (twice) and 200 (once) as a

prep ... personal bests of 10.1 in the 100 and 20.83 in the 200 ... competed in 1990 Junior Olympics in London and Madrid ... has run the 40 in 4.35 seconds ... coached by John Wilson ... **Personal** — born 7/9/73 ... College of Letters and Science ... parents are Phillip and Daisy.

***Donny Brady**

DB, 6-2, 185, Sr., North Bellmore, NY




1993 — saw action in every game, primarily as the fifth back ... tied for sixth in the Big Ten in interceptions (league games only) ... started at Illinois, when he made a season-high seven stops, and in a five-DB alignment at Minnesota ... intercepted three passes, including two vs. the Golden Gophers ... five PBUs were second-most on team ... **Junior College** — played

on Nassau CC teams that were 21-1 ... team-leading five interceptions in 1992 ... '91 club was second-ranked nationally and won Valley of the Sun Bowl ... same school as Badgers Kenny Gales, Royston Jones, Syllas Pratt, Al Jackson and Giscard Bernard ... community college coach was John Anselmo ... **High School** — all-county as a senior at Mepham on Long Island ... rushed for 984 yards and scored 11 TDs as senior ... first-team all-conference, all-county and all-state in track as a triple jumper ... high school coach was Kevin McElroy ... **Personal** — born 11/26/73 ... sociology major ... parents are Lee and Carleen.

Year	Solo	Asst	Tot.	PBU	Int.
1993	28	10	38	5	3

*****Jamel Brown**

DB, 5-9, 185, Sr., New York, NY




1993 — saw action in all 12 games behind all-Big Ten pick Reggie Holt ... started vs. Nevada and SMU in five-DB alignments ... career-high nine tackles in win over Wolf Pack ... seven stops vs. UCLA in the Rose Bowl ... six tackles and lone career interception vs. Northwestern ... **1992** — 12 tackles in 11 games ... **1991** — three tackles vs. Minnesota, Illinois and Purdue ... **1990** — redshirted ... defensive scout team MVP vs. Temple and Michigan ...

High School — all-city at Stevenson ... 133 tackles and 10 interceptions his last two years ... rushed for 1,305 career yards (21 TDs) ... two-year team MVP ... honor roll ... coached by Dennis Mercorelli ... **Personal** — born 2/7/72 ... Afro-American studies major ... parents are Willie Brown and Elizabeth Burton.

Year	Solo	Asst	Tot.	PBU	Int.
1991	7	6	13	0	0
1992	6	6	12	0	0
1993	22	12	34	0	1
Career	35	24	59	0	1

***Jevon Brunston**

WR, 6-0, 165, So., Columbus, OH




1993 — contributor on special teams as punt returner and holder on placements ... averaged 7.0 yards per punt return ... caught only pass at Purdue ... **1992** — redshirted ... **High School** — caught 21 passes for 498 yards as senior at Eastmoor ... *Prep Football Report* all-Midwest team ... played QB two years and passed for 1,300 yards ... 4,000 yards of total offense in career ... scored four TDs in one game and intercepted three passes in city championship game ... played in Ohio all-star game ... 3.2 GPA ... National Honor Society ... coached by Marv Bohanan ... father was an assistant coach on team ... **Personal** — born 10/9/73 ... College of Letters and Science ... parents are Russell and Helen.

Year	PR	Yards	Avg.	TDs	Lg
1993	8	56	7.0	0	20

BADGER BIOS

*****Jason Burns**

RB, 5-7, 185, Sr., Chicago, IL




1993 — spot duty in the backfield ... 14-yard reception vs. Nevada ... scout team offensive MVP vs. UCLA ... **1992** — career bests in rushing (92 yards) and receiving (29) vs. Purdue ... offensive MVP vs. Indiana with 88 yards rushing (25 carries) ... 48-yard run at Washington was Wisconsin's longest of the season ... **1991** — 38 yards rushing on three carries vs. Northwestern ... scored twice vs. Wildcats, including a 24-yard reception with 0:47 left in first half (pulled Badgers within 14-9) ... **1990** — redshirted ... offensive scout team MVP vs. Iowa and Indiana ... **High School** — all-conference at Julian ... rushed for 900 yards (11.8 avg.) with 17 TDs as senior ... 56 career TDs (33 rushing and 23 passing) ... coached by J.W. Smith ... **Personal** — born 11/27/72 ... Afro-American studies major ... parents are Lee and Juanita.

Year	Att	Yards	Avg.	TDs	Lg
1991	37	162	4.4	1	20
1992	85	344	4.0	0	48
1993	2	2	1.0	0	4
Career	124	508	4.1	1	48

****Theo Carney**

DB, 5-8, 185, Sr., Milwaukee, WI




1993 — excelled on kick coverage teams ... six solo tackles ... stopped Ohio State's Terry Glenn for a six-yard loss on a kickoff return ... **1992** — three solos on special teams ... **1991** — scout team offensive player of the year ... scout team player of the week twice ... **1990** — redshirted ... **High School** — eight-time MVP (four in track, two each in football and wrestling) at Pulaski ... rushed for 840 yards as senior ... coached by Greg Dufek ... **Personal** — born 2/2/72 ... Afro-American studies major ... parents are Bill and Doris Brown.

Year	Solo	Asst	Tot.	PBU	Int.
1992	3	0	3	0	0
1993	6	0	6	0	0
Career	9	0	9	0	0

***Daryl Carter**

DB, 6-2, 205, So., Milwaukee, WI




1993 — one of five first-year freshmen to see action ... regular on special teams ... three stops ... **High School** — fourth-best prospect in the state by *Milwaukee Journal* at Washington ... *Tom Lemming's PFR* all-Midwest pick ... all-area by *Milwaukee Sentinel* ... nine interceptions ... caught 17 passes for 388 yards and seven TDs ... won 11 letters in football, basketball and track ... MVP in track and football once each ... starter for basketball state champs ... state champion hurdler ... coached by Greg Lehman ... **Personal** — born 2/24/75 ... College of Letters and Science ... mother's name is Janet.

Year	Solo	Asst	Tot.	PBU	Int.
1993	1	2	3	0	0

***Chad Cascadden**

OLB, 6-1, 210, Sr., Chippewa Falls, WI




Badger tracks — walked on as a defensive back in '91 ... made switch from SS to OLB in spring of junior year ... excellent speed and top pass defender among OLBs ... earned a scholarship for senior year ... **1993** — 17 tackles, including three for losses, in 12 games ... at least one stop in every game but SMU ... special teams player of the game at Purdue ... **1992 & 1991** — reserve defender and scout team player ... **High School** — three-sport letterman at Chippewa Falls ... knee injury kept him off gridiron as a senior ... 37 tackles and three interceptions as junior ... two interceptions in league title game against Menomonie ... three-time all-league swimmer ... National Honor Society ... coached by Chuck Raykovich ... **Personal** — born 5/14/72 ... kinesiology major ... parents are Fred and Mary.

Year	Solo	Asst	Tot.	TFL	PBU
1993	13	4	17	3/9	1

BADGER BIOS

***Cayetano Castro**

OL, 6-6, 300, So., New York, NY




1993 — back-up at LT ... played TE against Illinois and Michigan State ... Badgers averaged 293.5 yards rushing in those games ... **1992** — redshirted ... **High School** — all-city at Kennedy ... ranked 91st on *Prep Football Report* all-East squad ... graded out at 85 percent ... two-year starter on offense and defense ... member of city championship team ... coached by Jerry Horowitz

... **Personal** — born 11/27/74 ... College of Letters and Science ... nicknamed Manny ... mother's name is Maria Felix ... born in the Dominican Republic.

Year (Games/Starts) — 1993 (12/0)

Azree Commander

RB, 6-3, 215, So., Chicago, IL




Badger tracks — switched from OLB to FB in the spring ... **1993** — scout team defensive MVP vs. Nevada, Northwestern and UCLA ... **1992** — redshirted ... made ESPN's "All-Name" team ... **High School** — all-state at Lane Tech ... *Prep Football Report* all-Midwest team ... *Sun-Times* all-area team ... 90 tackles for team that had five shutouts ... coached by

Sam Bronswick ... **Personal** — born 4/19/74 ... College of Letters and Science ... parents are Ernest and Venus.

Dwayne Cuff


DB, 6-1, 180, Fr., Philadelphia, PA

1993 — redshirted ... **High School** — all-public league and all-city in Philadelphia at King ... *Tom Lemming's PFR* all-East team ... three-time team MVP ... played DB, QB, WR and WB ... four runs longer than 50 yards as senior ... 720 yards rushing, 423 yards passing and 255 yards receiving in career ... 49 tackles and two interceptions as senior ... has run the 100 in 10.6 seconds ... 3.0 GPA ... coached by Robert Ferber ... **Personal** — born 3/12/75 ... College of Letters and Science ... parents are Alvin and Jeanne.

**James Darby**

OL, 6-5, 295, So., Streamwood, IL


1993 — reserve guard ... **1992** — redshirted ... **High School** — all-American by *Parade*, *The Sporting News* and *Prep Football Report* at Streamwood ... *Super Prep* all-Midwest pick ... Midwest's 23rd-best prospect by Tom Lemming ... *Detroit Free Press* all-Midwest team ... played four games as senior because of teachers' strike ... graded out at 98 percent with 43 de-cleaters as senior ... *The Sporting News* Army ROTC Scholar-Athlete of the Year ... coached by Dave Smiley ... **Personal** — born 7/3/74 ... mechanical engineering major ... parents are James and Brenda.



BADGER BIOS

***Pete Diatelevi**

LB, 6-3, 230, So., Waterbury, CT




1993 — back-up LB and special teams player ... seven tackles, including one in consecutive games vs. Northwestern, Purdue, Minnesota and Michigan ... 1992 — redshirted ... **High School** — two-time all-state (TE as junior and LB as senior) at Holy Cross ... *USA Today* honorable mention all-American ... league and city MVP ... all-conference twice as LB and P ... 823 yards receiving and 42-yard punting average his last two seasons ... 110 tackles and six inter-

ceptions in 1991 ... coached by Jerry Ciraleglio ... **Personal** — born 6/27/73 ... College of Letters and Science ... parents are Pete and Kathy.

Year	Solo	Asst	Tot.	TFL	Int.
1993	4	3	7	0/0	0

Derek Engler

OL, 6-5, 290, So., St. Paul, MN



1993 — reserve guard ... 1992 — redshirted ... scout team offensive player of the week vs. Iowa ... **High School** — *Super Prep* all-Midwest team at Cretin-Derham Hall ... made WCCO "Dream Team" ... two-time all-city ... three-year starter ... nine-time letterman ... honor roll four times ... 3.4 GPA ... coached by Rich Kallok and Mal Scanlan ... **Personal** — born 7/11/74 ... College of Letters and Science ... parents are Richard and Bridget.

Favorite class at Wisconsin

Melvin Tucker: Afro-American Literature

Derek Engler: Sociology 131


Azree Commander: Math 112

John Hall: Journalism 246

Jevon Brunston: Sociology 134

Brian Flanigan

LB, 6-2, 225, Fr., Sturgeon Bay, WI




1993 — redshirted ... scout team defensive player of the week, vs. Minnesota ... **High School** — all-American by *Tom Lemming's Prep Football Report* at Southern Door ... made *PFR* and *Super Prep* all-Midwest team ... made *Milwaukee Journal* and WHSCA all-state squads ... No. 1 player in the state by Wisconsin Prep Gridiron Report and *Green Bay Press-Gazette* ...

honorable mention pick on "Best of the Midwest" team selected by *Detroit News* ... four-year all-conference mention ... two-year team MVP and captain ... 144 tackles, 14 for losses and eight fumbles caused as a senior ... gained 1,858 career rushing yards with 24 TDs ... track standout in shot put (56-4) and discus (186-0) ... 3.0 GPA ... coached by Brent Clafin ... **Personal** — born 5/16/75 ... College of Letters and Science ... brother, Jim, was a third-round draft pick of the Bears in 1994 ... father played four years for the Packers ... parents are Jim and Susan.

Jeff Forde

QB, 6-2, 205, Fr., Staten Island, NY




1993 — redshirted ... **High School** — honorable mention all-American by *USA Today* at Curtis ... *Blue Chip* Eastern region all-American ... named to *Tom Lemming's PFR* all-East team ... two-time all-star selection by *Newsday*, *Post* and *Daily News* ... set a New York City season record with 2,049 yards passing and 28 TDs as junior ... career-best six TDs

in one game ... holds every season and career passing record for Staten Island ... connected on 50.3 percent of his throws for 4,871 yards and 54 TDs in career ... called own plays in a no-huddle offense ... completed 117-228 passes for 1,732 yards and 17 scores as senior ... 3.2 GPA ... member of Arista National Honor Society ... coached by Fred Olivieri ... **Personal** — born 7/22/75 ... College of Letters and Science ... parents are Alfred and Mildred.

BADGER BIOS

Mike Galletti

OL, 6-3, 285, So., Ottawa, IL




1993 — back-up on the line ... scout team offensive MVP vs. Ohio State ... 1992 — redshirted ... **High School** — all-state by *Champaign News Gazette* at Ottawa ... *Prep Football Report* all-Midwest pick ... captain and MVP as senior ... 72 tackles and four fumble recoveries ... three-year starter ... 3.4 GPA ... National Honor Society ... coached by Tom Jobst ... **Personal**

— born 8/31/73 ... industrial engineering major ... parents are David and Kathy.

Al Gay

OL, 6-4, 255, So., Elkhorn, WI



Badger tracks — switched from defensive tackle to center in the spring ... 1993 — reserve at tackle ... 1992 — redshirted ... co-defensive scout team player of the year ... scout team defensive MVP vs. Washington ... **High School** — all-state by AP at Elkhorn ... honorable mention all-American by *USA Today* ... *Prep Football Report* all-Midwest team ... all-league on

offense and defense ... led team in tackles twice ... coached by Paul Yanke ... **Personal** — born 5/11/74 ... College of Letters and Science ... parents are Farral and Norene.

***Terry Glavin**


LB, 6-2, 225, Jr., Niles, IL



At UW — reserve LB ... 1991 — redshirted ... **High School** — second-team all-state at Loyola Academy ... set records for tackles (160) and sacks ... all-Catholic League twice ... two-time MVP ... 3.9 GPA ... Illinois State Scholar ... coached by John Hoerster ... **Personal** — born 8/9/73 ... zoology major parents are Bernard and Irene.

Damon Glenn


DB, 6-0, 185, Fr., East Chicago, IN



1993 — redshirted ... **High School** — all-state by UPI at Central ... set school career interception record (eight) ... 68 tackles, three interceptions and nine passes broken up as senior ... 144 career tackles and 12 passes broken up ... high school teammate of Royce Roberson ... coached by Dave Egofske ... **Personal** — born 2/18/75 ... College of Letters and Science ... mother's name is Mary.

Todd Halbur

DL, 6-4, 285, Fr., Wisconsin Rapids, WI



1993 — redshirted ... scout team defensive player of the week vs. Indiana ... **High School** — all-American by *USA Today* (honorable mention), *Tom Lemming's PFR*, *Blue Chip* and *Scholastic Coach* at Lincoln ... Lineman of the Year and first-team all-state by *Milwaukee Journal* ... state's top player by *Milwaukee Journal* and second-best by Wisconsin Prep Gridiron Report Service ... honorable mention pick on "Best of the Midwest" team selected by *Detroit News* ... nation's 12th-best defensive line prospect according to *Prep Football Report* ... 3.0 GPA ... coached by Ken Biegel ... **Personal** — born 5/23/74 ... College of Letters and Science ... parents are Ken and Rosemary.

Favorite Madison restaurant

Sylas Pratt: Fitzgerald's

Matt Nyquist: Prime Quarter Steak House

Chad Cascadden: Pizzeria Uno

Keith Jackson: Avenue Bar


Mike Rader: Applebee's

Royston Jones: Prime Quarter Steak House

BADGER BIOS

***John Hall**

K, 6-3, 175, So., Port Charlotte, FL




1993 — handled kickoffs and long field goals ... special teams MVP vs. Michigan State ... scored 31 points (28-31 PATs and 1-6 FGs), fourth-best on team ... booted a 44-yard field goal to rally the Badgers at SMU ... 1992 — redshirted ... **High School** — second-team all-state at Port Charlotte ... made 19-27 FGs and 43-45 PATs in career ... 90.7 percent of his kickoffs were not returned ... averaged 40.4 yards per punt his last two years ... 48-yard FG as junior ... leading receiver in county ... topped county in home runs ... 3.1 GPA ... coached by Tom Mut ... **Personal** — born 3/17/74 ... College of Letters and Science ... parents are Fred and Barbara.

Year	PAT	Pct.	FG	Pts.	Lg
1993	28-31	.903	1-6	31	44

Alex Ilich

OL, 6-5, 290, Jr., Chicago, IL




At Wisconsin — reserve lineman ... missed much of 1993 with back injury ... 1991 — redshirted ... **High School** — second-team all-state by *Chicago Tribune* at Loyola Academy ... regional all-American by scout Max Emfinger ... made *Prep Football Report's* all-Midwest squad ... 79 tackles (13 sacks) as senior ... 3.5 GPA ... coached by John Hoerster ... **Personal** — born 1/9/73 ... economics major ... parents are Dale and Danica.

Favorite television show

Pete Monty: Seinfeld
 Rick Schnetzky: Married with Children
 Jay Macias: Seinfeld
 Carl McCullough: Martin
 Al Gay: The Simpsons

***Keith Jackson**

WR, 6-1, 185, Sr., Sicklerville, NJ




1993 — averaged team-best 18.6 yards every time he touched the ball ... led team with 457 kickoff return yards (19.9 average) and 11-yard average on punt returns ... receptions in consecutive games vs. Northwestern, Purdue (a 30-yard diving TD catch) and Minnesota ... one catch vs. UCLA in Rose Bowl ... **Junior College** — *Super Prep JUCO* Top 100 list at Snow (Utah) JC ... 30 catches, 600 yards and eight TDs ... JC coach was Paul Tidwell ... **High School** — won the Maxwell Award, given to the top player in the Delaware Valley, at Edgewood ... two-year all-Group III and IV ... multiple-time player of the week by the *Philadelphia Inquirer* ... teammate of Lee DeRamus and Michael London ... high school coach was Robert Lee ... **Personal** — born 2/24/72 ... family and consumer journalism major ... mother's name is Mary.

1993	No.	Yards	Avg.	TDs	Lg
Receptions	4	67	16.8	1	30
Kick Returns	23	457	19.9	0	36
Punt Returns	3	33	11.0	0	24

****Ron Johnson**

RB, 6-1, 195, Jr., Camden, NJ




1993 — back-up fullback and special teams player ... four stops, including two hits vs. Iowa State when he was special teams player of the week ... 1992 — 13 carries for 35 yards on Badgers' final drive vs. Minnesota ... special teams MVP vs. Minnesota ... four tackles ... **High School** — won 11 varsity letters in football, basketball and track at Wilson ... all-state, all-Group III and all-conference teams as senior ... ran on state champion 4x400-meter relay ... coach was Darrell Wilson ... **Personal** — born 7/21/73 ... College of Letters and Science ... mother's name is Diane.

Year	Att	Yards	Avg.	TDs	Lg
1992	16	50	3.1	0	9
1993	3	4	1.3	0	3
Career	19	54	2.8	0	9

BADGER BIOS

Royston Jones

OLB, 6-2, 225, So., Brooklyn, NY




Badger tracks — switched from inside to outside linebacker during spring ball ... **1993** — redshirted ... **Junior College** — starting linebacker on 1991 Valley of the Sun Bowl champs at Nassau CC ... leading tackler on club that posted 11-0 record en route to nation's No. 2 ranking ... missed 1992 with an injury ... played at same school as Sylas Pratt, Donny

Brady, Kenny Gales, Giscard Bernard and Al Jackson ... coach was John Anselmo ... **High School** — all-New York City and honorable mention all-state at Lincoln ... 128 tackles as a senior ... two-time team captain and one-time MVP ... high school coach was George Najjar ... **Personal** — born 8/18/72 ... consumer sciences major ... mom's name is Veronica.

*Bryan Jurewicz

DL, 6-5, 250, So., Deerfield, IL




Badger tracks — switched from OLB to DT during spring session ... **1993** — third-team freshman all-American by *Football News* ... started final nine games and made 26 tackles, including five for losses ... at least one stop in every game and a season-best five tackles vs. Northwestern ... **1992** — redshirted ... scout team co-MVP vs. Indiana ... **High**

School — all-American by *Parade*, *The Sporting News* and *Prep Football Report* at Deerfield ... second-team *USA Today* all-American ... *Super Prep* all-Midwest team ... all-area by *Sun-Times* ... 10th-best prospect in Midwest by *Detroit Free Press* and scout Tom Lemming ... all-state DT after starting season at TE ... 103 tackles and 16 sacks his last two years ... honor student ... father played football at Wake Forest ... coached by Paul Adams ... **Personal** — born 2/23/74 ... construction administration major ... parents are Ron and Connie.

Year	Solo	Asst	Tot.	TFL	PBU
1993	18	8	26	5/19	0

Nikki Kemp


RB, 5-10, 215, Sr., Montclair, NJ



At Wisconsin — scout team and special teams performer ... scout team offensive player of the week vs. Purdue in 1993 ... **High School** — second-team all-state and first-team all-conference at Montclair ... gained 945 yards (12.8 average) as senior ... team offensive MVP ... captained football and wrestling teams ... coached by Jack Davies ... **Personal** — born 8/6/71 ... political science major ... parents are Tyrone and LaRae.

***Michael London

WR, 6-0, 175, Sr., Sicklerville, NJ



Badger tracks — ran outdoor track for the Badgers ... has shifted between WR and DB during his career ... **1993** — reserve wideout ... three catches (all in the final two games) for 39 yards ... season-best two receptions in Rose Bowl win over UCLA ... **1992** — reserve CB and special teams player ... played in all 11 games ... returned seven kickoffs for 149 yards, including season-long 34 yarder vs. Purdue ... 90 kickoff return yards vs. Boilermakers were a UW season-high ... **1991** — four receptions (41 yards) in debut vs. Western Illinois ... a 13-yard reverse vs. Leathernecks ... long play of season was a 32-yard run at Minnesota ... **High School** — all-American by *Blue Chip* at Edgewood Regional ... made *Super Prep* all-Northeast team ... averaged 34 yards per reception as senior ... rushed for 2,100 yards (8.0 avg.) ... 15 career interceptions ... second place in 400 meters at 1989 state track meet ... two-time track MVP ... ran a 4.35-second 40, a 10.5-second 100 and a 21.6-second 200 as a prep ... teammate of Lee DeRamus and Keith Jackson ... 3.1 GPA ... coach was Robert Lee ... **Personal** — born 11/22/73 ... theatre and drama major ... parents are Michael and Gloria.

Year	Rec	Yards	Avg.	TDs	Lg
1991	7	63	9.0	0	17
1993	3	39	13.0	0	19
Career	10	102	10.2	0	19


Career Bests

Receptions: 4 vs. Western Illinois, 1991
Yards: 41 vs. Western Illinois, 1991

BADGER BIOS

***Rob Lurtsema**

OLB, 6-5, 230, So., Burnsville, MN



Badger tracks — missed spring season with an injury ... first-round NHL draft pick of the Dallas Stars out of high school ... worked out with UW's hockey team last winter ... **1993** — saw action in 11 games ... seven tackles, including a four-yard sack in the Rose Bowl ... forced a fumble against the Bruins ... **High School** — *Tom Lemming's Prep Football Report, Blue Chip* and *Super Prep* all-American at Burnsville ... *USA Today* honorable mention all-American ...


15th-best prospect in the Midwest by *Super Prep* and 28th-best by *PFR* ... made "Best of the Midwest" team by *Detroit News* ... first-team all-state by *Minneapolis Star and Tribune* ... 94 tackles ... led school to Class 2A state title in 1991, when he had a career-best 126 stops ... 266 tackles, 21 sacks and three fumble recoveries in career ... 3.0 GPA ... teammate of Jason Suttle ... coached by Dick Hanson ... **Personal** — born 10/28/74 ... College of Letters and Science ... father played in the NFL ... parents are Bob and Aloise.

Year	Solo	Asst	Tot.	TFL	PBU
1993	4	3	7	1/4	0

Career Bests
Tackles: 2, vs. Northwestern, 1993

***Kevin Lyles**

TE, 6-4, 220, So., Indianapolis, IN




1993 — made position switch from QB to TE ... back-up to all-Big Ten pick Michael Roan ... **1992** — redshirted ... **High School** — all-American by *Prep Football Report* at Lawrence North ... *Super Prep* all-Midwest selection ... named eighth-best combination (run/pass) QB in the nation by scout Tom Lemming ... completed 53 percent of his passes for 1,212 yards and 15 TDs as senior ... accounted for 25 scores (15 passing, 10 rushing) in 1991 ... hit 104 of 195

passes for 1,219 yards and 12 TDs as junior ... defensive MVP of Indiana high school all-star game ... coached by Doug Resser ... **Personal** — born 11/7/73 ... College of Letters and Science ... parents are James and Terri.

David Lysek


LB, 6-2, 225, Fr., Bethlehem, PA



1993 — redshirted ... scout team defensive MVP vs. Iowa State ... **High School** — all-state on both sides of the ball at Catholic ... made *Tom Lemming's PFR* all-East team ... caught 23 passes for 526 yards and made 105 tackles as senior ... 225 tackles, 13 sacks, six interceptions, five fumbles recovered and forced and 58 catches for 1,006 yards in career ... 3.4 GPA ... coached by Robert Stem ... **Personal** — born 10/14/74 ... College of Letters and Science ... parents are Robert and Caroline.

*****Jay Macias**

QB, 6-0, 190, Sr., Montebello, CA



1993 — a 179.9 pass efficiency rating in limited action ... threw for 52 yards in relief role at Purdue ... a 14-yard TD against the Boilermakers ... **1992** — started at Washington and completed 5-19 throws for 91 yards ... came off the bench to lead Badgers to a come-from-behind victory over Purdue ... hit 8-16 passes for 98 yards vs. Boilermakers ... his 30-


yard TD pass set up the tying PAT ... offensive MVP vs. Purdue ... replaced an injured Darrell Bevell in the final minute at Iowa and connected on a 22-yard pass to set up potential game-winning FGA ... **1991** — six starts as true freshman ... 6-11 passes for 126 yards and two TDs in college debut in front of 94,221 fans at Ohio State ... threw 101 consecutive passes without an interception ... career highs of 15 completions, 34 attempts and 127 yards vs. Indiana ... **High School** — two-time conference MVP at Schurr ... completed 58.8 percent of his passes for 1,885 yards as senior ... threw for 2,133 yards as junior ... 37 career TDs ... coached by Ken Davis ... **Personal** — born 8/10/73 ... sociology major ... parents are Frank Macias and Yolanda Pacheco.

Year	Att	Comp	Pct	Yards	Int	TDs
1991	117	54	.462	585	4	3
1992	38	15	.395	242	0	2
1993	7	4	.571	63	0	1
Career	162	73	.451	890	4	6

BADGER BIOS

****Jason Maniecki**

DL, 6-5, 290, Jr., Wisconsin Dells, WI




Badger tracks — moved to noseguard full-time in the spring ... **1993** — named academic all-Big Ten ... six stops, including two for losses, in reserve role ... all of his tackles came in the opening six games ... **1992** — redshirted ... **1991** — seven games ... his eight stops came in last four contests ... three tackles vs. Indiana and Illinois ...

High School — honorable mention all-American by *USA Today* at Wisconsin Dells ... all-state by WHSCA (first on both sides of the ball) ... No. 2 player in state by *Milwaukee Journal* ... MVP as senior when he had 28 TFL ... won state wrestling title twice ... four years on honor roll ... 3.1 GPA ... coached by Pete Gust ... **Personal** — born 8/15/72 ... business management major ... parents are Paul and Barbara Byrski ... emigrated from Poland when he was 10.

Year	Solo	Asst	Tot.	TFL	PBU
1991	2	6	8	0/0	0
1993	5	1	6	2/3	0
Career	7	7	14	2/3	0

***Carl McCullough**

RB, 6-3, 205, So., St. Paul, MN



1993 — played in nine games as true freshman ... averaged 5.2 yards per carry (31-162) ... career-best 62 yards rushing vs. Northwestern ... 41-yard carry against the Wildcats was his long ... scored on a 1-yard TD vs. Northwestern ... averaged 7.2 yards per carry vs. Nevada ... returned two kickoffs for 34 yards ... **High School** — consensus all-American

making elite teams by *USA Today* (first-team as utility player), *Parade*, *Blue Chip* (No. 1-rated athlete), *Tom Lemming's PFR* and *Super Prep* magazines at Cretin-Derham Hall ... Minnesota Player of the Year by *USA Today* ... one of the top five athletes in the nation according to *Prep Football Report* ... *Blue Chip's* Big Ten region Player of the Year ... second-best RB in the nation according to *Super Prep* ...

played TB, FL, CB and QB as a prep ... all-state honors twice ... rushed for 1,917 yards (7.2 average) with 28 TDs for '92 state runners-up ... gained 288, 233 and 237 yards in consecutive playoff games ... gained 1,148 yards rushing with 29 TDs as junior ... 1,060 career receiving yards ... scored 402 points for three state playoff teams ... seven career kick returns for scores, including a 98-yard punt return ... coached by Mal Scanlan and Rich Kallok ... prep teammate of Derek Engler ... **Personal** — born 11/14/73 ... College of Letters and Science ... parents are Tim and Kristen.

Year	Att	Yards	Avg.	TDs	Lg
1993	31	162	5.2	1	41


Career Bests

Attempts: 10, vs. Northwestern, 1993

Yards: 63, vs. Northwestern, 1993

Neil Miklusak

DL, 6-3, 250, So., Griffith, IN



1993 — back-up at noseguard behind all-American Lamark Shackerford ... scout team defensive MVP vs. Illinois ... **1992** — redshirted ... scout team defensive player of the week vs. Northern Illinois ...

High School — first-team all-state (AP, UPI and *Bloomington Herald-Times*) at Griffith ... 50 tackles, including 11 sacks for 10-2 team ... started on offense and defense for three seasons ... three letters each in football, wrestling and track ... sectional and conference heavyweight wrestling champ ... 3.0 GPA ... coached by Les Thornton ... **Personal** — born 12/29/73 ... College of Letters and Science ... parents are Fred and Nikki.

Favorite childhood toy

Jeff Forde: Legos

Donny Brady: Tonka truck

Damon Glenn: train and tracks


Pete Diatelevi: Big Wheel

Darrell Larsen: Tonka truck

BADGER BIOS

***Pete Monty**

LB, 6-2, 230, So., Fort Collins, CO




1993 — played on special teams and at linebacker ... assisted on the tackle that ended the Rose Bowl when UCLA quarterback Wayne Cook ran from the pocket as time expired ... two tackles at SMU ... **High School** — honorable mention all-American by *USA Today* ... all-Midlands by *Super Prep* ... all-state twice ... 116 tackles and 750 yards rushing as senior ... football MVP and captain ... recovered eight fumbles in career ... father played on Notre Dame's 1963 national

champions ... uncle, grandfather and great grandfather are UW graduates ... honor roll ... 3.2 GPA ... coached by his father ... **Personal** — born 7/13/74 ... College of Letters and Science ... parents are Tim and Kathy.

Year	Solo	Asst	Tot.	PBU	Int
1993	2	3	5	0	0

****Matt Nyquist**

TE, 6-2, 220, Jr., Cokato, MN



Badger tracks — has worked at both fullback (1991-92) and tight end (1993) ... candidate for academic all-America ... 1993 — academic all-District IV selection by CoSIDA ... academic all-Big Ten ... played nine games before breaking ankle in practice ... 40 percent (four) of his 10 receptions were TDs ... both of his catches against Purdue were touchdowns ... 23 yards receiving vs. Iowa State are a career best ... 1992 — academic all-Big Ten ... four yards rushing in 10 games ... 1991 — redshirted


with a broken wrist ... **High School** — all-state at Dassel-Cokato ... two-time team MVP ... rushed for 1,916 yards his last two seasons ... 34 tackles in one game ... scored more than 1,000 points in basketball career ... team MVP in basketball and state discus champ ... won shot put event 31 times in 33 competitions as junior ... National Honor Society ... coached by Mark Herman ... **Personal** — born 6/8/72 ... business management major ... parents are Joel and Darlene.

Year	Att	Yards	Avg.	TDs	Lg
1992	3	4	1.3	0	3

Year	Rec	Yards	Avg.	TDs	Lg
1993	10	80	8.0	4	14

***Brian Patterson**

OL, 6-2, 275, Sr., Schofield, WI




1993 — lettered as reserve center ... stepped in for Cory Raymer in the second half at SMU as Badgers rallied from a 13-0 half-time deficit ... named offensive player of the game the following week against Iowa State in his lone career start ... **High School** — all-state (AP and UPI) selection at D.C. Everest ... made *The Sporting News* honorable mention Blue

Chip list ... team's Most Outstanding Lineman ... captain on 1989 state champs ... honor roll ... coached by Wayne Steffenhagen ... **Personal** — born 2/13/72 ... political science major ... mother's name is Carol.

***Sylas Pratt**

OLB, 6-2, 225, Sr., Hempstead, NY



Badger tracks — moved from inside to outside linebacker in the spring ... 1993 — played in nine games including a start at SMU ... 26 tackles ... career-best five stops on three occasions (Nevada, SMU and Purdue) ... **Junior College** — starting linebacker on Nassau CC teams that compiled a 21-1 record from 1991-92 ... school was 11-0 (Valley of Sun Bowl champions) in 1992 to earn nation's No. 2 ranking ... made over 100 tackles as sophomore at Nassau ... same community college as Royston Jones, Donny Brady, Kenny Gales, Al Jackson and Giscard Bernard ... CC coach was John Anselmo ... **High School** — made *USA Today's* Top 100 list as senior at Hempstead ... all-state and all-county first team ... set school record with 168 tackles ... lettered in football, basketball, track and lacrosse as a prep ... high school coach was Rick Voight ... **Personal** — born 11/17/73 ... sociology major ... parents are Clemon and Cleo.

Year	Solo	Asst	Tot.	TFL	Int
1993	17	9	26	0	0


Career Best

Tackles: 5, on three occasions

BADGER BIOS

Mike Rader

OL, 6-5, 275, So., DePere, WI




1993 — back-up center ... scout team player of the week vs. Nevada ... **1992** — redshirted ... scout team co-MVP vs. Purdue ... **High School** — all-state on offense (AP) and defense (WHSCA) at Notre Dame ... honorable mention all-American by *USA Today* ... *Super Prep* all-Midwest team ... *Green Bay Press-Gazette* Defensive Player of the Year ... 100 tackles,

13 sacks, four blocked kicks and four fumble recoveries as senior ... career totals of 168 solos, 10 fumble recoveries, 27 sacks and eight blocked kicks ... team's Most Valuable Line-man on both sides of the ball ... third-ranked player in state by *Milwaukee Journal* ... played in 1992 Shrine Bowl ... played on basketball state championship team ... National Honor Society ... National Merit finalist (0.5 percent of high school students achieve this distinction) ... 3.9 GPA ... coached by John Nowak ... **Personal** — born 3/18/74 ... mechanical engineering major ... parents are Bob and Tori.

Royce Roberson

RB, 6-1, 205, Fr., East Chicago, IN




Badger tracks — changed to fullback in spring practice ... **1993** — redshirted ... named scout team offensive player of the year by the coaches ... won weekly scout team honors vs. Indiana ... **High School** — *Parade*, *Tom Lemming's Prep Football Report* and *Blue Chip* all-American at Central ... Gatorade Player of the Year in Indiana ... sixth-best player in the midwest

by *PFR* ... No. 19 player on "Best of the Midwest" team selected by *Detroit News* ... all-Midwest team by *Super Prep* ... two-time team MVP ... rushed for 1,934 yards on 238 carries (8.1 average) and 27 TDs in 1992 ... rushed for more than 300 yards against Hammond ... gained 900 yards (10.1 per carry) with 19 TDs as junior ... ran a 10.7-second 100 meters ... high school teammate of Damon Glenn ... coached by Dave Egofske ... **Personal** — born 2/26/74 ... College of Letters and Science ... nicknamed "the Rocket" ... mother's name is Dorothy.

John Rohde


OL, 6-4, 315, So., Oswego, IL



1993 — offensive line reserve ... won scout team player-of-the-week honor vs. Michigan ... **1992** — redshirted ... scout team co-MVP vs. Illinois ... **High School** — *Super Prep* all-Midwest team at Yorkville ... all-area by *Chicago Sun-Times* and *Tribune* (defense) and *Beacon News* (offense) ... 240 career tackles and five fumble recoveries ... career-best 133 tackles in 1991 ... 3.0 GPA ... coached by Pat Arthurs ... **Personal** — born 1/21/74 ... history major ... parents are John and Charlene.

***Tarek Saleh**

OLB, 6-3, 220, So., West Haven, CT



1993 — worked into the two-deep at OLB as true freshman ... credited with 11 tackles in 10 games ... missed two late-season games with injury ... four tackles against Iowa State and Northwestern ... special teams player of the week vs. Northwestern ... **High School** — all-America choice by *Tom Lemming's Prep Football Report* at Notre Dame ... honorable mention all-America by *USA Today* ... *Super Prep* all-American as an athlete (fourth-best in the nation) ... *Super Prep* Northeast Offensive Player of the Year ... No. 7-ranked player in East and top prospect in New England by *Prep Football Report* ... all-state honors twice and area MVP once by *New Haven Register* and *Hartford Courant* ... rushed for more than 1,600 yards and 26 TDs as senior ... gained more than 3,400 yards rushing in career with 52 TDs ... 75 tackles as a senior and 50 as a junior ... all-league in baseball ... three-year honor roll member ... coached by Tom Marcucci ... **Personal** — born 11/7/74 ... College of Letters and Science ... parents are Muhammad and Mary.


Year	Solo	Asst	Tot.	TFL	Int.
1993	7	4	11	0/0	0

Career Bests

Tackles: 4, on two occasions

BADGER BIOS


***Rick Schnetzky**
K, 5-10, 170, Sr., Mequon, WI



Badger tracks — walk-on kicker who came to Wisconsin to play junior varsity hockey ... former high school soccer player ... worked out in front of coaches over the lunch hour hoping to gain a tryout ... **1993** — made one PAT in 53-14 win over Northwestern in first-ever football game ... drilled 25- and 26-yard field goals plus a PAT in 13-10 upset over Michigan ... special teams player of the week vs. the Wolverines ... booted 2-3 field goals in win over Michigan State, including a career-long 34 yarder ... made all 17 of his PATs ... fifth on team in scoring despite getting first action in the eighth game ... had a 32-yard field goal blocked on the Badgers' last play of the game in 14-14 tie with Ohio State ... **High School** — four-year soccer letterman at Homestead ... two-time all-league soccer pick ... team captain as senior ... soccer coach was Tom Alioto ... **Personal** — born 7/25/72 ... general home economics major ... parents are Paul and Karen.


Year	PAT	Pct.	FG	Pts.	Lg
1993	17-17	1.000	4-7	29	34

Haywood Simmons
DL, 6-3, 260, Jr., Macon, GA




1993 — named scout team defensive player of the year by the coaching staff ... won weekly scout team honor three times (vs. SMU, Ohio State and Michigan State) ... **High School** — all-middle Georgia pick on both sides of the ball at Southwest ... 144 tackles, seven fumble recoveries and 21 tackles for loss in career ... honor roll ... coached by Edgar Hatcher ... **Personal** — born 1/13/73 ... political science major ... parents are Haywood and Leanita.

Tony Simmons
WR, 6-2, 180, Fr., Chicago, IL



Badger tracks — sprinter on UW track team ... finished third in 100 meters (10.38) at Big Ten Outdoor Meet ... **1993** — redshirted ... **High School** — all-American by *Tom Lemming's Prep Football Report* at St. Rita ... named to all-Midwest teams by *Super Prep* and *Prep Football Report* ... honorable mention pick on "Best of the Midwest" team selected by *Detroit News* ... all-area pick by *Chicago Tribune* ... third-best wide receiver in the nation according to *Tom Lemming's PFR* ... all-state and two-time MVP in track ... caught 36 passes for 628 yards (17.4 average) as senior ... state champ in the 100 and 200 as senior ... 3.5 GPA ... made school's academic Silver Honor Roll ... coached by Todd Wernet ... **Personal** — born 12/8/74 ... electrical engineering major ... mother's name is Dorothy.

***Rod Spiller**
DL, 6-4, 260, So., St. Louis, MO




Badger tracks — strong spring earned him starting nod at tackle ... has worked at noseguard too ... **1993** — limited role on the line ... made lone tackle at SMU ... **1992** — redshirted ... co-scout team defensive player of the year ... scout team defensive player of the week vs. Bowling Green ... **High School** — *Parade* and *Prep Football Report* all-American at East ... 13th-best DL prospect in the nation by scout Tom Lemming ... *Super Prep* all-Midlands pick ... 90 career tackles and 19 sacks ... team was 33-2 and won a state title during his career ... same school as Terrell Fletcher ... won school's award for hardest-working student ... coached by Rick Gorzynski ... **Personal** — born 10/5/72 ... communication arts major ... parents are Ivory and Doris.

BADGER BIOS

****Steve Stark**

OL, 6-3, 280, Jr., Rockton, IL




Badger tracks — handled long-snapping duties the last two years ... 23 games of service in career, including 12 consecutive starts ... **1993** — started every game at right guard ... helped UW break its school total offense record by 917 yards ... player of the game at Illinois when the entire offensive line was honored ... **1992** — scout team co-MVP vs. Minne-

sota ... long snapper in all 11 games ... **1991** — redshirted ... scout team offensive player of the week against Michigan State ... **High School** — first-team all-state by *Chicago Sun-Times* and *Tribune* at Hononegah ... lead blocker for an offense that produced a school-record 3,600 total yards ... played much of senior year with a broken wrist ... played G, T and TE ... coach was Donn VanSchelven ... **Personal** — born 5/16/73 ... history major ... parents are Richard and Barb.

Year (Games/Starts) — 1992 (11/0) ... 1993 (12/12)

Jason Suttle

DB, 5-11, 175, Fr., Burnsville, MN




Badger tracks — established himself as fifth defensive back in spring ... has lined up at both boundary and field cornerback in practice ... **1993** — redshirted ... scout team defensive MVP vs. Purdue ... **High School** — *Super Prep* all-America defensive back at Burnsville ... *USA Today* honorable mention all-American ... *Tom Lemming PFR* all-Mid-

west choice ... *Blue Chip* honorable mention all-region pick ... three-year starter ... six interceptions and 54 tackles for 9-2 team as senior ... team's defensive MVP in 1992 ... averaged 38 yards per kickoff return and 17 yards per punt return ... 155 career tackles and nine interceptions ... 3.0 GPA ... nicknamed "The Shuttle" ... prep teammate of Rob Lurtsema ... coached by Dick Hanson ... **Personal** — born 12/2/74 ... College of Letters and Science ... parents are Jessie and Liane.

John Todryk


DL, 6-3, 270, Fr., River Hills, WI



1993 — redshirted ... scout team defensive player of the week vs. Michigan ... **High School** — *Super Prep* Blue Chip all-American at Milford (Conn.) Academy ... 94 tackles and 12 sacks as senior and 77 tackles and seven sacks as junior ... three-time football letterman as prep ... coached by Jeff Bevino ... **Personal** — born 8/30/74 ... College of Letters and Science ... parents are Bill and Ann.

Reggie Torian

WR, 6-3, 180, Fr., Markham, IL




Badger tracks — all-America and all-Big Ten honors as a freshman in track ... placed sixth at the NCAA Indoor Meet in the long jump (25-7 1/4) ... won Big Ten track titles in the 55 hurdles (7.34) and long jump (25-10 3/4) indoors and long jump (26-1 3/4) outdoors ... placed fourth in high jump (6-10 1/4) indoors and second in 110 hurdles (14.17) outdoors ... Big Ten Indoor Athlete of the Championship ... conference Freshman of the Year and Athlete of the Month for February ... broke a 25-year-old school long jump record in first collegiate indoor jump ... also set UW outdoor long jump mark ... **1993** — redshirted ... scout team offensive MVP against Minnesota ... **High School** — a *Tom Lemming PFR* all-American at Thornwood ... averaged 29.1 yards per reception (11 catches for 320 yards) in his only season of prep football ... five of his 11 catches were for TDs ... blocked four kicks in his career ... won three events — triple jump plus low and high hurdles — at 1993 state track meet ... runner-up in long jump as senior after winning title as junior ... set conference scoring record at league track meet ... *Chicago Tribune* Athlete of the Month when he won track meet titles in three hurdle events, the high, long and triple jumps and the 200 and 400 ... coached by Terry Kennedy ... **Personal** — born 4/22/75 ... College of Letters and Science ... mother's name is Rose.

BADGER BIOS

***Melvin Tucker

DB, 6-0, 190, Sr., University Heights, OH




1993 — broken leg suffered in fall camp ended his season ... redshirted ... **1992** — played in all 11 games and made five tackles as backup ... **1991** — game-saving hit in the end zone on TE Patt Evans to secure a 19-16 victory at Minnesota and break the school's 23-game road losing streak ... broke up what appeared to be a complete pass on the Gophers' final play ... seven tackles vs. Golden Gophers ... eight hits at Ohio State and seven vs. Purdue ... **1990** — special teams performer ... nine games ... **High School** — all-state at Cleveland Heights ... played on offense (700 yards passing and 150 yards receiving) and defense (five interceptions) ... two-time member of *Cleveland Plain Dealer* all-scholastic team ... all-conference in basketball ... coached by Kerry Hodakievic ... **Personal** — born 1/4/72 ... agricultural business management major ... parents are Melvin and Brenda.

Year	Solo	Asst	Tot.	Int.	PBU
1990	0	1	1	0	0
1991	15	18	33	0	2
1992	3	2	5	0	0
Career	18	21	39	0	2

**Eric Unverzagt

LB, 6-2, 230, Jr., Central Islip, NY



Badger tracks — top returning tackler from Rose Bowl champions ... **1993** — made 75 tackles in 11 games ... 10 starts ... 26th in the Big Ten in tackles (7.0 per game) and tied for 14th in tackles for loss (seven) for league games only ... missed SMU with a concussion ... eight tackles for loss ... broke up two passes vs. Nevada ... averaged 8.6 tackles against bowl teams ... 10 tackles vs. Michigan on ESPN, nine vs. Ohio State on ABC, nine vs. Indiana on ESPN and eight vs. Michigan State on ESPN ... averaged 5.3 stops against non-bowl squads ... **1992** — redshirted ... **1991** — lettered as true freshman ... played on special teams (three tackles) ... long snapper on punts ... **High School** — all-state and all-Long Island at Central Islip ... 99 tackles with four in-

terceptions and three fumbles recovered ... rushed for 598 yards (8.8 avg.) ... didn't play football as junior because of broken thumb ... four-time all-conference mention in baseball ... coach was John Diclemente ... **Personal** — born 12/18/72 ... recreation resource management major ... parents are Edward and Sophie.


Year	Solo	Asst	Tot.	TFL	PBU
1991	0	3	3	0	0
1993	51	24	75	8/21	2
Career	51	27	78	8/21	2

Career Bests

Tackles: 10, vs. Michigan, 1993

*Jamie Vanderveldt

OL, 6-5, 265, So., Waukesha, WI




1993 — made transition from noseguard to offensive guard ... back-up at left guard to all-Big Ten pick Joe Rudolph ... **1992** — redshirted ... scout team co-MVP vs. Iowa ... **High School** — all-American by *Prep Football Report*, *The Sporting News* and *USA Today* (honorable mention) at Catholic Memorial ... ranked ninth on *Detroit Free Press* and scout Tom Lemming's all-Midwest teams ... two-time all-state ... 96 tackles (17 for loss) and eight passes broken up in 1991 ... played on two state championship teams and in 1992 Shrine Bowl ... 343 career tackles, 22 passes defended and seven fumbles recovered ... won state track titles in the shot put and discus (twice) ... state Junior Olympic swimming champ (10-and-under) ... member of national record-setting 200 medley relay ... sisters swam at Wisconsin ... coached by Bill Young ... **Personal** — born 4/23/74 ... College of Letters and Science ... parents are James and Carol.

BADGER BIOS

***Sam Veit

P, 5-9, 170, Sr., Racine, WI




Badger tracks — former walk-on, he could become only the second player to lead the team in punting four years in a row (Scott Cepicky is the other) ... 160 punts and 6,011 yards are fourth in school history ... only 55 of his punts (34 percent) have been returned during his career ... **1993** — academic all-Big Ten ... averaged 37.4 yards per punt ... seven of his

punts were downed inside the 5-yard line ... only 16 of his kicks were returned ... special teams MVP vs. Ohio State, when two punts were downed at the 1-yard line ... season-best 42-yard average at SMU ... kicked just 3.3 times per game after averaging 5.5 punts per contest his first two seasons ... did not attempt a punt vs. Northwestern or Michigan State ... **1992** — only Badger to receive all-Big Ten mention on the field and in the classroom ... second team all-Big Ten by the media and honorable mention by coaches ... helped Wisconsin lead the Big Ten with a 36.8-yard net punting average ... only 19 of his 56 punts were returned ... 67-yard punt at Washington ... nine punts for a 45-yard average vs. the Huskies ... averaged career-best 46.0 yards per punt vs. Minnesota ... **1991** — assumed punting duties in first game and averaged 35.9 yards ... special teams MVP vs. Iowa State and Michigan State ... only 20 of his 65 punts were returned ... 55 yarder at Purdue was longest ... four punts stopped inside the 20-yard line at Minnesota ... averaged better than 40 yards against Iowa State (44.2) and Iowa (41.4) ... **High School** — honorable mention all-state and Racine County Player of the Year as senior at Case ... Big Nine Conference Back of the Year ... qualified for state tennis meet three times ... National Honor Society ... 4.0 prep GPA ... academic honor teams for football, basketball and tennis ... played football for his father ... **Personal** — born 6/13/73 ... consumer science major ... parents are Gene and Sandy.

Year	No	Yards	Avg.	Blk	Lg
1991	65	2,334	35.9	1	55
1992	56	2,220	39.6	0	67
1993	39	1,457	37.4	0	53
Career	160	6,011	37.6	1	67

*Cyrill Weems


DB, 6-2, 195, So., Detroit, MI



1993 — reserve free safety in first season in the secondary after changing from quarterback ... credited with five special teams tackles ... **1992** — redshirted ... scout team offensive player of the game vs. Bowling Green ... **High School** — passed for 1,345 yards and nine TDs as senior at South-eastern ... rushed for 372 yards ... second-team all-Detroit and honorable mention all-state ... ranked 25th on *Detroit Free Press* all-Midwest team ... 1,463 yards passing as junior ... all-city in track ... National Honor Society ... school's academic athlete of the year ... 3.5 GPA ... coached by Drake Wilkins ... **Personal** — born 8/1/74 ... construction administration major ... parents are Clarence and Jurrie.

*Jerry Wunsch

OL, 6-6, 315, So., Wausau, WI




1993 — played behind all-America tackle Joe Panos ... saw action in the Rose Bowl as a TE ... **1992** — redshirted ... scout team offensive MVP vs. Indiana ... **High School** — *Parade* and *Prep Football Report* all-American at West ... Gatorade's Wisconsin Player of the Year ... *USA Today* honorable mention all-American ... 19th-best prospect in the Midwest by Tom Lemming ... played in 1992 Shrine Game ... captain and MVP as senior ... team's Most Valuable Lineman twice in career ... averaged double-figure points and rebounds in basketball ... coached by Mike Dressler ... **Personal** — born 1/21/74 ... College of Letters and Science ... parents are Gerald and Gail.

BADGER BIOS

***Chad Yocum

OLB, 6-4, 240, Sr., Windsor, WI



Badger tracks — had established himself as one of the top pass rushers in the conference as a sophomore ... back injury may hold him out (has a redshirt available) this fall ... **1993** — seven tackles in opening three games before missing remainder of season with a back injury ... practiced on and off during the regular season ... **1992** — all-Big Ten honorable mention by coaches and media ... took over starting assignment at midseason and started the last seven games ... Big Ten defensive player of the week for his play against 12th-ranked Ohio State ... three QB sacks in upset over Buckeyes ... sack yardage (29 yards) vs. Ohio State was fourth on UW's single-game list ... had at least one TFL in seven games ... eight QB sacks for 54 yards ... career-high 11 stops vs. Illinois, including two QB sacks and a fumble caused ... Badger defensive MVP vs. Ohio State and Illinois ... **1991** — part-time performer at OLB and on special teams ... tied for second in the Big Ten with two fumbles caused ... **High School** — first-team all-state at DeForest ... won team's Savage Award twice ... team MVP ... listed on scout Tom Lemming's Top 100 all-Midwest team ... credited with 397 tackles his last two seasons ... caused seven fumbles and blocked two punts as senior ... high school coach was Terry Roelke ... **Personal** — born 12/28/72 ... history major ... parents are Wayne and Pat.


Year	Solo	Asst	Tot.	TFL	FC
1991	6	7	13	0/0	2
1992	32	20	52	10/57	1
1993	3	4	7	1/3	0
Career	41	31	72	11/60	3

Career Bests

Tackles: 11, at Illinois, 1991
 Tackles for loss: 3, vs. Ohio State, 1992
 TFL yardage: 29, vs. Ohio State, 1992
 QB sacks: 3, vs. Ohio State, 1992
 Sack yardage: 29, vs. Ohio State, 1992

***Vince Zullo

WR, 5-10, 185, Sr., Salem, WI



1993 — one of the top special teams players on team ... five tackles, including two vs. Michigan, on special teams ... special teams MVP against SMU and Indiana ... saved one punt from the end zone in the Ohio State game (downed at the 1-yard line) ... caught a 22-yard pass at Purdue ... **1992** — special teams player of the year ... 11 tackles on special teams ... two receptions for 19 yards ... recovered a fumbled Illinois punt return ... special teams MVP vs. Northwestern ... **1991** — 25-yard reception in win over Western Illinois ... **1990** — redshirted ... **High School** — all-conference pick at Westosha ... two-time team MVP and captain ... led team in interceptions and tackles three times ... coached by Bob Edgington ... **Personal** — born 2/18/72 ... twin brother Ron played on UW baseball team ... economics major ... parents are Ron and AnnMarie.

Year	Rec	Yards	Avg.	TDs	Lg
1991	1	25	25.0	0	25
1992	2	19	9.5	0	10
1993	1	22	22.0	0	22
Career	4	66	16.5	0	25

Favorite vacation spot

Tarek Saleh: Scottsdale, AZ

Brian Patterson: Pensacola, FL

Kerwin Badie: London

Vince Zullo: Canada

Cayetano Castro: Dominican Republic

David Lysek: Florida Keys

RECRUITS

Giscard Bernard**DB, 6-0, 170, So., Bronx, NY (Nassau CC)**

Intercepted six passes for junior college national runner-up at Nassau (N.Y.) CC ... three seasons of eligibility remaining ... junior college district champ in 400 hurdles ... JC coach was John Anselmo ... attended Bronx Kennedy HS, the same school as Badger lineman Cayetano Castro ... team MVP twice ... 38 receptions for 534 yards and 10 TDs as senior ... three punt returns (all more than 70 yards) for touchdowns as senior ... student-athlete of the year at Kennedy ... won state 400 intermediate hurdles title as senior ... prep coach was Jerry Horowitz.

Lamar Campbell**DB, 5-11, 175, Fr., Chester, PA (Strath Haven)**

All-Catholic, all-area and all-conference pick at Strath Haven ... rated as a top 100 player in the east by *Tom Lemming's Prep Football Report* ... played in Pennsylvania "Big 33" game ... made 51 tackles ... 12 receptions for 252 yards and six TDs as a senior ... 196 tackles and seven interceptions in his career ... second in state long jump (23-2) and third in triple jump (47-4) as junior ... all-state in track ... coached by Kevin Clancy.

Branden Cantrell**RB, 6-2, 220, Fr., Indianapolis, IN (Lawrence Central)**

Rushed for 709 yards with six TDs as a senior at Lawrence Central ... tallied 1,503 yards rushing and 14 TDs in his career ... rated No. 16 fullback prospect and the 63rd best player in the Midwest by *Tom Lemming's Prep Football Report* ... ranked as 42nd-best prospect in the region by *Super Prep* ... runs the 40 in 4.45 ... coached by Frank Sergi.

Donald Hayes**WR, 6-5, 190, Fr., Madison, WI (East)**

Honorable mention all-American by *USA Today* at East ... Gatorade player of the year in Wisconsin ... Reebok all-America team ... Schutt Sports Group Top 100 selec-

tion ... played for the East team in first annual High School All-America Bowl in Allentown, Pa. ... caught 20 passes for 366 yards as a senior ... ranked No. 3 among nation's receiving prospects and No. 2 overall among Midwest candidates ... all-state on both sides of ball ... averaged 20 yards per punt return and 24.5 per kickoff return ... averaged 41.2 yards per punt ... 44 catches for 721 yards and eight TDs as a junior ... 18 career interceptions, including 11 as a senior ... career totals of 100 receptions for 1,632 yards and 20 TDs ... 18th-best prospect in the Midwest by *Tom Lemming's Prep Football Report* ... ranked 34th in the Midwest by *Super Prep* ... runs the 40 in 4.6 ... coached by Wayne Kelliher ... second-team all-state in basketball as a junior and first-team as a senior ... averaged 21.8 points, 8.1 rebounds, 2.7 assists, 2.5 steals and two blocks per game as a senior ... selected city player of the year.

Kevin Huntley**WR, 6-2, 185, Fr., Fremont, OH (St. Joseph)**

First-team all-district and second-team all-state at St. Joseph ... averaged 18 yards per catch (32-576) as a senior ... rated as one of the top 30 "athletes" among national football prospects by *Tom Lemming's Prep Football Report* ... played six positions in leading team to a 7-3 record ... three-time all-league pick ... runs the 40 in 4.5 ... coached by Tom Cole ... won a pair of state titles in the 110-meter hurdles ... ranked among top five prep hurdlers in the country ... plans to run track at the UW.

Al Jackson**DL, 6-2, 265, Jr., Edison, NJ (Nassau CC)**

Selected first-team all-American by *J.C. Grid Wire* at Nassau ... named to *J.C. Grid Wire* top 100 list ... made 85 tackles and 12 sacks as a sophomore ... led team to junior college national championship game versus Mississippi Delta ... third-team all-American as a freshman ... coached in junior college by John Anselmo ... ranked by one analyst as the top sophomore recruit in the nation ... JC teammate of UW recruit Giscard Bernard ... two-time all-state pick at Edison HS ... third-team all-American as a senior ... led team to state title ... prep coach was Mike Wojcik.

RECRUITS

Darrell Larsen**TE, 6-6, 245, Jr., Aztec, NM (Dixie College)**

Second-team junior college all-American at Dixie (Utah) College by *J.C. Grid Wire* ... rated as 34th-best JC prospect by *Super Prep* ... 38 receptions for 483 yards and 12 TDs as a sophomore ... Dixie finished 15th nationally in final JC rankings ... runs the 40 in 4.65 ... JC coach was Greg Crowshaw ... two years of eligibility remaining ... spent two years on a Mormon mission in Ireland ... originally attended Eastern New Mexico ... father is mission president in Venezuela.

Cecil Martin**RB, 6-2, 215, Fr., Evanston, IL (HS)**

Second-team all-state by the *Chicago Tribune* at Evanston ... rated as 28th-best prospect in the Midwest and 15th-best "athlete" nationally by *Super Prep* ... the No. 28 outside linebacker prospect and 67th-best prospect in the Midwest by *Tom Lemming's Prep Football Report* ... also all-Chicago area ... caught 25 passes for 467 yards and three TDs ... 434 yards rushing with four TDs ... 125 tackles as a senior and more than 200 for his career ... added three interceptions and three sacks ... finished second in large-school state shot put title as senior ... runs the 40 in 4.6 ... coached by John Riehle.

Mike Samuel**QB, 6-3, 215, Fr., Philadelphia, PA (Penn Charter)**

Completed 45 of 102 passes for 1,010 yards and 11 TDs in eight games for Penn Charter ... threw for 3,193 yards and 35 career TDs, which tied the city record set by Miami (Fla.) QB Frank Costa ... four-year starter ... led team to 28-5 record, two unbeaten seasons and three league titles ... player of the year in Philadelphia and conference MVP ... rated as top quarterback in state and the 39th-best prospect in the East by *Tom Lemming's Prep Football Report* ... ranked as 23rd-best prospect in state by *Super Prep* ... coached by Bill Gallagher.

Ryan Sondrup**TE, 6-5, 210, Fr., Fort Collins, CO (HS)**

Caught 28 passes for 496 yards and four TDs ... rated as the No. 17 outside linebacker and 13th-best prospect in the Midlands by *Tom Lemming's Prep Football Report* ... named *PFR* all-American at TE ... ranked 44th among Midlands prospects by *Super Prep* ... first-team all-state ... 69 tackles, two interceptions and three TFL ... teammate of Badger Pete Monty ... father, Ron, played guard for Los Angeles Rams from 1968-72 ... coached by Tim Monty.

Aaron Stecker**RB, 5-9, 175, Fr., Ashwaubenon, WI (HS)**

State player of the year by AP and the *Milwaukee Journal* at Ashwaubenon ... honorable mention all-America honors ... rushed for 2,157 yards and 37 TDs in 1993 ... scored four TDs and rushed for 231 yards in state title game ... rated as No. 97 prospect in the Midwest by *Prep Football Report* ... runs the 40 in 4.48 ... coached by Ken Golomski.

Leonard Taylor**DB, 6-0, 180, Fr., Indianapolis, IN (North Central)**


First-team 5A all-state, all-big state and all-city at North Central ... 65 tackles with one sack, five TFL and five knockdowns ... averaged 27.5 yards per kickoff return ... 189 career tackles ... also lettered in track and basketball ... runs the 40 in 4.5 ... coached by Al Harrants.

Brandon Williams**OLB, 6-4, 245, Fr., Buffalo, NY (South Park)**

Gatorade New York player of the year at South Park ... 13th-best prospect in the East by *Tom Lemming's Prep Football Report* ... fourth-best prospect in New York by *Super Prep* ... totaled 92 tackles, three interceptions and five fumble recoveries ... all-state, all-northeastern New York and all-league ... led team to 10-0 record each of last two seasons ... caught 28 passes for 400 yards as senior ... coached by Jerry Obstein.

1993

REVIEW



■ Results (94) ■ Statistics (94-95) ■ Game-by-game (96) ■
Starting Lineups (97) ■ Individual Statistics (98-99) ■ Big
Ten Statistics (100-01) ■ Big Ten Standings (102) ■ Honors
(103) ■ Game Summaries (104-07) ■ Rose Bowl (107)

STATISTICS

1993 Results (10-1-1 overall, 6-1-1 Big Ten)

Date	Opponent	Result	Attend.
9/4	Nevada	W 35-17	66,557
9/11	@SMU	W 24-16	19,013
9/18	Iowa State	W 28-7	77,745
9/25	@Indiana	W 27-15	34,306
10/9	Northwestern	W 53-14	77,745
10/16	@Purdue	W 42-28	37,129
10/23	@Minnesota	L 21-28	64,798
10/30	Michigan	W 13-10	77,745
11/6	Ohio State	T 14-14	77,745
11/20	@Illinois	W 35-10	48,083
12/4	\$Michigan State	W 41-20	51,500
1/1	*UCLA	W 21-16	101,237

\$ — Coca-Cola Bowl in Tokyo

* — Rose Bowl in Pasadena

Score by Quarters

Teams	1	2	3	4	Total	Avg.
Wisconsin	75	107	95	77	354	29.5
Opponents	29	47	40	79	195	16.3

Team Statistics

	UW	Opp.
First downs	298	229
By rushing	158	95
By passing	121	123
By penalty	19	11
Net yards rushing	3009	1563
Average per game	250.8	130.3
Attempts	603	411
Average per attempt	5.0	3.8
Net yards passing	2453	2740
Average per game	204.4	228.3
Attempts	283	373
Completions	191	227
Percentage	.675	.609
Interceptions-TDs	11-20	23-12
Total net yards	5462	4303
Average per game	455.2	358.6
Fumbles-lost	18-9	18-11
Penalties-yards	53-421	74-601
Third-down conversions	88-151	66-149
Percentage	.583	.443
Fourth-down conversions	3-8	7-16
Percentage	.375	.438
Time of possession	33:34	26:26

Rushing

Player	Att	Gain	Loss	Net	Avg.	TD	Lg
Moss	312	1672	35	1637	5.2	16	56
Fletcher	165	1020	24	996	6.0	9	57
Montgomery	50	231	1	230	4.6	1	24
McCullough	31	164	2	162	5.2	1	41
DeRamus	2	19	0	19	9.5	0	18
Johnson	3	4	0	4	1.3	0	3
Burns	2	4	2	2	1.0	0	4
Bevell	35	67	70	-3	—	2	21
Macias	2	0	6	-6	—	0	0
Team	1	0	32	-32	—	0	—
UW	603	3181	172	3009	5.0	29	57
Opponents	411	1818	255	1563	3.8	10	—

Passing

Player	Att	Comp	Pct.	Yards	Int	TD	Lg
Bevell	276	187	.678	2390	11	19	49
Macias	7	4	.571	63	0	1	22
UW	283	191	.675	2453	11	20	49
Opponents	373	227	.609	2740	23	12	—

Efficiency rating — Macias 179.9, Bevell 155.2

Receiving

Player	No	Yards	Avg.	TD	Lg
DeRamus	54	920	17.0	6	42
Dawkins	36	512	14.2	4	49
Roan	34	396	11.7	3	30
Montgomery	27	226	8.4	1	24
Fletcher	13	131	10.1	1	25
Nyquist	10	80	8.0	4	14
Moss	5	24	4.8	0	7
Jackson	4	67	16.8	1	30
London	3	39	13.0	0	19
Wirth	2	6	3.0	0	3
Zullo	1	22	22.0	0	22
Brunston	1	16	16.0	0	16
Burns	1	14	14.0	0	14
UW	191	2453	12.8	20	49
Opponents	227	2740	12.1	12	—

Punting

Player	No	Yards	Avg.	Blk	Lg
Veit	39	1457	37.4	0	53
Team	1	0	0.0	1	0
UW	40	1457	36.4	1	53
Opponents	55	2154	39.2	1	—

STATISTICS

Field Goals

Player	FG	FGA	Pct.	Blk	Lg
Schnetzky	4	7	.571	1	34
Hall	1	6	.167	0	44
UW	5	13	.385	1	44
Opponents	9	12	.750	0	—

Punt Returns

Player	No	Yards	Avg.	TD	Lg
Jackson	3	33	11.0	0	24
Nelson, S.	8	70	8.8	0	13
Brunston	8	56	7.0	0	20
UW	19	159	8.4	0	24
Opponents	16	92	5.8	0	—

Kickoff Returns

Player	No	Yards	Avg.	TD	Lg
Fletcher	3	76	25.3	0	29
Jackson	23	457	19.9	0	36
McCullough	2	34	17.0	0	19
Nyquist	1	13	13.0	0	13
UW	29	580	20.0	0	36
Opponents	40	599	15.0	0	—

Scoring

Player	TD	XP1	XP2	FG	Points
Moss	16	0	0	0	96
Fletcher	10	0	0	0	60
DeRamus	6	0	0	0	36
Hall	0	28-31	0	1-6	31
Schnetzky	0	17-17	0	4-7	29
Nyquist	4	0	0	0	24
Dawkins	4	0	0	0	24
Roan	3	0	0	0	18
Montgomery	2	0	0	0	12
Bevell	2	0	0-1	0	12
Jackson	1	0	0	0	6
McCullough	1	0	0	0	6
UW	49	45-48	0-1	5-13	354
Opponents	24	20-21	1-3	9-12	195

Tackles

Player	Solo	Asst	Total	T/Loss	PBU
Burgess	63	37	100	10/22	1
Holt	56	31	87	3/10	0
Unverzagt	51	24	75	8/21	2
Shackerford	45	15	60	6/24	1
Gales	49	8	57	1/1	5
Hein	35	18	53	5/10	2
Nelson, S.	41	11	52	0	3
Fowler	25	24	49	7/26	1

Thompson	26	21	47	13/89	3
Messenger	36	10	46	2/4	6
Brady	28	10	38	1/3	5
Brown	22	12	34	0	0
Jurewicz	18	8	26	5/19	0
Pratt	17	9	26	0	0
Cascadden	13	4	17	3/9	1
Saleh	7	4	11	0	0
Wirth	5	4	9	0	0
Lurtsema	4	3	7	1/4	0
Yocum	3	4	7	1/3	0
Diatelevi	4	3	7	0	0
Maniecki	5	1	6	2/3	0
Carney	6	0	6	0	0
Zullo	5	0	5	0	0
Monty	2	3	5	0	0
Weems	4	1	5	0	0
Johnson	1	3	4	0	0
Orlando	3	0	3	0	0
Searcy	3	0	3	0	0
Carter	1	2	3	0	0
DeRamus	3	0	3	0	0
Dawkins	3	0	3	0	0
Rafko	2	0	2	0	0
Roan	2	0	2	0	0
Krueger, L.	1	1	2	0	0
Montgomery	1	1	2	0	0
Spiller	1	0	1	0	0
Panos	1	0	1	0	0
Schneck	1	0	1	0	0
Hall	1	0	1	0	0
Bevell	1	0	1	0	0

Interceptions

Player	No	Yards	Avg.	TD	Lg
Messenger	7	41	5.9	0	21
Nelson, S.	5	120	24.0	0	44
Gales	4	28	7.0	0	15
Brady	3	11	3.7	0	11
Unverzagt	1	11	11.0	0	11
Burgess	1	3	3.0	0	3
Holt	1	0	0.0	0	0
Brown	1	0	0.0	0	0
UW	23	214	9.3	0	44
Opponents	11	98	8.9	0	—

QB sacks — Thompson 10/83, Fowler 3/17, Shackerford 2/12, Burgess 2/12, Unverzagt 2/9, Jurewicz 1/7, Cascadden 1/7, Lurtsema 1/4, Yocum 1/3, Maniecki 1/2, Hein 1/1

Fumbles recovered — Nelson 3, Thompson 2, Shackerford 2, Burgess 2, Gales 2, Diatelevi 1

Fumbles caused — Burgess 7, Fowler 2, Nelson 1, Lurtsema 1, Messenger 1

GAME STATISTICS

	Score	First Downs	Rushing Att.	Rushing Yards	Passing	Pass. Yards	Plays	Total Offense	Fum.	Pen.	Time of Poss.
@Wisconsin	35	22	48	172	19-27-1	263	75	435	0-0	4-34	32:11
Nevada	17	23	35	123	33-47-4	308	82	431	1-0	6-68	27:49
Wisconsin	24	23	52	244	18-26-1	198	78	442	1-1	3-35	36:02
@SMU	16	18	28	124	20-38-2	250	66	374	2-1	6-57	23:58
@Wisconsin	28	25	48	252	15-21-0	196	69	448	2-2	6-53	32:27
Iowa State	7	11	39	137	9-15-1	88	54	225	2-0	8-53	27:33
Wisconsin	27	20	56	354	5-15-2	123	71	477	2-1	3-33	32:30
@Indiana	15	15	35	101	15-30-0	186	65	287	2-2	5-22	27:30
@Wisconsin	53	28	55	315	18-19-0	218	74	533	3-2	4-35	30:45
Northwestern	14	20	35	77	21-31-3	256	66	333	1-0	8-51	29:15
Wisconsin	42	29	61	201	18-26-0	256	87	457	2-0	5-37	38:58
@Purdue	28	20	35	143	16-24-1	239	59	382	1-1	4-25	21:02
Wisconsin	21	36	42	182	31-48-5	423	90	605	1-1	7-42	34:15
@Minnesota	28	16	35	118	17-30-4	267	65	385	1-1	8-58	25:45
@Wisconsin	13	24	48	225	15-22-0	118	70	343	0-0	2-13	33:07
Michigan	10	20	32	111	21-31-2	248	63	359	1-1	6-59	26:53
@Wisconsin	14	17	48	227	11-18-1	105	66	332	2-2	2-10	32:29
Ohio State	14	21	34	128	17-33-3	290	67	418	1-0	8-54	27:31
Wisconsin	35	26	54	301	17-22-0	222	76	523	0-0	3-13	37:46
@Illinois	10	13	25	106	12-27-0	121	52	227	1-0	0-0	22:14
Wisconsin	41	27	45	286	14-19-0	235	64	521	1-0	2-27	31:16
vs. Michigan State	20	21	37	166	19-25-2	216	62	382	0-0	6-59	28:44
Wisconsin	21	21	46	250	10-20-1	96	66	346	2-0	12-89	30:57
vs. UCLA	16	31	40	212	28-43-1	288	83	500	5-5	9-95	29:03

1993 Individual Bests

Rushing attempts — 36, Brent Moss vs. UCLA
 Yards — 198, Brent Moss at Indiana
 Pass attempts — 48, Darrell Bevell at Minnesota
 Pass completions — 31, Darrell Bevell at Minnesota
 Yards — 423, Darrell Bevell at Minnesota
 Receptions — 9 by DeRamus & Dawkins at Minnesota
 Yards — 156, by Lee DeRamus at Minnesota
 PR yards — 25, Scott Nelson vs. Ohio State
 KOR yards — 114, Keith Jackson at Minnesota
 Int. yards — 44, Scott Nelson vs. Nevada

1993 Long Plays

Rush — 57, by Terrell Fletcher at Indiana
 Pass — 49, by Darrell Bevell vs. Nevada
 Reception — 49, by J.C. Dawkins vs. Nevada
 Field goal — 44, by John Hall at SMU
 Punt — 53, by Sam Veit at SMU
 Interception return — 44, by Scott Nelson vs. Nevada
 Punt return — 24, by Keith Jackson vs. Michigan State
 Kickoff return — 36, by Keith Jackson vs. Northwestern

STARTING LINEUPS

	SE	LT	LG	C	RG	RT	TE	QB	FB	RB	FL
Nevada	DeRamus	Verstegen	Rudolph	Raymer	Stark	Panos	Roan	Bevell	Montgomery	Moss	Dawkins
SMU	DeRamus	Verstegen	Rudolph	Raymer	Stark	Panos	Roan	Bevell	Montgomery	Moss	Dawkins
Iowa State	DeRamus	Verstegen	Rudolph	Patterson	Stark	Panos	Roan	Bevell	Montgomery	Moss	Dawkins
Indiana	DeRamus	Verstegen	Rudolph	Raymer	Stark	Panos	Roan	Bevell	Montgomery	Moss	Dawkins
Northwestern	DeRamus	Verstegen	Rudolph	Raymer	Stark	Panos	Roan	Bevell	Montgomery	Moss	Dawkins
Purdue	DeRamus	Verstegen	Rudolph	Raymer	Stark	Panos	Roan	Bevell	Montgomery	Moss	Dawkins
Minnesota	DeRamus	Verstegen	Rudolph	Raymer	Stark	Panos	Roan	Bevell	Nyquist (TE)	Moss	Dawkins
Michigan	DeRamus	Verstegen	Rudolph	Raymer	Stark	Panos	Roan	Bevell	Montgomery	Moss	Dawkins
Ohio State	DeRamus	Verstegen	Rudolph	Raymer	Stark	Panos	Roan	Bevell	Montgomery	Moss	Dawkins
Illinois	DeRamus	Verstegen	Rudolph	Raymer	Stark	Panos	Roan	Bevell	Montgomery	Moss	Dawkins
Mich. St.	DeRamus	Verstegen	Rudolph	Raymer	Stark	Panos	Roan	Bevell	Montgomery	Moss	Dawkins
UCLA	DeRamus	Verstegen	Rudolph	Raymer	Stark	Panos	Roan	Bevell	Montgomery	Moss	Dawkins

	OLB	DT	NG	DT	OLB	LB	LB	CB	FS	SS	CB
Nevada	Hein	Thompson	Shackerford	Fowler	Brown (DB)	Unverzagt	Burgess	Gales	Nelson	Holt	Messenger
SMU	Brown (DB)	Thompson	Shackerford	Fowler	Yocum	Pratt	Burgess	Gales	Nelson	Holt	Messenger
Iowa State	Hein	Thompson	Shackerford	Fowler	Yocum	Unverzagt	Burgess	Gales	Nelson	Holt	Messenger
Indiana	Hein	Thompson	Shackerford	Fowler	Jurewicz	Unverzagt	Burgess	Gales	Nelson	Holt	Messenger
Northwestern	Hein	Thompson	Shackerford	Fowler	Jurewicz	Unverzagt	Burgess	Gales	Nelson	Holt	Messenger
Purdue	Hein	Thompson	Shackerford	Fowler	Jurewicz	Unverzagt	Burgess	Gales	Nelson	Holt	Messenger
Minnesota	Hein	Thompson	Shackerford	Fowler	Jurewicz	Brady (DB)	Burgess	Gales	Nelson	Holt	Messenger
Michigan	Hein	Thompson	Shackerford	Fowler	Jurewicz	Unverzagt	Burgess	Gales	Nelson	Holt	Messenger
Ohio State	Hein	Thompson	Shackerford	Fowler	Jurewicz	Unverzagt	Burgess	Gales	Nelson	Holt	Messenger
Illinois	Hein	Thompson	Shackerford	Fowler	Jurewicz	Unverzagt	Burgess	Gales	Messenger	Holt	Brady
Mich. St.	Hein	Thompson	Shackerford	Fowler	Jurewicz	Unverzagt	Burgess	Gales	Nelson	Holt	Messenger
UCLA	Hein	Thompson	Shackerford	Fowler	Jurewicz	Unverzagt	Burgess	Gales	Nelson	Holt	Messenger

Individual & team rankings

Category	NCAA	Big Ten	Player (category)	NCAA	Big Ten
Rushing Offense	8th	1st	Brent Moss (rushing)	3rd	1st
Passing Offense	44th	4th	Darrell Bevell (passing)	3rd	1st
Total Offense	12th	1st	Lee DeRamus (receptions)	36th	3rd
Scoring Offense	25th	2nd	Lee DeRamus (rec. yards)	22nd	3rd
Rushing Defense	19th	5th	Darrell Bevell (total offense)	—	2nd
Passing Defense	54th	8th	Brent Moss (scoring)	t23rd	2nd
Total Defense	38th	5th	Brent Moss (all-purpose yds.)	19th	3rd
Scoring Defense	t15th	4th	Mike Thompson (QB sacks)	—	1st
Turnover Margin	t14th	2nd	Jeff Messenger (interceptions)	t7th	1st
			Yusef Burgess (fumbles caused)	—	1st


INDIVIDUAL STATS

Rushing (attempts-yards-TD)

Player	Nev	SMU	ISU	Ind	NW	Pur	Minn	Mich	OSU	Ill	MSU	UCLA
Bevell	4-(-4)-0	5-(-8)	1-4-0	6-4-1	2-1-0		3-(-7)-0	7-2-0	3-(-13)	1-(-2)-0	2-(-1)-0	1-21-1
Burns	1-4-0	1-(-2)										
DeRamus			1-1-0								1-18-0	
Fletcher	18-62-0	18-71-1	19-124-0	10-99-1	22-106-3	14-40-0	8-43-0	9-78-1	12-58-0	18-139-1	10-112-2	7-64-0
Johnson					1-3-0	2-1-0						
McCullough	5-36-0		4-17-0		10-63-1	7-27-0				3-16-0	2-3-0	
Macias						2-(-6)-0						
Montgomery	1-0-0	1-2-0	2-2-0	8-53-0	5-17-1	6-32-0	4-16-0	6-17-0	8-53-0	5-24-0	2-7-0	2-7-0
Moss	19-74-0	27-181-1	21-104-3	32-198-1	15-125-2	29-139-1	27-130-2	26-128-0	25-129-1	27-124-1	28-147-2	36-158-2

Receiving (receptions-yards-TD)

Player	Nev	SMU	ISU	Ind	NW	Pur	Minn	Mich	OSU	Ill	MSU	UCLA
Brunston						1-16-0						
Burns	1-14-0											
Dawkins	3-85-2	1-25-1	1-24-0		7-80-0	3-36-0	9-131-1	4-27-0	1-29-0	1-5-0	2-37-0	4-33-0
DeRamus	4-46-1	7-112-0	6-88-1	3-116-0	2-44-1	3-50-0	9-156-0	3-32-0	4-55-1	8-125-1	5-96-1	
Fletcher	2-14-0				2-28-0	2-16-1	2-13-0	1-9-0		1-7-0	1-15-0	2-29-0
Jackson					1-11-0	1-30-1	1-17-0					1-9-0
London											1-19-0	2-20-0
Montgomery	4-52-0	5-20-0	2-22-0	1-3-0	1-6-0	3-46-1	3-33-0	3-15-0	3-6-0	2-17-0	1-16-0	
Moss			1-1-0				2-11-0	1-7-0				1-5-0
Nyquist	1-2-1		2-23-0	1-4-1	2-14-0	2-21-2		1-12-0	1-4-0			
Roan	4-50-1	5-48-0	3-38-0		3-35-0	2-19-0	5-62-0	2-16-0	2-11-0	4-65-2	4-52-0	
Wirth		1-3-0								1-3-0		
Zullo						1-22-0						



Passing (completions-attempts-yards-interceptions-TD)

Player	Bevell	Macias
Nev	19-27-263-1-5	
SMU	18-26-198-1-1	
ISU	15-21-196-0-1	
Ind	5-15-123-2-1	
NW	17-18-207-0-1	1-1-11-0-0
Pur	15-20-204-0-4	3-6-52-0-1
Minn	31-48-423-5-1	
Mich	15-22-118-0-0	
OSU	11-18-105-1-1	
Ill	17-22-222-0-3	
MSU	14-19-235-0-1	
UCLA	10-20-96-1-0	

Michael Roan was a first-team all-Big Ten pick as a junior.

INDIVIDUAL STATS

Tackles (solo-assists-total)

Player	Nev	SMU	ISU	Ind	NW	Pur	Minn	Mich	OSU	Ill	MSU	UCLA
Bevell					1-0-1							
Brady	4-1-5	3-0-3	0-1-1	2-1-3	2-4-6	4-0-4	5-0-5		1-1-2	6-1-7		1-1-2
Brown	3-6-9	3-1-4	1-0-1	1-0-1	3-3-6		1-0-1			1-0-1	3-1-4	6-1-7
Burgess	4-7-11	4-1-5	5-3-8	7-2-9	2-1-3	6-3-9	4-7-11	5-0-5	7-3-10	3-2-5	6-6-12	10-2-12
Carney	1-0-1				2-0-2				1-0-1	1-0-1		1-0-1
Carter		0-1-1	1-0-1		0-1-1							
Cascadden	1-1-2		1-0-1	1-0-1	1-1-2	2-0-2	2-0-2	2-0-2	1-0-1	0-1-1	1-0-1	1-1-2
Dawkins				2-0-2						1-0-1		
DeRamus				1-0-1			2-0-2					
Diatelevi		1-1-2			0-1-1	0-1-1	1-0-1	1-0-1		1-0-1		
Fowler	3-3-6	3-3-6	3-1-4	2-4-6	3-1-4	3-3-6	1-4-5	4-0-4	1-1-2	0-4-4	1-0-1	1-0-1
Gales	6-0-6	5-0-5	3-0-3	5-0-5	2-0-2	2-0-2	1-0-1	6-1-7	4-1-5	3-3-6	4-0-4	8-2-10
Hall								0-1-1				
Hein	5-0-5	0-1-1	3-0-3	1-1-2	3-2-5	5-2-7	4-7-11	3-0-3	2-2-4	2-2-4	4-1-5	3-0-3
Holt	8-4-12	4-4-8	1-0-1	3-2-5	2-3-5	1-2-3	6-5-11	8-0-8	9-2-11	2-2-4	9-5-14	3-2-5
Johnson			1-1-2	0-1-1								
Jurewicz	1-0-1	1-0-1	2-1-3	2-1-3	5-0-5	1-0-1	0-1-1	1-1-2	2-1-3	1-1-2	0-1-1	2-1-3
Krueger			1-0-1		0-1-1							
Lurtsema	0-1-1		1-0-1		2-0-2	0-1-1		0-1-1				1-0-1
Maniecki	1-0-1		1-0-1	1-0-1	0-1-1	2-0-2						
Messenger	10-0-10	3-0-3	2-1-3	2-0-2	3-1-4	1-1-2	2-1-3	3-2-5	2-1-3	2-0-2	2-3-5	4-4-0
Montgomery								0-1-1	1-0-1			
Monty		0-2-2						1-0-1		0-1-1		1-0-1
Nelson	2-3-5	3-1-4	4-0-4	3-0-3	5-1-6	3-2-5	1-2-3	7-0-7	4-0-4		4-1-5	5-1-6
Orlando		1-0-1	1-0-1		1-0-1							
Panos	1-0-1											
Pratt	1-4-5	3-2-5	2-1-3	2-2-4	2-0-2	5-0-5					2-0-2	
Rafko								1-0-1			0-1-1	
Roan						1-0-1						1-0-1
Rhymes		0-1-1										
Saleh	1-0-1		1-3-4		3-1-4	1-0-1						1-0-1
Schneck					1-0-1							
Searcy				1-0-1					1-0-1	1-0-1		
Shackerford	9-2-11	1-1-2	4-1-5	5-2-7	2-2-4	3-1-4	0-2-2	5-0-5	4-1-5	5-1-6	2-1-3	5-1-6
Spiller		1-0-1										
Thompson	1-0-1	1-0-1	1-1-2		5-0-5	4-2-6	1-4-5	1-7-8	2-5-7	2-0-2	6-1-7	2-1-3
Unverzagt	4-1-5		6-1-7	7-2-9	3-2-5	4-2-6	0-3-3	5-5-10	8-1-9	4-2-6	5-3-8	5-2-7
Weems					2-0-2					1-0-1	1-0-1	
Wirth		0-3-3	1-0-1		0-1-1			1-0-1	1-0-1	1-0-1	1-0-1	
Yocum	1-2-3	1-0-1	1-2-3									
Zullo	1-0-1			1-0-1				2-0-2	1-0-1			

Kickers & Punters

Year	PAT	FG	Pts.	Lg	0-19	20-29	30-39	40-49	50+
Hall	28-31	1-6	31	44	0-0	0-0	0-4	1-2	0-0
Schnetzky	17-17	4-7	29	34	0-0	3-4	1-3	0-0	0-0

Year	No.	Yards	Avg.	Lg	Ret.	Yards	Net Avg.	In 5	In 10	In 20
Veit	39	1,457	37.4	53	16	92	35.0	7	1	6

BIG TEN REVIEW

Total Offense

Teams	Play	Yards	Avg	TD	/Game
Wisconsin (12)	820	5116	6.2	46	465.1
Penn State	843	4582	5.4	45	416.6
Minnesota	836	4527	5.4	33	411.6
Michigan	767	4390	5.7	39	399.1
Ohio State	768	4281	5.6	41	389.2
Michigan State	799	4082	5.1	34	371.1
Purdue	710	3883	5.5	29	353.0
Illinois	776	3550	4.6	23	322.7
Indiana	753	3522	4.7	29	320.2
Iowa	725	3482	4.8	26	316.6
Northwestern	795	3427	4.3	22	311.6

Rushing Offense

Teams	Att	Yards	Avg	TD	/Game
Wisconsin (8)	557	2759	5.0	26	250.8
Penn State (14)	532	2597	4.9	27	236.1
Ohio State	502	2051	4.1	22	186.5
Michigan State	491	2006	4.1	24	182.4
Michigan	482	1995	4.1	22	181.4
Indiana	481	1642	3.4	17	149.3
Purdue	417	1639	3.9	18	149.0
Illinois	411	1443	3.5	9	131.2
Iowa	432	1276	3.0	15	116.0
Minnesota	336	1250	3.7	7	113.6
Northwestern	433	1065	2.5	9	96.8

Passing Offense

Teams	Att	Comp	Pct.	Yards	/Game
Minnesota (12)	500	260	.520	3276	297.9
Michigan	285	183	.642	2395	217.7
Northwestern	362	203	.561	2362	214.7
Wisconsin	263	181	.688	2357	214.3
Purdue	293	161	.549	2244	204.0
Ohio State	266	148	.556	2230	202.7
Iowa	313	189	.604	2206	200.5
Illinois	361	173	.479	2107	191.5
Michigan State	308	200	.649	2076	188.7
Penn State	311	154	.495	1985	180.5
Indiana	273	141	.516	1880	170.9

Scoring Offense

Teams	TD	PAT	FG	Pts	/Game
Penn State (17)	45	43	14	357	32.5
Wisconsin (25)	46	42	5	333	30.3
Ohio State	41	41	12	323	29.4
Michigan	39	36	10	300	27.3
Michigan State	34	32	11	270	24.6
Minnesota	33	28	9	253	23.0
Indiana	28	27	14	237	21.6
Purdue	29	28	6	221	20.1
Iowa	26	21	10	210	19.1
Illinois	23	21	14	204	18.6
Northwestern	22	18	11	185	16.8

Total Defense

Teams	Play	Yards	Avg	TD	/Game
Ohio State (9)	744	3292	4.4	19	299.4
Indiana (10)	747	3336	4.5	18	303.3
Illinois (14)	746	3402	4.6	25	309.3
Michigan (22)	742	3556	4.8	18	323.3
Wisconsin	701	3803	5.4	22	345.7
Penn State	811	3872	4.8	28	352.0
Iowa	795	3896	4.9	29	354.2
Michigan State	670	4110	6.1	33	373.6
Northwestern	748	4125	5.5	44	375.0
Purdue	787	4410	5.6	43	400.9
Minnesota	787	4591	5.8	42	417.4

Rushing Defense

Teams	Att	Yards	Avg	TD	/Game
Michigan (8)	379	1179	3.1	6	107.2
Illinois (10)	444	1265	2.9	9	115.8
Ohio State (11)	409	1275	3.1	6	115.9
Penn State (15)	423	1316	3.1	12	119.6
Wisconsin (19)	371	1351	3.6	9	122.8
Indiana	444	1532	3.5	9	139.3
Michigan State	407	1619	4.0	18	147.1
Minnesota	464	1697	3.7	27	154.3
Northwestern	499	1983	4.0	30	180.3
Iowa	504	2098	4.2	23	190.7
Purdue	518	2168	4.2	19	197.1

Passing Defense

Teams	Att	Comp	Pct.	Yards	Effic.
Iowa (6)	281	143	.481	1687	95.5
Ohio State (18)	335	180	.537	2018	107.0
Indiana (19)	303	164	.541	1804	107.1
Penn State (25)	388	203	.523	2556	109.6
Michigan	363	211	.581	2377	115.1
Minnesota	394	212	.538	2894	118.9
Illinois	302	167	.553	2137	119.9
Wisconsin	330	199	.603	2452	120.4
Michigan State	337	197	.585	2491	128.7
Northwestern	252	153	.607	2142	142.3
Purdue	262	191	.729	2242	163.9

Scoring Defense

Teams	TD	PAT	FG	Pts	/Game
Indiana (7)	18	16	9	152	13.8
Michigan (8)	18	18	9	153	13.9
Ohio State (11)	19	18	13	172	15.6
Wisconsin (15t)	22	21	8	179	16.3
Penn State (24)	28	25	3	202	18.4
Illinois	25	25	11	210	19.1
Iowa	29	27	17	256	23.3
Michigan State	33	31	13	271	24.6
Purdue	43	38	10	326	29.6
Northwestern	44	38	11	335	30.5
Minnesota	42	40	19	351	31.9

(#) indicates NCAA ranking at end of regular season

BIG TEN REVIEW

Rushing

Player	Att	Net	Avg	TD	Yds/G
Moss, WIS (3)	276	1479	5.4	14	134.5
Carter, PSU (11)	155	1026	6.6	7	114.0
Wheatley, MICH (12)	189	1005	5.3	11	111.7
Harris, OSU (21)	234	1109	4.7	9	100.8
Fletcher, WIS	158	932	5.9	9	84.7
Goulbourne, MSU	177	910	5.1	7	82.7
Thomas, MSU	183	832	4.5	9	75.6
Alstott, PUR	153	816	5.3	12	74.2
Archie, PSU	132	766	5.8	6	69.6
Chaney, IND	175	682	3.9	6	68.2

Passing

Player	Pct.	Yards	TD	Int.	Pts.
Bevell, WIS (3)	.691	2294	19	10	161.09
Collins, MICH (15)	.650	2320	16	7	150.25
Eckers, MINN	.578	1564	14	14	130.38
Hoying, OSU	.545	1515	8	8	126.52
Miller, MSU	.649	2076	9	10	124.70
Burmeister, IOWA	.610	2082	10	11	124.62
Williams, NU	.576	2047	11	13	115.27
Paci, IND	.521	1625	7	6	114.66
K. Collins, PSU	.508	1605	13	11	113.09
Johnson, ILL	.470	1688	11	10	102.12

Receiving

Player	Rec.	Yards	Avg.	TD	Yds/G
Douglas, MINN (14t)	60	880	14.7	11	88.0
Galloway, OSU (21)	45	927	20.6	11	84.3
DeRamus, WIS (22)	54	920	17.0	6	83.6
Lewis, IND	49	881	18.0	5	80.1
Engram, PSU	48	873	18.2	13	79.4
Alexander, MICH	35	621	17.7	4	69.0
Gissendaner, NU	58	669	11.5	5	60.8
Jasper, IOWA	34	586	17.2	2	53.3
Coleman, MSU	42	571	13.6	3	51.9
Hill, PUR	35	559	16.0	4	50.8

Scoring

Player	TD	PAT	FG	Pts.	Pts/G
Wheatley, MICH (18t)	13	0	0	72	8.00
Moss, WIS (23t)	14	0	0	84	7.64
Alstott, PUR (23t)	14	0	0	84	7.64
Fayak, PSU	0	40	13	79	7.18

Interceptions

Player	Int.	Yards	Avg.	TD	Int/G
Messenger, WIS (7)	6	41	6.8	0	0.55
Pittman, PSU (15t)	5	40	8.0	0	0.50
Nelson, WIS (18t)	5	120	24.0	0	0.45
Law, MICH (18t)	5	79	15.8	0	0.45
Plate, IOWA (18t)	5	56	11.2	0	0.45
Taylor, OSU (18t)	5	53	10.6	0	0.45
Brown, IND	4	49	12.3	0	0.44
Hunter, MINN	4	117	29.3	0	0.36
Rosga, MINN	4	91	22.6	0	0.36
Gales, WIS	4	28	7.0	0	0.36
Bochna, PSU	4	13	3.3	0	0.36
Patton, ILL	4	13	3.3	0	0.36

Tackles

Player	Solo	Asst	Tot.	TFL	Avg.
Howard, ILL	62	61	123	5/14	11.2
Ostrowski, NU	54	68	122	5/11	11.1
Gelzheiser, PSU	57	56	113	3/18	10.3
Styles, OSU	77	32	109	7/14	9.9
Bennett, NU	49	56	105	2/4	9.6
Thurman, IND	63	38	101	6/12	9.2
Holecek, ILL	64	37	101	7/32	9.2
Dailey, IOWA	64	35	99	2/3	9.0
Williams, NU	45	51	96	4/10	8.7
Hall, PUR	63	22	85	3/5	8.5
Conley, PUR	53	40	93	7/12	8.4
Heath, MINN	37	46	83	9/29	8.3
Irons, MICH	58	33	91	2/2	8.3
Burgess, WIS	53	35	88	10/22	8.0
Powell, OSU	49	37	86	5/26	7.8
Fredrickson, MSU	67	18	85	7/25	7.7
Veit, MINN	42	43	85	7/29	7.7
Hilliard, IOWA	50	34	84	2/3	7.6
Holt, WIS	53	29	82	3/10	7.5
Washington, ILL	57	23	80	6/23	7.3

(#) indicates NCAA ranking at end of regular season

BIG TEN
CONFERENCE™

BIG TEN REVIEW

1993 Final Standings

Team	Overall				Big Ten				Bowl result	Rankings	
	W	L	T	Pct.	W	L	T	Pct.		AP	CNN
Wisconsin	10	1	1	.875	6	1	1	.813	Rose (won)	6th	5th
Ohio State	10	1	1	.875	6	1	1	.813	Holiday (won)	11th	10th
Penn State	10	2	0	.833	6	2	0	.750	Citrus (won)	8th	7th
Indiana	8	4	0	.667	5	3	0	.625	Independence (lost)	—	—
Michigan	8	4	0	.667	5	3	0	.625	Hall of Fame (won)	21st	19th
Illinois	5	6	0	.455	5	3	0	.625	none	—	—
Michigan St.	6	6	0	.500	4	4	0	.500	Liberty (lost)	—	—
Iowa	6	6	0	.500	3	5	0	.375	Alamo (lost)	—	—
Minnesota	4	7	0	.364	3	5	0	.375	none	—	—
Northwestern	2	9	0	.182	0	8	0	.000	none	—	—
Purdue	1	10	0	.091	0	8	0	.000	none	—	—

Media's All-Big Ten Team

Offense

Pos. First team
 QB **Darrell Bevell, WIS**
 RB Tyrone Wheatley, MICH
 RB **Brent Moss, WIS**
 C **Cory Raymer, WIS**
 G Jason Winrow, OSU
 G **Joe Rudolph, WIS**
 T **Joe Panos, WIS**
 T Korey Stringer, OSU
 TE **Michael Roan, WIS**
 WR Joey Galloway, OSU
 WR Bobby Engram, PSU
 K Bill Manolopoulos, IND

Second team
 Jim Miller, MSU
 Raymont Harris, OSU
 Ki-Jana Carter, PSU
 Greg Engel, ILL
 Rob Rogers, MINN
 Joe Marinaro, MICH
 Shane Hannah, MSU
 Matt O'Dwyer, NU
 Kyle Brady, PSU
 Omar Douglas, MINN
Lee DeRamus, WIS
 Tim Williams, OSU

Defense

Pos. First team
 DL Dan Wilkinson, OSU
 DL Simeon Rice, ILL
 DL Mike Wells, IOWA
 DL **Lamark Shackerford, WIS**
 DL Hurvin McCormack, IND
 LB Dana Howard, ILL
 LB Lorenzo Styles, OSU
 LB John Holecek, ILL
 DB Ty Law, MICH
 DB **Jeff Messenger, WIS**
 DB Jimmy Young, PUR
 P Jim DiGuilio, IND

Second team
 Buster Stanley, MICH
 Lou Benfatti, PSU
 Rob Fredrickson, MSU
 Steve Shine, NU
 Jason Simmons, OSU
Yusef Burgess, WIS
 Brian Gelzheiser, PSU
 Charles Beauchamp, IND
 Chico Nelson, OSU
 Derek Bochna, PSU
 Shelly Hammonds, PSU
Reggie Holt, WIS
 Nick Gallery, IOWA

Wisconsin's honorable mention choices:
 Mike Thompson, Mike Verstegen

Coaches' All-Big Ten Team

Offense

Pos. First team
 QB **Darrell Bevell, WIS**
 RB Tyrone Wheatley, MICH
 RB **Brent Moss, WIS**
 C **Cory Raymer, WIS**
 G Jason Winrow, OSU
 G Jeff Hartings, PSU
 T Korey Stringer, OSU
 T **Joe Panos, WIS**
 TE Kyle Brady, PSU
 WR Joey Galloway, OSU
 WR Bobby Engram, PSU
 K Tim Williams, OSU

Second team
 Len Williams, NU
 Ki-Jana Carter, PSU
 Raymont Harris, OSU
 Greg Engel, ILL
Joe Rudolph, WIS
 Matt Purdy, IOWA
 Shane Hannah, MSU
 Jon Runyan, MICH
 Cedric Saunders, OSU
Lee DeRamus, WIS
 Thomas Lewis, IND
 Bill Manolopoulos, IND

Defense

Pos. First team
 DL Dan Wilkinson, OSU
 DL **Lamark Shackerford, WIS**
 DL Simeon Rice, ILL
 DL Tyoka Jackson, PSU
 DL Buster Stanley, MICH
 LB Lorenzo Styles, OSU
 LB Dana Howard, ILL
 LB John Holecek, ILL
 DB Ty Law, MICH
 DB Chico Nelson, OSU
 DB Jimmy Young, PUR
 P Jim DiGuilio, IND

Second team
 Lou Benfatti, PSU
 Jason Simmons, OSU
 Mike Wells, IOWA
 Bernard Whittington, IND
 Larry Blue, IOWA
 Matt Dyson, MICH
 Brian Gelzheiser, PSU
 Charles Beauchamp, IND
 Jarrett Irons, MICH
 Mose Richardson, IND
 Shelly Hammonds, PSU
Jeff Messenger, WIS
 Chris Stapleton, MICH

Wisconsin's honorable mention choices: Yusef Burgess,
 Reggie Holt, Michael Roan, Mike Thompson

AWARDS HONORS

Academic all-Big Ten

Jason Maniecki
Matt Nyquist
Joe Rudolph
Sam Veit

CoSIDA Academic all-District IV

Matt Nyquist

AP all-American

Brent Moss (2nd team)
Joe Panos (2nd team)
Lamark Shackerford (3rd team)

UPI all-American

Brent Moss (2nd team)
Lamark Shackerford (2nd team)
Darrell Bevell (hon. men.)
Lee DeRamus (hon. men.)
Joe Panos (hon. men.)
Cory Raymer (hon. men.)

Football News Fresh. all-American

Bryan Jurewicz (3rd team)

College & Pro News. All-Amer.

Brent Moss (2nd team)

Chicago Tribune Silver Football

(Big Ten Most Valuable Player)
Brent Moss

College Running Back of the Year

(Columbus Touchdown Club)
Brent Moss

Kodak Coach of the Year

(American Football Coaches Assoc.)
Barry Alvarez

Bobby Dodd Coach of the Year

Barry Alvarez

College Sports Magazine Coach of the Year

Barry Alvarez

College & Pro Football News. Coach of the Year

Barry Alvarez

Big Ten Coach of the Year

Barry Alvarez

All-Big Ten (media)

Darrell Bevell (1st team)
Yusef Burgess (2nd team)
Lee DeRamus (2nd team)
Reggie Holt (2nd team)
Jeff Messenger (1st team)
Brent Moss (1st team)
Joe Panos (1st team)
Cory Raymer (1st team)
Michael Roan (1st team)
Joe Rudolph (1st team)
Lamark Shackerford (1st team)
Mike Thompson (hon. men.)
Mike Verstegen (hon. men.)

All-Big Ten (coaches)

Darrell Bevell (1st team)
Yusef Burgess (hon. men.)
Lee DeRamus (2nd team)
Reggie Holt (hon. men.)
Jeff Messenger (2nd team)
Brent Moss (1st team)
Joe Panos (1st team)
Cory Raymer (1st team)
Michael Roan (hon. men.)
Joe Rudolph (2nd team)
Lamark Shackerford (1st team)
Mike Thompson (hon. men.)

Big Ten Off. Player of the Year

Brent Moss

Hula Bowl

Lamark Shackerford

East-West Shrine Bowl

Joe Panos

Senior Bowl

Joe Panos
Mark Montgomery

Rose Bowl MVP

Brent Moss

Athlon's Def. Player of the Week

Mike Thompson vs. Northwestern

Big Ten Off. Player of the Week

Brent Moss vs. Indiana
Darrell Bevell vs. Northwestern
Terrell Fletcher vs. Illinois

Big Ten Def. Player of the Week

Jeff Messenger vs. Nevada

Chicago Tribune Player of the Week

Darrell Bevell vs. Nevada

ESPN Player of the Game

Lamark Shackerford vs. Indiana
Darrell Bevell vs. Purdue

ABC Player of the Game

Brent Moss vs. Ohio State
Michael Roan vs. Illinois

Football News All-Bowl Team

Brent Moss
Joe Panos
Lamark Shackerford

GAME SUMMARIES

UW 35, Nevada 17

Wolf Pack	0	3	0	14	—	17
Badgers	14	0	14	7	—	35

MADISON — The Badgers rolled up 435 yards of total offense, the second-highest total of the Barry Alvarez era, in defeating Nevada 35-17. Quarterback Darrell Bevell tossed a school-record five touchdown passes, and the defense had four interceptions, two by Jeff Messenger. J.C. Dawkins had his first career touchdown reception and finished with three catches for 85 yards.

W — Nyquist 2 pass from Bevell (Hall kick), 11:13
 W — Roan 3 pass from Bevell (Hall kick), 0:21
 Nev — Stamper 19 FG, 12:04
 W — DeRamus 6 pass from Bevell (Hall kick) 11:17
 W — Dawkins 49 pass from Bevell (Hall kick) 2:38
 Nev — Reeves 7 pass from Vargas (Stamper kick) 14:29
 W — Dawkins 16 pass from Bevell (Hall kick) 11:22
 Nev — Crishon 2 run (Stamper kick) 7:18

Team stats	Nev	UW
First downs	23	22
Rushing yards	35-123	48-172
Passes	33-47-4	19-27-1
Passing yards	308	263
Total offense	82-431	75-435
Punts-avg	4-36.0	3-38.7
Fumbles-lost	1-0	0-0
Penalties-yards	6-68	4-34
Possession time	27:49	32:11

Individual leaders

Rushing — Nev: Crishon 20-93, Holmes 10-29; W: Moss 19-74, Fletcher 18-62
 Passing — Nev: Vargas 33-47-4-308; W: Bevell 19-27-1-263
 Receiving — Nev: Reeves 12-142, Stephens 8-90; W: Dawkins 3-85, Montgomery 4-52

UW 24, SMU 16

Badgers	0	0	10	14	—	24
Mustangs	3	10	3	0	—	16

DALLAS — Brent Moss rushed for 181 yards as the Badgers rallied from a 13-point second-half deficit to beat the Mustangs. It was Wisconsin's first non-conference road victory since defeating Wyoming 41-17 in 1985. Lee DeRamus added 112 yards receiving on seven catches. Yusef Burgess had five tackles (three for losses), a fumble recovery and his first career interception for the Badgers.

SMU — Stewart 30 FG, 3:18
 SMU — Stewart 30 FG, 14:04
 SMU — Whitmore 15 pass from Flanigan (Stewart kick), 10:08
 W — Hall 44 FG, 10:09
 SMU — Stewart 41 FG, 6:09
 W — Moss 1 run (Hall kick), 0:05
 W — Dawkins 25 pass from Bevell (Hall kick), 6:28
 W — Fletcher 1 run (Hall kick), 0:51

Team stats	UW	SMU
First downs	23	18
Rushing yards	52-244	29-141
Passes	18-26-1	19-37-2
Passing yards	198	233
Total offense	78-442	66-374
Punts-avg	5-42.0	6-43.0
Fumbles-lost	1-1	2-1
Penalties-yards	3-35	6-57
Possession time	36:02	23:58

Individual leaders

Rushing — W: Moss 27-181, Fletcher 18-71; SMU: Shepard 12-77, Flanigan 13-55
 Passing — W: Bevell 18-26-1-198; SMU: Flanigan 15-27-2-192, Eldred 4-10-0-41
 Receiving — W: DeRamus 7-112, Roan 5-48; SMU: Berry 9-115, Whitmore 3-45

UW 28, Iowa State 7

Cyclones	0	0	0	7	—	7
Badgers	14	7	7	0	—	28

MADISON — Wisconsin gained 448 total yards and got 105 rushing yards and three touchdowns from Brent Moss in a 28-7 victory over Iowa State. Terrell Fletcher also ran for 124 yards. The Badger defense surrendered just 225 total yards and had a shutout until Jim Knott scored on a one-yard run on the last play of the game.

W — Moss 10 run (Hall kick), 10:48
 W — Moss 4 run (Hall kick), 6:44
 W — DeRamus 3 pass from Bevell (Hall kick), 0:27
 W — Moss 1 run (Hall kick), 10:22
 ISU — Knott 1 run (Stewart kick), 0:00

Team stats	ISU	UW
First downs	11	25
Rushing yards	39-137	48-252
Passes	9-15-1	15-21-0
Passing yards	88	196
Total offense	54-225	69-448
Punts-avg	6-35.5	2-38.5
Fumbles-lost	2-0	2-2
Penalties-yards	8-53	6-53
Possession time	27:33	32:27

Individual leaders

Rushing — ISU: Doxzon 13-59, Knott 5-33; W: Fletcher 19-124, Moss 21-105
 Passing — ISU: Utter 6-9-1-47, Doxzon 3-6-0-41; W: Bevell 15-21-0-196
 Receiving — ISU: Branch 2-36, Hughes 2-18; W: DeRamus 6-88, Roan 3-38

GAME SUMMARIES

UW 27, Indiana 15

Badgers	13	7	0	7	—	27
Hoosiers	2	0	13	0	—	15

BLOOMINGTON — The Badgers pounded out 477 total yards against the nation's No. 6-rated defense and beat Indiana 27-15. Brent Moss rushed for 198 yards and a touchdown, and Terrell Fletcher ran for 99 yards, including a career-long 57-yard score. Scott Nelson forced and recovered a fumble to end an IU drive when the Hoosiers were moving in for the go-ahead touchdown.

W — Moss 1 run (kick failed), 2:57
 IU — Brown 58 blocked extra point return, 2:57
 W — Fletcher 57 run (Hall kick), 9:38
 W — Bevell 1 run (Hall kick), 10:37
 IU — K. Williams 1 run (Manolopoulos kick), 2:58
 IU — Paci 2 run (pass failed), 6:50
 W — Nyquist 4 pass from Bevell (Hall kick), 5:45

Team stats	UW	IU
First downs	20	15
Rushing yards	56-354	35-101
Passes	5-15-2	15-30-0
Passing yards	123	186
Total offense	71-477	65-287
Punts-avg	5-38.2	9-40.4
Fumbles-lost	2-1	2-2
Penalties-yards	3-33	5-22
Possession time	32:30	27:30

Individual leaders

Rushing — W: Moss 32-198, Fletcher 10-99; IU: Chaney 12-61, Glover 10-34
 Passing — W: Bevell 5-15-2-123; IU: Paci 15-30-0-186
 Receiving — W: DeRamus 3-116; IU: Lewis 6-102, Baety 5-47

UW 53, Northwestern 14

Wildcats	0	14	0	0	—	14
Badgers	7	20	19	7	—	53

MADISON — Wisconsin got a record-setting performance from QB Darrell Bevell and a school-record seven rushing TDs in trouncing Northwestern 53-14. Bevell completed 17 of 18 passes to set a Big Ten record for completion percentage (.944). Brent Moss (125 yards) and Terrell Fletcher (106) had two and three TDs respectively. Mike Thompson paced the defense with five QB sacks.

W — Moss 2 run (Hall kick), 4:49
 W — Fletcher 4 run (Hall kick), 14:57
 N — Gissendaner 27 pass from Williams (Valenzisi kick), 11:14
 W — Montgomery 8 run (Hall kick), 7:20
 N — Gissendaner 9 pass from Williams (Valenzisi kick), 2:35
 W — DeRamus 23 pass from Bevell (kick failed), 1:27
 W — Moss 23 run (pass failed), 11:48
 W — Fletcher 1 run (Hall kick), 9:35
 W — Fletcher 6 run (kick failed), 3:57
 W — McCullough 1 run (Schnetzky kick), 9:53

Team stats	NU	UW
First downs	20	28
Rushing yards	35-77	55-315
Passes	21-31-3	18-19-0
Passing yards	256	218
Total offense	66-333	74-533
Punts-avg	3-40.3	0-0.0
Fumbles-lost	1-0	3-2
Penalties-yards	8-51	4-35
Possession time	29:15	30:45

Individual leaders

Rushing — N: Robinson 13-36, Wright 6-23; W: Moss 15-125, Fletcher 22-106
 Passing — N: Williams 19-26-2-221, Schnur 2-5-1-35; W: Bevell 17-18-0-207
 Receiving — N: Gissendaner 9-98, Senters 3-55, Morris 4-42; W: Dawkins 7-80, DeRamus 2-44

UW 42, Purdue 28

Badgers	7	14	14	7	—	42
Boilers	0	0	7	21	—	28

WEST LAFAYETTE — The Badgers tied a school record with five TD passes, four by Darrell Bevell, in a 42-28 victory over Purdue. Wisconsin led 35-0 and had outgained Purdue 330 yards to 90 before the Boilermakers scored 28 of the final 35 points. Bevell completed 15 of 20 passes for 204 yards before leaving the game in the third quarter. Brent Moss rushed for 139 yards and a TD on 29 carries.

W — Moss 1 run (Hall kick), 1:16
 W — Jackson 30 pass from Bevell (Hall kick), 6:16
 W — Fletcher 8 pass from Bevell (Hall kick), 0:36
 W — Montgomery 19 pass from Bevell (Hall kick), 12:19
 W — Nyquist 7 pass from Bevell (Hall kick), 10:53
 P — Ross 11 pass from Trefzger (Bobich kick), 7:50
 P — Olivadotti 43 pass from Trefzger (kick failed), 14:33
 W — Nyquist 14 pass from Macias (Hall kick), 11:30
 P — Alstott 5 run (Trefzger pass), 9:56
 P — Alstott 8 run (Bobich kick), 1:12

Team stats	UW	PU
First downs	29	20
Rushing yards	61-201	35-143
Passes	18-26-0	16-24-1
Passing yards	256	239
Total offense	87-457	59-382
Punts-avg	3-34.0	4-39.8
Fumbles-lost	2-0	1-1
Penalties-yards	5-37	4-25
Possession time	38:58	21:02

Individual leaders

Rushing — W: Moss 29-139, Fletcher 14-40; P: Alstott 12-87, Rogers 13-55
 Passing — W: Bevell 15-20-0-204, Macias 3-6-0-52; P: Trefzger 14-19-0-218, Pike 2-5-1-21
 Receiving — W: DeRamus 3-50, Montgomery 3-46, Dawkins 3-36; P: Hill 4-54, Rogers 3-45, Ross 3-40

GAME SUMMARIES

Minnesota 28, UW 21

Badgers	0	0	14	7	—	21
Gophers	7	14	0	7	—	28

MINNEAPOLIS — Wisconsin rallied from a 21-point halftime deficit, but fell short in a 28-21 loss at Minnesota. The Badgers gained 605 yards of total offense, including a school-record 423 passing yards by Darrell Bevell, but six turnovers plagued their effort. Wisconsin's final drive stalled at the Minnesota 32-yard line after four incomplete passes.

- M — Darkins 39 run (Chalberg kick), 8:06
- M — Rios 27 pass from Eckers (Chalberg kick), 14:26
- M — Rosga 55 interception return (Chalberg kick), 5:05
- W — Moss 3 run (Hall kick), 10:45
- W — Moss 15 run (Hall kick), 3:07
- M — Darkins 2 run (Chalberg kick), 9:41
- W — Dawkins 16 pass from Bevell (Hall kick), 6:01

Team stats	UW	UM
First downs	36	16
Rushing yards	42-182	35-118
Passes	31-48-5	17-30-4
Passing yards	423	267
Total offense	90-605	65-385
Punts-avg	3-29.3	6-32.5
Fumbles-lost	1-1	1-1
Penalties-yards	7-42	8-58
Possession time	34:15	25:45

Individual leaders

Rushing — W: Moss 27-130, Fletcher 8-43; M: Darkins 17-83, Carter 14-39
 Passing — W: Bevell 31-48-5-423; M: Eckers 17-30-4-267
 Receiving — W: DeRamus 9-156, Dawkins 9-131; M: Early 3-98, Douglas 5-51

UW 13, Michigan 10

Wolverines	0	3	7	0	—	10
Badgers	3	10	0	0	—	13

MADISON — Brent Moss rushed for more than 100 yards for the seventh game in a row, and walk-on Rick Schnetzky kicked two field goals as Wisconsin beat Michigan 13-10 for the Badgers' first win over the Wolverines since 1981. Wisconsin's defense stopped Michigan's final try on fourth down from the Badger 28-yard line. The UW offense controlled the ball for the final 5:14 to secure the win.

- W — Schnetzky 25 FG, 6:07
- W — Schnetzky 26 FG, 8:34
- M — Elezovic 22 FG, 2:39
- W — Fletcher 12 run (Schnetzky kick), 0:38
- M — Alexander 7 pass from Collins (Elezovic kick), 2:06

Team stats	UM	UW
First downs	20	24
Rushing yards	32-111	48-225
Passes	21-31-2	15-22-0
Passing yards	248	118
Total offense	63-359	70-343
Punts-avg	2-52.0	4-37.0
Fumbles-lost	1-1	0-0
Penalties-yards	6-59	2-13
Possession time	26:53	33:07

Individual leaders

Rushing — M: Davis 16-69, Powers 7-34; W: Moss 26-128, Fletcher 9-78
 Passing — M: Collins 21-31-2-248; W: Bevell 15-22-0-118
 Receiving — M: Toomer 6-112, Smith 5-56; W: DeRamus 3-32, Dawkins 4-27

UW 14, Ohio State 14

Buckeyes	7	0	0	7	—	14
Badgers	0	7	7	0	—	14

MADISON — Wisconsin drove 65 yards on its final series before Rick Schnetzky's 33-yard game-winning field goal attempt was blocked by Marlon Kerner as the Badgers tied No. 3-ranked Ohio State, 14-14. Brent Moss set a Badger record with his eighth consecutive 100-yard rushing game. It was Wisconsin's first tie (a 10-10 deadlock vs. Iowa in 1984) in 102 games.

- OSU — Harris 3 run (Williams kick), 7:12
- W — DeRamus 8 pass from Bevell (Schnetzky kick), 3:51
- W — Moss 3 run (Schnetzky kick), 7:17
- OSU — Galloway 26 pass from Powers (Williams kick), 3:48

Team stats	OSU	UW
First downs	21	17
Rushing yards	34-128	48-227
Passes	17-33-3	11-18-1
Passing yards	290	105
Total offense	67-418	66-332
Punts-avg	5-34.2	6-37.8
Fumbles-lost	1-0	2-2
Penalties-yards	8-54	2-10
Possession time	27:31	32:29

Individual leaders

Rushing — OSU: Harris 19-99, By'not'e 8-41; W: Moss 25-129, Fletcher 12-58
 Passing — OSU: Hoying 12-22-2-177, Powers 5-11-1-113; W: Bevell 11-18-1-105
 Receiving — OSU: Galloway 6-150, Sanders 4-62; W: DeRamus 4-55

Badger GAME SUMMARIES

UW 35, Illinois 10

Badgers	7	14	7	7	—	35
Illini	0	3	7	0	—	10

CHAMPAIGN — The Badgers' ground game posted 301 yards against the nation's fourth-ranked rushing defense en route to a 35-10 victory at Illinois. Terrell Fletcher (139) and Brent Moss (124) both gained more than 100 yards rushing for the third time. Darrell Bevell completed 17 of 22 passes for three touchdowns, including two to TE Michael Roan. It was Wisconsin's first win at Champaign since 1970.

W — Moss 1 run (Schnetzky kick), 4:21
 I — Richardson 35 FG, 14:02
 W — Roan 24 pass from Bevell (Schnetzky kick), 9:19
 W — Fletcher 6 run (Schnetzky kick), 4:29
 I — Bocked punt returned by Morris (Richardson kick), 13:37
 W — Roan 23 pass from Bevell (Schnetzky kick), 9:57
 W — DeRamus 2 pass from Bevell (Schnetzky kick), 5:39

Team stats	UW	UI
First downs	26	13
Rushing yards	54-301	25-106
Passes	17-22-0	12-27-0
Passing yards	222	121
Total offense	76-523	52-227
Punts-avg	3-23.0	5-44.2
Fumbles-lost	0-0	1-0
Penalties-yards	3-13	0-0
Possession time	37:46	22:14

Individual leaders

Rushing — W: Fletcher 18-139, Moss 27-124; I: Platt 10-74, Douthard 11-32
 Passing — W: Bevell 17-22-0-222; I: Johnson 12-27-0-121
 Receiving — W: DeRamus 8-125, Roan 4-65; I: Douthard 4-47

UW 41, Michigan State 20

Spartans	7	0	3	10	—	20
Badgers	3	21	3	14	—	41

TOKYO — Wisconsin clinched its first Big Ten championship and Rose Bowl berth in 31 years with a 41-20 win over Michigan State in the 18th annual Coca-Cola Bowl. Brent Moss (147 yards rushing) and Terrell Fletcher (112) paced the UW offense, which gained 521 yards, with two touchdowns each. Fletcher and safety Scott Nelson (one interception) were named the offensive and defensive players of the game.

W — Schnetzky 34 FG, 9:47
 MSU — Coleman 33 pass from Miller (Stoyanovich kick), 3:50
 W — Fletcher 1 run (Schnetzky kick), 9:21
 W — Fletcher 40 run (Schnetzky kick), 7:12
 W — Moss 3 run (Schnetzky kick), 1:15
 MSU — Stoyanovich 26 FG, 10:07
 W — Schnetzky 27 FG, 5:17
 MSU — Goulbourne 2 run (Stoyanovich kick), 14:15
 W — DeRamus 7 pass from Bevell (Schnetzky kick), 11:00
 MSU — Stoyanovich 33 FG, 8:15
 W — Moss 1 run (Schnetzky kick), 3:47

Team stats	MSU	UW
First downs	21	27
Rushing yards	37-166	45-286
Passes	19-25-2	14-19-0
Passing yards	216	235
Total offense	62-382	64-521
Punts-avg	3-45.3	0-0
Fumbles-lost	0-0	1-0
Penalties-yards	6-59	2-27
Possession time	28:44	31:16

Individual leaders

Rushing — MSU: Goulbourne 16-90; W: Moss 28-147, Fletcher 10-112
 Passing — MSU: Miller 19-25-2-216; W: Bevell 14-19-0-235
 Receiving — MSU: Coleman 4-86, S. Greene 5-64; W: DeRamus 5-96, Roan 4-52

UW 21, UCLA 16

Bruins	3	0	0	13	—	16
Badgers	7	7	0	7	—	21

PASADENA — Brent Moss scored two TDs, and the Wisconsin defense made a late stand as the Badgers held on for a 21-16 Rose Bowl win over UCLA. Moss gained 158 yards on the way to game MVP honors, but it was Darrell Bevell's unlikely 21-yard run that provided the game-winning points. UCLA was driving for the lead score, but Wayne Cook was tackled at the Badger 15-yard line and the Bruins watched helplessly as the clock ran out. More than 70,000 red-clad fans attended Wisconsin's first-ever Rose Bowl victory.

UCLA — Merten 27 FG, 4:16
 W — Moss 3 run (Schnetzky kick), 0:11
 W — Moss 1 run (Schnetzky kick), 5:04
 UCLA — Davis 12 run (Merten kick), 14:08
 W — Bevell 21 run (Schnetzky kick), 10:52
 UCLA — Nguyen 5 pass from Cook (pass failed), 3:38

Team stats	UCLA	UW
First downs	31	21
Rushing yards	40-212	46-250
Passes	28-43-1	10-20-1
Passing yards	288	96
Total offense	83-500	66-346
Punts-avg	2-35.0	6-38.2
Fumbles-lost	5-5	2-0
Penalties-yards	9-95	12-89
Possession time	29:03	30:57


Individual leaders

Rushing — UCLA: Davis 13-88, Hicks 8-67; W: Moss 36-158, Fletcher 7-64
 Passing — UCLA: Cook 28-43-1-288; W: Bevell 10-20-1-96
 Receiving — UCLA: Stokes 14-176; W: Dawkins 4-33, Fletcher 2-29


1994 ROSE BOWL




Rose Bowl MVP Brent Moss rushed for a game-high 158 yards and two touchdowns vs. UCLA.




Darrell Bevell celebrates after scoring the game-winning TD. Captain Joe Panos and Vince Zullo (87) share in the excitement.



A pre-game pep rally in downtown Los Angeles drew a crowd of thousands to cheer on the Badgers.



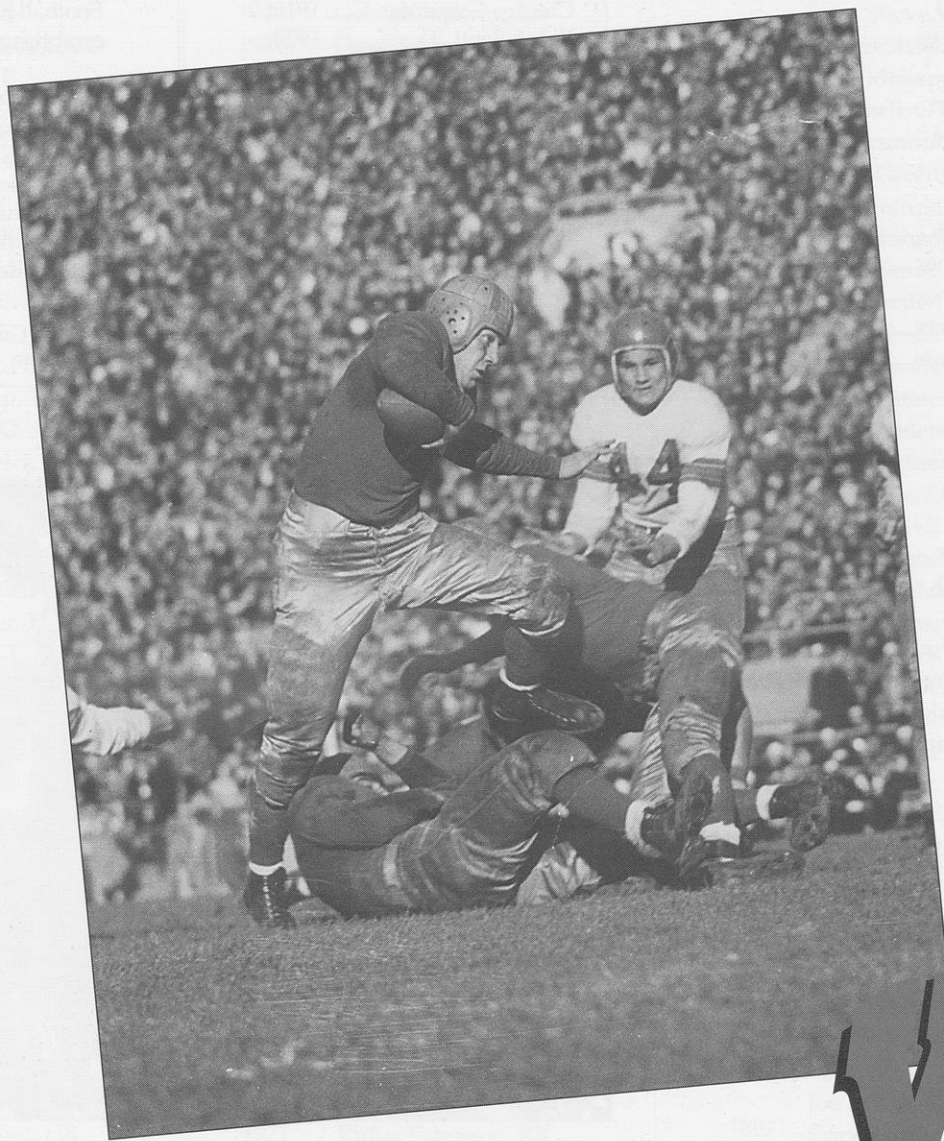
Director of Athletics Pat Richter thanks the crowd for its continued support at a "welcome home" rally after the school's first Rose Bowl victory.



ABC's Lynn Swann interviews Barry Alvarez after the Badgers' 21-16 win over UCLA.

Badger

HONORS



■ All-Americans (110) ■ All-Big Ten (111) ■ NFL Draft (112-14) ■ Captains (115) ■ Team Awards (116) ■ Academics (117-18) ■ Heisman Trophy (119) ■ All-Star Games (120-21) ■ Lettermen (122-29) ■ Retired Numbers (130) ■ All-Time Team (131) ■ Silver Trophy (132)

ALL-AMERICANS

Only first-team all-Americans are listed below

Quarterback (1)

Earl Girard 1944

Fullbacks (4)

Howard Weiss 1938
 Pat Harder 1942
 Alan Ameche 1953
 Alan Ameche 1954

Ends (8)

Frank Weston 1920
 Dave Schreiner 1941
 Dave Schreiner 1942
 Harold Faverty 1951
 Pat O'Donahue 1951
 Don Voss 1952
 Pat Richter 1961
 Pat Richter 1962

Tackles (9)

Robert Butler 1912
 Howard Buck 1915
 Ralph Scott 1920
 Marty Below 1923
 Milo Lubratovich 1930
 Dave Suminski 1952
 Dan Lanphear 1959
 Dennis Lick 1975
 Paul Gruber 1987

Guards (2)

Ray Keeler 1913
 Arlie Mucks 1914

Center (1)

Charles Carpenter 1919

Noseguard (1)

Tim Krumrie 1981

Defensive Backs (4)

Ed Withers 1950
 Matt VandenBoom 1981
 Richard Johnson 1984
 Troy Vincent 1991

Consensus All-Americans


Robert Butler, T 1912
 Ray Keeler, G 1913
 Howard Buck, T 1915
 Charles Carpenter, C 1919
 Ralph Scott, T 1920
 Marty Below, T 1923
 Milo Lubratovich, T 1930
 Dave Schreiner, E 1942
 Alan Ameche, FB 1954
 Dan Lanphear, T 1959
 Pat Richter, E 1962
 Dennis Lick, OT 1975
 Tim Krumrie, NG 1981

College Football Hall of Fame

Seven Wisconsin players have been elected to the College Football Hall of Fame since its establishment in 1955.

Pat O'Dea 1899
 Robert Butler 1912
 Marty Below 1923
 Pat Harder 1942
 Dave Schreiner 1942
 Elroy Hirsch 1943
 Alan Ameche 1954

Source: Official 1993 NCAA Football Guide



Lamarck Shackerford made all-America teams by United Press International (2nd team) and Associated Press (3rd) for the 1994 Rose Bowl champion Badgers.

ALL-BIG TEN

1906	Ewald Stiehm, C		Greg Kabat, G		Mike Webster, C	
1907	John Messmer, G		1931	Greg Kabat, G	1974	Dennis Lick, OT
1908	John Messmer, G		1932	Greg Kabat, G		Billy Marek, RB
	Harlan Rogers, E		1938	Jack Murray, C		Jack Novak, E
	Oscar Ostoff, T			Howard Weiss, FB	1975	Dennis Lick, OT
	Jack Wilce, FB		1939	George Paskvan, FB		Billy Marek, RB
1909	James Dean, E		1940	George Paskvan, FB		Terry Stieve, OT
	William Mackmiller, G		1941	Dave Schreiner, E	1977	Dennis Stejskal, DE
1910	James Dean, E			"Pat" Harder, HB/FB	1979	Dave Mohapp, FB
1911	Ed Hoeffel, E		1942	Dave Schreiner, E		Ray Snell, OT
	R.E. Branstad, T			"Pat" Harder, HB/FB	1980	Tim Krumrie, NG
	A.L. Buser, T			Fred Negus, C	1981	David Greenwood, DB
	H.S. Ofstie, E			Elroy Hirsch, HB		Tim Krumrie, NG
	John Moll, QB		1945	Clarence Esser, T		Dave Mohapp, FB
	Al Tandberg, FB		1947	Bob Wilson, C/E		Darryl Sims, DT
1912	Ed Hoeffel, E		1949	Bob Wilson, C/E		Matt VandenBoom, DB
	H.S. Ofstie, E		1951	John Coatta, QB	1982	David Greenwood, DB
	Al Tandberg, FB		1952	Alan Ameche, B		Tim Krumrie, NG
	Edward Samp, T			Dave Suminski, T		Darryl Sims, DT
	Max Gelein, G			Bob Kennedy, G		Matt VandenBoom, DB
	"Tubby" Keeler, G			George O'Brien, G		Bob Winckler, OT
	"Butts" Butler, T		1953	Alan Ameche, B	1983	Jim Melka, LB
	Edmund Gillette, QB			George O'Brien, G		Al Toon, WR
	John VanRiper, HB		1954	Alan Ameche, B	1984	Jeff Dellenbach, OT
1913	"Tubby" Keeler, G			Gary Messner, G		Richard Johnson, DB
	"Butts" Butler, T			George O'Brien, G		Darryl Sims, DT
1914	"Cub" Buck, T		1958	Jerry Stalcup, G		Al Toon, WR
1915	"Cub" Buck, T			Dick Teteak, C	1985	Bob Landsee, OG
	Dow Byers, HB		1959	Dale Hackbart, B	1986	Michael Reid, LB
1916	Paul Meyers, E			Dan Lanphear, T		Nate Odomes, DB
1917	W.M. Kelly, E			Jerry Stalcup, G	1987	Paul Gruber, OT
	Eber Simpson, QB		1961	Pat Richter, E	1990	Don Davey, DT
1919	Paul Meyers, E		1962	Pat Richter, E	1991	Troy Vincent, DB
1920	"Red" Weston, E			Ron VanderKelen, QB	1992	Chuck Belin, OG
1921	"Rowdy" Elliott, HB		1963	Louis Holland, LB		Gary Casper, LB
1922	Marty Below, T		1966	Bob Richter, LB		Lamark Shackerford, NG
	Gustaf Tebell, E		1967	Ken Criter, LB		Rich Thompson, K
	Rollie Williams, QB			Tom Domres, T	1993	Darrell Bevell, QB
1923	Marty Below, T		1968	Ken Criter, LB		Jeff Messenger, CB
	Merrill Taft, FB		1970	Bill Gregory, E		Brent Moss, RB
1925	Doyle Hamilton, HB			Chuck Winfrey, LB		Joe Panos, OT
1927	"Toad" Crofoot, HB		1971	Rufus Ferguson, RB		Cory Raymer, C
1928	Rube Wagner, T		1972	Rufus Ferguson, RB		Michael Roan, TE
1929	John Parks, G			Dave Lokanc, LB		Joe Rudolph, OG
1930	Milo Lubratovich, T		1973	Billy Marek, RB		Lamark Shackerford, NG

Only first-team all-Big Ten selections are listed above. Source: Big Ten Office

NFL DRAFT

Following is a list of Badgers drafted to play professional football. The National Football League has recorded its draft since 1935. The following list was provided by the NFL.

1937 NFL draft

- 1 Ed Jankowski, Green Bay
- 6 John Golemeske, Brooklyn

1939 NFL draft

- 2 Howard Weiss, Detroit
- 3 Lynn Hoveland, Green Bay
- 8 Vince Gavre, Green Bay

- 22 Bob Baumann, Chi. Bears
- 24 George Makris, Green Bay
- 28 Bob Ray, Green Bay

1944 NFL draft

- 1 Pat Harder, Chi. Cardinals
- 11 Bob Hanzlik, Philadelphia
- 27 Pat Boyle, Chi. Bears
- 30 Len Seeliger, Pittsburgh

1945 NFL draft

- 1 Elroy Hirsch, Cleveland
- 5 Jack Mead, N.Y. Giants
- 7 Fred Negus, Cleveland

- 10 Bob Rennebohm, Green Bay

1948 AAFC draft

- 21 Dick Loepfe, San Francisco
- 25 Bob Rennebohm, Buffalo
- 27 Earl Girard, N.Y. Yankees
- 28 Ben Bendrick, Baltimore

1949 NFL draft

- 4 Ben Bendrick, Chi. Bears
- 15 Hal Faverty, Chi. Bears

1949 AAFC draft

- 11 Ben Bendrick, N.Y. Yankees
- 13 Clarence Self, Cleveland

1950 NFL draft

- 4 Bob Wilson, Cleveland
- 13 Joe Kelly, N.Y. Giants
- 17 Hal Otterback, Green Bay
- 21 Gene Evans, Green Bay

1951 NFL draft

- 15 John Simcic, Chi. Cardinals
- 20 Bill Albright, N.Y. Giants
- 27 Bob Radcliffe, Pittsburgh
- 27 Ken Huxhold, Chi. Cardinals
- 30 Ed Withers, Green Bay

1952 NFL draft

- 4 Marion Campbell, San Francisco
- 5 Pat O'Donahue, San Francisco
- 8 Jerry Smith, San Francisco
- 9 Deral Teteak, Green Bay
- 10 Jim Hammond, Texas
- 16 John Coatta, Green Bay
- 19 Gene Felker, Texas

1953 NFL draft

- 6 Bob Kennedy, Green Bay
- 10 Charley Berndt, Chi. Cardinals
- 14 Harland Carl, Chi. Bears
- 15 Dave Suminski, Washington

1954 NFL draft

- 12 Wendell Gulseth, N.Y. Giants
- 13 Roger Dornburg, Washington
- 19 Jerry Witt, Washington
- 30 Jim Haluska, Chicago Bears

Badgers on 1993 NFL opening-day rosters			
Player	Pos.	NFL Exp.	1993 team
Jeff Dellenbach	OL	9 years	Miami
Don Davey	DT	3 years	Green Bay
Rick Graf	LB	7 years	Houston
Paul Gruber	OL	6 years	Tampa Bay
Tim Krumrie	DL	11 years	Cincinnati
Nate Odomes	DB	7 years	Buffalo
Rafael Robinson	DB	2 years	Seattle
Dan Turk	OL	8 years	L.A. Raiders
Troy Vincent	DB	2 years	Miami
<i>Practice Squad</i>			
Chuck Belin	OL	Rookie	L.A. Rams
Lionel Crawford	WR	Rookie	Green Bay

- 14 Roy Bellin, Green Bay

1940 NFL draft

- 6 Jack Murray, Brooklyn

1941 NFL draft

- 1 George Paskvan, Green Bay
- 17 Fred Gage, Detroit

1942 NFL draft

- 9 Tom Farris, Green Bay

1943 NFL draft

- 2 Dave Schreiner, Detroit
- 12 Paul Hirshbrunner, Chi. Cards
- 17 Pat Lyons, Chi. Bears
- 19 Lloyd Wasserbach, Green Bay
- 20 Mark Hoskins, Green Bay

- 13 Jack Wink, N.Y. Giants
- 19 Ken Currier, Detroit
- 27 Frank Lopp, Detroit

1946 NFL draft

- 10 Rex John, Boston
- 11 Dick Loepfe, Chi. Cardinals

1947 NFL draft

- 1 Don Kindt, Chi. Bears
- 13 George Fuchs, L.A. Rams
- 15 Wally Dreyer, Chi. Bears
- 18 Clarence Esser, Chi. Cardinals
- 26 Earl Maves, Detroit

1948 NFL draft

- 1 Earl Girard, Green Bay
- 10 Clarence Self, Chi. Cardinals


NFL DRAFT

1955 NFL draft

- 1 Alan Ameche, Baltimore
- 2 Jim Temp, Green Bay
- 6 Norm Amundsen, Green Bay
- 6 Ron Locklin, N.Y. Giants
- 12 Clarence Bratt, Chi. Bears
- 21 Jerry Cvangros, L.A. Rams
- 27 Bob Gingrass, Philadelphia

1956 NFL draft

- 7 Bob Konovsky, Chi. Cardinals
- 14 Charlie Thomas, Green Bay
- 16 Wells Gray, Washington



- 27 Dick Kolian, Green Bay
- 28 Jim Miller, Chi. Cardinals

1957 NFL draft

- 12 Glenn Bestor, Green Bay
- 27 Marty Booher, Green Bay

1958 NFL draft

- 6 Danny Lewis, Detroit
- 11 Rocco Cinelli, Chi. Bears
- 11 Sid Williams, N.Y. Giants

1959 NFL draft

- 10 Bob Zeman, Cleveland
- 15 Dick Teteak, Green Bay
- 19 Dave Kocourek, Pittsburgh
- 21 Jim Fraser, Cleveland
- 27 Lowell Jenkins, Philadelphia

1960 NFL draft

- 5 Dale Hackbart, Green Bay
- 6 Jerry Stalcup, L.A. Rams
- 8 Dan Lanphear, Pittsburgh
- 16 Jim Heinecke, San Francisco
- 20 Bob Nelson, Cleveland

1960 AFL draft

- 1 Dale Hackbart, Minneapolis
- 1 Jim Heinecke, Dallas
- 1 Bob Nelson, Dallas
- 1 Jerry Stalcup, Minneapolis
- 1 Bob Zeman, L.A. Chargers
- Alt. Bob Nelson, Oakland

1961 NFL draft

- 3 Ron Miller, L.A. Rams
- 16 Tom Wiesner, Baltimore
- Exp. Jerry Stalcup, Minnesota

1961 AFL draft

- 21 Ron Miller, Houston
- 27 Terry Huxhold, Boston

1962 NFL draft

- 7 Jim Bakken, L.A. Rams
- 17 Ron Staley, Minnesota

1963 NFL draft

- 1 Pat Richter, Washington
- 7 Gary Kroner, Green Bay

1963 AFL draft

- 10 Pat Richter, Denver
- 19 Gary Kroner, N.Y. Titans
- 21 Ron Vander Kelen, N.Y. Titans
- 25 Ron Carlson, Buffalo

1964 NFL draft

- 3 Roger Pillath, Buffalo
- 6 Jimmy Jones, Chi. Bears
- 8 Ken Bowman, Green Bay
- 8 Bob Johnson, St. Louis

1964 AFL draft

- 7 Roger Pillath, Buffalo
- 10 Ken Bowman, N.Y. Jets
- 25 Jimmy Jones, Denver

1965 NFL draft

- 7 Roger Jacobazzi, Green Bay


- 8 Al Piraino, Philadelphia
- 16 Carl Silvestri, St. Louis
- 17 Fred Reichardt, Baltimore
- 20 Ralph Kurek, Chi. Bears

1965 AFL draft

- 8 Jon Hohman, Denver
- 11 Al Piraino, Kansas City

1966 NFL draft

- 10 Tom Brigham, Detroit
- 13 Bill Maselter, Detroit
- Exp. Danny Lewis, Atlanta



- Exp. Carl Silvestri, Atlanta
- Exp. Ron Smith, Atlanta

1966 AFL draft

- 14 Mike London, San Diego
- Exp. Dave Kocourek, Miami

1968 NFL draft

- 10 Tom Domres, Houston
- 12 Sam Wheeler, Pittsburgh

1969 NFL draft

- 9 Lynn Buss, Philadelphia
- 10 Tom McCauley, Minnesota

1970 NFL draft

- 8 Mike McClish, Houston

NFL DRAFT

- 10 Joe Dawkins, Houston
- 10 Stu Voigt, Minnesota

1971 NFL draft

- 3 Bill Gregory, Dallas
- 13 Dan Crooks, Atlanta

1972 NFL draft

- 7 Lance Moon, Atlanta
- 9 Greg Johnson, Miami
- 11 Elbert Walker, Kansas City
- 12 Larry Mialik, Atlanta
- 14 Alan Thompson, Dallas
- 16 Neil Graff, Minnesota
- 16 Neovia Greyer, N.Y. Giants
- 16 Al Hannah, Miami

First-round NFL draft picks

Year	Player (Team)
1937	Ed Jankowski (Green Bay)
1941	George Paskvan (Green Bay)
1944	Pat Harder (Chi. Cardinals)
1945	Elroy Hirsch (Cleveland)
1947	Don Kindt (Chi. Bears)
1948	Earl Girard (Green Bay)
1955	Alan Ameche (Baltimore)
1961	Pat Richter (Washington)
1976	Dennis Lick (Chicago Bears)
1980	Ray Snell (Tampa Bay)
1985	Al Toon (New York Jets)
1985	Richard Johnson (Houston)
1985	Darryl Sims (Pittsburgh)
1988	Paul Gruber (Tampa Bay)
1991	Troy Vincent (Miami)

1973 NFL draft

- 12 Robert Storck, L.A. Rams
- 16 Rufus Ferguson, Atlanta

1974 NFL draft

- 5 Mike Webster, Pittsburgh
- 13 Mike Seifert, Cleveland

1975 NFL draft

- 12 Jack Novak, Cincinnati

1976 NFL draft

- 1 Dennis Lick, Chi. Bears
- 5 Steve Wagner, Minnesota

- 6 Terry Stieve, New Orleans
- 14 John Reimer, Houston
- Exp. Neil Graff, Seattle

1977 NFL draft

- 10 John Rasmussen, New England

1979 NFL draft

- 2 Lawrence Johnson, Cleveland
- 6 Ira Matthews, Oakland

1980 NFL draft

- 1 Ray Snell, Tampa Bay
- 3 Ray Sydnor, Pittsburgh
- 6 Tom Schremp, N.Y. Jets

1981 NFL draft

- 6 Dave Ahrens, St. Louis

1982 NFL draft

- 5 Von Mansfield, Atlanta
- 8 Jerry Doerger, Chi. Bears
- 11 Guy Boliaux, Chi. Bears
- 12 Dave Levenick, Atlanta

1983 NFL draft

- 5 Matt VandenBoom, Buffalo
- 6 Bob Winckler, Washington
- 6 Tim Stracka, Cleveland
- 8 David Greenwood, New Orleans
- 10 Tim Krumrie, Cincinnati
- 10 Mark Shumate, Kansas City

1984 NFL draft

- 6 Randy Wright, Green Bay

1985 NFL draft

- 1 Richard Johnson, Houston
- 1 Al Toon, N.Y. Jets
- 1 Darryl Sims, Pittsburgh
- 2 Scott Bergold, St. Louis
- 4 Dan Turk, Pittsburgh
- 4 Jeff Dellenbach, Miami
- 7 Gary Ellerson, Green Bay
- 7 Kevin Belcher, L.A. Raiders
- 8 Ken Stills, Green Bay
- 12 Jim Melka, Tampa Bay
- 12 Bret Pearson, San Diego

1986 NFL draft

- 6 Bob Landsee, Philadelphia

1987 NFL draft

- 2 Rick Graf, Miami
- 2 Nate Odomes, Buffalo
- 4 Tim Jordan, New England
- 6 Michael Reid, Atlanta
- 9 Joe Armentrout, Tampa Bay
- 9 Craig Raddatz, Cincinnati
- 10 Bobby Taylor, Miami
- 12 Larry Emery, Atlanta

1988 NFL draft

- 1 Paul Gruber, Tampa Bay
- 8 Glenn Derby, New Orleans
- 10 Bud Keyes, Green Bay
- 10 Rod Lossow, New England

1989 NFL draft

- 12 Todd Nelson, Phoenix

1990 NFL draft

- 10 Craig Hudson, Kansas City

1991 NFL draft

- 3 Don Davey, Green Bay
- 10 Brady Pierce, Minnesota

1992 NFL draft

- 1 Troy Vincent, Miami

1993 NFL draft

- 5 Chuck Belin, L.A. Rams

1994 NFL draft

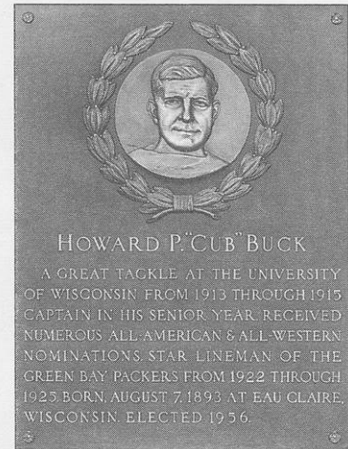
- 3 Joe Panos, Philadelphia
- 7 Mark Montgomery, Philadelphia

CAPTAINS


1889 Charles Mayer
 1890 James Kerr
 1891 E.H. Ahara
 1892 J.D. Freeman
 1893 T.U. Lyman
 1894 T.U. Lyman
 1895 J.R. Richards
 1896 J.R. Richards
 1897 J.P. Riordan
 1898 Pat O'Dea
 1899 Pat O'Dea
 1900 A. Chamberlain
 1901 Art Curtis
 1902 William Juneau
 1903 Allan Abbott
 1904 James Bush
 1905 E. Vanderboom
 1906 W.A. Gelbach
 1907 John Messmer
 1908 Harlan Rogers
 1909 Jack Wilce
 1910 J.P. Dean
 1911 A.L. Buser
 1912 J.M. Hoefel
 1913 Al Tanberg
 1914 R.M. Keeler
 1915 Howard Buck
 1916 Paul Meyers
 1917 Howard Hancock
 1918 F. Mann
 1919 C.H. Carpenter
 1920 Frank Weston
 1921 Guy Sundt
 1922 Rollie Williams
 1923 Marty Below
 1924 Jack Harris
 1925 Steve Polaski
 1926 Doyle Harmon
 1927 Ed Crofoot
 1928 Rube Wagner
 1929 John Parks
 1930 Milt Gantenbein
 1931 Harold Smith
 1932 Gregory Kabat
 1933 Harold Smith
 1934 John Bender
 1935 Ray Davis
 1936 John Golemgiske
 1937 Fred Benz
 1938 Howard Weiss
 Vince Gavre

1939 Ralph Moeller
 1940 John Tennant
 1941 Rom Farris
 1942 Dave Schreiner
 Mark Hoskins
 1943 Joe Keenan
 1944 Allen Shafer
 1945 Jack Mead
 1946 Clarence Esser
 1947 Jack Wink
 1948 Wally Dreyer
 1949 Robert Wilson
 1950 Ken Huxhold
 1951 Jim Hammond
 1952 George O'Brien
 1953 Roger Dornburg
 Jerry Wuhrman
 1954 Gary Messner
 1955 Wells Gray
 1956 Pat Levenhagen
 1957 William Gehler
 1958 Dave Kocourek
 Jon Hobbs
 1959 Jerry Stalcup
 Bob Zeman
 1960 Henry Derleth
 Tom Wiesner
 1961 Jim Bakken
 Don Schade
 1962 Pat Richter
 Steve Underwood
 1963 Ken Bowman
 Andy Wojdula
 1964 Ron Leafblad
 Ron Frain
 1965 Dave Fronek
 1966 Bob Richter
 Tony Loukas
 1967 Tom Domres
 1968 Wally Schoessow
 1969 Don Murphy
 Mel Reddick
 Bill Gregory
 1970 Bill Gregory
 1971 Bill Poindexter
 Roger Jaeger
 1972 Keith Nosbusch
 Dave Lokanc
 1973 Mike Webster
 Jim Schymanski
 Chris Davis


1974 Gregg Bohlig
 Mark Zakula
 1975 Terry Stieve
 Steve Wagner
 1976 Mike Carroll
 Ron Pollard
 John Rasmussen
 Andy Michuda
 1977 Dennis Stejskal
 1978 Dave Charles
 Dave Crossen
 Dan Relich
 1979 Dennis Christenson
 Ray Snell
 Tom Stauss
 1980 Dave Ahrens
 Joe Rothbauer
 1981 Dave Mohapp
 Dave Levenick
 Larry Spurlin
 1982 Tim Krumrie
 Matt VandenBoom
 John Williams
 1983 Randy Wright
 Mike Herrington
 Brian Marrow
 1984 game captains
 1985 Russ Fields
 Bob Landsee
 Troy Spencer
 1986 Joe Armentrout
 Craig Raddatz
 1987 Paul Gruber
 Rod Lossow
 1988 David Wings
 Todd Nelson
 1989 Tim Knoeck
 Dan Kissling
 1990 Don Davey
 Tony Lowery
 Nick Polczinski
 Greg Thomas
 1991 Chuck Belin
 Tony Lowery
 Brendan Lynch
 Troy Vincent
 1992 Chuck Belin
 Gary Casper
 Lionell Crawford
 1993 Joe Panos
 Lamark Shackerford



Howard Buck



Randy Wright



Bob Richter

TEAM AWARDS

Scout Team

Offensive MVP

Presented annually to the offensive player who excelled on the scout team in preparing the defense for each week's game.

- 1990 Jay Simala, QB
- 1991 Theo Carney, RB
- 1992 Robert Nelson, RB
- 1993 Royce Roberson, RB

Scout Team

Defensive MVP

Presented annually to the defensive player who excelled on the scout team in preparing the offense for each week's game.

- 1990 Dan Kapke, OLB
- 1991 Terry Glavin, LB
- 1992 Al Gay, DL
Rod Spiller, DL
- 1993 Haywood Simmons, DL

Special Teams

Player of the Year

Presented annually to the most valuable player on the special teams, as selected by the coaching staff.

- 1990 Rich Thompson, K
- 1991 Korey Manley, DB
- 1992 Vince Zullo, WR
- 1993 Jeff Wirth, FB

Jimmy Demetral MVP Award

Presented annually to the player most instrumental to the success of the team, as selected by his teammates.

- 1926 Jefferson Burrus, E
- 1927 Ed Crofoot, HB
- 1928 Bo Cuisinier, QB
- 1929 Harold Rebholz, FB
- 1930 Ernie Lusby, HB
- 1931 Harold Smith, T
- 1932 Mickey McGuire, HB

- 1933 Robert Schiller, HB
- 1934 Milt Kummer, G
- 1935 Ed Jankowski, FB
- 1936 Ed Jankowski, FB
- 1937 Howard Weiss, FB
- 1938 Howard Weiss, FB
- 1939 George Paskvan, FB
- 1940 George Paskvan, FB
- 1941 Pat Harder, FB
- 1942 Dave Schreiner, E
- 1943 Joe Keenan, C
- 1944 Clarence Esser, T
- 1945 Clarence Esser, T
- 1946 Fred Negus, C
- 1947 Bob Wilson, C
- 1948 Bob Wilson, C
- 1949 Bob Wilson, C
- 1950 Bob Radcliffe, LB
- 1951 Hal Faverty, E
- 1952 Dave Suminski, T
- 1953 Alan Ameche, FB
- 1954 Alan Ameche, FB
- 1955 Wells Gray, T
- 1956 David Howard, E
- 1957 Daniel Lewis, HB
- 1958 Dick Teteak, C
Jon Hobbs, FB
- 1959 Jerry Stalcup, G
- 1960 Tom Wiesner, FB
- 1961 Ron Miller, QB
- 1962 Ron Vander Kelen, QB
- 1963 Jim Pernell, LB
- 1964 Carl Silvestri, LB
- 1965 Tom Brigham, DB
- 1966 Bob Richter, LB
- 1967 Tom Domres, DT
- 1968 Ken Criter, LB
- 1969 Stu Voigt, TE
- 1970 Chuck Winfrey, LB
- 1971 Neil Graff, QB
- 1972 Rufus Ferguson, TB
- 1973 Mike Webster, C
- 1974 Gregg Bohlig, QB
- 1975 Billy Marek, TB
- 1976 Mike Carroll, QB
- 1977 Dave Crossen, LB
- 1978 Mike Kalasmiki, QB
- 1979 Tom Stauss, WR
- 1980 Dave Ahrens, LB
- 1981 Dave Levenick, LB
- 1982 Randy Wright, QB
- 1983 Al Toon, WR
- 1984 Al Toon, WR
- 1985 Larry Emery, TB
- 1986 Michael Reid, LB
- 1987 Paul Gruber, OT

- 1988 David Wings, LB
- 1989 Tim Knoeck, OLB
- 1990 Don Davey, DT
- 1991 Troy Vincent, DB
- 1992 Gary Casper, LB
- 1993 Brent Moss, RB

Jay Seiler Award

Presented annually to the defensive player who has contributed to the team's success to the best of his abilities. It is based upon improvement, attitude and willingness to help the program in all areas, both on and off the field.

- 1979 Larry Spurlin, LB
- 1980 Von Mansfield, DB
- 1981 Mark Shumate, DT
- 1982 Jody O'Donnell, LB
- 1983 Craig Raddatz, LB
- 1984 Tim Jordan, OLB
- 1985 Michael Boykins, NG
Charlie Fawley, LB
- 1986 Richard Teets, DT
- 1987 David Wings, LB
- 1988 LaMarr White, CB
- 1989 Malvin Hunter, LB
- 1990 Malvin Hunter, OLB
- 1991 Duer Sharp, OLB
- 1992 Lamark Shackerford, NG
- 1993 Jeff Messenger, CB

Wayne Souza Award

Presented annually to the offensive player who has contributed to the team's success to the best of his abilities. It is based upon improvement, attitude and willingness to help the program in all areas, both on and off the field.

- 1979 Joe Rothbauer, C
- 1980 John Williams, RB
- 1981 Jerry Doerger, OL
- 1982 Al Toon, WR
- 1983 Michael Jones, WR
Chris Osswald, OG
- 1984 Bob Landsee, OG
- 1985 Paul Gruber, OT
- 1986 Brian Anderson, TE
- 1987 Marvin Artley, RB
- 1988 Todd Nelson, OG

ACADEMIC AWARDS

- 1989 Craig Hudson, TE
- 1990 David Senczyszyn, OL
- 1991 Tom Browne, WR
- 1992 Joe Panos, OL
- 1993 Darrell Bevell, QB

Ivan B. Williamson Scholarship Award

Presented annually to a player who has been exemplary in the areas of scholarship and sportsmanship.

- 1955 Wells Gray
- 1956 William Lowe
- 1957 John Heinecke
- 1958 Sidney Williams
- 1959 Robert Zeman
- 1960 Gerald Kulcinski
- 1961 David Bichler
- 1962 Gary Kroner
- 1963 Bob Johnson
- 1964 James Hennig
- 1965 Louis Jung
- 1966 Eric Rice
- 1967 John Boyajian
- 1968 Lynn Buss
- 1969 Brad Monroe
- 1970 Gary Buss
- 1971 Terry Whittaker
- 1972 Keith Nosbusch
- 1973 Christopher Davis
- 1974 Gary Dickert
- 1975 Dave Anderson
- 1976 Tim McConnell
- 1977 Terry Breuscher
- 1978 Dan Schieble
- 1979 Tom Stauss
- 1980 Joe Rothbauer
- 1981 Matt VandenBoom
- 1982 Kyle Borland
Tim Stracka
- 1983 Steve Fritz
- 1984 Russ Bellford
- 1985 Brian Hoffman
- 1986 Michael Reid
- 1987 Rodney Lossow
- 1988 Andy Hartlieb
- 1989 Tim Knoeck
- 1990 Don Davey
- 1991 Jerry Huggett
- 1992 Korey Manley
- 1993 Scott Nelson



Don Davey is the only four-time university division academic all-American in NCAA history. On the field, Davey established four Wisconsin tackle for loss and quarterback sack records.

Academic All-American

First team

- 1952 Bob Kennedy, G
- 1953 Alan Ameche, FB
- 1954 Alan Ameche, FB
- 1958 Jon Hobbs, FB
- 1959 Dale Hackbart, QB
- 1962 Pat Richter, E
- 1963 Ken Bowman, C
- 1972 Rufus Ferguson, RB
- 1982 Kyle Borland, LB
- 1987 Don Davey, DE
- 1988 Don Davey, DE
- 1989 Don Davey, DE
- 1990 Don Davey, DT

Second team

- 1955 Pat Levenhagen, HB
- 1966 Bob Richter, LB
- 1980 Dave Mohapp, FB
- 1981 Dave Mohapp, FB
- 1982 Tim Stracka, E
Matt VandenBoom, DB

Honorable mention

- 1960 Henry Derleth, E

NCAA Post-Graduate Scholarship Winners

- 1966 Dave Fronek, S
- 1980 Tom Stauss, SE
- 1982 Dave Mohapp, FB
- 1983 Matt VandenBoom, DB


Rhodes Scholarships

- 1927 Jefferson Burrus
- 1950 David Staiger


CoSIDA Academic All-America Hall of Fame

- 1992 Alan Ameche

ACADEMIC ALL-BIG TEN



Tight end Matt Nyquist (above) and guard Joe Rudolph (below) have both been named to the academic all-Big Ten squad twice in their careers.



- | | | | |
|------|-----------------------------------------------------------------------------|------|----------------------------------------------------------------------------------------------------------------------------------|
| 1953 | John Dixon, G | 1980 | Dave Mohapp, FB
Tim Stracka, SE |
| 1954 | Pat Levenhagen, HB
Clarence Stensby, G | 1981 | Dave Mohapp, FB
Matt VandenBoom, DB |
| 1955 | Pat Levenhagen, HB | 1982 | Kyle Borland, LB
Tim Stracka, SE
Matt VandenBoom, DB |
| 1956 | Pat Levenhagen, HB | 1983 | Russ Bellford, DB |
| 1957 | John Heinecke, G | 1985 | Craig Raddatz, LB |
| 1958 | Jerry Stalcup, G
Bob Zeman, HB | 1987 | Don Davey, DE
Andy Hartlieb, LB
Robert Newell, LB
Tim Otto, OT |
| 1959 | Henry Derleth, E
Dale Hackbart, QB | 1988 | Jim Basten, C
Brad Brekke, P
Don Davey, DE
Andy Hartlieb, LB
Robert Newell, LB
Tim Otto, OT
Pete Underwood, LB |
| 1960 | Henry Derleth, E | 1989 | Jim Basten, OG
Brad Brekke, P
Don Davey, DE
Robert Newell, LB
Brady Pierce, OT |
| 1961 | Brian Moore, E | 1990 | Jim Basten, OG
Brad Brekke, P
Don Davey, DT
Robert Newell, LB
Brady Pierce, OT |
| 1962 | Ron Carlson, E
Pat Richter, E | 1991 | Matt Krueger, K
Korey Manley, DB
Jeff Rasmussen, C
Jay Simala, QB |
| 1963 | Ken Bowman, C
Billy Smith, HB | 1992 | Korey Manley, DB
Matt Nyquist, FB
Jeff Rasmussen, C
Joe Rudolph, OG
Sam Veit, P |
| 1966 | Phil Peterson, G
Eric Rice, DE
Bob Richter, LB | 1993 | Jason Maniecki, DT
Matt Nyquist, TE
Joe Rudolph, OG
Sam Veit, P |
| 1967 | Wally Schoessow, G | | |
| 1968 | Wally Schoessow, G | | |
| 1971 | Rufus Ferguson, TB
Neil Graff, QB
Keith Nosbusch, G
Bob Strock, DE | | |
| 1972 | Rufus Ferguson, RB
Keith Nosbusch, G | | |
| 1973 | Gregg Bohlig, QB | | |
| 1974 | Gregg Bohlig, QB
Randy Frokjer, DE
Rick Kocek, G | | |
| 1976 | Jim Moore, C | | |
| 1977 | Greg Barber, TE
Tom Kaltenberg, T
Dan Schieble, DB
Tom Stauss, B | | |
| 1978 | David Charles, WR
John Kiltz, P
Jim Moore, C
Tom Stauss, SE | | |
| 1979 | Tom Stauss, SE
Tim Stracka, WR | | |

HEISMAN TROPHY

Alan Ameche:
1954 Heisman winner

Alan Ameche, the bruising full-back from Kenosha, Wis., is the only Badger football player to win the Heisman Trophy, given to college football's top player.


Ameche, a two-time all-American, won the trophy in 1954, the same season he earned first-team all-America mention from 21 different organizations.

The Big Ten's leading rusher twice in his career, Ameche brought much distinction and honor to the UW. He was an academic all-American as a junior and senior.

Nicknamed "The Horse" for his rugged running style, Ameche left Wisconsin as the NCAA's career rushing leader. He led the Badgers to a 26-8-3 record during his career and a berth in the 1953 Rose Bowl.

Badgers in Heisman Trophy voting


1938	Howard Weiss, 6th
1942	Dave Schreiner, 10th
1953	Alan Ameche, 6th
1954	Alan Ameche, 1st
1959	Dale Hackbart, 7th
1962	Pat Richter, 6th
1962	Ron Vander Kelen, 9th




Alan "The Horse" Ameche's career rushing record

Season	Att	Gain	Lost	Net	Avg.	TD	Lg
1951	157	864	40	824	5.2	4	64
1952	233	1,106	27	1,079	4.6	7	43
1953	165	808	7	801	4.8	5	41
1954	146	668	27	641	4.4	9	47
Career	701	3,446	101	3,345	4.8	25	64


ALL-STAR GAMES



Defensive tackle Bill Gregory



Tight end Stu Voigt



Tackle Paul Gruber

Blue-Gray Game

(Montgomery, Ala.)

1939	Roy Bellin, HB Vince Gavre, QB Lynn Hovland, G	1950	Joe Kelly, LB
1940	Dick Embick, G	1951	Gene Felker, DE James Hammond, FB Jerry Smith, T
1942	Paul Hirsbrunner, T	1956	Pat Levenhagen, HB
1944	Frank Lopp, T	1957	Bill Gehler, G Dan Lewis, RB
1946	George Fuchs, QB	1958	Jon Hobbs, FB Dick Teteak, C Sidney Williams, QB
1948	Wally Dreyer, HB	1961	Tom Wiesner, FB
1950	Bob Petruska, QB	1962	Ron Miller, QB
1951	Pat O'Donahue, DE Rollie Strehlow, HB	1963	Ken Bowman, C Roger Pillath, T
1955	Jim Haluska, QB	1964	Jon Hohman, OG Jimmy Jones, LE
1958	Jim Fraser, G	1967	Tom Domres, DT
1960	Ron Perkins, G	1970	Bill Gregory, DT
1966	Tony Loukas, OG Bob Richter, LB	1973	Mike Seifert, DT Mike Webster, C
1969	Stu Voigt, TE	1974	Jack Novak, TE
1971	Neil Graff, QB Alan Thompson, FB	1975	Dennis Lick, OT
1973	Mike Seifert, DT	1978	Lawrence Johnson, DB
1975	Terry Stieve, OG	1979	Ray Sydnor, TE
1976	Ron Egloff, TE	1982	Bob Winckler, OT
1978	Greg Gordon, DB Jim Moore, C	1984	Scott Bergold, DT Richard Johnson, DB Jim Melka, LB
1982	Tim Stracka, WR	1986	Nate Odomes, DB
1983	Mike Herrington, LB Brian Marrow, DB Randy Wright, QB	1991	Troy Vincent, DB
1986	Tim Jordan, DE Nate Odomes, DB	1993	Joe Panos, OT
1987	Glenn Derby, OG Rod Lossow, C		
1988	Todd Nelson, OG		
1990	Brady Pierce, OT		

East-West Shrine Game

(San Francisco, Calif.)

1927	Austin Strauble, T Earl Wilke, C
1928	Rube Wagner, T
1930	Milt Gantenbein, E Milo Lubratovich, T
1932	Russ Rebholz, HB
1935	Mario Pacetti, G
1937	Ed Jankowski, FB
1939	Howard Weiss, FB
1943	Dave Schreiner, E
1945	Earl Girard, QB Jack Mead, E
1948	Earl Maves, HB

Hula Bowl

(Honolulu, Hawaii)

1950	Joe Kelly, LB
1952	Gene Felker, DE
1959	Dick Teteak, C
1960	Jim Heinecke, T Jerry Stalcup, G
1961	Tom Wiesner, FB
1962	Ron Miller, QB
1963	Pat Richter, E Ron Vander Kelen, QB
1964	Ken Bowman, C Roger Pillath, OT
1965	Jon Hohman, OG Jim Jones, E
1967	Eric Rice, DE
1969	Ken Criter, LB
1971	Bill Gregory, DT
1973	Rufus Ferguson, RB
1974	Mike Webster, C
1975	Jack Novak, TE

ALL-STAR GAMES

- 1976 Dennis Lick, OT
- 1979 Ray Snell, OT
- 1980 Dave Ahrens, LB
- 1981 Dave Mohapp, FB
- 1982 Tim Krumrie, NG
- 1984 Jeff Dellenbach, OL
Al Toon, WR
- 1987 Paul Gruber, OL
- 1992 Chuck Belin, OL
- 1993 Lamark Shackerford, NG

Japan Bowl (Tokyo, Japan)

- 1976 Dennis Lick, OT
Steve Wagner, DB
- 1979 Lawrence Johnson, DB
- 1980 Tom Schremp, DT
- 1981 Dave Mohapp, FB
- 1982 Matt VandenBoom, S
Ron Versnik, C
Bob Winckler, OT
- 1984 Darryl Sims, DT
Al Toon, WR
Dan Turk, C
- 1985 Bob Landsee, OL
- 1990 Don Davey, DT
- 1991 Troy Vincent, DB
- 1992 Chuck Belin, OL
Barry Alvarez, Coach

Senior Bowl (Mobile, Ala.)


- 1950 Gwynn Christensen, FB
Hal Otterback, T
Bob Radcliffe, LB
- 1952 John Coatta, QB
Hal Faverty, E/LB
- 1954 Alan Ameche, FB
Norm Amundsen, OG
- 1956 John Dittrich, OT
Jim Haluska, QB
- 1960 Dave Kocourek, E
- 1968 Tom Domres, DT
- 1972 Alan Thompson, FB
- 1974 Mike Webster, C
- 1976 Terry Stieve, OG
- 1979 Ray Snell, OT
- 1981 Von Mansfield, DB
- 1982 Tim Stracka, TE
- 1984 Scott Bergold, DT
- 1987 Glenn Derby, OG

- 1988 Todd Nelson, OG
- 1990 Don Davey, DT
- 1993 Mark Montgomery, FB
Joe Panos, OT

Chicago Tribune All-Star Game (Chicago, Ill.)


- 1937 John Golemgeske, T
Ed Jankowski, FB
- 1939 Lynn Hovland, G
Howard Weiss, FB
- 1941 George Paskvan, FB
- 1942 Tom Farris, QB
- 1943 Len Calligaro, B
Bobby Dierks, QB
Tom Farris, QB
Pat Harder, FB
- 1945 Frank Lopp, T
- 1946 Pat Harder, FB
Frank Hekkers, T
Elroy Hirsch, RB
Jack Mead, E
Evan Vogds, G
- 1947 Clarence Esser, T
Fred Negus, C
- 1948 Earl Girard, QB
Earl Maves, HB
- 1949 Ben Bendrick, FB
- 1952 Hal Faverty, E/LB
Pat O'Donahue, E
- 1955 Alan Ameche, FB
James Temp, E
- 1956 John Dittrich, G
Jim Haluska, QB
- 1960 Jerry Stalcup, G
- 1963 Pat Richter, E
Ron Vander Kelen, QB
- 1964 Ken Bowman, C
Roger Pillath, T
- 1971 Bill Gregory, DT
- 1974 Mike Webster, C
- 1975 Dennis Lick, OT
Steve Wagner, DB

Boldface indicates game MVP



DAVID STLUKA

Mark Montgomery was his team's leading rusher in the 1993 Senior Bowl.



Tackle Joe Panos was invited to play in the Senior Bowl and Shrine Game last year.

LETTERMEN

A

Abbott, Allen 1900,01,02,03
 Ace, Norris 1951
 Ackert, James 1944
 Adam, Tyler 1990,91,92,93
 Addy, Henry 1976
 Ahara, Edwin 1890,91
 Ahrens, Dave 1977,78,79,80
 Alberts, Rodger 1964,65
 Albright, Edward 1968,69,70
 Albright, William 1948,49,50
 Alexander, Arthur H. 1911,12,13
 Alexander, Walter A. 1894,95,99
 Alford, Harry 1969
 Allen, John 1957
 Allen, Maynard 1906
 Altmann, Robert 1957,58,59
 Ambrose, Steven 1955,56
 Ameche, Alan 1951,52,53,54
 Anderson, Ashley 1941,42,46
 Amundsen, Norman 1953,54
 Anderson, Brian 1985,86,87,88
 Anderson, Dave 1975
 Anderson, Earl 1895,97,98,99
 Anderson, Ross 1978,79,80
 Anderson, Sidney 1909
 Andrykowski, Ervin 1951,52
 Anthony, Thomas 1960
 Anthony, Todd 1993
 Antonie, William 1987,88,89
 Apkarian, Gregory 1973
 Armentrout, Joe 1983,84,85,86
 Armstrong, Brett 1981,82,83
 Arneson, Dave 1983,84
 Arpin, H.A. 1911
 Artley, Marvin 1985,86,87,88
 Ashby, Solomon 1986
 Atkinson, W. 1896
 Aulik, David 1965
 Austin, Tim 1972

B

Bachhuber, James 1972,73
 Bachman, J. Cary 1951
 Backus, August 1928,29
 Baer, Richard 1960,61
 Bahlow, Ed 1944
 Bailey, Raymond 1975,76
 Baine, W.M. 1903
 Ballweg, Charles 1970
 Bakken, James 1959,60,61
 Banaszak, John 1987,88,89
 Bandor, Gary 1965
 Bangert, Donald 1960
 Barber, Greg 1976,77,78
 Barker, Mike 1990
 Barkley, Matt 1990
 Barnes, Harry 1920
 Barnum, Rolland 1924,25,26
 Baron, Daniel, 1972
 Barr, Wallace 1919,20,22
 Barryman, C. 1895
 Barrios, Richard 1972,73
 Barth, George 1892
 Bartholomew, Ken 1928
 Basten, Jim 1988,89,90

Special thanks to former SID Jim Mott for his research in compiling this list of letterwinners. Mott, himself, earned a letter as a basketball manager. He is a member of the College Sports Information Director's of America Hall of Fame and a past president of that organization. Recognized as the top historian of UW sports, Mott served as SID for more than 30 years.

Batsch, Dan 1987,88,89,90
 Baumann, Robert 1940,41,42
 Baxter, Richard 1982,83
 Becker, Michael 1972,74
 Becker, Robert 1933,34
 Beddell, M. 1898
 Begel, William 1931
 Behr, Samuel 1928,29,30
 Belcher, Kevin 1982,83,84
 Belin, Chuck 1989,90,91,92
 Bellford, Russ 1983,84
 Bellile, Ken 1938
 Bellin, Roy 1936,37,38
 Bellows, Frank 1912,13,14
 Below, Martin 1918,22,23
 Bender, John 1933,34
 Bendrick, Ben 1945,46,47,48
 Bennett, Tom 1946,47,48
 Bennett, Steve 1948,49
 Benninger, Michael 1973,74
 Bentson, Harold 1923
 Benz, Fred 1935,36,37
 Benzschawel, Scott 1985,87
 Berg, David 1965,66
 Berg, M.J. 1916
 Berger, Louis 1912
 Bergold, Scott 1982,83,84
 Berndt, Charles 1950,51,52
 Bernet, Lee 1962,63,64
 Berriman, Daniel 1982
 Bertke, Wilson 1902,03,04
 Bestor, Glenn 1955,56
 Bestor, Scott 1986,87,88
 Bevell, Darrell 1992,93
 Beyers, Dow 1915
 Bichler, David 1960,61
 Bieberstein, Adolph 1922,23,24
 Bingham, James 1933

Binish, Stanley 1928,29
 Blackburne, Lisle Jr. 1946,47,48,49
 Blackburn, Bill 1889
 Blackman, Thane 1923,24,25
 Blackmun, Gil 1956
 Blair, E.R. 1899
 Blake, Rex 1967,68
 Blaskowski, Curt 1978,79,80
 Bleyer, Charles 1906
 Bliss, Donald 1965,66,67
 Bloedorn, Arthur 1956
 Bobo, Frederick 1985,86
 Bohlig, Gregg 1972,73,74
 Boliaux, Guy 1978,79,80,81
 Bondi, Hobart 1917
 Boodry, Kevin 1976
 Booher, Martin 1953,54,56
 Booker, Earl 1979,80,82
 Boots, Richard 1966
 Bonner, Brian 1983,84,85
 Borders, John 1967,68
 Borgerding, Mike 1977
 Borland, Kyle 1979,80,81,82
 Bosold, Edward 1971,72,73
 Bourne, Jim 1990,91,92
 Botham, Richard 1944
 Bowers, Dale 1946
 Bowman, Kenneth 1961,62,63
 Boyajian, John 1966,67
 Boyke, Scott 1989
 Boykins, Michael 1983,84,85,86
 Boyle, F.E. 1907,08
 Boyle, Pat 1941,42
 Brader, James 1918,19,20,21
 Bradley, Henry 1898
 Brady, Donny 1993
 Braker, Thomas 1977,78,79
 Branaman, Lance 1983,84,85
 Brandstat, R. 1910,11
 Brandt, Harold 1962,63,64
 Brandt, William 1974,75
 Bratt, Clarence 1953,54
 Bratton, Charles 1930,31
 Braun, Robert 1971,72,73
 Breckenridge, William 1912,14
 Brekke, Brad 1988,89,90
 Breusche, Terry 1976,77
 Brewer, Chester 1896
 Brhely, Michael 1978
 Bridgeman, John 1955,56
 Brigham, Thomas 1964,65
 Bright, George 1910,11,12
 Briggs, Thomas 1968
 Brindly, Thaddeus 1904,05
 Brockett, John 1966
 Brodhagen, Eugene 1936,37,38
 Bronson, Paul 1940,41
 Brooks, W.L. 1889
 Brown, Aaron 1989,90,91,92
 Brown, Clarence 1968
 Brown, Jamel 1991,92,93
 Browne, Tom 1990,91
 Browning, Keith 1986
 Bruce, Andrew 1889,90,91
 Bruhn, Peter 1962
 Brumder, W.C. 1889
 Brumm, Roman 1918,21
 Brunston, Jevon 1993
 Bryan, Mike 1991,92
 Bucci, Frank 1933
 Bucciarelli, Gale 1965,66

Buck, Howard 1913,14,15
 Budde, John 1935
 Budde, Robert 1982
 Bunge, G.C. 1919,20,21
 Bunge, George W. 1893,94
 Bunker, Eugene 1909,10
 Burgess, Yusef 1990,91,92,93
 Burks, Archie Roy 1950,51,52
 Burks, David 1987,88
 Burney, Richard 1979
 Burns, Jason 1991,92,93
 Burrus, Jefferson 1924,25,26
 Burt, Charles 1965,67
 Burt, Michael 1975,77,78
 Buser, Alfred 1910,11,12
 Bush, James 1902,03,04,06
 Buss, Gary 1968,69,70
 Buss, Lynn 1966,67,68
 Buss, Ronald 1970,71,72
 Buss, Terry 1973,74,75
 Butler, Nathaniel 1968,69,70
 Butler, Robert 1911,12,13

C

Cabral, Armand 1977,78,79
 Callahan, Russell 1934
 Calligaro, Len 1941,42
 Cameron, Don 1925,26,27
 Cammett, Stuart 1977
 Campbell, Joe 1944
 Campbell, Tyrone 1989
 Canada, Lawrence 1973,74,75,76
 Canny, Thomas 1952
 Carl, DuWayne 1957
 Carl, Harland 1951,52,53
 Carlson, Ronald 1956,57
 Carney, Theo 1992,93
 Carolan, Penn 1943
 Carpenter, Charles 1916,17,19
 Carr, Kemal 1983,84
 Carroll, Mike 1975,76
 Carter, Daryl 1993
 Carter, Fred 1910
 Cascadden, Chad 1993
 Case, Charles 1892
 Casey, George 1928,29,30
 Casey, Michael 1978,79
 Casper, Gary 1989,90,91,92
 Castle, Lewis 1912
 Castro, Cayetano 1993
 Catlin, Mark 1930,31
 Cavill, Michael 1966,67,68
 Cepicky, Scott 1984,85,86,87
 Chaconas, George 1990
 Chamberlain, Alonzo 1898,99,00,03
 Chamberlain, H.R. 1898,99
 Chambers, C.C. 1911
 Chandler, Patrick 1967
 Chaney, Charles 1945
 Charles, David 1976,77,78
 Chavez, Phil 1993
 Christensen, Gwynn 1948,49
 Christensen, Dennis 1978,79
 Christianson, Carl 1921
 Christianson, Edward 1934,35,36
 Christian, Richard 1975,76
 Chryst, George 1957,58
 Chryst, Paul 1986,87,88

LETTERMEN

Cibik, Vince	1938
Cinelli, Rocco	1956
Cisler, James	1986
Clark, B.N.	1889
Clark, F.	1903,04,06
Clark, John	1964
Clarke, Robert	1943
Clauss, Joseph	1935,36
Clawson, Larry	1973
Claypool, Tywin	1989
Cleary, Pat	1990
Coatta, John	1949,50,51
Cochems, Ed	1897,98,99,00,01
Cochems, Henry	1894
Cohee, Kevin	1977,78
Cole, Jess	1980,81
Cole, Wallace	1926
Cole, Walter	1935,36,37
Coleman, Harry H.	1891
Collias, Nicholas	1944,47,48
Collins, Pat	1974,75,76
Collins, William	1918,1919,20
Collins, Willie	1981
Comstock, N.	1894,95,96,97,98
Cone, Robert	1939
Connor, Charles	1943
Connor, Gordon	1926,27,28
Connors, Phillip	1972
Conry, Clifford	1928
Cooper, F.	1907
Cooper, Myron	1956,57
Corcoran, Gordon	1957
Cory, W.	1896
Cox, John	1977
Cox, T.A.	1944,46,47,48
Craine, James	1952
Cramer, Herbert	1916
Crawford, Lionell	1988,89,90,92
Crenshaw, T.P.	1892
Criter, Kenneth	1966,67,68
Crofoot, Edwin	1925,26,27
Crooks, Daniel	1969,70
Crossen, David	1975,76,77,78
Cuccia, Henry	1965,66
Cuisinier, Frank	1927,28
Cullen, Mark	1972,73,74
Culver, Harry	1907
Cummings, Leo	1913,14,15
Cunningham, C.J.	1906,07,08
Currier, Charles	1964,65
Currier, Ken	1942,46,47
Curtin, Joseph	1906
Curtis, Arthur	1898,99,00,01
Curtis, H.	1906
Curtis, Louis	1987
Cusack, Donald	1944
Cuthbert, Donald	1931
Cvengros, Jerome	1955
Cwayna, Michael	1953
Czech, Dave	1990,91
Czechowicz, Robt.	1974,75,76,77
Czechowicz, Thomas	1975,76

D

Dal Sasso, Anthony	1943,44
Damos, Ted	1940,41
Daum, R.	1901
Davey, Allen	1917,19,20
Davey, Don	1987,88,89,90

Davey, John	1943,44
Davidson, T.R.	1907,08
Davis, A.	1893
Davis, Anthony	1972
Davis, Carl	1973
Davis, Christopher	1971,72,73
Davis, Chucky	1979,81,82
Davis, Ralph	1946
Davis, Raymond	1934
Davies, James	1927,28
Davies, William	1936,38
Davy, George	1913
Dawkins, J.C.	1992,93
Dawkins, Joseph	1968,69
Dean, James	1908,09,10
Dean, Joseph	1897
Deanovich, George	1933,34
Deerwester, Charles	1972,73
Dehnert, George	1934
Delaney, Pat	1980
Dellenbach, Jeff	1981,82,83,84
DeLisle, James	1968,69,70
DeRamus, Lee	1991,92,93
Derby, Glenn	1985,86,87
Derleth, Henry	1958,59,60
Dering, Charles	1900,01,04,05
Diatelevi, Pete	1993
Dickinson, Henry	1893,94,95
Dickert, Gary	1972,73,74
Dierks, Robert	1941,42
DiSalvo, Steve	1976
Dittman, Fred	1906,07
Dittman, J.	1906
Dittrich, John	1954,55
Dixon, John	1952,53
Dixon, John	1980
Dixon, Ken	1975,76
Doar, Fred	1943
Doerger, Jerome	1978,79,80,81
Dohmeier, Thomas	1976
Donaghey, James	1918
Donaldson, James	1934
Donnellan, Dave	1947
Donovan, Louis	1904,05
Dooney, Ray	1943
Door, J.	1900
Doran, Mark	1980,81,82
Domres, Thomas	1965,66,67
Dornburg, Roger	1951,52,53
Dorsch, Albert	1937,38,39
Downham, Thomas	1960
Downing, Robert	1948,49
Doyle, John	1937,38,39
Drews, John	1948
Dreutzler, C.	1908
Dreyer, Wally	1946,47,48
Driver, Earl	1899,00,01,02
Drummond, William	1974,75
Dudley, Anthony	1977
Dunaway, Don	1929


Durkin, Joseph	1952
Dyer, Warren	1965,66,67

E

Eagleburger, Leon	1922,23
Eckl, Robert	1937,38,39
Edler, Ray	1916
Edwards, Clarence	1931,32
Eggebrecht, Otto	1920
Eggers, Virgil	1930
Egloff, Ronald	1974,76
Ellerson, Gary	1982,83
Elliott, Alvah	1919,20,21
Elliott, Bruce	1944,47,48,49
Elliot, Anthony	1977
Ellis, Fred	1941
Ellison, Kevin	1990
Embach, James	1947,48,49
Embick, Dick	1938,39,40
Emery, Larry	1983,84,85,86
Engelke, Robert	1931
Engle, Bob	1944,45
Erdmann, Scott	1975,76,77,78
Esser, Clarence	1943,44,45,46
Esser, Norbert	1952,53
Eulberg, John	1943
Evans, Gene	1946,47,48,49
Ezerins, Elmars	1960,62

F

Fabry, John	1962
Fagerstrom, Eric	1939
Farmer, Ralph	1963,64
Farris, Tom	1939,40,41
Faverty, Harold	1945,48,50,51
Fawley, Charlie	1984,85,86
Fedenia, James	1969,70
Fee, John	1944
Felker, Eugene	1950,51
Ferguson, John	1933
Ferguson, Rufus	1970,71,72
Fields, Leonard	1967,68
Fields, Russell	1983,84,85
Filiatraut, John	1990
Filtzer, Robert	1915,16
Findlay, Albion	1902,03,04,05
Fischer, Sid	1943
Fish, John	1933,34,35
Fisher, Orville	1939
Fixmer, Mike	1980
Fladoes, Martin	1919
Fleischer, O.J.	1904
Fleming, Neil	1961
Fletcher, Eddie	1988,89,90,91
Fletcher, Terrell	1991,92,93
Flower, L.B.	1891
Flowers, Otis	1987,88
Floyd, Rufus	1975
Fogg, Joseph	1901,02,03
Fontaine, Thomas	1933,34
Ford, Eric	1987
Forrest, H.G.	1895,97
Fortino, Victor	1985,86,87,88
Fowee, John	1970
Fowler, Carlos	1990,91,92,93



Tackle Carlos Fowler started his final 33 games as a Badger.

HONORS

LETTERMEN



Craig Hudson was drafted by Kansas City in the 1990 NFL draft.

Fox, John	1962
Fox, Orville	1939
Frain, Ronald	1962,63,64
Frank, Arthur	1906,09
Franz, James	1973,74,75
Fraser, James	1957,58
Fredrick, Craig	1980,81
Freeman, Damone	1988,89
Freeman, John	1890,91,92,93
Frei, Jerry	1942,46,47
Freimuth, Robert	1963
Freis, Randal	1971
Freund, Robert	1946,47
Fricke, Harry	1944,45
Fritz, Steve	1983
Fritz, William	1965,66,67
Froelich, Kevin	1973
Frokjer, Randy	1972,73,74
Fronek, David	1963,64,65
Fucik, Robert	1907,08,09,10
Fuchs, George	1945,46
Fugitt, C.T.	1897
Fulco, Frank	1982
Fullington, Tim	1985

G

Gaatz, David	1983,84,85
Gable, William	1948,49,51
Gage, Fred	1938,39,40
Gales, Kenny	1993
Gallagher, John	1946
Galvin, M.E.	1914
Gamber, Jeff	1985

Gantebrin, Milton	1928,29,30
Gardner, M.L.	1914,15,16
Garnsey, E.G.	1916
Garrot, William	1938
Gaskill, Glenn	1967
Gassner, Kevin	1974,75
Gavre, Vince	1936,37,38
Gehler, William	1956,57
Gelbach, Warren	1905,06
Gelein, E.A.	1912,13
George, Wray	1944,45,46,47
Gerber, Ervin	1923
Gibson, Edward	1920,21,22
Gilbert, Harry	1948,50,51
Gile, Gordon	1938,39,40
Gill, Ralph	1921
Gillette, Edmund	1910,11,12
Gingrass, Robert	1953,54
Girard, Earl	1944,47
Gladem, Wendell	1981,82,83
Glavin, Terry	1992
Gnabah, Walter	1930
Godfrey, Rick	1989,90
Goeke, James	1965
Goldenberg, Charles	1930,31
Golemgeseke, John	1933,35,36
Goodman, Robert	1965
Gordon, Greg	1975,76,77,78
Gorman, Michael	1985
Gosa, Gerald	1974
Gotstein, John	1927
Gotta, John	1959,60
Gould, Harry	1897
Gould, Stevens	1917,19,21
Grabow, Brad	1982,83,84
Gradisnik, Anthony	1937,38,39
Graf, Rick	1983,84,85,86

Graff, Neil	1969,70,71
Graham, Robert	1977
Granitz, Frank	1941,46
Graper, Leslie	1916
Gray, Wells	1954,55
Green, Charles	1975,77,78,79
Green, Gerald	1979,80,81,82
Greenwood, David	1979,80,81,82
Gregg, John	1895,97
Gregoire, Todd	1984,85,86,87
Gregory, William	1968,69,70
Grice, Michael	1974,75
Grimm, Richard	1960,61
Grinde, Roger	1936
Grisley, William	1966,67
Grogan, Francis	1904
Gross, Michael	1962
Grossman, Robert	1965,66
Gruber, Paul	1985,86,87
Grudzinski, James	1964
Grundy, Jack	1981
Gulseth, Wendell	1952,53
Gunderson, B.C.	1915

H

Haas, Michael	1972
Habeck, Milton	1971
Haberman, Hal	1945,48,49
Hable, Bernard	1979
Hable, Burton	1952
Hackbart, Dale	1957,58,59
Hackbart, Vernon	1965
Haese, Jack	1944
Hady, Patrick	1979,80,81,82
Hagberg, Earl	1956
Hall, John	1993
Hallberg, John	1986
Halleran, Timothy	1976
Haluska, James	1952,54,55
Halverson, Charles	1949
Hammen, Edwin	1917
Hammerson, E.J.	1901
Hammond, James	1949,50,51
Hannah, Albert	1969,70,71
Hancock, Howard	1915,16,17
Hanke, Del	1944
Hanley, Bob	1945,47,48
Hansen, David	1950,51
Hanssen, Robert	1972,73
Hanzel, Lawrence	1948,49
Hanzlik, Bob	1941
Harder, Pat	1941,42
Harmon, Doyle	1924,25,26
Harmon, Leo	1924,25
Harney, Brian	1971,72,73
Harot, Henry	1929
Harrington, Michael	1973
Harris, Welton	1922,23,24
Harrison, Marck	1982,83,84
Hart, Edward	1957,58,59
Hartlieb, Andy	1986,87,88
Hartman, Edward	1937
Haukedahl, Stan	1934,36
Haworth, Richard	1931,32,33
Hayes, Neil	1927
Hazard, William	1974
Hazzard, William	1897
Hearn, Napoleon	1961
Heath, Stan	1946

Hecker, Robert	1944
Heckl, Joe	1962,63
Hegseth, Stuart	1976
Hegwood, Ronald	1976
Hein, Chris	1991,92,93
Heineke, James	1957,58,59
Heineke, John	1957
Heinz, Lawrence	1943
Helt, Mark	1985
Henderson, Jimmy	1989
Hennig, James	1964
Henrici, Ronald	1962
Henry, Robert	1940
Herrington, Mike	1979,80,82,83
Hertel, William	1955
Hess, William	1960,61
Higgins, Peter	1967,69
Hildreth, Harry	1943
Hile, Charles	1893
Hill, Early	1956,57,58
Hiltgen, Chris	1989
Hintz, Eldridge	1946,47
Hirsbrunner, Paul	1940,41,42
Hirsch, Elroy	1942
Hobbs, Jon	1956,57,58
Hobbs, William	1957,58,59
Hodges, Dennis	1943
Hoefel, J. Merrill	1910,11,12
Hoegh, Mark	1952,53
Hoehn, Armand	1946,47
Hofer, Kenneth	1956
Hoffman, Brian	1984,85
Hoffman, Duncan	1964
Hoffman, Edward	1966,67,68
Hoffman, John	1971
Hohfield, Rudolph	1921,22
Hohman, Jon	1962,63,64
Holland, Louis	1961,62,63
Holland, Louis Jr.	1985
Holloway, Robert	1938,39
Holm, Kurt	1977,78
Holmes, George	1944
Holmes, Harvey	1897,98
Holmes, James	1957,58
Holstein, William	1901
Holt, Reggie	1990,91,92,93
Holzwarth, Karl	1957,59
Hoppman, Dave	1976
Hoskins, Mark	1940,41,42
Hosler, H.	1906,07
Hotchkiss, George	1927
Houston, Thomas	1977,80
Hovland, Lynn	1935,37,38
Howard, David	1954,55,56
Howard, J.	1906,08
Howard, Larry	1962,64
Howard, Michael	1984,85,86
Howay, Gregory	1963
Howell, Daniel	1987,89
Hubbard, Tom	1945
Hudson, Craig	1986,87,88,89
Huggett, Jerry	1991
Hughes, Paul	1981
Humphries, Anthony	1985
Hunt, Fred	1904
Hunt, Leon	1986,87,88,89
Hunter, Malvin	1987,88,89,90
Huntley, Lee	1906,07
Husting, Berthold	1898
Hutchinson, William	1950,51,52
Huxhold, Kenneth	1948,49,50
Huxhold, Terry	1958,59,60
Hyland, Richard	1968,69,70

LETTERMEN

I
 Iakisch, Robert 1907,08
 Irish, Russell 1922,23
 Isom, Adolph 1968,69

J
 Jackson, Brandt 1967,68
 Jackson, Keith 1993
 Jackomino, Bradley 1976,77,78
 Jacobazzi, Roger 1962,63,64
 Jacobi, Gustav 1917,19
 Jacobs, H.H. 1892,93,94,95
 Jacobson, Carl 1910
 Jaeger, Roger 1969,70,71
 Jakious, Richard 1972,73,74
 Jankowski, Eddie 1934,35,36
 Jankowski, Thomas 1964,65,66
 Jansen, Brian 1985
 Janule, Victor 1966
 Jax, James 1961
 Jefferson, Theodore 1970
 Jenkins, Lowell 1957,58,59
 Jenkins, Michael 1972,73,74
 Jenkins, Nathan 1965
 Jensen, Howard 1929,30
 Jensen, Paul 1934,35,36
 Jensen, Joel 1964
 John, Rex 1938, 45
 Johnson, Albert 1905,06
 Johnson, Bob 1963
 Johnson, Duane 1972,75
 Johnson, Ervin 1936
 Johnson, Eugene 1945
 Johnson, Farnham 1942
 Johnson, Gregory 1969,71
 Johnson, James 1968,70
 Johnson, Lawrence 1976,77,78
 Johnson, Leon 1986,87,88,89
 Johnson, Malcolm 1990
 Johnson, Richard 1982,83,84
 Johnson, Robert 1972,73,74
 Johnson, Ron 1992,93
 Johnson, Scott 1987,88
 Johnston, Robert 1984,85,86
 Joki, Matthew 1988
 Joliffe, W.M. 1897,98,99
 Jones, George 1904
 Jones, James 1963,64
 Jones, Michael 1981,82,83,84
 Jones, Rex 1974,75
 Jones, Theodore 1898, 1903
 Jones, Thomas 1976
 Jones, Timothy 1985
 Jordan, Lynn 1933,34,35
 Jordan, Tim 1982,84,85,86
 Josten, John 1978,80,82
 Joyce, Leo 1979,80,81
 Juneau, William 1899,00,01,02
 Jung, Louis 1964,65
 Jurewicz, Bryan 1993

Kalasmiki, Mike 1978,79
 Kaltenberg, Thomas 1975,76,77
 Karel, John 1892,94,95,96,98
 Kasiska, Robert 1924,25,26
 Kaye, Jesse 1964,65
 Keeler, Ray 1912,13,14
 Keeling, David 1982
 Keenan, Joe 1943
 Kelich, Joe 1982,83
 Kellogg, William 1960
 Kelly, Joseph 1947,48,49
 Kelly, Michael 1975,76
 Kelly, Pat 1977,78
 Kelly, W.M. 1914,16,17
 Kempthorne, Dion 1961,62
 Kennedy, Brant 1985,86,87
 Kennedy, Chris 1993
 Kennedy, Martin 1913,14
 Kennedy, Robert 1950,51,52
 Kerr, James 1889,90
 Kessenich, Paul 1949
 Ketelaar, William 1927,28,29
 Keyes, Bud 1985,86,87
 Keyes, Orton 1917
 Kieckhefer, Herbert 1916,17
 Kiessling, Oscar 1921
 Kiltz, John 1978
 Kindt, Don 1943,45,46
 King, Troy 1979,80,81,82
 Kissling, Dan 1986,87,88,89
 Kittel, Tom 1945,47,48
 Klinzing, Vern 1945
 Klosek, Timothy 1971
 Kmet, James 1983,84,85,86
 Knapp, George 1891,92
 Knauff, Donald 1946,47,48,49
 Knobel, F. 1898
 Knoeck, Tim 1986,87,88,89
 Kobza, Robert 1983,84
 Koch, Thomas 1971,72
 Koch, Walter 1915,16
 Kocourek, David 1956,57,58
 Koeck, Rich 1972,73,74
 Koehler, Harold 1941
 Koenig, William 1932,33
 Kolbusz, Don 1939
 Kolian, Richard 1955,56
 Konovsky, Robert 1954,55
 Kopina, Dan 1974,75
 Kostka, Wayne 1966
 Kowalski, Tim 1989
 Krall, David 1976,77,78
 Kralovec, Arthur 1916,17
 Kranhold, Harvey 1931,32
 Kreger, Jeffrey 1969
 Kreick, Ray 1939,40,41
 Krein, Joel 1979
 Krepfle, Mike 1978,80
 Kresky, Joe 1926,27,28
 Kreuz, Louis 1914,15,16
 Kreuz, Robert 1925,26
 Kron, Gary 1968
 Kroner, Gary 1961,62
 Krueger, Lee 1990,91,92,93
 Krueger, Matt 1991
 Kruger, Kenneth 1929,30,31
 Krugman, John 1970,71
 Krumrie, Tim 1979,80,81,82
 Kuenzler, John 1943
 Kuhlmeier, James 1966
 Kulcinski, Gerald 1958,59,60
 Kull, Fred 1891,92,93,94,95
 Kummer, Milt 1932,33,34



Linebacker Dan Kissling led the Big Ten in kickoff returns in 1986.

Kundert, Kenneth 1933,34
 Kunesh, Ervin 1960
 Kurek, Ralph 1962,63,64
 Kusa, James 1943,44

L

La Bun, Vladimir 1974,75
 LaCroix, Richard 1965,66
 Ladewig, Fred 1940
 Lager, Dennis 1965
 Laird, Ken 1943
 Lamia, Vincent 1973,74,75,76
 Lamphere, Robert 1953
 Landsee, Bob 1982,83,85
 Lane, William 1949,50,51
 Lange, Raymond 1911,12,13
 Lanphear, George 1936
 Lanphear, Dan 1957,58,59
 Larson, Albert 1898,99,00,01
 Larson, Lloyd 1924,25
 Laubenheimer, Roger 1943,44
 Leafblad, Ronald 1962,63,64
 Leaper, Wesley 1918
 Lee, Donald 1943,46
 Lee, Rory 1990
 Lehman, C. 1945
 Leith, Lester 1925,26
 Leppla, Robert 1975
 Lerro, Joe 1977
 Lerum, Arnie 1899,00,01
 Letz, Robert 1943
 Leu, Robert 1950,51
 Levenhagen, Mark 1972

Levenhagen, Michael 1973
 Levenhagen, Patrick 1954,55,56
 Levenick, Dave 1977,78,79,80,81
 Levine, Jason 1993
 Levisse, Lester 1905
 Lewis, Daniel 1955,56,57
 Lewis, Greg 1973,74,75
 Lewis, Richard 1980
 Lick, Dennis 1972,73,74,75
 Lick, James 1983
 Lick, Steven 1975,76,77
 Liethen, Alois 1929
 Liljequist, Lawrence 1902,03
 Linden, John 1928,29
 Lindsey, Scott 1969
 Linfor, Joe 1930,31,32
 Little, Gary 1972
 Little, James 1967
 LoCascio, Guy 1974
 Locklin, Ronald 1952,53,54
 Locklin, Stuart 1946
 Loehrke, John 1936,37,39
 Loepfe, Dick 1941,46,47
 Logemann, R. 1889
 Lokanc, David 1970,71,72
 London, Michael 1964,65
 London, Michael 1991,92,93
 Long, F. 1902
 Long, Thomas 1924,25
 Lonnborg, Thomas 1971,72
 Loope, T.E. 1889
 Lopp, Frank 1941,46
 Lorenz, Albert 1938,39,40
 Lorenz, Don 1978,79
 Losse, Gary 1969,70
 Lossow, Rodney 1985,86,87
 Loukas, Anthony 1964,65,66


K
 Kabat, Greg 1930,31,32

LETTERMEN

Lovshin, Leonard	1933,35,36
Lovshin, Ralph	1931,32
Lowe, Dean	1943
Lowe, William	1954,55,56
Lowery, Tony	1987,88,90,91
Lowman, M.	1907,08
Lubratovich, Milo	1928,29,30
Lucas, Richard	1975
Luko, Jeffrey	1979,81
Luksik, Franklin	1957
Lund, Gary	1970,71,72
Lurtsema, Rob	1993
Lusby, William	1928,29,30
Lutz, John	1943
Lyle, J.T.S.	1897
Lyles, Kevin	1993
Lyman, F.S.	1899
Lyman, T.U.	1892,93,94
Lynch, Brendan	1988,89,90,91
Lyons, Eugene	1940,41,42
Lyons, Terry	1974,75,76

M

Macias, Jay	1991,92,93
Mack, Jeffrey	1972,73,74
Mackmiller, William	1901,10,11
Magazzeni, Joe	1988,89
Mahnke, Allan	1934,35
Mahone, Tyrone	1989,90
Makris, George	1941,42
Maksen, Bill	1991
Malesevich, Bronko	1936,37
Malesevich, Emil	1936
Malone, Wally	1982
Mals, Ray	1945
Mangum, Mark	1990
Manic, Dennis	1972,73
Maniecki, Jason	1991,93
Manley, Corey	1990,91,92
Mann, Berthold	1918
Mansfield, Arthur	1928
Mansfield, Bob	1948,50
Mansfield, Von	1980,81
Marcin, Raymond	1963,65
Marconi, Joseph	1985
Marek, Billy	1973,74,75
Margoles, Harry	1918,20
Marks, Randall	1968,69,70
Marrow, Brian	1981,82,83
Marsh, Charles	1902
Marshall, Albert	1900,01
Martin, Carl	1952
Martin, James	1937
Martin, Jay	1913
Martine, Jim	1978,79
Maselter, William	1964,65
Maternowski, Curt	1989,90,91,92
Mather, Israel	1898
Matthews, Ira	1975,76,77,78
Mauerman, J.F.	1898
Maves, Earl	1946,47
May, William	1943
Mayer, Michael	1970,71,72
Mayo, Brad	1987,88,89
McAndrews, Harry	1924,25
McCauley, Thomas	1966,67,68
McClish, Michael	1969
McConnell, Philip	1989
McConnell, Tim	1974,75,76



Yusef Burgess topped the Big Ten in fumbles caused in 1993.

McCormick, Henry	1925
McCoy, James	1977,78
McCroory, Raymond	1915,16
McCullough, Carl	1993
McFadden, Thad	1980,81,83,84
McFadzean, Jim	1940,41,42
McGettigan, Pat	1989,90,91,92
McGiveran, Stanley	1924
McGovern, T.Y.	1892
McGuire, Walter	1930,31,32
McKaskle, Herman	1927
McKay, Bob	1940,41,42
McKinney, Gerald	1961
McKinnon, Kyle	1981
McLaughlin, Paul	1943
McMaster, Paul	1913,14
McMillin, James	1962
McNamara, William	1953,54,55
McNaught, J.H.	1890
McPherson, Charles	1896
Mead, Jack	1941,44,45
Mearlon, James	1968
Mehring, Robb	1988
Melka, Jim	1981,82,83,84
Melzner, Arthur	1904
Messina, Angelo	1972
Messenger, Daniel	1979,80
Messenger, Jeff	1991,92,93
Messmer, John	1906,07,08
Messner, Gary	1953,54

Meyer, Martin	1944,45
Meyer, Robert	1943
Meyers, C.M.	1889
Meyers, Paul	1915,16,19
Meyers, Tilden	1948,49,50
Mialik, Lawrence	1969,70,71
Michuda, Andrew	1974,75,76
Mielke, David	1983,84
Mietz, Robert	1974
Milaul, Frank	1941
Mileager, Richard	1975,76,77
Milek, Joseph	1964
Millar, William	1933
Miller, Carl	1922,23,24
Miller, Charles	1906,08
Miller, Chester	1928
Miller, Don	1939,40,41
Miller, James	1953,54,55
Miller, Jeff	1988,89,90
Miller, Kerry	1988,89,90
Miller, Ronald	1960,61
Miller, William	1953
Minter, Alan	1975,76,77
Moeller, Ralph	1937,38,39
Moffatt, William	1901,02
Moffett, Harold	1912
Mohapp, Dave	1978,79,80,81
Molinaro, Frank	1930,31,32
Moll, John	1908,10,11
Momcilovic, Milan	1987

Monk, Robert	1964
Monroe, Brad	1969
Montgomery, Ken	1962
Montgomery, Mark	1990,91,92,93
Montgomery, Steven	1977
Montoute, Sankar	1980
Monty, Pete	1993
Moon, Lancelot	1970,71
Moore, Brian	1959,60,61
Moore, James	1976,77,78
Morgan, Michael	1974,75,76,77
Morris, Melvin	1956,57
Mortell, Emmett	1935
Moss, Brent	1991,92,93
Motl, Kevin	1979,80
Mucklestone, R.W.	1907,08
Mucks, Arlie Sr.	1914
Muegge, Walter	1926
Mueller, Herb	1934
Mullen, Mike	1990
Murphy, Donald	1967,68,69
Murphy, Merritt	1900
Murphy, Peter	1907,08,11
Murray, Jack	1937,38,39
Muschinske, Bruce	1977

N

Namnack, Steve	1978
Nault, Jeffrey	1981,82
Neal, Marvin	1979,80,81,83
Negus, Fred	1942,46
Nellen, James	1934,35
Nelson, Gordon	1920,21
Nelson, Oscar	1893,94,96
Nelson, Parnell	1931
Nelson, Paul	1923,24,25
Nelson, Robert	1958,59
Nelson, Robert	1993
Nelson, Scott	1990,91,92,93
Nelson, Todd	1986,87,88
Nena, Gerald	1960
Nettesheim, Dave	1945
Nettles, James	1961,62,63
Newell, Robert	1987,88,89,90
Nichols, Thomas	1922,23,24
Nicolazzi, Richard	1957
Nines, Richard	1945
Nordwig, Todd	1971
Norvell, Aaron	1989,90,91,92
Norvell, Merritt	1960,61,62
Norwick, Joseph	1974,75
Nosbusch, Keith	1970,71,72
Novak, Clarence	1972,73,74
Nowak, James	1967,69
Nowka, Pete	1985,86,87,88
Null, Robert	1934,35
Nyquist, Matt	1992,93

O

O'Brien, George	1950,51,52
O'Brien, John	1902,04
O'Brien, John P.	1936,37,38
O'Dea, Pat	1896,97,98,99
O'Donahue, Pat	1949,50,51
O'Donnell, Jody	1979,80,81,82

LETTERMEN

O'Neill, Ed 1947
 Odomes, Nate 1984,85,86
 Ofstie, Harold 1911,12,13
 Olsen, Harold 1916
 Olshanski, Hank 1947
 Olson, William 1917
 Oman, Tury 1928,29,30
 Onstad, Erick 1891
 Orlando, Todd 1991,92,93
 Orlich, Dan 1945
 Orszula, Mark 1979,80
 Osswald, Chris 1981,83,84
 Osthoff, Oscar 1907,08,09
 Otterback, Harold 1946,47,48,49
 Otto, Tim 1988
 Owens, Fred 1987,88,89

P

Paar, Ronald 1962,63
 Pacetti, Mario 1932,33,34
 Pacetti, Nello 1929,31,32
 Pagel, John 1972
 Panos, Joe 1991,92,93
 Parish, Forest 1948
 Parish, Steven 1979
 Parks, John 1927,28,29
 Partington, Paul 1986,87,88
 Paskvan, George 1938,39,40
 Passini, Michael 1971,72
 Patterson, Brian 1993
 Paul, Herbert 1937
 Peabody, Alvin 1972,73,74
 Peak, Vern 1935,36,37
 Pearce, James 1967
 Pearce, Benjamin 1922
 Pearson, Bret 1981,82,83,84
 Peele, H.J. 1896,97,99
 Perkins, Ronald 1958,59,60
 Perry, C.S. 1903,04
 Peters, Kenton 1951,52
 Peters, Shawn 1988
 Peters, Thomas 1955,57
 Peterson, Clarence 1936
 Peterson, Donald 1939,40
 Peterson, H. 1903
 Peterson, Keith 1985,86,88
 Peterson, Marv 1932,33
 Peterson, Phillip 1966
 Peterson, Robert 1939
 Petruska, Robert 1948,49,50
 Phillip, Clifford 1940
 Pickens, Robert 1963
 Pierce, Brad 1983,84
 Pierce, Brady 1988,89,90
 Pierce, Maurice 1910,11
 Pike, Harry 1933
 Pillath, Roger 1961,62,63
 Pinnow, Gary 1964,65
 Pinnow, John 1946,47,48
 Piper, Robert 1943
 Piraino, Albert 1964
 Pittleman, Irving 1944
 Pizer, Gordon 1934
 Pluff, Gary 1968
 Pohl, Neil 1934,36,37
 Poindexter, William 1970,71
 Polaski, Steve 1922,24,25
 Polczynski, Nick 1989,90
 Pollard, Ronnie 1973,74,75,76

Pollock, Chester 1911
 Pophal, Raymond 1944
 Popp, Anton 1935
 Porett, Leo 1933
 Pottinger, Earl 1945
 Powell, Thomas 1912
 Powell, Walter 1912,13
 Prael, F.W. 1889
 Pratt, Syllas 1993
 Prchlik, Arthur 1951,52
 Price, Art 1983,84
 Price, Arthur 1928
 Price, Edgar 1944,47,48
 Price, J. 1903
 Price, William 1949
 Prins, Richard 1943
 Proctor, Thomas 1952
 Propson, Michael 1969
 Prusinski, Michael 1976
 Purnell, James 1961,62,63
 Pyre, J.F.A. 1891,95,96

Q

Quaerna, Arnold 1963


R

Rabas, Greg 1980,81
 Rabas, Thomas 1955
 Radcliffe, Robert 1948,49,50
 Raddatz, Craig 1983,84,85,86
 Radke, Fred 1925
 Rafko, Nick 1990,91,92,93
 Ramlow, Richard 1943
 Rapps, David 1988,89,90
 Rasmussen, Jeff 1991,92
 Rasmussen, John 1974,75,76
 Rau, Harold 1914,15
 Ray, Bob 1940,41,42
 Raymer, Cory 1991,92,93
 Reber, Thomas 1980
 Rebholz, Harold 1927,28,29
 Rebholz, Harold Jr. 1953
 Rebholz, Russ 1930,31
 Reddick, Melvin 1967,68,69
 Reese, Dwight 1991,92
 Regan, Jim 1942
 Reich, Robert 1943
 Reichardt, Rick 1962,63
 Reid, Michael 1983,84,85,86
 Reimer, John 1974,75
 Reineck, Gary 1966,67,68
 Reinke, James 1954,55,56
 Reise, Steven 1973
 Relich, Daniel 1976,77,78
 Remp, R.W. 1903,04
 Rendtorff, Edmund 1893
 Rennebohm, Robert 1946,47
 Rhodes, Rodney 1972,73
 Rhymes, John 1993
 Rice, Eric 1964,65,66
 Richards, John 1892,93,94,95
 Richards, Marshall 1980
 Richardson, Charles 1972
 Richardson, Curtis 1980,81
 Richardson, Seth 1900

Richter, Bob 1964,65,66
 Richter, Pat 1960,61,62
 Ridlon, Walter 1966,67
 Rieger, Harry 1914,15
 Riewer, Frank 1941
 Riordan, James 1937
 Riordan, J.P. 1895,96,97,00
 Ritcherson, Lewis 1969
 Roan, Michael 1991,92,93
 Roberts, George 1941
 Roberts, Jacques 1968
 Roberts, John 1940,42
 Roberts, Ronald 1953
 Robertson, Arthur 1943
 Robinson, Bradbury 1903
 Robinson, Rafael 1988,89,90,91
 Rodgers, James 1957
 Rodriguez, Joe 1976,77
 Roedel, John 1965
 Rogenski, Theodore 1960
 Rogers, C. 1899
 Rogers, Harlan 1906,07,08
 Rogers, James 1959
 Rohde, Kevin 1982,83
 Rooney, Harold 1941
 Rosandich, Ron 1955
 Rose, Eugene 1926,27,28
 Rose, Randy 1974,75,76
 Roseth, Leonard 1905,09
 Ross, James 1985,86,88
 Ross, John 1933
 Rothbauer, Joe 1978,79,80
 Rowe, Charles 1943
 Rudat, Karl 1967,68
 Rudolph, Joe 1992,93
 Ruetz, Howard 1978,79,80
 Russell, James 1992
 Rustman, Karl 1947,48
 Rutenberg, Bill 1980
 Rutenberg, William 1952
 Rux, Steve 1986,87
 Ryan, John 1966,67,68
 Ryan, John E. 1893,94,96,97

S

Sachen, Michael 1964,65
 Sachtjen, Kenneth 1948,49,50
 Safranek, Randy 1972
 Saleh, Tarek 1993
 Salen, Gregory 1973
 Salmons, David 1968
 Samp, Edward 1910,11,12
 Sanger, Art 1972,73,74
 Sanger, Carl 1933
 Sanger, Fred 1925
 Sauter, Kendall 1939
 Savage, Corey 1981
 Sawicki, Mark 1978
 Schade, Donald 1959,60,61
 Schaefer, Jerry 1948,49
 Schaffner, Donald 1966,68
 Scheid, Terry 1970
 Schenk, James 1961,62
 Schernecker, Edward 1922
 Schick, William 1983,84,85
 Schieble, Dan 1976,77,78
 Schiller, Robert 1931,32,33
 Schinke, Thomas 1965,66,67
 Schleisner, Bill 1950,51




Fred Owens led the Badgers in kickoff returns three straight years. He holds the school career kickoff return yardage record by nearly 500 yards.

Schlicht, Kurt 1983
 Schliksbier, Karel 1975
 Schmidt, Edward 1914
 Schmidt, Rudy 1968,69
 Schmitsch, Richard 1966,67
 Schmitz, Bill 1937,38,39
 Schneider, Alfred 1923
 Schneider, James 1969
 Schneider, Paul 1992
 Schneider, W.H. 1904
 Schneller, John 1930,31,32
 Schnetzky, Rick 1993
 Schoessow, Wallace 1966,67,68
 Schofield, Harvey 1902,03
 Schoonover, Alan 1957,59
 Schrader, David 1970,72
 Schreiber, William 1900,01
 Schreiner, Dave 1940,41,42
 Schremp, Thomas 1977,78,79
 Schroeder, Daniel 1973
 Schuelke, Karl 1933,34,38
 Schuette, Paul 1926
 Schwartz, John 1944
 Schwarze, Herbert 1924
 Schymanski, James 1971,72,73
 Scott, Ralph 1917,19,20
 Scribner, Charles 1907,08
 Seamonson, Al 1980,81
 Searcy, Henry 1990,91,92,93
 Seelinger, Len 1941,42
 Seifert, Michael 1971,72,73
 Seis, Dean 1980
 Self, Clarence 1943,46,47,48
 Senczyszyn, David 1990
 Senn, Ed 1980
 Senn, George 1898,99,00,01
 Severson, Peter 1981,82

HONORS

LETTERMEN

Shackerford, Lamark	1990,91,92,93
Sharp, Duer	1988,89,90,91
Sharron, Scott	1985
Shea, Bob	1945,47,48
Sheehan, William	1929
Sheldon, Walter	1889,92,95,96
Shelton, Rodney	1991
Shinnick, Thomas	1968,69,71
Shoemaker, Lawrence	1927,29
Shong, A.C.	1898
Shorney, Gordon	1919
Shumate, Mark	1979,80,81,82
Shwaiko, Paul	1952,54,55,58
Silverwood, T.P.	1895,96
Silvestri, Carl	1962,63,64
Simala, Jay	1992
Simcic, John	1948,49,50
Simkowski, George	1950,51,52
Simmons, Douglas	1930,31
Simmons, Ken	1973,74,75
Simonson, Richard	1956
Simpson, Eber	1915,16,17
Simpson, George	1915
Sims, Clint	1979,80,81,82
Sims, Darryl	1980,81,82,84
Sivyer, Benjamin	1917
Sklare, Scott	1975
Skow, Emil	1900,01
Slaughter, B.K.	1924
Smith, Brian	1982
Smith, Frederick	1918,19
Smith, Harold C.	1928,32,33
Smith, Harold, F.	1929,30,31
Smith, Jerome	1950,51
Smith, John B.	1972,73
Smith, John H.	1967,68
Smith, Leonard	1922
Smith, Lewis	1927,28,29
Smith, Lynwood	1914,15
Smith, Ronald	1962,63,64
Smith, William	1961,62,63
Smolich, Michael	1970,71
Snell, Ray	1977,78,79
Snell, Robert	1968
Sobocinski, Phil	1964,65,66
Soukop, Rudolph	1906,07
Souza, Wayne	1977,78
Spaeth, Tony	1989,90,91,92
Sparger, David	1985,86
Spencer, Troy	1985
Spiller, Rod	1993
Sprague, Charles	1958
Springer, Ernest	1906,08
Spurlin, Larry	1979,80,81
Staiger, David	1949,50
Stalcup, Jerry	1957,58,59
Staley, Ronald	1960,61
Stangel, C.G.	1898
Stanley, Henry	1935
Starch, Ken	1973,74,75
Stark, Harold	1917
Stark, Howard	1919,20
Stark, Steve	1992,93
Stassi, Mike	1982
Stauss, Tom	1977,78,79
Stavrum, Edwin	1913,14,15
Stein, Jeffrey	1987
Steiner, Ronald	1957,58,59
Steiner, Rudy	1971,72
Steinmetz, George	1950,51,52
Stejskal, Dennis	1975,76,77
Stellick, Jack	1955



Eric Unverzagt collected 75 tackles in his first year as a starter.

Stensby, Clarence	1951,52,53,54
Stephenson, Dennis	1969,70
Steverson, Ron	1980,81
Stewart, Jon	1973
Stiehm, Ewald	1906,07,08
Stieve, Terry	1973,74,75
Stills, Ken	1983,84
Stipek, Ray	1923,24,25
Storck, Robert	1970,71,72
Stout, Ward	1930,31
Stracka, Tim	1978,79,80,82
Strain, Clair	1931,32,34
Straubel, Austin	1924,25,26
Street, Lester	1896
Strehlow, Rollie	1949,50,51
Striefel, Rick	1986
Stroede, Terrence	1978,79
Strongquist, Luther	1904
Strop, Todd	1989,91
Stupka, Bob	1942
Subach, Mark	1980,81,82
Suits, William	1960
Suminski, David	1950,51,52
Sumner, Louis	1889,91,92
Sundt, Guy	1918,19,20,21
Surber, Gordon	1947
Swalve, Gary	1966,67,68
Swan, Scott	1981
Swiderski, Edward	1930
Swopes, Aaron	1987

Sydnor, Eric	1985,86
Sydnor, Raymond	1978,79
Sykes, Robert	1922,27

T

Taft, Merrill	1922,23
Tams, Mike	1989,90
Tandberg, Alvin	1911,12,13
Tanson, Dave	1986
Tarrell, Lucius	1904,05
Tarzetti, Kenneth	1944
Taulien, John	1985
Taylor, George	1913,14
Taylor, Glenn	1915,16
Taylor, John	1919
Taylor, Robert	1982,84,85,86
Teague, Robert	1949
Tebell, Gustaf	1920,21,22
Teckemeyer, Oscar	1923,24
Teets, Richard	1985,86
Temp, James	1952,53,54
Tennant, John	1938,39,40
Terrell, Melvin	1980,84
Teteak, Richard	1956,57,58
Teteak, Deral	1949,50,51
Thiele, R.C.	1891

Thomas, Charles	1954,55
Thomas, Greg	1987,88,89,90
Thomas, Vaughn	1979,80,81,82
Thompson, Alan	1969,70,71
Thompson, George	1895
Thompson, Jerry	1944,45
Thompson, Jim	1945,46
Thompson, Mike	1991,92,93
Thompson, Patrick	1990,91,92
Thompson, Rich	1988,89,90,91,92
Thornally, Dick	1940,41,42
Turner, George	1930,31,32
Tietz, John	1966,67
Tobias, Dave	1930,31,32
Todd, Wayne	1966,67,68
Toepfer, Jim	1947
Tommerson, Clarence	1934,35,36
Tompkins, Reginald	1985,86
Toon, Al	1982,83,84
Tormey, Albert	1912,13
Tormey, Thomas	1900
Tornow, Elmer	1938,39
Torpfer, Jim	1947
Tratt, Paul	1897,98,99,00
Tratt, W.F.	1892
Trautman, George	1894,95
Trautman, H.	1896
Trotta, Lee	1968
Tucker, Melvin	1990,91,92
Turk, Daniel	1983,84
Turturro, Ralph	1978

U

Underwood, Pete	1987
Underwood, Steven	1960,61,62
Unverzagt, Eric	1991,93
Ursin, Donald	1952,53,54
Usher, Edison	1918

V

Vance, Jerry	1980,81
VandenBoom, Matt	1980,81,82
Vanderboom, E.J.	1902,03,04,05
Vanderhoof, William	1950
Vander Kelen, Ron	1962
VanderVelden, Donald	1960,61
Vanderveldt, Jamie	1993
VandeZande, Chad	1985,86,87,88
VanGent, Conrad	1911,13
VanRiper, John	1911,12
VanRoo, Todd	1992
Vaughn, Harold	1917
Veit, Sam	1991,92,93
Veith, Steven	1977,78,79
Vergetis, Gus	1953
Vernon, Calvin	1948
Versnik, Ron	1980,81,82
Verstegen, Mike	1991,92,93
Vesel, Charles	1960
Vesperman, Michael	1973,74
Vincent, Troy	1988,89,90,91
Vinci, Steven	1986,87,88
Vine, Jeffrey	1976,77,78,79
Vogds, Evan	1941,42
Vogt, Hugo	1943

LETTERMEN

Voigt, Stuart 1967,68,69
 VonBremer, George 1925,26,27
 Von Heimburg, Ernest 1962,64
 Voss, Donald 1951,52
 Vranesh, George 1941

W

Wagner, Jeffrey 1985,86,88
 Wagner, John 1977
 Wagner, Robert 1978
 Wagner, Rube 1926,27,28
 Wagner, Steven 1973,74,75
 Walgenbach, Gene 1941
 Walker, Albert 1957
 Walker, Averick 1983,84
 Walker, Carlton 1980,81
 Walker, David 1891,92
 Walker, Elbert 1969,70,71
 Walker, Melvin 1967
 Walsh, Jeffrey 1977
 Walter, Ted 1980
 Ware, Tim 1989,90,91,92
 Warren, Ebert 1927,28,29
 Wartinbee, Bob 1948
 Washburn, Cliff 1943
 Washer, Charles 1903
 Washington, Lee 1976,77
 Washington, Selvie 1973,74
 Wasikowski, Paul 1978
 Wasserbach, Lloyd 1940,41,42
 Watrud, James 1977
 Watters, Philip 1986
 Weber, Bernard 1943,44
 Webster, Michael 1971,72,73
 Weems, Cyril 1993
 Wegner, Edmund 1938,39,40
 Weigandt, Bob 1937,38
 Weiger, Ralph 1943
 Weimar, Albert 1913,14,15
 Weiske, Bob 1944,47,48
 Weiss, Howard 1936,37,38
 Welch, George 1977,78,79
 Welch, Myron 1926,27
 Wernicke, C.F.G. 1912
 Wescott, Ward 1901
 Wesley, James 1971,72
 Westedt, Paul 1933
 Weston, Frank 1917,19,20
 Westphal, John 1980,81
 Weyker, Jeff 1988
 Wheeler, Mark 1984
 Wheeler, Sam 1965,66,67
 White, Jeff 1974
 White, LaMarr 1987,88,89,90
 Whitmore, Alba 1907
 Whitmore, Joseph 1907
 Whittaker, Elmer 1906,07,09
 Whittaker, Terry 1969,70,71
 Wiener, M.R. 1890
 Wiesner, Thomas 1958,59,60
 Wilce, John 1907,08,09
 Wilder, Lee 1969,70
 Wilke, Earl 1925,26
 Willding, Robert 1939,40
 Williams, Bill 1986,87,88,90
 Williams, Dean 1893
 Williams, Edward 1923
 Williams, John 1979,80,81,82

Williams, John L. 1989
 Williams, Robert 1985,87
 Williams, Robert 1989,90,91
 Williams, Roland 1920,21,23
 Williams, Sid 1956,57,58
 Williams, Stanley 1972,73,74
 Willson, Milo 1932
 Wilmarth, George 1899
 Wilson, Glen 1953,54
 Wilson, J. Donald 1935
 Wilson, J. Robert 1925,26,27
 Wilson, Robert 1946,47,48,49
 Wilson, Sean 1989,90
 Wimmer, Hugo 1952
 Wimmer, James 1930
 Wimpres, James 1974
 Winckler, Bob 1979,80,81,82
 Windward, Erwin 1935,36
 Winfrey, Carl 1968,69,70
 Wings, David 1985,86,87,88
 Wink, Jack 1942,46,47
 Winslow, George 1982,83
 Wirth, Jeff 1990,91,92,93
 Withers, Edward 1949,50,51
 Witkus, Douglas 1976,77
 Witt, Gerald 1951,52,53
 Wittig, Richard 1961
 Wojdula, Andy 1961,62,63
 Wojtowicz, George 1978
 Wolf, Jeffrey 1987,88
 Wood, John 1966
 Woodford, Bruce 1977
 Woods, James 1920,21
 Wrabetz, Voyta 1903,04,05
 Wright, James 1935
 Wright, Randy 1981,82,83
 Wuhrman, Jerald 1952,53
 Wunsch, Jerry 1993

Y

Yanakos, William 1966,67,68
 Yarborough, William 1968,69,70
 Yderstad, Charles 1948,49,50
 Yeager, Clive 1898,99
 Yocum, Chad 1991,92,93
 York, Claude 1938,39
 Young, Daniel 1979
 Young, Richard 1969
 Young, Scott 1993
 Young, Stephen 1962,63

Z

Zakula, Mark 1972,73,74
 Zeisler, George 1906
 Zeman, Robert 1957,58,59
 Ziemetz, Arthur 1974
 Ziese, Edgar 1927
 Zimmerman, John 1973,74,75
 Zinke, Arthur 1913
 Zoelle, Charles 1947
 Zouvoas, Peter 1957,59
 Zullo, Vince 1991,92,93
 Zych, Lester 1943

W Club Hall of Fame

The National W Club, in cooperation with the Wisconsin Department of Athletics, established a Hall of Fame in 1991 to honor former players, coaches and administrators. Listed below are the inductees.

Alan Ameche

Ray Arrington

Buck Backus

Rolland Barnum

Marty Below

Cathy Branta

Cindy Bremser

Milt Bruhn

"Cub" Buck

"Butts" Butler

Robert Cook

Omar Crocker

D'Lynn Damron

Mike Eaves

Gene Englund

Charles Fenske

Rufus Ferguson

"Bud" Foster

Don Gehrman

Carie Graves

Pat Harder

"Crazylegs" Hirsch

Eddie Jankowski

Bob Johnson

Mark Johnson

Tom Jones

Lee Kemp

John Kotz

Harvey Kuenn

Lloyd Larson

George Levis

Cliff Lutz

Pat Matzdorf

Charles McGinnis

Dr. Walter Meanwell

Wally Mehl

John Messmer

Arlie Mucks, Sr.

Art Nielsen

Pat O'Dea

Pat O'Donahue

George Paskvan

Rolf Poser

Don Rehfeldt

Gene Rankin

Pat Richter

"Biddy" Rogers

Dave Schreiner

Chris Steinmetz

Guy Sundt

Woodie Swancutt

John Walsh

Charles Walter

Howard Weiss

Fred Westphal

Rollie Williams

Ivan Williamson

"Red" Wilson

Ed Withers

Boldface indicates individual was involved with the football program either as coach or player

RETIRED NUMBERS


Elroy "Crazylegs" Hirsch #40

Although he played football only one season at Wisconsin, Hirsch is one of the most beloved figures in Badger sports history. Hirsch, nicknamed "Crazylegs," rushed for 786 yards for Wisconsin's 8-1-1 team in 1942. He also starred for nine seasons with the Los Angeles Rams before returning to Wisconsin as Director of Athletics from 1969-87.




Allan Shafer #83

The memory of former QB Allan Shafer is continued with the "Living Memorial" Scholarship that is given in his name. Shafer was fatally wounded during the 1944 Wisconsin-Iowa game. Shafer is one of two Badgers (Jay Seiler is the other) to die from a football injury.



Dave Schreiner #80

The two-time all-America end (junior and senior) was named Western (later the Big Ten) Conference Player of the Year in 1942. Schreiner lettered three seasons at Wisconsin as an end both on offense and defense. He is a member of the National Football Foundation and the National W Club Halls of Fame and the University of Wisconsin's all-time team.



Alan Ameche #35

Ameche is one of the greatest backs in UW history and the 1954 Heisman Trophy winner. Nicknamed "The Horse," he was a two-time all-American and ended his career as the NCAA's all-time leading rusher. He led the Badgers to the 1953 Rose Bowl, where he rushed for 133 yards against USC. The five-time Pro Bowl pick was inducted in the NFL Hall of Fame in 1975.



ALL-TIME TEAM

In conjunction with the centennial celebration of college football in 1969, Wisconsin fans were asked to select the University's all-time team.

The 11-man unit features Heisman Trophy winner **Alan Ameche**, who was voted Wisconsin's all-time greatest player. Ameche, a two-time all-American, concluded his brilliant career as the NCAA's all-time rushing leader. The other members of the squad:

Ken Bowman — three-year letterman (1961-63), first-team academic all-Big Ten and academic all-American.

Howard Buck — captained the 1915 squad and was named all-Big Ten and consensus all-American.

Pat Harder — led the Big Ten in rushing as a sophomore and was an all-America fullback in 1942 ... named the Badgers' team MVP in 1941.

Elroy Hirsch — halfback on the 1942 Badger team that was ranked third in the nation, he later served as UW Athletic Director (1969-87).

Dan Lanphear — three-year letterman on the line and a 1959 all-Big Ten pick at tackle.

Arlie Mucks — an all-American in 1914, he won a silver medal in the discus at the 1912 Olympics.

Pat Richter — all-American on the field and in the classroom, Richter was named Wisconsin's Director of Athletics in 1989 ... won an NCAA Silver Anniversary Award.

Dave Schreiner — two-time all-America end and the 1942 Western Conference Player of the Year ... captained the Badgers in 1942 when he was team MVP.



Ron Vander Kelen — led Badgers to the 1963 Rose Bowl where he passed for a record 401 yards ... finished ninth in the voting for the 1962 Heisman Trophy.

Robert Wilson — Big Ten MVP and UW's 1950 Medal of Honor winner.

All-time Greatest Player



Alan "The Horse" Ameche set a then-NCAA record with 3,345 career yards rushing. The two-time all-American was a standout in the classroom, too. He was named to the CoSIDA academic all-America Hall of Fame in 1992.




Arlie Mucks



SILVER TROPHY WINNERS

Six Wisconsin players have won the *Chicago Tribune's* Silver Football, given to the Big Ten Most Valuable Player.


Brent Moss (right) became the first Badger since Ron Vander Kelen to win the award. Moss was the Big Ten's leading rusher by more than 450 yards in 1993.




Ron Vander Kelen (1962)




Alan Ameche (1954)



Howard Weiss (1938)




Dave Schreiner (1942)



Robert Wilson (1949)

Wisconsin

RECORDS



- Team Records (134-35) ■ Biggest Margins (136) ■ Camp Randall Records (137) ■ Top Seasons (138-39) ■ Career Top 10 (140-41) ■ Career, Season & Game Records (142-50) ■ Last Time (151) ■ Long Plays (152-53) ■ Yearly Leaders (154-58) ■ Pre-modern Era (159) ■ Series Records (160-62) ■ Scores (163-71) ■ Yearly Records (172-73) ■ Attendance (174-77) ■ Game Leaders (178-79) ■ Homecoming & TV (180) ■ Series Records (181) ■ Bowl Games (182-86)

TEAM RECORDS

Single-game Offense

Rushing

Attempts — 79 vs. Northwestern (551 yards), 1974
 Yards — 551 vs. Northwestern (79 att.), 1974
 Yards (Pre-modern) — 563 vs. Lawrence, 1921
 Average per attempt — 8.29 vs. Northwestern (49-406), 1983
 Touchdowns — 7 vs. Missouri, 1974; vs. Northwestern, 1981; vs. Northwestern, 1993

Passing

Attempts — 54 vs. Iowa (25 comp.), 1983
 Completions — 34 vs. USC (49 att.), 1963
 Percentage (min. 10 att.) — .944 vs. Northwestern (17-18), 1993
 Yards — 423 vs. Minnesota, 1993
 Average per attempt — 11.45 vs. Northwestern (31-355), 1990
 Touchdowns — 5 vs. Nevada, 1993; vs. Purdue, 1993
 Interceptions — 6 three times; MR: vs. Iowa, 1982
 Pass efficiency — 215.40 at Purdue, 1993

Total Offense

Plays — 97 vs. Iowa, 1969; vs. Illinois, 1969
 Total yards — 630 vs. Wyoming (548 rush., 82 pass.) in 1973
 Total yards (Pre-modern) — 697 vs. Lawrence (563 rush., 134 pass.) in 1920
 Average per play — 8.33 vs. Northwestern (75-625), 1993

Scoring

Points in quarter — 35 vs. New Mexico St., 1962
 Points in half — 38 vs. Northwestern, 1981
 Points in game — 69 vs. New Mexico State, 1962
 Points in game (Pre-modern) — 106 vs. UW-Whitewater, 1890
 Touchdowns — 10 vs. New Mexico State, 1962
 PATs — 9 vs. New Mexico State (10 att.), 1962
 PAT attempts — 10 vs. New Mexico State (9 made), 1962
 Field goals — 4 vs. Minnesota, 1976; vs. Kentucky, 1984; vs. Bowling Green St., 1992; vs. Purdue, 1992
 Field goal attempts — 6 vs. Minnesota, 1961; vs. Northwestern, 1977

Punting

Most punts — 13 vs. Miami, Fla. (504 yards), 1989
 Fewest punts — 0 several times; MR: vs. Mich. State, 1993
 Yards — 504 vs. Miami, Fla. (13 punts), 1989
 Average per punt — 52.3 (4-209) vs. Missouri, 1974

Punt Returns

Punt returns — 11 vs. Indiana (96 yards), 1951
 Yards — 277 vs. Iowa (7 ret.), 1947
 Touchdowns — 3 vs. Iowa, 1947
 Average per ret. (min. 3 att.) — 39.6 vs. Iowa (7-277), 1947

Kickoff Returns

Kickoff returns — 10 vs. Ohio State, 1969; vs. Michigan, 1988
 Yards — 187 vs. Indiana (6 ret.), 1971
 Touchdowns — 1 several times; MR: vs. Illinois, 1989
 Avg. per ret. (min. 3 att.) — 46.0 vs. N. Illinois (3-138), 1985

Miscellaneous

First downs — 37 vs. Northwestern, 1974
 Fewest fumbles — 0 several times; MR: vs. Illinois, 1993
 Fewest fumbles lost — 0 several times; MR: vs. UCLA, 1994
 Fewest penalties — 0 several times; MR: vs. Minnesota, 1992
 Fewest pen. yards — 0 several times; MR: vs. Minnesota, 1992

Season Offense

Rushing

Attempts — 612 (55.6 avg.) in 1974
 Yards — 3,181 (250.8 avg.) in 1993
 Average per attempt — 5.2 in 1974
 Average per game — 250.8 in 1993
 Touchdowns — 38 (3.5 avg.) in 1974

Passing

Attempts — 340 (179 comp.) in 1982
 Completions — 191 (283 att.) in 1993
 Percentage — 67.5 (191-283) in 1993
 Yards — 2,453 (204.4 avg.) in 1993
 Average per game — 216.4 in 1993
 Average per attempt — 8.7 in 1993
 Fewest interceptions — 5 in 1970
 Touchdowns — 20 (1.7 avg.) in 1993
 Pass efficiency — 155.8 in 1993

Total Offense

Plays — 886 (5,462 yards) in 1993
 Yards — 5,462 (886 plays) in 1993
 Average per game — 455.2 in 1993
 Average per play — 6.2 in 1993

Scoring

Points — 359 (32.6) in 1983
 Points per game — 32.6 in 1983
 Touchdowns — 49 (4.4 avg.) in 1983; (4.1 avg.) in 1993
 PATs — 45 (48 att.) in 1983; (48 att.) in 1993
 PAT attempts — 48 (45 made) in 1983; (45 made) in 1993
 PAT percentage — 100.0 several occasions (32 of 32) in 1981
 Field goals — 22 (32 att.) in 1992
 Field goal attempts — 32 (made 22) in 1992
 Field goal percentage (min. 15 att.) — .800 (16-20) in 1987
 Safeties — 4 in 1951

TEAM RECORDS

Punting

Punts — 81 (3,047 yards) in 1968
 Yards — 3,047 (81 punts) in 1968
 Average per punt — 43.0 (67-2,879) in 1986

Punt Returns

Punt returns — 51 (5.7 avg.) in 1951
 Yards — 524 (17.5 avg.) in 1947
 Average per return — 17.5 (30-524) in 1947

Kickoff Returns

Kickoff returns — 61 (5.5 avg.) in 1988
 Yards — 1,164 (97.0 avg) in 1986
 Average per return — 23.5 (28-657) in 1962

Miscellaneous

First downs — 298 in 1993
 Fewest fumbles — 14 in 1945
 Fewest fumbles lost — 6 in 1982
 Fewest penalties — 25 in 1950
 Fewest penalty yards — 202 in 1950
 Third-down conversion percentage — .583 (88-151) in 1993
 Fourth-down conversion percentage — .750 (12-16) in 1992

Single-game Defense**Rushing Defense**

Fewest attempts — 16 by Marquette (5 yards), 1946
 Fewest yards — minus 18 by Iowa, 1951
 Fewest yards (Pre-modern) — minus 87 by Iowa, 1941
 Lowest average per attempt — minus 0.5 by Iowa, 1951

Passing Defense

Fewest attempts — 3 by Ohio State, 1958 and 1961
 Fewest completions — 0, four times; MR: Minnesota, 1977
 Lowest Percentage — 0.0, four times; MR: Minnesota, 1977
 Fewest yards — 0, five times; MR: Minnesota, 1977
 Lowest average per att.— 0.0 several times; MR: Minnesota, 1977
 Interceptions — 7 by Minnesota, 1954
 Interception return yards — 149 by Minnesota, 1983
 Average per ret. (min. 3 att.) — 37.3 by Minnesota (4-149), 1983

Total Defense

Fewest plays — 34 by Marquette (115 yds.), 1946
 Fewest plays (Big Ten) — 43 by Mich. State (376 yds.), 1955
 Fewest total yards — 71 by Cal (24 rush., 47 pass.), 1946
 Fewest total yards (Pre-modern) — minus 19 by Iowa (-87 rush., 68 pass.), 1941
 Lowest average per att. — 1.0 by Cal (71 plays, 71 yards), 1946

Scoring

Fewest points — 0, many times; MR: by Mich. State, 1983

Miscellaneous

Fewest first downs — 5 three times; MR: by Penn State, 1953
 Most turnovers — 10 by Purdue (6 fum., 4 int.), 1951
 Most fumbles caused — 11 by Illinois, 1945
 Most fumbles recovered — 8 by Illinois, 1948

Season Defense**Rushing Defense**

Attempts — 345 (38.3 avg.) in 1951
 Fewest yards — 601 (66.8 avg.) in 1951
 Fewest touchdowns — 4 in 1951
 Lowest average per attempt — 1.7 (345 plays, 601 yards) in 1951
 Lowest average per game — 66.8 (601 yards) in 1951

Passing Defense

Fewest attempts — 117 (44 comp.) in 1956
 Fewest completions — 44 (117 att.) in 1956
 Lowest percentage — 36.9 (52 of 141) in 1953
 Fewest yards — 661 in 1953
 Lowest average per att. — 4.7 (141 att., 661 yards) in 1953
 Lowest average per game — 73.4 (661 yards) in 1953
 Interceptions — 26 in 1981
 Interception return yards — 366 (21 int.) in 1983
 Fewest touchdowns — 4 in 1951

Total Defense

Fewest plays — 526 (2,409 yards) in 1947
 Fewest total yards — 1,393 (154.8 avg.) in 1951
 Lowest average per play — 2.65 (526 plays, 1,393 yards) in 1951
 Lowest average per game — 154.8 (1,393 yards) in 1951
 Fewest touchdowns — 8 (0.9 avg.) in 1951


Scoring

Fewest points — 53 (5.9 avg.) in 1951
 Fewest points (Pre-modern) — 5 (0.6 avg.) in 1901
 Lowest average per game — 5.9 (53 in 9) in 1951
 Shutouts — 2 seven times; MR in 1983

Miscellaneous

Fewest first downs — 82 in 1951
 Most turnovers gained — 41 in 1959
 Most fumbles caused — 44 in 1959
 Most fumbles recovered — 25 in 1972

TEAM RECORDS



J.C. Dawkins caught 36 passes and had the longest reception (49 yards) of the season in his first campaign as a starter.

Largest winning margins

56	New Mexico State	1962	69-13
54	Marquette	1957	60-6
52	Northwestern	1981	52-0
50	Marquette	1958	50-0
49	at Northwestern	1983	49-0
48	Illinois	1969	55-7
45	at Northwestern	1974	52-7
41	at Northwestern	1951	41-0
41	Western Michigan	1963	41-0
41	Illinois	1969	55-14
41	South Dakota	1975	48-7

Largest losing margins

59	at Ohio State	1979	0-59
56	at Michigan	1977	0-56
56	at Ohio State	1975	0-56
55	at Ohio State	1969	7-62
54	at Michigan	1979	0-54
53	at Michigan State	1978	2-55
51	Illinois	1965	0-51
49	at Michigan	1987	0-49
48	Michigan	1988	14-62
48	Miami, Fla.	1989	3-51

Top single game offensive marks

Yards rushing

551	Northwestern, 1974
548	Wyoming, 1973
474	Northwestern, 1981
441	Marquette, 1956
435	Minnesota, 1974
412	Northwestern, 1957
406	Northwestern, 1982
406	Northwestern, 1983
392	W. Michigan, 1963
384	Utah, 1987

Yards passing

423	Minnesota, 1993
419	Southern Cal, 1963
355	Northwestern, 1990
325	Iowa, 1983
319	Ohio State, 1983
317	Purdue, 1983
312	Minnesota, 1961
303	Purdue, 1982
294	Temple, 1990
290	Purdue, 1984
290	Minnesota, 1967

Yards total offense

630	Wyoming, 1973
625	Northwestern, 1983
608	Northwestern, 1974
605	Minnesota, 1993
578	Northwestern, 1982
572	Indiana, 1983
561	Illinois, 1969
557	Wyoming, 1985
551	Purdue, 1984
540	Minnesota, 1974

Points

69	N. Mexico St., 1962
60	Marquette, 1957
59	Missouri, 1974
56	Minnesota, 1983
55	Illinois, 1961
55	Illinois, 1969
54	Northwestern, 1982
53	Northwestern, 1993
52	Marquette, 1954
52	Northwestern, 1974
52	Northwestern, 1981

Top single game defensive marks

Yards rushing

-18	Iowa, 1951
-5	San Diego St., 1980
5	Marquette, 1946
8	Michigan State, 1954
13	Pennsylvania, 1951
15	Northwestern, 1978
18	Northwestern, 1980
19	Northwestern, 1982
20	Iowa, 1947
23	Northwestern, 1951
23	Iowa, 1952

Yards passing

0	Northwestern, 1956
0	Minnesota, 1972
0	Purdue, 1975
0	Minnesota, 1977
2	Kansas, 1975
13	Ohio State, 1958
14	Marquette, 1949
15	Michigan, 1959
15	Washington, 1968
15	Michigan State, 1972

Yards total defense

71	California, 1946
74	Marquette, 1949
78	Illinois, 1977
82	Iowa, 1951
106	Ohio State, 1951
113	Northwestern, 1951
115	Marquette, 1946
116	Illinois, 1948
117	Marquette, 1956
119	Michigan State, 1983

Points

<i>Most recent shutouts are listed</i>	
0	Michigan State, 1983
0	Northwestern, 1983
0	Minnesota, 1982
0	Ohio State, 1982
0	Northwestern, 1981
0	Air Force, 1979
0	Illinois, 1977
0	No. Illinois, 1971
0	Iowa, 1966
0	Colorado, 1965

CAMP RANDALL RECORDS

Individual

Scoring

Points

30, Billy Marek vs. Minnesota, 1974

Touchdowns

5, Billy Marek vs. Minnesota, 1974

Field goals

5, Mike Bass (Illinois), 1982

4, *Vince Lamia vs. Minnesota, 1976*

4, *Todd Gregoire vs. Ohio State, 1987*

4, *Rich Thompson vs. BGSU, 1992*

4, *Rich Thompson vs. Purdue, 1992*

Rushing

Attempts

52, Anthony Thompson (Ind.), 1989

43, *Billy Marek vs. Minnesota, 1974*

Yards

377, Anthony Thompson (Ind.), 1989

304, *Billy Marek vs. Minnesota, 1974*

Touchdowns

5, Billy Marek vs. Minnesota, 1974

Passing

Attempts

54, Randy Wright vs. Iowa, 1983

Completions

37, Tony Eason (Illinois), 1982

25, *Mike Carroll vs. Michigan, 1976*

25, *Randy Wright vs. Iowa, 1983*

Yards

479, Tony Eason (Illinois), 1982

325, *Randy Wright vs. Iowa, 1983*

Touchdowns

5, Darrell Bevell vs. Nevada, 1993

Receiving

Receptions

11, Louis Jung vs. Colorado, 1965

Yards

170, Pat Richter vs. Illinois, 1961

Touchdowns

3, Dave Howard vs. Iowa, 1955

3, Pat Richter vs. Illinois, 1961

Long plays

Rush

91, Tom Brigham vs. W. Mich., 1963

Pass

89, Tony Lowery vs. E. Michigan, 1991

Reception

89, Lee DeRamus vs. E. Mich., 1991

Interception Return

100, John Hardy (California), 1990

98, *Billy Lowe vs. Purdue, 1954*

Punt Return

90, Troy Vincent vs. W. Illinois, 1991

Kickoff Return

100, Ira Matthews vs. Iowa, 1976

Punt

82, David Greenwood vs. Air Force, 1979

Field Goal

54, Todd Gregoire vs. Ball State, 1987

Wisconsin best in italics if not record

Team

Rushing

Attempts

72 vs. Indiana, 1969

72 vs. Illinois, 1969

Yards

548 vs. Wyoming, 1963

Pre-modern: 563 vs. Lawrence, 1921

Touchdowns

7 vs. Missouri, 1974

7 vs. Northwestern, 1981

7 by Michigan, 1989

7 vs. Northwestern, 1993

Passing

Attempts

54 vs. Iowa, 1983

Completions

37 by Illinois, 1982

Yards

479 by Illinois, 1982

Touchdowns

5 vs. Nevada, 1993

Total offense

Plays

97 vs. Iowa (68 rush., 29 pass), 1969

97 vs. Illinois (72 rush., 25 pass), 1969

Yards

630 vs. Wyoming (548 rush., 82 pass), 1973

Big Ten: 578 vs. Northwestern (406

rush., 172 pass), 1982

TOP SEASONS

Final rankings

Wisconsin closed the 1993 season ranked fifth by CNN/*USA Today* (coaches) and sixth by Associated Press (media). That is the highest finish by a Badger club since the 1962 squad placed second in both the AP and UPI polls. Thirteen times the Wisconsin football team has finished a season ranked in the nation's Top 20 by either the coaches or media.

Year	AP	UPI	CNN/ <i>USA Today</i>
1942	3rd		
1950		T-20th	
1951	8th	8th	
1952	11th	10th	
1953	15th	14th	
1954	9th	10th	
1957	19th	T-14th	
1958	7th	6th	
1959	6th	6th	
1960		5th	
1961		18th	
1962	2nd	2nd	
1993	6th		5th

Badgers at No. 1

Wisconsin has been ranked as the nation's No. 1 team just once in its school history. That was on Oct. 7, 1952, after a 20-6 win over Illinois. The Badgers lost the following week to Ohio State but went on to a 6-3-1 record and a Rose Bowl berth.

Badger upsets over No. 1-ranked foes

1942	Ohio State	W	17-7
1962	Northwestern	W	37-6
1981	Michigan	W	21-14

Al Toon (right) set a Big Ten record with 252 yards receiving vs. Purdue in 1983.

Top offensive marks

Best scoring teams

- 32.6 [359 points] in 1983
- 32.2 [322 points] in 1962
- 31.0 [341 points] in 1974
- 29.5 [354 points] in 1993
- 27.1 [298 points] in 1976
- Pre-modern — 35.2 [317 pts] in 1901

Best rushing teams

- 287.5 [3,162 yards] in 1974
- 250.8 [3,181 yards] in 1993
- 238.7 [2,626 yards] in 1973
- 237.2 [2,135 yards] in 1951
- 231.4 [2,546 yards] in 1976

Best passing teams

- 216.4 [2,381 yards] in 1983
- 204.4 [2,543 yards] in 1993
- 195.8 [2,350 yards] in 1982
- 188.4 [1,696 yards] in 1961
- 186.3 [1,863 yards] in 1962

Best offensive teams

- (based upon total offense)
- 455.2 [5,462 yards] in 1993
 - 413.2 [4,545 yards] in 1983
 - 399.8 [4,398 yards] in 1974
 - 396.0 [4,753 yards] in 1982
 - 379.8 [4,178 yards] in 1976

Top defensive marks

Best defensive scoring teams

- 5.9 [53 points] in 1951
- 8.6 [77 points] in 1958
- 10.8 [97 points] in 1950
- 10.9 [98 points] in 1954
- 12.2 [110 points] in 1953
- Pre-modern — 0.6 [5 points] in 1901

Best against the run


- 66.8 [601 yards] in 1951
- 117.5 [1,293 yards] in 1980
- 121.4 [1,214 yards] in 1962
- 122.6 [1,349 yards] in 1992
- 125.7 [1,508 yards] in 1981

Best against the pass

- 65.2 [717 yards] in 1975
- 79.1 [712 yards] in 1950
- 88.0 [792 yards] in 1951
- 91.1 [1,002 yards] in 1977
- 99.5 [896 yards] in 1963

Best defensive teams

- (based upon total defense)
- 154.8 [1,393 yards] in 1951
 - 261.9 [2,357 yards] in 1963
 - 269.0 [2,690 yards] in 1962
 - 271.9 [2,447 yards] in 1950
 - 274.8 [2,473 yards] in 1948



POLLS

Associated Press poll

1937
Oct. 19 16th

1938
Nov. 8 15th
Nov. 15 12th

1942
Oct. 13 7th
Oct. 20 7th
Oct. 29 6th
Nov. 3 2nd
Nov. 10 7th
Nov. 17 7th
Nov. 24 4th
Dec. 1 3rd

1944
Oct. 10 19th

1946
Oct. 15 20th
Oct. 29 18th
Nov. 6 15th

1947
Nov. 5 19th
Nov. 11 9th

1950
Oct. 10 15th
Oct. 18 16th
Nov. 1 20th
Nov. 7 15th
Nov. 15 15th

1951
Oct. 24 14th
Oct. 30 10th
Nov. 7 9th
Nov. 13 8th
Nov. 21 8th
Nov. 27 7th
Dec. 5 8th

1952
Oct. 1 8th
Oct. 7 1st
Oct. 15 12th
Oct. 21 10th
Oct. 29 18th
Nov. 4 18th
Nov. 12 15th
Nov. 18 13th
Nov. 26 12th
Dec. 2 11th

1953
Sept. 28 16th
Nov. 18 8th
Nov. 24 12th
Dec. 2 15th

1954
Sept. 21 10th
Sept. 29 5th
Oct. 5 3rd
Oct. 13 2nd
Oct. 19 2nd
Oct. 27 8th
Nov. 2 16th
Nov. 10 14th
Nov. 16 17th
Nov. 24 8th
Nov. 30 9th

1955
Sept. 27 17th
Oct. 4 9th
Oct. 11 6th
Oct. 19 15th

1957
Oct. 8 16th
Oct. 16 13th
Nov. 19 18th
Nov. 27 14th
Dec. 3 19th

1958
Sept. 23 14th
Sept. 30 9th

Oct. 7 6th
Oct. 14 4th
Oct. 22 13th
Oct. 28 8th
Nov. 5 7th
Nov. 11 5th
Nov. 19 5th
Nov. 25 6th
Dec. 3 7th

1959
Sept. 22 8th
Sept. 30 12th
Oct. 6 9th
Oct. 20 12th
Oct. 28 10th
Nov. 3 9th
Nov. 11 7th
Nov. 17 9th
Nov. 25 5th
Dec. 1 6th
Dec. 8 6th

1960
Oct. 11 12th
Oct. 19 11th

1961
Nov. 28 13th

1962
Oct. 10 13th
Oct. 16 10th
Oct. 23 5th
Oct. 30 11th
Nov. 6 8th
Nov. 13 4th
Nov. 21 3rd
Nov. 27 2nd
Dec. 5 2nd

1963
Sept. 24 6th
Oct. 2 4th
Oct. 8 5th
Oct. 16 2nd
Oct. 22 2nd

Oct. 29 8th

1974
Sept. 24 11th
Oct. 18 13th
Oct. 29 20th
Nov. 26 19th
Dec. 3 20th

1977
Oct. 4 19th
Oct. 11 14th

1981
Sept. 15 20th
Oct. 13 14th

1984
Dec. 5 20th

1993
Sept. 13 24th
Sept. 20 23rd
Sept. 27 22nd
Oct. 4 21st
Oct. 11 16th
Oct. 18 15th
Oct. 25 21st
Nov. 1 15th
Nov. 8 14th
Nov. 15 12th
Nov. 22 10th
Nov. 29 10th
Dec. 6 9th
Jan. 3 6th

Special thanks to David Montgomery of Pleasant Dale, Neb., who supplied the list of weekly rankings for Wisconsin in the Associated Press college football poll.

Listed on this page are Wisconsin's weekly rankings in the two major football polls. The Associated Press (media) and CNN/USA Today (coaches) are the two most-recognized polls today.

CNN/USA Today poll

1993
Sept. 13 25th
Sept. 20 22nd
Sept. 27 20th
Oct. 4 19th
Oct. 11 16th
Oct. 18 12th
Oct. 25 20th
Nov. 1 14th
Nov. 8 13th
Nov. 15 11th
Nov. 22 8th
Nov. 29 7th
Dec. 6 7th
Jan. 3 5th

CAREER LEADERS

Top 10 career rushers

1. Billy Marek 3,709 yards

Year	Att	Yards	Avg	TD
1972	1	6	6.0	0
1973	241	1,207	5.0	13
1974	205	1,215	5.9	18
1975	272	1,281	4.7	13
Career	719	3,709	5.2	44

2. Alan Ameche 3,345 yards

Year	Att	Yards	Avg	TD
1951	157	824	5.2	4
1952	233	1,079	4.6	7
1953	165	801	4.9	5
1954	146	641	4.4	9
Career	701	3,345	4.8	25

3. Larry Emery 2,979 yards

Year	Att	Yards	Avg	TD
1983	56	336	6.0	2
1984	109	675	6.2	5
1985	224	1,113	5.0	8
1986	193	855	4.4	4
Career	582	2,979	5.1	19

4. Rufus Ferguson 2,814 yards

Year	Att	Yards	Avg	TD
1970	130	588	4.5	6
1971	249	1,222	4.9	13
1972	215	1,004	4.7	7
Career	594	2,814	4.7	26

5. Brent Moss 2,595 yards

Year	Att	Yards	Avg	TD
1991	61	219	3.6	1
1992	165	739	4.5	9
1993	312	1,637	5.2	16
Career	538	2,595	4.8	26

6. Alan Thompson 2,005 yards

Year	Att	Yards	Avg	TD
1969	214	907	4.2	9
1970	124	455	3.7	4
1971	124	643	5.2	6
Career	462	2,005	4.3	19

7. Marvin Artley 1,991 yards

Year	Att	Yards	Avg	TD
1985	40	196	4.9	2
1986	77	324	4.2	2
1987	148	955	6.5	9
1988	132	516	3.9	1
Career	397	1,991	4.9	14

8. Terrell Fletcher 1,938 yards

Year	Att	Yards	Avg	TD
1991	109	446	4.1	4
1992	96	496	5.2	0
1993	165	996	6.0	9
Career	370	1,938	5.2	13

9. Larry Canada 1,714 yards

Year	Att	Yards	Avg	TD
1973	16	108	6.8	0
1974	67	356	5.3	2
1975	50	257	5.1	0
1976	221	993	4.5	6
Career	354	1,714	5.4	8

10. Dave Mohapp 1,710 yards

Year	Att	Yards	Avg	TD
1978	34	158	4.6	0
1979	117	603	5.2	4
1980	109	506	4.6	4
1981	99	443	4.5	2
Career	359	1,710	4.7	10

Top 10 career receivers

1. Al Toon 2,103 yards

Year	No	Yards	Avg	TD
1982	32	472	14.8	5
1983	45	881	19.6	9
1984	54	750	13.9	5
Career	131	2,103	16.1	19

2. Lee DeRamus 1,974 yards


Year	No	Yards	Avg	TD
1991	23	374	16.3	3
1992	42	680	16.2	6
1993	54	920	17.0	6
Career	119	1,974	16.6	15

3. Pat Richter 1,873 yards


Year	No	Yards	Avg	TD
1960	25	362	14.5	1
1961	47	817	17.4	8
1962	49	694	14.2	6
Career	121	1,873	15.5	15

4. David Charles 1,459 yards

Year	No	Yards	Avg	TD
1976	34	449	13.2	3
1977	29	437	15.1	3
1978	38	573	15.1	5
Career	101	1,459	14.4	11



Ferguson



Emery

5. Tim Stracka 1,433 yards

Year	No	Yards	Avg	TD
1978	4	68	17.0	2
1979	25	289	11.6	0
1980	28	462	16.5	2
1982	35	614	17.5	3
Career	92	1,433	15.6	7

6. Mel Reddick 1,320 yards

Year	No	Yards	Avg	TD
1967	42	524	12.5	2
1968	34	375	11.0	1
1969	37	421	11.4	3
Career	113	1,320	11.7	6

7. Michael Jones 1,266 yards

Year	No	Yards	Avg	TD
1981	24	421	17.7	4
1982	17	275	16.2	3
1983	24	281	11.1	2
1984	22	289	13.1	3
Career	87	1,266	14.6	12

8. Tom McCauley 1,251 yards

Year	No	Yards	Avg	TD
1966	46	689	14.9	3
1967	37	525	14.2	0
1968	1	37	37.0	0
Career	84	1,251	14.9	3

9. Jeff Mack 1,108 yards

Year	No	Yards	Avg	TD
1972	27	528	19.5	5
1973	14	227	16.2	3
1974	16	353	22.1	2
Career	57	1,108	19.2	10

10. Al Hannah 1,025 yards

Year	No	Yards	Avg	TD
1969	10	261	26.1	3
1970	10	156	15.6	2
1971	39	608	15.6	2
Career	59	1,025	19.1	7

CAREER LEADERS

Top 10 career passers

1. Randy Wright

5,003 yards

Year	Comp	Att	Int	Pct.	Yards	TD
1981	30	61	3	.492	382	4
1982	174	330	13	.527	2,292	15
1983	173	323	18	.536	2,329	19
Career	377	714	34	.528	5,003	38

2. Tony Lowery

4,006 yards

Year	Comp	Att	Int	Pct.	Yards	TD
1987	42	89	4	.472	572	2
1988	67	121	8	.554	712	1
1990	159	280	13	.568	1,757	5
1991	87	158	7	.551	965	6
Career	355	648	32	.548	4,006	14

3. Darrell Bevell

3,869 yards

Year	Comp	Att	Int	Pct.	Yards	TD
1992	125	245	7	.510	1,479	8
1993	187	276	11	.678	2,390	19
Career	312	521	18	.599	3,869	27

4. Neil Graff

3,699 yards

Year	Comp	Att	Int	Pct.	Yards	TD
1969	93	191	11	.487	1,086	7
1970	83	174	4	.477	1,313	11
1971	97	186	12	.522	1,300	5
Career	273	551	27	.495	3,699	23

5. Mike Howard

3,402 yards

Year	Comp	Att	Int	Pct.	Yards	TD
1983	6	10	1	.600	46	0
1984	182	314	12	.580	2,127	11
1985	62	110	10	.564	643	4
1986	57	113	7	.504	586	5
Career	307	547	30	.561	3,402	20

6. Jim Haluska

3,093 yards

Year	Comp	Att	Int	Pct.	Yards	TD
1952	123	225	20	.549	1,552	12
1954	36	75	3	.480	505	2
1955	71	132	10	.538	1,036	6
Career	230	432	33	.532	3,093	20

7. Ron Miller

2,838 yards

Year	Comp	Att	Int	Pct.	Yards	TD
1960	97	188	16	.516	1,351	8
1961	104	198	11	.520	1,487	11
Career	201	386	27	.518	2,838	19

8. Mike Kalasmiki

2,626 yards

Year	Comp	Att	Int	Pct.	Yards	TD
1977	8	34	4	.235	166	1
1978	107	231	14	.464	1,378	12
1979	72	137	7	.526	1,082	5
Career	187	402	25	.408	2,626	18

9. Gregg Bohlig

2,579 yards

Year	Comp	Att	Int	Pct.	Yards	TD
1972	14	40	5	.350	156	0
1973	78	172	6	.453	1,211	8
1974	79	143	10	.553	1,212	8
Career	171	355	21	.452	2,579	16

10. Mike Carroll

2,335 yards

Year	Comp	Att	Int	Pct.	Yards	TD
1975	58	123	13	.472	708	0
1976	132	262	17	.504	1,627	13
Career	190	385	30	.488	2,335	13



Terrell Fletcher needs 62 yards to become the seventh runner in Badger history to gain at least 2,000 yards in a career.

CAREER RECORDS

Explanation of records

The historical records in this media guide are based upon seasons from 1946-91. The NCAA recognizes the modern era of college football beginning in 1946. All varsity games, including bowl games, are included on these lists.

Rushing attempts

1. 719 Billy Marek, 1972-75
2. 701 Alan Ameche, 1951-54
3. 594 Rufus Ferguson, 1970-72
4. 582 Larry Emery, 1983-86
5. 538 Brent Moss, 1991-

Rushing yards

1. 3,709 Billy Marek, 1972-75
2. 3,345 Alan Ameche, 1951-54
3. 2,979 Larry Emery, 1983-86
4. 2,814 Rufus Ferguson, 1970-72
5. 2,595 Brent Moss, 1991-
6. 2,005 Alan Thompson, 1969-71
7. 1,991 Marvin Artley, 1985-88
8. 1,938 Terrell Fletcher, 1991-
9. 1,714 Larry Canada, 1973-76
10. 1,710 Dave Mohapp, 1978-81
11. 1,661 Ken Starch, 1972-75
12. 1,640 Ira Matthews, 1975-78
13. 1,576 Joe Armentrout, 1983-86
14. 1,560 John Williams, 1979-82
15. 1,460 Danny Lewis, 1955-57
16. 1,456 Troy King, 1979-82
17. 1,354 Mike Morgan, 1974-77
18. 1,259 Chucky Davis, 1979-81
19. 1,180 Marck Harrison, 1981-84
20. 1,153 Gary Ellerson, 1981-83

Rushing average (min. 300 att.)

1. 5.24 Terrell Fletcher, 1991-
2. 5.17 Ken Starch, 1973-75
3. 5.16 Billy Marek, 1972-75
4. 5.12 Larry Emery, 1983-86
5. 5.05 Ira Matthews, 1975-78

Rushing touchdowns

1. 44 Billy Marek, 1972-75
2. 26 Rufus Ferguson, 1970-72

- 26 Brent Moss, 1991-
4. 25 Alan Ameche, 1951-54
5. 21 Dale Hackbart, 1957-59

Passing attempts

1. 714 Randy Wright, 1981-83
2. 648 Tony Lowery, 1987-88, 90-91
3. 551 Neil Graff, 1969-71
4. 547 Mike Howard, 1983-86
5. 521 Darrell Bevell, 1992-

Pass completions

1. 377 Randy Wright, 1981-83
2. 355 Tony Lowery, 1987-88, 90-91
3. 312 Darrell Bevell, 1992-
4. 307 Mike Howard, 1983-86
5. 273 Neil Graff, 1969-71

Completion pct. (min. 300 att.)

1. 59.9 Darrell Bevell, 1992-
2. 56.1 Mike Howard, 1983-86
3. 54.7 Tony Lowery, 1987-88, 90-91
4. 53.2 Jim Haluska, 1952, 54-55
5. 52.8 Randy Wright, 1981-83

Passing yards

1. 5,003 Randy Wright, 1981-83
2. 4,006 Tony Lowery, 1987-88, 90-91
3. 3,869 Darrell Bevell, 1992-
4. 3,699 Neil Graff, 1969-71
5. 3,402 Mike Howard, 1983-86
6. 3,093 Jim Haluska, 1952, 54-55
7. 2,838 Ron Miller, 1960-61
8. 2,626 Mike Kalasmiki, 1977-79
9. 2,579 Gregg Bohlig, 1972-74
10. 2,335 Mike Carroll, 1975-76
12. 2,293 Harold Brandt, 1962-64
12. 2,181 Bud Keyes, 1985-87
13. 2,140 John Coatta, 1949-51
14. 2,064 John Boyajian, 1965-67
15. 1,991 John Ryan, 1966-68
16. 1,582 Ron Vander Kelen, 1962
17. 1,554 Jim Miller, 1953-55
18. 1,543 Jess Cole, 1980-81
19. 1,536 Dale Hackbart, 1957-59
20. 1,529 Rudy Steiner, 1971-72

Passing touchdowns

1. 38 Randy Wright, 1981-83
2. 27 Darrell Bevell, 1992-
3. 23 Neil Graff, 1969-71

4. 20 Jim Haluska, 1952, 54-55
- 20 Mike Howard, 1983-86

Receptions

1. 131 Al Toon, 1982-84
2. 121 Pat Richter, 1960-62
3. 119 Lee DeRamus, 1991-
4. 113 Mel Reddick, 1967-69
5. 101 David Charles, 1976-78
6. 92 Tim Stracka, 1978-80, 82
7. 87 Michael Jones, 1981-84
8. 84 Tom McCauley, 1966-68
9. 82 Bill Fritz, 1965-67
10. 76 Bret Pearson, 1981-84

Receiving yards

1. 2,103 Al Toon, 1982-84
2. 1,974 Lee DeRamus, 1991-
3. 1,873 Pat Richter, 1960-62
4. 1,459 David Charles, 1976-78
5. 1,433 Tim Stracka, 1978-80, 82
6. 1,320 Mel Reddick, 1967-69
7. 1,266 Michael Jones, 1981-84
8. 1,251 Tom McCauley, 1966-68
9. 1,108 Jeff Mack, 1972-74
10. 1,025 Al Hannah, 1969-71
11. 965 Jack Novak, 1972-74
12. 933 Thad McFadden, 1980-84
13. 908 James Jones, 1963-64
14. 883 Larry Mialik, 1969-71
15. 866 Bill Williams, 1986-90
16. 830 Jerry Witt, 1951-53
17. 815 Tom Stauss, 1977-79
18. 809 Bill Fritz, 1965-67
19. 801 Michael Roan, 1991-
20. 796 Bret Pearson, 1981-84

Avg. per reception (min. 50 rec.)

1. 19.44 Jeff Mack, 1972-74
2. 17.66 Larry Mialik, 1969-71
3. 17.37 Al Hannah, 1969-71
4. 16.59 Lee DeRamus, 1991-
5. 16.21 James Jones, 1963-64

Receiving touchdowns

1. 19 Al Toon, 1982-84
2. 15 Pat Richter, 1960-62
- 15 Lee DeRamus, 1991-
4. 12 Michael Jones, 1981-84
5. 11 David Charles, 1976-78

CAREER RECORDS

Total plays

- 939 Tony Lowery, 1987-88, 90-91
- 876 Neil Graff, 1969-71
- 865 Randy Wright, 1981-83
- 719 Billy Marek, 1972-75
- 707 Mike Howard, 1983-86

Total offensive yardage

- 5,350 Randy Wright, 1981-83
- 4,207 Tony Lowery, 1987-88, 90-91
- 4,134 Neil Graff, 1969-71
- 3,839 Darrell Bevell, 1992-**
- 3,709 Billy Marek, 1972-75
- 3,345 Alan Ameche, 1951-54
- 3,231 Mike Howard, 1983-86
- 2,991 Jim Haluska, 1952, 54-55
- 2,979 Larry Emery, 1983-86
- 2,844 Ron Miller, 1960-61

All-purpose yardage

- 3,989 Billy Marek, 1972-75
- 3,698 Ira Matthews, 1975-78
- 3,481 Rufus Ferguson, 1970-72
- 3,384 Alan Ameche, 1951-54
- 3,263 Larry Emery, 1983-86
- 2,672 Brent Moss, 1991-**
- 2,345 Terrell Fletcher, 1991-**
- 2,227 Lee DeRamus, 1991-**
- 2,170 Alan Thompson, 1969-71
- 2,166 Marvin Artley, 1985-88

Scoring

- 278 Billy Marek, 1972-75
- 278 Todd Gregoire, 1984-87
- 207 Rich Thompson, 1988-92
- 180 Vince Lamia, 1973-76
- 158 Rufus Ferguson, 1970-72
- 156 Brent Moss, 1991-**
- 150 Alan Ameche, 1951-54
- 138 Louis Holland, 1961-63
- 136 Alan Thompson, 1969-71
- 134 Dale Hackbart, 1957-59

Field goals attempted

- 85 Todd Gregoire, 1984-87
- 81 Rich Thompson, 1988-92
- 39 Vince Lamia, 1973-76
- 35 Steve Veith, 1977-79
- 32 Roger Jaeger, 1969-71

Field goals made

- 65 Todd Gregoire, 1984-87
- 51 Rich Thompson, 1988-92
- 25 Vince Lamia, 1973-76
- 16 Steve Veith, 1977-79
- 15 Roger Jaeger, 1969-71

Field goal percent (min. 30 att.)

- 76.5 Todd Gregoire, 1984-87
- 63.0 Rich Thompson, 1988-92
- 64.1 Vince Lamia, 1973-76
- 46.9 Roger Jaeger, 1969-71
- 45.7 Steve Veith, 1977-79

Extra points attempted

- 110 Vince Lamia, 1973-76
- 96 Lisle Blackburn, 1946-49
- 86 Todd Gregoire, 1984-87
- 72 Paul Shwaiko, 1952, 54-55, 58
- 66 Roger Jaeger, 1969-71

Extra points made

- 105 Vince Lamia, 1973-76
- 83 Todd Gregoire, 1984-87
- 66 Lisle Blackburn, 1946-49
- 61 by three players

Extra point percent (min. 50 att.)

- 96.5 Todd Gregoire, 1984-87
- 95.5 Vince Lamia, 1973-76
- 95.3 Kevin Rohde, 1982-83
- 92.9 Mark Doran, 1980-82
- 92.4 Roger Jaeger, 1969-71

Punts

- 249 Scott Cepicky, 1984-87
- 192 Brad Brekke, 1988-90
- 191 David Greenwood, 1979-82
- 160 Sam Veit, 1991-**
- 133 T.A. Cox, 1944, 46-48

Punting yards

- 10,235 Scott Cepicky, 1984-87
- 7,208 David Greenwood, 1979-82
- 7,149 Brad Brekke, 1988-90
- 6,011 Sam Veit, 1991-**
- 4,998 T.A. Cox, 1944, 46-48

Punting average (min. 100 punts)

- 41.1 Scott Cepicky, 1984-87
- 40.7 Dick Milaeger, 1975-77
- 40.1 Jim Bakken, 1959-61
- 39.8 John Krugman, 1970-71
- 37.7 David Greenwood, 1979-82

Punt returns

- 75 Thad McFadden, 1980-81, 83-84
- 68 Troy Vincent, 1988-91
- 45 Ira Matthews, 1975-78
- 37 Jim Miller, 1953-55
- 36 Nate Odomes, 1984-86

Punt return yardage

- 783 Thad McFadden, 1980-81, 83-84
- 773 Troy Vincent, 1988-91
- 443 Ira Matthews, 1975-78
- 367 Jim Miller, 1953-55
- 359 Nate Odomes, 1984-86

Punt return avg. (min. 25 ret.)

- 11.4 Troy Vincent, 1988-91
- 10.4 Thad McFadden, 1980-81, 83-84
- 9.97 Nate Odomes, 1984-86
- 9.92 Jim Miller, 1953-55
- 9.88 Lou Holland, 1961-63

Punt return touchdowns

- 4 Ira Matthews, 1975-78
- 3 Troy Vincent, 1988-91

Kickoff returns

- 84 Fred Owens, 1987-89
- 51 Marvin Neal, 1979-83
- 44 Greg Johnson, 1969, 71
- 44 Mike Morgan, 1974-76
- 43 Ira Matthews, 1975-78

Kickoff return yardage

- 1,554 Fred Owens, 1987-89
- 1,081 Greg Johnson, 1969, 71
- 1,009 Marvin Neal, 1979-81, 83
- 989 Ira Matthews, 1975-78
- 940 Tom Schinke, 1965-67

CAREER RECORDS

Kickoff return avg. (min. 30 ret.)

1. 24.6 Greg Johnson, 1969-71
2. 23.8 Chris Davis, 1971-73
3. 23.5 Ron Smith, 1962-64
23.5 Tom Schinke, 1965-67
5. 23.0 Ira Matthews, 1975-78

Kickoff return touchdowns

1. 2 Danny Crooks, 1969-71
- 2 Ira Matthews, 1975-78

Interceptions


1. 18 Neovia Greyer, 1969-71
2. 14 Scott Nelson, 1990-93
3. 12 **Jeff Messenger, 1991-**
4. 10 David Greenwood, 1979-81
5. 9 Dave Fronck, 1963-65
9 Craig Raddatz, 1983-86
9 Nate Odomes, 1984-86
9 Eddie Fletcher, 1988-91

Interception return yardage

1. 285 Neovia Greyer, 1969-71
2. 261 Scott Nelson, 1990-93
3. 200 Ed Withers, 1949-51
4. 178 David Greenwood, 1979-81
5. 169 Jim Nettles, 1961-63

Int. return average (min. 8 ret.)

1. 25.0 Ed Withers, 1949-51



Troy Vincent has the UW record for career passes defended (31).

2. 21.1 Jim Nettles, 1961-63
3. 19.9 Jim Miller, 1953-55
4. 18.6 Steve Wagner, 1973-75
18.6 Scott Nelson, 1990-93

Int. return touchdowns

1. 3 Bob Radcliffe, 1949-50
2. 2 Jim Nettles, 1961-63
2 Steve Wagner, 1973-75

Solo tackles

1. 276 Tim Krumrie, 1979-82
2. 261 Gary Casper, 1989-92
3. 218 Dave Lokanc, 1970-72
4. 222 Dave Crossen, 1975-78
5. 211 Jim Melka, 1981-84

Assisted tackles

1. 205 Dave Crossen, 1975-78
2. 198 Jim Melka, 1981-84
3. 191 Greg Thomas, 1987-90
4. 186 Gary Casper, 1989-92
5. 185 Dave Lokanc, 1970-72

Total tackles

1. 447 Gary Casper, 1989-92
2. 444 Tim Krumrie, 1979-82
3. 427 Dave Crossen, 1975-78
4. 409 Jim Melka, 1981-84
5. 377 Dave Lokanc, 1970-72
6. 364 Ken Criter, 1966-68
7. 359 Greg Thomas, 1987-90
8. 344 Reggie Holt, 1990-93
9. 340 Brendan Lynch, 1988-91
10. 323 Scott Nelson, 1990-93
11. 317 Michael Reid, 1983-86
12. 307 Malvin Hunter, 1987-90
13. 283 Dennis Stejskal, 1975-77
14. 280 Dave Ahrens, 1977-80
15. 278 David Wings, 1985-88
16. 267 Don Davey, 1987-90
17. 266 Chuck Winfrey, 1968-70
18. 262 Craig Raddatz, 1983-86
19. 260 Dave Levenick, 1977-78, 80-81
20. 251 Bill Gregory, 1968-70
251 Rick Jackious, 1972-74

Tackles for loss

1. 49 Don Davey, 1987-90
2. 43 **Mike Thompson, 1990-**

- 43 Dave Ahrens, 1977-80
4. 40 Darryl Sims, 1980-82, 84
5. 34 Gary Casper, 1989-92

Tackle for loss yardage

1. 247 Don Davey, 1987-90
2. 215 **Mike Thompson, 1991-**
3. 212 Dave Ahrens, 1977-80
4. 198 Tim Jordan, 1983-86
5. 189 Darryl Sims, 1980-82, 84

Quarterback sacks

1. 27 Tim Jordan, 1983-86
2. 22 **Mike Thompson, 1991-**
22 Darryl Sims, 1980-82, 84
4. 21 Don Davey, 1987-90
5. 12 Gary Casper, 1989-92
12 Rick Graf, 1983-86

Quarterback sacks yardage

1. 180 Tim Jordan, 1983-86
2. 176 **Mike Thompson, 1991-**
3. 174 Don Davey, 1987-90
4. 149 Darryl Sims, 1980-82, 84
5. 90 Rick Graf, 1983-86

Passes defended

1. 31 Troy Vincent, 1988-91
2. 22 Steve Wagner, 1973-75
3. 19 **Jeff Messenger, 1991-93**
4. 18 LaMarr White, 1987-90
5. 17 Scott Nelson, 1990-93
6. 16 Lawrence Johnson, 1976-78
16 Nate Odomes, 1984-86
8. 15 Clint Sims, 1979-82
15 David Greenwood, 1979-82

Fumbles recovered

1. 7 Dan Batsch, 1987-90
7 Scott Nelson, 1990-93
3. 6 Dave Ahrens, 1977-80
6 Rick Graf, 1983-86
5. 5 by seven players

Blocked kicks

1. 8 Richard Johnson, 1982-84
2. 2 Bob Taylor, 1982, 84-86
2 Nate Odomes, 1984-86

SEASON RECORDS

Explanation of records

The historical records in this media guide are based upon seasons from 1946-91. The NCAA recognizes the modern era of college football beginning in 1946. All varsity games, including bowl games, are included on these lists.

Rushing attempts

1. **312 Brent Moss, 1993**
2. 272 Billy Marek, 1975
3. 249 Rufus Ferguson, 1971
4. 241 Billy Marek, 1973
5. 233 Alan Ameche, 1952

Rushing yards

1. **1,637 Brent Moss, 1993**
2. 1,281 Billy Marek, 1975
3. 1,222 Rufus Ferguson, 1971
4. 1,215 Billy Marek, 1974
5. 1,207 Billy Marek, 1973
6. 1,113 Larry Emery, 1985
7. 1,079 Alan Ameche, 1952
8. 1,004 Rufus Ferguson, 1972
9. **996 Terrell Fletcher, 1993**
10. 993 Larry Canada, 1976
11. 955 Marvin Artley, 1987
12. 855 Larry Emery, 1986
13. 848 Marck Harrison, 1984
14. 824 Alan Ameche, 1951
15. 801 Alan Ameche, 1953

Avg. per attempt (min. 50 att.)

1. 7.4 Harland Carl, 1952
2. 6.7 Troy King, 1982
3. 6.5 Marvin Artley, 1987
4. 6.4 Danny Lewis, 1957
- 6.4 Joe Armentrout, 1985

Rushing touchdowns

1. 18 Billy Marek, 1974
2. **16 Brent Moss, 1993**
3. 13 Rufus Ferguson, 1971
- 13 Billy Marek, 1973
- 13 Billy Marek, 1975

Pass attempts

1. 330 Randy Wright, 1982
2. 323 Randy Wright, 1983
3. 314 Mike Howard, 1984
4. 280 Tony Lowery, 1990
5. **276 Darrell Bevell, 1993**

Pass completions

1. **187 Darrell Bevell, 1993**
2. 182 Mike Howard, 1984
3. 174 Randy Wright, 1982
4. 173 Randy Wright, 1983
5. 159 Tony Lowery, 1990

Completion pct. (min. 100 att.)

1. **67.8 Darrell Bevell, 1993**
2. 60.2 John Coatta, 1950
3. 58.0 Mike Howard, 1984
4. 57.4 Ron Vander Kelen, 1962
5. 56.8 Tony Lowery, 1990

Passing yards

1. **2,390 Darrell Bevell, 1993**
2. 2,329 Randy Wright, 1983
3. 2,292 Randy Wright, 1982
4. 2,127 Mike Howard, 1984
5. 1,757 Tony Lowery, 1990
6. 1,627 Mike Carroll, 1976
7. 1,582 Ron Vander Kelen, 1962
8. 1,552 Jim Haluska, 1952
9. 1,487 Ron Miller, 1961
10. **1,479 Darrell Bevell, 1992**
11. 1,378 Mike Kalasmiki, 1978
12. 1,351 Ron Miller, 1960
13. 1,313 Neil Graff, 1970
14. 1,300 Neil Graff, 1971
15. 1,269 Jess Cole, 1981

Passing touchdowns

1. 19 Randy Wright, 1983
- 19 Darrell Bevell, 1993**
3. 15 Randy Wright, 1982
4. 14 Ron Vander Kelen, 1962
5. 13 Mike Carroll, 1976

Receptions

1. 54 Al Toon, 1984
- 54 Lee DeRamus, 1993**
3. 49 Pat Richter, 1962
4. 47 Pat Richter, 1961

5. 46 Tom McCauley, 1966
- 46 Bret Pearson, 1984
7. 45 Al Toon, 1983
8. 42 Mel Reddick, 1967
- 42 Lee DeRamus, 1992**
10. 39 Dennis Lager, 1965
- 39 Albert Hannah, 1971

Receiving yards

1. **920 Lee DeRamus, 1993**
2. 881 Al Toon, 1983
3. 817 Pat Richter, 1961
4. 750 Al Toon, 1984
5. 702 Larry Mialik, 1970
6. 694 Pat Richter, 1962
7. 689 Tom McCauley, 1966
8. **680 Lee DeRamus, 1992**
9. 660 Tom Stauss, 1979
10. 614 Tim Stracka, 1982
11. 608 Albert Hannah, 1971
12. 573 David Charles, 1978
13. 529 James Jones, 1964
14. 528 Jeff Mack, 1972
15. 525 Tom McCauley, 1967

Avg. per reception (min. 25 rec.)

1. 21.3 Larry Mialik, 1970
2. 19.6 Jeff Mack, 1972
- 19.6 Al Toon, 1983
4. 17.6 Tim Klosek, 1971
5. 17.5 Michael Jones, 1981
- 17.5 Tim Stracka, 1982

Receiving touchdowns

1. 9 Al Toon, 1983
2. 8 Pat Richter, 1961
3. 7 Larry Mialik, 1970
4. 6 Pat Richter, 1962
- 6 Lee DeRamus, 1992**
- 6 Lee DeRamus, 1993**

Total plays

1. 401 Randy Wright, 1982
- 401 Mike Howard, 1984
3. 383 Randy Wright, 1983
4. 356 Tony Lowery, 1990
5. 335 Neil Graff, 1970

Total offensive yardage

1. 2,481 Randy Wright, 1982
2. 2,418 Randy Wright, 1983

SEASON RECORDS

- 3. 2,387 **Darrell Bevell, 1993**
- 4. 2,138 Mike Howard, 1984
- 5. 1,839 Ron Vander Kelen, 1962
- 6. 1,773 Mike Carroll, 1976
- 7. 1,755 Tony Lowery, 1990
- 1,637 **Brent Moss, 1993**
- 9. 1,561 Neil Graff, 1970
- 10. 1,552 Jess Cole, 1981

Average total offense

- 1. 219.8 Randy Wright, 1983
- 2. 206.8 Randy Wright, 1982
- 3. **198.9 Darrell Bevell, 1993**
- 4. 194.4 Mike Howard, 1984
- 5. 183.9 Ron Vander Kelen, 1962

Scoring

- 1. 114 Billy Marek, 1974
- 2. **96 Brent Moss, 1993**
- 3. 84 Billy Marek, 1973
- 84 Todd Gregoire, 1984
- 5. 82 Rich Thompson, 1992
- 6. 80 Rufus Ferguson, 1971
- 80 Billy Marek, 1975
- 8. 72 Vince Lamia, 1976
- 72 Louis Holland, 1962
- 10. 67 Todd Gregoire, 1985

All-purpose yardage

- 1. **1,661 Brent Moss, 1993**
- 2. 1,518 Rufus Ferguson, 1971
- 3. 1,394 Billy Marek, 1975
- 4. 1,326 Ira Matthews, 1976.
- 5. 1,298 Billy Marek, 1973
- 6. 1,291 Billy Marek, 1974
- 7. 1,235 Larry Emery, 1985
- 8. **1,203 Terrell Fletcher, 1993**
- 9. 1,185 Ira Matthews, 1978
- 10. 1,114 Larry Canada, 1976

Field goals attempted

- 1. 32 Rich Thompson, 1992
- 2. 26 Todd Gregoire, 1984
- 3. 22 Todd Gregoire, 1985
- 4. 21 Vince Lamia, 1976
- 5. 20 Todd Gregoire, 1987

Field goals made

- 1. 22 Rich Thompson, 1992
- 2. 20 Todd Gregoire, 1984

- 3. 16 Todd Gregoire, 1985
- 16 Todd Gregoire, 1987
- 5. 13 Vince Lamia, 1976
- 13 Todd Gregoire, 1986

Field goal pct. (min. 15 att.)

- 1. 80.0 Todd Gregoire, 1987
- 2. 76.9 Todd Gregoire, 1984
- 3. 76.5 Todd Gregoire, 1986
- 4. 72.7 Todd Gregoire, 1985
- 5. 68.8 Rich Thompson, 1992

Extra points attempted

- 1. 48 Kevin Rohde, 1983
- 2. 41 Vince Lamia, 1974
- 3. 34 Vince Lamia, 1976
- 4. 32 Gary Kroner, 1962
- 32 Mark Doran, 1981

Extra points made

- 1. 45 Kevin Rohde, 1983
- 2. 40 Vince Lamia, 1974
- 3. 33 Vince Lamia, 1976
- 4. 32 Gary Kroner, 1962
- 32 Mark Doran, 1981

Extra point pct. (min. 25 att.)

- 1. 100.0 Gary Kroner, 1962
- 100.0 Mark Doran, 1981
- 100.0 Roger Jaeger, 1971
- 4. 97.6 Vince Lamia, 1974
- 5. 97.1 Vince Lamia, 1976

Punts

- 1. 72 Dave Fronek, 1965
- 2. 70 David Greenwood, 1980
- 70 Brad Brekke, 1990
- 4. 68 David Greenwood, 1981
- 5. 67 Scott Cepicky, 1986
- 67 Brad Brekke, 1989

Punting yards

- 1. 2,879 Scott Cepicky, 1986
- 2. 2,667 Brad Brekke, 1990
- 3. 2,648 Scott Cepicky, 1985
- 4. 2,618 Dave Fronek, 1965
- 5. 2,564 Brad Brekke, 1989

Punting avg. (min. 20 punts)

- 1. 43.0 Scott Cepicky, 1986
- 2. 42.2 Dick Milaeger, 1975
- 3. 42.0 Scott Cepicky, 1985
- 4. 41.9 Jim Bakken, 1960
- 5. 41.5 Jim Hammond, 1950

Punt returns

- 1. 32 Thad McFadden, 1984
- 2. 27 Aaron Brown, 1992
- 3. 25 Troy Vincent, 1991
- 4. 24 Troy Vincent, 1990
- 5. 21 Thad McFadden, 1981
- 21 Nate Odomes, 1986

Punt return yardage

- 1. 394 Thad McFadden, 1984
- 2. 283 Gene Evans, 1949
- 3. 276 Troy Vincent, 1990
- 4. 270 Ira Matthews, 1978
- 5. 262 Troy Vincent, 1991

Punt return avg. (min. 15 ret.)

- 1. 16.9 Ira Matthews, 1978
- 2. 13.8 Troy Vincent, 1989
- 3. 12.3 Thad McFadden, 1984
- 4. 11.5 Troy Vincent, 1990
- 5. 11.1 Nate Odomes, 1985

Punt return touchdowns

- 1. 3 Ira Matthews, 1978

Kickoff returns

- 1. 30 Fred Owens, 1988
- 30 Fred Owens, 1989
- 3. 25 Greg Johnson, 1969
- 25 Nate Odomes, 1986
- 5. 24 Marvin Neal, 1979

Kickoff return yardage

- 1. 616 Nate Odomes, 1986
- 2. 541 Greg Johnson, 1969
- 3. 540 Greg Johnson, 1971
- 4. 539 Fred Owens, 1988
- 539 Fred Owens, 1989

SEASON RECORDS

Kickoff return avg. (min. 10 ret.)

1. 29.6 Ira Matthews, 1976
2. 29.3 Danny Crooks, 1970
3. 28.4 Greg Johnson, 1971
4. 27.9 Michael Jones, 1984
5. 26.7 Dan Kissling, 1986

Interceptions

1. 9 Neovia Greyer, 1970
2. 7 Dale Hackbart, 1958
- 7 Scott Erdmann, 1976
- 7 Nate Odomes, 1986
- 7 **Jeff Messenger, 1993**
6. 6 by seven players

Interception return yardage

1. 156 David Greenwood, 1981
2. 143 Scott Erdmann, 1976
3. 135 Bob Radcliffe, 1949
4. 122 Pat Levenhagen, 1955
5. 120 Scott Nelson, 1993

Int. return average (min. 4 ret.)

1. 30.5 Pat Levenhagen, 1955
2. 26.5 Jim Nettles, 1962
- 26.5 Russ Bellford, 1983
4. 26.0 David Greenwood, 1981
5. 25.8 Ed Withers, 1950

Int. return touchdowns

1. 2 Bob Radcliffe, 1949

Solo tackles

1. 102 Michael Reid, 1986
2. 101 Dave Lokanc, 1972
3. 94 Gary Casper, 1992
4. 85 Ken Criter, 1967
- 85 Dave Crossen, 1977

Assisted tackles

1. 90 Dave Crossen, 1977
2. 88 David Wings, 1987
3. 84 Ken Criter, 1967
4. 83 Dave Lokanc, 1971
5. 80 Dave Lokanc, 1972

Total tackles

1. 181 Dave Lokanc, 1972
2. 175 Dave Crossen, 1977
3. 169 Ken Criter, 1967
4. 162 Dave Lokanc, 1971
5. 156 Michael Reid, 1986
6. 148 Aaron Norvell, 1992
7. 144 Reggie Holt, 1991
8. 142 Gary Casper, 1992
9. 140 Carl Winfrey, 1970
- 140 Gary Casper, 1990
11. 138 Rick Jakious, 1973
12. 135 Tim Krumrie, 1981
13. 134 David Wings, 1987
14. 133 Ken Criter, 1968
- 133 Dave Crossen, 1978
16. 131 Tom Domres, 1967
- 131 Brendan Lynch, 1991
18. 130 Jim Melka, 1982
19. 129 Gary Casper, 1991
20. 127 Jim Melka, 1984

Tackles for loss


1. 24 Don Davey, 1990
- 24 Darryl Sims, 1982
3. 18 Dave Ahrens, 1980
4. 17 Gary Casper, 1992
- 17 **Mike Thompson, 1992**
6. 14 John Tietz, 1967
- 14 Lamark Shackerford, 1992
8. 13 Ed Albright, 1971
- 13 **Mike Thompson, 1991**
- 13 **Mike Thompson, 1993**

Tackle for loss yardage

1. 117 Don Davey, 1990
2. 103 Darryl Sims, 1982
3. 89 **Mike Thompson, 1993**
4. 86 John Tietz, 1967
5. 78 Tim Jordan, 1984
6. 77 Dave Ahrens, 1980
7. 73 **Mike Thompson, 1992**
8. 68 Tim Jordan, 1985
9. 66 Dave Ahrens, 1978
10. 64 Jim DeLisle, 1968
- 64 Rick Graf, 1984

Quarterback sacks

1. 11 Tim Jordan, 1985
- 11 Darryl Sims, 1982
3. 10 **Mike Thompson, 1993**
4. 9 **Mike Thompson, 1992**



Mike Thompson led the Big Ten in sacks (10) in 1993, including five vs. Northwestern.

5. 8 Tim Jordan, 1986
- 8 Tim Jordan, 1984
- 8 Rick Graf, 1984

Quarterback sacks yardage

1. 84 Darryl Sims, 1982
2. 83 **Mike Thompson, 1993**
3. 68 Don Davey, 1990
4. 67 Tim Jordan, 1985
5. 63 Tim Jordan, 1984

Passes defended

1. 13 Troy Vincent, 1991
2. 12 Ken Dixon, 1976
3. 11 Steve Wagner, 1974
4. 10 by four players

Fumbles recovered

1. 5 Ed Bosold, 1972
2. 4 Jim DeLisle, 1968
- 4 Nate Butler, 1970
- 4 Scott Erdmann, 1977

Blocked kicks

1. 6 Richard Johnson, 1984
2. 2 Richard Johnson, 1982
- 2 Bob Taylor, 1984
- 2 Nate Odomes, 1986

GAME RECORDS

Explanation of records

The historical records in this media guide are based upon seasons from 1946-91. The NCAA recognizes the modern era of college football beginning in 1946. All varsity games, including bowl games, are included on these lists.

Rushing attempts

1. 43 Billy Marek vs. Minnesota, 11/23/74
2. 39 Billy Marek vs. Illinois, 11/1/75
3. 38 Marck Harrison vs. Purdue, 11/10/84
4. 36 Rufus Ferguson vs. Minnesota, 11/25/72
- 36 Billy Marek vs. Northwestern, 10/25/75
- 36 **Brent Moss vs. UCLA, 1/1/94**

Rushing yards

1. 304 Billy Marek vs. Minnesota, 11/23/74
2. 230 Billy Marek vs. Northwestern, 11/16/74
3. 226 Billy Marek vs. Wyoming, 10/6/73
4. 225 Marck Harrison vs. Purdue, 11/10/84
5. 220 Alan Thompson vs. Oklahoma, 9/20/69
6. 211 Rufus Ferguson vs. Minnesota, 11/20/71
7. 206 Billy Marek vs. Iowa, 11/9/74
8. 203 Billy Marek vs. Iowa, 11/10/73
- 203 Marck Harrison vs. Ohio State, 10/27/84
10. 200 Alan Ameche vs. Minnesota, 11/24/51

Rushing touchdowns

1. 5 Billy Marek vs. Minnesota, 11/23/74
2. 4 Billy Marek vs. Iowa, 11/10/73
- 4 Billy Marek vs. Iowa, 11/9/74
- 4 Jess Cole vs. Minnesota, 11/22/80

Passing attempts

1. 54 Randy Wright vs. Iowa, 11/5/83
2. 48 Ron Vander Kelen vs. USC, 1/1/63
- 48 **Darrell Bevell vs. Minnesota, 10/23/93**
4. 45 Mike Kalasmiki vs. Michigan State, 10/28/78
5. 44 Mike Carroll vs. Michigan, 9/11/76

Pass completions

1. 33 Ron Vander Kelen vs. USC, 1/1/63
2. 31 **Darrell Bevell vs. Minnesota, 10/23/93**
3. 25 Mike Carroll vs. Michigan, 9/11/76
- 25 Randy Wright vs. Iowa, 11/5/83
5. 23 four times (MR: Tony Lowery vs. Temple, 9/22/90)

Passing yards

1. 423 **Darrell Bevell vs. Minnesota, 10/23/93**
2. 401 Ron Vander Kelen vs. USC, 1/1/63
3. 355 Tony Lowery vs. Northwestern, 10/20/90
4. 325 Randy Wright vs. Iowa, 11/5/83
5. 319 Randy Wright vs. Ohio State, 10/29/83
6. 317 Randy Wright vs. Purdue, 11/12/83
6. 303 Randy Wright vs. Purdue, 10/2/82
8. 297 Ron Miller vs. Minnesota, 11/25/61
9. 294 Tony Lowery vs. Temple, 9/22/90
10. 290 Mike Howard vs. Purdue, 11/10/84

Passing touchdowns

1. 5 **Darrell Bevell vs. Nevada, 9/4/93**
2. 4 Neil Graff vs. Indiana, 10/25/69
- 4 Randy Wright vs. Indiana, 10/22/83
- 4 Mike Howard vs. Northern Illinois, 9/13/86
- 4 **Darrell Bevell vs. Purdue, 10/16/93**

Receptions

1. 11 Pat Richter vs. USC, 1/1/63
- 11 Jimmy Jones vs. Northwestern, 11/7/64
- 11 Louis Jung vs. Colorado, 9/18/65
4. 10 Al Toon vs. Michigan State, 11/19/83
5. 9 **six times (MR: Lee DeRamus & J. C. Dawkins vs. Minnesota, 10/23/93)**

Receiving yards

1. 252 Al Toon vs. Purdue, 11/12/83
2. 193 Tim Ware vs. Northwestern, 10/20/90
3. 170 Pat Richter vs. Illinois, 11/18/61
4. 167 Jimmy Jones vs. Northwestern, 11/7/64
5. 163 Pat Richter vs. USC, 1/1/63
6. 156 **Lee DeRamus vs. Minnesota, 10/23/93**
7. 149 Al Toon vs. Michigan State, 11/19/83
8. 147 Tom McCauley vs. Michigan, 10/29/66
9. 142 Larry Mialik vs. Penn State, 10/3/70
10. 142 Pat Richter vs. Minnesota, 11/25/61

Receiving touchdowns

1. 3 Dave Howard vs. Iowa, 10/1/55
- 3 Pat Richter vs. Illinois, 11/18/61
3. 2 many times (MR: Michael Roan vs. Ill., 11/20/93)

Total plays

1. 61 Randy Wright vs. Iowa, 11/5/83
2. 57 Ron Vander Kelen vs. USC, 1/1/63
- 57 Mike Kalasmiki vs. Michigan State, 10/28/78
4. 51 **Darrell Bevell vs. Minnesota, 10/23/93**

GAME RECORDS

5. 50 Mike Carroll vs. Michigan, 9/11/76
- 50 Jess Cole vs. Iowa, 11/14/81

Total offensive yardage.

1. 416 Darrell Bevell vs. Minnesota, 10/23/93
2. 406 Ron Vander Kelen vs. USC, 1/1/63
3. 395 Tony Lowery vs. Northwestern, 10/20/90
4. 346 Randy Wright vs. Purdue, 11/12/83
5. 334 Randy Wright vs. Iowa, 11/5/83

Scoring

1. 30 Billy Marek vs. Minnesota, 11/29/74
2. 24 four times (MR: Jess Cole vs. Minnesota, 11/22/80)

Field goals attempted

1. 6 Jim Bakken vs. Minnesota, 11/25/61
- 6 Steve Veith vs. Northwestern, 10/1/77
3. 5 Jim Bakken vs. Utah, 9/23/61
- 5 James Johnson vs. Indiana, 11/2/68
- 5 Todd Gregoire vs. Ohio State, 10/27/84
- 5 Robb Mehring vs. Minnesota, 11/12/88

Field goals made

1. 4 Vince Lamia vs. Minnesota, 11/20/76
- 4 Todd Gregoire vs. Kentucky, 12/29/84
- 4 Rich Thompson vs. Bowling Green St., 9/19/92
- 4 Rich Thompson vs. Purdue, 10/17/92
5. 3 five times (MR: Todd Gregoire vs. Ind., 11/2/85)

Extra points attempted

1. 8 Vince Lamia vs. Missouri, 10/5/74
- 8 Kevin Rohde vs. Minnesota, 10/15/83

Extra points made

1. 8 Vince Lamia vs. Missouri, 10/5/74
- 8 Kevin Rohde vs. Minnesota, 10/15/83

Punts

1. 12 Dave Fronek vs. Nebraska, 10/9/65
- 12 Bob Schaffner vs. Iowa, 10/19/68
- 12 Brad Brekke vs. Miami, Fla., 9/19/89
4. 11 four times (MR: Chris Heymans vs. Mia., 9/24/88)

Punting yards

1. 500 Brad Brekke vs. Miami, Fla., 9/19/89
2. 453 Scott Cepicky vs. Wyoming, 9/27/86
3. 443 David Billy vs. Arizona State, 9/21/68

4. 432 John Kiltz vs. Richmond, 9/16/78
5. 429 David Greenwood vs. Ohio State, 10/25/80

Punting average (min. 5 punts)

1. 52.2 Dick Milaeger vs. Kansas, 10/2/76
2. 52.0 Scott Cepicky vs. UNLV, 9/20/86
3. 51.0 George O'Brien vs. Iowa, 10/18/52
4. 50.8 Scott Cepicky vs. Northwestern, 10/19/85

Punt returns

1. 10 Bill Lane vs. Indiana, 11/3/51
2. 7 Greg Johnson vs. Northern Illinois, 9/11/71
3. 6 five times (MR: Aaron Brown vs. Illinois, 10/31/92)



Billy Marek scored five rushing touchdowns in a 1974 win over Minnesota.

Punt return yardage

1. 158 Earl Girard vs. Iowa, 11/8/47
2. 153 Greg Johnson vs. Northern Illinois, 9/11/71
3. 146 Troy Vincent vs. Western Illinois, 9/14/91
4. 128 Louis Holland vs. Indiana, 10/6/62
5. 115 Gene Evans vs. Minnesota, 11/19/49

Punt return touchdowns

1. 2 Earl Girard vs. Iowa, 11/8/47

Kickoff returns

1. 7 Clarence Self vs. Michigan, 11/15/47
2. 6 Lance Moon vs. Oklahoma, 9/19/70
- 6 Fred Owens vs. Michigan, 10/1/88

GAME RECORDS

- 6 Fred Owens vs. Indiana, 11/11/89
5. 5 many times

Kickoff return yardage

1. 178 Clarence Self vs. Michigan, 11/15/47
2. 153 Fred Owens vs. Illinois, 10/28/89
3. 152 Nate Odomes vs. Indiana, 10/25/86
4. 130 Ira Matthews vs. Iowa, 11/6/76
5. 129 Ron Smith vs. Iowa, 10/17/64

Interceptions

1. 4 Clarence Bratt vs. Minnesota, 11/20/54
2. 3 10 times (MR: Nate Odomes vs. Hawaii, 9/6/86)

Interception return yards

1. 103 Bob Radcliffe vs. Navy, 10/15/49
103 Ed Withers vs. Iowa, 10/14/50

Interception return touchdowns

1. 2 Bob Radcliffe vs. Navy, 10/15/49

Solo tackles

1. 18 Dave Crossen vs. Oregon, 9/30/78
2. 16 Ken Criter vs. Indiana, 11/4/67
16 Dave Lokanc vs. Indiana, 11/4/67
16 Ken Criter vs. Ohio State, 11/9/68
5. 15 three times (MR: Michael Reid vs. Mich., 10/4/86)

Assisted tackles

1. 18 David Wings vs. Iowa, 10/10/87
2. 17 Dave Lokanc vs. Northwestern, 10/2/71
3. 16 Bob Richter vs. USC, 9/24/66
16 Jim Franz vs. Wyoming, 10/6/73
5. 15 three times (MR: Scott Johnson vs. Iowa, 10/10/87)

Total tackles

1. 28 Dave Crossen vs. Purdue, 11/5/77
2. 27 Ken Criter vs. Ohio State, 11/9/68
27 Dave Lokanc vs. Ohio State, 10/28/72
4. 25 Mark Zakula vs. Northwestern, 11/17/73
5. 24 Dave Lokanc vs. Indiana, 10/9/71
24 Dave Crossen vs. Iowa, 1/12/77
24 David Wings vs. Iowa, 10/10/87
8. 23 Dave Lokanc vs. Northwestern, 10/2/71
23 Richard Jakious vs. Northwestern, 11/17/73
23 Dennis Stejskal vs. Purdue, 10/11/75
23 Dave Crossen vs. Indiana, 11/13/76
23 Dave Crossen vs. Oregon, 9/30/78

- 23 Larry Spurlin vs. Indiana, 10/6/79
23 Scott Nelson vs. Iowa, 10/13/90
15. 22 Michael Reid vs. Michigan, 10/4/86
22 Gary Casper vs. Illinois, 10/27/90
22 Gary Casper vs. Indiana, 10/26/91
18. 21 Ken Criter vs. Iowa, 10/21/67
21 Ken Criter vs. Ohio State, 11/11/67
21 Dave Lokanc vs. Louisiana State, 9/30/72
21 Reggie Holt vs. Iowa, 10/12/91

Tackles for loss

1. 6 Darryl Sims vs. Northwestern, 10/30/82
6 Tim Jordan vs. Northwestern, 10/19/85
3. 5 **Mike Thompson vs. Northwestern, 10/9/93**

Tackle for loss yardage

1. 43 Darryl Sims vs. Northwestern, 10/30/82
2. 41 John Tietz vs. Michigan, 11/18/67
3. 38 **Mike Thompson vs. Northwestern, 10/9/93**
4. 33 Tim Jordan vs. Northwestern, 10/19/85
5. 29 Chad Yocum vs. Ohio State, 10/3/92

Quarterback sacks

1. 6 Tim Jordan vs. Northwestern, 10/19/85
2. 5 **Mike Thompson vs. Northwestern, 10/9/93**

Quarterback sacks yardage

1. 38 **Mike Thompson vs. Northwestern, 10/9/93**
2. 33 Tim Jordan vs. Northwestern, 10/19/85
3. 29 **Chad Yocum vs. Ohio State, 10/3/92**

Passes defended

1. 4 Neovia Greyer vs. Indiana, 10/24/70
4 Steve Wagner vs. Purdue, 9/14/74
4 Steve Wagner vs. Indiana, 10/26/74
4 Ken Dixon vs. North Dakota, 9/18/76
4 Matt VandenBoom vs. Tennessee, 12/13/81

Fumbles recovered

1. 3 Michael Reid vs. Ohio State, 11/16/85
2. 2 12 times (MR: Scott Nelson vs. Indiana, 9/25/93)

Blocked kicks

1. 3 Richard Johnson vs. Missouri, 9/15/84
2. 2 Nate Odomes vs. Indiana, 11/2/85
3. 1 many times (MR: Chris Hein vs. Purdue, 10/17/92)

LAST TIME

200-yard rusher

Marck Harrison (225) vs. Pur., 1984
Tico Duckett (216) of MSU, 1991

300-yard rusher

Billy Marek (304) vs. Minnesota, 1974
Anthony Thompson (377) of IU, 1989

three TDs rushing

Terrell Fletcher vs. Northwestern, 1993
Trent Green of Indiana, 1991

300-yard passer

Darrell Bevell (423) at Minnesota, 1993
Chris Vargas (308) of Nevada, 1993

400-yard passer

Darrell Bevell (423) at Minnesota, 1993
Tony Eason (479) of Illinois, 1982

three TDs passing

Darrell Bevell vs. Illinois, 1993
Elvis Grbac of Michigan, 1990

three field goals

Rich Thompson vs. Purdue, 1992
John Stewart of SMU, 1993

four field goals

Rich Thompson vs. Purdue, 1992
John Langeloh of Michigan St., 1988

100-yard receiver

Lee DeRamus (125) at Illinois, 1993
J. J. Stokes (176) of UCLA, 1994

200-yard receiver

Al Toon (252) at Purdue, 1983
Bart Burrell (200) of Purdue, 1980

three TDs receiving

Pat Richter vs. Illinois, 1961
Alan Dick of Indiana, 1971

two interceptions

Donny Brady vs. Minnesota, 1993
Andrew Buggs of Iowa State, 1991

20 tackles

Gary Casper (22) vs. Indiana, 1991
Mike Higgins (20) of N. Illinois, 1988

punt return for TD

Troy Vincent (90) vs. W. Illinois, 1991
Willie Lindsey (3) of Northw., 1991

kickoff return for TD

Fred Owens (96) vs. Illinois, 1989
Curt Partridge (94) of N. Illinois, 1985

interception return for TD

Scott Nelson (21) vs. Bowling Green, 1992
Jeff Rosga (55) of Minnesota, 1993

fumble return for TD

Carlos Fowler (24) vs. Illinois, 1992
Willie Lindsey (41) of Northw., 1990

blocked punt for TD

Korey Manley (34) vs. Indiana, 1991
William Morris (10) of Illinois, 1993

a blocked PAT return for TD

never
Lance Brown (58) of Indiana, 1993

scored 40 points

at Purdue (42-28), 1993
at Northwestern (44-34), 1990

scored 50 points

vs. Northwestern (53-14), 1993
by Miami (51-3), 1989

had a shutout

vs. Michigan State (32-0), 1983
at Michigan (24-0), 1989

played to a tie

vs. Ohio State (14-14), 1993

300 yards rushing

at Illinois (301 yards), 1993
at Iowa (346 yards), 1990

400 yards passing

at Minnesota (423 yards), 1993
by Illinois (479 yards), 1982

500 yards total offense

vs. Michigan State (521 yards), 1993
vs. UCLA (500 yards), 1994

scored a safety

vs. NU (punt snap through end zone), 1991
at Ill. (illegal punt from end zone), 1991

beat a ranked team

UW 21, UCLA (#14) 16 on 1/1/94

beat the No. 1-ranked team

UW 21, Michigan (#1) 14 on 9/12/81

was ranked in AP top 10

No. 6 in January of 1994

was ranked in CNN/USA

Today top 10

No. 5 in January of 1994

LONG PLAYS

Passes

- 89t Tony Lowery to Lee DeRamus vs. East. Michigan, 1991
- 87t Randy Wright to Tim Stracka vs. Kansas State, 1982
- 80t John Josten to David Charles vs. Richmond, 1978
- 79t Mike Howard to Reggie Tompkins vs. N. Illinois, 1986
- 78t Jim Haluska to John Bridgeman vs. USC, 1955
- 78t John Boyajian to Tom McCauley vs. Michigan, 1966
- 78t Bud Keyes to Tim Fullington vs. UNLV, 1985
- 77t Gregg Bohlig to Jeff Mack vs. Nebraska, 1974
- 77t Rudy Steiner to Jeff Mack vs. LSU, 1972
- 76t Gregg Bohlig to Jack Novak vs. Colorado, 1973
- 75t Neil Graff to Tim Klosek vs. Michigan State, 1971
- 74 Dale Hackbart to Al Schoonover vs. Marquette, 1959
- 73t Rudy Steiner to Jack Novak vs. Northern Illinois, 1972
- 73t Randy Wright to Al Toon vs. Purdue, 1983
- 71t Jess Cole to John Williams vs. Michigan, 1981
- 70t Lisle Blackbourn to Bob Wartinbee vs. Marquette, 1949
- 70 Tony Lowery to Tim Ware vs. Northwestern, 1990

Pre-modern era

- 80t Wally Barr to Paul Meyers vs. Minnesota, 1919
- 78t C. Tommerson to John Wilson vs. Mich., 1935
- 72t John Tennant to Dave Schreiner vs. Minnesota, 1940
- 71t Jack Wink to Dave Schreiner vs. Marquette, 1942

Runs

- 91t Tom Brigham vs. Western Michigan, 1963
- 88t Ken Starch vs. Colorado, 1974
- 86t Danny Lewis vs. West Virginia, 1957
- 84t Earl Maves vs. Marquette, 1946
- 82 Ira Matthews vs. Minnesota, 1978
- 81 Harland Carl vs. Marquette, 1951
- 81t Billy Marek vs. Missouri, 1974

Pre-modern era

- 90t Eddie Gillette vs. Northwestern, 1921
- 85t Norsky Larson vs. Minnesota, 1898
- 85 Norsky Larson vs. Chicago, 1901
- 84t A.G. Findlay vs. Minnesota, 1905

Field goals

- 54 Todd Gregoire vs. Ball State, 1987
- 52 Rich Thompson vs. Western Michigan, 1988
- 51 Todd Gregoire vs. Northern Illinois, 1984
- 50 Vladimir LaBun vs. Northwestern, 1975
- 50 Wendell Gladem vs. Ohio State, 1981

Pre-modern era

- 62* Pat O'Dea vs. Northwestern, 1898
- 60* Pat O'Dea vs. Minnesota, 1899
- 57* Pat O'Dea vs. Chicago, 1897
- 57* Pat O'Dea vs. Illinois, 1899
- 55* Pat O'Dea vs. Minnesota, 1897


* -- indicates drop kick

Punt returns

- 90t Troy Vincent vs. Western Illinois, 1991
- 87t Danny Crooks vs. Michigan, 1970
- 85t Greg Johnson vs. Northern Illinois, 1971
- 85t Earl Girard vs. Iowa, 1947
- 78t Ira Matthews vs. Northwestern, 1978
- 77t John Bridgeman vs. Marquette, 1954
- 74t Lou Holland vs. Indiana, 1962
- 73t Dale Hackbart vs. Marquette, 1958
- 71t Ira Matthews vs. Indiana, 1978
- 71t Troy Vincent vs. Ohio State, 1989
- 71t Troy Vincent vs. Michigan State, 1990
- 65t Lisle Blackbourn vs. Iowa, 1947
- 65t Bill Hutchinson vs. Indiana, 1952

Pre-modern era

- 75t Sam Behr vs. Lawrence, 1930
- 70 Red Peterson vs. Ohio State, 1932
- 65t Ernie Lusby vs. Iowa, 1928
- 65t Ernie Lusby vs. South Dakota State, 1929



Ira Matthews has some of the UW's longest plays in three categories: run, kickoff return and punt return.

LONG PLAYS

Miscellaneous team records

Conference championships

1896	Big Ten Conference
1897	Big Ten Conference
1901	Big Ten Conference (tie)
1906	Big Ten Conference (tie)
1912	Big Ten Conference
1952	Big Ten Conference
1959	Big Ten Conference
1962	Big Ten Conference
1993	Big Ten Conference (tie)

Undefeated teams

Year	Record	Coach
1901	9-0-0	Phil King
1906	5-0-0	C.P. Hutchins
1912	7-0-0	William Juneau

10-win season

Year	Record	Coach
1993	10-1-1	Barry Alvarez

Nine-win seasons

Year	Record	Coach
1897	9-1-0	Phil King
1898	9-1-0	Phil King
1899	9-2-0	Phil King
1901	9-0-0	Phil King

Eight-win seasons

Year	Record	Coach
1900	8-1-0	Phil King
1905	8-2-0	Phil King
1942	8-1-1	Harry Stuhldreher
1962	8-2-0	Milt Bruhn

Longest winning streaks

17	1900-02 (ended by Michigan)
9	1912-13 (ended by Purdue)

Longest home winning streak

25	1900-03 (ended by Chicago)
----	----------------------------

Kickoff returns

100t	Ira Matthews vs. Iowa, 1976
100t	Michael Jones vs. Northwestern, 1984
97t	Ira Matthews vs. Northwestern, 1976
96t	Selvie Washington vs. Nebraska, 1973
96t	Fred Owens vs. Illinois, 1989
95t	Tim Fullington vs. No. Illinois, 1985
92t	Wally Dreyer vs. Illinois, 1946
88	Greg Johnson vs. Indiana, 1971
87	Clarence Self vs. Ohio State, 1948
87t	Danny Crooks vs. Illinois, 1969

Pre-modern era

100t	Eddie Cochems vs. Chicago, 1901
99t	Lynn Jordan vs. Michigan, 1934
95t	Joe Linfor vs. Auburn, 1931
88t	Mickey McGuire vs. Minnesota, 1932

Interception returns

98t	Billy Lowe vs. Purdue, 1954
94t	Ron Steiner vs. West Virginia, 1957
89t	Jim Nettles vs. New Mexico State, 1962
73t	Nate Odomes vs. Hawaii, 1986
66	Dave Fronek vs. Northwestern, 1965
65t	David Greenwood vs. Indiana, 1981
65t	Troy Vincent vs. Iowa, 1991
62	Fred Nagus-Earl Maves (lateral) vs. Pur., 1946
60	Ed Withers vs. Pennsylvania, 1951
60t	Jim Nettles vs. Minnesota, 1961
60	Rafael Robinson vs. Minnesota, 1991

Pre-modern era

105t	Coots Cunningham vs. Purdue, 1907
100t	Jack Wink vs. Great Lakes, 1942
80t	Frederick Smith vs. Ohio State, 1918
70	Ashley Anderson vs. Camp Grant, 1942

Punts

96	George O'Brien vs. Iowa, 1952
90	Jim Bakken vs. Northwestern, 1961
85	Wendell Gulseth vs. Rice, 1952
82	David Greenwood vs. Air Force, 1979

Pre-modern era

110	Pat O'Dea vs. Minnesota, 1897
100	Pat O'Dea vs. Yale, 1899
85	Pat O'Dea vs. Lake Forest, 1896

t — indicates play was for a touchdown

YEARLY LEADERS

Rushing (based on yardage)

Year	Player	Att.	Yards	Avg.	TD
1993	Brent Moss	312	1,637	5.2	16
1992	Brent Moss	165	739	4.5	9
1991	Terrell Fletcher	109	446	4.1	4
1990	Robert Williams	139	541	3.9	3
1989	Jimmy Henderson	102	426	4.2	0
1988	Marvin Artley	132	516	3.9	1
1987	Marvin Artley	148	955	6.5	9
1986	Larry Emery	193	855	4.4	4
1985	Larry Emery	224	1,113	5.0	8
1984	Marck Harrison	179	848	4.7	3
1983	Gary Ellerson	161	777	4.8	11
1982	Troy King	106	715	6.7	7
1981	John Williams	116	634	5.5	3
1980	John Williams	119	526	4.4	0
1979	Dave Mohapp	117	603	5.2	4
1978	Ira Matthews	130	654	5.0	3
1977	Mike Morgan	124	478	3.9	3
1976	Larry Canada	221	993	4.5	6
1975	Billy Marek	272	1,281	4.7	13
1974	Billy Marek	205	1,215	5.9	18
1973	Billy Marek	241	1,207	5.0	13
1972	Rufus Ferguson	215	1,004	4.7	7
1971	Rufus Ferguson	249	1,222	4.9	13
1970	Rufus Ferguson	130	588	4.5	6
1969	Alan Thompson	214	907	4.2	9
1968	Wayne Todd	100	364	3.6	0
1967	John Smith	96	362	3.8	0
1966	Wayne Todd	128	480	3.8	2
1965	Tom Jankowski	86	271	3.1	0
1964	Ronald Smith	101	438	4.4	1
1963	Louis Holland	88	511	5.8	2
1962	Ralph Kurek	67	367	5.5	7
1961	Jim Nettles	39	213	5.4	2
1960	Tom Wiesner	87	374	4.3	2
1959	Dale Hackbart	103	387	3.8	6
1958	John Hobbs	117	401	3.4	3
1957	Danny Lewis	95	611	6.4	5
1956	Danny Lewis	100	554	5.5	3
1955	Charles Thomas	98	477	4.9	6
1954	Alan Ameche	146	641	4.4	9
1953	Alan Ameche	165	801	4.9	5
1952	Alan Ameche	233	1,079	4.6	7
1951	Alan Ameche	157	824	5.2	4
1950	Rollie Strehlow	101	398	3.9	2
1949	Bob Teague	96	521	5.4	4
1948	Ben Bendrick	64	327	5.1	1
1947	Clarence Self	75	526	7.0	6
1946	Earl Maves	92	538	5.9	2

Passing (based on yardage)

Year	Player	Att.	Comp.	Yards	TD
1993	Darrell Bevell	276	187	2,390	19
1992	Darrell Bevell	245	125	1,479	8
1991	Tony Lowery	158	87	965	6
1990	Tony Lowery	280	159	1,757	5
1989	Sean Wilson	129	66	667	3
1988	Tony Lowery	121	67	712	1

1987	Tony Lowery	89	42	572	2
1986	Bud Keyes	174	93	1,002	5
1985	Bud Keyes	147	60	829	8
1984	Mike Howard	314	182	2,127	11
1983	Randy Wright	323	173	2,329	19
1982	Randy Wright	330	174	2,292	15
1981	Jess Cole	215	90	1,269	12
1980	John Josten	138	53	622	1
1979	Mike Kalasmiki	137	72	1,082	5
1978	Mike Kalasmiki	231	107	1,378	12
1977	Anthony Dudley	127	64	877	2
1976	Mike Carroll	262	132	1,627	13
1975	Mike Carroll	123	58	708	0
1974	Gregg Bohlig	143	79	1,212	8
1973	Gregg Bohlig	172	78	1,211	8
1972	Rudy Steiner	150	62	1,080	9
1971	Neil Graff	186	97	1,300	5
1970	Neil Graff	174	83	1,313	11
1969	Neil Graff	191	93	1,086	7
1968	John Ryan	202	84	855	3
1967	John Boyajian	152	79	966	3
1966	John Boyajian	129	64	863	3
1965	Chuck Burt	235	121	1,143	5
1964	Harold Brandt	176	85	1,059	4
1963	Harold Brandt	181	86	1,006	6
1962	Ron Vander Kelen	216	124	1,582	14
1961	Ron Miller	198	104	1,487	11
1960	Ron Miller	188	97	1,351	8
1959	Dale Hackbart	108	51	734	2
1958	Dale Hackbart	99	46	641	4
1957	Sid Williams	54	25	451	4
1956	Sid Williams	19	10	216	0
1955	Jim Haluska	132	71	1,036	6
1954	Jim Miller	88	46	608	5
1953	Jim Miller	69	36	683	6
1952	Jim Haluska	225	123	1,552	12
1951	John Coatta	185	91	1,154	8
1950	John Coatta	108	65	727	6
1949	Bob Petruska	106	45	620	6
1948	Bob Petruska	26	11	125	0
1947	Earl Girard	55	25	322	4
1946	Lisle Blackbourne	26	10	175	1

Receiving (based on yardage)

Year	Player	No.	Yards	Avg.	TD
1993	Lee DeRamus	54	920	17.0	6
1992	Lee DeRamus	42	680	16.2	6
1991	Lee DeRamus	23	374	16.3	3
1990	Tim Ware	24	473	19.7	2
1989	Craig Hudson	24	206	8.6	0
1988	Scott Bestor	26	327	12.6	0
1987	Scott Bestor	18	257	14.3	1
1986	Reggie Tompkins	32	443	13.8	2
1985	Tim Fullington	21	403	19.2	4
1984	Al Toon	54	750	13.9	5
1983	Al Toon	45	881	19.6	9
1982	Tim Stracka	35	614	17.5	3
1981	Michael Jones	24	421	17.5	4
1980	Tim Stracka	28	462	16.5	2
1979	Tom Stauss	38	660	17.4	3

YEARLY LEADERS

1978	David Charles	38	573	15.1	5
1977	David Charles	29	437	15.1	3
1976	David Charles	34	449	13.2	3
1975	Ray Bailey	18	223	12.4	0
1974	Jeff Mack	16	353	22.1	2
1973	Jack Novak	13	282	21.7	1
1972	Jeff Mack	27	528	19.6	5
1971	Albert Hannah	39	608	15.6	2
1970	Larry Mialik	33	702	21.3	7
1969	Stu Voigt	39	439	11.3	2
1968	Mel Reddick	34	375	11.0	1
1967	Tom McCauley	37	525	14.2	0
1966	Tom McCauley	46	689	15.0	3
1965	Dennis Lager	39	396	10.2	0
1964	Jimmy Jones	34	529	15.6	4
1963	Rick Reichardt	26	383	14.7	1
1962	Pat Richter	49	694	14.2	6
1961	Pat Richter	47	817	17.4	8
1960	Pat Richter	25	362	14.5	1
1959	Alan Schoonover	10	290	29.0	1
1958	Ron Steiner	11	171	15.5	1
1957	Earl Hill	11	197	17.9	2
1956	Dave Howard	16	247	15.4	2
1955	Dave Howard	15	273	18.2	3
1954	Ron Locklin	22	218	9.9	2
1953	Norbert Esser	19	238	12.5	2
1952	Jerry Witt	27	387	14.3	4
1951	Jerry Witt	17	371	21.8	3
1950	Gene Felker	23	266	11.6	1
1949	Hal Haberman	17	194	11.4	2
1948	Jim Embach	5	92	18.4	0
1947	Tom Bennett	7	95	13.6	1
1946	Tom Bennett	6	124	20.7	0

Total offense (based upon yardage)


Year	Player	Tot.	Pass.	Rush.
1993	Darrell Bevell	2,387	2,390	-3
1992	Darrell Bevell	1,452	1,479	-27
1991	Tony Lowery	942	965	-23
1990	Tony Lowery	1,755	1,757	-2
1989	Sean Wilson	833	667	166
1988	Lionel Crawford	829	479	350
1987	Marvin Artley	955	0	955
1986	Bud Keyes	1,113	1,002	111
1985	Larry Emery	1,113	0	1,113
1984	Mike Howard	2,138	2,127	11
1983	Randy Wright	2,418	2,329	89
1982	Randy Wright	2,481	2,292	189
1981	Jess Cole	1,552	1,269	283
1980	John Josten	655	622	33
1979	Mike Kalasmiki	1,095	1,082	13
1978	Mike Kalasmiki	1,547	1,378	169
1977	Anthony Dudley	834	877	-43
1976	Mike Carroll	1,773	1,627	146
1975	Billy Marek	1,281	0	1,281
1974	Gregg Bohlig	1,242	1,212	30
1973	Gregg Bohlig	1,337	1,211	126
1972	Rudy Steiner	1,078	1,080	-2
1971	Neil Graff	1,486	1,300	186
1970	Neil Graff	1,561	1,313	248

1969	Neil Graff	1,087	1,086	1
1968	John Ryan	928	855	73
1967	John Boyajian	913	966	-53
1966	John Ryan	525	439	86
1965	Chuck Burt	1,023	1,143	-120
1964	Harold Brandt	989	1,059	-70
1963	Harold Brandt	1,076	1,006	70
1962	Ron Vander Kelen	1,839	1,582	257
1961	Ron Miller	1,449	1,487	-38
1960	Ron Miller	1,395	1,351	44
1959	Dale Hackbart	1,121	734	387
1958	Dale Hackbart	1,032	641	391
1957	Sid Williams	661	451	210
1956	Danny Lewis	574	20	554
1955	Jim Haluska	1,012	1,036	-24
1954	Jim Miller	869	608	261
1953	Jim Miller	995	683	312
1952	Jim Haluska	1,480	1,552	-72
1951	John Coatta	1,063	1,154	-91
1950	John Coatta	646	727	-81
1949	Bob Petruska	637	620	17
1948	Bob Bendrick	327	0	327
1947	Earl Girard	539	322	217
1946	Earl Maves	538	0	538


Scoring (based on points)

Year	Player	Pts.	TD	PAT	FG
1993	Brent Moss	96	16	0	0
1992	Rich Thompson	82	0	16	22
1991	Terrell Fletcher	30	5	0	0
1990	Rich Thompson	41	0	11	10
1989	Rich Thompson	50	0	17	11
1988	Robb Mehring	27	0	6	7
1987	Todd Gregoire	66	0	18	16
1986	Todd Gregoire	61	0	22	13
1985	Todd Gregoire	67	0	19	16
1984	Todd Gregoire	84	0	24	20
1983	Gary Ellerson	66	11	0	0
1982	Troy King	42	7	0	0
1981	Mark Doran	47	0	32	5
1980	Jess Cole	30	5	0	0
1979	Steve Veith	31	0	16	5
1978	Ira Matthews	42	7	0	0
1977	Steve Veith	39	0	12	9
1976	Vince Lamia	72	0	33	13
1975	Billy Marek	80	13	1	0
1974	Billy Marek	114	19	0	0
1973	Billy Marek	84	14	0	0
1972	Rufus Ferguson	42	7	0	0
1971	Rufus Ferguson	80	13	1	0
1970	Larry Mialik	42	7	0	0
1969	Alan Thompson	54	9	0	0
1968	John Ryan	24	3	6	0
1967	Tom Schinke	26	0	8	6
1966	Tom Schinke	31	0	7	8
1965	Bill Fritz	24	4	0	0
1964	Jimmy Jones	24	4	0	0
1963	Louis Holland	42	7	0	0
1962	Louis Holland	72	12	0	0
1961	Pat Richter	48	8	0	0
1960	Erv Kunesch	22	1	13	1


YEARLY LEADERS



Jim Melka



Nate Odomes



Neovia Greyer

1959	Dale Hackbart	42	6	6	0
1958	Dale Hackbart	56	9	2	0
1957	Danny Lewis	36	6	0	0
	Dale Hackbart	36	6	0	0
1956	Danny Lewis	18	3	0	0
1955	Charles Thomas	36	6	0	0
1954	Alan Ameche	54	9	0	0
1953	Jim Miller	42	7	0	0
1952	three players with	42			
1951	Jerry Witt	48	8	0	0
1950	John Coatta	23	1	17	0
1949	Lisle Blackbourn	39	2	24	1
1948	Wally Dreyer	24	4	0	0
1947	Lisle Blackbourn	39	3	15	2
1946	Ben Bendrick	30	5	0	0
1945	Don Kindt	36	6	0	0
1944	Jack Mead	30	5	0	0
1943	Don Kindt	24	4	0	0
1942	Pat Harder	48	5	12	2
1941	Pat Harder	72	10	9	1
1940	George Paskvan	30	5	0	0
1939	Fred Gage	15	2	3	0
1938	Howard Weiss	30	5	0	0
1937	Howard Weiss	20	3	2	0

Tackles (based on total tackles)

Year	Player	Solo	Asst.	Tot.	Avg.
1993	Yusef Burgess	63	37	100	8.3
1992	Aaron Norvell	79	69	148	13.5
1991	Reggie Holt	77	67	144	13.1
1990	Gary Casper	75	65	140	12.7
1989	Brendan Lynch	51	42	93	8.5
1988	David Wings	62	53	115	10.5
1987	David Wings	46	88	134	12.2
1986	Michael Reid	102	54	156	13.0
1985	Craig Raddatz	84	32	116	10.5
1984	Jim Melka	61	66	127	10.6
1983	Jim Melka	64	47	111	10.1
1982	Jim Melka	68	62	130	10.8
1981	Tim Krumrie	82	53	135	11.3
1980	Tim Krumrie	72	33	105	9.5
1979	Larry Spurlin	57	61	118	10.7
1978	Dave Crossen	74	59	133	12.1
1977	Dave Crossen	85	90	175	15.9
1976	Tim Halleran	54	50	104	9.5
1975	Dennis Stejskal	60	51	111	10.1
1974	Rick Jakious	61	43	104	9.5
1973	Rick Jakious	74	64	138	12.5
1972	Dave Lokanc	101	80	181	16.5
1971	Dave Lokanc	79	83	162	14.7
1970	Chuck Winfrey	70	70	140	14.0
1969	Bill Gregory	56	64	120	12.0
1968	Ken Criter	81	52	133	13.3
1967	Ken Criter	85	84	169	16.9
1966	Bob Richter	62	68	130	13.0

Punt returns (based on yardage)

Year	Player	No.	Yards	Avg.
1993	Scott Nelson	8	70	8.8
1992	Aaron Brown	27	177	6.6
1991	Troy Vincent	25	262	10.5
1990	Troy Vincent	24	276	11.5
1989	Troy Vincent	17	235	13.8
1988	Scott Bestor	16	88	5.5
1987	Scott Bestor	14	81	5.8
1986	Nate Odomes	21	192	9.1
1985	Nate Odomes	15	167	11.1
1984	Thad McFadden	32	394	12.3
1983	Thad McFadden	19	162	8.5
1982	Brian Marrow	17	62	3.6
1981	Thad McFadden	18	152	8.4
1980	Jerry Vance	13	48	3.7
1979	Tom Stauss	17	98	5.8
1978	Ira Matthews	16	270	16.9
1977	Ira Matthews	13	33	2.5
1976	Ira Matthews	15	138	9.2
1975	Mike Morgan	11	87	7.9
1974	Mike Morgan	15	64	4.3
1973	Chris Davis	11	83	7.5
1972	Dan Baron	7	33	4.7
1971	Greg Johnson	14	160	11.4
1970	Dan Crooks	13	165	12.7
1969	Nate Butler	15	29	1.9
1968	Tom McCauley	8	50	6.3
1967	Tom Schinke	19	106	5.6
1966	Tom Schinke	13	141	10.8
1965	Tom Brigham	4	64	16.0
1964	Carl Silvestri	3	31	10.3
1963	Louis Holland	8	49	6.1
1962	Louis Holland	13	169	13.0
1961	Jim Nettles	6	67	11.2
1960	Bill Hess	10	83	8.3
1959	Dale Hackbart	9	77	8.6
1958	Dale Hackbart	7	193	27.6
1957	Bob Altmann	6	54	9.0
1956	Dan Lewis	5	34	6.8
1955	Jim Miller	9	138	15.3
1954	Jim Miller	18	141	7.8
1953	Jim Miller	10	88	8.8
1952	Bill Hutchinson	11	197	17.9
1951	Bill Lane	20	131	6.6
1950	Roy Burks	14	114	8.1
1949	Gene Evans	13	283	21.8
1948	Wally Dreyer	6	116	19.3
1947	Gene Evans	8	112	14.0
1946	Don Kindt	4	27	6.8

Kickoff returns (based on yardage)

Year	Player	No.	Yards	Avg.
1993	Keith Jackson	23	457	19.9
1992	Korey Manley	10	243	24.3
1991	Troy Vincent	9	229	25.4
1990	Rory Lee	16	346	21.6
1989	Fred Owens	30	539	18.0
1988	Fred Owens	30	539	18.0
1987	Fred Owens	23	463	22.8
1986	Nate Odomes	25	616	24.6

YEARLY LEADERS

1985	Tim Fullington	12	278	23.2
1984	Michael Jones	16	447	27.9
1983	Marvin Neal	15	271	18.1
1982	Gary Ellerson	19	454	23.9
1981	Thad McFadden	11	234	21.3
1980	Marvin Neal	11	217	19.7
1979	Marvin Neal	24	494	25.8
1978	Wayne Souza	8	159	19.8
1977	Tom Stauss	15	275	18.3
1976	Ira Matthews	14	415	29.6
1975	Mike Morgan	23	428	18.6
1974	Mike Morgan	14	231	16.5
1973	Chris Davis	14	322	23.1
1972	Chris Davis	14	332	23.7
1971	Greg Johnson	19	540	28.4
1970	Dan Crooks	12	351	29.2
1969	Greg Johnson	25	541	21.6
1968	Nate Butler	21	501	23.9
1967	Tom Schinke	13	263	20.2
1966	Tom Schinke	20	494	24.7
1965	Dennis Lager	14	254	18.1
1964	Ron Smith	19	483	25.4
1963	Louis Holland	8	163	20.4
1962	Louis Holland	7	203	29.0
1961	Louis Holland	5	185	37.0
1960	Merritt Norvell	10	146	14.6
1959	Billy Hobbs	7	157	22.4
1958	Ron Steiner	6	104	17.3
1957	Danny Lewis	6	124	20.7
1956	Danny Lewis	6	109	18.2
1955	Pat Levenhagen	11	220	20.0
1954	Clarence Bratt	5	109	21.8
1953	Clarence Bratt	6	135	22.5
1952	Harland Carl	8	149	18.6
1951	Harland Carl	3	58	19.3
1950	Bill Hutchinson	8	113	14.1
1949	Gene Evans	11	242	22.0
1948	Clarence Self	11	253	23.0
1947	Clarence Self	9	231	25.7
1946	Wally Dreyer	5	159	31.8

Interceptions (based on number)

Year	Player	No.	Yards	Avg.
1993	Jeff Messenger	7	41	5.9
1992	Scott Nelson	4	91	22.8
1991	Rafael Robinson	3	74	24.8
1990	Eddie Fletcher	4	4	1.0
1989	Eddie Fletcher	4	77	19.3
1988	LaMarr White	4	4	1.0
1987	John Williams	4	79	19.8
1986	Nate Odomes	7	107	15.3
1985	Charlie Fawley	3	13	4.3
1984	Ken Stills	5	28	5.6
	Craig Raddatz	5	26	5.2
1983	Russ Bellford	4	106	26.5
	Craig Raddatz	4	19	4.8
1982	four players with	2		
1981	D. Greenwood	6	156	26.0
	M. VandenBoom	6	15	2.5
1980	Von Mansfield	2	52	26.0
	D. Greenwood	2	0	0.0
1979	D. Greenwood	2	22	11.0
1978	George Welch	3	28	9.3

1977	Dan Schieble	3	26	8.7
1976	Scott Erdmann	7	143	20.4
1975	Ken Simmons	4	77	19.3
	Steve Wagner	4	54	13.5
	Greg Lewis	4	15	3.8
1974	Steve Wagner	4	95	23.8
1973	Terry Buss	3	69	19.7
1972	Chris Davis	2	10	5.0
1971	Neovia Greyer	5	87	17.4
1970	Neovia Greyer	9	116	12.9
1969	Neovia Greyer	4	82	20.5
1968	Tom McCauley	4	22	5.5
1967	Mel Walker	5	81	16.2
1966	Tom Schinke	6	39	6.5
1965	Dave Fronek	6	115	19.2
1964	Carl Silvestri	2	11	5.5
1963	Billy Smith	2	55	27.5
	Dave Fronek	2	21	10.5
1962	Jim Nettles	4	106	26.5
1961	three players with	3		
1960	Bill Hess	3	51	17.0
1959	three players with	3		
1958	Dale Hackbart	7	77	11.0
1957	Danny Lewis	4	25	6.3
1956	John Bridgeman	2	13	6.5
1955	Pat Levenhagen	4	122	30.5
1954	Jim Miller	6	117	19.5
1953	Glenn Wilson	4	71	17.8
1952	Burt Hable	5	75	15.0
1951	Bill Lane	6	51	8.5
1950	Ed Withers	4	103	25.8
1949	Jim Embach	6	38	6.3
1948	John Pinnow	2	34	17.0
	Walt Dreyer	2	14	7.0
1947	Bob Wilson	5	41	8.2
1946	Gene Evans	3	20	6.7

Field goals (based upon FGs)

Year	Player	FG	FGA	Pct.
1993	Rick Schnetzky	4	7	.571
1992	Rich Thompson	22	32	.688
1991	Rich Thompson	4	8	.500
1990	Rich Thompson	10	16	.625
1989	Rich Thompson	11	17	.647
1988	Robb Mehring	7	13	.538
1987	Todd Gregoire	16	20	.800
1986	Todd Gregoire	13	17	.765
1985	Todd Gregoire	16	22	.727
1984	Todd Gregoire	20	26	.769
1983	Kevin Rohde	6	9	.667
1982	Kevin Rohde	3	5	.600
1981	Mark Doran	5	8	.625
1980	Mark Doran	4	6	.667
1979	Steven Veith	5	10	.500
1978	Steven Veith	2	8	.250
1977	Steven Veith	9	17	.529
1976	Vince Lamia	13	21	.619
1975	Vince Lamia	7	9	.778
1974	Vince Lamia	3	4	.750
1973	Richard Barrios	3	9	.333
1972	Richard Barrios	4	10	.400
1971	Roger Jaeger	3	12	.250
1970	Roger Jaeger	3	8	.375

1969	Roger Jaeger	9	12	.750
1968	James Johnson	3	11	.273
1967	Tom Schinke	6	8	.750
1966	Tom Schinke	8	11	.727
1965	Gary Pinnow	1	3	.333
1964	Jesse Kaye	2	4	.500
1963	David Fronek	4	6	.667
1962	Gary Kroner	3	7	.429
1961	Jim Bakken	4	16	.250
1960	Jim Bakken	4	8	.500
1959	Karl Holzwarth	7	9	.778
1958	Jon Hobbs	2	3	.667
	Paul Shwaiko	2	4	.500
1957	Karl Holzwarth	2		
1955	Paul Shwaiko	2		
1953	Bill Miller	1		
1952	Paul Shwaiko	3		
1951	John Coatta	2		
1949	L. Blackbourne	1		
1947	L. Blackbourne	2		

No records in 1946, 48, 50, 54 or 56

Punting (based upon yards)

Year	Player	No.	Yds	Avg.
1993	Sam Veit	39	1,457	37.4
1992	Sam Veit	56	2,220	39.6
1991	Sam Veit	65	2,334	35.9
1990	Brad Brekke	70	2,667	38.1
1989	Brad Brekke	67	2,564	38.3
1988	Brad Brekke	55	1,918	34.9
1987	Scott Cepicky	57	2,251	39.5
1986	Scott Cepicky	67	2,879	43.0
1985	Scott Cepicky	63	2,648	42.0
1984	Scott Cepicky	62	2,457	39.6
1983	G. Winslow	43	1,575	36.6
1982	G. Winslow	66	2,475	37.5
1981	D. Greenwood	68	2,522	37.1
1980	D. Greenwood	70	2,541	36.3
1979	D. Greenwood	53	2,145	40.5
1978	John Kiltz	62	2,326	37.5
1977	Dick Milaeger	41	1,574	38.4
1976	Dick Milaeger	41	1,660	40.5
1975	Dick Milaeger	38	1,647	42.2
1974	Ken Simmons	21	815	39.3
1973	Ken Simmons	32	1,304	40.8
1972	Rudy Steiner	39	1,414	36.3
1971	J. Krugman	47	1,891	40.2
1970	J. Krugman	63	2,487	39.5
1969	Gary Buss	42	1,518	36.1
1968	Don Schaffner	45	1,592	35.4
1967	Dave Billy	34	1,262	37.1
1966	Don Schaffner	52	1,901	36.6
1965	David Fronek	72	2,612	36.3
1964	Ron Yates	30	1,065	35.5
1963	D. Hendrickson	23	885	38.5
1962	Pat Richter	40	1,564	39.1
1961	Jim Bakken	39	1,580	40.5
1960	Jim Bakken	30	1,510	41.9
1959	Jim Bakken	39	1,485	38.1
1958	Earl Hill	24	780	32.5
1957	Earl Hill	16	592	37.0
1956	P. Levenhagan	23	828	36.0

YEARLY LEADERS

1955	P. Levenhagen 34 1,143	... 33.6
1954	P. Levenhagen 27 1,029	... 38.0
1953	Bob Gingrass	... 27 1,040	... 38.5
1952	W. Gulseth 36 1,368	... 38.0
1951	J. Hammond 45 1,583	... 35.2
1950	Bob Petruska 35 1,214	... 34.7
1949	Bob Petruska 52 1,939	... 37.3
1948	T. A. Cox 55 2,021	... 36.7
1947	Earl Girard 28 1,090	... 38.9
1946	T. A. Cox 46 1,825	... 39.7

Tackles for loss (based upon number)

Year	Player No Yds.
1993	Mike Thompson 13 89
1992	Mike Thompson 17 73
	Gary Casper 17 60
1991	Mike Thompson 13 53
1990	Don Davey 24 117
1989	Don Davey 8 49
1988	Don Davey 8 49
	Malvin Hunter 8 28
1987	Don Davey 9 47
1986	Tim Jordan 9 52
1985	Tim Jordan 12 68
1984	Tim Jordan 12 78
1983	Scott Bergold 9 42
1982	Darryl Sims 24 103
1981	Darryl Sims 8 30
1980	Dave Ahrens 18 77
1979	Tom Schremp 7 40
	Dave Ahrens 7 38
1978	Dave Ahrens 9 66
1977	Dave Ahrens 9 31
	Dennis Stejskal 9 31
1976	Dennis Stejskal 11 31
1975	Pat Collins 4 16
1972	Chris Davis 6 27
	Mark Zakula 6 15
1971	Ed Albright 13 77
1968	Jim DeLisle 12 64
1967	John Tietz 14 86

No records for 1969, 70, 73 or 74

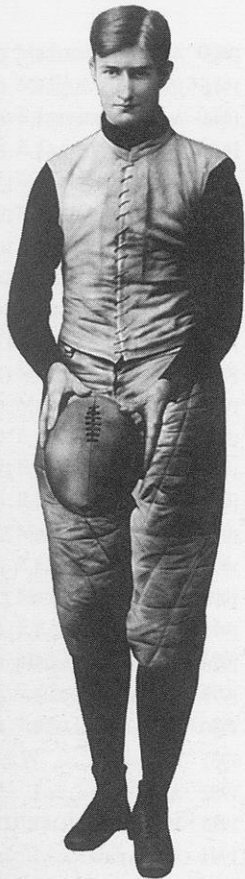
QB sacks (based upon number)

Year	Player No Yds.
1993	Mike Thompson 10 83
1992	Mike Thompson 9 60
1991	four players with 3	
1990	Don Davey 7 68
1989	Don Davey 5 42
	Tim Knoeck 5 35
1988	Don Davey 4 29
1987	Don Davey 5 35
	Chad Vandezande 5 27
1986	Tim Jordan 8 50
1985	Tim Jordan 11 67
1984	Tim Jordan 8 63
	Rick Graf 8 58
1983	Michael Herrington	... 5 32
1982	Darryl Sims 11 84
1981	Tim Krumrie 5 29

Trends: Team Averages

Year	Wisconsin			Opponent		
	Rush	Pass	Total	Rush	Pass	Total
1993	250.8	204.4	455.2	130.3	228.3	358.6
1992	168.0	156.5	324.5	122.6	213.8	336.5
1991	94.7	146.5	241.3	184.0	133.6	317.6
1990	96.6	173.1	269.7	218.7	137.5	356.2
1989	187.2	85.0	272.2	214.5	182.5	397.0
1988	149.6	115.6	265.2	185.2	205.8	391.0
1987	202.5	96.9	299.4	186.1	212.3	398.4
1986	144.0	132.3	276.3	194.8	203.9	398.8
1985	189.5	139.0	328.5	177.1	182.0	359.1
1984	187.8	177.3	365.0	130.1	166.3	296.3
1983	196.7	216.5	413.2	199.8	150.5	350.4
1982	200.3	195.8	369.9	137.6	228.7	350.3
1981	205.2	139.6	344.8	125.7	195.6	321.3
1980	197.0	87.3	284.3	117.5	210.0	327.5
1979	187.5	150.3	337.7	150.3	176.3	392.7
1978	185.3	154.5	340.0	194.1	156.1	350.2
1977	164.3	131.9	296.2	176.5	91.1	267.5
1976	231.5	148.4	379.8	208.3	145.2	353.5
1975	223.6	86.4	310.0	317.3	65.2	382.5
1974	287.5	112.4	399.8	220.1	118.6	338.7
1973	238.7	111.2	349.9	244.3	114.3	358.5
1972	200.0	117.5	317.5	249.6	102.3	351.9
1971	213.5	161.1	374.6	240.5	137.6	378.2
1970	147.7	145.2	292.9	192.1	155.8	347.9
1969	189.5	148.2	337.7	271.2	140.4	411.6
1968	126.2	112.8	239.0	259.0	142.3	401.3
1967	114.2	165.8	280.0	211.2	129.2	340.4
1966	105.5	136.6	242.1	178.7	119.9	298.6
1965	58.1	139.4	197.5	229.7	102.0	331.7
1964	117.2	138.1	255.3	196.8	127.9	324.7
1963	163.8	156.6	320.3	163.4	99.6	261.9
1962	176.5	186.3	362.8			
1961	117.0	188.4	305.4			
1960	98.4	169.6	268.0			
1959	166.2	98.6	259.8			
1958	207.7	106.4	314.1			
1957	270.8	70.6	341.3			
1956	195.0	68.6	263.6			
1955	189.0	145.4	334.4			
1954	182.7	128.1	310.8			
1953	198.9	97.8	296.7			
1952	224.1	161.8	385.9			
1951	237.2	134.7	371.9	66.8	88.0	154.8
1950	125.9	115.6	241.4	192.8	79.1	271.9
1949	204.4	121.2	325.7	129.1	132.4	261.7
1948	200.6	58.0	258.6	169.8	105.0	274.8
1947	205.9	74.2	280.1	134.3	131.2	267.7
1946	179.8	73.3	253.1	163.1	99.6	262.7

PRE-MODERN ERA



Pat O'Dea (above), Dave Schreiner (below left) and Jerry Thompson are a trio of Badger greats that played in the pre-modern era of college football.

The National Collegiate Athletic Association recognizes official football statistics and records beginning with the 1946 season. The NCAA does not recognize marks set prior to the "modern era." Obviously, many great performances were turned in by Badgers prior to that season.

Following are some of the individual performances by Wisconsin players prior to the 1946 season, which would rank on the school's all-time lists.

Game



Rushing attempts -- 37, Jerry Thompson vs. Iowa, 1944
 TDs rushing -- 4, Rowdy Elliott vs. Lawrence, 1920
 TDs receiving -- 3, Dave Schreiner vs. Marquette, 1942
 Points -- 27, Rowdy Elliott vs. Lawrence, 1920
 Field goals made -- 4, Pat O'Dea vs. Beloit, 1899
 PAT attempts -- 11, Eber Simpson vs. Lawrence, 1915
 PAT attempts -- 10, Eber Simpson vs. Marquette, 1915
 PATs -- 10, Eber Simpson vs. Lawrence, 1915
 PATs -- 8, Eber Simpson vs. Marquette, 1915
 Punting average -- 50.0, Frank Bellows vs. Chicago, 1914
 Interception yards -- 110, Jack Wink vs. Great Lakes, 1942
 Interception yards -- 105, Coots Cunningham vs. Purdue, 1907

Season

Field goals made -- 14 by Pat O'Dea, 1899
 Interceptions -- 6 by Elroy Hirsch, 1942
 Interception return yards -- 175 by Jack Wink, 1942

Career

Field goals made -- 32, Pat O'Dea, 1897-99
 Interception return yards -- 196, Jack Wink, 1942, 46-47



VS. 1994 OPPONENTS

Cincinnati (1-0)

1936 Madison W 27-6

Colorado (0-2-1)

1965 Madison T 0-0
 1973 Madison L 25-28
 1974 Boulder L 21-24

E. Michigan (1-0)

1991 Madison W 21-6

Illinois (25-33-6)

1895 Madison T 10-10
 1899 Milwaukee W 23-0
 1900 Madison W 27-0
 1906 Champaign W 16-6
 1907 Madison L 4-15
 1914 Madison L 9-24
 1915 Champaign L 3-17
 1916 Madison T 0-0
 1917 Champaign L 0-7
 1918 Madison L 0-22
 1919 Champaign W 14-10
 1920 Madison W 14-9
 1921 Champaign W 20-0
 1922 Madison L 0-3
 1923 Champaign L 0-10
 1931 Champaign W 7-6
 1932 Madison W 20-12
 1933 Champaign L 0-21
 1934 Madison W 7-3
 1939 Champaign L 0-7
 1940 Madison W 13-6
 1943 Madison L 7-25
 1945 Madison T 7-7
 1946 Champaign L 21-27
 1948 Madison W 20-16
 1949 Champaign T 13-13
 1950 Champaign W 7-6
 1951 Champaign L 10-14
 1952 Madison W 20-6
 1953 Madison W 34-7
 1954 Champaign W 27-14
 1955 Madison L 14-17

1956 Champaign T 13-13
 1957 Madison W 24-13
 1958 Champaign W 31-12
 1959 Madison L 6-9
 1960 Champaign L 14-35
 1961 Madison W 55-7
 1962 Champaign W 35-6
 1963 Madison L 7-17
 1964 Champaign L 0-29
 1965 Madison L 0-51
 1966 Champaign L 14-49
 1969 Madison W 55-14
 1970 Champaign W 29-17
 1971 Madison L 27-35
 1972 Champaign L 7-27
 1975 Madison W 18-9
 1976 Champaign L 25-31
 1977 Madison W 26-0
 1978 Champaign T 20-20
 1981 Champaign L 21-23
 1982 Madison L 28-29
 1983 Madison L 15-27
 1984 Champaign L 6-22
 1985 Champaign L 25-38
 1986 Madison W 15-9
 1987 Champaign L 14-16
 1988 Madison L 6-34
 1989 Champaign L 9-32
 1990 Madison L 3-21
 1991 Champaign L 6-22
 1992 Madison L 12-13
 1993 Champaign W 35-10

Indiana (26-16-2)

1907 Madison W 11-8
 1908 Bloomington W 16-0
 1909 Madison W 6-3
 1910 Indianapolis L 3-12
 1922 Madison W 20-0
 1923 Bloomington W 52-0
 1926 Madison W 27-2
 1938 Madison W 6-0
 1939 Bloomington L 0-14
 1940 Madison W 27-10
 1941 Madison W 27-25
 1943 Bloomington L 0-34
 1947 Bloomington T 7-7
 1948 Madison L 7-35
 1949 Bloomington W 30-14

1951 Madison W 6-0
 1952 Bloomington W 37-14
 1961 Bloomington W 6-3
 1962 Madison W 30-6
 1967 Bloomington L 9-14
 1968 Madison L 20-21
 1969 Madison W 36-34
 1970 Bloomington W 30-12
 1971 Madison W 35-29
 1972 Bloomington L 7-33
 1973 Madison W 31-7
 1974 Bloomington W 35-25
 1975 Madison T 9-9
 1976 Bloomington L 14-15
 1977 Bloomington W 30-14
 1978 Madison W 34-7
 1979 Madison L 0-3
 1980 Bloomington L 0-24
 1981 Bloomington W 28-7
 1982 Madison L 17-20
 1983 Madison W 45-14
 1984 Bloomington W 20-16
 1985 Madison W 31-20
 1986 Bloomington L 7-21
 1989 Madison L 17-45
 1990 Bloomington L 7-20
 1991 Madison L 20-28
 1992 Bloomington L 3-10
 1993 Bloomington W 27-15

Michigan (9-41-1)

1892 Madison L 6-10
 1893 Ann Arbor W 34-18
 1899 Chicago W 17-5
 1902 Chicago L 0-6
 1903 Ann Arbor L 0-16
 1904 Madison L 0-28
 1905 Ann Arbor L 0-12
 1921 Madison T 7-7
 1922 Ann Arbor L 6-13
 1923 Madison L 3-6
 1924 Ann Arbor L 0-21
 1925 Madison L 0-21
 1926 Ann Arbor L 0-37
 1927 Madison L 0-14
 1928 Ann Arbor W 7-0
 1931 Ann Arbor L 0-16
 1934 Ann Arbor W 10-0
 1935 Madison L 12-20

1943 Ann Arbor L 0-27
 1944 Ann Arbor L 0-14
 1946 Ann Arbor L 6-28
 1947 Madison L 6-40
 1950 Ann Arbor L 13-26
 1959 Ann Arbor W 19-10
 1960 Madison W 16-13
 1962 Ann Arbor W 34-12
 1965 Ann Arbor L 14-50
 1966 Madison L 17-28
 1967 Madison L 14-27
 1968 Ann Arbor L 9-34
 1969 Ann Arbor L 7-35
 1970 Madison L 15-29
 1973 Ann Arbor L 6-35
 1974 Madison L 20-24
 1975 Madison L 6-23
 1976 Ann Arbor L 27-40
 1977 Ann Arbor L 0-56
 1978 Madison L 0-42
 1979 Ann Arbor L 0-54
 1980 Madison L 0-24
 1981 Madison W 21-14
 1982 Ann Arbor L 9-20
 1983 Madison L 21-38
 1984 Ann Arbor L 14-20
 1985 Ann Arbor L 6-33
 1986 Madison L 17-34
 1987 Ann Arbor L 0-49
 1988 Madison L 14-62
 1989 Ann Arbor L 0-24
 1990 Madison L 3-41
 1993 Madison W 13-10

Mich. State (13-23)

1913 Madison L 7-12
 1918 Madison W 7-6
 1920 Madison W 27-0
 1923 Madison W 21-0
 1925 Madison W 21-0
 1954 E. Lansing W 6-0
 1955 Madison L 0-27
 1956 E. Lansing L 0-33
 1957 Madison L 7-21
 1958 E. Lansing W 9-7
 1961 Madison L 0-20
 1963 E. Lansing L 13-30
 1964 Madison L 6-22
 1967 E. Lansing L 7-35

VS. 1994 OPPONENTS

1968 Madison L 0-39
 1971 Madison W 31-28
 1972 E. Lansing L 0-31
 1973 E. Lansing L 0-21
 1974 Madison L 21-28
 1977 Madison L 7-9
 1978 E. Lansing L 2-55
 1979 Madison W 38-29
 1980 E. Lansing W 17-7
 1981 E. Lansing L 14-33
 1982 Madison W 24-23
 1983 Madison W 32-0
 1984 E. Lansing W 20-10
 1985 E. Lansing L 7-41
 1986 E. Lansing L 13-23
 1987 Madison L 9-30
 1988 E. Lansing L 0-36
 1989 Madison L 3-31
 1990 E. Lansing L 9-14
 1991 Madison L 7-20
 1992 E. Lansing L 10-26
 1993 Tokyo W 41-20


Minnesota (39-56-8)

1890 Minneapolis L 0-63
 1891 Minneapolis L 12-26
 1892 Madison L 4-32
 1893 Minneapolis L 0-40
 1894 Madison W 6-0
 1895 Minneapolis L 10-14
 1896 Madison W 6-0
 1897 Minneapolis W 39-0
 1898 Madison W 29-0
 1899 Minneapolis W 19-0
 1900 Minneapolis L 5-6
 1901 Madison W 18-0
 1902 Minneapolis L 0-11
 1903 Madison L 0-17
 1904 Minneapolis L 0-28
 1905 Madison W 16-12
 1907 Madison T 17-17
 1908 Minneapolis W 5-0
 1909 Madison L 6-34
 1910 Minneapolis L 0-28
 1911 Madison T 6-6
 1912 Minneapolis W 14-0
 1913 Madison L 3-21
 1914 Minneapolis L 3-14
 1915 Madison L 3-20

1916 Minneapolis L 0-54
 1917 Madison W 10-7
 1918 Minneapolis L 0-6
 1919 Madison L 7-19
 1920 Minneapolis W 3-0
 1921 Madison W 35-0
 1922 Minneapolis W 14-0
 1923 Madison T 0-0
 1924 Madison T 7-7
 1925 Minneapolis T 12-12
 1926 Madison L 10-16
 1927 Minneapolis L 7-13
 1928 Madison L 0-6
 1929 Minneapolis L 12-13
 1930 Madison W 14-0
 1931 Minneapolis L 0-14
 1932 Madison W 20-13
 1933 Minneapolis L 0-14
 1934 Madison L 3-6
 1935 Minneapolis L 7-33
 1936 Madison L 0-24
 1937 Minneapolis L 6-13
 1938 Madison L 0-21
 1939 Minneapolis L 6-23
 1940 Madison L 13-22
 1941 Minneapolis L 6-41

1942 Madison W 20-6
 1943 Minneapolis L 13-25
 1944 Madison L 26-28
 1945 Madison W 26-12
 1946 Madison L 0-6
 1947 Minneapolis L 0-21
 1948 Madison L 0-16
 1949 Minneapolis L 6-14
 1950 Madison W 14-0
 1951 Minneapolis W 30-6
 1952 Madison T 21-21
 1953 Minneapolis T 21-21
 1954 Madison W 27-0
 1955 Minneapolis L 6-21
 1956 Madison T 13-13
 1957 Minneapolis W 14-6
 1958 Madison W 27-12
 1959 Minneapolis W 11-7
 1960 Madison L 7-26
 1961 Minneapolis W 23-21
 1962 Madison W 14-9
 1963 Minneapolis L 0-14
 1964 Madison W 14-7
 1965 Minneapolis L 7-42
 1966 Madison W 7-6
 1967 Minneapolis L 14-21

1968 Madison L 15-23
 1969 Minneapolis L 10-35
 1970 Madison W 39-14
 1971 Minneapolis L 21-23
 1972 Madison L 6-14
 1973 Minneapolis L 17-19
 1974 Madison W 49-14
 1975 Minneapolis L 3-24
 1976 Madison W 26-17
 1977 Minneapolis L 7-13
 1978 Madison W 48-10
 1979 Minneapolis W 42-37
 1980 Madison W 25-7
 1981 Minneapolis W 26-21
 1982 Madison W 24-0
 1983 Minneapolis W 56-17
 1984 Madison L 14-17
 1985 Minneapolis L 18-27
 1986 Madison L 20-27
 1987 Minneapolis L 19-22
 1988 Madison W 14-7
 1989 Minneapolis L 22-24
 1990 Madison L 3-21
 1991 Minneapolis W 19-16
 1992 Madison W 34-6
 1993 Minneapolis L 21-28



Carl Silvestri was the Badgers' Most Valuable Player in 1964.

Northwestern
(49-27-5)

1890 Milwaukee L 10-22
 1891 Milwaukee T 0-0
 1891 Milwaukee W 40-0
 1892 Evanston W 26-6
 1892 Milwaukee W 20-6
 1895 Milwaukee W 12-6
 1896 Evanston T 6-6
 1897 Evanston W 22-0
 1898 Evanston W 47-0
 1899 Madison W 38-0
 1902 Madison W 51-0
 1903 Chicago T 6-6
 1909 Evanston W 21-11
 1910 Madison T 0-0
 1911 Evanston W 28-3
 1912 Madison W 56-0
 1919 Evanston W 10-6
 1920 Madison W 27-7
 1921 Evanston W 27-0

VS. 1994 OPPONENTS

1929 Madison L 0-7
 1930 Evanston L 7-20
 1934 Evanston L 0-7
 1935 Evanston L 13-32
 1936 Evanston L 18-26
 1937 Madison L 6-14
 1938 Evanston W 20-13
 1939 Evanston L 7-13
 1940 Madison L 7-27
 1941 Evanston L 14-41
 1942 Evanston W 20-19
 1943 Madison L 0-41
 1944 Evanston W 7-6
 1945 Madison L 14-28
 1946 Evanston L 0-28
 1947 Evanston W 29-0
 1948 Madison L 7-16
 1949 Evanston W 14-6
 1950 Madison W 14-13
 1951 Evanston W 41-0
 1952 Madison W 24-20
 1953 Evanston W 34-13
 1954 Madison W 34-13
 1955 Evanston W 41-14
 1956 Madison L 7-17
 1957 Evanston W 41-12
 1958 Madison W 17-13
 1959 Evanston W 24-19
 1960 Madison L 0-21
 1961 Evanston W 29-10
 1962 Madison W 37-6
 1963 Madison W 17-14
 1964 Evanston L 13-17
 1965 Evanston W 21-7
 1966 Madison T 3-3
 1967 Madison L 13-17
 1968 Evanston L 10-13
 1969 Evanston L 7-27
 1970 Madison L 14-24
 1971 Evanston L 11-24
 1972 Madison W 21-14
 1973 Madison W 36-34
 1974 Evanston W 52-7
 1975 Madison W 17-14
 1976 Evanston W 28-25
 1977 Madison W 19-7
 1978 Evanston W 28-7
 1979 Madison W 28-3
 1980 Evanston W 39-19
 1981 Madison W 52-0
 1982 Madison W 54-20

1983 Evanston W 49-0
 1984 Madison W 31-16
 1985 Madison L 14-17
 1986 Evanston W 35-27
 1987 Madison L 24-27
 1988 Evanston L 14-35
 1989 Madison W 35-31
 1990 Evanston L 34-44
 1991 Madison W 32-14
 1992 Evanston L 25-27
 1993 Madison W 53-14

Ohio State (13-45-5)

1913 Madison W 12-0
 1914 Columbus W 7-6
 1915 Madison W 21-0
 1916 Columbus L 13-14
 1917 Madison L 3-16
 1918 Columbus W 14-3
 1919 Madison L 0-3
 1920 Columbus L 7-13
 1930 Columbus T 0-0
 1931 Madison L 0-6
 1932 Columbus T 7-7
 1933 Madison L 0-6
 1941 Columbus L 34-46
 1942 Madison W 17-7
 1944 Madison L 7-20
 1945 Columbus L 0-12
 1946 Madison W 20-7
 1948 Columbus L 32-34
 1949 Madison L 0-21
 1950 Columbus L 14-19
 1951 Madison T 6-6
 1952 Columbus L 14-23
 1953 Madison L 19-20
 1954 Columbus L 14-31
 1955 Madison L 16-26
 1956 Columbus L 0-21
 1957 Madison L 13-16
 1958 Columbus T 7-7
 1959 Madison W 12-3
 1960 Columbus L 7-34
 1961 Madison L 21-30
 1962 Columbus L 7-14
 1963 Madison L 10-13
 1964 Columbus L 3-28
 1965 Madison L 10-20
 1966 Columbus L 13-24

1967 Columbus L 15-17
 1968 Madison L 8-43
 1969 Columbus L 7-62
 1970 Madison L 7-24
 1971 Columbus L 6-31
 1972 Madison L 20-28
 1973 Madison L 0-24
 1974 Columbus L 7-52
 1975 Columbus L 0-56
 1976 Madison L 20-30
 1977 Columbus L 0-42
 1978 Madison L 14-49
 1979 Columbus L 0-59
 1980 Columbus L 0-21
 1981 Madison W 24-21
 1982 Columbus W 6-0
 1983 Columbus L 27-45
 1984 Madison W 16-14
 1985 Columbus W 12-7
 1986 Madison L 17-30
 1987 Madison W 26-24
 1988 Columbus L 12-34
 1989 Columbus L 22-42
 1990 Madison L 10-35
 1991 Columbus L 16-31
 1992 Madison W 20-16
 1993 Madison T 14-14

Purdue (33-25-7)

1892 W. Lafayette L 4-32
 1893 Madison W 36-30
 1894 W. Lafayette L 0-2
 1906 Madison W 29-5
 1907 W. Lafayette W 12-6
 1912 Madison W 41-0
 1913 W. Lafayette T 7-7
 1914 Madison W 14-7
 1915 W. Lafayette W 28-3
 1925 Madison W 7-0
 1926 W. Lafayette T 0-0
 1927 Madison W 12-6
 1928 W. Lafayette T 19-19
 1929 Madison L 0-13
 1930 W. Lafayette L 6-7
 1931 Madison W 21-14
 1932 W. Lafayette L 6-7
 1933 Madison L 0-14
 1934 W. Lafayette L 0-14
 1935 Madison W 8-0

1936 W. Lafayette L 14-35
 1937 Madison T 7-7
 1938 W. Lafayette L 7-13
 1939 Madison T 7-7
 1940 W. Lafayette W 14-13
 1941 Madison W 13-0
 1942 W. Lafayette W 13-0
 1943 Madison L 0-32
 1944 W. Lafayette L 0-35
 1945 Madison L 7-13
 1946 W. Lafayette W 24-20
 1947 Madison W 32-14
 1950 Madison W 33-7
 1951 W. Lafayette W 31-7
 1953 W. Lafayette W 28-19
 1954 Madison W 20-6
 1955 W. Lafayette W 9-0
 1956 Madison T 6-6
 1957 W. Lafayette W 23-14
 1958 Madison W 31-6
 1959 W. Lafayette L 0-21
 1960 Madison W 24-13
 1963 Madison W 38-20
 1964 W. Lafayette L 7-28
 1965 W. Lafayette L 7-45
 1966 Madison L 0-23
 1971 Madison W 14-10
 1972 W. Lafayette L 6-27
 1973 Madison L 13-14
 1974 W. Lafayette W 28-14
 1975 W. Lafayette W 17-14
 1976 Madison L 16-18
 1977 Madison L 0-22
 1978 Madison T 24-24
 1979 W. Lafayette L 20-41
 1980 Madison L 6-12
 1981 Madison W 20-14
 1982 W. Lafayette W 35-31
 1983 W. Lafayette W 42-38
 1984 Madison W 30-13
 1987 W. Lafayette L 14-49
 1988 Madison L 6-9
 1991 W. Lafayette L 7-28
 1992 Madison W 19-16
 1993 W. Lafayette W 42-28

SCORES

1889

(0-2)

Coach Alvin Kletsch

N 23 *Calumet Club[1] L 0-27
D 14 Beloit L 0-4

1890

(1-3)

Coach Ted Mestre

N 1 *UW-Whitewater W 106-0
N 15 Minnesota L 0-63
N 22 *Lake Forest L 6-16
N 26 *Northwestern[2] L 10-22

1891

(3-1-1)

Coach Herb Alward

O 17 Beloit W 40-4
O 24 Minnesota L 12-26
O 31 *Northwestern[3] T 0-0
N 14 *Lake Forest W 6-4
N 29 *Northwestern[4] W 40-0

1892

(4-3)

Coach Frank Crawford

O 1 *Beloit W 32-4
O 15 *Michigan L 6-10
O 19 Purdue L 4-32
O 22 *Lake Forest[5] W 10-6
O 29 *Minnesota L 4-32
N 19 Northwestern W 26-6
N 24 *Northwestern[6] W 20-6

1893

(4-2)

Coach Parke Davis

O 14 *Chicago AA[7] L 0-22
O 21 *Lake Forest W 24-0
O 28 *Beloit W 18-0
N 4 Michigan W 34-18
N 11 Minnesota L 0-40
N 16 *Purdue W 36-30

1894

(5-2)

Coach H.O. Stickney

O 6 *Chicago AA W 22-4
O 15 Purdue[forfeit] L 0-2
O 20 Chicago W 30-0
O 27 Chicago AA L 4-16
O 29 *Iowa W 44-0
N 3 Beloit W 46-0
N 17 *Minnesota W 6-0

1895

(5-2-1)

Coach H.O. Stickney

S 21 *Northwestern[8] W 12-6
S 30 *Iowa State W 28-6

O 5 *Armour W 32-4
O 12 *Lake Forest W 26-5
O 19 *Grinnell W 14-4
O 26 *Illinois T 10-10
N 2 Chicago L 12-22
N 16 Minnesota L 10-14

1896

(7-1-1; Big Ten 2-0-1; 1st)

Coach Phil King

O 10 *Lake Forest W 34-0
O 14 *Madison HS W 18-0
O 17 *Rush Medical W 50-0
O 24 *Grinnell W 54-6
O 31 Beloit W 6-0
N 7 *Chicago W 24-0
N 21 *Minnesota W 6-0
N 26 Northwestern T 6-6
D 19 Carlisle Indians[9] L 8-18

1897

(9-1; Big Ten 3-0; 1st)

Coach Phil King

O 2 *Lake Forest W 30-0
O 6 *Madison HS[&] W 8-0
O 9 *Rush Medical W 28-0
O 16 *UW-Platteville W 20-0
O 23 *Madison HS W 29-0
O 30 Minnesota W 39-0
N 6 *Beloit W 11-0
N 13 Chicago W 25-8
N 20 *UW Alumni L 0-6
N 25 Northwestern W 22-0
(& — called at half because of rain)

1898

(9-1; Big Ten 2-1; 3rd)

Coach Phil King

O 1 *Ripon W 52-0
O 5 *Madison HS W 21-0
O 8 *Dixon W 76-0
O 15 *Rush Medical W 42-0
O 22 *Beloit[10] W 17-0
O 29 *Minnesota W 29-0
N 5 *UW Alumni W 12-11
N 12 Chicago L 0-6
N 19 *UW-Whitewater W 22-0
N 24 Northwestern W 27-0

1899

(9-2; Big Ten 4-1; 2nd)

Coach Phil King

S 30 *Lake Forest W 45-0
O 6 *Beloit[11] W 36-0
O 14 *Northwestern W 38-0
O 21 Yale L 0-6
O 28 *Rush Medical W 17-0
N 4 *UW Alumni W 17-5
N 11 *Illinois[12] W 23-0
N 18 Minnesota W 19-0



Coach Phil King

N 25 *Lawrence W 58-0
N 30 Michigan[13] W 17-5
D 9 *Chicago L 0-17

1900

(8-1; Big Ten 2-1; T3rd)

Coach Phil King

S 29 *Ripon W 50-0
O 6 *Chicago P&S W 5-0
O 13 *Beloit[14] W 11-0
O 20 *Upper Iowa W 64-0
O 27 *Grinnell W 45-0
N 3 Minnesota L 5-6
N 10 *Notre Dame W 54-0
N 17 Chicago W 39-5
N 24 *Illinois W 27-0

1901

(9-0; Big Ten 2-0; T1st)

Coach Phil King

S 28 *Milwaukee Medical W 26-0
O 5 *Hyde Park (Ill.) HS.. W 62-0
O 12 *Beloit[15] W 40-0
O 19 *Knox W 23-5
O 26 *Kansas W 50-0
N 2 *Nebraska[16] W 18-0
N 9 *Iowa State W 45-0
N 16 Minnesota W 18-0
N 28 Chicago W 35-0

1902

(6-3; Big Ten 1-3; 6th)

Coach Phil King

S 27 *Lawrence W 11-0
O 4 *Hyde Park (Ill.) HS.. W 24-5

SCORES

O 11 *Lawrence W 52-0
 O 18 *Beloit[17] W 52-6
 O 25 *Kansas W 38-0
 N 1 Michigan[18] L 0-6
 N 8 *Northwestern W 51-0
 N 15 Minnesota L 0-11
 N 27 Chicago L 0-11

1903

(6-3-1; Big Ten 0-3-1; T8th)

Coach Art Curtis

O 3 *North Central W 28-0
 O 10 *Lawrence W 40-7
 O 17 *Beloit W 87-0
 O 21 *Osteopaths W 32-0
 O 24 *Knox W 54-6
 O 31 *Chicago L 6-15
 N 7 *UW-Oshkosh W 52-0
 N 14 Michigan L 0-16
 N 21 Northwestern T 6-6
 N 26 Minnesota L 0-17

1904

(5-3; Big Ten 0-3; T7th)

Coach Art Curtis

O 1 *Fort Sheridan W 45-0
 O 8 *Marquette W 33-0
 O 15 *Notre Dame[19] W 58-0
 O 22 *Drake W 82-0
 O 29 *Michigan L 0-28
 N 5 *Beloit W 36-0
 N 12 Minnesota L 0-28
 N 24 Chicago L 11-18

1905

(8-2; Big Ten 1-2; T5th)

Coach Phil King

S 23 Company I[20] W 16-0
 S 30 *Northwestern[&] W 49-0
 O 4 *Marquette W 29-0
 O 7 *Lawrence W 34-0
 O 14 *Notre Dame[21] W 21-0
 O 21 *Chicago L 0-4
 O 28 *UW Alumni W 17-0
 N 4 Minnesota W 16-12
 N 11 *Beloit W 44-0
 N 18 Michigan L 0-12
 (& — Watertown, Wis.)

1906

(5-0; Big Ten 3-0; T1st)

Coach Dr. C.P. Hutchins

O 13 *Lawrence W 5-0
 O 20 *North Dakota W 10-0
 N 3 *Iowa W 18-4
 N 10 Illinois W 16-6
 N 17 *Purdue W 29-5

1907

(3-1-1; Big Ten 3-1-1; 2nd)

Coach Dr. C.P. Hutchins

O 26 *Illinois L 4-15
 N 2 Iowa W 6-5
 N 9 *Indiana W 11-8
 N 16 Purdue W 12-6
 N 23 *Minnesota T 17-17

1908

(5-1; Big Ten 2-1; 3rd)

Coach Tom Barry

O 10 *Lawrence W 35-0
 O 17 Indiana W 16-0
 O 24 *UW Freshmen W 24-15
 O 31 *Marquette W 9-6
 N 7 Minnesota W 5-0
 N 21 *Chicago(h) L 12-18

1909

(3-1-1; Big Ten 2-1-1; 4th)

Coach Tom Barry

O 9 *Lawrence W 22-0
 O 23 *Indiana W 6-3
 O 30 Northwestern W 21-11
 N 13 *Minnesota (h) L 6-34
 N 20 Chicago T 6-6

1910

(1-2-2; Big Ten 1-2-1; 5th)

Coach Tom Barry

O 8 *Lawrence T 6-6
 O 22 Indiana[22] L 3-12
 O 29 *Northwestern T 0-0
 N 12 Minnesota L 0-28
 N 19 *Chicago(h) W 10-0

1911

(5-1-1; Big Ten 2-1-1; 3rd)

Coach J.R. Richards

O 7 *Lawrence W 15-0
 O 14 *Ripon W 24-0
 O 21 *Colorado College W 26-0
 O 28 Northwestern W 28-3
 N 4 *Iowa W 12-0
 N 18 *Minnesota(h) T 6-6
 N 25 Chicago L 0-5

1912

(7-0; Big Ten 5-0; 1st)

Coach William Juneau

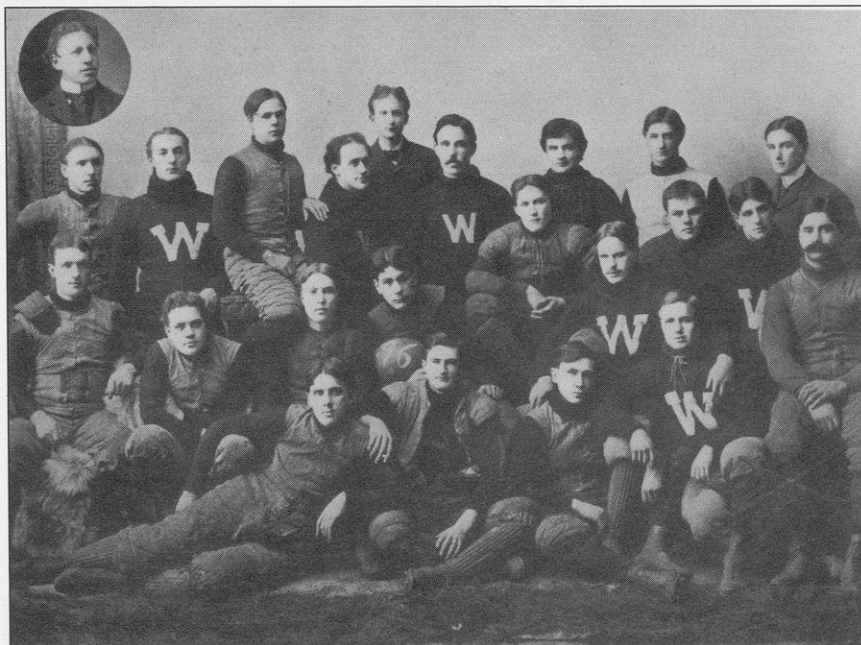
O 5 *Lawrence W 13-0
 O 12 *Northwestern W 56-0
 O 19 *Purdue W 41-0
 N 2 *Chicago(h) W 30-12
 N 9 *Arkansas W 64-7
 N 16 Minnesota W 14-0
 N 23 Iowa W 28-10

1913

(3-3-1; Big Ten 1-2-1; T6th)

Coach William Juneau

O 4 *Lawrence W 58-7
 O 11 *Marquette W 13-0
 O 18 Purdue T 7-7
 O 25 *Michigan State L 7-12
 N 1 *Minnesota(h) L 3-21
 N 8 *Ohio State W 12-0
 N 22 Chicago L 0-19



The 1896 club, coached by Phil King, won the first Big Ten title contested 99 years ago.

SCORES



Tackle Ralph Scott earned all-America honors (1920) for the Big Ten runners-up.

1914

(4-2-1; Big Ten 2-2-1; T4th)

Coach William Juneau

O 3 *Lawrence W 21-0
O 10 *Marquette W 48-0
O 17 *Purdue W 14-7
O 24 Ohio State W 7-6
O 31 *Chicago(h) T 0-0
N 14 Minnesota L 3-14
N 21 *Illinois L 9-24

1915

(4-3; Big Ten 2-3; 6th)

Coach William Juneau

O 2 *Lawrence W 82-0
O 8 *Marquette W 85-0
O 16 Purdue W 28-3
O 23 *Ohio State W 21-0
O 30 Chicago L 13-14
N 13 Illinois L 3-17
N 20 *Minnesota(h) L 3-20

1916

(4-2-1; Big Ten 1-2-1; T6th)

Coach Paul Withington

O 7 *Lawrence W 20-0
O 14 *So. Dakota State W 28-3
O 21 *Haskell Indians W 13-0
O 28 *Chicago(h) W 30-7
N 4 Ohio State L 13-14
N 18 Minnesota L 0-54
N 25 *Illinois T 0-0

1917

(4-2-1; Big Ten 3-2; T3rd)

Coach J.R. Richards

O 6 *Beloit W 34-0
O 13 *Notre Dame T 0-0
O 20 Illinois L 0-7
O 27 *Iowa W 20-0
N 3 *Minnesota(h) W 10-7
N 10 *Ohio State L 3-16
N 24 Chicago W 18-0

1918

(3-3; Big Ten 1-2; 7th)

Coach Guy Lowman

O 26 *Camp Grant L 0-7
N 2 *Beloit W 21-0
N 9 *Illinois(h) L 0-22
N 16 Minnesota L 0-6
N 23 Ohio State W 14-3
N 28 *Michigan State W 7-6

1919

(5-2; Big Ten 3-2; 4th)

Coach J.R. Richards

O 4 *Ripon W 37-0
O 11 *Marquette W 13-0
O 18 Northwestern W 10-6
O 25 Illinois W 14-10
N 1 *Minnesota(h) L 7-19
N 15 *Ohio State L 0-3
N 22 Chicago W 10-3

1920

(6-1; Big Ten 4-1; 2nd)

Coach J.R. Richards

O 2 *Lawrence W 60-0
O 9 *Michigan State W 27-0
O 16 *Northwestern W 27-7
O 23 Ohio State L 7-13
N 6 Minnesota W 3-0
N 13 *Illinois(h) W 14-9
N 20 Chicago W 3-0

1921

(5-1-1; Big Ten 3-1-1; 4th)

Coach J.R. Richards

O 1 *Lawrence W 28-0
O 8 *So. Dakota State W 24-3
O 15 Northwestern W 27-0
O 22 Illinois W 20-0
O 29 *Minnesota(h) W 35-0
N 12 *Michigan T 7-7
N 19 Chicago L 0-3

1922

(4-2-1; Big Ten 2-2-1; 4th)

Coach J.R. Richards

O 7 *Carleton W 41-0
O 14 *So. Dakota State W 20-6
O 21 *Indiana W 20-0
N 4 Minnesota W 14-0

N 11 *Illinois(h) L 0-3
N 18 Michigan L 6-13
N 25 Chicago T 0-0

1923

(3-3-1; Big Ten 1-3-1; 7th)

Coach Jack Ryan

O 6 *Coe W 7-3
O 13 *Michigan State W 21-0
O 20 Indiana W 52-0
O 27 *Minnesota(h) T 0-0
N 10 Illinois L 0-10
N 17 *Michigan L 3-6
N 24 Chicago L 6-13

1924

(2-3-3; Big Ten 0-2-2; 10th)

Coach Jack Ryan

S 27 *No. Dakota State W 25-0
O 4 *Iowa State W 17-0
O 11 *Coe T 7-7
O 18 *Minnesota T 7-7
O 25 Michigan L 0-21
N 8 *Notre Dame L 3-38
N 15 *Iowa(h) L 7-21
N 22 Chicago T 0-0

1925

(6-1-1; Big Ten 3-1-1; T2nd)

Coach George Little

O 3 *Iowa State W 30-0
O 10 *Franklin W 35-0
O 17 *Michigan(h) L 0-21
O 24 *Purdue W 7-0
O 31 Minnesota T 12-12
N 7 Iowa W 6-0
N 14 *Michigan State W 21-10
N 21 Chicago W 20-7

1926

(5-2-1; Big Ten 3-2-1; 5th)

Coach George Little

O 2 *Cornell W 38-0
O 9 *Kansas W 13-0
O 16 Purdue T 0-0
O 23 *Indiana W 27-2
O 30 *Minnesota L 10-16
N 6 Michigan L 0-37
N 13 *Iowa(h) W 20-10
N 20 Chicago W 14-7

1927

(4-4; Big Ten 1-4; T9th)

Coach Glenn Thistlewaite

O 1 *Cornell W 31-6
O 8 Kansas W 26-6
O 15 *Michigan L 0-14
O 22 *Purdue W 12-6
O 29 Minnesota L 7-13
N 5 *Grinnell W 20-2
N 12 *Iowa(h) L 0-16
N 19 Chicago L 0-6

SCORES

1928

(7-1-1; Big Ten 3-1-1; 2nd)
Coach Glenn Thistlewaite

- O 6 *Notre Dame W 22-6
- O 13 *Cornell W 49-0
- O 13 *No. Dakota State W 13-7
- O 20 Purdue T 19-19
- O 27 Michigan W 7-0
- N 3 *Alabama W 15-0
- N 10 *Chicago(h) W 25-0
- N 17 Iowa W 13-0
- N 24 *Minnesota L 0-6

1929

(4-5; Big Ten 1-4; 10th)
Coach Glenn Thistlewaite

- S 28 *Ripon W 22-0
- S 28 *So. Dakota State W 21-0
- O 5 *Colgate W 13-6
- O 12 *Northwestern L 0-7
- O 19 Notre Dame[23] L 0-19
- O 26 *Iowa L 0-14
- N 2 *Purdue(h) L 0-13
- N 9 Chicago W 20-6
- N 23 Minnesota L 12-13

1930

(6-2-1; Big Ten 2-2-1; T4th)
Coach Glenn Thistlewaite

- O 4 *Lawrence W 53-6
- O 4 *Carleton W 28-0
- O 11 *Chicago W 34-0
- O 18 *Pennsylvania(h) W 27-0
- O 25 Purdue L 6-7
- N 1 Ohio State T 0-0
- N 8 *So. Dakota State W 58-7
- N 15 Northwestern L 7-20
- N 22 *Minnesota W 14-0

1931


(5-4-1; Big Ten 3-3; 6th)
Coach Glenn Thistlewaite

- O 3 *Bradley W 33-6
- O 3 *No. Dakota State W 12-7
- O 10 *Auburn T 7-7
- O 17 *Purdue W 21-14
- O 24 Pennsylvania L 13-27
- O 31 Minnesota L 0-14
- N 7 Illinois W 7-6
- N 14 *Ohio State(h) L 0-6
- N 21 Chicago W 12-7
- N 28 Michigan L 0-16

1932

(6-1-1; Big Ten 4-1-1; 3rd)
Coach Clarence Spears

- O 1 *Marquette W 7-2
- O 8 *Iowa W 34-0
- O 15 Purdue L 6-7
- O 22 *Coe W 39-0
- O 29 Ohio State T 7-7
- N 5 *Illinois(h) W 20-12



Coach Glenn Thistlewaite

- N 12 *Minnesota W 20-13
- N 19 Chicago W 18-7

1933

(2-5-1; Big Ten 0-5-1; T8th)
Coach Clarence Spears

- O 7 *Marquette W 19-0
- O 14 Illinois L 0-21
- O 21 Iowa L 7-26
- O 28 *Purdue(h) L 0-14
- N 4 Chicago T 0-0
- N 11 *West Virginia W 25-6
- N 18 *Ohio State L 0-6
- N 25 Minnesota L 3-6

1934

(4-4; Big Ten 2-3; T5th)
Coach Clarence Spears

- O 6 *Marquette W 3-0
- O 13 *So. Dakota State W 28-7
- O 20 Purdue L 0-14
- O 27 Notre Dame L 0-19
- N 3 Northwestern L 0-7
- N 10 Michigan W 10-0
- N 17 *Illinois(h) W 7-3
- N 24 *Minnesota L 0-34

1935

(1-7; Big Ten 1-4; T9th)
Coach Clarence Spears

- S 28 *So. Dakota State L 6-13
- O 5 *Marquette L 0-33
- O 12 *Notre Dame L 0-27
- O 19 *Michigan L 12-20
- O 26 Chicago L 7-13
- N 9 *Purdue(h) W 8-0
- N 16 Northwestern L 13-32

- N 23 Minnesota L 7-33

1936

(2-6; Big Ten 0-4; T8th)
Coach Harry Stuhldreher

- S 26 *So. Dakota State W 24-7
- O 3 *Marquette L 6-12
- O 10 Purdue L 14-35
- O 17 Notre Dame L 0-27
- O 31 *Chicago(h) L 6-7
- N 7 Northwestern L 18-26
- N 14 *Cincinnati W 27-6
- N 21 *Minnesota L 0-24

1937

(4-3-1; Big Ten 2-2-1; T4th)
Coach Harry Stuhldreher

- S 25 *So. Dakota State W 32-0
- O 2 *Marquette W 12-0
- O 9 Chicago W 27-0
- O 16 *Iowa(h) W 13-6
- O 23 Pittsburgh L 0-21
- O 30 *Northwestern L 6-14
- N 13 *Purdue T 7-7
- N 20 Minnesota L 6-13

1938

(5-3; Big Ten 3-2; 6th)
Coach Harry Stuhldreher

- O 1 *Marquette W 27-0
- O 8 Iowa W 31-13
- O 15 *Pittsburgh L 6-26
- O 22 Purdue L 7-13
- O 29 *Indiana(h) W 6-0
- N 5 Northwestern W 20-13
- N 12 UCLA W 14-7
- N 19 *Minnesota L 0-21

1939

(1-6-1; Big Ten 0-5-1; T9th)
Coach Harry Stuhldreher

- S 30 *Marquette W 14-13
- O 7 *Texas L 7-17
- O 14 *Indiana L 0-14
- O 21 Northwestern L 7-13
- O 28 *Iowa L 13-19
- N 4 Illinois L 0-7
- N 18 *Purdue(h) T 7-7
- N 25 Minnesota L 6-23

1940

(4-4; Big Ten 3-3; T4th)
Coach Harry Stuhldreher

- O 5 *Marquette W 33-19
- O 12 Iowa L 12-30
- O 19 *Northwestern L 7-27
- O 26 Purdue W 14-13
- N 2 *Illinois(h) W 13-6
- N 9 Columbia L 6-7
- N 16 *Indiana W 27-10
- N 23 *Minnesota L 13-22

SCORES

1941

(3-5; Big Ten 3-3; 5th)

Coach Harry Stuhldreher

O 4	*Marquette	L	7-28
O 11	Northwestern	L	14-41
O 18	*Iowa	W	23-0
O 25	*Indiana(h)	W	27-25
N 1	*Syracuse	L	20-27
N 8	Ohio State	L	34-46
N 15	*Purdue	W	13-0
N 22	Minnesota	L	6-41

1942

(8-1-1; Big Ten 4-1; 2nd)

Coach Harry Stuhldreher

S 19	*Camp Grant	W	7-0
S 26	*Notre Dame	T	7-7
O 3	*Marquette	W	35-7
O 10	*Missouri	W	17-9
O 17	Great Lakes[24]	W	13-7
O 24	Purdue	W	13-0
O 31	*Ohio State(h)	W	17-7
N 7	Iowa	L	0-6
N 14	Northwestern	W	20-19
N 21	*Minnesota	W	20-6

1943

(1-9; Big Ten 1-6; 8th)

Coach Harry Stuhldreher

S 18	*Marquette	L	7-33
S 25	Camp Grant[25]	L	7-10
O 2	Iowa	W	7-5
O 9	*Illinois	L	7-25
O 16	*Notre Dame	L	0-50
O 23	Indiana	L	0-34
O 30	*Purdue	L	0-32
N 6	*Northwestern(h)	L	0-41
N 13	Michigan	L	0-27
N 20	Minnesota	L	13-25

1944

(3-6; Big Ten 2-4; 7th)

Coach Harry Stuhldreher

S 30	Northwestern	W	7-6
O 7	*Marquette	W	21-2
O 14	*Ohio State(h)	L	7-20
O 21	Notre Dame	L	13-28
O 28	*Great Lakes	L	12-40
N 4	Purdue	L	0-35
N 11	*Iowa	W	26-7
N 18	Michigan	L	0-14
N 25	*Minnesota	L	26-28

1945

(3-4-2; Big Ten 2-3-1; 6th)

Coach Harry Stuhldreher

S 22	Great Lakes	T	0-0
S 29	*Marquette	W	40-13
O 6	*Purdue	L	7-13
O 13	Ohio State	L	0-12
O 20	*Illinois	T	7-7

N 3	Iowa	W	27-7
N 10	*Northwestern(h)	L	14-28
N 17	Navy[26]	L	7-36
N 24	Minnesota	W	26-12

1946

(4-5; Big Ten 2-5; 8th)

Coach Harry Stuhldreher

S 21	*Marquette	W	34-0
S 28	California	W	28-7
O 5	Northwestern	L	0-28
O 12	*Ohio State	W	20-7
O 19	Illinois	L	21-27
N 2	Purdue	W	24-20
N 9	*Iowa(h)	L	7-21
N 16	Michigan	L	6-28
N 23	*Minnesota	L	0-6

1947

(5-3-1; Big Ten 3-2-1; 2nd)

Coach Harry Stuhldreher

S 27	*Purdue	W	32-14
O 4	Indiana	T	7-7
O 11	*California	L	7-48
O 18	Yale	W	9-0
O 25	*Marquette	W	35-12
N 1	Northwestern	W	29-0
N 8	*Iowa(h)	W	46-14
N 15	*Michigan	L	6-40
N 22	Minnesota	L	0-21

1948

(2-7; Big Ten 1-5; 9th)

Coach Harry Stuhldreher

S 25	*Indiana	L	7-35
O 2	*Illinois	W	20-16
O 9	California	L	14-40
O 16	*Yale	L	7-17
O 23	Ohio State	L	32-34
O 30	Iowa	L	13-19
N 6	*Northwestern(h)	L	7-16
N 13	*Marquette	W	26-0
N 20	*Minnesota	L	0-16

1949

(5-3-1; Big Ten 3-2-1; 4th)

Coach Ivy Williamson

S 24	*Marquette	W	41-0
O 1	Illinois	T	13-13
O 8	*California	L	20-35
O 15	*Navy	W	48-13
O 22	*Ohio State	L	0-21
O 29	Indiana	W	30-14
N 5	Northwestern	W	14-6
N 12	*Iowa(h)	W	35-13
N 19	Minnesota	L	6-14

1950

(6-3; Big Ten 5-2; T2nd)

Coach Ivy Williamson

S 30	*Marquette	W	28-6
------	------------	---	------

O 7	Illinois	W	7-6
O 14	Iowa	W	14-0
O 21	Michigan	L	13-26
O 28	*Northwestern	W	14-13
N 4	*Purdue(h)	W	33-7
N 11	Ohio State	L	14-19
N 18	Pennsylvania	L	0-20
N 25	*Minnesota	W	14-0

1951

(7-1-1; Big Ten 4-1-1; 2nd)

Coach Ivy Williamson

S 29	*Marquette	W	22-6
O 6	Illinois	L	10-14
O 13	*Ohio State	T	6-6
O 20	Purdue	W	31-7
O 27	Northwestern	W	41-0
N 3	*Indiana(h)	W	6-0
N 10	*Pennsylvania	W	16-7
N 17	*Iowa	W	34-7
N 24	Minnesota	W	30-6

1952

ROSE BOWL

(6-3-1; Big Ten 4-1-1; 1st)

Coach Ivy Williamson

S 27	*Marquette	W	42-19
O 4	*Illinois	W	20-6
O 11	Ohio State	L	14-23
O 18	Iowa	W	42-13
O 25	*UCLA	L	7-20
N 1	Rice	W	21-7
N 8	*North(h)	W	24-20
N 15	Indiana	W	37-14
N 22	*Minnesota	T	21-21
J 1	USC[27]	L	0-7

1953

(6-2-1; Big Ten 4-1-1; 3rd)

Coach Ivy Williamson

S 26	*Penn State	W	20-0
O 3	*Marquette	W	13-11
O 9	UCLA	L	0-13
O 17	Purdue	W	28-19
O 24	*Ohio State	L	19-20
O 31	*Iowa(h)	W	10-6
N 7	Northwestern	W	34-13
N 14	*Illinois	W	34-7
N 21	Minnesota	T	21-21

1954

(7-2; Big Ten 5-2; 2nd)

Coach Ivy Williamson

S 25	*Marquette	W	52-14
O 2	Michigan State	W	6-0
O 9	*Rice	W	13-7
O 16	*Purdue	W	20-6
O 23	Ohio State	L	14-31
O 30	Iowa	L	7-13

SCORES



Milt Bruhn guided Wisconsin to Rose Bowl games in 1960 and 1963.

- N 6 *Northwestern(h) W ... 34-13
- N 13 Illinois W ... 27-14
- N 20 *Minnesota W 27-0

1955

(4-5; Big Ten 3-4; 6th)

Coach Ivy Williamson

- S 24 *Marquette W ... 28-14
- O 1 *Iowa W ... 37-14
- O 8 Purdue W 9-0
- O 14 USC L 21-33
- O 22 *Ohio State L 16-26
- O 29 *Michigan State(h) L 0-27
- N 5 Northwestern W ... 41-14
- N 12 *Illinois L 14-17
- N 19 Minnesota L 6-21

1956

(1-5-3; Big Ten 0-4-3; 9th)

Coach Milt Bruhn

- S 29 *Marquette W 41-0
- O 6 *USC L 6-13
- O 13 Iowa L 7-13
- O 20 *Purdue T 6-6
- O 27 *Ohio State L 0-21
- N 3 Michigan State L 0-33
- N 10 *Northwestern(h) L 7-17
- N 17 Illinois T 13-13
- N 24 *Minnesota T 13-13

1957

(6-3; Big Ten 4-3; T4th)

Coach Milt Bruhn

- S 28 *Marquette W 60-6
- O 5 *West Virginia W ... 45-13
- O 12 Purdue W ... 23-14
- O 19 Iowa L 7-21
- O 26 *Ohio State L 13-16
- N 2 *Michigan State L 7-21

- N 9 Northwestern W ... 41-12
- N 16 *Illinois(h) W ... 24-13
- N 23 Minnesota W 14-6

1958

(7-1-1; Big Ten 5-1-1; 2nd)

Coach Milt Bruhn

- S 26 Miami, Fla. W 20-0
- O 4 *Marquette W 50-0
- O 11 *Purdue W 31-6
- O 18 *Iowa L 9-20
- O 25 Ohio State T 7-7
- N 1 Michigan State W 9-7
- N 8 *Northwestern(h) W ... 17-13
- N 15 Illinois W ... 31-12
- N 22 *Minnesota W ... 27-12

1959

ROSE BOWL

(7-3; Big Ten 5-2; 1st)

Coach Milt Bruhn

- S 26 ... *Stanford W ... 16-14
- O 3 ... *Marquette W 44-6
- O 10 .. Purdue L 0-21
- O 17 .. *Iowa W .. 25-16
- O 24 .. *Ohio State W 12-3
- O 31 .. Michigan W ... 19-10
- N 7 ... Northwestern W ... 24-19
- N 14 .. *Illinois(h) L 6-9
- N 21 .. Minnesota W 11-7
- J 1 Washington[28] ..L 8-44

1960

(4-5; Big Ten 2-5; 9th)

Coach Milt Bruhn

- S 24 Stanford W 24-7
- O 1 *Marquette W 35-6
- O 8 *Purdue W ... 24-13
- O 15 Iowa L 21-28
- O 22 Ohio State L 7-34
- O 29 *Michigan W ... 16-13
- N 5 *Northwestern(h) L 0-21
- N 12 Illinois L 14-35
- N 19 *Minnesota L 7-26

1961

(6-3; Big Ten 4-3; 5th)

Coach Milt Bruhn

- S 23 *Utah W 7-0
- S 30 *Michigan State L 0-20
- O 7 Indiana W 6-3
- O 14 *Oregon State W ... 23-20
- O 21 Iowa L 15-47
- O 28 *Ohio State(h) L 21-30
- N 11 Northwestern W ... 29-10
- N 18 *Illinois W 55-7
- N 25 Minnesota W ... 23-21

1962

ROSE BOWL

(8-2; Big Ten 6-1; 1st)

Coach Milt Bruhn

- S 29 ... *New Mexico St. W ... 69-13
- O 6 ... *Indiana W 30-6
- O 13 .. *Notre Dame W 17-8
- O 20 .. *Iowa W ... 42-14
- O 27 .. Ohio State L 7-14
- N 3 Michigan W ... 34-12
- N 10 .. *North.(h) W 37-6
- N 17 .. Illinois W 35-6
- N 24 .. *Minnesota W 14-9
- J 1 USC[29] L 37-42

1963

(5-4; Big Ten 3-4; 5th)

Coach Milt Bruhn

- S 21 *Western Michigan ... W 41-0
- S 28 Notre Dame W 14-9
- O 12 *Purdue W ... 38-20
- O 19 Iowa W 10-7
- O 26 *Ohio State L 10-13
- N 2 Michigan State L 13-30
- N 9 *Northwestern(h) W ... 17-14
- N 16 *Illinois L 7-17
- N 28 Minnesota L 0-14

1964

(3-6; Big Ten 2-5; T7th)

Coach Milt Bruhn

- S 19 *Kansas State W 17-7
- S 26 *Notre Dame L 7-31
- O 10 Purdue L 7-28
- O 17 *Iowa W ... 31-21
- O 24 Ohio State L 3-28
- O 31 *Michigan State(h) L 6-22
- N 7 Northwestern L 13-17
- N 14 Illinois L 0-29
- N 21 *Minnesota W 14-7

1965

(2-7-1; Big Ten 2-5; T7th)

Coach Milt Bruhn

- S 18 *Colorado T 0-0
- S 25 *USC L 6-26
- O 2 *Iowa W ... 16-13
- O 9 Nebraska L 0-37
- O 16 Northwestern W 21-7
- O 23 *Ohio State(h) L 10-20
- O 30 Michigan L 14-50
- N 6 Purdue L 7-45
- N 13 *Illinois L 0-51
- N 20 Minnesota L 7-42

SCORES

1966

(3-6-1; Big Ten 2-4-1; 7th)
Coach Milt Bruhn

- S 14 *Iowa State W ... 20-10
- S 24 USC L 3-38
- O 1 Iowa W 7-0
- O 8 *Nebraska L 3-31
- O 15 *Northwestern T 3-3
- O 22 Ohio State L 13-24
- O 29 *Michigan L 17-28
- N 5 *Purdue(h) L 0-23
- N 12 Illinois L 14-49
- N 19 *Minnesota W 7-6

1967

(0-9-1; Big Ten 0-6-1; T9th)
Coach John Coatta

- S 23 Washington L 0-17
- S 30 *Arizona State L 16-42
- O 7 Michigan State L 7-35
- O 14 *Pittsburgh L 11-13
- O 21 *Iowa T 21-21
- O 28 *Northwestern(h) L 13-17
- N 4 Indiana L 9-14
- N 11 Ohio State L 15-17
- N 18 *Michigan L 14-27
- N 25 Minnesota L 14-21

1968

(0-10; Big Ten 0-7; 10th)
Coach John Coatta

- S 21 Arizona State L 7-55
- S 28 *Washington L 17-21
- O 5 *Michigan State L 0-39
- O 12 *Utah State L 0-20
- O 19 Iowa L 0-41
- O 26 Northwestern L 10-13
- N 2 *Indiana(h) L 20-21
- N 9 *Ohio State L 8-43
- N 16 Michigan L 9-34
- N 23 *Minnesota L 15-23

1969

(3-7; Big Ten 3-4; T5th)
Coach John Coatta

- S 20 *Oklahoma L 21-48
- S 27 *UCLA L 23-34
- O 4 *Syracuse L 7-43
- O 11 *Iowa W ... 23-17
- O 18 Northwestern L 7-27
- O 25 *Indiana(h) W ... 36-34
- N 1 Michigan L 7-35
- N 8 Ohio State L 7-62
- N 15 *Illinois W ... 55-14
- N 22 Minnesota L 10-35

1970

(4-5-1; Big Ten 3-4; T5th)
Coach John Jardine

- S 19 Oklahoma L 7-21
- S 26 *TCU T 14-14

- O 3 *Penn State W ... 29-16
- O 10 Iowa L 14-24
- O 17 *Northwestern L 14-24
- O 24 Indiana W ... 30-12
- O 31 *Michigan(h) L 15-29
- N 7 *Ohio State L 7-24
- N 14 Illinois W ... 29-17
- N 21 *Minnesota W ... 39-14

1971

(4-6-1; Big Ten 3-5; T6th)
Coach John Jardine

- S 11 *Northern Illinois W 31-0
- S 18 Syracuse T 20-20
- S 25 *LSU L 28-38
- O 2 Northwestern L 11-24
- O 9 *Indiana W ... 35-29
- O 16 *Michigan State W ... 31-28
- O 23 Ohio State L 6-31
- O 30 Iowa L 16-20
- N 6 *Purdue(h) W ... 14-10
- N 13 *Illinois L 27-35
- N 20 Minnesota L 21-23

1972

(4-7; Big Ten 2-6; 9th)
Coach John Jardine

- S 16 *Northern Illinois W 31-7
- S 23 *Syracuse W 31-7
- S 30 LSU L 7-27
- O 7 *Northwestern W ... 21-14
- O 14 Indiana L 7-33
- O 21 Michigan State L 0-31
- O 28 *Ohio State L 20-28
- N 4 *Iowa(h) W ... 16-14
- N 11 Purdue L 6-27
- N 18 Illinois L 7-27
- N 25 *Minnesota L 6-14

1973

(4-7; Big Ten 3-5; 8th)
Coach John Jardine

- S 15 *Purdue L 13-14
- S 22 Colorado L 25-28
- S 29 Nebraska L 16-20
- O 6 *Wyoming W ... 37-28
- O 13 *Ohio State L 0-24
- O 20 Michigan L 6-35
- O 27 *Indiana(h) W 31-7
- N 3 Michigan State L 0-21
- N 10 *Iowa W 35-7
- N 17 *Northwestern W ... 36-34
- N 24 Minnesota L 17-19

1974

(7-4; Big Ten 5-3; 4th)
Coach John Jardine

- S 14 Purdue W ... 28-14
- S 21 *Nebraska W ... 21-20
- S 28 Colorado L 21-24
- O 5 *Missouri W ... 59-20

- O 12 Ohio State L 7-52
- O 19 *Michigan L 20-24
- O 26 Indiana W ... 35-25
- N 2 *Michigan State(h) L 21-28
- N 9 Iowa W ... 28-15
- N 16 Northwestern W 52-7
- N 23 *Minnesota W ... 49-14

1975

(4-6-1; Big Ten 3-4-1; 6th)
Coach John Jardine

- S 13 *Michigan L 6-23
- S 20 *South Dakota W 48-7
- S 27 Missouri L 21-28
- O 4 *Kansas L 7-41
- O 11 Purdue W ... 17-14
- O 18 Ohio State L 0-56
- O 25 *Northwestern(h) W ... 17-14
- N 1 *Illinois W 18-9
- N 8 Iowa L 28-45
- N 15 *Indiana T 9-9
- N 22 Minnesota L 3-24

1976

(5-6; Big Ten 3-5; T7th)
Coach John Jardine

- S 11 Michigan L 27-40
- S 18 *North Dakota W 45-9
- S 25 *Washington State W ... 35-26
- O 2 Kansas L 24-34
- O 9 *Purdue L 16-18
- O 16 *Ohio State L 20-30
- O 23 Northwestern W ... 28-25
- O 30 Illinois L 25-31
- N 6 *Iowa(h) W ... 38-21
- N 13 Indiana L 14-15
- N 20 *Minnesota W ... 26-17

1977

(5-6; Big Ten 3-6; 8th)
Coach John Jardine

- S 10 Indiana W ... 30-14
- S 17 *Northern Illinois W 14-3
- N 24 Oregon W 22-10
- O 1 *Northwestern W 19-7
- O 8 *Illinois W 26-0
- O 15 Michigan L 0-56
- O 22 *Michigan State(h) L 7-9
- O 29 Ohio State L 0-42
- N 5 *Purdue L 0-22
- N 12 *Iowa L 8-24
- N 19 Minnesota L 7-13

1978

(5-4-2; Big Ten 3-4-2; 6th)
Coach Dave McClain

- S 16 *Richmond W 7-6
- S 23 Northwestern W 28-7
- S 30 *Oregon W ... 22-19
- O 7 *Indiana W 34-7
- O 14 Illinois T 20-20
- O 21 *Michigan L 0-42

SCORES

Career coaching records

Coach	W-L-T	Pct.
Kletsch, 1889	0-2-0	.000
Mestre, 1890	1-3-0	.250
Alward, 1891	3-1-1	.700
Crawford, 1892	4-3-0	.571
Davis, 1893	4-2-0	.667
Stickney, 1894-95	10-4-1	.710
King, 1896-02,05	65-11-1	.851
Curtis, 1903-04	11-6-1	.639
Hutchins, 1906-07	8-1-1	.850
Barry, 1908-10	9-4-3	.656
Richards, 1911, 17, 19-22	29-9-4	.738
Juneau, 1912-15	18-8-2	.679
Withington, 1916	4-2-1	.643
Lowman, 1918	3-3-0	.500
Ryan, 1923-24	5-6-4	.467
Little, 1925-26	11-3-2	.750
Thistlewaite, 1927-31	26-16-3	.611
Spears, 1932-35	13-17-2	.438
Stuhldreher, 1936-48	45-62-6	.425
Williamson, 1949-55	41-19-4	.672
Bruhn, 1956-66	52-45-6	.534
Coatta, 1967-69	3-26-1	.117
Jardine, 1970-77	37-47-3	.443
McClain, 1978-85	46-42-3	.522
Hilles, 1986	3-9-0	.250
Morton, 1987-89	6-27-0	.182
Alvarez, 1990-93	21-23-1	.478

O 28 Michigan State L 2-55
N 4 *Ohio State L 14-49
N 11 *Purdue(h) T 24-24
N 18 Iowa L 24-38
N 25 *Minnesota W 48-10

1979

(4-7; Big Ten 3-5; T7th)

Coach Dave McClain

S 8 Purdue L 20-41
S 15 *Air Force W 38-0
S 22 *UCLA L 12-37
S 29 San Diego State L 17-24
O 6 *Indiana L 0-3
O 13 *Michigan State W 38-29
O 20 Ohio State L 0-59
O 27 *Iowa(h) L 13-24
N 3 Michigan L 0-54
N 10 *Northwestern W 28-3
N 17 Minnesota W 42-37

1980

(4-7; Big Ten 3-5; T6th)

Coach Dave McClain

S 13 *Purdue L 6-12
S 20 *Brigham Young L 3-28
S 27 UCLA L 0-35
O 4 *San Diego State(h) W 35-12
O 11 Indiana L 0-24
O 18 Michigan State W 17-7
O 25 *Ohio State L 0-21
N 1 Iowa L 13-22
N 8 *Michigan L 0-24
N 15 Northwestern W 39-19
N 22 *Minnesota W 25-7

1981

GARDEN STATE BOWL
(7-5; Big Ten 6-3; T3rd)

Coach Dave McClain

S 12 *Michigan W 21-14
S 19 *UCLA L 13-31
S 26 *W. Michigan(h) W 21-10
O 3 *Purdue W 20-14
O 10 *Ohio State W 24-21
O 17 Michigan State L 14-33
O 24 Illinois L 21-23
O 31 *Northwestern W 52-0
N 7 Indiana W 28-7
N 14 *Iowa L 7-17
N 21 Minnesota W 26-21
D 13 Tennessee[30] L 21-28

1982

INDEPENDENCE BOWL
(7-5; Big Ten 5-4; 4th)

Coach Dave McClain


S 11 Michigan L 9-20
S 18 *UCLA L 26-51
S 25 *Toledo(h) W 36-27
O 2 Purdue W 35-31
O 9 Ohio State W 6-0
O 16 *Michigan State W 24-23
O 23 *Illinois L 28-29
O 30 *Northwestern W 54-20
N 6 *Indiana L 17-20
N 13 Iowa L 14-28
N 20 *Minnesota W 24-0
D 11 Kansas State[31] W 14-3

1983

(7-4; Big Ten 5-4; 4th)

Coach Dave McClain

S 10 *Northern Illinois W 37-9
S 17 *Missouri W 21-20
S 24 *Michigan L 21-38
O 1 Northwestern W 49-0
O 8 *Illinois L 15-27
O 15 Minnesota W 56-17
O 22 *Indiana(h) W 45-14
O 29 Ohio State L 27-45
N 5 *Iowa L 14-34
N 12 Purdue W 42-38
N 19 *Michigan State W 32-0



Three of Dave McClain's Badger teams played in post-season bowl games. The '82 team beat Kansas State in the Independence Bowl.

SCORES

1984

**HALL OF FAME BOWL
(7-4-1; Big Ten 5-3-1; 4th)**

Coach Dave McClain

S 8 *No. Illinois W	27-14
S 15	... Missouri W	35-34
S 22	... Michigan L	14-20
S 29	... *Northwestern W	31-16
O 6	... Illinois L	6-22
O 13	.. *Minnesota(h) L	14-17
O 20	.. Indiana W	20-16
O 27	.. *Ohio State W	16-14
N 3	... Iowa T	10-10
N 10	.. *Purdue W	30-13
N 17	.. Michigan State W	20-10
D 29	.. Kentucky[32] L	19-20

1985

(5-6; Big Ten 2-6; 8th)

Coach Dave McClain

S 14 *Northern Illinois W	38-17
S 21 *UNLV W	26-23
S 28 Wyoming W	41-17
O 5	... Michigan L	6-33
O 12	.. *Iowa L	13-23
O 19	.. *Northwestern L	14-17
O 26	.. Illinois L	25-38
N 2 *Indiana(h) W	31-20
N 9 Minnesota L	18-27
N 16 Ohio State W	12-7
N 23 *Michigan State L	7-41

1986

(3-9; Big Ten 2-6; T8th)

Coach Jim Hilles

S 6 Hawaii L	17-20
S 13 *Northern Illinois W	35-20
S 20 UNLV L	7-17
S 27 *Wyoming L	12-21
O 4	.. *Michigan L	17-34
O 11	.. Iowa L	6-17
O 18	.. Northwestern W	35-27
O 25	.. *Illinois(h) W	15-9
N 1	... Indiana L	7-21
N 8 *Minnesota L	20-27
N 15 *Ohio State L	17-30
N 22 Michigan State L	13-23

1987

(3-8; Big Ten 1-7; 10th)

Coach Don Morton

S 12 *Hawaii W	28-7
S 19 *Utah L	28-31
S 26 *Ball State W	30-13
O 3 Michigan L	0-49
O 10 *Iowa L	10-31
O 17 Illinois L	14-16
O 24 *Northwestern(h) L	24-27
O 31 Purdue L	14-49

N 7 *Ohio State W	26-24
N 14 Minnesota L	19-22
N 21 *Michigan State L	9-30

1988

(1-10; Big Ten 1-7; T9th)

Coach Don Morton

S 3 *Western Michigan L	14-24
S 17 *Northern Illinois L	17-19
S 24 Miami, Fla. L	3-23
O 1 *Michigan L	14-62
O 8 Iowa L	6-31
O 15	.. *Illinois L	6-34
O 22	.. Northwestern L	14-35
O 29	.. *Purdue(h) L	6-9
N 5 Ohio State L	12-34
N 12 *Minnesota W	14-7
N 19 Michigan State L	0-36

1989

(2-9; Big Ten 1-7; 9th)

Coach Don Morton

S 9 *Miami, Fla. L	3-51
S 16 *Toledo W	23-10
S 23 California L	14-20
O 7	... Michigan L	0-24
O 14	.. *Iowa L	24-31
O 21	.. *Northwestern(h) W	35-31
O 28	.. Illinois L	9-32
N 4 Minnesota L	22-24
N 11 *Indiana L	17-45
N 18 Ohio State L	22-42
N 25 *Michigan State L	3-31

1990

(1-10; Big Ten 0-8; 10th)

Coach Barry Alvarez

S 8 *California L	12-28
S 15 *Ball State W	24-7
S 22 *Temple L	18-24
O 6 *Michigan L	3-41
O 13 Iowa L	10-30
O 20	.. Northwestern L	34-44
O 27	.. *Illinois(h) L	3-21
N 3 *Minnesota L	3-21
N 10 Indiana L	7-20
N 17 *Ohio State L	10-35
N 24 Michigan State L	9-14

1991

(5-6; Big Ten 2-6; T8th)

Coach Barry Alvarez

S 14 *Western Illinois W	31-13
S 21 *Iowa State W	7-6
S 28 *E. Michigan W	21-6
O 5 Ohio State L	16-31
O 12	.. *Iowa L	6-10
O 19 Purdue L	7-28
O 26	.. *Indiana (h) L	20-28
N 2 Illinois L	6-22
N 9 *Michigan State L	7-20

N 16 Minnesota W	19-16
N 23 *Northwestern W	32-14

1992

(5-6; Big Ten 3-5; T6th)

Coach Barry Alvarez

S 12 Washington L	10-27
S 19 *Bowling Green St. W	39-18
S 26 *Northern Illinois W	18-17
O 3 *Ohio State W	20-16
O 10 Iowa L	22-23
O 17	.. *Purdue (h) W	19-16
O 24 Indiana L	3-10
O 31	.. *Illinois L	12-13
N 7 Michigan State L	10-26
N 14 *Minnesota W	34-6
N 21 Northwestern L	25-27

1993

ROSE BOWL**(10-1-1; Big Ten 6-1-1; T1st)**

Coach Barry Alvarez

S 4 *Nevada W	53-17
S 11	... SMU W	24-16
S 18	.. *Iowa State W	28-7
S 25	.. Indiana W	27-15
O 9	... *N'western (h) W	53-14
O 16	.. Purdue W	42-28
O 23	.. Minnesota L	21-28
O 30	.. *Michigan W	13-10
N 6	... *Ohio State T	14-14
N 11	.. Illinois W	35-10
D 4	... Michigan St.[33] W	41-20
J 1 UCLA[34] W	21-16

* — home game

(h) — homecoming

Neutral game sites

[1-8, 10-12, 14-17, 19, 21] Milwaukee

[9] Chicago Coliseum

[13, 18] Chicago

[20] Marinette, Wis.

[22] Indianapolis

[23-24] Soldier Field

[25] Rockford, Ill.

[26] Baltimore

[27-29, 34] Pasadena, Calif.

[30] East Rutherford, N.J.

[31] Shreveport, La.

[32] Birmingham, Ala.

[33] Tokyo, Japan

YEARLY RECORDS

Year	Coach	Overall			Big Ten			Rank	Captains
		W	L	T	W	L	T		
1889	Alvin Kletsch	0	2	0	—	—	—	—	Meyer
1890	Ted Mestre	1	3	0	—	—	—	—	Kerr
1891	Herb Alward	3	1	1	—	—	—	—	Ahara
1892	Frank Crawford	4	3	0	—	—	—	—	Freeman
1893	Parke Davis	4	2	0	—	—	—	—	Lyman
1894	H.O. Stickney	5	2	0	—	—	—	—	Lyman
1895	H.O. Stickney	5	2	1	—	—	—	—	Richards
1896	Phil King	7	1	1	2	0	1	1	Richards
1897	Phil King	9	1	0	3	0	0	1	Riordan
1898	Phil King	9	1	0	2	1	0	3	O'Dea
1899	Phil King	9	2	0	4	1	0	2	O'Dea
1900	Phil King	8	1	0	2	1	0	T3	Chamberlain
1901	Phil King	9	0	0	2	0	0	T1	Curtis
1902	Phil King	6	3	0	1	3	0	6	Juneau
1903	Art Curtis	6	3	1	0	3	1	T8	Abbott
1904	Art Curtis	5	3	0	0	3	0	T7	Bush
1905	Phil King	8	2	0	1	2	0	T5	Vanderboom
1906	C.P. Hutchins	5	0	0	3	0	0	T1	Gelbach
1907	C.P. Hutchins	3	1	1	3	1	1	2	Messmer
1908	J.A. Barry	5	1	0	2	1	0	3	Rogers
1909	J.A. Barry	3	1	1	2	1	1	4	Wilce
1910	J.A. Barry	1	2	2	1	2	1	5	Dean
1911	J.R. Richards	5	1	1	2	1	1	3	Buser
1912	William Juneau	7	0	0	5	0	0	1	Hoeffel
1913	William Juneau	3	3	1	1	2	1	T6	Tanberg
1914	William Juneau	4	2	1	2	2	1	T4	Keeler
1915	William Juneau	4	3	0	2	3	0	6	Buck
1916	Paul Withington	4	2	1	1	2	1	T6	Meyers
1917	J.R. Richards	4	2	1	3	2	0	T3	Hancock
1918	Guy Lowman	3	3	0	1	2	0	7	Mann
1919	J.R. Richards	5	2	0	3	2	0	4	Carpenter
1920	J.R. Richards	6	1	0	4	1	0	2	Weston
1921	J.R. Richards	5	1	1	3	1	1	4	Sundt
1922	J.R. Richards	4	2	1	2	2	1	4	Williams
1923	Jack Ryan	3	3	1	1	3	1	7	Below
1924	Jack Ryan	2	3	3	0	2	2	10	Harris
1925	George Little	6	1	1	3	1	1	T2	Polaski
1926	George Little	5	2	1	3	2	1	5	Harmon
1927	Glenn Thistlewaite	4	4	0	1	4	0	T9	Crofoot
1928	Glenn Thistlewaite	7	1	1	3	1	1	2	Wagner
1929	Glenn Thistlewaite	4	5	0	1	4	0	10	Parks
1930	Glenn Thistlewaite	6	2	1	2	2	1	T4	Gantenbein
1931	Glenn Thistlewaite	5	4	1	3	3	0	6	H. Smith
1932	Clarence Spears	6	1	1	4	1	1	3	Kabat
1933	Clarence Spears	2	5	1	0	5	1	T8	H. Smith
1934	Clarence Spears	4	4	0	2	3	0	T5	Bender
1935	Clarence Spears	1	7	0	1	4	0	T9	Davis
1936	Harry Stuhldreher	2	6	0	0	4	0	T8	Golemgeske
1937	Harry Stuhldreher	4	3	1	2	2	1	T4	Benz
1938	Harry Stuhldreher	5	3	0	3	2	0	6	Weiss & Gavre
1939	Harry Stuhldreher	1	6	1	0	5	1	T9	Moeller
1940	Harry Stuhldreher	4	4	0	3	3	0	T4	Tennant
1941	Harry Stuhldreher	3	5	0	3	3	0	5	Farris
1942	Harry Stuhldreher	8	1	1	4	1	0	2	Schreiner & Hoskins

YEARLY RECORDS

Year	Coach	Overall			Big Ten			Rank	Captains
		W	L	T	W	L	T		
1943	Harry Stuhldreher	1	9	0	1	6	0	8	Keenan
1944	Harry Stuhldreher	3	6	0	2	4	0	7	Shafer
1945	Harry Stuhldreher	3	4	2	2	3	1	6	Mead
1946	Harry Stuhldreher	4	5	0	2	5	0	8	Esser
1947	Harry Stuhldreher	5	3	1	3	2	1	2	Wink
1948	Harry Stuhldreher	2	7	0	1	5	0	9	Dreyer
1949	Ivy Williamson	5	3	1	3	2	1	4	Wilson
1950	Ivy Williamson	6	3	0	5	2	0	T2	Huxhold
1951	Ivy Williamson	7	1	1	4	1	1	2	Hammond
1952	Ivy Williamson	6	3	1	4	1	1	1	O'Brien
<hr/>									
1953	Ivy Williamson	6	2	1	4	1	1	3	Dornburg & Wuhrman
1954	Ivy Williamson	7	2	0	5	2	0	2	Messner
1955	Ivy Williamson	4	5	0	3	4	0	6	Gray
1956	Milt Bruhn	1	5	3	0	4	3	9	Levenhagen
1957	Milt Bruhn	6	3	0	4	3	0	T4	Gehler
1958	Milt Bruhn	7	1	1	5	1	1	2	Kocourek & Hobbs
1959	Milt Bruhn	7	3	0	5	2	0	1	Stalcup & Zeman
1960	Milt Bruhn	4	5	0	2	5	0	9	Herleth & Wiesner
1961	Milt Bruhn	6	3	0	4	3	0	5	Bakken & Schade
1962	Milt Bruhn	8	2	0	6	1	0	1	Richter & Underwood
<hr/>									
1963	Milt Bruhn	5	4	0	3	4	0	5	Bowman & Wojdula
1964	Milt Bruhn	3	6	0	2	5	0	T7	Leafblad & Frain
1965	Milt Bruhn	2	7	1	2	5	0	T7	Fronek
1966	Milt Bruhn	3	6	1	2	4	1	7	B. Richter & Loukas
1967	John Coatta	0	9	1	0	6	1	T9	Domres
1968	John Coatta	0	10	0	0	7	0	10	Schoessow
1969	John Coatta	3	7	0	3	4	0	T5	Murphy, Reddick & Gregory
1970	John Jardine	4	5	1	3	4	0	T5	Gregory
1971	John Jardine	4	6	1	3	5	0	T6	Poindexter & Jaeger
1972	John Jardine	4	7	0	2	6	0	9	Nosbusch & Lokanc
<hr/>									
1973	John Jardine	4	7	0	3	5	0	8	Webster, Schymanski & Davis
1974	John Jardine	7	4	0	5	3	0	4	Bohlig & Zakula
1975	John Jardine	4	6	1	3	4	1	6	Stieve & Wagner
1976	John Jardine	5	6	0	3	5	0	T7	Carroll, Pollard, Rasmussen & Michuda
1977	John Jardine	5	6	0	3	6	0	8	Stejskal
1978	Dave McClain	5	4	2	3	4	2	6	Charles, Crossen & Relich
1979	Dave McClain	4	7	0	3	5	0	T7	Christenson, Snell & Stauss
1980	Dave McClain	4	7	0	3	5	0	T6	Ahrens & Rothbauer
1981	Dave McClain	7	5	0	6	3	0	T3	Mohapp, Levenick & Spurlin
1982	Dave McClain	7	5	0	5	4	0	4	Krumrie, VandenBoom & Williams
<hr/>									
1983	Dave McClain	7	4	0	5	4	0	4	Wright, Herrington & Marrow
1984	Dave McClain	7	4	1	5	3	1	4	selected each game
1985	Dave McClain	5	6	0	2	6	0	8	Fields, Landsee & Spencer
1986	Jim Hilles	3	9	0	2	6	0	T8	Armentrout & Raddatz
1987	Don Morton	3	8	0	1	7	0	10	Gruber & Lossow
1988	Don Morton	1	10	0	1	7	0	T9	Wings & Nelson
1989	Don Morton	2	9	0	1	7	0	9	Knoeck & Kissling
1990	Barry Alvarez	1	10	0	0	8	0	10	Davey, Lowery, Polczynski & Thomas
1991	Barry Alvarez	5	6	0	2	6	0	T8	Belin, Lowery, Lynch & Vincent
1992	Barry Alvarez	5	6	0	3	5	0	T6	Belin, Casper & Crawford
<hr/>									
1993	Barry Alvarez	10	1	1	6	1	1	T1	Panos & Shackerford
Totals		478	401	50	248	303	38		

SEASON ATTENDANCE

Year	Home Attend.	Average /Game	Season Attend.	Average /Game
1921	47,847	11,962		
1922	44,300	11,075		
1923	65,548	16,387		
1924	87,549	14,592		
1925	75,589	15,118		
1926	96,141	19,228		
1927	92,559	18,512		
1928	146,668	29,334		
1929	107,800	21,560		
<hr/>				
1930	90,875	18,175		
1931	60,272	15,068		
1932	81,719	16,344		
1933	54,314	13,579		
1934	82,662	20,666		
1935	79,444	15,889		
1936	95,586	19,117		
1937	120,607	24,121		
1938	126,925	31,731		
1939	118,632	23,726		
<hr/>				
1940	131,384	26,277		
1941	131,061	26,212		
1942	174,157	29,026		
1943	71,868	14,374		
1944	110,050	22,010		
1945	130,665	32,666		
1946	180,000	45,000	433,012	48,112
1947	221,000	44,200	422,862	46,985
1948	265,000	44,167	446,200	49,578
1949	221,000	44,200	404,442	44,938
<hr/>				
1950	180,000	45,000	513,300	57,033
1951	230,753	46,151	429,137	47,682
1952	259,764	51,953	544,662	54,466
1953	258,262	51,652	473,077	52,564
1954	267,455	53,491	522,165	58,018
1955	267,455	53,491	490,331	54,481
1956	267,517	53,503	509,956	56,662
1957	238,417	47,683	432,260	48,029
1958	276,263	55,263	538,466	59,830
1959	266,586	53,317	585,749	58,575

Year	Home Attend.	Average /Game	Season Attend.	Average /Game
1960	284,780	59,956	502,689	55,584
1961	235,716	47,143	431,571	47,952
1962	335,259	55,877	607,048	60,705
1963	306,114	61,223	548,924	60,992
1964	303,590	60,718	538,456	59,828
1965	282,139	56,428	546,293	54,629
1966	310,350	51,725	553,372	55,337
1967	262,473	52,495	545,012	54,501
1968	261,353	43,559	434,572	43,457
1969	293,390	48,898	515,179	51,518
<hr/>				
1970	377,335	56,223	574,269	57,427
1971	408,885	68,131	645,016	58,638
1972	422,721	70,454	703,833	63,985
1973	422,803	60,400	675,227	61,384
1974	358,150	71,630	658,904	59,900
1975	443,772	73,962	748,448	68,041
1976	425,386	70,898	681,302	61,937
1977	436,093	72,682	725,094	65,918
1978	500,102	71,443	689,780	62,707
1979	443,875	73,979	777,904	70,719
<hr/>				
1980	428,158	71,360	672,745	61,159
1981	501,482	71,640	727,770	66,161
1982	497,419	71,060	867,740	72,312
1983	488,508	69,787	730,922	66,447
1984	373,405	74,681	765,816	69,620
1985	429,683	71,613	777,232	70,657
1986	408,313	68,052	683,481	56,957
1987	414,795	59,256	700,657	63,696
1988	295,779	49,297	608,207	55,292
1989	250,406	41,734	584,310	53,119
<hr/>				
1990	357,192	51,027	565,658	51,424
1991	347,735	49,676	582,526	52,957
1992	368,269	61,378	628,092	57,099
1993	377,537	75,507	733,603	61,134

LARGEST CROWDS

Largest Camp Randall Stadium crowds

Attend. ...	Date	Opponent	Result
80,024	10/21/78	Michigan	L 0-42
79,940	11/4/78	Ohio State	L 14-49
79,579	10/16/76	Ohio State	L 20-30
79,521	11/6/76	Iowa	W .. 38-21
79,253	10/25/80	Ohio State	L 0-21
79,203	10/22/70	Michigan State	L 7-9
79,111	10/9/76	Purdue	L 16-18
79,026	10/27/79	Iowa	L 13-24
79,023	10/12/85	Iowa	L 13-23
79,022	9/13/75	Michigan	L 6-23
78,986	11/11/78	Purdue	T 24-24
78,973	10/10/81	Ohio State	W .. 24-21
78,911	10/19/74	Michigan	L 20-24
78,902	10/25/75	Northwestern	W .. 17-14
78,883	9/22/79	UCLA	L 12-37
78,868	11/1/75	Illinois	W 18-9
78,848	11/2/74	Michigan State	L 21-28
78,770	10/13/84	Minnesota	L 14-17
78,731	11/14/81	Iowa	L 7-17
78,723	11/4/72	Iowa	W .. 16-14

Largest crowds to watch Wisconsin

Attend. ...	Date	Opponent	Site
105,491	10/5/85	Michigan	Ann Arbor, Mich.
104,952	11/3/79	Michigan	Ann Arbor, Mich.
104,932	9/11/82	Michigan	Ann Arbor, Mich.
104,892	10/15/77	Michigan	Ann Arbor, Mich.
104,410	10/3/87	Michigan	Ann Arbor, Mich.
104,239	9/22/84	Michigan	Ann Arbor, Mich.
104,097	10/7/89	Michigan	Ann Arbor, Mich.
101,500	1/1/53	USC	Pasadena, Calif.
101,347	9/11/76	Michigan	Ann Arbor, Mich.
101,237	1/1/94	UCLA	Pasadena, Calif.
100,809	1/1/60	Washington	Pasadena, Calif.
98,698	1/1/63	USC	Pasadena, Calif.
94,221	10/5/91	Ohio State	Columbus, Ohio
91,202	10/21/50	Michigan	Ann Arbor, Mich.
90,032	11/5/88	Ohio State	Columbus, Ohio
89,873	11/16/85	Ohio State	Columbus, Ohio
89,626	11/18/89	Ohio State	Columbus, Ohio
89,203	10/29/83	Ohio State	Columbus, Ohio
88,234	10/9/82	Ohio State	Columbus, Ohio
87,837	10/29/77	Ohio State	Columbus, Ohio
87,820	10/18/75	Ohio State	Columbus, Ohio
87,717	10/12/74	Ohio State	Columbus, Ohio

Wisconsin's NCAA attendance rank

(based upon home figures only)

Year	Total	Average	Rank
1972	422,721	70,454	4th
1973	422,803	60,400	5th
1974	358,150	71,630	4th
1975	443,772	73,962	4th
1976	425,386	70,898	5th
1977	436,093	72,682	5th
1978	500,102	71,443	7th
1979	443,875	73,979	7th
1980	428,158	71,360	8th
1981	501,482	71,640	10th
1982	497,419	71,060	11th
1983	488,508	69,787	16th
1984	373,405	74,681	13th
1985	429,683	71,613	14th
1992	368,269	61,378	19th
1993	377,537	75,507	10th

Attendance increase

Wisconsin was the national leader for attendance increase in 1993 after its home-game average grew 14,129 fans per game. The Badgers averaged 75,507 fans at their five home games in 1993 and had four sellouts. Wisconsin and national champion Florida State were the only schools that had increases of at least 10,000.

Wisconsin's No. 1 ranking for attendance increase was the third time in four years that the school has been in the nation's top three for attendance improvement. The Badgers had the third-largest gains in both 1990 and 1992.

Since Barry Alvarez came to Wisconsin in 1990, the school has witnessed an 80.9 percent increase in its home crowds. The Badgers averaged just 41,734 fans per game in 1989, the year before Alvarez was hired at Wisconsin.

School	Home Average	Nat'l. Rank	Change per game
1. Wisconsin	75,507	10th	+ 14,129
2. Florida State	73,969	11th	+ 11,172
3. Maryland	37,355	49th	+ 9,331
4. West Virginia	57,786	25th	+ 8,502
5. Auburn	81,072	6th	+ 8,136

ATTENDANCE BY GAME

1946

Marquette *45,000
 @ California 50,000
 @ N'western 45,000
 Ohio St. *45,000
 @ Illinois 62,597
 @ Purdue 32,000
 Iowa *45,000
 @ Michigan 63,415
 Minnesota 45,000

1947

Purdue 41,000
 @ Indiana 30,000
 California *45,000
 @ Yale 65,000
 Marquette *45,000
 @ N'western 43,000
 Iowa 45,000
 Michigan *45,000
 @ Minnesota 63,862

1948

Indiana 40,000
 Illinois *45,000
 @ California 66,000
 Yale *45,000
 @ Ohio St. 77,200
 @ Iowa 38,000
 N'western *45,000
 Marquette *45,000
 Minnesota *45,000

1949

Marquette 42,000
 @ Illinois 32,332
 California 44,000
 Navy *45,000
 Ohio St. *45,000
 @ Indiana 30,000
 @ N'western 51,000
 Iowa *45,000
 @ Minnesota 64,110

1950

Marquette *45,000
 @ Illinois 54,230
 @ Iowa 46,333
 @ Michigan 91,202
 N'western *45,000
 Purdue *45,000
 @ Ohio St. 81,535
 @ Penn 60,000
 Minnesota *45,000

1951

Marquette 45,450
 @ Illinois 56,207
 Ohio St. *51,156
 @ Purdue 40,000
 @ N'western 50,000
 Indiana *51,118

Pennsylvania 43,243
 Iowa 39,788
 @ Minnesota 52,177

1952

Marquette *51,303
 Illinois *52,071
 @ Ohio St. 80,345
 @ Iowa 45,050
 UCLA *52,131
 @ Rice 36,000
 N'western *52,131
 @ Indiana 22,000
 Minnesota *52,131
 USC 101,500

1953

Penn St. 48,374
 Marquette 51,363
 @ UCLA 52,887
 @ Purdue 36,500
 Ohio St. *52,819
 Iowa *52,819
 @ N'western 40,000
 Illinois *52,887
 @ Minnesota 61,154

1954

Marquette *52,819
 @ Michigan St. 51,194
 Rice *52,819
 Purdue *52,819
 @ Ohio St. 82,636
 @ Iowa 52,185
 N'western *53,131
 @ Illinois 71,119
 Minnesota *53,131

1955

Marquette *53,359
 Iowa *53,509
 @ Purdue 45,000
 @ USC 75,162
 Ohio St. *53,529
 Michigan St. *53,529
 @ N'western 40,000
 Illinois *53,529
 @ Minnesota 62,714

1956

Marquette 52,700
 USC *52,979
 @ Iowa 53,273
 Purdue *53,044
 @ Ohio St. 82,661
 @ Michigan St. 53,647
 N'western *54,645
 @ Illinois 52,858
 Minnesota 54,149

1957

Marquette 52,700

West Virginia 38,889
 @ Purdue 40,507
 @ Iowa 58,147
 Ohio St. 51,051
 Michigan St. 49,826
 @ N'western 32,250
 Illinois 52,384
 @ Minnesota 62,939

1958

@ Miami, Fla. 62,084
 Marquette 42,513
 Purdue 51,028
 Iowa *65,241
 @ Ohio St. 83,142
 @ Michigan St. 71,040
 N'western 62,964
 @ Illinois 45,937
 Minnesota 54,517

1959

Stanford 41,892
 Marquette 47,970
 @ Purdue 41,542
 Iowa *64,256
 Ohio St. 55,440
 @ Michigan 68,063
 @ N'western 55,282
 Illinois 56,028
 @ Minnesota 53,647
 Washington 100,089

1960

@ Stanford 29,500
 Marquette 51,533
 Purdue 58,292
 @ Iowa 57,000
 @ Ohio St. 83,244
 Michigan 57,629
 N'western 61,730
 @ Illinois 48,143
 Minnesota 55,576

1961

Utah 36,325
 Michigan St. 50,584
 @ Indiana 23,270
 Oregon St. 45,274
 @ Iowa 60,150
 Ohio St. 58,144
 @ N'western 46,203
 Illinois 45,122
 @ Minnesota 66,232

1962

N. Mexico St. 40,495
 Indiana 41,354
 Notre Dame 61,098
 Iowa 60,297
 @ Ohio St. 82,540
 @ Michigan 53,789
 N'western *65,501

@ Illinois 36,762
 Minnesota *65,514
 USC 98,698

1963

W. Michigan 48,574
 @ Notre Dame 56,806
 Purdue 61,415
 @ Iowa 59,700
 Ohio St. *65,913
 @ Michigan St. 71,033
 N'western *65,388
 Illinois *65,418
 @ Minnesota 55,271

1964

Kansas St. 46,455
 Notre Dame *64,398
 @ Purdue 44,396
 Iowa *65,713
 @ Ohio St. 84,365
 Michigan St. *65,728
 @ N'western 51,028
 @ Illinois 55,077
 Minnesota 61,306

1965

Colorado 45,914
 USC 52,706
 Iowa 63,058
 @ Nebraska 53,810
 @ N'western 44,444
 Ohio St. *65,269
 @ Michigan 66,907
 @ Purdue 48,369
 Illinois 55,192
 @ Minnesota 50,624

1966

Iowa St. 51,051
 @ USC 52,235
 @ Iowa 52,787
 Nebraska 52,428
 N'western 53,163
 @ Ohio St. 84,256
 Michigan 51,816
 Purdue 56,475
 @ Illinois 53,645
 Minnesota 45,372

1967

@ Washington 54,500
 Arizona St. 49,327
 @ Michigan St. 68,516
 Pittsburgh 46,995
 Iowa 59,512
 N'western 61,918
 @ Indiana 46,910
 @ Ohio St. 65,470
 Michigan 44,721@
 Minnesota 47,133

1968

@ Arizona St. 43,317
 Washington 42,965
 Michigan St. 49,067
 Utah St. 37,469
 @ Iowa 45,651
 @ N'western 33,133
 Indiana 51,666
 Ohio St. 40,972
 @ Michigan 51,117
 Minnesota 39,214

1969

Oklahoma 43,633
 UCLA 49,243
 Syracuse 45,540
 Iowa 53,714
 @ N'western 34,374
 Indiana 58,636
 @ Michigan 60,438
 @ Ohio St. 86,519
 Illinois 42,624
 @ Minnesota 40,458

1970

@ Oklahoma 58,100
 TCU 61,538
 Penn St. 55,204
 @ Iowa 53,622
 N'western 65,278
 @ Indiana 48,643
 Michigan 72,389
 Ohio St. 72,758
 @ Illinois 36,569
 Minnesota 50,167

1971

N. Illinois 45,437
 @ Syracuse 31,206
 LSU *78,535
 @ N'western 40,473
 Indiana 66,156
 Michigan St. 74,847
 @ Ohio St. 86,559
 @ Iowa 43,155
 Purdue *78,451
 Illinois 65,459
 @ Minnesota 34,738

1972

N. Illinois 62,710
 Syracuse 67,234
 @ LSU 69,142
 N'western 74,595
 @ Indiana 50,122
 @ Michigan St. 62,638
 Ohio St. *78,713
 Iowa *78,723
 @ Purdue 53,507
 @ Illinois 45,703
 Minnesota 60,746

ATTENDANCE BY GAME

1973

Purdue	58,256
Colorado	58,237
@ Nebraska	76,297
Wyoming	60,715
Ohio St.	77,413
@ Michigan	87,273
Indiana	66,365
@ Michigan St.	54,010
Iowa	55,560
N'western	46,248
@ Minnesota	34,412

1974

@ Purdue	54,239
Nebraska	73,381
@ Colorado	50,512
Missouri	71,141
@ Ohio St.	87,717
Michigan	*78,911
@ Indiana	31,453
Michigan St.	*78,848
@ Iowa	48,300
@ N'western	28,533
Minnesota	55,869

1975

Michigan	*79,022
South Dakota	65,566
@ Missouri	62,222
Kansas	76,097
@ Purdue	62,406
@ Ohio St.	87,820
N'western	*78,902
Illinois	*78,868
@ Iowa	54,650
Indiana	65,317
@ Minnesota	37,578

1976

@ Michigan	101,347
North Dakota	62,213
Washington St.	64,658
@ Kansas	48,350
Purdue	*79,111
Ohio St.	*79,579
@ N'western	24,580
@ Illinois	54,121
Iowa	*79,521
@ Indiana	27,518
Minnesota	60,304

1977

@ Indiana	34,755
N. Illinois	64,475
@ Oregon	30,755
N'western	68,709
Illinois	*78,661
@ Michigan	104,892
Michigan St.	*79,203
@ Ohio St.	87,837
Purdue	73,322
Iowa	71,723

@ Minnesota 30,742

1978

Richmond	60,877
@ N'western	23,960
Oregon	63,988
Indiana	75,266
@ Illinois	51,160
Michigan	*80,024
@ Michigan St.	70,144
Ohio St.	*79,940
Purdue	*78,986
@ Iowa	44,444
Minnesota	61,021

1979

@ Purdue	65,002
Air Force	66,466
UCLA	*78,830
@ San Diego St.	38,633
Indiana	74,188
Michigan St.	77,083
@ Ohio St.	87,585
Iowa	*79,026
@ Michigan	104,952
N'western	68,229
@ Minnesota	37,827

1980

Purdue	77,280
Brigham Young	71,496
@ UCLA	40,018
San Diego St.	76,340
@ Indiana	51,029
@ Michigan St.	76,173
Ohio St.	*79,523
@ Iowa	59,995
Michigan	69,560
@ N'western	17,372
Minnesota	54,229

1981

Michigan	68,733
UCLA	69,212
W. Michigan	67,196
Purdue	68,603
Ohio St.	*78,973
@ Michigan St.	67,352
@ Illinois	67,413
N'western	70,035
@ Indiana	44,218
Iowa	*78,731
@ Minnesota	47,125
Tennessee	53,220

1982

@ Michigan	104,932
UCLA	*77,974
Toledo	73,713
@ Purdue	69,132
@ Ohio St.	88,234
Michigan St.	*78,187

Illinois	*78,406
N'western	64,388
Indiana	65,355
@ Iowa	58,500
Minnesota	59,792
Kansas St.	49,523

1983

N. Illinois	56,941
Missouri	65,044
Michigan	77,708
@ N'western	32,180
Illinois	*78,307
@ Minnesota	62,689
Indiana	*78,199
@ Ohio St.	89,203
Iowa	*78,105
@ Purdue	58,342
Michigan St.	54,204

1984

N. Illinois	65,288
@ Missouri	45,033
@ Michigan	104,239
N'western	*78,509
@ Illinois	76,428
Minnesota	*78,770
@ Indiana	38,754
Ohio St.	*78,606
@ Iowa	66,255
Purdue	72,292
@ Michigan St.	61,702
Kentucky	47,300

1985

N. Illinois	69,131
UNLV	68,123
@ Wyoming	11,129
@ Michigan	105,491
Iowa	*79,023
N'western	*78,401
@ Illinois	76,395
Indiana	*78,605
@ Minnesota	64,571
@ Ohio St.	89,873
Michigan St.	56,854

1986

@ Hawaii	45,403
N. Illinois	63,294
@ UNLV	32,207
Wyoming	64,954
Michigan	75,898
@ Iowa	67,700
@ N'western	34,462
Illinois	76,983
@ Indiana	35,311
Minnesota	65,164
Ohio St.	62,020
@ Michigan St.	60,285

1987

Hawaii	53,509
Utah	56,224
Ball St.	51,825
@ Michigan	104,410
Iowa	74,645
@ Illinois	57,040
N'western	70,012
@ Purdue	62,000
Ohio St.	63,195
@ Minnesota	62,412
Michigan St.	45,385

1988

W. Michigan	38,230
N. Illinois	46,869
@ Miami, Fla.	48,311
Michigan	61,180
@ Iowa	67,700
Illinois	57,886
@ N'western	30,013
Purdue	51,147
@ Ohio St.	90,032
Minnesota	40,467
@ Michigan St.	76,372

1989

Miami, Fla.	38,646
Toledo	37,162
@ California	36,000
@ Michigan	104,097
Iowa	62,402
N'western	44,978
@ Illinois	64,856
@ Minnesota	39,325
Indiana	37,442
@ Ohio St.	89,626
Michigan St.	29,776

1990

California	45,980
Ball St.	44,698
Temple	41,817
Michigan	64,359
@ Iowa	69,890
@ N'western	32,966
Illinois	67,746
Minnesota	51,189
@ Indiana	45,093
Ohio St.	41,403
@ Michigan St.	60,517

1991

W. Illinois	42,861
Iowa St.	50,710
E. Michigan	45,356
@ Ohio St.	94,221
Iowa	75,053
@ Purdue	42,944
Indiana	54,052
@ Illinois	61,493
Michigan St.	41,074

@ Minnesota 36,133
N'western 38,620

1992

@ Washington	72,800
Bowl. Green St.	57,758
N. Illinois	50,688
Ohio St.	72,203
@ Iowa	70,397
Purdue	73,573
@ Indiana	43,142
Illinois	65,293
@ Michigan St.	45,219
Minnesota	48,754
@ N'western	28,265

1993

Nevada	66,557
@ SMU	19,013
Iowa St.	*77,745
@ Indiana	34,306
N'western	*77,745
@ Purdue	37,129
@ Minnesota	64,798
Michigan	*77,745
Ohio St.	*77,745
@ Illinois	48,083
Michigan St.	51,500
UCLA	101,237

* — home sellouts

GAME LEADERS

Top rushing games

Yds	Player (Attempts), Game	
304	Billy Marek (43), Minnesota, 1974	
230	Billy Marek (29), Northwestern, 1974	
226	Billy Marek (29), Wyoming, 1973	
225	Marck Harrison (38), Purdue, 1984	
220	Alan Thompson (33), Oklahoma, 1969	
211	Rufus Ferguson (29), Minnesota, 1971	
206	Billy Marek (34), Iowa, 1974	
203	Billy Marek (30), Iowa, 1973	
	Marck Harrison (31), Ohio State, 1984	
200	Alan Ameche (31), Minnesota, 1951	
198	Brent Moss (32), Indiana, 1993	
	Billy Marek (36), Northwestern, 1975	
197	Rufus Ferguson (34), Northwestern, 1972	
189	Billy Marek (39), Illinois, 1975	
188	Larry Emery (28), Indiana, 1985	
185	Larry Emery (17), Michigan, 1984	
184	Ken Starch (13), Wyoming, 1973	
182	Billy Marek (31), Indiana, 1975	
181	Brent Moss (27), SMU, 1993	
174	Larry Emery (23), Northwestern, 1974	
166	Troy King (15), Northwestern, 1982	
165	Robert Teague (25), Northwestern, 1949	
164	Gary Ellerson (19), N. Illinois, 1983	
162	Alan Ameche (20), Indiana, 1952	
160	Ronald Smith (22), Minnesota, 1964	
	Daniel Lewis (8), Marquette, 1956	
158	Brent Moss (36), UCLA, 1994	
	Brent Moss (25), Iowa, 1992	
157	John Smith (21), Iowa, 1967	
	Alan Ameche (31), Northwestern, 1952	
155	Earl Maves (9), Marquette, 1946	
153	Larry Canada (28), Minnesota, 1976	
	Rufus Ferguson (28), Syracuse, 1972	
152	Billy Marek (25), Purdue, 1975	
	Rufus Ferguson (27), Indiana, 1971	
149	Ken Starch (10), Colorado, 1974	
	Rufus Ferguson (26), Syracuse, 1971	
148	Terrell Fletcher (29), Bowling Green, 1992	
	Alan Ameche (25), Purdue, 1951	
147	Brent Moss (28), Michigan State, 1993	
146	Billy Marek (33), Indiana, 1973	
145	Billy Marek (30), Nebraska, 1973	
	Alan Ameche (17), Illinois, 1953	
144	Robert Teague (18), Indiana, 1949	
141	Charles Thomas (17), Marquette, 1955	
140	Steven Vinci (13), Utah, 1987	
139	Brent Moss (29), Purdue, 1993	
	Terrell Fletcher (18), Illinois, 1993	
	Dave Mohapp (16), Iowa, 1979	
138	Marvin Artley (14), Utah, 1987	
	Dave Mohapp (19), Michigan State, 1980	
	Clarence Self (18), Iowa, 1947	
137	Brent Moss (23), Minnesota, 1992	
136	Marvin Artley (25), N. Illinois, 1988	
	Larry Emery (20), Wyoming, 1985	
	Gary Ellerson (22), Indiana, 1983	
	Rufus Ferguson (23), Ohio State, 1971	
135	Michael Morgan (23), Indiana, 1974	
134	Sean Wilson (29), California, 1989	
	Ira Matthews (12), Minnesota, 1978	
	Daniel Lewis (8), Purdue, 1957	
133	Alan Ameche (28), USC, 1953	
132	Larry Emery (26), Northwestern, 1986	
	Troy King (32), Minnesota, 1982	
	John Williams (18), Michigan State, 1981	
	John Smith (26), Minnesota, 1968	
131	Billy Marek (31), Minnesota, 1973	
130	Brent Moss (27), Minnesota, 1993	
129	Brent Moss (25), Ohio State, 1993	
	Robert Williams (21), Minnesota, 1989	
	Joseph Dawkins (20), Indiana, 1969	
128	Brent Moss (26), Michigan, 1993	
	Chucky Davis (14), Michigan State, 1982	
127	Larry Emery (26), Indiana, 1984	
	Troy King (11), Iowa, 1982	
	Alan Ameche (17), Michigan State, 1954	
	Clarence Self (10), Purdue, 1947	
126	Rufus Ferguson (28), Iowa, 1971	
	Alan Ameche (25), Iowa, 1951	
125	Brent Moss (15), Northwestern, 1993	
	Ira Matthews (19), Northwestern, 1978	
	Alan Ameche (25), Minnesota, 1952	
124	Brent Moss (27), Illinois, 1993	
	Terrell Fletcher (19), Iowa State, 1993	
	Terrell Fletcher (22), N. Illinois, 1992	
	Larry Emery (25), Minnesota, 1985	
	Alan Thompson (16), Iowa, 1971	
	Alan Ameche (23), Northwestern, 1951	
123	Tom Stauss (17), Northwestern, 1978	
	Billy Marek (13), Missouri, 1974	
122	Larry Emery (27), Illinois, 1986	
	Larry Emery (17), N. Illinois, 1985	
	Lisle Blackbourne (15), California, 1949	
120	Marvin Artley (14), Hawaii, 1987	
	Larry Emery (25), Ohio State, 1986	
	Joe Armentrout (7), N. Illinois, 1985	
119	Billy Marek (26), Northwestern, 1973	
	Rollie Strehlow (16), Marquette, 1950	
118	Billy Marek (29), Minnesota, 1975	
117	Larry Emery (18), UNLV, 1986	
	Billy Marek (35), Missouri, 1975	
	Alan Ameche (26), Iowa, 1954	
	William Hutchinson (11), Iowa, 1952	
116	Leon Hunt (22), Northwestern, 1989	
	Alan Ameche (23), Rice, 1952	
	Alan Ameche (32), Illinois, 1952	
115	T. Davis (16), Iowa, 1972	
	Alan Ameche (28), Penn State, 1953	
114	Robert Williams (10), Ball State, 1990	
	Marvin Artley (17), Minnesota, 1987	
	Larry Canada (26), Washington State, 1976	

GAME LEADERS

113	Joe Armentrout (21), Wyoming, 1985 Tom Stauss (8), Minnesota, 1978 Daniel Lewis (14), Illinois, 1957 Clarence Bratt (4), Purdue, 1953 Harland Carl (16), Illinois, 1952
112	Terrell Fletcher (10), Michigan State, 1993 Terrell Fletcher (19), Northwestern, 1991 Jimmy Henderson (24), Northwestern, 1989 Selvie Washington (19), Colorado, 1973 Rufus Ferguson (36), Minnesota, 1972 Alan Thompson (24), Minnesota, 1969 Alan Ameche (21), Marquette, 1953
111	Robert Williams (18), Iowa, 1990
110	Larry Emery (24), UNLV, 1985
109	Lionell Crawford (20), Minnesota, 1988 Alan Thompson (13), LSU, 1971 Clarence Self (11), California, 1947 Lisle Blackburne (22), Indiana, 1949
108	Lionell Crawford (16), Ohio State, 1989 Marvin Artley (15), Northwestern, 1987 Rufus Ferguson (17), Illinois, 1971
107	Marvin Artley (22), Ohio State, 1987 Billy Marek (24), Michigan State, 1974 Rufus Ferguson (15), Northwestern, 1971 Alan Ameche (18), Marquette, 1954
106	Terrell Fletcher (22), Northwestern, 1993 Larry Emery (28), Minnesota, 1986 Wally Dreyer (7), Marquette, 1948
105	Marck Harrison (29), Michigan State, 1984 Joe Armentrout (15), Kentucky, 1984 Alan Ameche (25), Ohio State, 1952 Harland Carl (9), Marquette, 1951
104	Brent Moss (21), Iowa State, 1993 Larry Emery (19), Iowa, 1985 Troy King (15), Indiana, 1982 Ken Starch (23), Purdue, 1973 Alan Thompson (27), Iowa, 1969
103	Chucky Davis (19), Purdue, 1981 Rufus Ferguson (25), Michigan State, 1971 Ralph Kurek (29), Iowa, 1964 Daniel Lewis (18), Ohio State, 1957
102	Richard Smith (20), Pittsburgh, 1967 Harland Carl (9), Minnesota, 1952
101	Larry Emery (20), Illinois, 1985 John Williams (21), UCLA, 1980 Ben Bendrick (11), Northwestern, 1948
100	Michael Morgan (14), Northwestern, 1974 Alan Thompson (18), Indiana, 1969 Louis Holland (8), W. Michigan, 1963 Dale Hackbart (19), Michigan State, 1958

Top receiving games

Yds	Player (Rec.), Game
252	Al Toon (6), Purdue, 1983
193	Tim Ware (7), Northwestern, 1990

170	Pat Richter (9), Illinois, 1961
167	Jimmy Jones (11), Northwestern, 1964
163	Pat Richter (11), USC, 1963
156	Lee DeRamus (9), Minnesota, 1993 Pat Richter (7), Northwestern, 1961
150	Jerry Witt (6), Northwestern, 1951
149	Al Toon (10), Michigan State, 1983
147	Tom McCauley (7), Michigan, 1966 David Howard (6), Iowa, 1955
142	Larry Mialik (3), Penn State, 1970 Pat Richter (6), Minnesota, 1961
138	Pat Richter (8), Oregon State, 1961
136	Al Toon (6), Iowa, 1983
135	Tom Stauss (8), Minnesota, 1979 Tim Klosek (5), Michigan State, 1971
134	David Charles (9), Iowa, 1978
132	Jeff Mack (4), Nebraska, 1974
131	J. C. Dawkins (9), Minnesota, 1993 Bill Williams (6), Temple, 1990
130	Larry Mialik (4), Illinois, 1970
125	Lee DeRamus (8), Illinois, 1993

Top passing games

Yds	Player (Comp-Att), Game
423	Darrell Bevell (31-48), Minnesota, 1993
401	Ron VanderKelen (33-48), USC, 1963
355	Tony Lowery (21-31), Northwestern, 1990
325	Randy Wright (25-54), Iowa, 1983
319	Randy Wright (23-39), Ohio State, 1983
317	Randy Wright (16-33), Purdue, 1983
303	Randy Wright (20-30), Purdue, 1982
297	Ron Miller (19-37), Minnesota, 1961
294	Tony Lowery (23-36), Temple, 1990
290	Mike Howard (20-30), Purdue, 1984
278	Randy Wright (21-40), Iowa, 1982
274	Darrell Bevell (21-37), Northwestern, 1992
268	Mike Carroll (25-44), Michigan, 1976
267	Mike Howard (19-38), Missouri, 1984
265	Mike Kalasmiki (17-23), Northwestern, 1979
263	Darrell Bevell (19-27), Nevada, 1993
259	Randy Wright (21-35), Michigan State, 1983
253	Greg Bohlig (13-16), Northwestern, 1973
252	Rudy Steiner (16-27), Ohio State, 1972 Mike Kalasmiki (13-26), Minnesota, 1979 John Boyajian (19-36), Ohio State, 1967

HOMECOMING & TV

Television record (23-28-3)

10/6/51	Illinois	L	10-14
10/27/51	N'western	W	41-0
1/1/53	USC	L	0-7
10/9/54	Rice	W	13-7
10/8/55	Purdue	W	9-0
11/12/55	Illinois	L	14-17
10/18/58	Iowa	L	6-9
11/1/58	Michigan St.	W	9-7
11/14/59	Illinois	L	6-9
11/21/59	Minnesota	W	11-7
1/1/60	Washington	L	8-44
10/15/60	Iowa	L	21-28
11/19/60	Minnesota	L	7-26
10/28/61	Ohio St.	L	21-30
11/18/61	Illinois	W	55-7
10/27/62	Ohio St.	L	7-14
11/10/62	N'western	W	37-6
1/1/63	USC	L	35-42
11/9/63	N'western	W	17-14
9/19/64	Kansas St.	W	17-7
10/15/66	N'western	T	3-3
11/11/67	Ohio St.	L	15-17
11/2/68	Indiana	L	20-21
11/16/68	Michigan	L	9-34
10/23/71	Ohio St.	L	6-31
9/21/74	Nebraska	W	21-20
10/5/74	Missouri	W	59-20
10/3/81	Purdue	W	20-14
11/14/81	Iowa	L	7-17
12/13/81	Tennessee	L	21-28
10/23/82	Illinois	L	28-29
11/11/82	Kansas St.	W	14-3
10/1/83	N'western	W	49-0
9/15/84	Missouri	W	35-34
10/6/84	Illinois	L	6-22
10/27/84	Ohio St.	W	16-14
11/3/84	Iowa	T	10-10
12/29/84	Kentucky	L	19-20
10/4/86	Michigan	L	17-34
11/15/86	Ohio St.	L	17-30
9/19/87	Utah	L	28-31
10/15/88	Illinois	L	6-34
9/19/89	Miami, Fla.	L	3-51
9/8/90	California	L	12-28
10/3/92	Ohio St.	W	20-16
10/24/92	Indiana	L	3-10
11/7/92	Michigan St.	L	10-26
9/25/93	Indiana	W	27-15
10/16/93	Purdue	W	42-28
10/30/93	Michigan	W	13-10
11/6/93	Ohio St.	T	14-14
11/20/93	Illinois	W	35-10
12/4/93	Michigan St.	W	41-20
1/1/94	UCLA	W	21-16

Homecoming record (43-38-5)

11/21/08	Chicago	L	12-18
11/13/09	Minnesota	L	6-34
11/19/10	Chicago	W	10-0
11/18/11	Minnesota	T	6-6
11/2/12	Chicago	W	30-12
11/1/13	Minnesota	L	3-21
10/31/14	Chicago	T	0-0
11/20/15	Minnesota	L	3-20
10/28/16	Chicago	W	30-7
11/3/17	Minnesota	W	10-7
11/9/18	Illinois	L	0-22
11/1/19	Minnesota	L	7-19
11/13/20	Illinois	W	14-9
10/29/21	Minnesota	W	35-0
11/11/22	Illinois	L	0-3
10/27/23	Minnesota	T	0-0
11/15/24	Iowa	L	7-21
10/17/25	Michigan	L	0-21
11/13/26	Iowa	W	20-10
11/12/27	Iowa	L	0-16
11/10/28	Chicago	W	25-0
11/2/29	Purdue	L	0-13
10/18/30	Pennsylvania	W	27-0
11/14/31	Ohio St.	L	0-6
11/5/32	Illinois	W	20-12
10/28/33	Purdue	L	0-14
11/17/34	Illinois	W	7-3
11/9/35	Purdue	W	8-0
10/31/36	Chicago	L	6-7
10/16/37	Iowa	W	13-6
10/29/38	Indiana	W	6-0
11/18/39	Purdue	T	7-7
11/2/40	Illinois	W	13-6
10/25/41	Indiana	W	27-25
10/31/42	Ohio St.	W	17-7
11/6/43	N'western	L	0-41
10/14/44	Ohio St.	L	7-20
11/10/45	N'western	L	14-28
11/9/46	Iowa	L	7-21
11/8/47	Iowa	W	46-14
11/6/48	N'western	L	7-16
11/12/49	Iowa	W	35-13

11/4/50	Purdue	W	33-7
11/3/51	Indiana	W	6-0
11/8/52	N'western	W	24-20
10/31/53	Iowa	W	10-6
11/6/54	N'western	W	34-13
10/29/55	Michigan St.	L	0-27
11/10/56	N'western	L	7-17
11/16/57	Illinois	W	24-13
11/8/58	N'western	W	17-13
11/14/59	Illinois	L	6-9
11/5/60	N'western	L	0-21
10/28/61	Ohio St.	L	21-30
11/10/62	N'western	W	37-6
11/9/63	N'western	W	17-14
10/31/64	Michigan St.	L	6-22
10/23/65	Ohio St.	L	10-20
11/5/66	Purdue	L	0-23
10/28/67	N'western	L	13-17
11/2/68	Indiana	L	20-21
10/25/69	Indiana	W	36-34
10/31/70	Michigan	L	15-29
11/6/71	Purdue	W	14-10
11/4/72	Iowa	W	16-14
10/27/73	Indiana	W	31-7
11/2/74	Michigan St.	L	21-28
10/25/75	N'western	W	17-14
11/6/76	Iowa	W	38-21
10/22/77	Michigan St.	L	7-9
11/11/78	Purdue	T	24-24
10/27/79	Iowa	L	13-24
10/4/80	San Diego St.	W	35-12
9/26/81	W. Michigan	W	21-10
9/25/82	Toledo	W	36-27
10/22/83	Indiana	W	45-14
10/13/84	Minnesota	L	14-17
11/2/85	Indiana	W	31-20
10/25/86	Illinois	W	15-9
10/24/87	N'western	L	24-27
10/2/88	Purdue	L	6-9
10/21/89	N'western	W	35-31
10/27/90	Illinois	L	3-21
10/26/91	Indiana	L	20-28
10/17/92	Purdue	W	19-16
10/9/93	N'western	W	53-14

SERIES RECORDS

Team	First game	W	L	T	Team	First game	W	L	T
Air Force	1979	1	0	0	Missouri	1942	4	1	0
Alabama	1928	1	0	0	Navy	1945	1	1	0
Arizona State	1967	0	2	0	Nebraska	1901	2	3	0
Arkansas	1912	1	0	0	Nevada	1993	1	0	0
Armour	1895	1	0	0	New Mexico State	1962	1	0	0
Auburn	1931	0	0	1	North Central (Ill.)	1903	1	0	0
Ball State	1987	2	0	0	North Dakota	1906	3	0	0
Beloit	1889	16	1	0	North Dakota State	1928	2	0	0
Bowling Green State	1992	1	0	0	Northern Illinois	1971	8	1	0
Bradley	1931	1	0	0	Northwestern	1890	49	27	5
Brigham Young	1980	0	1	0	Northwestern College	1905	1	0	0
California	1946	1	5	0	Notre Dame	1900	6	8	2
Calumet Club	1889	0	1	0	Ohio State	1913	13	45	5
Camp Grant	1918	1	2	0	Oklahoma	1969	0	2	0
Carleton	1922	2	0	0	Oregon	1977	2	0	0
Carlisle (Pa.)	1896	0	1	0	Oregon State	1961	1	0	0
Chicago	1894	19	16	5	Osteopaths	1903	1	0	0
Chicago AA	1893	1	2	0	Pennsylvania	1930	2	2	0
Chicago P&S	1900	1	0	0	Penn State	1953	2	0	0
Cincinnati	1936	1	0	0	Pittsburgh	1937	0	3	0
Coe (Iowa)	1923	2	0	1	Purdue	1892	33	25	7
Colgate	1929	1	0	0	Rice	1952	2	0	0
Colorado	1965	0	2	1	Richmond	1978	1	0	0
Colorado College	1911	1	0	0	Ripon	1898	5	0	0
Columbia	1940	0	1	0	Rush Medical	1896	4	0	0
Company I	1905	1	0	0	San Diego State	1979	1	1	0
Cornell (Iowa)	1926	3	0	0	South Dakota	1975	1	0	0
Dixon (Ill.)	1898	1	0	0	South Dakota State	1916	8	1	0
Drake	1904	1	0	0	Southern Cal	1953	0	6	0
Eastern Michigan	1991	1	0	0	Southern Methodist	1993	1	0	0
Franklin (Ind.)	1925	1	0	0	Stanford	1959	2	0	0
Ft. Sheridan (Ill.)	1904	1	0	0	Syracuse	1941	1	2	1
Great Lakes	1942	1	1	1	TCU	1970	0	0	1
Grinnell (Iowa)	1895	4	0	0	Temple	1990	0	1	0
Haskell Indians	1916	1	0	0	Tennessee	1981	0	1	0
Hawaii	1986	1	1	0	Texas	1939	0	1	0
Hyde Park HS (Ill.)	1901	2	0	0	Toledo	1982	1	0	0
Illinois	1895	25	33	6	UCLA	1938	2	7	0
Indiana	1907	26	16	2	UNLV	1985	1	1	0
Iowa	1894	34	34	2	UW Alumni	1897	3	1	0
Iowa State	1895	7	0	0	UW Freshmen	1908	1	0	0
Kansas	1902	4	2	0	UW-Oshkosh	1903	1	0	0
Kansas State	1964	2	0	0	UW-Platteville	1897	1	0	0
Kentucky	1894	0	1	0	UW-Whitewater	1890	2	0	0
Knox (Ill.)	1901	2	0	0	Upper Iowa	1900	1	0	0
Lake Forest (Ill.)	1890	7	1	0	Utah	1961	1	1	0
Lawrence	1899	17	0	1	Utah State	1968	0	1	0
Louisiana State	1971	0	2	0	Washington	1960	0	4	0
Madison HS	1896	4	0	0	Washington State	1976	1	0	0
Marquette	1904	32	4	0	West Virginia	1933	2	0	0
Miami (Fla.)	1958	1	2	0	Western Illinois	1991	1	0	0
Michigan	1892	9	41	1	Western Michigan	1963	2	1	0
Michigan State	1913	13	23	0	Wyoming	1973	2	1	0
Milwaukee Medical	1901	1	0	0	Yale	1899	1	2	0
Minnesota	1890	39	56	8					

BOWL GAMES

Wisconsin	0	0	0	0	—	0
USC	0	0	7	0	—	7

Team statistics	UW	USC
First downs	19	16
Rushing yards	52-211	38-48
Passes	11-26-2	18-27-2
Passing yards	142	185
Total offense	78-353	65-233
Punts-avg	5-39	8-51
Fumbles-lost	2-1	1-0
Penalties-yards	2-20	6-62

Individual leaders

Rushing — W: Ameche 28-133, Witt 10-47, Burks 7-31, USC: Haw 6-28, Dandoy 5-18
 Passing — W: Haluska 11-26-2-142, USC: Bukich 12-20-2-137, Dandoy 3-3-0-27
 Receiving — W: Andrykowski 3-32, Peters 3-29, Witt 2-46, USC: Nickoloff 7-73, Stillwell 3-35, Miller 3-32

Attendance — 101,500

1953 Rose Bowl — January 1, 1953 at Pasadena, CA

PASADENA, Calif. — Southern Cal scored the game's only points on a 22-yard touchdown pass from Rudy Bukich to Al Carmichael in the Trojans' 7-0 win over Wisconsin in the Rose Bowl. It was the Badgers' first postseason appearance.

The Badgers dominated the game from a statistical standpoint, outgaining USC by 120 yards. Led by tailback Alan Ameche's 133 yards, Wisconsin had a 211-48 advantage on the ground. However, both defenses rose to the occasion when necessary.

One of Wisconsin's best scoring chances came in the opening minutes of the third quarter. Ameche broke

loose for a 54-yard run as the Badgers got to the USC 21-yard line. On third down, Archie Ray Burks fumbled on an end run and the Trojans recovered.

USC then put together the game-winning drive (73 yards), which ended on Bukich's touchdown pass. Wisconsin countered with a 13-play, 84-yard drive that ended at the Trojan 2-yard line when Jerry Witt was stopped a yard short of a first down on a fake field goal play.

Coach Ivy Williamson's club became the first in Badger history to play in a bowl game and the first to play before a crowd of more than 100,000.

1960 Rose Bowl — January 1, 1960 at Pasadena, CA

PASADENA, Calif. — Underdog Washington scored the game's first 17 points en route to a 44-8 Rose Bowl victory over the Badgers. It was Wisconsin's second Rose Bowl trip.

Washington tallied the first TD on a 6-yard run by Don McKeta about 10 minutes into the game. George Fleming booted a 26-yard field goal after the Huskies recovered one of four Wisconsin fumbles. Fleming then returned a punt 53 yards for a score on the final play of the period for a 17-0 first quarter lead.

Badger fullback Tom Wiesner tallied Wisconsin's only points on a 4-yard run with 5:27 left in the opening half. Dale Hackbart connected with

Al Schoonover for a two-point conversion cutting the lead to 17-8.

Husky quarterback Bob Schloredt, who shared game MVP honors with Fleming, tossed a 23-yard TD pass to close first-half scoring. Schloredt completed four passes for 102 yards and was the game's top rusher (81 yards).

Wisconsin mounted a final challenge in the third quarter, but four plays inside the Husky 10-yard line failed. Washington then marched 93 yards on 10 plays for another tally. Milt Bruhn's Badgers entered the game with a defense that had surrendered barely 10 points per game for the regular season.

Wisconsin	0	8	0	0	—	8
Washington	17	7	7	13	—	44

Team Statistics	UW	Wash.
First downs	13	16
Rushing yards	123	215
Passes	14-32-0	7-13-0
Passing yards	153	137
Total offense	276	352
Punts-avg	6-37	6-36
Fumbles-lost	4-4	2-0
Penalties-yards	3-18	7-85

Individual leaders

Rushing — W Hobbs 7-32, Wash: Schloredt 21-81, Jackson 12-61
 Passing — W: Hackbart 11-25-0-145, Wash: Schloredt 4-7-0-102
 Receiving — W: Schoonover 3-57, Wash: Fleming 1-65

Attendance — 100,809

BOWL GAMES

1963 Rose Bowl — January 1, 1963 at Pasadena, CA

PASADENA, Calif. — A 23-point fourth quarter explosion wasn't quite enough as the Badgers dropped a 42-37 Rose Bowl encounter to Southern Cal. The Trojans had claimed a 42-14 lead on the first play of the fourth quarter before the huge Badger comeback.

USC raced to a 21-7 halftime lead and extended it on the first play of the third stanza. Quarterback Pete Beathard hit Hal Bedsole for a 57-yard score. But then Badger QB Ron VanderKelen led one of the biggest charges in bowl history.

VanderKelen reached paydirt on a 17-yard scamper cutting the margin to 28-14. Southern Cal responded

with a pair of TD passes by Beathard and USC led 42-14 with 14:54 left to play.

Lou Holland (13-yard run) and Gary Kroner (4-yard reception) tallied for the Badgers within three minutes. A bad center snap on a punt resulted in a UW safety and a 42-30 Trojan advantage. After the free kick, VanderKelen hit three straight passes, including a 19-yard score to Pat Richter for the final tally.

VanderKelen, the game MVP, set both Wisconsin and Rose Bowl records with 401 yards passing. Richter caught 11 of those aerials for 163 yards. The 79 total points was a Rose Bowl record that stood for 28 years.

Wisconsin	7	0	7	23	—	37
USC	7	14	14	7	—	42

Team statistics	UW	USC
First downs	32	15
Rushing yards	28-67	41-114
Passes	34-49-3	10-20-0
Passing yards	419	253
Total offense	486	367
Punts-avg	4-40	5-40
Fumbles-lost	6-0	2-1
Penalties-yards	7-77	12-93

Individual leaders

Rushing — W: Holland 4-27, Kurek 11-26, USC: Wilson 17-57, Heller, 4-32, Beathard 8-23

Passing — W: VanderKelen 33-48-3-401, USC: Beathard 8-12-0-190

Receiving — W: Richter 11-163, Holland 8-72, Kroner 5-64, Silvestri 3-51, USC: Bedsole 4-101, Brown 3-108

Attendance — 96,698

1981 Garden State Bowl — Dec. 13, 1981 at East Rutherford, NJ

EAST RUTHERFORD, N.J. — Tennessee scored 18 straight points in the first half and held on to defeat Wisconsin 28-21 in the Garden State Bowl.

The Badger defense limited UT to 89 yards rushing, but Volunteer QB Steve Alatorre unleashed a potent passing attack. Alatorre threw for 315 yards. WR Anthony Hancock caught 11 passes for 196 yards.

After Fuad Reveiz booted a field goal in the first quarter, Wisconsin assumed its only lead of the game on a 3-yard run by Jess Cole. Willie Gault returned the ensuing kickoff 87 yards to give Tennessee a lead it never lost.

Reserve quarterback Randy Wright came off the bench to throw a pair of second-half touchdown passes for the Badgers. Wright hit Jeff Nault and Thad McFadden on scoring tosses in the final period.

The game featured two high-powered offenses that combined for 49 points, 793 total yards and 49 first downs. The teams averaged just under five yards per offensive play.

Wisconsin's fourth bowl in school history and first non-Rose Bowl drew a crowd of 53,220. The Badgers' seven victories were the most since UW won the same number in 1974.

Wisconsin	7	0	0	14	—	21
Tennessee	13	8	0	7	—	28

Team statistics	UW	Tenn.
First downs	22	27
Rushing yards	39-177	43-89
Passes	14-37-3	24-42-0
Passing yards	212	315
Total offense	389	404
Punts-avg	6-37	6-45
Fumbles-lost	1-1	4-0
Penalties-yards	6-73	8-84

Individual leaders

Rushing — W: Davis 6-44, Cole 9-39, Green 5-24, Mohapp 4-11, T: Berry 10-44, Morris 10-39

Passing — W: Wright 9-21-1-123, Cole 5-15-2-89, T: Alatorre 24-42-0-315

Receiving — W: Nault 5-85, McFadden 3-74, T: Hancock 11-196, Miller 4-42

Attendance — 53,220

BOWL GAMES

Wisconsin	0	7	7	0	—	14
Kansas State	3	0	0	0	—	3

Team statistics UW KSU

First downs 14 12
Rushing yards 43-131 33-65
Passes 9-24-0 13-35-1
Passing yards 183 127
Total offense 314 192
Punts-avg 6-41 8-37
Fumbles-lost 4-3 2-1
Penalties-yards 5-40 9-75

Individual leaders

Rushing — W: Williams 11-57, Ellerson 13-47, King 12-41, KSU: Taluao 10-31, Faraimo 11-25
 Passing — W: Wright 9-24-0-183, KSU: Dickey 13-35-1-127
 Receiving — W: Keeling 4-64, Nault 2-11, Stracka 1-87, KSU: Dageforde 4-30, Wallace 3-51, Taluao 3-26

Attendance — 24,684

1982 Independence Bowl — Dec. 11, 1982 at Shreveport, LA

SHREVEPORT, La. — Wisconsin won its first bowl game in the school's history with a 14-3 Independence Bowl victory over Kansas State.

Randy Wright threw a bowl-game record two touchdown passes and the Badger defense set a scoring record in the matchup between Big Ten and Big Eight schools before 24,684 fans. The anticipated crowd was more than 49,000, but a 23-mile-per-hour wind dropped temperatures to 10 below zero.

Wright, the game offensive MVP, completed only nine of 24 throws. However, his 87-yard throw to Tim Stracka was the longest in Wis-

consin and Independence Bowl history. The UW defense limited Kansas State to 192 total yards in the Wildcats' first-ever postseason appearance.

"Winning our first bowl game was a big accomplishment for our program," Coach Dave McClain said.

KSU had taken a 3-0 lead on Steve Willis' 29-yard field goal before the Badgers scored 14 straight points. Tim Krumrie was the game Defensive MVP. He helped limit the Kansas State running attack to less than two yards per carry.

Game totals showed five turnovers, 14 punts, 22 completions in 59 attempts (37 percent) and 14 penalties.

Wisconsin	10	6	3	0	—	19
Kentucky	0	7	10	3	—	20

Team statistics UW Kent.

First downs 17 19
Rushing yards 36-181 37-124
Passes 19-30-2 18-34-0
Passing yards 203 188
Total offense 384 312
Punts-avg 5-41 6-38
Fumbles-lost 0-0 1-0
Penalties-yards 13-133 6-49

Individual leaders

Rushing — W: Armentrout 15-105, Harrison 14-52; K: Adams 18-62
 Passing — W: Howard 19-29-1-203; K: Ramsdell 18-34-0-188
 Receiving — W: Pearson 5-55, Toon 4-48, McFadden 4-30, Jones 2-48; K: Phillips 6-55, Adams 5-34

Attendance — 47,300

1984 Hall of Fame Bowl — Dec. 29, 1984 at Birmingham, AL

BIRMINGHAM, Ala. — A fumbled snap on a 26-yard game-winning field goal attempt was the deciding play in Wisconsin's 20-19 loss to Kentucky in the Hall of Fame Bowl.

Trailing by a point after the Wildcats' Joe Worley booted a 52-yard field goal with eight minutes left, the Badgers drove inside Kentucky's 20-yard line.

Todd Gregoire's field goal attempt with 1:55 left never materialized after holder Bob Kobza dropped the center snap. Gregoire, a freshman, had tied a school record with four field goals earlier in the game.

Wisconsin assumed a 13-0 lead on a pair of Gregoire three pointers and a 3-yard TD pass from Mike Howard to Thad McFadden. The Badgers outgained their SEC foe both on the ground and through the air.

However, UW was assessed 13 penalties for 133 yards, both Hall of Fame Bowl records. The Badgers threw two interceptions. Kentucky, which was making its second straight postseason appearance in Birmingham, had no turnovers.

More than 7,500 Badger fans made the trip to the UW's third bowl game in four seasons.

BOWL GAMES

1994 Rose Bowl — January 1, 1994 at Pasadena, CA

PASADENA, Calif. — The Wisconsin defense forced six turnovers while the offense churned out 250 yards rushing as the Badgers downed UCLA 21-16 in the Rose Bowl. It was the Badgers' first-ever New Year's Day bowl victory and second-ever postseason triumph.

Over 70,000 Badger fans attended the game and provided a distinct home field advantage in the Bruins' normal home facility.

"I told our players it was like a home field advantage with the crowd," Coach Barry Alvarez said.

UCLA, a 7-point favorite, opened the scoring with a 27-yard field goal by Bjorn Merten. That 3-0 lead, however, was UCLA's only advantage during the game.

Badger tailback Brent Moss then went to work, scoring on a pair of short runs that propelled Wisconsin to a 14-3 halftime lead.

Moss, the Rose Bowl Most Valuable Player, rushed for 158 yards on a career-high 36 carries.

The Bruins closed the gap to 14-10 with a touchdown run early in the fourth quarter.

Wisconsin countered when quarterback Darrell Bevell provided the game's most unlikely play two possessions later. On second-and-eight from the UCLA 21-yard line, Bevell weaved his way to the end zone. It was the longest run of his career.

The Bruins pulled to within 21-16 after Wayne Cook connected with Mike Nguyen on a 5-yard pass with 3:38 left.

Wisconsin tried to run out the clock to preserve the

win, but made just one first down and had to punt.

UCLA took over on its 38-yard line and drove 44 yards to the Badgers' 18. With 15 seconds left, Cook scrambled for a gain of three yards, but the clock expired before the Bruins could run another play.

UW had won the Rose Bowl. The victory boosted Wis-

"I told our players it was like a home field advantage with the crowd."

— BARRY ALVAREZ

consin to fifth (coaches) and sixth (media) in the final national polls and concluded a 10-1-1 season, the winningest in Wisconsin history.

UCLA had the offensive statistical edge, outgaining the Badgers 500-346. The game was won by Wisconsin's opportunistic defense, which recovered five fumbles.

The Bruins' J.J. Stokes set a Rose Bowl record with 14 receptions for 176 yards. He broke the previous marks set by UW Director of Athletics Pat Richter.

"Somebody told me Stokes broke my record, but that meant UCLA was behind. I'd rather have us win than have the record," Richter said.

"The win, as much as it was for our players and coaches, was for our fans," said Alvarez. "They supported us all the way."

UCLA	3	0	0	13	—	16
Wisconsin	7	7	0	7	—	21

Scoring summary

UCLA	FG Merten 27
UW	Moss 3 run (Schnetzky kick)
UW	Moss 1 run (Schnetzky kick)
UCLA	Davis 12 run (Merten kick)
UW	Bevell 21 run (Schnetzky kick)
UCLA	Nguyen 5 pass from Cook (pass failed)

Team statistics

UW	UCLA
First downs	21 31
Rushing yards	46-250 40-212
Passes	10-20-1 28-43-1
Passing yards	96 288
Total offense	346 500
Punts-avg	6-38 2-35
Fumbles-lost	2-0 5-5
Penalties-yards	12-89 9-95

Individual leaders

Rushing — W: Moss 36-158, Fletcher 7-64, Bevell 1-21; UCLA: Davis 13-88, Hicks 8-67
 Passing — W: Bevell 10-20-1-96; UCLA: Cook 28-43-1-288
 Receiving — W: Dawkins 4-33, Fletcher 2-29; UCLA: Stokes 14-176, Jordan 3-34, Allen 4-32

Attendance — 101,237

Starting Lineups

Wisconsin offense		UCLA offense	
FL	Dawkins	FL	Jordan
LT	Verstegen	LT	Ogden
LG	Rudolph	LG	Novitsky
C	Raymer	C	Flanagan
RG	Stark	RG	Stevens
RT	Panos	RT	Parker
TE	Roan	TE	Allen
QB	Bevell	QB	Cook
FB	Montgomery	LH	Washington
TB	Moss	RH	Davis
SE	DeRamus	SE	Stokes

Wisconsin defense		UCLA defense	
OLB	Hein	OLB	Miller
LT	Fowler	LT	Isaia
NG	Shackerford	NG	Case
RT	Thompson	RT	Werner
OLB	Jurewicz	OLB	Edwards
LB	Burgess	ILB	Littleton
LB	Unverzagt	ILB	O'Quinn
CB	Gales	CB	Lawrence
SS	Holt	SS	Goodwin
FS	Nelson	FS	Collier
CB	Messenger	CB	Greenwood

BOWL GAME RECORDS

Team

Points

37, 1963 Rose vs. Southern Cal

First downs

32, 1963 Rose vs. Southern Cal

Rushing attempts

52, 1953 Rose vs. Southern Cal

Rushing yardage

250, 1994 Rose vs. UCLA

Rushing average

5.43, 1994 Rose vs. UCLA

Pass attempts

49, 1963 Rose vs. Southern Cal

Pass completions

34, 1963 Rose vs. Southern Cal

Completion percentage

69.4, 1963 Rose vs. Southern Cal

Passing yardage

419, 1963 Rose vs. Southern Cal

Total plays

78, 1953 Rose vs. Southern Cal

Total offense

486, 1963 Rose vs. Southern Cal

Individual

Rushing attempts

36, Brent Moss, 1994 Rose

Rushing yardage

158, Brent Moss, 1994 Rose

Rushing average (min. 10 att.)

7.0, Joe Armentrout, 1984 Hall of Fame

Touchdowns rushing

2, Brent Moss, 1994 Rose

Long rush

54, Alan Ameche, 1953 Rose

Pass attempts

48, Ron Vander Kelen, 1963 Rose

Pass completions

33, Ron Vander Kelen, 1963 Rose

Passing yardage

401, Ron Vander Kelen, 1963 Rose

Touchdowns passing

2, three times

Longest pass

87, Randy Wright, 1982 Independence

Receptions

11, Pat Richter, 1963 Rose

Receiving yardage

163, Pat Richter, 1963 Rose

Touchdown receptions

1, seven times

Average per reception (min. 5)

17.0, Jeff Nault, 1981 Garden State

Longest reception

87, Tim Stracka, 1982 Independence

Total plays

57, Ron Vander Kelen, 1963 Rose

Total offense

406, Ron Vander Kelen, 1963 Rose

TDs responsible for

3, Ron Vander Kelen, 1963 Rose

Points

13, Todd Gregoire, 1984 Hall of Fame

Touchdowns

2, Brent Moss, 1994 Rose

Extra points

5, Gary Kroner, 1963 Rose

Field goals

4, Todd Gregoire, 1984 Hall of Fame

Longest field goal

40, Todd Gregoire, 1984 Hall of Fame

Punt Returns

3, Thad McFadden, 1981 Garden State

Punt return yardage

75, Thad McFadden, 1984 Hall of Fame

Longest punt return

67, Thad McFadden, 1984 Hall of Fame

Kickoff returns

5, Michael Jones, 1984 Hall of Fame

Kickoff return yardage

100, Michael Jones, 1984 Hall of Fame

Longest kickoff return

44, Thad McFadden, 1981 Garden State

Punts

6, three times

Punting average

42.3, Dale Hackbart, 1960 Rose

Longest punt

61, George Winslow, 1982 Independence

Interceptions

1, five times

Interception yardage


0, five times

Longest interception return

0, five times

Badger

OPPONENTS



■ Eastern Michigan (188) ■ Colorado (189) ■ Indiana (190) ■ Michigan State (191) ■ Northwestern (192) ■ Purdue (193) ■ Minnesota (194) ■ Michigan (195) ■ Ohio State (196) ■ Cincinnati (197) ■ Illinois (198)

EASTERN MICHIGAN



Sept. 10 at Madison

School facts

Location: Ypsilanti, MI
 Enrollment: 25,836
 Nickname: Eagles
 Colors: Dark Green & White
 Conference: Mid-American
 Stadium: Rynearson
 Capacity: 30,200

Coaching staff

Head Coach: Ron Cooper
 Office: (313) 487-2160
 At EMU: 4-7 (1 year)
 Career: same

Sports information

SID: Jim Streeter
 Office: (313) 487-0317
 Home: (313) 485-3221
 Fax: (313) 485-3840

Squad information

1993 record: 4-7
 1993 MAC record: 3-5 (T7th)
 Offense: multiple
 Defense: pro 50
 Lettermen returning/lost: 45/21
 Starters returning/lost: 15/7

Series record

Series record: UW leads 1-0
 At Madison: UW leads 1-0

1994 Outlook

Coach Ron Cooper's second club features 15 returning starters — eight on offense and seven on defense. Last season, the Eagles improved three games over '92 to 4-7, and there are bigger expectations this fall. Running the offense will be junior QB Michael Armour, who threw for 1,208 yards and six TDs. Junior FL Steve Clay is the top receiver. Junior TB Melvin Green (488 yards) led EMU in rushing last year. Five of six starters return to an offensive line anchored by senior Matt Gillette. Only RT Shawn Williams (50 tackles) returns on the defensive line. Junior Reese McCaskill (93) is a talented middle linebacker, and WLB Wardell Davis (127) was the team's leading tackler. Seniors Maurice Reed, Vashone Adams and Ron Rice return to solidify the secondary. Wes Garner (38.8) will be the punter, while the kicking duties are open.

Eagles' top returnees

Rushing: Melvin Green 129 for 488 yards and 4 TDs ... **Passing:** Michael Armour 93 of 165 for 1,208 yards and 6 TDs ... **Receiving:** Steve Clay 17 for 199 yards and 1 TD ... **Tackles:** Wardell Davis 67-60=127

Series notes

The Badgers won the only previous meeting, 21-6 at Madison in 1991 ... Wisconsin has won three home openers in a row for the first time since 1985-87 ... the UW played a Mid-American Conference team in Camp Randall Stadium every season from 1987-92 ... Wisconsin is 7-1 vs. the MAC ... Alvarez is 3-0 against MAC teams with an average victory margin of almost 18 points ... Alvarez and Cooper were both assistants under Lou Holtz at Notre Dame but not at the same time ... Alvarez is 1-0 vs. EMU, and Cooper is 0-0 vs. Wisconsin.

UW top performances vs. Eastern Michigan

Rushing: Mark Montgomery rushed 13 times for 45 yards in a 21-6 win at Madison in 1991 ... **Passing:** Tony Lowery completed 15 of 25 passes for 224 yards in a 21-6 win at Madison in 1991 ... **Receiving:** Lee DeRamus caught four passes for 109 yards in a 21-6 win at Madison in 1991.


1994 Schedule

9/3	@UNLV
9/10	@Wisconsin
9/17	Central Michigan
9/24	Bowling Green
10/1	Miami (OH)
10/8	@Kent
10/22	@Western Michigan
10/29	@Ball State
11/5	Akron
11/12	@Ohio
11/19	Toledo

1993 Results (4-7)

@West Virginia	L	6-48
Temple	L	28-31
Western Illinois	W	16-14
@Miami (OH)	W	15-7
Kent	W	20-15
@Central Michigan	W	28-21
Western Michigan	L	20-21
Ball State	L	13-18
@Akron	L	7-19
Ohio	L	10-12
@Toledo	L	0-14

COLORADO



Sept. 17 at Boulder

School facts

Location: Boulder, CO
 Enrollment: 25,750
 Nickname: Buffaloes
 Colors: Silver, Gold & Black
 Conference: Big Eight
 Stadium: Folsom Field
 Capacity: 51,748

Coaching staff

Head Coach: Bill McCartney
 Office: (303) 492-5330
 At CU: 82-54-5 (12 years)
 Career: same

Sports information

SID: Dave Plati
 Office: (303) 492-5626
 Home: (303) 449-0445
 Fax: (303) 492-3811
 Assistant: Colleen Reilly

Squad information

1993 record: 8-3-1
 1993 Big Eight record: 5-1-1 (2nd)
 Offense: One-back
 Defense: 3-4
 Lettermen returning/lost: 36/19
 Starters returning/lost: 16/6

Series record

Series record: CU leads 2-0-1
 At Madison: CU leads 1-0-1
 At Boulder: CU leads 1-0

1994 Outlook

Coach Bill McCartney has 36 lettermen, including 16 starters, back from last season's 8-3-1 Aloha Bowl champions. Winners of their last four games in '93, the Buffaloes feature a balanced run-pass attack. Senior Kordell Stewart (2,299 yards) returns at QB. The CU running game is thin, as only junior Rashaan Salaam (844 yards) has seen any game action. All five offensive linemen return, paced by senior LT Tony Berti and junior C Bryan Stoltenberg. Senior wideout Michael Westbrook (490) looks to regain the form of his 1,000-yard sophomore season, while Christian Fauria (351) is a quality TE. Juniors Shannon Clavelle and Kerry Hicks — a pair of all-league DL — head the defense. Senior ILB Ted Johnson (131 tackles) was CU's leading tackler a year ago. The secondary, young but experienced, is anchored by senior Chris Hudson (34). Replacements must be found for both the punting and placekicking jobs.

Buffaloes' top returnees

Rushing: Rashaan Salaam 161 for 844 yards and 8 TDs ... **Passing:** Kordell Stewart 157 of 294 for 2,299 yards and 11 TDs ... **Receiving:** Michael Westbrook 33 for 490 yards and 2 TDs ... **Tackles:** Ted Johnson 83-48=131

Series notes

The teams have met just three times, with Colorado holding a 2-0-1 advantage ... CU won 24-21 in 1974 in the only previous meeting in Boulder ... last season, the Badgers beat Iowa State 28-7, while the Buffaloes defeated the Cyclones 21-16 ... Wisconsin is 19-10-1 against teams from the Big Eight Conference ... Alvarez is 0-0 vs. Colorado, and McCartney is 0-0 vs. Wisconsin.

UW top performances vs. Colorado

Rushing: Ken Starch rushed 10 times for 149 yards in a 24-21 loss at Boulder in 1974 ... **Passing:** Chuck Burt completed 9 of 19 passes for 161 yards in a 0-0 tie at Madison in 1965 ... **Receiving:** Louis Jung caught 11 passes for 92 yards in a 0-0 tie at Madison in 1965.

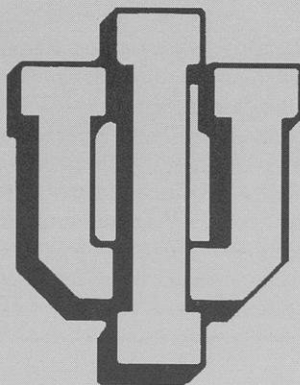
1994 Schedule

9/3 Northeast Louisiana
 9/17 Wisconsin
 9/24 @Michigan
 10/1 @Texas
 10/8 @Missouri
 10/15 Oklahoma
 10/22 Kansas State
 10/29 @Nebraska
 11/5 Oklahoma State
 11/12 @Kansas
 11/19 Iowa State

1993 Results (8-3-1)

Texas	W	36-14
Baylor	W	45-21
@ Stanford	L	37-41
Miami (FL)	L	29-35
Missouri	W	30-18
@ Oklahoma	W	27-10
@ Kansas State	T	16-16
Nebraska	L	17-21
@ Oklahoma State	W	31-14
Kansas	W	38-14
@ Iowa State	W	21-16
*Fresno State	W	41-30
*Aloha Bowl		

INDIANA



Sept. 24 at Madison

School facts

Location: Bloomington, IN
 Enrollment: 35,400
 Nickname: Hoosiers
 Colors: Cream & Crimson
 Conference: Big Ten
 Stadium: Memorial
 Capacity: 52,354

Coaching staff

Head Coach: Bill Mallory
 Office: (812) 855-9619
 At Indiana: 57-56-3 (10 years)
 Career: 156-108-4 (23 years)

Sports information

SID: Kit Klingelhoffer
 Office: (812) 855-2421
 Home: (812) 332-4990
 Fax: (812) 855-9401
 Assistant: Gregg Elkin

Squad information

1993 record: 8-4
 1993 Big Ten record: 5-3 (T4th)
 Offense: I
 Defense: 4-3
 Lettermen returning/lost: 39/24
 Starters returning/lost: 9/13

Series Record

Series record: UW leads 26-16-2
 At Madison: UW leads 15-6-1
 At Bloom.: UW leads 11-9-1
 At Indianapolis: IU leads 1-0

1994 Outlook

Plenty of faces will change for 11th-year head coach Bill Mallory and the Hoosiers in '94. Thirteen starters, including nine on the defense, have departed from last year's Independence Bowl squad. The tailback battle is between incumbent Jermaine Chaney (716 yards) and three others as IU looks to improve its ground game. QB John Paci threw for 1,796 yards and 8 TDs in '93 but faces stiff competition for the starting job. Senior Eddie Baety (348 yards) and junior Eric Matthews (96) will attempt to replace 1,000-yard receiver Thomas Lewis. Experience is missing on the defense. Only senior DT Troy Drake (52 tackles) and senior LB Alfonzo Thurman (108), a two-time team-leading tackler, return from last season's league-leading scoring defense. SS Lance Brown will be counted upon to anchor an inexperienced secondary. The kicking game should be a Hoosier strength with returning all-Big Ten performers Jim DiGuilio (42.6 avg.) at punter and Bill Manolopoulos (16-22 FGs) at placekicker.

Hoosiers' top returnees

Rushing: Jermaine Chaney 186 for 716 yards and 6 TDs... **Passing:** John Paci 133 of 258 for 1,796 yards and 8 TDs ... **Receiving:** Sean Glover 27 for 186 yards and 0 TD.. **Tackles:** Alfonzo Thurman 66-42=108

Series notes

The Badgers' 27-15 win last season snapped a five-game losing streak to the Hoosiers ... the UW had won three in a row and four of five from the Hoosiers before that ... IU has won two in a row in Camp Randall Stadium ... Wisconsin's last win in Madison was a 31-20 decision in 1985 ... Alvarez is 1-3 vs. Indiana, and Mallory is 4-6 vs. Wisconsin.

UW top performances vs. Indiana

Rushing: Brent Moss rushed 32 times for 198 yards in a 27-15 win at Bloomington in 1993 ... **Passing:** Neil Graff completed 13 of 20 passes for 229 yards in a 36-34 win at Madison in 1969 ... **Receiving:** Al Hannah caught six passes for 116 yards in a 35-29 win at Madison in 1971 and Lee DeRamus caught three passes for 116 yards in a 27-15 win at Bloomington in 1993.

1994 Schedule


9/3 Cincinnati
 9/10 Miami (OH)
 9/17 @Kentucky
 9/24 @Wisconsin
 10/1 Minnesota
 10/8 @Iowa
 10/22 Northwestern
 10/29 @Michigan State
 11/5 Penn State
 11/12 Ohio State
 11/19 @Purdue

1993 Results (8-4)

Toledo	W	27-0
Northern Illinois	W	28-10
Kentucky	W	24-8
Wisconsin	L	15-27
@Minnesota	W	23-19
Iowa	W	16-10
@Northwestern	W	24-0
Michigan State	W	10-0
@Penn State	L	31-38
@Ohio State	L	17-23
Purdue	W	24-17
*Virginia Tech	L	20-45

**Independence Bowl*

MICHIGAN STATE



Oct. 1 at East Lansing

School facts

Location: East Lansing, MI
 Enrollment: 42,088
 Nickname: Spartans
 Colors: Green & White
 Conference: Big Ten
 Stadium: Spartan
 Capacity: 76,000

Coaching staff

Head Coach: George Perles
 Office: (517) 355-1647
 At MSU: 68-56-4 (11 years)
 Career: same

Sports information

SID: Ken Hoffman
 Office: (517) 355-2271
 Home: unlisted
 Fax: (517) 353-9636
 Assistant: John Farina

Squad information

1993 record: 6-6
 1993 Big Ten record: 4-4 (7th)
 Offense: I
 Defense: stunt 4-3
 Lettermen returning/lost: 42/14
 Starters returning/lost: 15/7

Series record

Series record: MSU leads 23-13
 At Madison: MSU leads 12-8
 At East Lansing: MSU leads 11-4
 At Tokyo: UW leads 1-0

1994 Outlook

Michigan State has 42 lettermen and 15 starters back from last year's Liberty Bowl squad that finished 6-6. Strong defense, a trademark of Coach George Perles' teams, must improve for MSU. Heading the defensive cast is MLB Reggie Garnett (89 tackles), the '93 league Freshman of the Year. The defensive line will be experienced with three starters back led by senior DE Juan Hammonds (62). SS Damian Manson (57) is the top returnee in the secondary. The offensive line, with five starters back, may be MSU's best in years. Seniors Shane Hannah, Mark Birchmeier, Brian DeMarco and TE Bob Organ are the principles. The loss of Jim Miller leaves a hole at QB. Backup Luke Bencie and JC transfer Tony Banks are the leading contenders for the job. The tailback position is paced by junior Duane Goulbourne (973 yards). Senior FL Mill Coleman (671 yards) heads a talented group of receivers. Junior Chris Salani (35.4) will do the punting, while kicking duties are up for grabs.

Spartans' top returnees

Rushing: Duane Goulbourne 196 for 973 yards and 8 TDs ... **Passing:** None...
Receiving: Mill Coleman 48 for 671 yards and 3 TDs... **Tackles:** Reggie Garnett 52-37=89

Series notes

Wisconsin's 41-20 victory last season in the Tokyo Dome sealed the Badgers' Big Ten co-championship and berth in the Rose Bowl ... the win also snapped an eight-game Spartan winning streak ... Michigan State has won five in a row at East Lansing ... the UW has played MSU just 35 times, the fewest of any league rival, excluding Penn State ... the series started in 1913, but the schools didn't face each other for 30 years between 1925-54 ... Alvarez is 1-3 vs. Michigan State, and Perles is 8-3 vs. Wisconsin.

UW top performances vs. Michigan State

Rushing: Brent Moss rushed 28 times for 147 yards in a 41-20 victory at Tokyo in 1993 ... **Passing:** Randy Wright completed 21 of 35 passes for 259 yards in a 32-0 win at Madison in 1983 ... **Receiving:** Al Toon caught 10 passes for 149 yards in a 32-0 win at Madison in 1983.


1994 Schedule

9/10 @Kansas
 9/17 Notre Dame
 9/24 Miami (OH)
 10/1 Wisconsin
 10/8 @Michigan
 10/15 Ohio State
 10/22 @Iowa
 10/29 Indiana
 11/5 @Northwestern
 11/12 Purdue
 11/26 @Penn State

1993 Results (6-6)

Kansas	W	31-14
@Notre Dame	L	14-36
Central Michigan	W	48-34
Michigan	W	17-7
@Ohio State	L	21-28
Iowa	W	24-10
@Indiana	L	0-10
Northwestern	W	31-29
@Purdue	W	27-24
Penn State	L	37-38
Wisconsin	L	20-41
*Louisville	L	7-18
* Liberty Bowl		

NORTHWESTERN



Oct. 8 at Evanston

School facts

Location: Evanston, IL
 Enrollment: 7,400
 Nickname: Wildcats
 Colors: Purple & White
 Conference: Big Ten
 Stadium: Dyche
 Capacity: 49,256

Coaching staff

Head Coach: Gary Barnett
 Office: (708) 491-7274
 At NU: 5-17 (2 years)
 Career: 13-28-1 (4 years)

Sports information

SID: Greg Shea
 Office: (708) 491-7503
 Home: TBA
 Fax: (708) 491-8818
 Assistant: Barry Neumann

Squad information

1993 record: 2-9
 1993 Big Ten record: 0-8 (T10th)
 Offense: I-back spread
 Defense: 3-4
 Lettermen returning/lost: 38/17
 Starters returning/lost: 16/6

Series record

Series record: UW leads 49-27-5
 At Madison: UW leads 21-12-2
 At Evanston: UW leads 25-14-1
 At Milwaukee: UW leads 3-1-1
 At Chicago: tied at 0-0-1

1994 Outlook

Northwestern, which finished 2-9 (0-8 Big Ten) last season, is in its third season under Coach Gary Barnett. Sixteen starters return, although the strong passing combination of QB Len Williams to WR Lee Gissendaner must be replaced. Senior Dennis Lundy (617 yards) returns as the top rushing threat. Senior Michael Sinters (364 yards) leads the receiving corps in the three-wideout set. The offensive line is a veteran one with all five starters returning, anchored by seniors Matt O'Dwyer and Todd Baczek. Senior NG Bill Koziel (24 tackles) holds down the middle of defensive line, while senior Hugh Williams (110) provides leadership at ILB. The secondary may be the best part of the defense as all four starters are back. Junior William Bennett (116) at FS and senior Corey Singleton (69) at SS key the secondary. Senior Sam Valenzisi (11-17 FGs) and junior Paul Burton (39.7) are capable specialists.

Wildcats' top returnees

Rushing: Dennis Lundy 170 for 617 yards and 6 TDs... **Passing:** Steve Schnur 20 of 43 for 289 yards and 2 TDs... **Receiving:** Michael Sinters 27 for 364 yards and 2 TDs... **Tackles:** William Bennett 70-46=116

Series notes

The UW has more victories (49) over Northwestern than any other foe ... the teams have split the last 10 meetings, but NU has won the last three at Evanston ... Wisconsin won 13 straight in the series from 1972-84 ... Alvarez is 2-2 vs. Northwestern, and Barnett is 1-1 vs. Wisconsin.

UW top performances vs. Northwestern

Rushing: Billy Marek rushed 29 times for 230 yards in a 52-7 win at Evanston in 1974 ... **Passing:** Tony Lowery completed 21 of 31 passes for 355 yards in a 44-34 loss at Evanston in 1990 ... **Receiving:** Tim Ware caught seven passes for 193 yards in a 44-34 loss at Evanston in 1990.


1994 Schedule

9/3 Notre Dame
 9/10 Stanford
 9/17 @Air Force
 10/1 Ohio State
 10/8 Wisconsin
 10/15 @Minnesota
 10/22 @Indiana
 10/29 Illinois
 11/5 Michigan State
 11/12 @Iowa
 11/19 @Penn State

1993 Results (2-9)

@Notre Dame	L	12-27
Boston College	W	22-21
Wake Forest	W	26-14
@Ohio State	L	3-51
@Wisconsin	L	14-53
Minnesota	L	26-28
Indiana	L	0-24
@Illinois	L	13-20
@Michigan State	L	29-31
Iowa	L	19-23
Penn State	L	21-43

PURDUE



Oct. 15 at Madison

School facts

Location: West Lafayette, IN
 Enrollment: 35,161
 Nickname: Boilermakers
 Colors: Old Gold & Black
 Conference: Big Ten
 Stadium: Ross-Ade
 Capacity: 67,861

Coaching staff

Head Coach: Jim Colletto
 Office: (317) 494-3220
 At Purdue: 9-24 (3 years)
 Career: 26-62-1 (8 years)

Sports information

SID: Mark Adams
 Office: (317) 494-3200
 Home: (317) 463-0102
 Fax: (317) 494-5447
 Assistant: Tom Schott

Squad information

1993 record: 1-10
 1993 Big Ten record: 0-8 (T10th)
 Offense: I
 Defense: 4-3
 Lettermen returning/lost: 45/17
 Starters returning/lost: 16/6

Series record

Series record: UW leads 33-25-7
 At Madison: UW leads 19-10-4
 At W. Laf.: PU leads 15-14-3

1994 Outlook

The rebuilding job continues for Purdue and head coach Jim Colletto, who battled through a 1-10 season in '93 against the NCAA's "most difficult schedule." The backfield tandem of FB Mike Alstott (816 yards) and TB Corey Rogers (746) is solid. Junior Rick Trefzger (1,247 yards) and senior Matt Pike (997) will battle for quarterbacking duties after splitting time last season. The Boilers must replace both starting wide receivers as backup Burt Thornton (345 yards) is the top returnee. Senior Scott Green, a rugged blocker, is at TE. Four of five regulars are back in the offensive trenches, led by seniors Chris Sedoris, Alfie Hill and Ryan Grigson. Juniors Bart Conley (93 tackles) and Aaron Hall (85) are a strong inside linebacking combination. Only CB John Jackson (51) returns in the secondary. Junior DT Jayme Washel has started all 22 games in his career and will be flanked by seniors Ben Metzger and Eric Gray. The kicking duties are in the experienced hands of P Rob Deignan (40.7) and PK Brad Bobich (6-10 FGs).

Boilermakers' top returnees

Rushing: Mike Alstott 153 for 816 yards and 12 TDs ... **Passing:** Rick Trefzger 90 of 154 for 1,247 yards and 7 TDs ... **Receiving:** Mike Alstott 30 for 345 yards and 1 TD ... **Tackles:** Bart Conley 53-40=93

Series notes

The Badgers have won two straight over Purdue for the first time since a four-game streak from 1981-84 ... the Boilermakers won three in a row from 1987-91 ... only Minnesota (eight) has tied the UW more often than Purdue (seven) ... Wisconsin has gone to bowl games four of the last six times it has beaten PU in the regular season ... Alvarez is 2-1 vs. Purdue, and Colletto is 1-2 vs. Wisconsin.

UW top performances vs. Purdue

Rushing: Marck Harrison rushed 38 times for 225 yards in a 30-13 win at Madison in 1984 ... **Passing:** Randy Wright completed 16 of 33 passes for 317 yards in a 42-38 win at West Lafayette in 1983 ... **Receiving:** Al Toon caught eight passes for a then-Big Ten record 252 yards in a 42-38 win at West Lafayette in 1983.


1994 Schedule

9/10	Toledo
9/17	Ball State
9/24	@Notre Dame
10/1	@Illinois
10/8	Minnesota
10/15	@Wisconsin
10/22	@Ohio State
10/29	Iowa
11/5	Michigan
11/12	@Michigan State
11/19	Indiana

1993 Results (1-10)

@N. Carolina St.	L	7-20
Western Michigan	W	28-13
Notre Dame	L	0-17
Illinois	L	10-28
@Minnesota	L	56-59
Wisconsin	L	28-42
Ohio State	L	24-45
@Iowa	L	17-26
@Michigan	L	10-25
Michigan State	L	24-27
@Indiana	L	17-24

MINNESOTA



Oct. 22 at Madison

School facts

Location: Minneapolis, MN
 Enrollment: 39,315
 Nickname: Golden Gophers
 Colors: Maroon & Gold
 Conference: Big Ten
 Stadium: Metrodome
 Capacity: 63,669

Coaching staff

Head Coach: Jim Wacker
 Office: (612) 624-6004
 At UM: 6-16 (2 years)
 Career: 46-73-2 (11 years)

Sports information

SID: Marc Ryan
 Office: (612) 625-4090
 Home: TBA
 Fax: (612) 625-0359
 Assistant: Carlos McGee

Squad information

1993 record: 4-7
 1993 Big Ten record: 2-6 (9th)
 Offense: one back
 Defense: 4-3
 Lettermen returning/lost: 40/17
 Starters returning/lost: 12/10

Series record

Series record: UM leads 56-39-8
 At Madison: UW leads 24-21-6
 At Minn.: UM leads 35-15-2

1994 Outlook

Minnesota head coach Jim Wacker is once again building his success around a potent aerial attack. But this season the Gophers look to curb their frequent penalties and turnovers that hampered last year's 4-7 club. Seniors Tim Schade and Scott Eckers split time at QB last season and return in '93. Schade racked up a school record 478 yards passing in one game, while Eckers threw a UM-record six TD passes in another. RB Chris Darkins (610 yards) is a plus. Record-setting WR Omar Douglas is gone, but senior Aaron Osterman had 32 catches. The offensive line is headed by seniors David Vertin and Rich Thome. Senior Ed Hawthorne (61 tackles) will anchor the veteran defensive line. The linebacking unit is probably the biggest concern where only junior OLB Craig Sauer (68) returns. CB Juan Hunter (62) and SS Justin Konzemius (68) are returning starters in the secondary. P Mike Kimbell (33.8) is back but will be pushed. Junior Mike Chalberg (8-14 FGs) returns to handle placements.

Golden Gophers' top returnees

Rushing: Chris Darkins 124 for 601 yards and 4 TDs ... **Passing:** Tim Schade 135 of 286 for 1,648 yards and 8 TDs ... **Receiving:** Chuck Rios 48 for 488 yards and 3 TDs ... **Tackles:** Justin Konzemius 37-31=68 and Craig Sauer 46-22=68

Series notes

Wisconsin and Minnesota have met on the gridiron more times (103) than any other Division I schools ... at stake each meeting is possession of the Paul Bunyan Axe (page 31) ... the 28-21 loss to Minnesota last season was the UW's only defeat of the season ... the Badgers won two straight from Minnesota prior to that ... Wisconsin has won two of the last three meetings in Camp Randall Stadium ... Alvarez is 2-2 vs. Minnesota, and Wacker is 1-1 vs. Wisconsin.

UW top performances vs. Minnesota

Rushing: Billy Marek rushed 43 times for 304 yards in a 49-14 win at Madison in 1974 ... **Passing:** Darrell Bevell completed 31 of 48 passes for 432 yards in a 28-21 loss at Minneapolis in 1993 ... **Receiving:** Lee DeRamus caught nine passes for 156 yards in a 28-21 loss at Minneapolis in 1993.

1994 Schedule

9/3	Penn State
9/10	Pacific
9/17	San Diego State
9/24	@Kansas State
10/1	@Indiana
10/8	@Purdue
10/15	Northwestern
10/22	@Wisconsin
11/5	Illinois
11/12	@Michigan
11/19	Iowa

1993 Results (4-7)

@Penn State	L	20-38
Indiana State	W	27-10
Kansas State	L	25-30
@San Diego State	L	17-48
Indiana	L	19-23
Purdue	W	59-56
@Northwestern	W	28-26
Wisconsin	W	28-21
@Illinois	L	20-23
Michigan	L	7-58
@Iowa	L	3-21

MICHIGAN



Oct. 29 at Ann Arbor

School facts

Location: Ann Arbor, MI
 Enrollment: 36,758
 Nickname: Wolverines
 Colors: Maize & Blue
 Conference: Big Ten
 Stadium: Michigan
 Capacity: 102,501

Coaching staff

Head Coach: Gary Moeller
 Office: (313) 763-4422
 At UM: 36-9-3 (4 years)
 Career: 42-33-6 (7 years)

Sports information

SID: Bruce Madej
 Office: (313) 763-1381
 Home: unlisted
 Fax: (313) 747-1188
 Assistant: Jim Schneider

Squad information

1993 record: 8-4
 1993 Big Ten record: 5-3 (4th)
 Offense: multiple-I
 Defense: 3-4
 Lettermen returning/lost: 42/19
 Starters returning/lost: 12/10

Series record

Series record: UM leads 41-9-1
 At Madison: UM leads 18-3-1
 At Ann Arbor: UM leads 22-5
 At Chicago: tied 1-1

1994 Outlook

For the first time since 1988, Michigan will begin the season without a Big Ten title to defend. Fifth-year head coach Gary Moeller has 12 returning starters at his disposal to improve upon last year's 8-4 record. The entire offensive backfield returns, paced by two-time all-league TB Tyrone Wheatley (1,129 yards) and senior QB Todd Collins, who passed for 2,509 yards and 17 TDs. Veteran wideouts Walter Smith, Amani Toomer and Mercury Hayes combined for 90 catches and nearly 1,400 yards in '93. The offensive line is a veteran one dominated by seniors and juniors. Senior NG Jason Horn (30 tackles) is the lone returnee on the defensive frontline. Senior Steve Morrison (35) returns to full-strength in '94 as one of the league's best ILBs and will be joined by senior Bobby Powers (52) and sophomore Jarrett Irons (95). CB Ty Law (57) and SS Chuck Winters (69) head the secondary lineup. Replacements must be located to handle both punting and placekicking duties.

Wolverines' top returnees

Rushing: Tyrone Wheatley 207 for 1,129 yards and 13 TDs ... **Passing:** Todd Collins 189 of 296 for 2,509 yards and 17 TDs ... **Receiving:** Derrick Alexander 35 for 621 yards and 4 TDs ... **Tackles:** Jarrett Irons 62-33=95

Series notes

The 13-10 Badger victory last season was the first over Michigan since a 21-14 win at Madison in 1981 ... the Wolverines had won nine in a row prior to that ... UM has captured 12 straight in the series at Ann Arbor, where Wisconsin has not won since a 34-12 win in the 1962 Rose Bowl season ... Michigan leads the series 23-2 since then ... Alvarez is 1-1 vs. Michigan, and Moeller is 1-2-1 vs. Wisconsin ... Moeller was 0-1-1 against the UW while coaching Illinois from 1977-79.

UW top performances vs. Michigan

Rushing: Larry Emery rushed 17 times for 185 yards in a 20-14 loss at Ann Arbor in 1984 ... **Passing:** Mike Carroll completed 25 of 44 passes for 268 yards in a 40-27 loss at Ann Arbor in 1980 ... **Receiving:** Tom McCauley caught eight passes for 147 yards in a 28-17 loss at Madison in 1966.

1994 Schedule

9/3	Boston College
9/10	@Notre Dame
9/24	Colorado
10/1	@Iowa
10/8	Michigan State
10/15	Penn State
10/22	@Illinois
10/29	Wisconsin
11/5	@Purdue
11/12	Minnesota
11/19	@Ohio State

1993 Results (8-4)

Washington State	W	41-14
Notre Dame	L	23-27
Houston	W	42-21
Iowa	W	24-7
@Michigan State	L	7-17
@Penn State	W	21-13
Illinois	L	21-24
@Wisconsin	L	10-13
Purdue	W	25-10
@Minnesota	W	58-7
Ohio State	W	28-0
*N. Carolina State	W	42-7
*Hall of Fame Bowl		

OHIO STATE



Nov. 5 at Columbus

School facts

Location: Columbus, OH
 Enrollment: 53,000
 Nickname: Buckeyes
 Colors: Scarlet & Gray
 Conference: Big Ten
 Stadium: Ohio
 Capacity: 91,470

Coaching staff

Head Coach: John Cooper
 Office: (614) 292-7620
 At OSU: 45-22-4 (6 years)
 Career: 127-62-6 (17 years)

Sports information

SID: Steve Snapp
 Office: (614) 292-6861
 Home: (614) 538-1817
 Fax: (614) 292-8547
 Assistant: Bob Goldring

Squad information

1993 record: 10-1-1
 1993 Big Ten record: 6-1-1 (T1st)
 Offense: I
 Defense: 4-3
 Lettermen returning/lost: 35/21
 Starters returning/lost: 9/13

Series record

Series record: OSU leads 45-13-5
 At Madison: OSU leads 21-9-2
 At Columbus: OSU leads 24-4-3

1994 Outlook

Coming off a 10-1-1 season and a league co-championship, Coach John Cooper and the Buckeyes enter 1994 with much enthusiasm. Ohio State returns nine starters and 35 lettermen from last year's Holiday Bowl winners. Back at wideout are seniors Joey Galloway (946 yards) and Chris Sanders (226) for the high-scoring Buckeyes. Junior Bobby Hoying (1,570) is set at QB after splitting time last season. The offensive line will be young but has an experienced leader in RT Korey Stringer. Both running back spots will be manned by newcomers. Juniors Lorenzo Styles (117 tackles) and Craig Powell (87) form a strong linebacking duo. Senior CB Marlon Kerner (44) will be counted upon to shore up a young secondary. On the defensive line, senior E Randall Brown (49) and sophomore NG Luke Fickell (44) hope to offset the loss of outgoing league Defensive Player of the Year Dan Wilkinson. Senior Scott Terna returns at punter, but the Buckeyes must find a new placekicker.

Buckeyes' top returnees

Rushing: Eddie George 42 for 223 yards and 3 TDs... **Passing:** Bobby Hoying 109 of 202 for 1,570 yards and 8 TDs... **Receiving:** Joey Galloway 47 for 946 yards and 11 TDs... **Tackles:** Lorenzo Styles 84-33=117

Series notes

Last year's 14-14 tie was the first in the series since a 7-7 deadlock at Columbus in 1958 ... the teams split the dozen meetings between 1981-92 ... Ohio State has won the last three games in Columbus ... Wisconsin won the first three meetings (1913-15), but OSU won 36 of 50 from then until 1981 ... Alvarez is 1-2-1 vs. Ohio State, and Cooper is 4-1-1 vs. Wisconsin.

UW top performances vs. Ohio State

Rushing: Marck Harrison rushed 31 times for 203 yards in a 16-14 win at Madison in 1984 ... **Passing:** Randy Wright completed 23 of 39 passes for 319 yards in a 45-27 loss at Columbus in 1983 ... **Receiving:** Thad McFadden caught three passes for 108 yards in a 45-27 loss at Columbus in 1983.


1994 Schedule

8/29	vs. Fresno State
9/10	@Washington
9/17	Pittsburgh
9/24	Houston
10/1	@Northwestern
10/8	Illinois
10/15	@Michigan State
10/22	Purdue
10/29	@Penn State
11/5	Wisconsin
11/12	@Indiana
11/19	Michigan

1993 Results (10-1-1)

Rice	W	34-7
Washington	W	21-12
@Pittsburgh	W	63-28
Northwestern	W	51-3
@Illinois	W	20-12
Michigan State	W	28-21
@Purdue	W	45-24
Penn State	W	24-6
@Wisconsin	T	14-14
Indiana	W	23-17
@Michigan	L	0-28
*Brigham Young	W	28-21
*Holiday Bowl		

CINCINNATI



Nov. 12 at Madison

School facts

Location: Cincinnati, OH
 Enrollment: 36,000
 Nickname: Bearcats
 Colors: Red & Black
 Conference: Independent
 Stadium: Nippert
 Capacity: 35,000

Coaching staff

Head Coach: Rick Minter
 Office: (513) 556-5986
 At UC: first year
 Career: first year

Sports information

SID: Tom Hathaway
 Office: (513) 556-5191
 Fax: (513) 556-0619
 Asst. (football): John Hamel
 Home: (513) 662-4292

Squad information

1993 record: 8-3
 Offense: pro set
 Defense: base 4-3
 Lettermen returning/lost: 39/20
 Starters returning/lost: 8/14

Series record

Series record: UW leads 1-0
 At Madison: UW leads 1-0

1994 Outlook

New head coach Rick Minter, a Notre Dame assistant last season, inherits a Cincinnati program which last year posted its best record (8-3) in two decades. Fourteen starters have departed, but prospects are still high for the defending Independent Football Alliance champions. Junior Eric Vibberts, who attempted only 17 passes in 1993, appears to be the top candidate at quarterback. Juniors Craedel Kimbrough (443 yards) and Darrell Harding (359) will battle for the tailback slot, while incumbent Eric Patterson is set at fullback. Junior WR Sean Stewart had 18 receptions for 326 yards in '93. Seniors Matt Vaupel and Rick Simmons anchor the offensive line. Minter will switch to a 4-3 defense to help offset the graduation losses. Senior Ernest Allen (52 tackles) and junior Dorian Adams (30) return on the defensive line, and senior LB Reggie Hudson (84) and FS Robert Garnett are the only other returning starters on the defensive unit. The UC kicking game looms as one of the team's strengths with senior P Jeff Blaylock (37.6) and senior PK Tom Dallen (17-22 FGs).

Bearcats' top returnees

Rushing: Craedel Kimbrough 92 for 443 yards and 4 TDs... **Passing:** Eric Vibberts 8 of 17 for 61 yards and 0 TD ... **Receiving:** Sean Stewart 18 for 326 yards and 1 TD... **Tackles:** Reggie Hudson 60-64=124

Series notes

Wisconsin and Cincinnati have not met on the gridiron since 1936 ... the UW has not played a non-conference game in November since a 21-7 win at Rice in 1952 ... Alvarez is 1-1 against major independent teams ... the Badgers are one of two Big Ten teams on the UC schedule (Indiana is the other) ... Alvarez and Minter have both been assistants at Notre Dame but not at the same time ... Alvarez is 0-0 vs. Cincinnati, and Minter is 0-0 vs. Wisconsin.

UW top performances vs. Cincinnati

Rushing: Roy Bellin 16 for 121 yards in a 27-6 win at Madison in 1936 ... **Passing:** Clarence Tommerson completed three passes for 76 yards in a 27-6 win at Madison in 1936 ... **Receiving:** Vern Peak caught two passes for 57 yards in a 27-6 win at Madison in 1936.

1994 Schedule

9/3 @Indiana
 9/10 Syracuse
 9/17 @Miami (OH)
 10/1 Bowling Green
 10/8 Vanderbilt
 10/15 @Rutgers
 10/22 @Memphis
 10/29 @East Carolina
 11/5 Troy State
 11/12 @Wisconsin
 11/19 Tulsa

1993 Results (8-3)

Austin Peay	W	42-10
@Bowling Green	L	7-21
Miami (OH)	W	30-23
@Syracuse	L	21-24
@Tulsa	W	22-15
@Vanderbilt	L	7-17
Ball State	W	44-12
@Toledo	W	31-24
Memphis State	W	23-20
@Houston	W	41-17
East Carolina	W	34-14

ILLINOIS



Nov. 19 at Madison

School facts

Location: Champaign, IL
 Enrollment: 36,000
 Nickname: Fighting Illini
 Colors: Orange & Blue
 Conference: Big Ten
 Stadium: Memorial
 Capacity: 70,904

Coaching staff

Head Coach: Lou Tepper
 Office: (217) 333-1400
 At Illinois: 11-12-1 (2 years)
 Career: 11-12-1 (2 years)

Sports information

SID: Mike Pearson
 Office: (217) 333-1391
 Home: (217) 344-5355
 Fax: (217) 333-5540
 Assistant: Dick Barnes

Squad information

1993 record: 5-6
 1993 Big Ten record: 5-3 (T4th)
 Offense: multiple
 Defense: multiple reduction
 Lettermen returning/lost: 41/21
 Starters returning/lost: 18/4

Series record

Series record: UI leads 33-25-6
 At Madison: UI leads 15-14-3
 At Champaign: UI leads 18-10-3
 At Milwaukee: UW leads 1-0

1994 Outlook

Eighteen starters, including all 11 on the defense, return for third-year Illinois head coach Lou Tepper. Last year's squad finished 5-3 in the Big Ten, but a 5-6 overall record kept it from bowl consideration. Senior Dana Howard (123 tackles), the '93 league Defensive Player of the Year, heads the linebacking corps along with junior Simeon Rice (39). NG Mikki Johnson (69) looks to lead the Illinois defensive line, while FS Antwoine Patton and SS Tyrone Washington are the headliners in the secondary. On the offensive side, junior QB Johnny Johnson returns after throwing for 1,688 yards and 11 TDs in '93. His primary targets will be sophomore WB Jason Dulick, senior SE Jasper Strong and senior TE Ken Dilger, who combined for over 700 yards last year. RB Ty Douthard, the Illini's top runner and receiver, netted 599 yards on the ground and 406 on receptions. The offensive line is the biggest area of need where three starters are gone, leaving only senior guards Derek Allen and Jon Kerr. PK Chris Richardson (14-20 FGs) returns, but a new punter must be found.

Illini top returnees

Rushing: Ty Douthard 153 for 599 yards and 7 TDs ... **Passing:** Johnny Johnson 135 of 287 for 1,688 yards and 11 TDs... **Receiving:** Ty Douthard 43 for 406 yards and 2 TDs ... **Tackles:** Dana Howard 62-61=123

Series notes

Wisconsin defeated Illinois last season for the first time since 1986 ... it was the Badgers' first victory in Champaign since 1970 ... the 25-point margin of victory was the UW's largest since a 26-0 shutout win in 1977 ... Illinois has won 11 of the last 13 meetings ... the last Badger win in Camp Randall Stadium was a 15-9 triumph in 1986 ... UI has won three in a row at Madison ... Alvarez is 1-3 vs. Illinois, and Tepper is 1-1 against Wisconsin.

UW top performances vs. Illinois

Rushing: Billy Marek rushed 39 times for 189 yards in an 18-9 win at Madison in 1975 ... **Passing:** Mike Howard completed 16 of 28 passes for 248 yards in a 22-6 loss at Champaign in 1984 ... **Receiving:** Pat Richter caught nine passes for 170 yards in a 55-7 win at Madison in 1961.

1994 Schedule


9/1	Washington State
9/10	Missouri
9/17	Northern Illinois
10/1	@Purdue
10/8	Ohio State
10/15	Iowa
10/22	Michigan
10/29	@Northwestern
11/5	@Minnesota
11/12	Penn State
11/19	@Wisconsin

1993 Results (5-6)

@Missouri	L	3-13
Arizona	L	14-16
Oregon	L	7-13
@Purdue	W	28-10
Ohio State	L	12-20
@Iowa	W	49-3
@Michigan	W	24-21
Northwestern	W	20-13
Minnesota	W	23-20
@Penn State	L	14-28
Wisconsin	L	10-35

Media

INFORMATION



DAVID STLUKA



- Directory (200) ■ Media Information (201-03) ■ Maps (204) ■ Primary Media (205) ■ Bowls (206) ■ Index (207)
- Big Ten Schedule (208)

DIRECTORY

Administration

The general athletic department phone number is (608) 262-1866

Director of Athletics	Pat Richter (Wisconsin, 1964)	262-5068
Administrative Officer	Alan Fish (Luther, 1973)	262-3157
Sports Administrator	Cheryl Marra (Slippery Rock, 1977)	263-3214
Sports Administrator	Joel Maturi (Notre Dame, 1967)	262-0099
Compliance Coordinator	Paul Winters (Akron, 1980)	265-2973
Fundraising and Booster Clubs	Duane Kleven (Wisconsin, 1961)	262-0553
Marketing, Promotions and Licensing	Vince Sweeney (Wisconsin, 1979)	262-5583
Academic & Student Affairs Director	Alan Zussman (Wisconsin, 1970)	262-1787
Sports Information Director	Steve Malchow (Iowa, 1983)	262-1811
Business Manager	Nancy Seifert (Wisconsin, 1974)	262-5449
Community Relations	Jim Bakken (Wisconsin, 1963)	262-0119
Equipment Manager	Jim McCormick (Western Michigan, 1988)	262-3789
Strength and Conditioning	John Dettmann (UW-Oshkosh, 1983)	262-5613
Ticket Director	Tim Van Alstine (St. Norbert, 1982)	262-1600
Head Trainer	Dennis Helwig (Wisconsin, 1974)	262-3798
Video Coordinator	Jim Roberts (North Dakota State, 1979)	262-5100

Football Staff

Head Coach	Barry Alvarez (Nebraska, 1969)	262-1861
Offensive Coordinator & Quarterbacks	Brad Childress (Eastern Illinois, 1978)	262-1861
Defensive Coordinator & Defensive Line	Dan McCarney (Iowa, 1975)	262-1861
Asst. Head Coach & Outside Linebackers	John Palermo (Florida State, 1974)	262-1861
Inside Linebackers	Kevin Cosgrove (UW-Oshkosh, 1979)	262-1861
Offensive Line	Bill Callahan (Illinois Benedictine, 1978)	262-1861
Running Backs	Jim Hueber (South Dakota, 1971)	262-1861
Defensive Backs	Tom McMahon (Montana, 1971)	262-1861
Wide Receivers & Special Teams	Jay Norvell (Iowa, 1985)	262-1861
Tight Ends	Bernie Wyatt (Iowa, 1962)	262-1861
Administrative Assistant	John Chadima (Iowa, 1988)	262-1861
Academic Consultant	Jerome Fishbain (UW-La Crosse, 1955)	262-1861

Head Coaches

Basketball (Men's)	Stu Jackson (Seattle, 1978)	262-4597
Basketball (Women's)	Jane Albright-Dieterle (Appalachian State)	263-5506
Crew (Men's)	Randy Jablonic (Wisconsin, 1960)	262-4954
Crew (Women's)	Sue Ela (Wisconsin, 1975)	263-6698
Cross Country (Men's)	Martin Smith (Bridgewater, 1974)	262-5729
Golf (Men's & Women's)	Dennis Tiziani (Northland, 1964)	249-1000
Hockey	Jeff Sauer (Colorado College, 1965)	262-3932
Soccer (Men's)	Jim Launder (UW-Milwaukee, 1974)	262-7749
Soccer (Women's)	Dean Duerst (Wisconsin, 1984)	265-2974
Swimming (Men's & Women's)	Nick Hansen (Iowa State, 1987)	265-3336
Tennis (Men's)	Pat Klingelhoets (Wisconsin, 1972)	262-0997
Tennis (Women's)	TBA	263-6304
Track and Field (Men's)	Ed Nuttycombe (VPI, 1978)	262-4397
Track & Cross Country (Women's)	Peter Tegen (Koln, 1965)	263-5109
Volleyball	John Cook (San Diego, 1979)	263-5670
Wrestling	Barry Davis (Iowa, 1987)	262-4399

MEDIA INFORMATION

Key numbers

Sports Information: (608) 262-1811
 1440 Monroe Street
 Madison, WI 53711
 Sports Info. Fax: (608) 262-8184

■ **Steve Malchow, Director**

Call with credential requests, interviews for Pat Richter and Barry Alvarez and general football information. *Home: (608) 238-8199.*

■ **John Estes, Associate Director**

Call with requests for phone and post-practice interviews with Wisconsin players and game program requests. *Home: (608) 836-5405.*

■ **Julie Kluge, Assistant Director**

Call with requests for photo and historical archives and assistant coach interviews. *Home: (608) 271-3549.*

Credentials

Press box: Requests for credentials to cover Wisconsin football should be sent on company letterhead to: Steve Malchow, Sports Information Director, University of Wisconsin, 1440 Monroe Street, Madison, WI 53711. The fax number is (608) 262-8184. Requests should be received at least one week in advance of the game. Credentials are either mailed or left at Will Call (gate 6).

Credentials will be issued according to the following priorities: 1) national publications and newspapers filing for the following day's publication; 2) newspapers designated by the visiting sports information director; 3) television and radio stations originating a live broadcast; 4) television and radio stations covering for nightly

news; and 5) all other requests will be evaluated on a space-available basis. Spouses, dates, non-workers and children are not allowed in the media areas as dictated by the NCAA Media Guidelines book.

Photographers & camera operators: Sideline credentials will be issued only to accredited photographers, TV reporters and camera operators on assignment. You must display both a credential and an armband prominently to be on the field level. Your game credential alone will not give you access to the sidelines. Armbands can be picked up in the Reinke Room of the Wisconsin Field House. Flipcards and refreshments are available in the Reinke Room two hours prior to kickoff. Media members cannot shoot between the 25-yard lines. Wisconsin follows NCAA and Big Ten guidelines regarding event photography.

Parking: A limited number of parking passes are available to working media. They will be issued on a first-come, first-served basis.

Game-day services

Media services: Working facilities for the press are located on the fourth level of the Communications Center. Flipcards, notes and programs are delivered to each working location prior to kickoff. A complete statistical package will be available after the game. Final statistics are entered immediately after the game on the league's Fax-On-Demand service. If media members do not want to access this service, there will be a \$10 charge to fax game statistics.

Interviews: With approximately four minutes left in the game, media members will be escorted to the interview areas by Associate SID John Estes. Coach Barry Alvarez meets the media in the McClain Auditorium (second floor). Requested players are available in the weight room (lower level of McClain facility). The UW locker room is closed to the media.

Phones: Several courtesy phone lines on the first and second rows of the press area are available on a first-come, first-served basis. Media requiring their own phones should call Wisconsin Bell (800/447-7738) to order lines. Additionally, contact UW Telecommunications (608/262-0521) to confirm that lines have been ordered from Wisconsin Bell.

Interview requests

Players: Badger players can be interviewed during the week on Tuesdays and Wednesdays after practice (approximately 6 p.m.). Phone calls by players to out-of-town media are made at the players' convenience between 7:30-10 p.m. on Tuesdays and Wednesdays only. Interviews should be arranged through the Sports Information Office (608/262-1811) by noon of the day the player is requested. Home numbers for players will not be made available to media members.

Head Coach: Barry Alvarez holds a weekly media conference Mondays at 1 p.m. in the "W" Club Room. Alvarez is available after practice Tuesday through Thursday. Audio cuts from Alvarez' press conference are available after 4 p.m. on Mondays by calling (608) 263-3100.

MEDIA INFORMATION

Badger Radio Affiliates

City	Station ..	Frequency
Amery	WXCE	1260 am
Antigo	WRLO	105.3 fm
Appleton	WHBY	1230 am
Ashland	WATW	1400 am
Beloit	WBEL	1380 am
Berlin	WISS	102.3 fm
Black River Falls	WWIS	1260 am
Dodgeville	WDMP	810 am
Duluth	WDSM	710 am
Eau Claire	WBIZ	1400 am
Fond du Lac	KFIZ	1450 am
Green Bay	WNFL	1440 am
Hayward	WRLS	92.1 fm
Iron Mountain	WJNR	101.5 fm
Janesville	WCLO	1230 am
Kenosha	WLIP	1050 am
La Crosse	WKBH	1570 am
Lancaster	WGLR	1280 am
Madison	WIBA	1310 am
Madison	WOLX	94.9 fm
Manitowoc	WOMT	1240 am
Marshfield	WDLB	1450 am
Mauston	WRJC	1270 am
Medford	WIGM	1490 am
Milwaukee	WTMJ	620 am
Monroe	WEKZ	1260 am
Platteville	KTOQ	1590 am
Portage	WPDR	1350 am
Reedsburg	WRDB	1400 am
Rhineland	WOBT	1240 am
Rice Lake	WJMC	1240 am
Richland Center	WRCO	1450 am
River Falls	WEVR	1550 am
Shawano	WTCH	960 am
Sheboygan	WHBL	1330 am
Sparta	WKLJ	1290 am
Stevens Point	WSPO	1010 am
Sturgeon Bay	WDOR	910 am
Viroqua	WVRQ	1360 am
Waupaca	WDUX	800 am
Wausau	WSAU	550 am
West Bend	WBKV	1470 am
Wisconsin Rapids	WFHR	1320 am

Due to programming commitments, affiliates may not carry all games.

Wisconsin Future Schedules

1995

Sept. 9	Colorado
Sept. 16	at Stanford
Sept. 23	So. Methodist
Sept. 30	at Penn State
Oct. 14	Ohio State
Oct. 21	at Northwestern
Oct. 28	Michigan State
Nov. 4	at Purdue
Nov. 11	at Minnesota
Nov. 18	Iowa
Nov. 25	Illinois

1996

Sept. 7	East. Michigan
Sept. 14	at UNLV
Sept. 21	Stanford
Sept. 28	Penn State
Oct. 12	at Ohio State
Oct. 19	Northwestern
Oct. 26	at Michigan State
Nov. 2	Purdue
Nov. 9	Minnesota
Nov. 16	at Iowa
Nov. 23	at Illinois
Nov. 30	at Hawaii

Schedules are tentative

Road headquarters

■ Colorado

Sept. 16-17 Westminster, CO
Ramada (303) 427-4000

■ Michigan State

Sept. 30-Oct. 1 East Lansing, MI
Holiday Inn South (517) 694-8123

■ Northwestern

Oct. 7-8 Evanston, IL
North Shore Hilton (708) 679-7000

■ Michigan

Oct. 28-29 Ann Arbor, MI
Holiday Inn West (313) 665-4444

■ Ohio State

Nov. 4-5 Columbus, OH
Hilton Inn North (614) 436-0700

Wisconsin's media services

■ Sunday

Release on Fax-On-Demand (7 p.m.)

■ Monday

Alvarez media conference (1 p.m.)
No player interviews

■ Tuesday

Player interviews after practice

■ Wednesday

Player interviews after practice

■ Thursday & Friday

No player interviews

■ Saturday

Press box opens 3 hours before kickoff
Stats on Fax-on-Demand after game

MEDIA INFORMATION

Big Ten Fax-on-Demand

The Big Ten Conference uses the latest in fax technology to better serve the media. The Conference and its member schools provide 24-hour access to the latest press releases, statistics and notes on Big Ten sports. Media members simply call the Fax-On-Demand phone number (available through the Big Ten Office) and request the information they wish to receive. When the start button is pushed, information will be faxed back immediately.

Wisconsin's updated football information is available every Sunday by 7 p.m. The Badgers' access codes are #3204 (statistics), #3205 (player and team notes), #3203 (depth charts) and #3202 (entire release).

For information on accessing the Big Ten Fax-on-Demand service, call the Big Ten Communications Department (708) 696-1010.

Sports Information staff

The Wisconsin Sports Information staff is available to serve your media relations needs.

Steve Malchow is in his fifth season as Director of Sports Information at Wisconsin. Malchow, who worked 10 years at Iowa prior to his appointment, is in charge of publicity for all 11 Badger men's sports.

The 1983 graduate of Iowa earned degrees in marketing, journalism and management sciences. A native of Sioux City, Iowa, Steve is single and resides in Madison.

John Estes is in his fourth season as Associate SID at the UW. Prior to Wisconsin, he held a similar position at Northwestern. Estes handles media relations duties for men's basketball and assists with football.

John, who has degrees from

Drake (B.A., 1981) and Western Illinois (M.A., 1987), edits the football and basketball game programs. He and his wife, Dianne, live in Middleton.

Julie Kluge begins her fifth campaign as a full-time member of the Sports Information staff. Kluge, a native of Benton, Wis., directs publicity for the Badgers' hockey team.

Julie was formerly an assistant publicity director for the WCHA (1989). The 1988 graduate of Wisconsin has B.S. degrees in zoology and secondary education.

Game coverage on radio

Beginning this fall, exclusive radio coverage of Badger football will be heard on the 35-station Wisconsin Radio Network. The University Athletic Department and Learfield Communications entered into an agreement last fall for radio broadcast rights for UW football and basketball.

Learfield has chosen WIBA (1310 AM) and WOLX (94.9 FM) as its rights holders in the Madison market and WTMJ (620 AM) in Milwaukee to carry Badger games.

Entering his first season as football play-by-play announcer is Matt Lepay. The voice of Badger basketball the past six seasons, Lepay adds full-time football duties this fall. He previously handled pre- and post-game reporting duties for Badger football. Lepay, a 1984 graduate of Ohio State, has hosted the Barry Alvarez and Stu Jackson radio coaches' shows since their inception.

Joining Lepay on broadcasts for both football and basketball this year is Mike Lucas, long-time sports columnist at the *Capital Times*. Lucas, who has worked on the broadcast teams for Wisconsin's delay TV package, also provides daily sports commentaries on WIBA.

Game coverage on television

Every Badger home football game is televised on a delayed basis by Wisconsin Public Television. The Madison affiliate is WHA (channel 21 or cable channel 11). Broadcast across the state educational network, Badger replays air Saturdays at 10:30 p.m. The network includes WHA-Madison, WPNE-Green Bay, WLEF-Park Falls, WHWC-Menomonie, WHLA-La Crosse, WHRM-Wausau, and WMVT-Milwaukee. Sportscaster Paul Braun handles play-by-play. Former Badger player Merritt Norvell adds color commentary. Live coverage of UW football, on either ABC or ESPN, will be announced later.

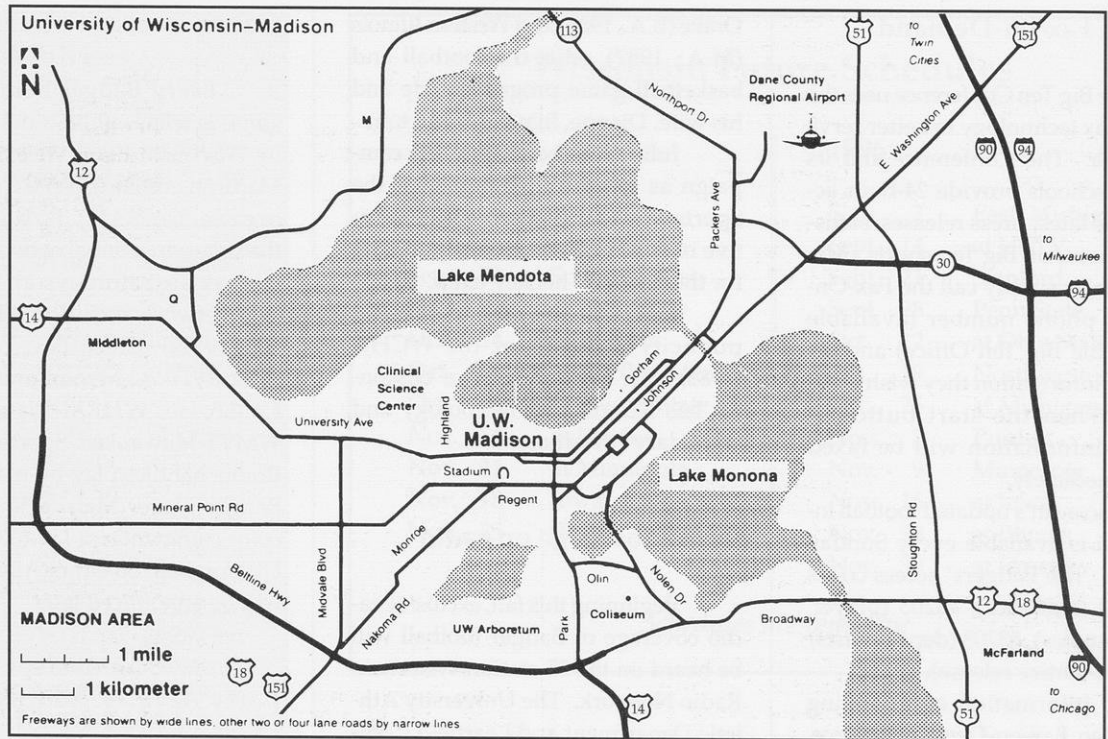
Barry Alvarez Radio Show

Coach Barry Alvarez joins Matt Lepay every week for "The Barry Alvarez Radio Show" on the Wisconsin Radio Network. The 60-minute show airs weekly during the season and features Alvarez' analysis and interviews. Scheduling is subject to change, so check local radio listings for air time in your area. WIBA and WTMJ have the show in the Madison and Milwaukee markets.

Barry Alvarez TV Show

The "Barry Alvarez Television Show," hosted by WISC sports director Van Stoutt, is a 30-minute program of highlights, interviews and features on Badger football. Seven stations — WISC-Madison (11 a.m.), WISN-Milwaukee (11 a.m.), WSAW-Wausau (11 a.m.), WFRV-Green Bay (11 a.m.), WXOW-La Crosse (11:05 p.m.), WQOW-Eau Claire (11:05 p.m.) and WJMN-Marquette, Mich. (11 a.m.) — show the program each Sunday.

CAMP RANDALL STADIUM



Directions to Camp Randall Stadium

From the Dane County Airport — Take Packers Avenue south to Johnson Street. Johnson Street (which changes into Pennsylvania Avenue then Gorham Street then University Avenue) winds through residential areas and past Lake Mendota. Stay on University Avenue until Randall Avenue (look for Milan's Sub Shop). Turn left on Randall. Go approximately three blocks until Randall forks. Take the right fork (Monroe Street). Camp Randall Stadium is located on the right side of Monroe Street.

From I-94 — Take I-94 to Highway 30 West. Take Highway 30 to 151 South (State Capitol), which is also called Washington Avenue. Take Washington

Avenue to First Street. Right on First Street to Pennsylvania Avenue. Left on Pennsylvania Avenue, which becomes Gorham Street and then University Avenue. Stay on University Avenue through campus until Randall Avenue (look for Milan's Sub Shop on the left side of University Avenue). Turn left on Randall Avenue. Go approximately three blocks until Randall forks. Take the right fork (Monroe Street). Camp Randall Stadium is located on the right side on Monroe Street.

From I-90 — Take the Madison beltline (Highway 12 & 18). West on the beltline. Exit on Park Street north (right turn). Take Park Street to Regent Street. Turn left on Regent Street and go approximately six blocks. The Stadium is on the right.

PRIMARY MEDIA

Print

Wisconsin State Journal
Vic Feuerherd
P.O. Box 8058
Madison, WI 53708
(608) 252-6165
Fax: (608) 252-6119

Milwaukee Journal
Dennis Chaptman
23 No. Pinckney
Madison, WI 53703
Madison: (608) 256-2553
Milwaukee: (414) 224-2309
Fax: (608) 256-7238

Milwaukee Sentinel
Michael Hunt
202 State Street, Ste. 202
Madison, WI 53703
Madison: (608) 258-2271
Milwaukee: (414) 224-2175
Fax: (608) 258-2279

Capital Times
Mike Lucas
P.O. Box 8060
Madison, WI 53708
(608) 252-6474
Fax: (608) 252-6445

Badger Plus
Pat Stiegman
5702 Bellows Circle
Madison, WI 53716
(608) 221-3505
Fax: (608) 221-3505

Badger Herald
Sports Editor
550 State Street
Madison, WI 53703
(608) 257-6579
Fax: (608) 257-6899

Daily Cardinal
Sports Editor
Vilas Hall
Madison, WI 53706
(608) 262-5857
Fax: (608) 262-0404

Appleton Post-Crescent
Chuck Carlson
306 W. Washington
Appleton, WI 54912
(414) 733-4411

Kenosha News
Paul McKillip
715 58th Street
Kenosha, WI 53141
(414) 657-1000

Green Bay Press-Gazette
Kevin Isaacson
435 E. Walnut Street
Green Bay, WI 54307
(414) 435-4411

La Crosse Tribune
Tad Reeve
401 N. Third Street
La Crosse, WI 54601
(608) 782-9710

Dubuque Telegraph-Herald
Jim Swenson
Eighth & Bluff Streets
Dubuque, IA 52001
(319) 588-5611

Janesville Gazette
Dave Wedeward
One S. Parker Drive
Janesville, WI 53547
(608) 754-3311

Wausau Daily Herald
Steve Rupp
P.O. Box 1286
Wausau, WI 54402
(715) 842-2101

Sheboygan Press
Sports Editor
632 Center Avenue
Sheboygan, WI 53082
(414) 457-7711

Oshkosh Northwestern
Joe Dill
P.O. Box 2926
Oshkosh, WI 54903
(414) 235-7700

Racine Journal-Times
Ken Merrill
212 Fourth Street
Racine, WI 53403
(414) 634-3322

Eau Claire Leader-Telegram
Ron Buckli
701 S. Farewell Street
Eau Claire, WI 54702
(715) 833-9208

Television

WISC (Ch. 3)
Van Stoutt
7025 Raymond Road
Madison, WI 53719
(608) 276-7400
Fax: (608) 271-0800
COACHES' SHOW: fb & bb

WMTV (Ch. 15)
Craig Coshun
615 Forward Drive
Madison, WI 53711
(608) 274-7817
Fax: (608) 271-5194

WKOW (Ch. 27)
Jay Wilson
P.O. Box 100
Madison, WI 53701
(608) 274-6118
Fax: (608) 274-9569

WTMJ (Ch. 4)
Dennis Krause
720 E. Capital Drive
Milwaukee, WI 53201
(414) 332-9611

WITI (Ch. 6)
Tom Pipines
9001 N. Green Bay Road
Milwaukee, WI 53217
(414) 355-6215

WISN (Ch. 12)
Tom Sutton
P.O. Box 402
Milwaukee, WI 53201
(414) 342-8812

WHA
Bill Ferris
821 University Avenue
Madison, WI 53706
(608) 263-2121
Fax: (608) 263-9763
DELAY BROADCAST: fb & bb

Wire Service

Associated Press
Arnie Stapleton
918 N. Fourth Street
Milwaukee, WI 53203
(414) 271-0158
Fax: (414) 225-3599

Radio

WIBA
Matt Lepay
P.O. Box 99
Madison, WI 53701
(608) 274-5450
Fax: (608) 274-5521
Flagship: fb & bb

WIBA
Michael Bahr
P.O. Box 99
Madison, WI 53701
(608) 274-5450
Fax: (608) 274-5521

WTSO
Jack Swanson
5721 Tokay Blvd.
Madison, WI 53719
(608) 274-1070
Fax: (608) 275-7125

WTMJ
Brian Manthey
720 E. Capital Drive
Milwaukee, WI 53201
(414) 332-9611
Fax: (414) 223-5255

Wisconsin Radio Network
Barry Adams
302 E. Washington, Ste. 102
Madison, WI 53703
(608) 251-3900
Fax: (608) 251-7233

BOWL GAMES

Builders Square Alamo Bowl

San Antonio, Texas
 December 31st, 8 p.m. EST
 Television: ESPN
 Facility: Alamodome
 Pairing: At-large teams

Carquest Bowl

Miami, Fla.
 January 1st, 1:30 p.m. EST
 Television: Raycom/CBS
 Facility: Joe Robbie Stadium
 Pairing: At-large teams

CompUSA Florida Citrus Bowl

Orlando, Fla.
 January 2nd, 1 p.m. EST
 Television: ABC
 Facility: Florida Citrus Bowl Stadium
 Pairing: ACC champ vs. Big Ten runner-up

Federal Express Orange Bowl

Miami, Fla.
 January 1st, 8 p.m. EST
 Television: NBC
 Facility: Orange Bowl Stadium
 Pairing: Big Eight champ vs. at-large

Freedom Bowl

Anaheim, Calif.
 December 29th, 9 p.m. EST
 Television: Raycom
 Facility: Anaheim Stadium
 Pairing: At-large teams

Hall of Fame Bowl

Tampa, Fla.
 January 2nd, 11 a.m. EST
 Television: ESPN
 Facility: Tampa Stadium
 Pairing: Big Ten 4th-place vs. ACC 4th-place

IBM OS/2 Fiesta Bowl

Tempe, Ariz.
 January 2nd, 4:30 p.m. EST
 Television: NBC
 Facility: Sun Devil Stadium
 Pairing: At-large teams

Jeep Eagle Aloha Bowl

Honolulu, Hawaii
 December 25th, 3:30 p.m. EST
 Television: ABC
 Facility: Aloha Stadium
 Pairing: At-large teams

John Hancock Bowl

El Paso, Texas
 December 30th, 2:30 p.m. EST
 Television: CBS
 Facility: Sun Bowl Stadium
 Pairing: At-large teams

Mobil Cotton Bowl Classic

Dallas, Texas
 January 2nd, 1 p.m. EST
 Television: NBC
 Facility: Cotton Bowl
 Pairing: SWC champ vs. at-large

Outback Steakhouse Gator Bowl

Gainesville, Fla.
 January 1st, 7:30 p.m. EST
 Television: TBS
 Facility: Ben Hill Griffin Stadium
 Pairing: At-large teams

Peach Bowl

Atlanta, Ga.
 January 1st, 8 p.m. EST
 Television: ESPN
 Facility: Georgia Dome
 Pairing: At-large teams

Poulan Independence Bowl

Shreveport, La.
 December 27th, 8 p.m. EST
 Television: ESPN
 Facility: Independence Stadium
 Pairing: At-large teams

Rose Bowl

Pasadena, Calif.
 January 2nd, 5 p.m. EST
 Television: ABC
 Facility: Rose Bowl
 Pairing: Big Ten champ vs. Pac-10 champ

St. Jude Liberty Bowl

Memphis, Tenn.
 Date & Time: TBA
 Television: TBA
 Facility: Liberty Bowl Stadium
 Pairing: At-large teams

Thrifty Car Rental Holiday Bowl

San Diego, Calif.
 Dec. 30th, 8 p.m. EST
 Television: ESPN
 Facility: Jack Murphy Stadium
 Pairing: WAC champ vs. Big Ten 3rd-place

USF&G Sugar Bowl

New Orleans, La.
 January 2nd, 8:30 p.m. EST
 Television: ABC
 Facility: Louisiana Superdome
 Pairing: SEC champ vs. at-large

Weiser Lock Copper Bowl












Tucson, Ariz.
 December 29th, 8 p.m. EST
 Television: ESPN
 Facility: Arizona Stadium
 Pairing: At-large teams


INDEX

All-Americans 110
 All-Americans, academic 117
 All-Big Ten 111
 All-Big Ten, academic 118
 All-Star games 120-21
 All-time team 131
 Alvarez, Barry 44-49
 Personal information 46
 Pro players 46
 Record at UW 45
 TV & radio shows 205
 Assistant coaches 50-58
 Attendance
 Game-by-game 176-77
 Largest crowds 175
 Season 174
 Awards, team 116
 Band 30
 Big Ten Conference 12
 Biographies
 Veterans 64-90
 Recruits 91-92
 Bowl games 182-85
 Bowl records 186
 Bowl schedule, 1994 206
 Bucky Badger 32
 Camp Randall Stadium 20-21
 Diagram 21
 Map to 204
 Records 137
 Captains 115
 Depth chart, 1994 37
 Gridiron history 179
 Hall of Fame, W Club 129
 Heisman Trophy 119
 Homecoming record 180
 Last time 151
 Lettermen, all-time 122-29
 Long plays 152-53
 McClain Center 25
 Media information 202
 NFL Draft 112-14
 Opponents, 1994 188-98
 Outlook, 1994 34-36
 Paul Bunyan Axe 31





Phone directory 200
 Polls 139
 Primary media 203
 Pronunciation guide 37
 Radio network 205
 Records
 Top Ten 140-41
 Career 142-44
 Game 148-50
 Pre-modern era 178
 Season 145-47
 Team 134-35
 Recruiting
 Academics and athletics 2
 Fall camp 28
 Madison 5
 Training room 26
 Weight room 27
 University 6-8
 Retired numbers 130
 Review, 1993
 Big Ten stats 100-02
 Game summaries 104-07
 Honors & awards 103
 Individual stats 98-99
 Results 94
 Starters 97
 Statistics 94-95
 Richter, Pat 23
 Roster
 Alphabetical 38-39
 Numerical 40-41
 Schedule, 1994 Back cover
 Big Ten schedule 208
 Future schedules 201
 Scores 163-71
 Series
 Records 181
 Scores 160-62
 Sports Information staff 201
 Support staff 59-62
 Television record 180
 Yearly leaders 154-58
 Yearly record 172-73

BIG TEN SCHEDULE

											
Sept. 3	(9/1) Washington State	Cincinnati	Central Michigan	Boston College		Penn State	Notre Dame	(8/29) Fresno State	@ Minnesota		
Sept. 10	Missouri	Miami (Ohio)	Iowa State	@ Notre Dame	@ Kansas	Pacific	Stanford	@ Washington	USC	Toledo	Eastern Michigan
Sept. 17	Northern Illinois	@ Kentucky	@ Penn State		Notre Dame	San Diego State	@ Air Force	Pitt	Iowa	Ball State	@ Colorado
Sept. 24		@ Wisconsin	@ Oregon	Colorado	Miami (Ohio)	@ Kansas State		Houston	Rutgers	@ Notre Dame	Indiana
Oct. 1	Purdue	Minnesota	Michigan	@ Iowa	Wisconsin	@ Indiana	Ohio State	@ N'western	@ Temple	@ Illinois	@ Michigan State
Oct. 8	@ Ohio State	@ Iowa	Indiana	Michigan State	@ Michigan	@ Purdue	Wisconsin	Illinois		Minnesota	@ N'western
Oct. 15	Iowa		@ Illinois	Penn State	Ohio State	N'western	@ Minnesota	@ Michigan State	@ Michigan	@ Wisconsin	Purdue
Oct. 22	Michigan	N'western	Michigan State	@ Illinois	@ Iowa	@ Wisconsin	@ Indiana	Purdue		@ Ohio State	Minnesota
Oct. 29	@ N'western	@ Michigan State	@ Purdue	Wisconsin	Indiana		Illinois	@ Penn State	Ohio State	Iowa	@ Michigan
Nov. 5	@ Minnesota	Penn State		@ Purdue	@ N'western	Illinois	Michigan State	Wisconsin	@ Indiana	Michigan	@ Ohio State
Nov. 12	Penn State	Ohio State	N'western	Minnesota	Purdue	@ Michigan	@ Iowa	@ Indiana	@ Illinois	@ Michigan State	Cincinnati
Nov. 19	@ Wisconsin	@ Purdue	@ Minnesota	@ Ohio State	(11/26) @ Penn State	Iowa	@ Penn State	Michigan	N'western	Indiana	Illinois



Clockwise from top:
quarterback Darrell Bevell,
tailback Terrell Fletcher,
cornerback Kenny Gales,
safety Jeff Messenger and
tackle Mike Verstegen.



1994 SCHEDULE

Sept. 10	Eastern Michigan (1:00) <i>Band Day</i>	Oct. 22	Minnesota (1:00) <i>Homecoming</i>
Sept. 17	at Colorado (8:30 p.m.)	Oct. 29	at Michigan (11:00 a.m.)
Sept. 24	Indiana (1:00)	Nov. 5	at Ohio State (12:30)
Oct. 1	at Michigan State (12:00)	Nov. 12	Cincinnati (1:00)
Oct. 8	at Northwestern (1:00)	Nov. 19	Illinois (1:00) <i>W Club Day</i>
Oct. 15	Purdue (1:00) <i>Badger Blast & Parents' Day</i>		<i>Times are central zone and subject to change</i>

