



LIBRARIES

UNIVERSITY OF WISCONSIN-MADISON

Illustrated & descriptive catalogue & pricelist of farm & freight wagons manufactured by the Bain Wagon Company Limited at Kenosha, Wisconsin, U. S. A.. 1902

Kenosha, Wisconsin: Bain Wagon, 1902

<https://digital.library.wisc.edu/1711.dl/QVEPNFBSKZYKT8P>

Based on date of publication, this material is presumed to be in the public domain.

Original material owned by Kenosha Public Library.

For information on re-use, see

<http://digital.library.wisc.edu/1711.dl/Copyright>

The libraries provide public access to a wide range of material, including online exhibits, digitized collections, archival finding aids, our catalog, online articles, and a growing range of materials in many media.

When possible, we provide rights information in catalog records, finding aids, and other metadata that accompanies collections or items. However, it is always the user's obligation to evaluate copyright and rights issues in light of their own use.

THE BAIN

#2556 D



THE BAIN WAGON CO.

Kenosha, Wis.

OMAHA, NEB., June 21, 1901.

Gentlemen: We hand you herewith a photograph that we believe will be of some interest to you. This is a picture of a $\frac{1}{4}$ Bain gear shipped us on May 8, since which time it has hauled six stone columns, this being a photograph of one of them.

These columns were unloaded near the river and hauled to the top of High School hill, a distance of one and one-half miles, upon this wagon. This column weighs 17,000 pounds, and after hauling six of them the wagon is in apparently as good condition as ever, and in no wise damaged by this remarkable load.

Respectfully yours,

PARLIN, ORENDORFF & MARTIN CO.

By EUCLID MARTIN, President.

Illustrated & Descriptive Catalogue & Pricelist
of Farm & Freight Wagons *manufactured by*
The Bain Wagon Company Limited
at Kenosha, Wisconsin, U. S. A.

ESTABLISHED 1852 INCORPORATED 1882

Office & Factory: Corner
of Main & Pearl Streets
Nineteen Hundred & Two

GEORGE YULE, *President*
JAMES J. HOYT, *Vice-President*

FRANK SLOSSON, *Secretary & Treasurer*
GEORGE A. YULE, *Superintendent*

Rogers & Wells, Engravers and Printers, Chicago

Enwin & Klos

To Bain Wagon Purchasers

IN presenting this catalogue for your consideration, we wish to say that the Bain Wagon having now been before the public for more than fifty years, has, *without advertising*, and solely on its own merits, worked its way to the proud position of THE BEST WAGON IN THE WORLD, which claim, we believe, is generally admitted by all prominent wagon dealers. Our shops are located at Kenosha, on the Chicago & Northwestern railroad, and on the West shore of Lake Michigan, which location affords superior facilities for shipping in all directions, and at the same time places us within easy reach of the best markets in the world for procuring wagon stock, which is the great desideratum for the successful manufacture of a uniform grade of wagons.

Our wagons are mostly gotten up on the day's work plan, thereby offering no inducement for the mechanic to hurry or slight his work, but on the contrary, insuring uniform strength, durability and completeness in all respects, as well as superiority over all such as are made up so largely on the jobbing principle.

Before setting of tires, the felloes are all run through boiling linseed oil, thereby counteracting any liability of shrinkage and consequent loosening of tires. Wagons constructed on this plan are richly worth the additional cost that may be charged over those of many other makers.

We do not claim to make the lowest priced wagon, but we do aim and claim to make the best, which under all circumstances, will prove the cheapest in the end.

Strong written guarantees will be cheerfully given to all parties handling the Bain Wagon.

The Bain Warranty

WE WILL WARRANT our Wagons for One Year, as follows: That the lumber used in their construction is of the best quality, thoroughly seasoned and well put together, and strength of same sufficient for all work by fair usage. And for any breakage or failure on account of workmanship or material used, we will pay all reasonable charges or make good the necessary repairs at place of sale.

THE BAIN WAGON CO. (Limited)

THE BAIN



STANDARD FARM WAGON. BED BRAKE. CAST OR STEEL SKEINS
For General Use in the Southern and Western States

STANDARD FARM WAGON CAST SKEINS, NARROW TRACK.

No.	Size of Skein	Size of Tire	Size of Bed, Outside Measurements					Prices			Extra for Steel Skeins	Weights			Estimated Capacity on Good Roads
			Length		Width		Depth	Wagon Complete	Gear only	Bed and Seat		Wagon	Gear	Bed and Seat	
	Inches	Inches	Ft.	In.	Ft.	In.	Inches					Lbs.	Lbs.	Lbs.	Lbs.
1	2½ x 8	1⅝ x ½	10	0	3	2	21	\$ 9.00	890	560	330	1500
2	2¾ x 8½	1½ x ⅝	10	6	3	2	25	9.00	990	635	355	2000
3	3 x 9	1½ x ⅝	10	6	3	2	26	9.00	1060	700	360	2500
4	3¼ x 10	1⅝ x ⅝	10	6	3	2	26	9.50	1140	780	360	3500
5	3½ x 11	1¾ x ¾	10	6	3	2	26	10.00	1300	940	360	4500

The above prices are for wagons with cast skeins, truss under the axles; drop tongue; regular height wheels (front 3 feet 8 inches, rear 4 feet 6 inches); double bed, spring seat with lazyback, patent endgate, top box fasteners; doubletrees, singletrees, neckyoke and stay... ins. No brake.


For prices of brakes, see pages 47 and 50.

For prices of special sizes of tire, see page 55.

Extra for stiff tongue, \$4.00

When ordering, please refer to instructions on page 63.

THE BAIN



STANDARD FARM WAGON. FARM GEAR BRAKE. CAST OR STEEL SKEINS
For Use in Texas, Arkansas and Indian Territory

STANDARD FARM WAGON **CAST SKEINS, WIDE TRACK.**

No.	Size of Skein	Size of Tire	Size of Bed, Outside Measurements						Prices			Extra for Steel Skeins	Weights			Estimated Capacity on Good Roads
			Length		Width		Depth		Wagon Complete	Gear only	Bed and Seat		Wagon	Gear	Bed and Seat	
	Inches	Inches	Ft.	In.	Ft.	In.	Inches						Lbs.	Lbs.	Lbs.	Lbs.
6	2½ x 8	1¾ x ½	10	0	3	6	21	\$ 9.00		900	570	330	1500
7	2¾ x 8½	1½ x ⅝	10	6	3	6	25	9.00		1020	650	370	2000
8	3 x 9	1½ x ⅝	10	6	3	6	26	9.00		1090	715	375	2500
9	3¼ x 10	1⅝ x ⅝	10	6	3	6	27	9.50		1180	800	380	3500
10	3½ x 11	1¾ x ¾	10	6	3	6	28	10.00		1345	960	385	4500


The above prices are for wagons with cast skeins, truss under the axles; drop tongue; regular height wheels (front 3 feet 8 inches, rear 4 feet 6 inches), double bed; patent endgate, top box fasteners, anti-spreader chains, bow staples fitted, spring seat with lazyback; doubletrees, singletrees, neckyoke and staychains. No brake.

For prices of brakes, see pages 47 and 50.

For prices of special sizes of tire, see page 55.

Extra for stiff tongue, \$4.00

When ordering, please refer to instructions on page 63.



STANDARD FARM TRUCK GEAR. CAST OR STEEL SKEINS

FARM TRUCK GEARS CAST SKEINS, WIDE OR NARROW TRACK.

No.	Size of Skein	Size of Tire	Height of Wheels				Weight	Capacity	Price	Extra for Steel Skeins
			Front		Rear					
	Inches	Inches	Ft.	In.	Ft.	In.	Lbs.	Lbs.		
11	3 x 9	4 x ⅜	3	2	3	8	875	2500	\$ 9.00
12	3¼ x 10	4 x ⅜	3	2	3	8	930	3500	9.50
13	3½ x 11	4 x ½	3	2	3	8	1050	4500	10.00

The prices named above are for gears with drop tongues, fitted with doubletrees, neckyokes and stay-chains. Can be fitted with Farm Gear or Oregon brake Rollers and Bars.


For prices of brakes, see pages 47 and 50.

For prices of special sizes of tire see page 58.

Extra for stiff tongue, \$4.00.

When ordering, please refer to instructions on page 63.

THE BAIN



MOUNTAIN WAGON, SALT LAKE STYLE
For Use in Utah and Montana

MOUNTAIN WAGONS, SALT LAKE STYLE STEEL SKEINS, WIDE TRACK.

No.	Size of Skein	Size of Tire	Size of Bed, Outside Measurements					Prices			Weights			Estimated Capacity on Good Roads
			Length		Width		Depth	Wagon Complete	Gear with Roller & Bars	Bed Seat & Brake Irons	Wagon Complete	Gear with Roller and Bars	Bed Seat & Brake Irons	
	Inches	Inches	Ft.	In.	Ft.	In.	Inches				Lbs.	Lbs.	Lbs.	Lbs.
14	2½ x 8	1¾ x ½	10	0	3	6	21	975	630	345	2000
15	2¾ x 8½	1½ x ¾	10	0	3	6	21	1120	775	345	2500
16	3 x 9	1½ x ¾	10	0	3	6	21	1135	790	345	3000
17	3¼ x 10	1¾ x ¾	10	6	3	6	26	1370	970	400	4000
18	3½ x 11	1¾ x ¾	11	0	3	6	26	1475	1050	425	5000
19	3¾ x 12	2¼ x ¾ & 1	12	0	3	8	28	1970	1485	485	7000
20	4 x 12	2½ x ¾ & 1	12	0	3	8	28	2050	1565	485	7500

The above prices are for wagons with steel skeins, drop tongue, regular height wheels (front 3 feet 8 inches, rear 4 feet 6 inches); double bed; spring seat with lazyback; bow staples fitted; jockey box; Oregon brake; doubletrees, singletrees, neckyoke and staychains. No bows or ridge poles.


Extra for stiff tongue, \$4.00.

For prices of brakes, see page 50.

For prices of special sizes of tire, see pages 56 and 57.

When ordering, please refer to instructions on page 63.

THE BAIN



MOUNTAIN WAGON, OREGON STYLE

MOUNTAIN WAGON, OREGON STYLE STEEL SKEINS, WIDE AND NARROW TRACK.

No.	Size of Skein	Size of Tire	Size of Bed, Outside Measurements							Prices			Weights, Wide Track			Estimated Capacity on Good Roads	Deduct to make price with Cast Skins
			Length	Width				Depth	Wagon Complete	Gear with Rollers and Bars	Bed Seat and Brake Irons	Wagon Complete	Gear with Rollers and Bars	Bed, Seat and Brake Irons			
				Narrow Track			Wide Track										
	Inches	Inches	Ft.	In.	Ft.	In.	Ft.	In.	Inches				Lbs.	Lbs.	Lbs.	Lbs.	
21	2½ x 8	1⅜ x ½	10	0	3	2	3	6	22	980	630	350	2000	\$5.00
22	2¾ x 8½	1½ x ⅝	10	0	3	2	3	6	22	1125	775	350	2500	5.00
23	3 x 9	1½ x ⅝	10	0	3	2	3	6	22	1140	790	350	3000	5.00
24	3¼ x 10	1⅝ x ¾	10	6	3	2	3	6	23	1370	970	400	4000	5.50
25	3½ x 11	1¾ x ¾	11	0	3	2	3	6	24	1480	1050	430	5000	6.00
26	3¾ x 12	2¼ x ⅞&1	12	0	3	2	3	8	28	2015	1485	530	7000
27	4 x 12	2½ x ⅞&1	12	0	3	2	3	8	28	2095	1565	530	7500


The above prices are for wagons with steel skeins, drop tongue, regular height wheels (front 3 feet 8 inches, rear 4 feet 6 inches) double bed, spring seat with lazyback; jockey box; Oregon brake, doubletrees, singletrees, neckyoke and staychains.

Extra for stiff tongues, \$4.00.

For prices of special sizes of tire, see pages 56 and 57.

For prices of brakes, see page 50.

When ordering, please refer to instructions on page 63.



OREGON HEADER GEARS AND HALF TRUCKS WITH OREGON
BRAKE ROLLERS AND BARS

OREGON HALF TRUCKS STEEL SKEINS, WIDE OR NARROW TRACK.

No.	Size of Skein	Size of Tire	Height of Wheels		Weight Wide Track	Capacity	Price	Deduct to make price with Cast Skeins
			Front	Rear				
	Inches	Inches	Ft. In.	Ft. In.	Lbs.	Lbs.		
28	3 x 9	3 x 5/8	3 4	3 10	945	3000	\$5.00
29	3 1/4 x 10	3 x 5/8	3 4	3 10	1045	4000	5.50
30	3 1/2 x 11	3 x 5/8	3 4	3 10	1100	5000	6.00

Prices named above include the Oregon Brake Rollers and Bars, and 11 ft. 6 in. reaches.
Wide track Half Trucks have 7 1/2 inch standards and narrow track have farm gear standards.
For prices of special sizes of tire, see page 59.


OREGON HEADER GEARS STEEL SKEINS, WIDE OR NARROW TRACK.

No.	Size of Skein	Size of Tire	Height of Wheels		Weight Wide Track	Capacity	Price	Deduct to make price with Cast Skeins
			Front	Rear				
	Inches	Inches	Ft. In.	Ft. In.	Lbs.	Lbs.		
31	3 x 9	3 x 5/8	3 0	3 6	926	3000	\$5.00
32	3 1/4 x 10	3 x 5/8	3 0	3 6	1020	4000	5.50
33	3 1/2 x 11	3 x 5/8	3 0	3 6	1070	5000	6.00

Prices named above are for gears with 7 1/2 in. standards, 11 ft. 6 in. reaches, and include the Oregon Brake Rollers and Bars.

For prices of special sizes of tire, see page 58.

When ordering, please refer to instructions on page 63.



OREGON FARM GEAR, WITH OREGON ROLLERS AND BARS

For price and description see page 13.



THE BAIN POTATO WAGON

These Potato Beds are furnished with drop end-gates and 3-leaf spring seats on standards, and are made in the following sizes :

12 feet long; sides, 14½ inches deep; wing boards 8 inches wide; weight, 520 pounds..... Price, \$.....
 13 feet 6 inches long; sides, 14½ inches deep; wing boards 8 inches wide; weight, 550 pounds..... Price, \$.....

The seat may be made so as to turn forward when loading for an extra charge of \$3.00.

THE BAIN



MOUNTAIN WAGON, COLORADO STYLE.

MOUNTAIN WAGONS, COLORADO STYLE

STEEL SKEINS, NARROW TRACK.

No.	Size of Skein	Size of Tire	Size of Bed, Outside Measurements					Prices			Weights			Estimated Capacity on Good Roads
			Length		Width		Depth	Wagon Complete	Gear with Roller & Bars	Bed Seat & Brake Irons	Wagon Complete	Gear with Roller and Bars	Bed Seat & Brake Irons	
	Inches	Inches	Ft.	In.	Ft.	In.	Inches				Lbs.	Lbs.	Lbs.	Lbs.
34	2½ x 8	1¾ x ½	10	0	3	2	21	900	620	340	2000
35	2¾ x 8½	1½ x ⅝	10	0	3	2	21	1105	765	340	2500
36	3 x 9	1½ x ⅝	10	0	3	2	21	1120	780	340	3000
37	3¼ x 10	1½ x ¾	10	6	3	2	26	1360	965	395	4000
38	3½ x 11	1¾ x ¾	11	0	3	2	26	1455	1035	420	5000
39	3¾ x 12	2¼ x ⅞ & I	12	0	3	2	28	1940	1465	475	7000
40	4 x 12	2½ x ⅞ & I	12	0	3	2	28	2020	1545	475	7500

The above prices are for wagons with steel skeins, drop tongue, regular height wheels (front 3 feet 8 inches, rear 4 feet 6 inches); double bed; spring seat with lazyback; bow staples fitted; jockey box; Oregon brake; doubletrees, singletrees, neckyoke and staychains. No bows or ridge poles.


Extra for stiff tongue, \$4.00.

For prices of brakes, see page 50.

For prices of special sizes of tire, see pages 56 and 57.

When ordering, please refer to instructions on page 63.

THE BAIN



MOUNTAIN WAGON, CALIFORNIA STYLE. DOUBLE BED, CALIFORNIA BRAKE,
STEEL SKEINS OR CONCORD STEEL AXLES
For Use in California and Nevada

CALIFORNIA FARM WAGONS STEEL SKEINS, CALIFORNIA TRACK.

No.	Size of Skein	Size of Tires		Height of Wheels		Size of Bed, Outside Measurements				Weights		Weight of Rollers & Bars	Prices		Estimated Capacity on Good Roads
		Front	Rear	Front	Rear	Length	Width	Depth	Gear	Double Bed, Seat and Brake Irons	Gear		Double Bed, Seat and Brake		
	Inches	Inches	Inches	Ft. In.	Ft. In.	Ft. In.	Ft. In.	Inches	Lbs.	Lbs.	Lbs.			Lbs.	
41	2½ x 8	2 x 1⅞	2 x ⅝	3 8	4 6	10 0	3 8	23	740	360	65	2000	
42	2¾ x 8½	2 x 1⅞	2 x ⅝	3 8	4 6	10 0	3 8	23	785	360	65	2500	
43	3 x 9	2 x 1⅞	2 x ⅝	3 8	4 6	10 0	3 8	23	800	360	70	3000	
44	3¼ x 10	2¼ x ¾	2¼ x ¾	3 8	4 6	10 6	3 8	25	1000	385	90	4000	
45	3½ x 11	2½ x ¾	2½ x ⅞	3 8	4 6	11 0	3 8	26	1280	420	100	5000	
46	3¾ x 12	3 x ¾	3 x ⅞	3 8	4 6	12 0	3 8	28	1485	495	135	7000	
47	4 x 12	3 x ¾	3 x ⅞	3 8	4 6	12 0	3 8	28	1520	495	145	7500	
48	4¼ x 12½	4 x ¾	4 x ¾	3 8	4 6	12 0	3 8	28	1700	495	165	8500	

For prices of brakes, see page 50.


For prices of special sizes of tire, see pages 56 and 57.

For prices of stake rack beds and double beds, see page 54.


Weights and prices are for gears with drop tongue: for stiff tongue, add \$4.00 to price and 50 pounds to weight.

When ordering, please refer to instructions on page 63.


THE BAIN



MOUNTAIN WAGON, CALIFORNIA STYLE, WITH CALIFORNIA STAKE RACK BED,
STEEL SKEINS OR CONCORD STEEL AXLES



ARIZONA WAGON WITH WATER BARREL RACKS



CALIFORNIA FARM GEAR WITH CONCORD STEEL AXLES, NEVADA STYLE BOLSTER,
STIFF TONGUE

CALIFORNIA FARM WAGON CONCORD STEEL AXLES, CALIFORNIA TRACK.

No.	Size of Axles		Size of Tires		Height of Wheels		Size of Bed, Outside Measure			Weights		Weight of Rollers and Bars	Prices			Estimated Capacity on Good Roads
	Front	Rear	Front	Rear	Front	Rear	Length	Width	Depth	Gear	Double Bed Brake Irons and Seat		Gear	Double Bed Brake and Seat	Extra for Nevada Bolsters	
	Inches	Inches	Inches	Inches	Ft. In.	Ft. In.	Ft. In.	Ft. In.	In.	Lbs.	Lbs.	Lbs.				Lbs.
49	1½ x 8½	1½ x 8½	2 x 1⅞	2 x ⅝	3 8	4 6	10 0	3 8	23	820	360	65	\$7.00	2500
50	1⅝ x 8½	1¾ x 8½	2 x 1⅞	2 x ⅝	3 8	4 6	10 0	3 8	23	840	360	70	7.00	3000
51	1¾ x 9½	1⅞ x 9½	2¼ x ¾	2¼ x ¾	3 8	4 6	10 6	3 8	25	1030	385	90	8.00	4000
52	1⅞ x 10½	2 x 10½	2½ x ¾	2½ x ¾	3 8	4 6	11 0	3 8	26	1160	420	100	8.00	5000
53	2 x 10½	2⅛ x 10½	2½ x ¾	2½ x ⅞	3 8	4 6	11 0	3 8	26	1210	420	100	8.00	5500
54	2¼ x 11½	2⅜ x 11½	3 x ¾	3 x ⅞	3 8	4 6	12 0	3 8	28	1615	495	135	9.00	7000
55	2½ x 12	2⅝ x 12	4 x ¾	4 x ¾	3 8	4 6	12 0	3 8	28	1880	495	165	9.00	8500


For prices of brakes, see page 50.

For prices of special sizes of tire, see pages 56 and 57.

For prices of stake rack beds and double beds, see page 54.

Weights and prices of all sizes smaller than 2¼ are for gears with drop tongue: for stiff tongue, add \$4.00 to price and 50 pounds to weight.

When ordering, please refer to instructions on page 63.



CALIFORNIA FARM GEAR. STEEL SKEINS OR CONCORD STEEL AXLES

For price and description, see pages 21 and 25

CALIFORNIA HEADER TRUCK GEARS STEEL SKEINS, CALIFORNIA TRACK.

No.	Size of Skein	Size of Tire		Height of Wheels				Price	Deduct to make Price with Cast Skeins	Weight	Capacity on Good Roads
		Front	Rear	Front		Rear					
	Inches	Inches	Inches	Ft.	In.	Ft.	In.			Lbs.	Lbs.
56	2¾ x 8½	2½ x ⅝	2½ x ⅝	3	0	3	6	\$5.00	795	2500
57	3 x 9	3 x ⅝	3 x ⅝	3	0	3	6	5.00	865	3000
58	3¼ x 10	3 x ⅝	3 x ⅝	3	0	3	6	5.50	915	4000
59	3½ x 11	4 x ⅞	4 x ⅝	3	2	3	8	6.00	1085	5000
60	3¾ x 12	4 x ⅝	4 x ⅝	3	2	3	8	*	1500	7000
61	4 x 12	4 x ¾	4 x ¾	3	2	3	8	*	1575	7500
62	4¼ x 12½	4 x ¾	4 x ¾	3	2	3	8	*	1650	8500


*3¾ x 12, 4 x 12 and 4¼ x 12½ are made with steel skeins only.

For prices of brakes, see page 50.

For prices of special sizes of tire, see page 58.

Weights and prices are for gears with drop tongue. For stiff tongue add \$4.00 to the price and 50 pounds to the weight.

When ordering, please refer to instructions on page 63.



CALIFORNIA HEADER TRUCK GEAR. STEEL SKEINS OR CONCORD STEEL AXLES

CALIFORNIA HEADER TRUCK GEARS CONCORD STEEL AXLES.


No.	Size of Axles		Size of Tires		Height of Wheels				Weight	Estimated Capacity on Good Roads	Price
	Front	Rear	Front	Rear	Front		Rear				
	Inches	Inches	Inches	Inches	Ft.	In.	Ft.	In.	Lbs.	Lbs.	
63	1½ x 8½	1⅝ x 8½	2½ x ⅝	2½ x ⅝	3	0	3	6	800	2500
64	1⅝ x 8½	1¾ x 8½	3 x ⅝	3 x ⅝	3	0	3	6	870	3000
65	1¾ x 9½	1⅞ x 9½	3 x ⅝	3 x ⅝	3	0	3	6	935	4000
66	1⅞ x 10½	2 x 10½	4 x 1⅞	4 x ⅝	3	2	3	8	1130	5000
67	2 x 10½	2⅝ x 10½	4 x 1⅞	4 x ⅝	3	2	3	8	1155	5500
68	2¼ x 11½	2⅞ x 11½	4 x ¾	4 x ¾	3	2	3	8	1495	7000
69	2½ x 12	2⅞ x 12	4 x ¾	4 x ¾	3	2	3	8	1640	8500

For prices of brakes, see page 50.

For prices of special sizes of tire, see page 58.

Weights and prices of all sizes smaller than 2¼ are for gears with drop tongue. For stiff tongue add \$4.00 to price and 50 pounds to weight.

When ordering, please refer to instructions on page 63.



KANSAS CITY LUMBER GEARS WITH OREGON ROLLERS AND BARS

These gears are made with steel skeins, and are furnished with square front hounds, 11-foot slip reach, bolster standards ironed off square across the top and fitted with lumber loops for extra lumber stakes.

Wheels 3 feet 8 inches and 4 feet 6 inches.

Prices furnished on application.

IMPROVED GEORGIA WAGONS STEEL SKEINS OR CONCORD STEEL AXLES.

No.	Style	Size of Skein or Axle	Height of Wheels		Size of Tire	Size of Bed		Weight of Wagon with Single Bed and Seat	Weight of Gear only	Price of Wagon with Single Bed and Seat	Price of Gear only	Extra for Top Box	Extra for Coach Brake	Extra for Oregon Brake	Capacity Lbs.
			Front	Rear		Length	Depth								
		Inches	Ft. In.	Ft. In.	Inches	Feet	Inches	Lbs.	Lbs						
70	Steel Skein	2½ x 7½	3 8	4 2	1¼ x 17/8	9	9	632	425	\$4.00	\$6.00	\$9.00	1500
71	Steel Axles	1¾ x 7	3 8	4 2	1¼ x 17/8	9	9	612	405	4.00	6.00	9.00	1500


Our "Improved Georgia Wagon" is intended to take the place of the old style Democrat Wagon. It is lighter, a trifle cheaper, and makes a first class Market Wagon for one horse.

Unless otherwise ordered, the Georgia Wagon is furnished with the seat resting on the wagon bed.

If so wanted we can furnish this wagon with pole, doubletrees and neckyoke instead of shafts at an extra charge of \$3.00.


Single Bed, 9 feet long by 9 inches deep, \$15.00

When ordering, please refer to the instructions on page 63.




IMPROVED GEORGIA WAGON, SINGLE BED, COACH BRAKE,
STEEL SKEINS OR CONCORD STEEL AXLES

For price and description, see page 31



IMPROVED GEORGIA WAGON. DOUBLE BED, OREGON BRAKE,
STEEL SKEINS OR CONCORD STEEL AXLES

For price and description, see page 31




BAIN LOG TRUCK, STEEL SKEINS

STEEL SKEIN LOG TRUCKS

No.	Size of Skein	Size of Tires		Height of Wheels				Weight	Capacity	Price
		Front	Rear	Front		Rear				
	Inches	Inches	Inches	Ft.	In.	Ft.	In.	Lbs.	Lbs.	
72	3½ x 11	4 x ⅝	4 x ¾	3	7	3	8	1800	5000
73	3¾ x 12	4 x ¾	4 x 1	3	7	3	8	2250	7000
74	4 x 12	4 x ¾	4 x 1	3	7	3	8	2300	8000
75	4¼ x 12½	5 x 1	5 x 1	3	7	3	8	3100	10000
76	4½ x 13	5 x 1	5 x 1	3	7	3	8	3200	12000

Above prices include brake, drop tongue with doubletrees, neckyoke and staychains, or we can fit the trucks with stiff tongues and tongue chains if wanted. We can also furnish them with wheels 3 feet 4 inches in height, with iron bunk caps turned up at the end, and with round or square holes in the bunks about 8 inches from outside edge and just under the bunk caps to receive side rails. Prices for these special features will be furnished upon application.

When ordering, please refer to instructions on page 63.



CITY TEAMING GEAR, CHICAGO STYLE. STEEL SKEINS

CITY TEAMING GEARS STEEL SKEINS, CHICAGO STYLE.

No.	Size of Skein	Size of Tires		Height of Wheels				Weight	Capacity	Price
		Front	Rear	Front		Rear				
	Inches	Inches	Inches	Ft.	In.	Ft.	In.	Lbs.	Lbs.	
77	3½ x 11	2 x ¾	2 x ¾	3	2	4	5	1140	5000
78	3¾ x 12	2¼ x ⅞	2¼ x ⅞	3	2	4	5	1410	7000
79	4 x 12	2½ x 1	2½ x 1	3	2	4	5	1530	8000
80	4¼ x 12½	2½ x 1	2½ x 1	3	2	4	5	1580	10000

Prices named above include gears with steel skeins, solid reach and extension reach. Standards are fitted with heavy loops for the extra lumber stakes. All ironwork is extra heavy. Front gear is fitted with drop hounds and circle swaybar which allows the wheels to turn under until they strike the reach without binding or straining the reach. These gears are specially adapted to hauling heavy loads on paved streets and are made to run in street car tracks when furnished with tires as specified above.

Lumber stakes, per set of four, \$3.00.

THE BAIN



THE BAIN FREIGHT WAGON. STEEL SKEINS OR CONCORD STEEL AXLES
CALIFORNIA BRAKE

STEEL SKEIN FREIGHT WAGONS

No.	Size of Skein	Height of Wheels		Size of Tires		Capacity	Weight with California Brake and Freight Bed	Length of Bed		Depth of Bed	Price of Gear only	Price with California Brake and Freight Bed
		Front	Rear	Front	Rear			Ft.	In.			
	Inches	Ft. In.	Ft. In.	Inches	Inches	Lbs.	Lbs.	Ft.	In.	Inches		
81	3½ x 11	3 8	4 6	1¾ x ¾	1¾ x ¾	5000	1600	12	0	34
82	3¾ x 12	3 8	4 6	2¼ x 7/8	2¼ x 1	7000	2050	12	0	38
83	4 x 12	3 8	4 6	2½ x 7/8	2½ x 1	7500	2200	12	0	40
84	4¼ x 12½	3 8	4 6	2½ x 1	2½ x 1	8500	2300	12	6	44

For prices of brakes, see page 50.


For prices of special sizes of tire, see pages 56 and 57.

FREIGHT WAGON BEDS

Length		Depth	Widths				Weight Wide Track	Price
			Wide Track		Narrow Track			
Ft.	In.	Inches	Ft.	In.	Ft.	In.	Lbs.	
12	0	34	3	6	3	2	550
12	0	38	3	8	3	2	570
12	0	40	3	8	3	2	590
12	6	44	3	8	3	2	620

Special sizes of beds made to order. Prices furnished on application.
When ordering, please refer to instructions on page 63.

THE BAIN



THE BAIN ORE OR QUARTZ GEAR. STEEL SKEINS OR CONCORD STEEL AXLES

STEEL SKEIN ORE GEARS

No.	Size of Skein	Size of Tires		Height of Wheels				Weight	Capacity	Price
		Front	Rear	Front		Rear				
	Inches	Inches	Inches	Ft.	In.	Ft	In.	Lbs.	Lbs.	
85	3½ x 11	2¼ x ⅞	2¼ x 1	3	8	4	6	1700	4000
86	3¾ x 12	2¼ x 1	2¼ x ¾ & 1	3	8	4	6	1950	5000
87	4 x 12	2½ x 1	2½ x ¾ & 1	3	8	4	6	2050	6500
88	4¼ x 12½	2½ x 1	2½ x ¾ & 1	3	8	4	6	2200	9000

Prices named above include Brake Roller and Bar.

For prices of complete brakes or brake parts, see page 50.

For prices of special sizes of tire, see pages 56, 57 and 60.

We make a special heavy and strong Ore Wagon bed to fit the above gears, and will be pleased to quote prices on application.

When ordering, please refer to instructions on page 63.

THE BAIN



BAIN RAILROAD DUMP CART

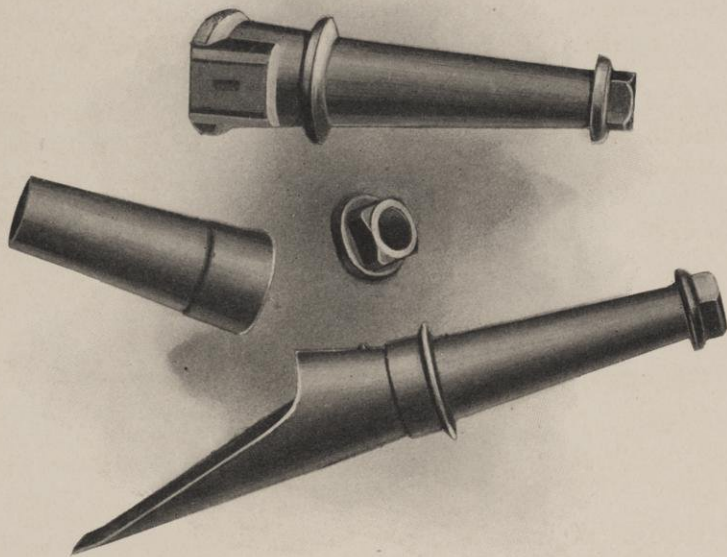
ONE-HORSE RAILROAD DUMP CARTS STEEL SKEINS.

No.	Size of Skein	Size of Tire	Height of Wheels		Size of Bed, Inside					Weight	Capacity	Price
					Length		Depth	Average Width				
	Inches	Inches	Ft.	In.	Ft.	In.	Inches	Ft.	In.	Lbs.	Lbs.	
89	3 x 9	3 x ½	4	6	5	7	13	3	6	700	1500
90	3¼ x 10	3 x ½	4	6	5	7	13	3	6	750	2000
91	3½ x 11	3 x ¾	4	6	5	7	13	3	6	800	2500

Prices named above are for Dump Carts fitted with Steel Skeins. We can furnish them with Cast Skeins or with Steel Axles if wanted.

For prices of special sizes of tire, refer to page 56.

When ordering, please refer to instructions on page 63.



SKEINS AND PARTS


STEEL SKEINS, CAST SKEINS, SKEIN BOXES and SKEIN NUTS

	2¼ x 7	2½ x 7½	2½ x 8	2¾ x 8½	3 x 9	3¼ x 10	3½ x 11	3¾ x 12	4 x 12	4¼ x 12½	4½ x 13
Steel Skeins and Boxes, per set.....	\$....	\$ 7.70	\$ 7.85	\$ 8.40	\$ 8.75	\$10.25	\$11.50	\$13.50	\$16.25	\$17.50	\$24.50
Cast Skeins and Boxes, per set	2.40	3.00	3.30	3.75	4.50	6.80	7.20
Boxes for Steel or Cast Skeins, per set	.80	.95	1.00	1.10	1.25	1.50	1.80	2.40	3.00	3.25	4.50
Skein nuts, per set....	.80	.80	.80	.80	.80	1.00	1.00	1.20	1.20	1.60	1.80
Axles with Steel Skeins and Boxes, per pair.....	14.70	14.85	15.90	16.25	18.25	20.00	23.50	26.75	29.00
Axles with Cast Skeins and Boxes, per pair.....	8.50	9.00	9.80	10.25	11.50	13.00

CONCORD STEEL AXLES, BOXES and NUTS

Price Each	1½ x 7	1½ x 8½	1½ x 8½	1¾ x 8½	1¾ x 9½	1¾ x 9½	1¾ x 10½	2 x 10½	2½ x 10½	2¼ x 11½	2¾ x 11½	2½ x 12	2¾ x 12
Steel Axles and Boxes .	\$6.20	\$7.70	\$9.10	\$10.20	\$10.60	\$12.80	\$13.10	\$14.40	\$16.50	\$19.40	\$21.00	\$22.60	\$25.80
Axle boxes.	.40	.60	.65	.80	.90	.95	1.00	1.15	1.25	1.50	1.65	1.80	2.00
Axle Nuts..	.25	.35	.35	.40	.40	.45	.45	.55	.70	.85	.95	1.00	1.10

THE BAIN



BED BRAKE AND FARM GEAR BRAKE FOR STANDARD WAGONS


Bed Brake for $2\frac{1}{2}$ to $3\frac{1}{2}$ Wagons.

Farm Gear Brake for $2\frac{1}{2}$ to $3\frac{1}{4}$ Wagons.


Bed brake, complete, cast ratchet.....	\$4.50	Gear brake, complete, cast ratchet.....	\$8.50
Hurlbut locks, complete.....	1.20	Gear brake, complete, wrought ratchet.....	9.50
Side rod.....	.40	Roller and bars, complete.....	6.50
Long bar or lever.....	.50	Wrought ratchet, lever, stud, side rods and {	
Short bar with clamps, per pair.....	1.20	side straps.....	3.00
Brake blocks, per pair.....	.30	Wrought ratchet, with bolts.....	1.00
Straps to support bars (R. or L.), per set of 4..	1.20	Wrought foot lever.....	1.00
Draw irons, per set of 4.....	.20	Stud or S iron, with nut and bolts.....	.20
Brake block clamps, per pair.....	.30	Side rod used with Hurlbut lock.....	.70
Hurlbut ratchet.....	.50	Side rod used with wrought ratchet.....	1.00
Hurlbut lever.....	.50	Side straps or hooks, with bolts, per pair.....	.40
Whip-socket.....	.10	$1\frac{1}{4}$ -inch roller with staples and bolts.....	3.00
Coil spring.....	.10	Staples and bolts to hang roller, per pair.....	.30
		Lower fork or short draw rod.....	.80
		Long bar, complete with clamps.....	1.80
		Brake block clamps, per pair.....	.40
		Brake blocks, per pair.....	.40
		Short bar, complete with hangers.....	1.60
		Hangers for short bar.....	.80

Bed brake for Standard wagons, for illustrations see pages 4 and 46.

Farm gear brake for Standard wagons, for illustrations see pages 6 and 48.



THE BAIN FARM GEAR BRAKE




THE BAIN CALIFORNIA BRAKE

OREGON AND CALIFORNIA BRAKES

	2½"	2¾"	3"	3¼"	3½"	3¾"	4"	4¼"
REGULAR SIZE OF BRAKE ROLLER.....	1½"	1⅞"	1¼"	1⅜"	1½"	1⅝"	1¾"	2"
Oregon brake, complete.....	\$10.50	\$10.50	\$11.00	\$12.20	\$13.50	\$17.00	\$18.00	\$23.50
California brake, complete.....	9.50	9.50	10.00	11.20	12.50	15.50	16.50	21.50
Oregon brake roller and bars.....	7.50	7.50	8.00	9.00	10.00	12.50	13.50	17.00
California brake roller, bar and bed hangers.....	6.50	6.50	7.00	8.00	9.00	11.00	12.00	15.00
Ratchet, lever, stud, side rod and side straps.....	3.00	3.00	3.00	3.20	3.50	4.50	4.50	6.50
Regular roller with clips for attaching same.....	4.00	4.00	4.50	5.00	6.00	7.00	8.00	9.50
Extra charge for reversible roller.....	1.00	1.00	1.00	1.00	1.00	1.00	1.00	1.00
Wrought ratchet and bolts.....	1.00	1.00	1.00	1.00	1.10	1.30	1.30	1.50
Wrought foot lever.....	1.00	1.00	1.00	1.00	1.10	1.40	1.40	1.60
Stud or S iron, nut and bolts.....	.20	.20	.20	.20	.20	.35	.35	.35
Side rod or long draw rod.....	1.00	1.00	1.00	1.20	1.30	2.00	2.00	2.60
Side straps or hooks, with bolts, per pair.....	.40	.40	.40	.40	.40
Side straps that hook over lower bed, with bolts, per pair.....	.50	.50	.50	.60	.60	.80	.80	1.00
Bed hangers for California brake, per pair.....	1.10	1.10	1.10	1.50	1.50	2.00	2.00	2.60
Long bar, complete with clamps.....	1.80	1.80	1.80	2.00	2.00	2.50	2.50	3.00
Brake block clamps, per pair.....	.40	.40	.40	.40	.40	.60	.60	.60
Brake blocks, per pair.....	.40	.40	.40	.50	.50	.60	.60	.80
Short bar, complete with hangers.....	1.60	1.60	1.60	1.90	1.90	2.70	2.70	3.60
Hangers for short bar, per set.....	.80	.80	.80	1.00	1.00	1.50	1.50	2.00
Clips for attaching short bar, per pair.....	.20	.20	.20	.25	.25	.30	.30	.30
Lower fork, or short draw rod and pins.....	1.00	1.00	1.00	1.20	1.20	1.60	1.60	2.00
Axle clips, each.....	.30	.30	.30	.40	.40	.50	.50	.60
Key bolts and keys, each.....	.10

For illustrations see pages 10, 16, 20, 49 and 51.



THE BAIN OREGON BRAKE

BEDS FOR STANDARD FARM WAGONS

WIDTH.....	Narrow Track, 3' 2"					Wide Track, 3' 6"				
LENGTH.....	10' 6"	10' 6"	10' 6"	10' 6"	10' 6"	10' 6"	10' 6"	10' 6"	10' 6"	10' 6"
Double box, depth.....	26"	26"	26"	28"	32"	25"	26"	26"	27"	28"
Double box, complete.....	\$21.00	\$21.00	\$21.00	\$22.00	\$24.00	\$20.50	\$21.00	\$21.00	\$21.50	\$22.00
Lower box, depth.....	13"	14"	15"	16"	16"	13"	13"	15"	16"	16"
Lower box, complete.....	\$14.00	\$14.50	\$15.00	\$15.50	\$15.50	\$14.00	\$14.00	\$15.00	\$15.50	\$15.50
Bottom with rub-irons.....	5.00	5.00	5.00	5.00	5.00	5.00	5.00	5.00	5.00	5.00
Lower side, R. or L., each.....	4.20	4.40	4.60	4.80	4.80	4.20	4.20	4.60	4.80	4.80
Lower front endgate with footboard..	1.50	1.60	1.70	1.80	1.80	1.50	1.50	1.70	1.80	1.80
Lower hind endgate, plain.....	.80	.90	.90	1.00	1.00	.80	.80	.90	1.00	1.00
Lower hind endgate, patent.....	1.50	1.60	1.70	1.80	1.80	1.50	1.50	1.70	1.80	1.80
Top box, depth.....	13"	12"	11"	12"	16"	12"	13"	11"	11"	12"
Top box, complete.....	\$ 7.00	\$6.50	\$6.00	\$6.50	\$8.50	\$6.50	\$7.00	\$6.00	\$6.00	\$6.50
Top box, sides only, R. or L., each...	3.00	2.80	2.60	2.80	3.80	2.80	3.00	2.60	2.60	2.80
Top endgates, front or hind.....	.90	.80	.70	.80	1.00	.80	.90	.70	.70	.80
Tip top box, depth.....	7"	8"	9"	10"	12"	7"	8"	9"	10"	12"
Tip top box, complete.....	\$ 4.50	\$4.80	\$5.20	\$5.60	\$6.60	\$4.50	\$4.80	\$5.20	\$5.60	\$6.60
Tip top sides, R. or L., each.....	2.00	2.10	2.30	2.50	2.90	2.00	2.10	2.30	2.50	2.90
Tip top endgates, front or hind.....	.50	.60	.60	.70	.80	.50	.60	.60	.70	.80

BEDS FOR MOUNTAIN WAGONS

LENGTH.....	OREGON STYLE			SALT LAKE & COLORADO STYLE				
	10'	10' 6"	11'	10'	10' 6"	10' 6"	11'	12'
Double box, depth	22"	23"	24"	21"	26"	26"	26"	28"
Double box, complete.....	\$19.00	\$20.00	\$21.00	\$19.50	\$22.00	\$22.00	\$22.50	\$24.00
Lower box, depth	14"	15"	16"	12"	15"	16"	16"	16"
Lower box, complete.....	\$15.00	\$15.80	\$16.60	\$14.50	\$16.00	\$16.50	\$16.80	\$17.50
Bottom with rub-irons.....	4.80	5 00	5.20	5.10	5.30	5.30	5.50	5 90
Lower side only, R. or L.....	4.40	4.70	5.00	3.90	4.60	4.80	4.90	5.10
Lower front endgate with footboard and jockey box.	3.00	3.10	3.20	2.70	2.90	3.00	3.00	3.00
Lower hind endgate, plain.....	.90	.90	1.00	.80	.90	1.00	1.00	1.00
Top box, depth.....	8"	8"	8"	9"	11"	10"	10"	12"
Top box, complete.....	\$4.00	\$4.20	\$4.40	\$5.00	\$6.00	\$5.50	\$5.70	\$6.50
Top box, sides only, R. or L.....	2.00	2.10	2.20	2.10	2.60	2.40	2 50	3.00
Top front endgates.....60	.70	.70	.70	.80
Top hind endgates.....	.60	.60	.60	.60	.70	.70	.70	.80

WAGON BED PARTS

Box Rods, $\frac{3}{8}$ ", 20c ;	\$.25	Feed boxes and bolts.....	\$1.20
Rub-irons, with bolts, per pair.....	.40	Jockey boxes	1.20
Side braces, with bolts and nuts, each.....	.20	Crossbars under bottom, long.....	.50
Top box-fasteners, per set.....	.40	Crossbars under bottom, short.....	.40
Anti-spreader chains, per set.....	.40	Box straps with nuts, per set of 8.....	1.60
Metal grain cleats attached to bed.....	1.00	Box strap nuts, each04
Bow staples, per set of 20 pieces.....	.50	Extra for water barrel racks.....	1 00
Extra for boot beds.	3.00	Extra for seat on standards.....	.50

CALIFORNIA DOUBLE BEDS AND PARTS OF SAME BEDS MADE STAKE RACK STYLE.

LENGTH OF BED.....	10'	10' 6"	11'	12'
DEPTH OF TOP BOX.....	10"	10"	10"	12"
DEPTH OF LOWER BOX.....	13"	15"	16"	16"
Double bed, complete with 3-leaf spring seat, jockey box and brake-irons for bed.....	\$29 50	\$30.75	\$32.00	\$34.50
Weight of complete bed as above.....	360 lbs.	385 lbs.	420 lbs.	495 lbs.
Bottom with rub-irons.....	\$5.10	\$5.30	\$5.50	\$5.90
Lower sides with seat-risers, R. or L., each.....	5.20	5.70	6.00	6.20
Front endgate, with footboard and jockey box.....	3.50	3.60	3.70	3.90
Lower hind endgate, plain.....	.80	.90	1.00	1.00
Top box sides, R. or L., each.....	2.00	2.10	2.20	2.70
Top hind endgate.....	.70	.70	.70	.80

For illustration, see page 20.

CALIFORNIA STAKE RACK BEDS AND PARTS OF SAME

LENGTH OF BED.....	10'	10' 6"	11'	12'	14'	16'
DEPTH OF TOP BOX.....	11"	12"	12"	13"	14"	15"
DEPTH OF LOWER BOX.....	7"	7"	7"	8"	9"	9"
Rack bed, complete with 3-leaf spring seat, jockey box and brake-irons for bed.....	\$33.50	\$34.25	\$36.00	\$38.00	\$43.00	\$49.00
Weight of complete bed as above.....	400 lbs.	420 lbs.	440 lbs.	490 lbs.	550 lbs.	590 lbs.
Bottom with rub-irons.....	\$5.20	\$5.40	\$5.60	\$6.00	\$7.00	\$8.00
Side rails with seat-risers R. or L., each.....	6 00	6.25	6.50	7 00	8.00	9.00
Front endgate with footboard and jockey box.....	3.20	3.30	3.30	3.40	3.50	3.60
Hind endgate (one piece).....	1.30	1.30	1.30	1.40	1.50	1.60
Top box sides, R. or L.....	2.60	2.80	3.00	3.40	4.20	5.00
Clips for side rails, each.....	50c					

For illustration, see page 22.

PRICE LIST OF WHEELS FOR COMMON FARM WAGONS REGULAR HEIGHT WHEELS.

SIZE.....	2½ x 8		SET	2¾x8½ and 3x9		SET	3¼ x 10		SET	3½ x 11		SET
	FRONT	HIND		FRONT	HIND		FRONT	HIND		FRONT	HIND	
HEIGHT.....	3 feet 8 inches	4 feet 6 inches		3 feet 8 inches	4 feet 6 inches		3 feet 8 inches	4 feet 6 inches		3 feet 8 inches	4 feet 6 inches	
TIRE—REGULAR SIZE.....	1¾ x ½			1½ x ⅝			1⅝ x ⅝			1¾ x ¾		
With Regular Tire.....	\$ 8.00	\$ 9.00	\$34.00	\$ 8.90	\$10.10	\$38.00	\$ 9.30	\$10.70	\$40.00	\$10.70	\$12.30	\$46.00
" 1½ x ⅝ "	8.50	9.60	36.20									
" 1½ x ¾ "				9.30	10.50	39.60						
" 1½ x ⅝ "				9.05	10.30	38.70						
" 1½ x ¾ "							9.70	11.15	41.70			
" 1¾ x ¾ "							9.90	11.35	42.50			
" 2 x ½ "	8.80	9.90	37.40									
" 2 x ⅝ "	9.05			9.45			9.70					
" 2 x ¾ "	9.30	10.50	39.60	9.70	11.00	41.40	9.95	11.40	42.70			
" 2 x ¾ "							10.45	12.00	44.90			
" 2 x ⅞ "										11.25	12.95	48.40
" 2¼ x ⅝ "	9.70	11.00	41.40	10.10	11.50	43.20	10.35	11.90	44.50	11.75	13.55	50.60
" 2¼ x ¾ "							10.95	12.60	47.10	11.15	12.85	48.00
" 2½ x ⅝ "	9.80	11.10	41.80	10.20	11.60	43.60	10.45	12.00	44.90	11.75	13.55	50.60
" 2½ x ¾ "				10.80	12.30	46.20	11.05	12.70	47.50			
" 2½ x ⅞ "							11.65	13.40	50.10	11.85	13.65	51.00
" 3 x ½ "				11.00	12.60	47.20	11.25	13.00	48.50	12.45	14.35	53.60
" 3 x ⅝ "							12.10	13.95	52.10	12.05	13.95	52.00
" 3 x ¾ "										12.90	14.90	55.60
" 3 x ⅞ "										13.75	15.85	59.20
" 3½ x ⅝ "				11.90	13.60	51.00	12.15	14.00	52.30	12.95	14.95	55.80
" 3½ x ¾ "							13.05	15.10	56.30	13.85	16.05	59.80
" 3½ x ⅞ "										14.75	17.15	63.80
" 4 x ⅝ "				11.55	13.15	49.40						
" 4 x ¾ "				12.65	14.45	54.20	12.90	14.85	55.50	13.70	15.80	59.00
" 4 x ⅞ "							14.00	16.15	60.30	14.80	17.10	63.80
" 4 x ¾ "										15.90	18.40	68.60

For price of truck, half truck or medium height wheels, see pages 57, 58 and 59.

PRICE LIST OF WHEELS FOR WESTERN, OR MOUNTAIN WAGONS REGULAR HEIGHT WHEELS.

SIZE	2½ x 8		SET	2½ x 8½ and 3 x 9		SET	3¼ x 10		SET	3½ x 11		SET
HEIGHT	FRONT 3 feet 8 inches	HIND 4 feet 6 inches		FRONT 3 feet 8 inches	HIND 4 feet 6 inches		FRONT 3 feet 8 inches	HIND 4 feet 6 inches		FRONT 3 feet 8 inches	HIND 4 feet 6 inches	
TIRE—REGULAR SIZE	1¾ x ½			1½ x ¾			1¾ x ¾			1¾ x ¾		
With Regular Tire	\$ 8.50	\$ 9.50	\$36.00	\$ 9.40	\$10.60	\$40.00	\$10.25	\$11.75	\$44.00	\$11.20	\$12.80	\$48.00
1½ x ¾	9.00	10.10	38.20									
1½ x ¾				9.80	11.00	41.60						
1½ x ¾				9.55	10.80	40.70						
1½ x ¾				9.95	11.25	42.40						
1½ x ¾								12.20				
1½ x ¾				10.15	11.45	43.20	10.45	11.95	44.80			
1½ x ¾								12.45			13.30	
2 x 1½	9.30	10.40	39.40	9.95			10.25					
2 x 1½	9.55			10.20	11.50	43.40	10.50	12.00	45.00			
2 x 1½	9.80	11.00	41.60	10.70	12.10	45.60	11.00	12.60	47.20	11.75	13.45	50.40
2 x 1½							11.50	13.20	49.40	12.25	14.05	52.60
2½ x 1½				10.60	12.00	45.20	10.90	12.50	46.80	11.65	13.35	50.00
2½ x 1½	10.20	11.50	43.40	11.20	12.70	47.80	11.50	13.20	49.40	12.25	14.05	52.60
2½ x 1½										12.85		
2½ x 1½											15.45	
2½ x 1½	10.30	11.60	43.80	10.70	12.10	45.60	11.00	12.60	47.20			
2½ x 1½				11.00			11.30			12.05		
2½ x 1½				11.30	12.80	48.20	11.60	13.30	49.80	12.35	14.15	53.00
2½ x 1½				11.90	13.50	50.80	12.20	14.00	52.40	12.95	14.85	55.60
2½ x 1½								14.70		13.55	15.55	58.20
2½ x 1½											16.25	
3 x 1½				11.50	13.10	49.20						
3 x 1½				12.35	14.05	52.80	12.65	14.55	54.40			
3 x 1½							13.50	15.50	58.00	14.25	16.35	61.20
3 x 1½								16.45		15.10	17.30	64.80
3½ x 1½				12.40	14.10	53.00	12.70	14.60	54.60	13.45	15.45	57.80
3½ x 1½				13.30	15.20	57.00	13.60	15.70	58.60	14.35	16.55	61.80
3½ x 1½							14.50	16.80	62.60	15.25	17.65	65.80
3½ x 1½										16.15	18.75	69.80
4 x 1½				13.15	14.95	56.20	13.45	15.45	57.80	14.20	16.30	61.00
4 x 1½				14.25	16.25	61.00	14.55	16.75	62.60	15.30	17.60	65.80
4 x 1½										16.40	18.90	70.60
5 x 1½							16.70	19.30	72.00	17.45	20.15	75.20
5 x 1½										18.85	21.75	81.20
6 x 1½							16.90	19.50	72.80	17.65	20.35	76.00
6 x 1½										19.35	22.35	83.40

PRICE LIST OF WHEELS FOR WESTERN, OR MOUNTAIN WAGONS REGULAR HEIGHT WHEELS.

SIZE.....	3 3/4 x 12			4 x 12			4 1/4 x 12 1/2			4 1/2 x 13		
HEIGHT	FRONT 3 feet 8 inches	HIND 4 feet 6 inches	SET	FRONT 3 feet 8 inches	HIND 4 feet 6 inches	SET	FRONT 3 feet 8 inches	HIND 4 feet 6 inches	SET	FRONT 3 feet 8 inches	HIND 4 feet 6 inches	SET
TIRE—REGULAR SIZE.....	2 1/4 x 7/8 and 1			2 1/2 x 7/8 and 1			2 1/2 x 1			3 x 7/8		
With Regular Tire	\$14.50	\$17.50	\$64.00	\$15.90	\$19.10	\$70.00	\$18.20	\$20.80	\$78.00	\$21.20	\$24.80	\$92.00
" 2 1/2 x 3/4	14.60	16.90	63.00
" 2 1/2 x 7/8	15.20	17.60	65.60
" 2 1/2 x 1	15.80	18.30	68.20
" 3 x 3/4	15.90	18.40	68.60	16.60	19.20	71.60	18.30	20.90	78.40
" 3 x 7/8	16.75	19.35	72.20	17.45	20.15	75.20	19.15	21.85	82.00
" 3 1/2 x 3/4	16.90	19.70	73.20	17.60	20.50	76.20	19.30	22.20	83.00	21.35	25.15	93.00
" 3 1/2 x 7/8	17.80	20.80	77.20	18.50	21.60	80.20	20.20	23.30	87.00	22.25	26.25	97.00
" 4 x 3/8	16.95	19.65	73.20	17.65	20.45	76.20	19.35	22.15	83.00
" 4 x 3/4	18.05	20.95	78.00	18.75	21.75	81.00	20.45	23.45	87.80	22.50	26.40	97.80
" 4 x 1	20.25	23.55	87.60	20.95	24.35	90.60	22.65	26.05	97.40	24.70	29.00	107.40
" 4 x 1 1/2	19.10	22.20	82.60	19.80	23.00	85.60
" 5 x 3/8	20.50	23.80	88.60	21.20	24.60	91.60	22.90	26.30	98.40	24.95	29.25	108.40
" 5 x 3/4	21.90	25.40	94.60	22.60	26.20	97.60	24.30	27.90	104.40	26.35	30.85	114.40
" 6 x 1	21.00	24.40	90.80	21.70	25.20	93.80
" 6 x 3/8	22.70	26.40	98.20	23.40	27.20	101.20	25.10	28.90	108.00	27.15	31.85	118.00

MEDIUM HEIGHT WHEELS

SIZE.....	2 3/4 x 8 1/2 and 3 x 9			3 1/4 x 10			3 1/2 x 11			3 3/4 x 12		
HEIGHT	FRONT 3 feet 4 inches	HIND 4 feet 2 inches	SET	FRONT 3 feet 4 inches	HIND 4 feet 2 inches	SET	FRONT 3 feet 4 inches	HIND 4 feet 2 inches	SET	FRONT 3 feet 4 inches	HIND 4 feet 2 inches	SET
TIRE—REGULAR SIZE.....	1 1/2 x 5/8			1 5/8 x 3/4			1 3/4 x 3/4			2 1/4 x 7/8 and 1		
With Regular Tire	\$ 9.40	\$10.60	\$40.00	\$10.25	\$11.75	\$44.00	\$11.20	\$12.80	\$48.00	\$14.50	\$17.50	\$64.00
" 3 x 1/2	11.40	13.00	48.80
" 3 x 3/8	12.30	14.30	53.20
" 3 x 3/4	13.65	15.95	59.20	15.30	18.00	66.60

HEADER TRUCK WHEELS

SIZE.....	2½ x 8½ and 3 x 9		SET	3½ x 10		SET	3½ x 11		SET
	FRONT	HIND		FRONT	HIND		FRONT	HIND	
HEIGHT.....	3 feet	3 feet 6 inches		3 feet	3 feet 6 inches		3 feet	3 feet 6 inches	
With 2½ x ¾ Tire.....	\$10.90	\$12.25	\$46.30	\$11.20	\$12.75	\$47.90	\$11.95	\$13.60	\$51.10
“ 2½ x ¾ “.....				11.70	13.30	50.00	12.45	14.15	53.20
“ 3 x ¾ “.....	11.45	12.85	48.60	11.75	13.35	50.20	12.50	14.20	53.40
“ 3 x ¾ “.....				12.30	14.00	52.60	13.05	14.85	55.80
HEIGHT.....	3 feet 2 inches	3 feet 8 inches		3 feet 2 inches	3 feet 8 inches		3 feet 2 inches	3 feet 8 inches	
With 3½ x ½ Tire.....	\$11.80	\$13.20	\$50.00	\$12.10	\$13.70	\$51.60	\$12.85	\$14.55	\$54.80
“ 3½ x ½ “.....				12.80	14.50	54.60	13.55	15.35	57.80
“ 4 x ¾ “.....	11.50	12.70	48.40	11.80	13.20	50.00			
“ 4 x ¾ “.....	12.40	13.80	52.40	12.70	14.30	54.00	13.45	15.15	57.20
“ 4 x ¾ “.....	12.85			13.15			13.90		
“ 4 x ¾ “.....	13.30	14.90	56.40	13.60	15.40	58.00	14.35	16.25	61.20
“ 5 x ¾ “.....				14.70	16.60	62.60	15.45	17.45	65.80
“ 5 x ¾ “.....				16.00	18.10	68.20	16.75	18.95	71.40
SIZE.....	3¾ x 12		SET	4 x 12		SET	4¾ x 12½		SET
	FRONT	HIND		FRONT	HIND		FRONT	HIND	
HEIGHT.....	3 feet	3 feet 6 inches		3 feet	3 feet 6 inches		3 feet	3 feet 6 inches	
With 2½ x ¾ Tire.....	\$14.10	\$16.20	\$60.60	\$14.80	\$17.00	\$63.60	\$16.50	\$18.70	\$70.40
“ 3 x ¾ “.....	14.70	16.90	63.20	15.40	17.70	66.20	17.10	19.40	73.00
HEIGHT.....	3 feet 2 inches	3 feet 8 inches		3 feet 2 inches	3 feet 8 inches		3 feet 2 inches	3 feet 8 inches	
With 3½ x ¾ Tire.....	\$15.90	\$18.20	\$68.20	\$16.60	\$19.00	\$71.20	\$18.30	\$20.70	\$78.00
“ 4 x ¾ “.....	15.55			16.25			17.95		
“ 4 x ¾ “.....	16.00	18.30	68.60	16.70	19.10	71.60	18.40	20.80	78.40
“ 4 x ¾ “.....	16.90	19.40	72.60	17.60	20.20	75.60	19.30	21.90	82.40

HALF TRUCK WHEELS

SIZE	2½ x 8½ and 3 x 9		SET	3¼ x 10		SET	3½ x 11		SET
	FRONT	HIND		FRONT	HIND		FRONT	HIND	
HEIGHT	3 feet 4 inches	3 feet 10 inches		3 feet 4 inches	3 feet 10 inches		3 feet 4 inches	3 feet 10 inches	
With 3 x ⅝ Tire	\$12.00	\$13.40	\$50.80	\$12.30	\$13.90	\$52.40	\$13.05	\$14.75	\$55.60
“ 3 x ¾ “	12.90	14.60	55.00	13.65	15.45	58.20
“ 4 x ½ “	12.60	14.10	53.40	12.90	14.60	55.00	13.65	15.45	58.20
“ 4 x ⅞ “	13.10	13.40	14.15
“ 4 x ⅝ “	13.60	15.20	57.60	13.90	15.70	59.20	14.65	16.55	62.40
“ 5 x ½ “	16.30	18.30	69.20	17.05	19.15	72.40
“ 5 x ⅝ “	18.35	20.65	78.00

SIZE	3¾ x 12		SET	4 x 12		SET	4¼ x 12½		SET
	FRONT	HIND		FRONT	HIND		FRONT	HIND	
HEIGHT	3 feet 4 inches	3 feet 10 inches		3 feet 4 inches	3 feet 10 inches		3 feet 4 inches	3 feet 10 inches	
With 3 x ¾ Tire	\$15.30	\$17.50	\$65.60	\$16.00	\$18.30	\$68.60	\$17.70	\$20.00	\$75.40
“ 4 x ⅞ “	15.80	16.50	18.20
“ 4 x ⅝ “	16.30	18.60	69.80	17.00	19.40	72.80	18.70	21.10	79.60
“ 5 x ½ “	18.70	21.20	79.80	19.40	22.00	82.80	21.10	23.70	89.60
“ 5 x ⅝ “	20.00	22.70	85.40	20.70	23.50	88.40	22.40	25.20	95.20

WHEELS FOR GEORGIA OR DEMOCRAT WAGON

SIZE..... $2\frac{1}{2} \times 7\frac{1}{2}$ } FRONT—3 feet 8 inches; Tire $1\frac{1}{4} \times 1\frac{7}{8}$ \$7.25 } SET..... \$30.00
 HIND —4 feet 2 inches; Tire $1\frac{1}{4} \times 1\frac{7}{8}$ 7.75 }

WHEELS FOR CONCORD STEEL AXLE GEARS

Price of Each Wheel	
$1\frac{3}{8} \times 7$	\$.40 more than $2\frac{1}{2} \times 7\frac{1}{2}$ same tire.
$1\frac{1}{2}$ and $1\frac{5}{8} \times 8\frac{1}{2}$.70 " " $2\frac{3}{4} \times 8\frac{1}{2}$ " "
$1\frac{5}{8}$ and $1\frac{3}{4} \times 8\frac{1}{2}$.70 " " 3×9 " "
$1\frac{3}{4}$ and $1\frac{7}{8} \times 9\frac{1}{2}$.90 " " $3\frac{1}{4} \times 10$ " "
$1\frac{7}{8}$ and $2 \times 10\frac{1}{2}$	1.00 " " $3\frac{1}{2} \times 11$ " "
2 and $2\frac{1}{8} \times 10\frac{1}{2}$	1.20 " " $3\frac{1}{2} \times 11$ " "
$2\frac{1}{4}$ and $2\frac{3}{8} \times 11\frac{1}{2}$	1.40 " " $3\frac{3}{4} \times 12$ " "
$2\frac{1}{2}$ and $2\frac{5}{8} \times 12$	1.60 " " $4\frac{1}{4} \times 12\frac{1}{2}$ " "

EXTRA CHARGE FOR DOUBLE TIRE ON A HIND WHEEL TO BE ADDED TO PRICE OF WHEEL WITH SINGLE TIRE.

Size of Tire	Price	Size of Tire	Price
$2 \times \frac{1}{2}$	\$ 2.80	$3\frac{1}{2} \times \frac{1}{2}$	\$ 4.70
$2 \times \frac{5}{8}$	3.40	$3\frac{1}{2} \times \frac{5}{8}$	6.00
$2 \times \frac{3}{4}$	4.00	$3\frac{1}{2} \times \frac{3}{4}$	7.30
$2\frac{1}{4} \times \frac{1}{2}$	3.15	$4 \times \frac{1}{2}$	5.40
$2\frac{1}{4} \times \frac{5}{8}$	3.80	$4 \times \frac{5}{8}$	6.70
$2\frac{1}{4} \times \frac{3}{4}$	4.45	$4 \times \frac{3}{4}$	8.00
$2\frac{1}{2} \times \frac{1}{2}$	3.40	$5 \times \frac{1}{2}$	6.80
$2\frac{1}{2} \times \frac{5}{8}$	4.30	$5 \times \frac{5}{8}$	8.60
$2\frac{1}{2} \times \frac{3}{4}$	5.20	$5 \times \frac{3}{4}$	10.40
$3 \times \frac{1}{2}$	4.00	$6 \times \frac{1}{2}$	8.00
$3 \times \frac{5}{8}$	5.20	$6 \times \frac{5}{8}$	10.40
$3 \times \frac{3}{4}$	6.40	$6 \times \frac{3}{4}$	12.80

Medium height, half truck and truck wheels with tires other than those listed on pages 57, 58 and 59 will be furnished for the same price as regular height wheels with the same tire.

WAGON EXTRAS

ARTICLES	2½ in.	2¾ in.	3 in.	3¼ in.	3½ in.	3¾ in.	4 in.	4¼ in.
Axles, finished and painted, no irons, per pair	\$ 4.50	\$ 5.00	\$ 5.00	\$ 5.50	\$ 6.00	\$ 7.00	\$ 7.50	\$ 8.00
Axles, with cast skeins fitted and boxes painted, per pair	9.00	9.80	10.25	11.50	13.00			
Axles, with steel skeins fitted and boxes painted, per pair	14.85	15.90	16.25	18.25	20.00	23.50	26.75	29.00
Backers (substitute for neckyokes), per set	\$5.00							
Bolsters, front, painted, no irons, each	1.20	1.30	1.30	1.50	1.60	2.00	2.00	2.25
Bolsters, rear, painted, no irons, each	1.10	1.20	1.20	1.40	1.50	1.80	1.80	2.00
Bolsters, rear, painted, complete with stakes and irons, each	2.50	2.75	2.75	3.00	3.25	4.00	4.00	4.50
Bolsters, front, painted, complete for standard farm wagon, each	3.00	3.25	3.25	3.50	3.75			
Bolsters, front, painted, complete for mountain wagon, each	3.50	3.75	3.75	4.50	4.75	5.75	5.75	6.50
Bolster plates, lower, for sandboards for standard farm wagon, each	.80	.80	.80	.85	1.00			
Bolster plates, upper, for bolster for standard farm wagon, each	.40	.40	.40	.45	.50			
Bolster plates, lower, for sandboards for mountain wagon, each	.80	.80	.80	1.70	1.75	2.00	2.00	2.25
Bolster plates, upper, for bolster, with rub-irons for mount'n wagon, ea	.80	.80	.80	1.50	1.55	1.75	1.75	2.00
Bolster stakes, not ironed, each	.15	.15	.15	.15	.20	.20	.20	.20
Bolster stakes, common, ironed and painted, each	.50	.55	.55	.60	.65	.80	.80	.90
Bows, per set of 5, with ridge poles	\$1.60							
Bows, per dozen	\$3.00							
Bows for sheep beds, each	.50							
Circle and hooks on front axle for lead and trail rods	\$6.00							
Clevises and pins, with clips, per set	.50							
Doubletrees, neckyokes and clevises, per set	4.50	4.50	4.50	4.50	4.50	6.00	6.00	6.00
Doubletrees, neckyokes and clevises, Chicago style, per set	\$6.50							
Drawbolts, each	.50	.50	.50	.60	.60	.75	.75	.75
Eveners, ironed and painted, each	1.00	1.00	1.00	1.00	1.00	1.50	1.50	1.50
Eveners, ironed and painted, Chicago style, each	\$2.00							
Eveners, painted, not ironed, each	.60	.60	.60	.60	.60	1.00	1.00	1.00
Gear only, rear, for standard wagons, cast skeins, each	9.25	9.75	10.00	10.75	11.75			
Gear only, front, for standard, drop tongue wagon, cast skeins, each	9.50	10.00	10.25	11.00	13.25			
Gear only, front, for standard, stiff tongue wagon, cast skeins, each	12.75	13.25	13.50	14.25	15.50			
Gear only, rear, for mountain wagon, steel skeins and brake roller, each	18.00	18.75	19.50	21.50	23.75	28.00	30.50	34.50
Gear only, front, for drop tongue, mountain wagon, steel skeins, each	15.50	16.00	16.25	18.75	19.75	23.50	25.00	28.00
Gear only, front, for stiff tongue, mountain wagon, steel skeins, each	17.75	18.25	18.50	21.00	22.00	25.75	27.25	30.25
Hammer straps, each	.30	.30	.30	.30	.30	.50	.50	.50
Hounds, bent, front, painted, each	2.00	2.00	2.00	2.00				
Hounds, bent, front, ironed and painted, each	3.00	3.00	3.00	3.00				
Hounds, square, front, painted, per pair	1.50	1.50	1.50	1.50	1.50	1.80	1.80	2.00
Hounds, front, for stiff pole, painted, per pair	2.50	2.50	2.50	2.50	2.50	3.00	3.00	3.25
Hounds, rear, painted, per pair	2.00	2.00	2.00	2.00	2.00	2.50	2.50	2.75
Keybolts and keys, each	10c							
Kingbolts, each	.30	.30	.30	.40	.50	.75	.75	.90
Lazybacks for seats, complete, each	50c							
Lazyback arms, per pair	20c							
Lazyback nuts, per pair	10c							
Lazyback posts, per pair	10c							

WAGON EXTRAS

ARTICLES	2½ in.	2¾ in.	3 in.	3¼ in.	3½ in.	3¾ in.	4 in.	4¼ in.
Lead bars, per set	\$5.00							
Lock chains, ¾ in., each	\$1.00							
Locks for patent endgates, each	30c							
Lumber stakes, per set of 4	\$3.00							
Neckyokes, ironed and painted, each		44 in. 1.25	48 in. 2.25	52 in. 3.00				
Neckyokes, painted, not ironed, each		44 in. .75	48 in. 1.00	52 in. 1.50				
Reaches, painted and ironed, regular length, each	1.60	1.60	1.60	2.00	2.00	2.60	2.60	3.00
Reaches, painted and ironed, length 11 ft. 6 in., each		2.20	2.20	2.50	2.50	3.00	3.00	3.20
Reaches, painted and ironed, length 13 ft., each		2.50	2.50	2.80	2.80	3.50	3.50	3.80
Reaches, painted, no irons, regular length, each	1.20	1.20	1.20	1.50	1.50	2.00	2.00	2.40
Reaches, painted, no irons, length 11 ft. 6 in., each		1.80	1.80	2.00	2.00	2.40	2.40	2.60
Reaches, painted, no irons, length 13 ft.		2.10	2.10	2.30	2.30	2.90	2.90	3.20
Reach pins, with keys, each	16c							
Reach plates, each	No. 7½, 30c	No. 9 .50	No. 9 .50	No. 9 .50	No. 10 .60	No. 10 .60	No. 4½ .80	No. 4½ .80
Ridge poles, each	20c							
Sandboards, painted, not ironed, each		1.20	1.30	1.30	1.50	1.60	2.00	2.25
Seats, wood part only, each	\$2.00							
Seat braces with nuts, per pair	20c							
Seats complete with 2 leaf springs, each	\$4.50							
Seats complete with 3 leaf springs, each	\$5.00							
Seat Hooks, per set 40c, with blocks, per set	75c							
Seat post holders, per pair	10c							
Seat springs, per pair, 2 leaf, \$1.80, 3 leaf	\$2.30							
Seat standards, per set	\$1.25							
Singletrees, painted, not ironed, each	50c							
Singletrees, ironed and painted, each		1.00	1.00	1.00	1.00	1.25	1.25	1.25
Staychains, per pair, ¾ inch, \$1.00, 5-16 inch 70c								
Swaybars, painted not ironed, upper or lower, each	.80	.80	.80	.80	.80	1.20	1.20	1.50
Tongue caps, each	.50	.50	.50	.50	.50	.80	.80	.80
Tongue clamps, each	.40	.40	.40	.40	.40	.60	.60	.60
Tongue chains, per pair, ¾ in. \$1.30, 5-16 in.	\$1.00							
Tongues, ironed and painted, fitted for neckyoke, drop	6.50	6.50	6.50	6.50	6.50	8.50	8.50	9.00
Tongues, ironed and painted, fitted with chains and gooseneck, drop	8.00	8.00	8.00	8.00	8.00	10.50	10.50	11.00
Tongues, ironed and painted, fitted with chains and gooseneck, stiff	7.20	7.20	7.20	7.20	7.20	9.50	9.50	10.00
Tongue hounds, painted, no irons, per pair	.80	.80	.80	.80	.80	1.00	1.00	1.00
Tongue hounds, ironed and painted, per pair	2.50	2.50	2.50	2.50	2.50	3.00	3.00	3.00
Tongue sticks only, painted, drop or stiff, each	3.00	3.00	3.00	3.00	3.00	3.50	3.50	4.00
Trail horn and bumper plate, each	\$8.00							
Trail Tongues, each	11.00	11.00	11.00	11.00	11.00	13.00	13.00	13.00
Wrenches, each	.30	.30	.30	.40	.40	.50	.50	.50

Instructions to be Observed when Ordering Bain Wagons

If you have any of our previous catalogues, destroy them.
Use this catalogue in making your order.

PLEASE give catalogue number of wagon wanted. Give size of skein; that is, the length and diameter. Give height of wheels, and size of tire wanted. State whether Wide, Narrow or California track is wanted. The track is the width from center to center of the tire, where the wheels stand on the ground. Narrow track is 4 feet 6 inches; Wide track is 5 feet; California track is 5 feet 2 inches. If wanted with brake, be sure to state what style of brake is wanted. We occasionally have orders for California brakes, when Oregon brakes are wanted. The Oregon and Farm gear brakes can be used with the wagon bed off. The California brakes can be used only when the wagon bed is on, as the California bar is supported by the wagon bed alone.

If gear is ordered, and if brake is wanted, please state whether a complete brake is wanted, or simply the part of the brake that belongs with the gear, which we call the roller and bars.

When spring seat and brake are wanted with a wagon, please remember to specify them. In some parts of the country the term "complete wagon" does not include seat and brake.

Always state when stiff tongue is wanted, as unless stiff tongue is specified, we always furnish drop tongue.

In fact, when sending us an order, be sure to specify everything that is wanted, in order to avoid delay in shipment, and the possibility of a mistake in filling your order.

Give us complete and full shipping instructions.

Take Notice

Our prices are for wagons delivered on board cars at Kenosha, and are subject to change without notice. All claims for shortages must be made within five days after the goods are received.

Our wagons are carefully loaded on cars by men who have had many years experience in this kind of work. All parts are in good order when loaded in the car. If they are damaged in transit, the purchaser's recourse is upon the transportation company which handles the goods.

Remittances must be made in Chicago or New York exchange; Postal Order; Express Co. Money Order, or Currency. Local checks will be taken for collection only, and amount of the net proceeds of such checks only will be credited.

Index

	PAGE		PAGE
Arizona Wagon	23	Instructions for Ordering	63
Axles with Skeins fitted	45	Kansas City Gear	30
Bed Brake	46, 47	Log Truck	34, 35
California Brake	49, 50	Medium Height Wheels	57
California Double Bed	20, 54	Mountain Wagon Beds	53
California Farm Gear with Steel Skeins	25, 26	Mountain Wagon Wheels	56, 57
California Header Gear with Steel Skeins	27, 28	Nevada Bolster	24
California Wagon, Double Bed	20, 21	Ore Gears	40, 41
City Teaming Gear	36, 37	Oregon Brake	50, 51
Colorado Wagon	18, 19	Oregon Farm Gears	16
Concord Axles	45	Oregon Header Gear	14, 15
Concord Axle Wagons	25	Oregon Roller and Bars	16
Concord Axle Header Gear	29	Oregon Wagon	12, 13
Concord Axle Wheels	60	Potato Wagon	17
Double Tires	60	Salt Lake Wagon	10, 11
Dump Carts	42, 43	Skeins	44, 45
Farm Beds and Bed Parts	52	Stake Rack Beds	22, 54
Farm Gear with Roller and Bars	16	Standard Farm Wagon, Bed Brake	4, 5
Farm Truck Gear	8, 9	Standard Farm Wagon, Gear Brake	6, 7
Freight Wagon	38, 39	Standard Wheels	55
Gear Brake	47, 48	Steel Axle Gear, Nevada Bolster	24, 25
Georgia Wagon	31, 32, 33	Truck Gear	8, 9
Georgia Wheels	60	Wagon Extras	61, 62
Half Trucks	14, 15	Warranty	63
Half Truck Wheels	59	Water Barrel Racks	23
Header Wheels	58		