LIBRARIES
UNIVERSITY OF WISCONSIN–MADISON

Wisconsin women's basketball 2001-2002 media guide.

Flarup, Tamara J.
[Madison, Wisconsin]: UW Communications, 2023-01-17

https://digital.library.wisc.edu/1711.dl/GGIE66N6OXXB28N

http://rightsstatements.org/vocab/InC/1.0/

The libraries provide public access to a wide range of material, including online exhibits, digitized collections, archival finding aids, our catalog, online articles, and a growing range of materials in many media.

When possible, we provide rights information in catalog records, finding aids, and other metadata that accompanies collections or items. However, it is always the user's obligation to evaluate copyright and rights issues in light of their own use.

728 State Street | Madison, Wisconsin 53706 | library.wisc.edu

WISCONSIN

WOMEN'S BASKETBALL



Tamara Moore

Jessie Stomski

Wisconsin's All-Big Ten Returnees

2001–2002 • MEDIA GUIDE

Wisconsin's Senior Class



◀ **Tamara Moore**
5-11 Guard
Minneapolis, MN

Kyle Black ▶
5-11 Guard
Indianapolis, IN





◀ **Jessie Stomski**
6-3 Forward
Oakdale, MN

Sarah Jirovec ▶
6-4 Center
Stevens Point, WI



Table of Contents

Radio/TV Roster 2
Badger Numerical Roster 3
Badger Quick Facts/Road Headquarters 4
Regular Media Outlets 5
Media Information 6
2000-01 Season Review 8
2001-02 Season Preview 10
Q & A with Coach A 11
BadgerBall Support Staff 14
Coaching Staff 15
- Jane Albright, Head Basketball Coach 16
- Assistant Coaches Kate Peterson, Erika Lang-Montgomery 20
- Kelly Kenny, Melissa Bruner, Dir. of Basketball Operations 21

Player Profiles 22
Newcomers 40
Individual Honor Roll 43
- Community Service 43
- All-Big Ten Honors 44
- 1,500-Point Scorers and All-Americans 45
- Elite team, Badgers in the Pros 44
- Academic Honors 44

Letterwinners/All-Time Uniform Numbers 49
Badger Records
- Team Single Game Records 53
- Team Season Records 54
- Year-by-Year Leaders 56
- Career Records 58
- Freshmen Records 60
- Individual Single Game Records 62
- Individual Single Season Records 64
- Field House Records 66
- Kohl Center Records 67

UW All-Time Team Highlights 68
- NCAA Tournament History 68
- UW Record vs. Nationally Ranked Teams 69
- History in the Polls 71
- All-time Program and Coaching Records 73
- Attendance Records 74

2000-01 Statistical Review 75
- Final Statistics—Cumulative and Big Ten 75
- Individual Superlatives and Game-By-Game Review 76
- Team Game-by-Game Review 78
- Team and Opponent Highs and Lows 79

2000-01 Box Scores 80
The Big Ten Conference 87
- 2001 Big Ten Conference Standings 88
- 2001 All-Conference Team 88
- 2001 Conference Statistical Leaders 89
- 2002 Big Ten Composite Schedule 90

Big Ten Opponents 91
Non-Conference Opponents 101
Records Vs. Opponents 106
Season-by-Season Results 111
The Kohl Center 117
Badgers Travel the World and the USA 120
Promoting the Badgers–Posters 124
The Wisconsin Experience 125
2001-2002 Schedule ..... Back Cover

BADGERBALL
WISCONSIN
WOMEN'S BASKETBALL

Wisconsin On-Line

The Internet's World Wide Web
Wisconsin Intercollegiate Athletics
http://UWBADGERS.COM
General UW Campus Information
http://www.wiscinfo.wisc.edu/
City of Madison, Wisconsin
http://www.ci.madison.wi.us
The Big Ten Conference
http://www.bigten.org

Brochure Credits

Written by Tamara J. Flarup with assistance by Dan Uttech, UW Sports Information Office

Designed by Barry Roal Carlsen, UW Communications; editorial production and assistance by Linda Kietzer and Jenny Klaila

Contributing Photographers: Jay Salvo, Greg Anderson, Dave Stluka, Jeff Miller, Tam Flarup, Jane Albright

Radio/Television Roster

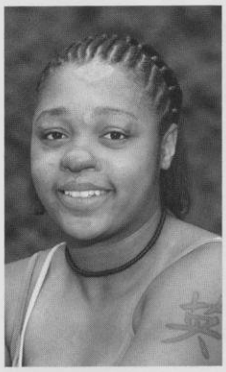

1 **Candas Smith**
Guard • 5-6 • Jr.
Madison, WI
West

2 **Jessica Liegel**
Guard • 5-9 • So.
Plain, WI
River Valley

11 **Stephanie Rich**
Guard • 5-11 • Fr.
Crawfordsville, IA
Washington

12 **Abby Simmons**
Guard • 5-9 • So.
Verona, WI
Verona

22 **Leah Hefte**
Guard • 5-11 • Jr.
McFarland, WI
McFarland

25 **Ebba Gebisa**
Forward • 6-3 • Fr
W. Lafayette, IN
W. Lafayette

30 **Tamara Moore**
Guard • 5-11 • Sr.
Minneapolis, MN
North Comm.

32 **Kyle Black**
Guard • 5-11 • Sr.
Indianapolis, IN
North Central

40 **Shawna Nicols**
Guard • 5-10 • Fr.
Milwaukee, WI
Pius XI

41 **Jessie Stomski**
Forward • 6-3 • Sr.
Oakdale, MN
Tartan



42 **Leslie Jauch**
Center • 6-3 • Fr.
Baraboo, WI
Baraboo

43 **Kristi Seeger**
Forward • 6-0 • Jr.
Stoughton, WI
Stoughton

44 **Emily Ashbaugh**
Center • 6-5 • So.
Woodinville, WA
Redmond

52 **Sarah Jirovec**
Center • 6-4 • Sr.
Stevens Point, WI
SPASH



Asst **Kate Peterson**
Assistant Coach
5th Year
UW-Stevens Point, '91



Asst **Erika Lang-Montgomery**
Assistant Coach
2nd Year, Florida '95

Asst **Kelly Kenny**
Assistant Coach
4th Year
Oakland U., '82

Coach **Jane Albright**
Head Coach
8th Year
Appalachian St. '77

2001-02 Wisconsin Basketball Roster

2001-02 Badger Team:

L-R Front Row: Shawna Nicols, Abby Simmons, Candas Smith, Stephanie Rich, Jessica Liegel; Middle Row: Leslie Jauch, Kristi Seeger, Leah Hefte, Tamara Moore, Kyle Black; Back Row: Jessie Stomski, Emily Ashbaugh, Lello Gebisa, Sarah Jirovec, Ebba Gebisa

Numerical

Name	Pos.	Ht.	Yr.	Hometown (High School)
1 Candas Smith**	G	5-6	Jr.	Madison, WI (West)
2 Jessica Liegel*	G/F	5-9	Jr./So.	Plain, WI (River Valley-Spring Green)
11 Stephanie Rich	G	5-11	Fr.	Crawfordsville, IA (Washington)
12 Abby Simmons*	F	5-9	So.	Verona, WI (Verona)
20 Lello Gebisa (redshirt)	C	6-7	Jr.	W. Lafayette, IN (W. Lafayette/Duke)
22 Leah Hefte**	F	5-11	Jr.	McFarland, WI (McFarland)
25 Ebba Gebisa	F	6-3	Fr.	W. Lafayette, IN (W. Lafayette)
30 Tamara Moore***	G/F	5-11	Sr.	Minneapolis, MN (North Community)
32 Kyle Black***	G	5-11	Sr.	Indianapolis, IN (North Central)
40 Shawna Nicols	G	5-10	Fr.	Milwaukee, WI (Pius XI)
41 Jessie Stomski***	F	6-3	Sr.	Oakdale, MN (Tartan)
42 Leslie Jauch	C	6-3	Fr.	Baraboo, WI (Baraboo)
43 Kristi Seeger**	F	6-0	Jr.	Stoughton, WI (Stoughton)
44 Emily Ashbaugh*	C	6-5	So.	Woodinville, WA (Redmond)
52 Sarah Jirovec***	C	6-4	Sr.	Stevens Point, WI (SPASH)

* Denotes number of letters won

Alphabetical

44 Emily Ashbaugh
32 Kyle Black
25 Ebba Gebisa
20 Lello Gebisa
22 Leah Hefte
42 Leslie Jauch
52 Sarah Jirovec
2 Jessica Liegel
30 Tamara Moore
40 Shawna Nicols
11 Stephanie Rich
43 Kristi Seeger
12 Abby Simmons
1 Candas Smith
41 Jessie Stomski

By Eligibility

4 Freshmen
11 Stephanie Rich
25 Ebba Gebisa
40 Shawna Nicols
42 Leslie Jauch

3 Sophomores
2 Jessica Liegel
12 Abby Simmons
44 Emily Ashbaugh

3 Juniors
1 Candas Smith
22 Leah Hefte
43 Kristi Seeger

4 Seniors
30 Tamara Moore
32 Kyle Black
41 Jessie Stomski
52 Sarah Jirovec

Pronunciation

2 LE gal
25 EB ba Guh BE za
30 Tah MAR a MOORE
32 KILE Black
42 LES lee YOWK
44 ASH baw
52 SARa Jih RO vec
Coach Jane ALL bright

Head Coach: Jane Albright
UW Record: 135-74 (7 yrs)
Big Ten Record: 69-43 (7 yrs)
Career Record:
323-184 (17 yrs)

Assistant Coaches:
Kate Peterson
Erika Lang-Montgomery
Kelly Kenny

Dir. of Basketball Operations:
Melissa Bruner

Managers: Mark Ciociola, Katie Stojsavljevic

Event Coordinators:
Nancy Bee, Mike Schmidt

Marketing and Promotions:
Kevin Kluender

Strength Coach:
Scott Hettenbach

Tickets:
Brian Evenson

Athletic Trainer:
Michael Moll

Team Physicians:
Dr. David Bernhardt
Dr. Kathleen Carr
Dr. Ben Graf

Videographer:
Will Davis

Equipment Manager:
Gary Poels

Sports Information:
Tamara J. Flarup

SID Office: (608) 263-5502
FAX: (608) 265-8051

KC Media Row: (608) 265-4333

On-Line: UWBADGERS.COM

Badger Quick Facts & Road Headquarters

Quick Facts

School: University of Wisconsin–Madison
Location: Madison, WI
Population: 208,054
Enrollment: 41,219
Nickname: Badgers
Mascot: Bucky Badger
Colors: Cardinal and White
School Song: "On Wisconsin!"
Playing Facility: Kohl Center (17,142)
Athletic Conference Affiliations:
Big Ten—Intercollegiate Conference of Faculty Representatives
NCAA—National Collegiate Athletic Association, Division I
Chancellor: John Wiley
Athletic Board Chairman:
Professor Bernice Durand
Special Assistant to the Chancellor:
Professor David M. McDonald
Athletic Director: Pat Richter
Associate Director—Women's Basketball: Cheryl A. Marra
Director of Web Site Services and Women's Basketball Contact:
Tamara J. Flarup
Office: (608) 263-5502
Home: (608) 238-3650
E-Mail: tjf@athletics.wisc.edu
Sports Info Fax: (608) 265-8051
UW Media Row (KC): (608) 265-4333
UW Media Row (FH): (608) 263-2249
Head Basketball Coach:
Jane Albright (608) 263-5506
Coaching Records:
Career: 323-184 (.637) 17 years
UW: 135-74 (.646) 7 years
Big Ten: 66-43 (.616) 7 years
Assistant Coaches:
Kate Peterson (608) 262-8247
Erika Lang-Montgomery (608) 263-4225
Kelly Kenny (608) 265-9892
Director of Basketball Operations:
Melissa Bruner (608) 265-8643
mab@athletics.wisc.edu
Basketball Fax: (608) 265-4355
Mailing Address: 601 West Dayton
Madison, WI, 53715-1206
Athletic Ticket Office: (608) 262-1440
2000–01 Record: 18-10
2001 Big Ten Record/Finish:
12-4/T2nd—lost to Illinois 68-80 in 1st round of Big Ten Tourney
2001 Post Season Appearance:
NCAA 1st Round–Lost to Missouri 68-71
Starters Returning/Lost: 3/2
Letterwinners Returning/Lost: 10/5
All-Time Program Record:
369-370 (.499) 27 years
All-Time Big Ten Record:
144-184 (.439) 19 years
All-Time Home Records:
210-123 (.631) 27 years
Kohl Center Record:
42-11 (.792 since Jan. of 1998)
Coach Albright's Home Record:
78-17 (.821 since 1994-95)

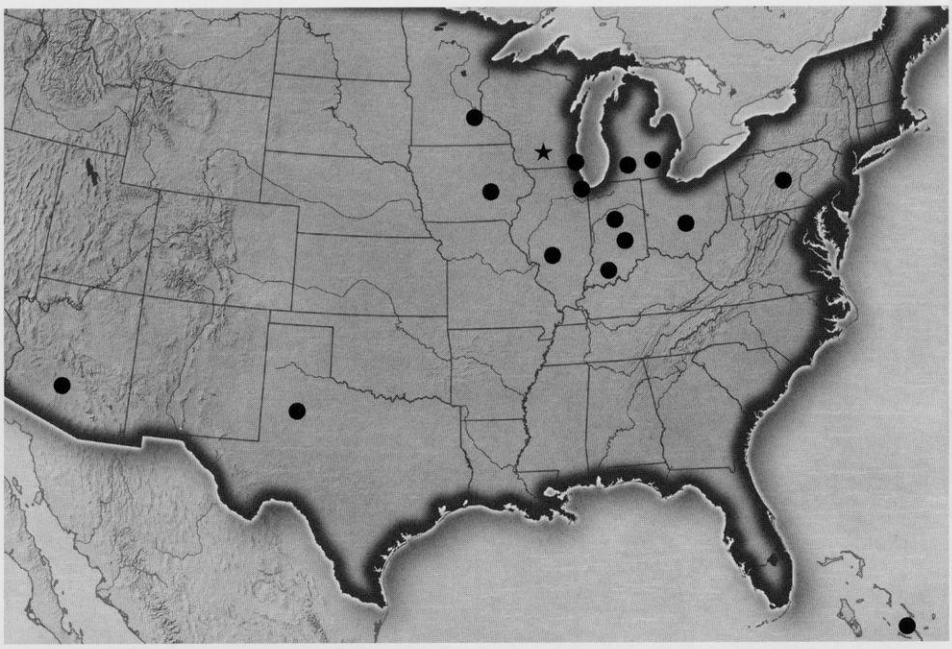

Road Headquarters

Nov. 21-26: at Paradise Jam Tournament, U.S. Virgin Islands
Renaissance Grand Beach Resort
Smith Bay Road, Rte 38
St. Thomas, 00802
United States Virgin Islands
Phone: (340) 775-1510
Fax: (340) 775-2185

Nov. 29-Dec. 2: at Arizona Tournament, Tucson, AZ
Marriot University Park
880 East Second Street
Tucson, AZ 85719
Phone: (520) 792-4100
FAX: (520) 882-4100

Dec. 29-30: at University of Iowa
Sheraton Hotel Iowa City
210 South Dubuque Street
Iowa City, IA 52240
Phone: (319) 337-4058
FAX: (319) 337-9045

Jan. 9-10: at Michigan State
Marriott @ University Place
300 M.A.C. Avenue
East Lansing, MI 48823
Phone: (517) 337-4440
FAX: (517) 337-5001

Jan. 12-13: at Northwestern
The Westin on Michigan Avenue
909 North Michigan Avenue
Chicago, IL 60611-1531
Phone: (312) 943-7200
FAX: (312) 943-9347

Jan. 23-24: at Indiana
Century Suites
300 S.R. 446
Bloomington, IN 47401
Phone: (812) 336-7777
FAX: (812) 336-0436

Jan. 26-27: at Penn State
Toftrees Resort
One Country Club Lane
State College, PA 16803
Phone: (814) 234-8000
FAX: (814) 238-4404

Feb. 2-3: at Purdue
University Inn & Conference Center
3001 Northwestern Avenue
West Lafayette, IN 47906
Phone: (765) 463-5511
FAX: (765) 497-3850

Feb. 16-17: at Texas Tech
Four Points by Sheraton Hotel
505 Avenue Q
Lubbock, TX 79401-2611
Phone: (806) 747-0171
Fax: (806) 747-9234

Feb. 20-21: at Minnesota
Marriott City Center
30 South 7th Street
Minneapolis, MN 55402
Phone: (612) 349-4000
FAX: (612) 332-7165

Feb. 23-24: at Ohio State
Hilton Columbus
3900 Chagrin Drive
Columbus, OH 43219
Phone: (614) 414-5000
Fax: (614) 414-5100

March 1-4: at Big Ten Tournament, Indianapolis, IN
Hyatt Regency Indianapolis
One South Capitol Avenue
Indianapolis, IN 46204
Phone: (317) 632-1234
Fax:: (317) 616-6079

Wisconsin Regular Media Outlets

Television

	Phone	Fax/Email	Address
Channel 3, WISC-TV (CBS)	608-276-7400	608-271-0800 ck3@channel3000.com	7025 Raymond Rd. Madison, WI 53711
Channel 15, WMTV (NBC)	608-274-1520/7817	608-441-0180 sports@nbc15.com	615 Forward Dr. Madison, WI 53719
Channel 27, WKOW (ABC)	608-274-6118	608-274-9569	P.O. Box 100, Madison, WI 53701
Channel 47, WMSN (FOX)	608-833-0047	608-833-5055	7847 Big Sky Dr. Madison, WI 53719
Channel 21, WHA (PUBLIC TV)	608-263-4222	608-263-9763	7051 Vilas Hall Madison, WI 53706

Radio

Madison Radio Group WIBA AM & FM, ESPN Radio 1070 WTSO AM, WZEE FM WMLI, WMAD	608-271-5766	608-276-9422	2651 S. Fish Hatchery Rd Madison, WI 53711
Results Radio			
WTDY, WMGN, WJJO	608-271-1301	608-271-3822	2740 Ski Lane
WWQM/WHIT (The Team)	608-271-6611	608-271-0400	Madison, WI 53713
WOLX/WMMM/WYZM	608-321-0941	608-273-0025	7601 Ganser Way Madison, WI 53719
WTMJ (Milwaukee)	414-223-5221	414-223-5298	720 E. Capitol Dr. Milwaukee, WI 53212
Wisconsin Radio Network	608-251-3900	608-251-7233	302 E. Washington Ave. Madison, WI 53703

Newspapers

Wisconsin State Journal	608-252-6165 800-686-1339	608-252-6194 wsjsport@madison.com	P.O. Box 8058 Madison, WI 53708
Capital Times	608-252-6474	608-252-6426 tctsport@madison.com	P.O. Box 8060 Madison, WI 53708
Milwaukee Journal/Sentinel	414-224-2310 800-456-5943 ext. 2310	414-224-2049 jssports@onwis.com	333 W. State St. Milwaukee, WI 53201
Isthmus	608-251-5627	608-251-2165	101 King St. Madison, WI 53703
Badger Herald	608-257-4712	608-257-6899	550 State St. Madison, WI 53703
Daily Cardinal	608-262-8000	608-262-8100	821 University Ave. Madison, WI 53706
Chicago Tribune	312-222-3478	312-828-9392	435 N. Michigan Ave. Chicago, IL 60611
Chicago Sun Times	312-321-2664	312-321-9404	401 N. Wabash Ave. Chicago, IL 60611
USA Today	703-276-3714 800-872-3410	703-558-3901	1000 Wilson Blvd. Arlington, VA 22209

Wire Services

AP (Madison)	608-258-9235	608-255-8105	1901 Fish Hatchery Rd. Madison, WI 53713
AP (Milwaukee)	414-225-3580 800-242-9022	414-225-3599	922 N. 4th St. Milwaukee, WI 53203
AP (Chicago)	312-781-0511	312-781-9213	230 N. Michigan Ave. Chicago, IL 60601
UPI (Chicago)	312-781-1600	312-781-1603	203 N. Wabash Chicago, IL 60611
Wheeler News Service	608-257-3247	608-257-4650	217 SW State Capitol Madison, WI 53702

UW Media Row **Kohl Center: 608-265-4333** **Field House: 608-263-2249**

Media Information

Media Credentials

UW Women's Basketball credential requests should be made in writing and in advance through Tam Flarup at the Women's Sports Information Office, (608) 263-5502. Game-day credentials for the Kohl Center will be left at the parking attendant at Lot 91 east of the Kohl Center or at the table at the media entrance off Frances Street.

Parking

Parking for media during Wisconsin basketball is reserved on a limited basis near the Kohl Center. Special arrangements must be made in advance. Please contact the Sports Information Office for parking credentials at least one week in advance of the event.

Media Services

Working facilities for all media are located courtside at the Kohl Center. Electrical outlets are available at every seat. Telephone lines must be installed in advance of the game by calling Rex Owens at the Kohl Center, 608-265-4705. Event programs, media guides, event notes and computerized statistics will be available in the interview/work room adjacent to the main floor at the Kohl Center. The credentialed media entrance is on the Frances Street (East) side of the Kohl Center adjacent to the media parking area. The media entrance is open two hours before tip-off.

Photographers

Photographers may work from either end of the Kohl Center court in the section designated for photographers. Photographers may not work from in front of team and scoring benches, or in front of media row. Contact Rex Owens at the Kohl Center, 608-265-4705, to arrange for the rental of strobe lights.

Post-event Interviews

All post-event interviews will be conducted in the media interview room located adjacent to the Kohl Center main court. The large interview area contains recording couplers for hookup to the house sound system for TV and reporters. The visiting coach and players will be interviewed approximately 10 minutes following the completion of the event. The Wisconsin coaches and players will follow immediately. All requests for interviews should be directed to the sports information personnel prior to the completion of the event.

The University of Wisconsin benefits from its ties as a major institution in a top athletic conference, and from being the capital city. All three television network carriers are located in Madison as well as two daily newspapers, and two UW student papers. In addition, the Milwaukee daily paper and numerous area radio stations regularly cover Wisconsin sports.

Practice and Interviews

The UW women's basketball practice is open to media and the public. Interviews are generally conducted after practice on Tuesdays or Wednesdays. Media must contact Tam Flarup at 608-263-5502 at least one day in advance to arrange player or coach interviews.

Jane Albright appears every Monday at the UW news conference at 1 p.m. in the Kohl Center. This season weekly Big Ten teleconferences with all 11 coaches will be held every Tues., 9-11 a.m. CST, beginning Jan. 2 through the Big Ten Tournament.

UWBADGERS.COM
The Official Website of University of Wisconsin Athletics

UW Information Retrieval

ON THE WEB AT UWBADGERS.COM

The Wisconsin women's basketball news releases, statistics, box scores and post game story and quotes will be posted same day on the official UW athletics web pages. Athlete and coaching bios, photographs, daily news updates, weekly news conference recordings and the national attendance survey conducted by Wisconsin will also be available.

PHOTOS ON FTP SITE

The University of Wisconsin Athletic Department operates an FTP site to download all athlete, coach and staff portrait photos. As this site is not available to the general public, please contact the Sports Information office for access information.

FAX-ON-DEMAND

Call the Info Connection System at 770-563-1131 (you will need your own pin code). From your fax machine, enter the passcode and select the information you wish to retrieve, then push the start button of your fax machine. You may also have any UW women's basketball information automatically emailed or faxed to you by signing up at the media logon teamlink connection in the righthand column at UWBADGERS.COM.

3230 .....Entire Wball Release
3231 .....Cumulative Statistics/Results
3232 .....Roster/Schedule
3233 .....Latest Game Report
3234 .....National Attendance Survey

Important Media Dates

Oct. 13 .....Practice Begins
Oct. 28 .....Big Ten Media Day in Chicago
Oct. 30 .....Wisconsin Media Day
Nov. 4 .....First Exhibition Game
Nov. 18-19 .....Season Opens Away
Nov. 27 .....Home Opener
Dec. 28 .....Big Ten Opener (Purdue)
Jan. 2 .....Wkly Big Ten Teleconferences begin
Feb. 26 ..Big Ten Tourney Teleconference
Mar. 1-4 .....at Big Ten Tournament
March 10 .....NCAA Bracket Released
March 15-18....NCAA First/Second Rnds.
March 23 & 25 .....NCAA Regionals
March 29 & 31 .....NCAA Championships

Television Broadcasts

Many UW games will be available regionally and nationally on television this season. BadgerBall will appear nationally on ESPN 2 at Texas Tech Feb. 17, and will make two appearances as part of the Big Ten television package on Fox Sports Chicago. In addition, Fox Sports Midwest, Wisconsin Public Telelvision and local cable channel TVW will broadcast games locally and statewide.

Wisconsin Public Television is entering its 10th year of broadcasting Badger Women's Basketball on its statewide network. The WPT announce team features veteran announcer Ken Syke, and former UW assistant coach, Dawn Crim. Syke has been calling play-by-play on television for more than two decades at the high school and collegiate level.

Crim, a former player at Virginia, called women's hoops for Penn State as a graduate assistant there. She has a unique insight on BadgerBall drawn from her four years with the UW team.

The Badgers have made several national broadcast appearances making their national network debut in 1998 in a thriller on CBS while beating Georgia in overtime. Wisconsin has also appeared on ESPN and ESPN2 numerous times.

THE BADGERBALL TV SCHEDULE

Dec. 11	UW-MILWAUKEE (WPT/TVW) 7 PM
Dec. 13	DRAKE (WPT) 7 PM
Dec. 28	PURDUE (FOX SC) 7 PM
Dec. 30	at Iowa (FOX SC) 12 p.m.
Jan. 3	INDIANA (WPT/TVW) 7 PM
Jan. 6	MICHIGAN (WPT) 1:30 PM
Jan. 17	ILLINOIS (FOX/WPT) 7 PM
Jan. 20	MINNESOTA (FOX) 1:30 PM
Jan. 30	MICHIGAN ST (WPT/TVW) 7 PM
Feb. 7	IOWA (WPT) 7 PM
Feb. 17	at Texas Tech (ESPN 2) 1 PM
Feb. 21	at Minnesota (Fox) 7 p.m.
Feb. 25	Wildcard Game (FOX SC)
Mar. 1-4	Big Ten Tournament (Fox SC & ESPN)

all times central standard time

Badger Radio Broadcasts



For the sixth straight year, nearly all of the home and away UW women's basketball games will be broadcast by WIBA Radio 1310 AM or WTSO 1070 AM and Learfield Communications. Many games are available via the internet by logging into www.broadcast.com available at UWBADGERS.COM.

The radio voice of BadgerBall belongs to Brian Posick, sports director at WIBA and WTSO and morning sports anchor for WIBA and ESPN Radio 1070.

A communications graduate of UW-Stevens Point in 1989, Posick became the play-by-play announcer for the national champion Pointer hockey team. He arrived in Madison in 1991, and lobbied the station to catch up with the public's enthusiasm for BadgerBall. He begins his sixth full season as the "Voice of BadgerBall" for both home and away games.

Sports Information

In a new role as Web Site Services Director, Tam Flarup celebrates her silver anniversary this year with the UW Athletic Department. The longtime director of women's sports information for 24 years, Flarup's primary duties are now to manage the overall content of Wisconsin's official web site for all athletics areas. She is also reponsible for local, regional and national media support for Wisconsin women's basketball and men's and women's golf programs.

Tam Flarup is your host for UW Women's Basketball games.

Flarup is a 25-year veteran in the sports information field and has been a member of the NCAA Communications Committee working every NCAA Women's Basketball Final Four since 1995. She has served on numerous committees for the College Sports Information Directors of America (CoSIDA), the national organization for sports information, including as a member of the national board from 1998-2001.

Her sports information responsibilities include preparation of news releases and game notes, designing media brochures, creating promotional materials promoting post-season honors for athletes, and providing post-event results for print and electronic media, and the department's web pages. Flarup also conducts media training sessions for athletes and staff, and arranges interviews during the week.

Wisconsin Sports Information Contacts

Tamara J. Flarup
Women's Basketball Contact
Director of UW's Web Site Services
Office: (608) 263-5502
Home: (608) 238-3650
tjf@athletics.wisc.edu
Dan Uttech, Intern
Office: (608) 265-3545
SID FAX: (608) 265-8051
SID Mailing Address
Camp Randall Stadium
1440 Monroe Street
Madison, WI 53711
Kohl Center Mailing Address
601 W. Dayton
Madison, WI 53715-1206
Kohl Center Media Row:
(608) 265-4333
Field House Media Row:
(608) 263-2249
WEB Address: UWBADGERS.COM

2000-2001 BadgerBall Review

No. 24 Wisconsin completed its year with an 18-10 record after an NCAA first-round loss to Missouri, 68-71, at the subregional in Athens, GA. It was the sixth-best record in school history. The 10th-seeded Tigers went on to upset second seed and host Georgia, 78-65, to earn a berth in the Sweet 16.

Participants in the WNIT the previous two years, it was Wisconsin's fourth trip to the 'Big Dance' under Coach Jane Albright, and the first trip since 1998. The Badgers also were NCAA invitees in 1992, 1995, and 1996.

Although disappointed by the premature NCAA exit, Wisconsin did establish several program bests during 2001. UW completed the Big Ten regular season with its best conference finish since 1984, tying Iowa for second place with a 12-4 (.750) record. The conference mark tied the 1996 squad for best conference record. Second place was the best Big Ten finish in 17 years since the 1984 team was second with a 13-5 record (.722) when the conference played an 18-game round robin schedule.

Prior to its one-and-done finish in the the Big Ten and NCAA tournaments, Wisconsin had won 10 of its last 12 games with the only losses on the road and both in overtime to then-No. 6 Purdue and Indiana.

Badger Milestones

• **WINNINGEST COACH:** With the win over Northwestern Feb. 11, Jane Albright became Wisconsin's winningest women's basketball coach surpassing the record for most wins held by Edwina Qualls, 1976-86 (131-141, .482). Albright already owned Wisconsin's winningest Big Ten mark at 69-43 (.616) with 48 percent of UW's 144-184 Big Ten wins coming in her seven-year tenure.

• **ALL-TIME GAMES RECORD:** Senior LaTonya Sims became the school record holder for most games and most consecutive games played with 124 (surpassing 122 by Dee Dee Pate, 1996-00). She also set the UW record for most double-figure games scoring with double points in 105 career games. She was just the sixth UW athlete to score 1,500 points, and finished her career fourth in scoring with 1,857 points.

• **WINNING SENIORS:** The four-person senior class tied the 1998 seniors for most wins in program history with 78, and finished third in winning percentage at 78-46 for .629 percent. The 1998 squad finished its four-year tour with a 78-38 record for a .672 winning percent. Wisconsin's seniors included Sims, Judy Ebeling, Krista Bird and Rachel Klongland.

• **RECORD FIELD GOAL PERCENTAGE:** UW set a school record for field goal shooting hitting .486 percent on the year. The mark ranked first in the Big Ten and among the top 10 nationally. The old school record was .466 set in 1993-94.

• **POLLS:** The Badgers spent 14 weeks in the polls this year, the second-longest stretch in UW history, and finished the year at 24th in the AP poll.

Accomplishments

• **1,000 POINTS:** Two Badgers scored their 1,000th career points with junior guard Tamara Moore becoming the 17th Badger (and ninth fastest) to score her 1,000th career point in her 80th career game. Junior 6-3 forward Jessie Stomski became the 16th Badger and the sixth fastest player to earn the honor in her 71st career game.

• **TREYS:** Kyle Black was Wisconsin's sharpshooter and completed the season with the second-best three-point percentage in school history. She tied her own school record hitting 4-of-4 vs. Michigan and hit 5-of-7 three-point goals enroute to a career-high 23 points vs. Green Bay. Black, who ranked first in the Big Ten hitting .406 from beyond the arc, was responsible for 54 of UW's 119 treys. She hit at least one three-point goal in every game but one (Feb. 11).

• **DOUBLES & DOUBLES:** All five starters scored in double figures in five games this season. Junior Jessie Stomski led UW at 16.2 points per game which ranked fourth in the conference. Stomski ranked second in the Big Ten in rebounding with 8.1 per game. Both were career bests. She led the Big Ten in double-doubles with 11 and has 24 in her career.

• **FIELD GOAL PERCENTAGE DEFENSE:** UW was second in Big Ten field goal defense allowing opponents to shoot just .401. UW held the opponent to 40 percent or less in 16 games. The 10-point halftime total by NU, and the 12 points at the half by MSU were the first and second lowest opponent totals at the half under Jane Albright (since 1994).

Senior guard Tamara Moore led the Big Ten in steals last season with 3.6 per game, and was named the Big Ten Defensive Player of the Year by both the coaches and media.

• **STEALS:** Junior guard Tamara Moore ranked first in the conference and 15th in the nation in steals per game with 3.57; she is fourth in UW career steals with 263 and set the UW freshman record with 80. She is on pace to break both the UW (327 by Keisha Anderson) and Big Ten (372 by Stacey Thomas of Michigan) all-time steals records by the end of her career.

• **HOME RECORD:** The Kohl Center is a welcome place for the Badgers to play with a 42-11 record (.792 percent) since opening in January of 1998.

Notable UW Seasons

Wisconsin's 20-win seasons

Year	Overall	Coach
1999-00	21-12	Albright
1997-98	21-10	Albright
1995-96	21-8	Albright
1994-95	20-9	Albright
1991-92	20-9	Murphy
1981-82	21-13	Qualls

UW's Post-Season Appearances

Year	Rounds	Coach
2001	NCAA 1st Rnd	Albright
2000	WNIT CHAMPS	Albright
1999	WNIT 2nd place	Albright
1998	NCAA 1st Rnd	Albright
1996	NCAA 2nd Rnd	Albright
1995	NCAA 2nd Rnd	Albright
1992	NCAA 1st Rnd	Murphy

Wisconsin was 11-3 last season in the Kohl Center. The seven-year Badger record at home under Coach Jane Albright is more ominous for opponents having won 82 percent (78-17) of the games since 1994–95 at both the UW Field House and the Kohl Center.

• **ROAD RECORD:** UW was 7-7 on the road this season and was 5-3 in conference road play for the best road record since going 5-3 in 1995–96 (overall was 11-6 for .647). The best-ever Badger road record of 10-4 (.714) was set in 1981–82 (UW finished 19-8 overall).

Jessie Stomski was the 16th Badger to earn her 1,000th-career point, and Tamara Moore was the 17th. Both passed the milestone during 2000-01. Jessie receives the commemorative game ball from Coach A.

All-Big Ten Honors

• **ALL-BIG TEN HONORS**
Wisconsin's **Tamara Moore (Minneapolis, MN)** was tabbed as the 2001 Big Ten Defensive Player of the Year by both the Big Ten coaches and media in balloting. The junior guard led the conference and was among the NCAA leaders with 3.57 steals per game during the regular season while running the point for UW. Moore was named first team all-Big Ten by the media, and second team by the coaches. Moore was also named Associated Press All-America honorable mention, and first team all-Defensive all-American by the *Women's Basketball Journal*.

Teammate **Jessie Stomski (Oakdale, MN)** was named first team all-Big Ten by both the media and coaches. Stomski became just the fourth Badger to earn Kodak/WBCA District IV all-America honors.

Also earning second-team conference honors in both votes was senior forward **LaTonya Sims (Racine, WI)**. Sophomore **Nina Smith (Waterloo, IA)** was honorable mention in both polls.

• **ALL-TOURNAMENT TEAMS**
Coaches vs. Cancer—Jessie Stomski; *NC State*—Jessie Stomski, Tamara Moore

• **ACADEMIC ALL-BIG TEN**
With six Academic all-Big Ten honorees this year, Wisconsin had the most honors of any Big Ten School. Purdue had the second most with five. The Badgers have had the second-most honorees of any Big Ten school since Jane Albright arrived in 1994-95 with 28. Purdue had 29 in the same time period. Since the award began, Wisconsin and Northwestern are tied at 51 for most all-Big Ten Academic honors.

UW's six 2001 honorees include junior guard **Kyle Black**, business; senior guard and three-year member **Judy Ebeling,** business; sophomore guard **Leah Hefte**, elementary education; sophomore forward **Jessica Liegel**, undeclared; sophomore forward **Kristi Seeger**, undeclared; and junior forward **Jessie Stomski**, journalism.

Freshmen and first-year transfer students are not eligible for Academic all-Big Ten status.

WISCONSIN'S WINNINGEST SENIOR CLASSES

1994–1998	78-38	.672
1995–1999	76-43	.639
1997–2001	**78-46**	**.629**
1993–1997	70-42	.625
1006–2000	76-47	.618
1980–1984	71-49	.592
1992–1996	61-51	.545
1979–1983	64-55	.538
1991–1995	60-52	.536
1978–1982	58-58	.500

Lost to Graduation

Four seniors comprised the class that tied for most wins by any senior class with 78. Graduating from the Wisconsin program last year was **LaTonya Sims (Racine, WI)**, Wisconsin's most enduring player. Sims set the UW record for most consecutive games played with 124 having played in every game in her four years. She completed her career among the top five in scoring (4th), rebounding (3rd), field goals made and attempted, free throws made and attempted (2nd), double-doubles and double figuring scoring (1st with 105 games.).

Also graduating were reserves **Rachel Klongland (Sun Prairie, WI)**, **Judy Ebeling (Bloomington, MN)** and **Krista Bird (Owatonna, MN)**.

Also not returning is sophomore center **Nina Smith (Waterloo, IA)** who transferred out of the state. Smith started 26 games and averaged 12.6 points and 6.3 rebounds. Her .595 field goal percentage set a Badger single-season record.

INDIVIDUAL HONORS SUMMARY

Tamara Moore (Minneapolis,MN)
- 2001 Big Ten Defensive Player of the Year
- First team all-Big Ten (media) second team (coaches)
- Associated Press All-America honorable mention
- First team all-Defensive all-American, *Women's Basketball Journal*
- All-Tournament NC State
- USA Basketball finalist

LaTonya Sims (Racine, WI)
- Second team all-Big Ten honors (media and coaches)

Nina Smith (Waterloo, IA)
- Honorable Mention all-Big Ten honors (media and coaches)

Jessie Stomski (Oakdale, MN)
- First team all-Big Ten (media and coaches)
- Kodak/WBCA District VI all-America honors
- All-Tournament NC State and Coaches vs. Cancer
- Big Ten Player of the Week–1/22
- Academic all-Big Ten
- USA Basketball Invitee

2001-2002 BadgerBall Preview

With much anticipation, Wisconsin approaches what could become its finest season to date. A trio of senior starters lead a talented group of 10 experienced returning players. Together they hope to build on the momentum of last season's 12-4 conference mark and second-place Big Ten finish, the best finish in 17 years.

A shortened visit to the 2001 NCAA Tournament also leaves the returnees hungry to improve, and the four newcomers ready to step in for the now-graduated senior class that tied for the most wins in a four-year period with 78. The Badgers, 18-10, were upset in the first round of the NCAA tournament by Missouri, who went on to beat No. 2 seed Georgia and qualify for the regionals.

Returning Players

Wisconsin returns three of its top five scorers led by senior **Jessie Stomski (Oakdale, MN)**. Stomski hit a career-best 16.2 points per game and averaged 8.1 rebounds while hitting .557 percent from the field. The 6-3 forward earned Kodak all-America honorable mention as a district honoree, and was named all-Big Ten first-team by both the coaches and media. The Badger's MVP had her best overall game of the year in the NCAA tournament with 29 points and 11 rebounds on 12-of-18 field goal shooting.

Senior **Tamara Moore (Minneapolis, MN)** is in the hunt for Big Ten records in steals, leading the team for the second straight year in steals and assists averaging 3.57 steals, tops in the Big Ten, and 5.39 assists. Also a Big Ten first team honoree and the conference Defensive Player of the Year, she was third on the team in scoring averaging 12.6 points and added 4.6 rebounds per game. She tried out for the USA Basketball University Games team, and was a finalist for the 12th and final spot on the team that went to the World University Games. Stomski was also invited to attend the tryouts, but sprained an ankle on the first day.

Senior **Kyle Black (Indianapolis, IN)** had a career year as UW's fifth scorer averaging 9.1 points per game and hitting a Big Ten best .406 from the three-point line. She has her eyes on the school records in three-point shooting where she currently ranks fifth hitting 113-317 for .356 percent.

Filling the shoes of departed starters LaTonya Sims (14.5 ppg) and Nina Smith



Senior Kyle Black was the Big Ten's best three-point shooter last season hitting .406 percent of her treys.

(11.9 ppg) will fall to 6-5 sophomore center **Emily Ashbaugh (Woodinville, WA)**, 5-6 junior guard **Candas Smith (Madison, WI)**, 5-11 junior **Leah Hefte (McFarland, WI)**, 6-4 center **Sarah Jirovec (Stevens Points, WI)** or 6-0 junior **Kristi Seeger (Stoughton, WI)**.

All saw considerable playing time last season with Ashbaugh averaging nearly 16 minutes per game and contributing 3.4 points and 3.1 rebounds. Smith spelled Tamara Moore at the point averaging 1.8 points and 1.4 assists in 12 minutes per game. Seeger averaged over 10 minutes per game and contributed 2.7 points and 2.3 rebounds. Hefte is a three-point specialist who contributed 2.0 points and hit .345 percent from beyond the arc. Jirovec averaged 1.5 points as a reserve center.

The Recruits

The Badgers also welcome four freshmen including the 2001 Gatorade Player of the Year in the State of Iowa and the 2000 Gatorade Player of the Year in Wisconsin. **Stephanie Rich (Crawfordsville, IA)**, the two-time state player of the year in Iowa, and **Shawna Nicols (Milwaukee, WI)**, the Wisconsin top player in 2000, should bolster the Badger backcourt.

Rich, a 5-11 guard at Washington High School, was a two-time MVP of the Iowa Class 3A State Tournament and *Street and Smith* Honorable Mention All-American. She averaged 20.7 points, 6.3 rebounds, 6.3 assists and 5.4 steals as a senior. Her team was the first to win three-straight state 3A titles.

Nicols led Pius XI to three consecutive state private schools titles and put them in the finals of the combined WIAA state tournament as a senior. The 5-10 point guard averaged 9.7 points, 5.2 rebounds and 3.5 steals and earned *Street and Smith* Honorable Mention All-America honors as a senior.

Also joining the Badgers are 6-3 forward **Ebba Gebisa (West Lafayette, IN)**, and 6-3 center **Leslie Jauch (Baraboo, WI)**. As a junior at West Lafayette High School, Gebisa averaged 20 points and 12.8 rebounds per game as a senior, and carried a 3.95 grade point average. Jauch set the all-time scoring record for girls and boys at Baraboo High School averaging 16.7 points per game.

The Badgers begin the regular season over Thanksgiving at the Paradise Jam in the Virgin Islands with Florida, USC, and Texas. Also appearing on the non-conference schedule are NCAA participants Washington, Arizona, NC State and Drake. Wisconsin opens the Big Ten slate Dec. 28 with NCAA runnerup champion Purdue for the third straight year. The Big Ten Conference tournament returns to Indianapolis, March 1-4.



Senior Jessie Stomski was an all-Big Ten first team pick who led the Badgers in scoring and rebounding last season.

Wisconsin Women's Basketball

It's been said the Badgers are poised for their best season on the books. What makes you think that? What are your team goals?

Coach A: Experience is really the best indicator you have to go by when you're a coach. In my experience as a head coach, I've never had a group work as hard individually in the spring, over the summer, and continuing into the fall preseason as this one.

This group is also the culmination of learning how to handle success and learning how to handle failure. Coming off a WNIT championship, we had great success last season, winning in venues where previously we hadn't won. Being runners-ups in the Big Ten Conference for the regular season was a great thrill. Yet, our failure at the end of the season presented a combination of success and failure that really propelled the team in the off-season with confidence and also hunger for this season.

Talk about your senior class.

Coach A: First, I have a senior class who sincerely cares about each other, our staff and our team. They have worked extremely hard and have made the most of opportunities and experiences here. I think it is safe to say that it's time for this group—Sarah, Jessie, Kyle and Tamara—to make a legacy and take us places that we've never been.

What can you take into this season from the strong Big Ten finish a year ago and the return to the NCAA Tournament?

Coach A: Success and failure. We did a much better job particularly down the stretch of competing day in and day out in one of the toughest conferences in the country. During the regular season, we were able to go in places and win where the program had not been able to even compete well. We were much better marathon runners. We were poised for distance, and really learned how to control our momentum and not spend all of our emotion on one game and not have any for the next one. That was the good part. The bad part was our extreme disappointment in our post-season games/losses, both in the Big Ten and the NCAA tournament. We must train for the sprints, also, and those losses really forced us to look at our inability to focus and perform well in big moments.

Is there a different approach that you'll take to the post-season next year or is it just maturation?

Coach A: I hope it's just the natural process of maturation. In 17 years of Division I coaching, one of the biggest contrasts with my teams from Northern Illinois and here is post season performance. At NIU, we played our best basketball at our conference tournament and NCAA tournaments. We have not been able to duplicate that here, although we dearly desire to do that. I obviously need to figure that out and change what I need to change. It's still something that I'm spending a lot of time thinking about. I'm also smart enough to know that I can't really recreate it until tournament time. But all year we will be talking a lot about mental toughness and extra effort. In fact, we put "MMTXE" on the seat of our practice shorts!



Emily Ashbaugh averaged 16 minutes per game last season as a freshman. The 6-5 center was the leading rebounder for the Big Ten all-star tour team this past summer, and could step into a starting role this year.

What does it mean to return two first-team all-Big Ten players?

COACH A: It means that two of the people who will be running our team have been in the trenches of warfare every day for three years. Day in and day out, Jessie and Tamara have seen the good and the bad. They know what to expect, how hard it's going to be to reach our goals, and what demands they must meet as an elite Division I student athlete. They've experienced success and failure. They've made mistakes and have been able to correct them and mature. I expect this year to be the best year of their young lives.

> "They [the senior class] have worked extremely hard. I think it's safe to say that it's time for this group to make a legacy and take us places we've never been."
>
> Jane Albright

Did you expect Jessie Stomski to have led the team the past two years in scoring and rebounding?

Coach A: Yes and no. I'm the coach who likes to give upperclassmen every opportunity possible before the younger people take over. In Jessie's freshman year, I didn't start her for our exhibition games. Then she just very quietly went in and showed what she can do. I think she missed two shots, and I figured out quickly that Jessie should be in the game. After being named Freshman of the Year, Jessie has quietly built a lot of momentum in her life, not just on the basketball court but off the basketball court as well. She was our team MVP last season. She

ACADEMIC EXCELLENCE

★ Since the award was initiated in 1986, Wisconsin has garnered 51 Academic all-Big Ten honors tying for 1st for the most Academic all-Big Ten honorees in the history of the conference

★ The Badgers had six all-Big Ten Honorees in 2001, and have had two or more Academic all-Big Ten honorees every year since Jane Albright's arrival (1994—present)

has continually worked hard on her skills and conditioning, and has truly developed as a top player in the Big Ten. I'm as proud of her as I've ever been of any person I've ever been associated with.

The Big Ten's Defensive Player of the Year was Tamara Moore. What does she bring to your team?

COACH A: Besides defensive prowess, Tamara brings instant energy, enthusiasm, leadership, one-on-one scoring, and she's a catalyst for all that we do. She converts defense to point production as well as anyone I've ever coached. Finally, her love for the game is contagious to all of us.

What did playing on the Big Ten all-Star tour do for Kyle Black and Emily Ashbaugh?

Coach A: The Big Ten all-Star tour was a wonderful experience for both of them–educationally and athletically. The opportunity for playing time gave them each a chance to experience individual and team success. For Kyle, that meant the chance to polish her offensive game while leading the team in scoring. She also had the chance to use her leadership skills, as she was one of the oldest on the team and served as a captain. For Emily, it gave her a chance to showcase all the hard work she had put in over the summer. She's stronger now, so she had playing time with her "more mature" body. She was very successful offensively and defensively in contributing to our wins, so it is my hope that the experience gave her a lot of confidence.

Who are your projected starters this season, and give a little description on how each might contribute.

Coach A: I think you have to look again first at our senior class of Kyle (Black), Jessie (Stomski) and Tamara (Moore) who are obvious major contributors. Jessie will be asked to carry a load again in areas of rebounding and scoring. She has worked to become more versatile offensively, so we'll be even more effective in our offense.

Tamara's role will increase as a scorer. We will use her high energy, her athleticism, and her versatility to help us win. Last year she was the Big Ten Defensive Player of the Year, so we'll call on her to lead our defense.

Kyle's role will increase and I expect her to be a very efficient shooting guard. Kyle is a gym rat and her hustle plays will always add to what we are doing. I think Emily will be our starting center. She is much improved and ready for the challenge to start. She should prove to be a great defensive center and dominant rebounder. Her shooting touch is nice and one of my favorite things about her is her excellence in free throw shooting.

I expect lots of competition for our fifth starting spot. Candas, Kristi and Leah will certainly get our first look, but I expect our freshmen to challenge for it, also. The key here is versatility. I don't believe we will have a set starting five for the entire year.

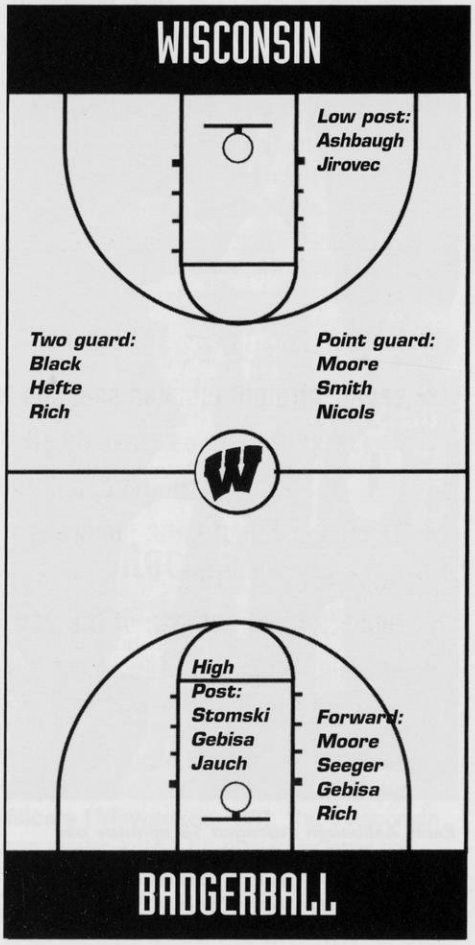

Talk about the recruiting class and who might contribute immediately?

Coach A: I think our class is an infusion of great young talent, and exactly the weapons we needed. As a staff we talked a lot about specific needs of our program and we actually identified some things we felt needed to be changed on and off the court. This class is the answer to our needs.

This is a group with whom we were very, very selective. They're extremely different, but they're also alike. They are four of the best students we've ever recruited. They pursue excellence in their lives, not just in basketball. They're team players and well-rounded individuals. I have never recruited a class that had seven state championships represented. Usually a recruiting class has a person that has one, but that means again they have demanded excellence of themselves and the people around them as a unit. That's very contagious.

What would be the depth chart at each position?

Coach A: Point guards: Tamara Moore, Candas Smith, Shawna Nicols

Shooting guards: Kyle Black, Leah Hefte, Stephanie Rich

Small forwards: Tamara Moore, Kristi Seeger, Ebba Gebisa, Stephanie Rich

Power forwards: Jessie Stomski, Ebba Gebisa, Leslie Jauch

Centers: Emily Ashbaugh, Sarah Jirovec

Wisconsin gets closer every year to breaking its Big Ten tournament stigma of early-round losses. How close are the Badgers to becoming a semi-final round or championship finals team?

Coach A: There's no one in the state or country that wants to win those games more than myself and this coaching staff.

BADGERBALL'S RECORD ATTENDANCE

★ Wisconsin has led the Big Ten in cumulative attendance four years, and ranked among the top eight in the nation in attendance since 1995.

★ Wisconsin set school and conference marks in 1998 averaging 10,455 overall. The Badgers set a league record with 12,274 attending Big Ten games and set a single-game conference mark of 16,329.

We have certainly given our tournament experience a lot of thought. It is my hope that this year's team can blend experience, talent, confidence, and hunger to be a successful tournament team. We know that's a monkey that we want to get off our back. In fact, it's a gorilla by now, and we'll try to get ready for it!

Last year the Badgers were a stellar offensive team setting a school record from the floor (hitting .432 percent from the field). What are going to be your points of emphasis this year?

Coach A: I think that points of emphasis this year will be similar. We will be blending our talents to get the most out of everybody, individually and as a team. When we get to the big moments, we want to perform as a very strong unit.

I was very pleased with our blend last year. We had an effective outside-inside game. We had good defense and no one really totally took us out of anything. We outrebounded most of our opponents. All of this was against an extremely tough schedule. I would like for this team to be known as a great offensive team by scoring lots of points in a high percentage system. Still, I know our strength must be our team defense. We will change up defenses when the need arises.

What do you anticipate are the team's strengths?

Coach A: This team loves hard work! They care about each other and are extremely unselfish. Our versatility will allow us to try different things so we should be harder to guard. Finally, one of our biggest strengths will be great senior leadership.

What can you say about Wisconsin's schedule this year?

COACH A: Our schedule this season is very challenging. There's a possibility of playing 12 NCAA teams from last year's field. We will certainly have lots of opportunities and challenges to get us ready for a tough Big Ten schedule. But that's the way these players wanted it. That's why they came here. To be the best, you have to compete against the best.

What does coaching in the Big Ten mean to you?

COACH A: It is a real treat to be able to recruit and sign the best student athletes in the country. I am proud that we had six Academic all-Big Ten athletes last season! I am proud of the 500+ hours of community service our team performed last year. In short, having the opportunity to coach great people who strive for excellence in the classroom and on the court is a dream come true.

You have the great fortune to have a veteran staff returning. What does that stability lend to your program?

COACH A: My staff is a unique blend of experience and talent. As a unit, I have confidence that we can handle any challenge. They all take care of individual responsibilities within our program, and stand united with me when things are grand as well as when things are tough. With this staff, our jobs never seem like work! I truly believe this strength is obvious in everything they do and I am so fortunate to have them here with me.



Candas Smith has overcome a serious automobile accident in her freshman year to challenge for a starting role at point guard this season.

ATHLETIC SUCCESS

In the last seven years, BadgerBall has achieved unprecedented success:

★ seven-straight winning seasons for the first time in school history
★ appeared in the post-season six times including four NCAA tournaments
★ won the WNIT title in 2000, and was the runner-up champion in 1999
★ 17 all-Big Ten athletic honorees
★ three WBCA District all-Americans
★ two Big Ten Freshmen of the Year
★ one Big Ten Coach of the Year honor
★ one WBCA District Coach of the Year honor
★ tied the record for most wins in program history three times (21)
★ four 20-win seasons in the past seven years
★ record attendance and ticket sales

BadgerBall Support Staff

Many members of the Athletic Department staff perform behind the scenes tasks that help make Wisconsin Women's basketball a great success. It takes the dedication of many to provide a quality BadgerBall program for the student-athletes and for their many fans.



Academic Affairs:
Tom Browne

Academic Affairs:
Nancy Gatyas

Academic Affairs:
Maryellen Rock



Academic Affairs:
Doug Tiedt



Academic Affairs:
Alan Zussman

BadgerBall Program Asst:
Julie Dobie

BadgerBall's Design Trust:
Linda Kietzer, Barry Carlsen
UW Communications

Equipment:
Gary Poels

Event Coordinator:
Mike Schmidt



Facilities:
Roger Schuster

Manager:
Mark Ciociola

Manager:
Katie Stojsavljevic

Marketing:
Kevin Kluender

Sports Information:
Tamara J. Flarup



Sports Medicine:
Michael Moll



Sports Medicine:
Dr. David Bernhardt

Sports Medicine:
Dr. Kathleen Carr



Sports Nutritionist
Jeremy Isensee



Strength & Conditioning:
Scott Hettenbach

Scheduling:
Christine McKinley

Tickets:
Brian Evenson

Videographer:
Will Davis



W Club Programs and Concessions:
Terry Murawski

Watch a Game with Coach A

Wisconsin's Coach A is animated and encouraging on the sidelines. Catch a game from her perspective in the following photographs.

Coach A enters her eighth year with a vision for unprecedented success having recorded seven consecutive winning seasons for the first time in school history.



Head Coach Jane Albright



Badger Coach Jane Albright has led Wisconsin to an unprecedented seven consecutive winning seasons and became the winningest coach in program history in 2001.

In just seven short years, Jane Albright became the winningest coach in Wisconsin's 27-year history bringing unprecedented success to the University of Wisconsin women's basketball program. In her tenure, the Badgers have had seven consecutive winning seasons for the first time in school history (135-74, .646), including four 20-win seasons and six post-season bids.

Under Coach "A", the UW women's basketball program has been revitalized. She has been responsible for many program 'firsts' including best record overall (21-8), best Big Ten finish (2nd in 2001), most fans, and most NCAA appearances and wins. All this after she took over a program in 1994 that had just one winning season in the previous 10 years and a 102-176 record.

She responded by taking her first teams (1995 and 1996) to the NCAA tournament, and returned to the Big Dance in 1998 and again in 2001. Wisconsin gained its first major basketball title by winning the Women's National Invitation Tournament (WNIT) title in 2000, and finished as the runner-up WNIT champion in 1999.

During Coach A's first two years, the Badgers had back-to-back 20-win seasons for the first time in school history. The 1996 team tied for the most wins and posted the best record in school history at 21-8. The 1998 squad tied 21 wins finishing at 21-10, and the 2000 squad matched that figure again finishing 21-12. Albright has posted nine 20-win seasons in the past 12 years, and has taken her team to eight NCAA tournaments in the last 11 years (at both Wisconsin and Northern Illinois).

Albright earned Big Ten Coach of the Year honors in her first season at Wisconsin. Her team was 20-9 and received just the program's second bid to the NCAA Championship losing in the second round. The Badgers placed third in the Big Ten Conference with an 11-5 record, improving from ninth place in 1994. She achieved her 200th win during that season, and was an Associated Press and WBCA National Coach of the Year finalist.

Winning and attending the NCAA tournament is the rule rather than the exception for Albright, who left Northern Illinois in 1994 with a decade of accomplishments to her credit. The all-time winningest basketball coach at NIU, she held a 188-110 (.631) mark, and was 140-48 (.744) her last six years, which included five 20-win seasons and four NCAA tournament appearances. Her last two teams at NIU finished with 24-6 records, and were Mid-Continent regular-



Success has followed Jane Albright throughout her career. The North Carolina native is poised for what could be her best season at Wisconsin.

season or tournament champions and NCAA qualifiers.

The four-time conference coach of the year in the Big Ten and both the North Star and Mid-Continent Conferences, Albright began her coaching career in 1981 under Pat Summit, one of the game's best. While a graduate assistant under Summitt, the Volunteers were NCAA Final Four participants in 1982, and NCAA quarter-finalists in 1983.

In 1983, she joined the University of Cincinnati coaching staff as an assistant coach and recruiting coordinator. A year later she assumed the head coaching position at Northern Illinois where she established a program worthy of national recognition.

Albright has coached six players who have earned eight Kodak District IV all-America honors, two Olympic Festival athletes, five professional players, and two USA team participants. She earned Women's Basketball Coaches Association



Coach A's popularity and BadgerBall have become the rage in Wisconsin with record attendance at games and at summer camps. Nearly 1,000 young athletes attended the 2001 BadgerBall Summer Hoops camp, and over 10,000 campers have joined the BadgerBall family since 1995. Left: Coach A and staff take part in wild hair day at the BadgerBall Summer Hoops Camp.

(WBCA) District IV "Coach of the Year" honors in 1995 and 1990.

Active in USA Basketball, she was the head coach of the 1996 USA R. Williams Jones Cup team which won the gold medal in Taipei, Taiwan, with a perfect 9-0 mark. In 1993, she was the assistant coach for Team USA which earned a bronze medal at the World University Games with a 6-2 record.

Albright assisted the 1992 USA Junior National team to a 4-1 record and silver medal performance in the Pan American Confederation World Championship in Mexico, qualifying the United States women for the 1993 Junior World Championship. A year earlier, she was the head coach of the gold medal–winning 1991 U.S. Olympic Festival South squad.

In 2001, Albright took the Big Ten all-Stars on a nine-day tour of Switzerland and France earning a 5-0 record. Her 1999 Big Ten tour team posted a 3-1 record after a 10-day tour of Germany and Belgium.

The Graham, N.C., native graduated cum laude in health and physical education from Appalachian State University in 1977, where she was a letterwinner in both basketball and volleyball. She taught and coached four years at Spartanburg High School in Spartanburg, S.C., prior to beginning her collegiate coaching career at Tennessee.

Deeply committed to community service, Albright serves on the boards of several organizations including Buckets for Hunger Board of Directors; MACC Fund Board of Directors (Midwest Athletes Against Childhood Cancer); CAP Fund Board of Directors (Child Abuse Prevention); FCA (Fellowship of Christian Athletes) Board of Directors

She has been a featured speaker and clinician at: the BadgerBall Coaches Clinics; the Wisconsin Basketball Coaches Association Fall Clinic; Minnesota High School Coaches Association Clinic; Iowa Basketball Coaches Association Fall Clinic; the nationally renowned "Recruiter's Institute" and the Kevin O'Neill Coaches Clinic.

Coach Jane Albright took her second Big Ten All-Star team on a European tour this past summer earning a 5-0 record. Albright is 8-1 in Big Ten summer tours. Joining her from Wisconsin were (L-R) center Emily Ashbaugh, Coach A, guard Kyle Black, Director of Basketball Operations Melissa Bruner, and Assistant Coach Erika Lang-Montgomery.

BADGER RECORDS UNDER ALBRIGHT

Year	Overall	Big Ten	Post Season
2000–01	18-10	12-4 (T2nd)	NCAA
1999–00	21-12	8-8 (T5th)	WNIT
1998–99	18-14	9-7 (T4th)	WNIT
1997–98	21-10	9-7 (6th)	NCAA
1996–97	16-11	8-8 (T6th)	None
1995–96	21-8	12-4 (3rd)	NCAA
1994–95	20-9	11-5 (3rd)	NCAA

TOP SEVEN RECORDS IN WISCONSIN'S SCHOOL HISTORY

Year	Record	Pct.	Post Season Results
1995–96*	21-8	.724	NCAA 2nd Round (1-1)
1982–83	19-8	.704	No post season
1994–95*	20-9	.690	NCAA 2nd Round (1-1)
1991–92	20-9	.690	NCAA 1st Round (0-1)
1997–98*	21-10	.677	NCAA 1st Round (0-1)
2000–01*	18-10	.643	NCAA 1st Round (0-1)
1999-00*	21-12	.636	WNIT Champions (5-0)

(* indicates seasons under Albright)

The Jane Albright Television Show

Coach A, her staff and the UW players talk about all facets of BadgerBall weekly on 'The Jane Albright Coaches Show'. Now in its third season, the show appears nationally and locally on Fox Sports North and TVW. WISC-TV's Angela Jacobs of Madison's CBS affiliate serves as the host.

Albright's Pledge to Community Service

Away from basketball, Jane Albright is an enthusiastic participant in, and promoter of, community service. Her projects are quite diverse, and she takes her concern for others beyond the status quo addressing such topics as domestic violence and literacy. She requires her team's participation in community service as well as assisting with such events as 'Buckets for Hunger,' which raises money for the local food pantry.



Jessie Stomski (L) and Kyle Black work from a scaffold while helping build a house for Habitat for Humanity, one of many community service activities the Badgers take part in during the year.



ABOVE: Coach A was mesmerized by the 'Wizard of Westwood' when she met John Wooden in 1996. They discussed all facets of basketball and coaching from philosophy to x's and o's. Says Jane of John, "He's the greatest."

Coach 'A' is a much sought-after speaker and regularly assists with charity and athletic department fundraising events. The community groups she typically serves include elementary and middle school students, church organizations, and service clubs such as the Lions, Optimists, Rotary, Madison Sports Hall of Fame, United Way and Habitat for Humanity.

She has served as the spokesperson for the Share Your Holidays campaign, the Lake Monona Spokeout (bike ride) to Prevent Child Abuse, the Children's Service Society of Wisconsin (CASA), the Community Action Coalition, and is on the advisory board of the Fellowship of Christian Athletes, from which she received a national award in 2001. She has also appeared in numerous public service television and radio spots speaking against domestic violence, and in support of the literacy efforts for the Wisconsin Library Association.

Albright's Career Records

Season	School/Position	Record	Conf.	Head Coach	Team Accomplishments
1981-82	Tennessee-Grad. Asst.	22-10 (.688)		Pat Head Summitt	NCAA Final Four
1982-83	Tennessee-Grad. Asst.	25- 8 (.758)		Pat Head Summitt	NCAA Final Eight
1983-84	Cincinnati-Asst. Coach	16-12 (.571)		Sandy Smith	
1984-85	N. Illinois-Head Coach	15-13 (.536)	11-7	Jane Albright	MAC Post-Season Tournament
1985-86	N. Illinois-Head Coach	8-19 (.296)	6-12	Jane Albright	
1986-87	N. Illinois-Head Coach	11-16 (.407)	-	Jane Albright	
1987-88	N. Illinois-Head Coach	14-14 (.500)	6-4	Jane Albright	4th, North Star Conference
1988-89	N. Illinois-Head Coach	23- 7 (.767)	12-2	Jane Albright	2nd, North Star Conference
1989-90	N. Illinois-Head Coach	26- 5 (.839)	12-0	Jane Albright	1st*, North Star Conference, NCAA 2nd Round
1990-91	N. Illinois-Head Coach	25-10 (.714)	12-2	Jane Albright	2nd, North Star Conference, 7th, NWIT
1991-92	N. Illinois-Head Coach	18-14 (.563)	8-4	Jane Albright-Dieterle	2nd*, North Star Conference, NCAA 2nd Round
1992-93	N. Illinois-Head Coach	24- 6 (.800)	15-1	Jane Albright-Dieterle	1st*, Mid-Continent Conference, NCAA 1st Round
1993-94	N. Illinois-Head Coach	24- 6 (.800)	18-0	Jane Albright-Dieterle	1st, Mid-Continent Conference, NCAA 1st Round
1994-95	Wisconsin-Head Coach	20- 9 (.689)	11-5	Jane Albright-Dieterle	3rd, Big Ten Conference, NCAA 2nd Round
1995-96	Wisconsin-Head Coach	21- 8 (.724)	12-4	Jane Albright-Dieterle	3rd, Big Ten Conference, NCAA 2nd Round
1996-97	Wisconsin-Head Coach	16- 11 (.592)	8-8	Jane Albright-Dieterle	T6th, Big Ten Conference
1997-98	Wisconsin-Head Coach	21- 10 (.677)	9-7	Jane Albright-Dieterle	6th, Big Ten Conference, NCAA 1st Round
1998-99	Wisconsin-Head Coach	18-14 (.562)	9-7	Jane Albright-Dieterle	T4th, Big Ten Conference, WNIT Runners-up
1999-00	Wisconsin-Head Coach	21-12 (.636)	8-8	Jane Albright	T5th, Big Ten Conference, WNIT Champions
2000-01	Wisconsin-Head Coach	18-10 (.643)	12-4	Jane Albright	T2nd, Big Ten Conference, NCAA 1st Round
7 years	**UW Record**	**135-74 (.646)**	**(Big Ten Record 69-43, .616)**		
17 years	**Head Coach Record**	**323-184 (.637)**			

*** Indicates won conference tournament**

Albright's Career Highlights

Coach of the Year Honors

1995–Women's Basketball Coaches Association District IV, and Big Ten Conference Coach of the Year
1995–Nominations for AP, Naismith and WBCA National Coach of the Year awards
1994–Illinois Basketball Coaches Association Coach of the Year
1993–Mid-Continent Conference and Illinois Basketball Coaches Association Coach of the Year
1991–Illinois Basketball Coaches Association Coach of the Year
1990–Women's Basketball Coaches Association District IV and North Star Conference Coach of the Year
1989–North Star Conference Coach of the Year

USA Basketball Coaching

1996–USA R. William Jones Cup Team, head coach, gold medal
1993–USA National Team at World University Games, assistant coach, bronze medal
1992–USA Junior Team at Pan American Basketball Confederation Junior World Championship, assistant coach, silver medal
1991–U.S. Olympic Festival, head coach of the South team, gold medal

National Recognition—Teams

2001–NCAA Tournament 1st Round: 0-1
1st Round: Missouri in Athens, GA, L 68-71
2000–WNIT Tournament Champions: 5-0 record
Rnds: Finals–UW 75, Florida 74, Madison, WI
1999–WNIT Tournament Runner-up Champions: 4-1 record
5 Rnds: Finals–Arkansas 67, UW 64, Fayetteville, AR
1998–NCAA Tournament 1st Round: 0-1
1st Round: Virginia Tech in Gainesville, FL, L 64-75
1996–NCAA Tournament 2nd Round: 1-1
1st Round: Oregon in Nashville, TN, W 74-60
2nd Round: Vanderbilt in Nashville, TN, L 82-96
1995–NCAA Tournament 2nd Round: 1-1
1st Round: Kansas in Lubbock, Texas, W 73-72
2nd Round: Texas Tech in Lubbock, TX, L 65-88
1994–NCAA Tournament 1st round: 0-1
at Southwest Missouri State, L 56-75
1993–NCAA Tournament 1st round: 0-1
at Georgetown, L 74-76
1992–NCAA Tournament 2nd round: 1-1
1st Round: Louisiana Tech in DeKalb, IL, W 77-71
2nd Round: at Purdue, L 62-98
1991–at NWIT in San Antonio, TX, 7th place: 1-2
1st Round: vs. Houston, L 71-83
2nd Round: vs. Alabama-Birmingham, L 71-78
3rd Round: vs. Notre Dame, W 84-82
1990–NCAA Tournament 2nd round: 1-1
1st Round: Texas Tech in DeKalb, IL, W 84-63
2nd Round: at Purdue, L 81-86
1990–NCAA Division I Scoring Leader (94.5 pts. per game); free throw percentage leader (.775)

Post Season Record: Albright is 4-8 in NCAA games; and 10-3 in the National Women's Invitational Tournament

National Recognition—Individuals

U.S. Olympic Festival
E.C. Hill, NIU–1991
Carol Owens, NIU–1986
Kodak All-Americans (District IV)
Jessie Stomski, Wisconsin–2001
Keisha Anderson, Wisconsin–1997
Barb Franke, Wisconsin–1995, 1996
E.C. Hill, NIU–1993
Lisa Foss, NIU–1991
Carol Owens, NIU–1989, 1990
U.S. Basketball Writers' All-American
E.C. Hill, NIU–1994
Associated Press All-American
Tamara Moore, Wisconsin–2001 (Honorable Mention)
Barb Franke, Wisconsin–1995, 1996 (Honorable Mention)
USA Basketball Team
Barb Franke, Wisconsin–1994
E.C. Hill, NIU–1993
Women's Professional Basketball Teams
Keisha Anderson, Wisconsin–ABL Colorado Xplosion, 1997
WNBA Washington Mystics, 2000
and WNBA Charlotte Sting, 2001
Barb Franke, Wisconsin–Europe, Limoges, France, 1996 and ABL, 1998
E.C. Hill, NIU–ABL Connecticut Blizzard, 1996
WNBA Indiana Fever, 2000
Ann Klapperich, Wisconsin-Europe, Olivas Clube, Portugal–1998
Katie Voigt, Wisconsin-Europe, Club Boom, Belgium–1999-01
Israel–2001



LEFT: Active in USA Basketball, Coach A is pictured with her gold medal-winning Jones Cup team in 1996.



Kate Peterson, Assistant Coach

Wisconsin native Kate Peterson has been the Badgers' chief recruiting coordinator for the past three years, and begins her fifth year overall at Wisconsin. It is a position with which she is quite familiar after four years as the women's basketball assistant coach and recruiting coordinator at Eastern Illinois University from 1993–97. Peterson has helped the Badgers bring in two top-10 rookie classes in the past three years.

Hailing from River Falls, Wis., Peterson graduated from the University of Wisconsin–Stevens Point where she was a four-year basketball starter earning all-conference honors. She was named Kodak all-America as a senior while setting an NCAA Division III national record for three-point goals made per game in a season (3.85 per game). She was inducted into the UW-Stevens Point Hall of Fame on Sept. 30, 2000.

Peterson completed her degree in psychology from Stevens Point in 1991, and completed her master's degree in educational psychology at Indiana University in 1995.

While at Indiana she gained familiarity with the Big Ten Conference as a graduate assistant one year, and later became a restricted earnings assistant with duties in scouting, on-campus recruiting and on-court coaching in 1992–93. She joined Eastern Illinois as the chief assistant in 1993.

In addition to her college coaching experience, Peterson served as the coach for an Athletes in Action camp held in Saõ Paulo, Brazil in 1992, and has worked a variety of summer basketball camps including directing the UW–Stevens Point summer basketball camp in 1991.

Erika Lang-Montgomery, Assistant Coach

Former University of Southern California assistant, Erika Lang-Montgomery, begins her second year as an assistant coach with the Badgers. A 1995 graduate of the University of Florida, Lang-Montgomery has experience with four Division I basketball programs including Florida, plus coaching stops at Purdue, Florida State and most recently USC.

Lang-Montgomery assisted then-coach Lin Dunn at Purdue from 1995–96, before going to Florida State with Chris Gobrect as her third assistant. She followed Gobrect to USC where she was an assistant coach and recruiting coordinator from 1998–00. USC signed back-to-back nationally-ranked recruiting classes during her tenure.

As a player at Florida from 1988–92, Lang-Montgomery earned all-SEC freshmen team honors in 1989. She averaged 14.2 points and 8.9 rebounds her junior season, but was injured much of her senior year. She finished her career among the top 10 in rebounds with 647, blocks with 45, and collected 959 points.

Graduating with a degree in exercise and sports science, Lang-Montgomery served as a student-assistant coach at Florida from 1992–93. She was the head coach of the girls' varsity basketball team at St. John's Country Day School in Orange Park, Fla., two years from 1993–95, and was the head junior varsity girls' coach at F.W. Bucholz High School in Gainesville from 1992–93. She married Larry Montgomery in 1997.

Lang-Montgomery is one of Wisconsin's national recruiters and is the primary post position coach while also assisting with other on-court coaching duties.

The Badgers have an experienced coaching staff that embraces life's values in addition to teaching basketball fundamentals. (L-R) Kate Peterson, Kelly Kenny, Jane Albright, Erika Lang-Montgomery, Melissa Bruner.

Kelly Kenny, Assistant Coach

Kelly Kenny has been a welcome addition to the Badgers since her arrival in 1998. An experienced 17-year coaching veteran, she is the primary scout of UW opponents, and her game strategies and evaluative abilities are used often in the Badger huddles.

A native of Sterling Heights, Mich., Kenny graduated from Oakland University in 1983, with a bachelor's degree in elementary education. She began her coaching career at her alma mater serving as an assistant coach from 1983–86 at Oakland University in Rochester, Mich. She continued her assistant coaching duties at Eastern Michigan University, a Mid-America school from 1987–91. Her duties included scouting, recruiting, academic supervision of athletes, team travel and budgets, as well as on-the-floor coaching of the guards and team defense. She served as the assistant coach at Wayne State University in Detroit the year prior to joining the Badgers, and was the assistant coach at Macomb Community College in Warren, Michigan, in 1996.

In addition to coaching at the college level, Kenny was the varsity girls basketball coach at Dexter High School, Dexter, Mich., from 1991–95, where she organized the high school and middle school basketball programs. She also assisted at Dearborn High School (Dearborn, Mich.) for two years.

While a player, Kenny was a four-year starter and captain for Oakland. At point guard, she led the Pioneers to an NCAA Division II Final Four appearance in 1982. A prep all-state player at Henry Ford II, Kenny still holds the school marks in assists and steals.



Melissa Bruner, Director of Basketball Operations

Melissa A. Bruner is beginning her seventh year at Wisconsin as the Director of Women's Basketball Operations. The Ohio native received her business administration and accounting degree at Coe College in Cedar Rapids, Iowa, and earned her master's degree in physical education with a concentration in athletic administration from Ohio University in June of 1995. At Ohio, Bruner served as a graduate assistant and teaching associate providing the athletic director with various student academic services and assisting in compliance issues.

While pursuing her studies at Coe, Bruner was a multi-sport letterwinner and earned high distinction for her academic pursuits as a member of Mortar Board and Phi Kappa Phi honor society.

She lettered in softball four years, and basketball, tennis, and volleyball two years. She earned academic all-conference honors in each sport, earning recognition for her athletic and academic achievements, and was a national GTE Academic all-American her senior year. She also served as a residence hall supervisor and was active in several student activities committees.

In her position at Wisconsin, Bruner assists Jane Albright in public relations scheduling, team travel and practice arrangements, serves as the camp liaison, hoop troop booster club liaison, team academic coordinator, and assists with all administrative matters regarding Wisconsin Women's Basketball.

Last season the Badger Coaching staff orchestrated its fourth NCAA bid and the best Big Ten Conference regular-season finish since 1982, tying for second place with a 12-4 conference mark.



Junior
5-6 Guard
Madison, WI
West High School
Coach: Steve Benton

1 Candas Smith

2000-01: A local product from Madison's West High School, 5-6 guard Candas Smith backed up Tamara Moore at the point last season ... she saw limited action as a freshman because of a car accident Aug. 28, 1999, that affected her health all season ... began the 2000 season with an appendectomy on Sept. 28 ... had her first real season of regular practice and play averaging 11.6 minutes compared to 8.4 as a freshman ... tied her career-highs with seven points, five rebounds and five assists ... is accurate when she does shoot the three-pointer with 9-21 or .429 for her career

1999-2000: Backed up point guards Dee Dee Pate and Tamara Moore, and saw a season-high 21 minutes while setting career-highs with seven points, three rebounds and three steals vs. Minnesota on Feb. 3rd ... hit 50% from beyond the arc (5-10) and made 12-15 free throws for .800 percent ... received severe facial injuries as a passenger in a serious automobile accident before the start of school Aug. 28 and did not report for practice until Oct. 29 ... has endured several reconstructive surgeries for her injuries and has turned her injury into a positive by publically advocating the use of seat belts, particularly by her age group

High School: Unanimous first-team Associated Press all-state selection and the 2000 Gatorade Player of the Year for Wisconsin ... named 'Miss Basketball' by the Wisconsin Basketball Coaches Association ... two-time *Street & Smith* All-America honorable mention ... ranked in the Top 50 Seniors by *Athlon* magazine ... a three-time all-Big Eight Conference pick, she led the team to a 20-4 record and a share of the Big Eight Conference title and a second straight WIAA state division I sectional final appearance ... was a first team all-area pick by the *Wisconsin State Journal* and *Capital Times* and the WSJ City Player of the Year while averaging 15.1 points, 2.7 rebounds, 3.4 assists and 3.9 steals per game ... shot .536 percent from the field including .608 percent from beyond the three-point arc, and hit 80 percent of her free throws ... career stats include two school records with 1,423 points (14.5 career ppg) and 279 assists for a career average of 3.0 assists/game ... also added 363 steals or 3.7 steals per game for her career

Smith's Career Single Game Highs

Points—7 twice
Field Goals—3 vs.Northwestern 2/1/01
Field Goal Att.—4 three times
3-Pt. Goals—1 several times
3-Pt. Att.—2 several times
Free Throws—3 twice
Free Throw Att.—4 twice
Rebounds—5 vs. Loyola 12/5/01
Assists—5 twice
Steals—5 vs. Northwestern 2/1/01
Blocks—1 vs. Rutgers 11/27/99

Smith in Post Season Play

2001 NCAA Championship, Athens, GA
2000 WNIT Championship, Madison, WI

Of Special Note:

- **Explosive point guard who averaged 1.8 points in 12 minutes/game as a sophomore; capable of shooting the three hitting 9-21 (.429) for her career**
- **Spent freshman year recovering from an auto accident Aug. 28, 1999, which caused severe facial injuries and prevented full participation**
- **1999 AP first team and Gatorade High School State Player of the Year; also named 'Miss Basketball' by the Wisconsin Coaches Association**

Smith's Career Record

Season	G/S	FG	FGA	PCT	3PT	3PTA	PCT	FT	FTA	PCT	REB	AVG	PF/D	A	TO	BL	ST	MIN	PTS	AVG
1999-00	31/0	9	24	.375	5	10	.500	12	15	.800	15	0.5	27/0	34	39	1	14	261	35	1.1
2000-01	28/0	16	35	.457	4	11	.500	15	20	.750	23	0.8	28/1	40	42	0	20	324	51	1.8
Totals	59/0	25	59	.424	9	21	.429	27	35	.771	38	0.6	55/1	74	81	1	34	585	86	1.5

Candas Smith: Up Close and Personal

Personal: Born 7-11-81; family includes her grandmother Meckelin Smith also known as Chubbs; Nickname: Spanish

Favorites: Favorite Subject: Psychology courses ... Favorite Food: Pizza & spaghetti ... Favorite Color: Blue/gray ... Activities: Buying shoes ... Vacation Spot: Hawaii ... Favorite sports other than basketball: Soccer, volleyball, tennis

My favorite things: Playing basketball, being with my grandmother, buying shoes

Person(s) most admired: Grandmother/mother

Most memorable basketball achievement: Being named 'Miss Basketball' and the Gatorade Player of the Year for my state

Best UW road trip: Visiting New York

To calm my nerves before a game I: Listen to music

In preseason conditioning I worked on: Making my game complete

Most prized possession is: My grandmother, and my life, God

Dream as a collegiate player: To reach at least the Final Four

Favorite cartoon character: Scooby Doo

Favorite book: "Their Eyes Were Watching God"

Favorite spot on campus: Kohl Center

Autobiography title: Rising Above it All

If I could play another sport at UW it would be: Soccer

If I could bring one thing from my home town it would be: My bed

If I could have any job I'd be: A judge

The community service group I like the most is: The Boys and Girls Club

What would you be doing if you weren't playing basketball? Going to college

What is your favorite WNBA team? Sacramento Monarchs

What do you do on your days off from basketball? Hang with my cousins

Is there some significance to your uniform number? It stands for Candas Smith is No. 1.

What's it like living in the No. 1 city in America? It's great. I've lived here all my life.

Favorite DVD: Pitch Black

Favorite form of transportation: My Adidas

Favorite past time: Being born

Favorite TV show: Sports Center

Favorite kind and name of pet: Don't have one

Last book I read: "The Invisible Man"

Favorite CD I bought: Little Bow Wow

What would you do if you were retired? Spend time reflecting on the good ol' days

Major: Legal Studies

Career goal: To be something important in society

2000-01 Stats

C. Smith	Pts	Reb	Asst	Stl
#24 Oregon	2	0	0	1
Elon College	5	2	5	1
#5 NOTRE DAME	0	1	3	0
#12 OKLAHOMA	2	0	2	0
NEBRASKA	0	3	1	0
#2 Tennessee	0	0	0	0
LOYOLA	7	5	3	1
Evansville	0	0	2	2
#8 PURDUE	3	1	0	1
IOWA	0	0	0	0
Michigan	2	0	0	0
GREEN BAY	2	0	3	0
Michigan State	3	0	1	0
Iowa	0	0	2	0
UW-Milwaukee	2	0	0	3
MINNESOTA	2	1	1	2
INDIANA	0	0	3	0
Illinois	0	0	0	0
#6 Purdue	2	1	1	0
NORTHWESTERN	6	1	2	5
MICHIGAN STATE	5	1	2	2
Indiana	0	1	1	0
Northwestern	3	0	3	1
PENN STATE	3	0	3	1
Minnesota	0	2	0	0
OHIO STATE	1	0	0	0
Illinois	0	0	2	0
Univ. of Missouri	0	0	2	0

2 Jessica Liegel

2000-01: Walk-on in 2000 ... reserve guard ... played in two games ... member of the 2001 Academic all-Big Ten honors team

High School: Named first team all-conference in 1997 and 1998 ... was the SWAL Conference MPV in 1999 ... also earned *Wisconsin State Journal* all-Area honors, and was an honorable mention all-Stater ... played in the WBCA all-Star game with teammate Leah Hefte ... class salutatorian at River Valley High School in Spring Green, WI

Junior/Sophomore
5-9 Guard/Forward
Plain, WI
River Valley High School
Coach: Phil Manske

Liegels's Career Single Game Highs

Points—0
Field Goals—0
Field Goal Att.—0
3-Pt. Goals—0
3-Pt. Att.—0
Free Throws—0
Free Throw Att.—0
Rebounds—1 vs. Northwestern 2/1/01
Assists—0
Steals—0
Blocks—0

Liegel in Post Season Play

2001 NCAA Championship, Athens, GA



Jessica Liegel: Up Close and Personal

Personal: Born 9-17-81, family includes Parents Ed and Mary Jayne Liegel, Brothers Eddie, Simon, and Sam; Nickname: Jess

Favorites: Favorite subject: Chemistry ... Favorite food: Strawberries ... Favorite color: Blue ... Activities: Reading, playing piano ... Favorite sport other than basketball: Tennis

My favorite things to do or have: Ride horses

Person(s) most admired: Dalai Lama, Mother Teresa

Most memorable basketball achievement: Conference MVP and walking-on at UW

Best UW road trip: Georgia

To calm my nerves before a game I: Sing along with the warm-up tape

In preseason training I worked on: Endurance

My most prized possession is: A quilt my grandma made

Dream as a collegiate player: Win the Big Ten

Favorite spot on campus: Memorial Union at sunset

Autobiography title: "Always a Friend"

If I could have any job, I'd be: An ice cream taste tester

The community service activity or group I most like: Habitat for Humanity

What would you be doing if you weren't playing collegiate basketball? Tutoring

What do you do on your days off from basketball workouts? Practice my juggling routines

How has the Kohl Center impacted your life? Added excitement and pride

What motivates you? Helping other people

What's it like living in the No. 1 place to live in the country? New experiences every day

What is your favorite cartoon character? Rocky and Bullwinkle

What is your favorite book? *The Hobbit*

Major: Spanish and Molecular Biology
Career goal: Pediatrician

Liegel's Career Record

Season	G/S	FG	FGA	PCT	3PT	3PTA	PCT	FT	FTA	PCT	REB	VG	PF/D	A	TO	BL	ST	MIN	PTS	AVG
2000-01	2/0	0	0	.000	0	0	.000	0	0	.000	1	0.5	0/0	0	0	0	0	3	0	0.0
Totals	2/0	0	0	.000	0	0	.000	0	0	.000	1	0.5	0/0	0	0	0	0	3	0	0.0

12 Abby Simmons

Sophomore
5-9 Forward
Verona, WI
Verona High School
Coach: Chris Benetti

2000-01: Walked on to the team in 2000 and competed in two games

High School: Was a three-sport athlete in high school participating in volleyball, basketball and softball ... earned first team all-conference in all three sports and was a first team all-stater in softball (outfielder) ... named volleyball and basketball captain and MVP ... averaged 12.9 points/game as a senior ... played on the WBCA all-Star team ... won the 2000 Award of Excellence by the Women's Sports Advocates of Wisconsin

Simmon's Career Single Game Highs

Points—0
Field Goals—0
Field Goal Att.—1 vs. Loyola 12/5/00
3-Pt. Goals—0
3-Pt. Att.—0
Free Throws—0
Free Throw Att.—0
Rebounds—1 vs. Northwestern 2/1/01
Assists—0
Steals—0
Blocks—0

Simmons in Post Season Play

2001 NCAA Championship, Athens, GA



Abby Simmons: Up Close and Personal

Personal: Born 6-16-82, family includes parents Ken and Gail, brother Ryan, sister Nicole Simmons; Nickname: Slimmons

Favorites: Favorite subject: Biology ... Favorite food: Pasta ... Favorite color: Purple ... Activities: Shopping, Being with friends and family ... Vacation spot: Anywhere warm (California) ... Favorite sport other than basketball: Volleyball

My favorite things to do or have: Sitting around with my close friends, talking and laughing all night

Person(s) most admired: My mom and dad

Most memorable basketball achievement: Making the UW team as a walk-on last year

Best UW road trip: NCAA Tourney last year in Georgia

My basketball superstitions: Wearing certain hair ties for a game

In preseason training I worked on: My conditioning and shooting when I'm tired

My most prized possession is: My family

Dream as a vollegiate player: Make it to the Final Four

Favorite spot on campus: State Street

If I could bring one thing from my hometown, I'd bring: My dog

If I could have any job, I'd be: A successful actress

The community service activity or group I most like: Helping out with practices in my hometown

What would you be doing if you weren't playing collegiate basketball? Maybe playing softball somewhere

Is their something significant about your jersey number? I have worn the number 12 since I was 13 in every sport I've played

How has the Kohl Center impacted your life? Running out on the floor every time reminds me that not everyone gets to do this and that I'm very lucky

What motivates you? Knowing that being a part of this team and this university is not going to last forever and that I should appreciate it NOW!

What is your favorite cartoon character? Scooby-Doo

What is your favorite book? *Where the Heart Is* or *Diary of Bridget Jones*

Major: Kinesiology

Career goal: Get into the physical therapy program after undergrad and find a great job in a great location with people I love.

Simmon's Career Record

Season	G/S	FG	FGA	PCT	3PT	3PTA	PCT	FT	FTA	PCT	REB	AVG	PF/D	A	TO	BL	ST	MIN	PTS	AVG
2000-01	2/0	0	1	.500	0	0	.000	0	0	.500	1	0.5	0/0	0	0	0	0	4	0	0.0
Totals	2/0	0	1	.500	0	0	.000	0	0	.500	1	0.5	0/0	0	0	0	0	4	0	0.0

Junior
5-11 Guard
McFarland, WI
McFarland High School
Coach: Susan Murphy

22 Leah Hefte

2000-01: Comes off the bench for two-guard Kyle Black ... tied her career high with 12 points vs. Northwestern 2/11 ... good defensive player, also counted on to shoot the three (10-29 for .345 percent) ... averages 9.0 minutes and 2.1 points per game ... tied her career highs in points, rebounds, assists and steals ... earned 2001 Academic all-Big Ten honors

1999-00: Came off the bench in 21 games primarily as a zone breaker converting .391 percent of her three-point shots while averaging 6.8 minutes per game ... career-high 12 points came on two-of-five three-point goals and four-of-four free throws vs. Fairfield in the WNIT tournament ... great work ethic

High School: Averaged 21.1 points, 4.8 rebounds, 3.2 assists and 3.9 steals as a senior and four-year starter for McFarland High School ... led the Spartans to the WIAA Division 2 state title appearing as the heroine in several fourth quarter clutch plays ... set seven state tournament records including scoring 67 points in two games ... led McFarland to a perfect 26-0 record capping four consecutive Capitol Conference basketball titles and four appearances in WIAA state play ... Capitol Conference MVP two straight years ... earned first team Associated Press all-State honors and was the *Wisconsin State Journal* and *The Capital Times* all-Area Player of the Year ... participated with AAU team, the Oconomowoc Lakers, placing second in the state two years, and participated in the national AAU tournament three years ... an all-around athlete, she was the Rock-Capitol Conference doubles and singles tennis champion and qualified for the state tennis tournament in singles play as a junior ... ran on McFarland's Division 2 state 800-meter relay team that placed second her freshman year, and was third in 1997 ... set the McFarland high jump school record at 5-4 as a freshman and sophomore ... earned academic honors and was a member of the National Honor Society and high honor roll

Hefte's Career Single Game Highs

Points—12 twice
Field Goals—3, twice
Field Goal Att.—6 several times
3-Pt. Goals—2, twice
3-Pt. Att.—5 vs. Fairfield 3/15/00
Free Throws—9 vs. Northwestern 2/11/01
Free Throw Att.—12 vs. Northwestern 2/11/01
Rebounds—4 vs. Northwestern 2/1/01
Assists—4 vs Iowa 12/31/00
Steals—2 several times
Blocks— 1 vs Northwestern 2/11/01

Hefte's Post Season Experience

2001 NCAA Championship, Athens, GA
2000 WNIT Championship, Madison, WI

Of Special Note:

- **Counted on as a three-point threat; has hit a career-high 12 points twice**
- **2001 Academic all-Big Ten honors**
- **1999 Wisconsin Division 2 State Championship team 26-0**
- **First team all-state**
- **Capitol Conference MVP**
- **Madison Newspaper's Area Player of the Year**
- **Tennis all-conference and state tournament qualifier**

Hefte's Career Record

Season	G/S	FG	FGA	PCT	3PT	3PTA	PCT	FT	FTA	PCT	REB	AVG	PF/D	A	TO	BL	ST	MIN	PTS	AVG
1999-00	21/0	14	35	.400	9	23	.391	10	14	.714	14	0.7	8/0	9	13	0	3	142	47	2.2
2000-01	28/0	16	49	.327	10	29	.345	15	23	.652	23	0.8	20/0	16	22	1	8	247	57	2.0
Totals	49/0	30	84	.357	19	52	.365	25	37	.676	37	0.8	28/0	25	35	1	11	389	104	2.1

Leah Hefte: Up Close and Personal

Personal: Born 9-28-80, parents are John and Sandy Hefte; Nickname: Punky

Favorites: Favorite Subject: English ... Favorite food: Yogurt ... Favorite color: Blue .... Activities: Boating, tennis, hanging out with friends, traveling ... Vacation spot: California ... Favorite sport other than basketball: Tennis

My favorite things: My basketball court in the front yard, my friends, family

Person(s) most admired: My brother Mark

Most memorable basketball achievement: Winning a state basketball championship

Best UW road trip: New Jersey/New York

In preseason training I worked on: Strength, speed, shooting

My most prized possessions are: My family and friends

Dream as a collegiate player: To win an NCAA championship

Favorite spot on campus: Union Terrace

If I could bring one thing from my hometown, I'd bring: The fans

If I could have any job, I would: Own my own business

The community service activity or group I most like: Working with children

What would you be doing if you weren't playing collegiate basketball? Going to college and playing tennis

What do you do on your days off from basketball workouts? Hang out with friends and family, relax

Is their something significant about your jersey number? 22 is the number my brother wore in high school

How has the Kohl Center impacted your life? It has made me realize how lucky I am to be playing basketball at a Div. I school

What motivates you? People who are better than me

What's it like living in the No. 1 place to live in the country? Fun and exciting!

What is your favorite cartoon character? Ariel from The Little Mermaid

What is your favorite book? *The Giving Tree*, by Shel Silverstein

Favorite form of transportation: The Eagle

Favorite past time: Visiting my brother and sister-in-law in California

Favorite TV show: Friends

Favorite kind and name of pet: Miniature terrier named Ariel

Last book I read: "She's Come Undone"

Favorite CD I bought: Legend, by Bob Marley

What would you do if you were retired? I would lie by some sort of water all day long, relax, and play lots of golf

Major: Elementary education

Career goal: To be successful at whatever I do



2000-01 Stats

Hefte	Pts	Reb	Ast	Stl
#24 Oregon	0	1	1	0
Elon College	5	2	2	1
#5 NOTRE DAME	2	1	0	0
#12 OKLAHOMA	0	0	0	0
NEBRASKA	5	1	1	0
#2 Tennessee	0	0	0	0
LOYOLA	2	2	0	0
Evansville	6	0	1	0
#8 PURDUE	2	0	0	0
IOWA	0	1	4	0
Michigan	0	1	0	0
GREEN BAY	3	1	0	0
Michigan State	0	0	0	1
Iowa	0	0	0	0
UW-Milwaukee	0	1	0	0
MINNESOTA	4	0	3	2
INDIANA	0	0	0	0
Illinois	5	0	0	0
#6 Purdue	0	0	0	0
NORTHWESTERN	2	4	1	1
MICHIGAN STATE	0	2	0	0
Indiana	0	0	0	0
Northwestern	12	0	2	2
PENN STATE	3	2	1	0
Minnesota	6	2	0	1
OHIO STATE	0	1	0	0
Illinois	0	1	0	0
Univ. of Missouri	0	0	0	0

Senior
5-11 Guard
Minneapolis, MN
North Community High School
Coach: Faith Johnson

Moore's Career Single Game Highs

Points—29 vs. Ohio State 1/16/00
Field Goals—11 vs. Ohio State 1/16/00
Field Goal Att.—16 Several times
3-Pt. Goals—4 vs. Minnesota 2/3/00
3-Pt. Att.—7 vs. Minnesota 3/2/00
Free Throws—10 vs. Nebraska 11/21/99
Free Throw Att.—14 vs. UC-Santa Barbara, 11/20/98 and vs. Nebraska 11/21/99
Rebounds—12 three times
Assists—13 vs. Illinois 1/25/01
Steals—9 vs. Evansville 12/14/00
Blocks—4 vs. Arkansas 3/23/99

Moore in Post Season Play

2001 NCAA Championship, Athens, GA
2000 WNIT Championship, Madison, WI
1999 WNIT Finals, Fayetteville, AR

30 Tamara Moore

2000-01: Big Ten leader in steals averaging 3.6 per game and voted the Big Ten Defensive Player of the Year ... also named first team all-conference (media) and AP all-American Honorable Mention ... was one of two players competing for the 12th position on the 2001 USA Basketball team participating in the World University Games ... all-Defensive first team all-American by the *Women's Basketball Journal* ... Wisconsin's Ms. Versatility, Tamara (pronounced tah MAR a) Moore can play the one, two or three positions, and is an astute student of the game ... team's emotional leader, she is an extremely athletic and gifted player, with the ability to take over a game by her scoring, rebounding or defensive bursts ... ranked first in the Big Ten in steals (3.56) and third in the Big Ten in assists (5.56) ... can score big but prefers to pass to others ... earned her 1,000th point Jan. 16 ... was 20-61 in treys for .328 percent ... ranks fifth with 259 career steals and is focused on setting Wisconsin's and the Big Ten steals records this season ... earned all-tournament honors at the NC State Tournament ... had career-high 13 assists vs. Illinois

1999-00: MVP of the 2000 WNIT Championship and all-WNIT tourney team in 1999 and UW's 2000 team MVP ... ranks among the team and conference leaders in scoring, free throw shooting, steals and assists ... scored consecutive career-high points vs. NU (28) and OSU (29) ... had a career-high eight steals vs. OSU ... had three double-doubles ... one of the leading scorers on the Big Ten all-Star tour averaging 11.4 points and led in assists (3.6) and steals (3.0) ... led UW team in assists (3.3), and steals (2.5) a second-straight year, and was third in scoring (13.5) and rebounding (5.1) ... named to Rutgers all-tournament team ... ranks 12th in UW career steals with 163 after setting the frosh record last year with 80; ranks second in career free throw shooting hitting .787 percent ... Big Ten Player of the Week for Jan. 17, 2000 ... named all-Big Ten Honorable Mention by the coaches and media in 2000

1998-99: Named to the WNIT all-tournament team ... ranked third in team scoring (10.8) ... only UW frosh to ever lead team in three categories–tied for first in assists (3.3), was first in steals (2.5), and led in free throw percentage (.811) ... set the UW frosh steals record with 80 and ranked fourth in the Big Ten ... had two double-doubles ... wowed UW fans with her ball handling and spin moves ... had career highs in the WNIT game against Indiana State with 28 points on 10-of-14 shooting and sinking 7-of-7 free throws; also had nine assists ... earned team defensive and free throw excellence awards

Moore's High School Notes: 1998 Minnesota Player of the Year and 'Miss Basketball' ... averaged 24.6 points, 11.2 rebounds, 7.0 assists and 6.0 steals and hit 63 percent from the field her senior season ... led her team to a 56-2 record including the 1998 Minnesota State class 3A championship with a 29-0 record ... team ranked 13th in the final USA Today poll ... 1998 second team *Parade* All-American and *USA Today* High School third team all-American ... Nike/WBCA prep all-American with her invitation to the all-star game where she recorded 13 points, 7 rebounds and 4 steals ... Minnesota POY by both the Associated Press and the *Minneapolis Star Tribune* ... one of 12 named to the U.S. team participating in the 19-under Women's World Championship in July in New Orleans ... *Street and Smith* all-American was a four-year starter who led the Minneapolis City Conference in scoring four consecutive seasons becoming the all-time leading scorer at North with 2,256 career points ... also collected 1,044 rebounds, 547 steals, and 530 assists in 111 games ... 1996 AAU state championship team ... all-Metro selection three years and two-time Class 3A Player of the Year in basketball ... was coached by former Badger Faith Johnson (1980-85) ... also lettered in volleyball and softball three years, and one year in track ... served as the student council president two years, honor roll, graduated with a 3.5 cumulative grade point average

Moore's Career Record

Season	G/S	FG	FGA	PCT	3PT	3PTA	PCT	FT	FTA	PCT	REB	AVG	PF/D	A	TO	BL	ST	MIN	PTS	AVG
1998-99	32/26	121	273	.443	19	56	.339	86	106	.811	158	4.9	101/6	107	145	25	80	928	347	10.8
1999-00	33/30	152	329	.462	24	69	.348	117	152	.770	167	5.1	92/2	108	133	23	83	999	445	13.5
2000-01	28/28	122	271	.450	21	63	.333	89	122	.730	129	4.6	77/2	151	116	19	100	869	354	12.6
TOTALS	93/84	395	873	.452	64	188	.340	292	380	.768	454	4.9	270/10	366	394	67	263	2832	1146	12.3

Tamara Moore: Up Close and Personal

Personal: Born 4-11-80; parent is Rita Johnson; Nickname: Tammy
Favorites: Subject: African-American history ... Food: Barbara Kalvik's Lasagna ... Color: Yellow ... Vacation spot: New Jersey ... Favorite sports other than basketball: Volleyball and softball
Favorite activities: Going to movies, shopping, listening to music
Best sports experience: Winning the first state championship for my school
Person(s) most admired: My mom
If I could I could play another sport at UW it would be: Volleyball
Best UW road trip: Athens, Georgia (NCAA)
In preseason conditioning I worked on: Endurance and weight training
My most prized possessions are: My family
Dream as a collegiate player: To be an impact player and take Wisconsin to the Final Four
Favorite spot on campus: Computer lab
Autobiography title: "One MOORE Year"
If I could bring one thing from my hometown, I'd bring: The Mall of America
If I could have any job I'd be: The first woman president
Most memorable basketball achievement: Being named the first African American Miss Basketball in Minnesota
Toughest opponent I've faced: Chamique Holdsclaw
The community service activity or group I most like: Oscar Mayer Camp
What is your favorite WNBA team? The Lynx because they are in my hometown
What do you do on your days off from basketball? Sleep
What is significant about your number? It reminds me of a player who wasn't able to follow her dreams, so I want to continue her dream
How has the Kohl Center impacted your life? It has given me the opportunity to showcase my talent
What motivates you? Just knowing people are watching me
The one word that describes me: Special
Who would play you in a movie about your life? Tia and Tamera Mowery
What is your favorite cartoon character? Lala the Teletubbie
What is your favorite book? *Native Son*
Favorite DVD: Next Friday
Favorite form of transportation: Airplane
Favorite past time: Cooking
Favorite TV show: Midnight Love
Favorite kind and name of pet: Boxer-Champ
Last book I read: "Bluest Eye"
Favorite CD I bought: Usher
Major: Afro-American Studies
Career goal: Play professionally, or teach 5th-6th grade and coach high school basketball

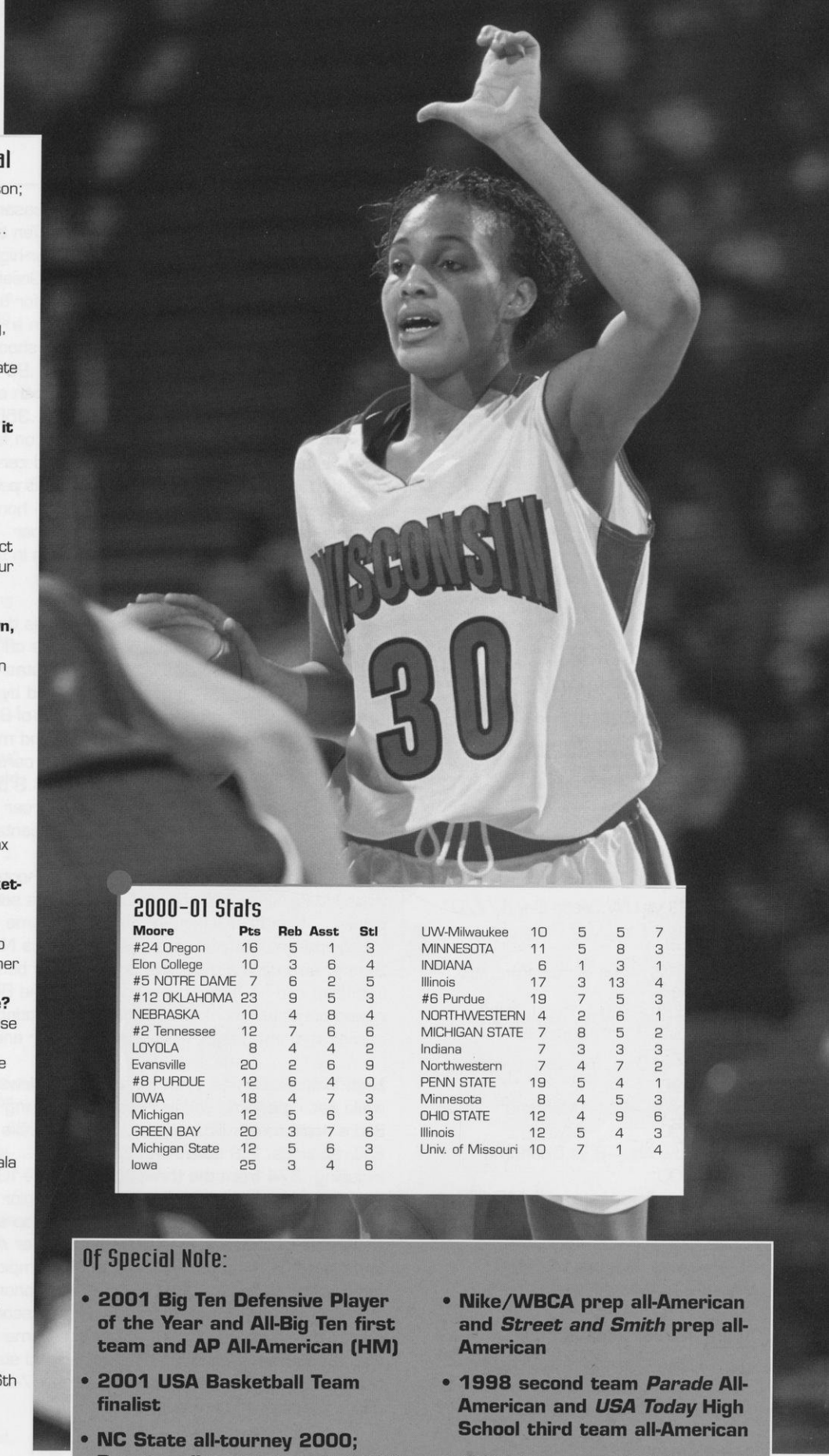

2000-01 Stats

Moore	Pts	Reb	Asst	Stl
#24 Oregon	16	5	1	3
Elon College	10	3	6	4
#5 NOTRE DAME	7	6	2	5
#12 OKLAHOMA	23	9	5	3
NEBRASKA	10	4	8	4
#2 Tennessee	12	7	6	6
LOYOLA	8	4	4	2
Evansville	20	2	6	9
#8 PURDUE	12	6	4	0
IOWA	18	4	7	3
Michigan	12	5	6	3
GREEN BAY	20	3	7	6
Michigan State	12	5	6	3
Iowa	25	3	4	6
UW-Milwaukee	10	5	5	7
MINNESOTA	11	5	8	3
INDIANA	6	1	3	1
Illinois	17	3	13	4
#6 Purdue	19	7	5	3
NORTHWESTERN	4	2	6	1
MICHIGAN STATE	7	8	5	2
Indiana	7	3	3	3
Northwestern	7	4	7	2
PENN STATE	19	5	4	1
Minnesota	8	4	5	3
OHIO STATE	12	4	9	6
Illinois	12	5	4	3
Univ. of Missouri	10	7	1	4

Of Special Note:

- **2001 Big Ten Defensive Player of the Year and All-Big Ten first team and AP All-American (HM)**
- **2001 USA Basketball Team finalist**
- **NC State all-tourney 2000; Rutgers all-tournament in 1999**
- **2000 WNIT MVP and 1999 WNIT all-tournament team**
- **Nike/WBCA prep all-American and *Street and Smith* prep all-American**
- **1998 second team *Parade* All-American and *USA Today* High School third team all-American**
- **1998 Minnesota AP Player of the Year and Miss Basketball**
- **1998 Minnesota state championship team with a 29-0 record**

Senior
5-11 Guard
Indianapolis, IN
North Central High School
Coach: Alan Vickrey

Black's Career Single Game Highs

Points—23 vs UW Green Bay 1/7/01
Field Goals—7 vs. UW Green Bay 1/7/01
Field Goal Att.—14 vs. W. Kentucky 12/10/98
3-Pt. Goals—5 vs UW Green Bay 1/7/01
3-Pt. Att.—10 vs. Western Kentucky 12/10/98
Free Throws—6 vs. Oklahoma 11/24/00
Free Throw Att.—8 vs.Oklahoma 11/24/00
Rebounds—6 vs. Indiana 1/10/99
Assists—7 vs. Northwestern 1/22/99
Steals—5 vs. Oregon 11/18/00
Blocks—1 twice

Black in Post Season Play

2001 NCAA Championship, Athens, GA
2000 WNIT Championship, Madison
1999 WNIT Finals, Fayetteville, AR

32 Kyle Black

2000-01: Became a starter her junior season and was UW's sharpshooter hitting a Big Ten best .406 from beyond the arc. ... had a career-high 23 points hitting 5-of-7 treys against UW-Green Bay, and twice has tied the school record for best three-point percentage hitting four-of-four in a game ... led the conference in three-point shooting and was fourth in treys per game hitting 1.93 per game ... consumate zone-breaker ranks sixth all-time in three-point goals made (113-317, .356 percent) ... a hard worker, she is counted on for great defensive efforts as well ... averaged career-best 9.1 ppg and hit 54-133 treys for 406 percent ... earned 2001 Academic all-Big Ten honors ... averaged 13.2 points and 3.6 assists per game to lead the Big Ten all-Star European in tour team that went 5-0

1999-00: Kyle Black continues her role as the main three-point sniper and instant offense off the bench ... scored 14 points in just 16 minutes against Illinois Jan. 4, tying a school record by hitting four-of-four three-point goals ... hit 23-of-81 three-pointers for .284 percent, the second most three-point goals on the team ... counted on for great defense ... snared a career-high four steals at the Big Ten Tournament against Purdue ... averaged 4.9 ppg and 17-of-23 from the free throw line for .739 percent ... ranks sixth in UW career three-point goals with 59 and seventh in attempts with 184 for a .321 career percentage that ranks eighth all-time

1998-99: Badgers' premier three-point shooter moved to sixth on the career charts while hitting 36-of-103 for .350 pct.; ranks second in all frosh three-point shooting categories ... found her range in the college game with career highs of 18 points versus Western Kentucky and seven assists versus Northwestern ... counted on as the primary zone breaker and a defensive spark off the bench ... hit 4-of-5 three pointers against Michigan and hit 4-of-6 three-pointers at the Big Ten Tournament versus Ohio State ... played some point guard in addition to shooting guard ... averaged 6.1 points/game ... earned the sixth player team award for her energetic play off the bench

High School: Earned all-state, and *Star/News* all-county honors for the second year while setting all-time school records in scoring (1425), steals (245) and assists (274) ... had a season high 36 points against Columbia City ... senior averages were 17.9 points, 6.0 rebounds, 2.8 steals and 3.0 assists ... shot 51 percent from the floor (165-325), including .374 from the three-point line (40-107) and 74 percent from the line (77-104) ... a first-team Indiana all-State pick her senior year, she was named an Indiana all-Star and participated in the Indiana-Kentucky prep all-star game in the summer of '98 ...was a member of Indiana's Finest Black 16-under AAU state championship team three years and played on the 1995 AAU national championship team and the national runnerup team in 1997 earning AAU all-American honors... averaged 17.1 points, 7.7 rebounds, 3.7 steals and 4.1 assists as a junior ... recorded the school's first triple double with 17 points, 11 rebounds and 11 steals in a game ... cross country runner in the fall, she also excels as the school record-holder and state finalist in the discus (124-8) and ranks third in her school's records in the shot (37-11) ... member of National Honor Society and a Spell Bowl team member

Of Special Note:

- **Led the Big Ten in three-point shooting as a junior and is Wisconsin's main three-point threat ranking fifth in UW career three-point goals with 113-317 for .356 percent**
- **2001 Academic all-Big Ten honors**
- **Tied for leading scorer of the 2001 Big Ten all-Star team that toured Europe**
- **1997 AAU All-American first team as runnerup national champions; 1995 AAU national champion team member**

Black's Career Record

Season	G/S	FG	FGA	PCT	3PT	3PTA	PCT	FT	FTA	PCT	REB	AVG	PF/D	A	TO	BL	ST	MIN	PTS	AVG
1998-99	32/0	65	166	.392	36	103	.350	30	40	.750	71	2.2	31/0	50	58	1	17	622	196	6.1
1999-00	32/4	58	138	.420	23	81	.284	17	23	.739	63	2.0	22/0	30	35	1	20	543	156	4.9
2000-01	28/28	83	191	.435	54	133	.406	34	46	.739	49	1.8	39/1	62	42	2	31	800	254	9.1
Totals	92/32	206	495	.416	111	317	.356	81	109	.743	183	2.0	92/1	141	131	4	68	1978	606	6.6

Kyle Black: Up Close and Personal

Personal: Born 3-4-80; parent is Anne Black

Favorites: Favorite sport(s) other than basketball: Football ... Favorite place to vacation: The mountains of Colorado ... Favorite Color: Blue ... Favorite Food: Taco Bell

Best sports experience: Playing basketball in Europe the summer I turned 16 and going to Australia in 1999

Activities of interest: Sports and working with children

Person(s) most admired: My mom

What are your favorite things? My cat Maggie and my collection of Tiggers

Favorite arena where I've played: Market Square Arena in Indianapolis

If I could play another UW sport it would be: Crew

Best UW road trip: New York City to play Rutgers

In preseason training I worked on: Shooting and driving to the basket

My most prized possessions are: My family and my friends

Dream as a collegiate player: To lead the Badgers to a Big Ten and national championship

Favorite Spot on Campus: The Magnus

Autobiography title: "Saved the Best for Last"

If I could bring anything from home it would be: My house with my mom in it.

If I could have any job, I'd be: A basketball coach

Most memorable basketball achievement: Being named an AAU All-American

What do you do on your days off from basketball workouts? Plan my wedding

What motivates you? The love of the game and seeing how happy little kids are when they see me play

One word that describes me: Humble

Who would play you in a movie? Julia Roberts

The community service activity or group I most like: Serving food to the homeless on Thanksgiving Day or Meals on Wheels

What is your favorite cartoon character? Tigger from Winnie the Pooh

Favorite book? *They Call Me Coach*

Favorite DVD: Lady and the Tramp II: Scamp's Adventure

Favorite form of transportation: My 1988 red Plymouth Sundance hatchback

Favorite past time: Camping

Favorite TV show: West Wing, Sopranos

Favorite kind and name of pet: Fish, Zoey, and cat, Maggie

Last book I read: "A Confederacy of Dunces"

Favorite CD I bought: Paul McCartney's Wingspan

What would you do if you were retired? Eat, sleep and golf

Major: Business

Career Goal: To become a collegiate basketball coach, or own my own restaurant



2000-01 Stats

Black	Pts	Reb	Asst	Stl
#24 Oregon	9	1	1	5
Elon College	12	1	3	2
#5 NOTRE DAME	6	0	1	0
#12 OKLAHOMA	14	5	4	1
NEBRASKA	11	3	1	1
#2 Tennessee	5	3	4	1
LOYOLA	3	0	3	0
Evansville	11	1	1	0
#8 PURDUE	6	4	1	0
IOWA	12	3	2	1
Michigan	14	1	1	2
GREEN BAY	23	1	1	2
Michigan State	8	1	2	0
Iowa	3	2	6	2
UW-Milwaukee	7	1	3	1
MINNESOTA	5	2	1	2
INDIANA	9	2	5	2
Illinois	9	0	1	0
#6 Purdue	10	3	2	2
NORTHWESTERN	5	2	2	0
MICHIGAN STATE	8	3	2	1
Indiana	16	3	2	2
Northwestern	4	1	0	0
PENN STATE	9	2	2	0
Minnesota	11	0	3	1
OHIO STATE	8	0	3	1
Illinois	10	2	3	1
Univ. of Missouri	6	2	2	1

41 Jessie Stomski



Senior
6-3 Forward
Oakdale, MN
Tartan High School
Coaches: Lisa Dooley and Brian Peterson

Stomski's Career Single Game Highs

Points—34 vs. Ohio State 2/12/99
Field Goals—12 vs. Ohio State 2/12/99
Field Goal Att.—17 vs. Ohio State 2/12/99 and Penn State 1/20/00
3-Pt. Goals—1 three times
3-Pt. Att.—1 several times
Free Throws—15 Indiana 1/21/01
Free Throw Att.—21 Indiana 1/21/01
Rebounds—18 vs. Indiana 2/8/01
Assists—6 vs. UW Green Bay 1/7/01
Steals—5 twice
Blocks—5 vs. Loyola 1/7/00

Stomski in Post Season Play

2001 NCAA Championship, Athens, GA
2000 WNIT Championship, Madison, WI
1999 WNIT Finals, Fayetteville, AR

2000-01: 2001 first-team all-Big Ten honoree and just UW's fourth Kodak/WBCA District all-American ... emerged as UW's biggest offensive threat leading the Badgers in scoring and rebounding hitting a career-best 16.2 points and 8.1 rebounds per game ... invited to tryout for the 2001 USA Basketball University Games team, but sprained her ankle the first day of tryouts ... gifted, strong, mobile post player, with great range and an accurate eye ... ranked among the top four scorers and rebounders in the Big Ten and also hit 55.7 percent from the field ... led the Big Ten in double-doubles with 11, and has 24 in her career ... earned her 1,000th point in November ... broke the UW single-game record for free throws attempted against Indiana (15-21) ... had a career-high 18 rebounds against Indiana ... named to her third and fourth all-tournament teams at NC State and Coaches. vs. Cancer last November ... earned Big Ten Player of the Week honors on 1/22 ... earned 2001 Academic all-Big Ten honors

1999-00: Second on the team in scoring (13.6) and second in rebounding (7.6) ... hit 45.8 percent from the field and 76 percent of her free throws ... had seven double-doubles and notched career-high 17 rebounds against #7 Penn State on 1/30 ... named to two all-tournament teams at Nebraska and Rutgers and was the Nebraska MVP ... Big Ten Player of the Week for 1/22 ... has recorded single game career highs in rebounds (17), assists, steals and blocks with 5 ... ranks 17th in career scoring with 893 points and 18th in career rebounding with 457 ... named all-Big Ten Second Team by the coaches and honorable mention by the media in 2000

1998-99: 1999 Big Ten Freshman of the Year and named third team member of the national all-College Freshmen team by the Women's Basketball News Service ... was the only Big Ten player to make the 15-person roster ... earned second team all-conference honors by a vote of the media, and was honorable mention in the coaches ballot ... came cooly off the bench the first five games to score double figures for the Badgers and started 26 games ... Badgers' second-leading scorer with 14.3 points and tied Sims for rebounding honors with 6.7 ... set a then-UW career field goal percentage mark and ranked second in the Big Ten hitting .572 (182-318) ... first UW frosh to score over 400 points as she reset the UW freshmen scoring mark with 459 points and tied the rebound mark with 214 ... set the UW frosh single-game scoring record with 34 points vs. Ohio State (2/12) and had 14 rebounds vs. Michigan ... had six double-doubles

High School: Was the dominant center in the state averaging 28.1 points and adding 12.7 rebounds, 3.5 assists, and 3.1 steals ... earned first team all-state Class AAAA and Pioneer Press All-Metro selection ... is a three-time all-conference selection and an all-state player in volleyball and track ... collected 1,765 points, 878 rebounds, 159 assists and 155 steals in her career ... holds the state record for most free throws in a game with 22, including 21 in a row ... the team MVP averaged .790 from the free throw line as a senior and redefined the center position to include agility, ball handling and passing ... played on the state 16-under Tartan-North AAU team with Badger teammate Tamara Moore scoring 25 points per game

Of Special Note

- **2001 WBCA/Kodak District IV All-American; All-Big Ten first team by coaches and media; 2000 All-Big Ten second team by the coaches and honorable mention by the media**
- **2001 USA Basketball tryouts**
- **2001 Academic All-Big Ten honors**
- **Named to all-tournament teams at NC State and Coaches vs. Cancer 2000; and two all-tournament teams at Rutgers and Nebraska (MVP), Nov. '99**
- **1999 Big Ten Freshman of the Year and Second team all-Big Ten**
- **1999 member national all-College freshman team**

Stomski's Career Record

Season	G/S	FG	FGA	PCT	3PT	3PTA	PCT	FT	FTA	PCT	REB	AVG	PF/D	A	TO	BL	ST	MIN	PTS	AVG
1998-99	31/26	182	318	.572	0	2	.000	95	132	.720	214	6.7	110/8	33	86	24	33	955	451	14.3
1999-00	32/32	151	330	.458	4	7	.571	128	168	.762	243	7.6	111/4	50	105	27	42	994	434	13.6
2000-01	28/28	180	323	.557	1	5	.200	93	149	.624	228	8.1	75/2	73	69	12	26	888	454	16.2
Totals	91/86	509	966	.527	5	14	.357	316	449	.704	683	7.5	296/14	155	259	62	100	2837	1339	14.7

Jessie Stomski Up Close and Personal

Personal: Born: 2/2/80; Parents are Jeanie Marquardt and Terry Stomski; Nickname: Stompkitty

Favorites: Favorite Subject: English ... Favorite color: Red ... Favorite food: Italian ... Favorite place to vacation: Sydney, Australia ... Favorite sport other than basketball: Football

Best sports experience: NCAA tournament

Activities of Interest: Sports, writing, reading, and being with my friends

Person(s) most admired: My parents

What are your favorite things? Laughter, my family

Favorite spot on campus: Vilas Park
Favorite arena where I've played: Kohl Center
My basketball superstitions: Too many to count
If I could play another UW sport it would be: Volleyball
Best UW road trip: Michigan, 2000
In preseason training I worked on: Raising my level—mentally and physically
My most prized possessions are: My Gigi's (baby blanket); my education
Dream as a collegiate player: Win a national championship
Autobiography title: "Movin' on Up "
If I could bring anything from my home town I'd bring: The Mall of America"
If I could have any job I'd be: An international journalist
Toughest opponent I've faced: My own doubts
The community service activity or group I most like: Working with Mrs. Johnson's class
What would you be doing if you weren't playing collegiate basketball? Traveling

How has the Kohl Center impacted your life? I'm honored to play in it

What do you do on your days off from basketball workouts? Relax

What motivates you? My urge to be the best

What's it like living in the No. 1 place to live in the country? Fortunate

What is your favorite cartoon character? Scooby Doo

What is your favorite book? *Demian* by Herman Hesse

One word that describes you? Grrrrr!

Favorite DVD: Gladiator

Favorite form of transportation: Scooting
Favorite past time: Writing
Favorite TV show: Temptation Island
Last book I read: *Taltos* by Anne Rice
Kind and name of pet: Cat named Angelo
Last CD I bought: Alicia Keys, "Songs in A Minor"
Major: Journalism
Career goal: Journalism/Author



2000-01 Stats

Stomski	Pts	Reb	Asst	Stl
#24 Oregon	13	8	0	0
Elon College	17	7	2	0
#5 NOTRE DAME	10	5	2	1
#12 OKLAHOMA	23	15	3	1
NEBRASKA	20	10	2	0
#2 Tennessee	14	3	1	1
LOYOLA	21	13	3	1
Evansville	19	11	4	0
#8 PURDUE	12	4	3	1
IOWA	22	10	4	0
Michigan	12	6	4	1
GREEN BAY	11	5	6	0
Michigan State	18	4	3	0
Iowa	13	10	3	2
UW-Milwaukee	16	9	3	1
MINNESOTA	18	11	4	1
INDIANA	25	10	3	2
Illinois	7	3	2	3
#6 Purdue	14	10	0	1
NORTHWESTERN	7	8	1	2
MICHIGAN STATE	19	5	5	0
Indiana	19	18	1	1
Northwestern	16	4	3	5
PENN STATE	19	5	1	0
Minnesota	13	8	3	1
OHIO STATE	17	8	2	1
Illinois	10	7	2	0
Univ. of Missouri	29	11	3	0

Junior
6-0 Forward
Stoughton, WI
Stoughton High School
Coach: Rich Hall

43 Kristi Seeger

2000-01: Came off the bench for now-graduated LaTonya Sims ... a heady, well-conditioned athlete with the ability to run the floor ... has a knack for being around the ball and averaged 2.7 points and 2.3 rebounds in 10.5 minutes of play ... had her biggest game against Minnesota hitting four-of-five shots for a career-high 13 points ... earned 2001 Academic all-Big Ten honors

1999-00: Became the first post off the bench during Nina Smith's injury ... gained career highs with eight points and six rebounds during the post season run ... heads-up, well-conditioned athlete with ability to run the floor ... doesn't make mistakes with nine turnovers and just four fouls all season in 172 min. (7.2 min. per game) ... averaged 2.1 points and 1.7 rebounds and scored the majority of her points in the WNIT tournament

High School: Averaged 15.8 points, 9.4 rebounds, 4.0 assists and 4.4 steals per game as her team finished 14-8 losing in the WIAA state sectional semifinal ... as a junior she led her team to a school-best 24-1 record and its first WIAA state tournament appearance ... projected as a three-four player, Seeger can post up, penetrate, pass or shoot the three ... named first team all- Badger Conference for the fourth straight year while earning all-area *Wisconsin State Journal* and *Capital Times* honors ... Associated Press all-state third team honoree, she missed three games during the season due to illness, but still led her conference in scoring averaging 15.5 points ... completed her four-year career with 1,216 points (14.5 average), and had 634 rebounds for a 7.5 average ... was the 1998 Badger Conference and WSJ Area Player of the Year, and earned AP second-team all-state honors ... nine-time letter winner as a junior, she is an all-conference player in volleyball and softball, and holds the school record for freshmen in the shot put, discus and triple jump ... an academic honors student, she is a member of the Philo Club and a TAG (Talented and Gifted) member as well as on the high honor role and listed in *Who's Who* Among High School Students

Seeger's Career Single Game Highs

Points—13 vs. Minnesota 2/22/01
Field Goals—4 vs Minnesota 2/22/01
Field Goal Att.—6 vs. Loyola 12/5/00
3-Pt. Goals—1, several times
3-Pt. Att.—2 twice
Free Throws—4 vs. Minnesota 2/22/01
Free Throw Att.—6 twice
Rebounds—6, twice
Assists—2 twice
Steals—2 three times
Blocks—1 five times

Seeger in Post Season Play

2001 NCAA Championship, Athens, GA
2000 WNIT Championship, Madison, WI

Of Special Note:

- **Reserve forward who plays a smart, turnover-free game**
- **2001 Academic all-Big Ten honors**
- **1999 first team all-area and third team all-state; AP Second-Team all-State in 1998**
- **Letterwinner as an all-conference performer in basketball, volleyball, softball and track & field**
- **An academic honors student and member of TAG (Talented & Gifted)**

Seeger's Career Record

Season	G/S	FG	FGA	PCT	3PT	3PTA	PCT	FT	FTA	PCT	REB	AVG	PF/D	A	TO	BL	ST	MIN	PTS	AVG
1999-00	24/0	18	37	.486	2	4	.500	13	19	.684	41	1.7	4/0	5	9	1	12	172	51	2.1
2000-01	28/0	29	57	.509	3	13	.231	14	22	.636	64	2.3	16/0	12	25	5	10	294	75	2.7
TOTALS	52/0	47	94	.500	5	17	.294	27	41	.659	105	2.0	20/0	17	34	6	22	466	126	2.4

Kristi Seeger: Up Close and Personal

Personal: Born 7/4/81; parents are Lynne Seeger and Jim Seeger; Nickname is Kriddy

Favorites: Favorite Subject: Kinesiology ... Favorite food: Taco's, Subs, Grandma's apple pie ... Favorite color: Green ... Activities: Sports, movies, friends ... Vacation spot: Destin, Florida... Favorite sports other than basketball: volleyball, playing softball, and watching hockey and football

My favorite things: My family, friends, basketball, smiles

Person(s) most admired: My mom

Most memorable basketball achievement: Playing in the WNIT and winning the team title

Best UW road trip: New York

To calm my nerves before a game I: Pray, and have some quiet psych-up time

In preseason training I worked on: Strength and my jump shot

My most prized possession is: My family and my Bible

Dream as a collegiate player: Win an NCAA championship

Favorite spot on campus: My apartment

If I could bring one thing from my hometown, I'd bring: Abe

If I could have any job, I'd be: Elementary physical education teacher

The community service activity or groups I most like: Helping with youth basketball and Habitat for Humanity

What would you be doing if you weren't playing college basketball: Playing college volleyball

What do you do on your days off from basketball? Sleep and catch up on laundry and homework

Is their something significant about your jersey number? I had 34 in my junior high and switched to 43 in high school

What motivates you? When people tell me I can't do something

What is your favorite cartoon character? Tigger, from Winnie the Pooh

What is your favorite book? *My Soul to Keep*

Favorite DVD: The Whole Nine yards/Fifth Element

Favorite form of transportation: My scooter

Favorite past time: Spending time with friends and family

Favorite TV show: "Whose line is it anyways?"

Favorite kind and name of pet: I'd like to have a lab or huskie named Chester

Last book I read: One of my textbooks

Favorite CD I bought: Louis Armstrong's Greatest hits

What would you do if you were retired? Spend time with family and friends, volunteer with community service, stay active, travel

Major: Physical education certification

Career goal: Find a job that I love to do



2000-01 Stats

Seeger	Pts	Reb	Asst	Stl
#24 Oregon	0	1	0	0
Elon College	3	2	2	1
#5 NOTRE DAME	0	0	0	0
#12 OKLAHOMA	0	2	1	1
NEBRASKA	5	1	1	0
#2 Tennessee	0	0	1	0
LOYOLA	6	5	2	0
Evansville	6	4	1	0
#8 PURDUE	2	1	0	0
IOWA	0	3	0	0
Michigan	4	4	1	0
GREEN BAY	0	4	0	1
Michigan State	7	1	1	2
Iowa	2	3	0	0
UW-Milwaukee	4	3	0	1
MINNESOTA	0	5	0	0
INDIANA	2	6	0	0
Illinois	2	1	0	0
#6 Purdue	0	2	1	0
NORTHWESTERN	2	4	0	0
MICHIGAN STATE	5	2	0	2
Indiana	0	0	0	0
Northwestern	4	3	0	0
PENN STATE	2	0	0	1
Minnesota	13	2	1	0
OHIO STATE	4	2	0	0
Illinois	0	1	0	0
Univ. of Missouri	2	2	0	1

Sophomore
6-5 Center
Woodinville, WA
Redmond High School
Coach: Jeannine Ewing-Frable

Ashbaugh's Career Single Game Highs

Points—12 vs. Elon College 11/19/00
Field Goals—4 twice
Field Goal Att.—10 vs. Loyola 12/5/00
3-Pt. goals—0
3-Pt. Att.—0
Free Throws—4 twice
Free Throw Att.—6 vs. Elon College 11/19/00
Rebounds—10 twice
Assists—2 several times
Steals—1 several times
Blocks—2 Indiana 2/8/01

Ashbaugh in Post Season Play

2001 NCAA Championship, Athens, GA

44 Emily Ashbaugh

2000-01: Wisconsin's only recruited freshman last season, Ashbaugh will challenge for a starting position this year ... learned quickly playing backup post and averaging 16 minutes a game with two starts ... also contributed 3.4 points and 3.1 rebounds and twice had 10 rebounds in a game ... had a double-double against Loyola with 10 points and 10 rebounds ... aggravated an old back injury in the last regular-season game and missed the Big Ten Tournament ... played just nine minutes in the NCAA tourney game with Missouri ... averaged 6.4 rebounds per game to lead the Big Ten all-Star European tour team that went 5-0

High School: A 6-5 center, Ashbaugh led her Redmond High School team to the 4A state tournament in 1999 and finished 7th in the tournament in 2000 ... first UW recruit from the state of Washington and the only player from the state invited to the prestigious 1999 NIKE all-American camp in Indianapolis ... listed No. 62 in the 1999 *All Star Girls Report* and No. 70 in the *Blue Star Index* ... is one of the top 10 centers in the country ... *USA Today* honorable mention all-America as a senior ... set nine school records including most points in a game with 35 while leading her high school team in scoring and rebounding with 15 points and nine boards, and added 3.0 blocked shots per game ... averaged 14.3 points, 10.8 rebounds and 4.8 blocks and had two double-doubles at the Marina Holiday Classic in Huntington Beach, Calif ... named MVP of the 16-team tournament after Redmond beat Capistrano Valley in the final ... began playing organized basketball in second grade and was on her first select team in fifth grade ... played five years in the Redmond Select Program, and is a two-year member of the premier Seattle Black Magic 2000 Select AAU team which participated in the AAU national and regional championships ... named to the *Eastside Journal's* all-Area team and the *Seattle Times* first team all-King County ... is an accomplished English equestrian rider and enjoys swimming and skiing ... an honors student at Redmond, maintained a 3.95 cumulative grade point average ... intends to major in biochemistry or genetics ... Wisconsin ties include her grandparents, Dr. John and Patricia Healy of nearby Middleton, Wis.; mother, Alison, attended the University of Wisconsin for two years ... father, Bryan, was a basketball letterwinner at Northwestern ... older sister, Lauren, was a power forward on the Cal women's basketball team

Of Special Note:

- **Became the first post off the bench playing in 27 games and averaged 16 minutes per game as a freshman**
- **Leading rebounder for the 2001 Big Ten all-Star team that toured Europe**

Ashbaugh's Career Record

Season	G/S	FG	FGA	PCT	3PT	3PTA	PCT	FT	FTA	PCT	REB	AVG	PF/D	A	TO	BL	ST	MIN	PTS	AVG
2000-01	27/2	37	78	.474	0	0	.000	19	27	.704	83	3.1	46/0	12	25	9	6	420	93	3.4
Totals	27/2	37	78	.474	0	0	.000	19	27	.704	83	3.1	46/0	12	25	9	6	420	93	3.4

Emily Ashbaugh
Up Close and Personal

Personal: Born 5/13/82; parents are Bryan and Alison Ashbaugh; Nickname: Em, Ash

Favorites: Favorite Subject: Science ... Favorite food: Popsicle ... Favorite color: Blue ... Activities: Riding horses ... Vacation spot: Puerta Vallarta, Mexico ... Favorite sports other than basketball: Skiing, equestrian

My favorite things: Sunsets, the ocean, cheesecake, good books, thunderstorms, riding a horse

Person(s) most admired: My Uncle Bennett Healy and my sister Lauren

Most memorable basketball achievement: Winning our district championship game

In preseason training I worked on: Getting stronger physically and competitively

My most prized possession is: My mustard seed pendant

Favorite spot on campus: Henry Mall

My basketball superstitions: Have to end on a swish!

To calm my nerves before a game I: Close my eyes and breathe deeply four times

Dream as a collegiate player: To win the NCAA tournament

If I could bring one thing from my hometown, I'd bring: My brother Bennett and Slurpees

If I could have any job, I'd be: Extremely fortunate!

The community service activity or group I most like: Working at Children's Hospital

What would you be doing if you weren't playing collegiate basketball? Traveling

What do you do on your days off from basketball workouts? Recover! Sleep, relax and catch up

How has the Kohl Center impacted your life? It's an incredible facility that pretty much runs my life

Is their something significant about your jersey number? It was my number through high school and also my father's when he played in college

What motivates you? The competitive drive I have to succeed

What are your favorite cartoon characters? Spiderman, Yosemite Sam

What is your favorite book? *Trinity* by Leon Uris

Favorite DVD: Die Hard 3; Matrix

Favorite form of transportation: Boat!

Favorite past time: People watching

Favorite TV show: ER, Law & Order

Favorite kind and name of pet: Pets—all of them (except lizards and snakes)

Last book I read: *Gut Symmetries*

Favorite CD I bought: India Aire

Major: Genetics

Career goal: I'd like to work in medicine with emphasis on genetics and genetic research



2000-01 Stats

Ashbaugh	Pts	Reb	Asst	Stl
#24 Oregon	0	2	0	0
Elon College	12	7	1	1
#5 NOTRE DAME	2	3	0	0
#12 OKLAHOMA	5	2	0	0
NEBRASKA	2	1	0	0
#2 Tennessee	2	2	0	0
LOYOLA	10	10	1	1
Evansville	6	3	2	0
#8 PURDUE	0	6	0	0
IOWA	4	4	1	0
Michigan	4	3	0	1
GREEN BAY	4	10	0	1
Michigan State	0	3	0	0
Iowa	2	1	0	0
UW-Milwaukee	0	1	0	0
MINNESOTA	7	3	1	0
INDIANA	2	1	0	0
Illinois	4	5	0	0
#6 Purdue	0	2	0	0
NORTHWESTERN	8	2	0	0
MICHIGAN STATE	2	2	0	1
Indiana	4	2	0	0
Northwestern	2	2	1	0
PENN STATE	0	1	0	0
Minnesota	6	1	1	1
OHIO STATE	5	7	2	0
Univ. of Missouri	0	0	1	0

52 Sarah Jirovec

2000-01: (Pronounced Jih RO vic) A reserve post player who played in 13 games last season ... had four points vs. Minnesota and tied her career high of 5 vs. Loyola ... showed improvement in shooting hitting 7-12 from the field for .583 percent ... averaged a career-high 4.2 minutes in her 13 appearances

1999-00: Played in seven games ... had her best game against Fairfield in the WNIT tournament scoring three points in five minutes ... averaged 2.2 minutes

1998-99: Gathered valuable experience as a reserve post player receiving more playing time during the Big Ten Conference season due to the injuries to Amy Wiersma and Krista Bird ... accurate from the free throw line hitting seven-of-eight for .875 percent

High School: Earned first-team all-conference honors while averaging 11.5 points and 8.5 rebounds, and hit 50.3 percent from the floor as a senior ... a Wisconsin AAU standout, showed great improvement from her junior year when she averaged 5.8 points and 4.8 rebounds per game ... picked to play in the Wisconsin Basketball Coaches Association all-star game in the summer of '98 ... honor roll member since the seventh grade ... also participated in track and volleyball

Senior
6-4 Center
Stevens Point, WI
Stevens Point Area
High School
Coach: Kraig Terpstra

Jirovec's Career Single Game Highs

Points—5 twice
Field Goals—2 twice
Field Goal Att.—3 twice
3-Pt. Goals—1 vs. Elon College 11/19/00
3-Pt. Att.—1 vs. Elon College 11/19/00
Free Throws—4 vs. Indiana State 3/11/99
Free Throw Att.—4 vs. Indiana State 3/11/99
Rebounds—4 twice
Assists—1 vs. Northwestern 2/1/01
Steals—1 vs. FAMU 12/6/98
Blocks—1 twice

Jirovec in Post Season Play

2001 NCAA Championship, Athens, GA
2000 WNIT Championship, Madison, WI
1999 WNIT Finals, Fayetteville, AR



Jirovec's Career Record

Season	G/S	FG	FGA	PCT	3PT	3PTA	PCT	FT	FTA	PCT	REB	AVG	PF/D	A	TO	BL	ST	MIN	PTS	AVG
1998-99	13/0	2	8	.250	0	0	.000	7	8	.875	11	0.8	3/0	0	6	0	1	50	11	0.8
1999-00	7/0	1	3	.333	0	0	.000	1	4	.250	3	0.4	4/0	0	3	1	0	21	3	0.4
2000-01	13/0	7	12	.583	1	1	1.000	4	6	.667	11	0.8	1/0	1	1	1	0	54	19	1.5
Totals	33/0	10	23	.435	1	1	1.000	12	18	.667	25	0.8	8/0	1	10	2	1	125	33	1.0

Sarah Jirovec: Up Close and Personal

Personal: Born 8-10-80; parents are Dan and Lenore Jirovec; Nickname is Big J/Snuffy
Favorites: Favorite class: Hans Christian Anderson ... Favorite food: Q'doba ... Favorite color: Pink ... Vacation spot: Arizona ... Favorite sport other than basketball: Frisbee
My favorite things: Being with friends, sports spectating, shopping, roller blading
Favorite spot on campus: Union Terrace
Person(s) most admired: My parents
Autobiography title: "Sunshine on a Rainy Day"
If I could bring one thing from my hometown, I'd bring: My house
If I could have any job, I'd be: An EMT
My most memorable basketball achievement: Making a three-pointer in a game and seeing my teammates faces
The community service activity or group I most like: Helping children
Who would play you in a movie about your life? Dharma (from Dharma & Greg)
The one word that describes me is... Happy
My favorite female professional basketball player? Lisa Leslie, LA Sparks
In preseason training I worked on: Post moves
My most prized possessions are: My family and my scooter
Dream as a collegiate player: Winning the NCAA Championship
Favorite arena where I've played: Kohl Center
If I could play another UW sport it would be: Rugby
Best UW road trip: San Francisco
What would you be doing if you weren't playing collegiate basketball? Attending college
What do you do on your days off from basketball workouts? Catch up on studying, talk to professors and take naps
Is their something significant about your jersey number? It was my number in high school
What motivates you? The love and desire for basketball
How has the Kohl Center impacted your life? It's a beautiful facility and I've had three great years in it
What's it like living in the No. 1 place to live in the country? Fun
What is your favorite cartoon character? Elroy from the Jetson's
What is your favorite book? *The Giving Tree*
Favorite DVD: Scary Movie
Favorite form of transportation: Leah's car and scootering
Favorite past time: Being with friends and family
Favorite TV Show: Trauma: Life in the ER
Favorite kind and name of pet: A cat named Toontses
Last book I read: A romance novel
Favorite CD I bought: A burned CD compliments of Emily Ashbaugh
What would you do if you were retired? Go up north to fish at my cottage
Major: Sociology, Behavioral Science and Law
Career goal: Going to law school



2000-01 Stats

Jirovec	Pts	Reb	Asst	Stl
Elon College	5	4	0	0
#5 NOTRE DAME	0	0	0	0
#12 OKLAHOMA	0	0	0	0
NEBRASKA	1	0	0	0
LOYOLA	5	2	0	0
Evansville	0	1	0	0
Michigan	2	3	0	0
MINNESOTA	0	1	0	0
INDIANA	0	0	0	0
NORTHWESTERN	2	0	1	0
MICHIGAN STATE	0	0	0	0
Minnesota	4	0	0	0
OHIO STATE	0	0	0	0

2001-02 Badger Newcomers

Freshman
6-3 Forward
W. Lafayette, IN
W. Lafayette High School
Coach: Steve Dietrich

25 Ebba Gebisa

High School: A 6-3 forward, Gebisa was a *Street and Smith* all-American honorable mention ... Indiana Basketball Guide Tremendous 26 ... two-time all-conference pick and AP Third Team All-State ... *Journal-Courier* First Team all-Area ... *Hoosier Basketball Magazine* Top 40 Workout ... Indiana all-Star (senior) ... carried a 3.95 grade point average ... can play all five positions ... led team to a 14-6 mark ... part of 1998 Class 3A state champion team with sisters Kuleni and Lello, who is a UW redshirt transfering from Duke ... recorded 20.0 points per game and 12.8 rebounds per game as a senior ... averaged 10.6 points and 6.5 rebounds per game during four-year varsity career ... as a senior shot 50 percent from the floor (143-287) and 79.41 percent from the line (110-139) ... also played soccer four years and ran track three years earning all-conference selection in both sports ... received the John Wooden/MCL Cafeteria All-Star Citizenship Award for outstanding citizenship demonstrated off the basketball court ... member of the National Honor Society ... Homecoming Queen, YWCA Woman of Promise Award, and Optimist Ryder Citizenship Award ... also involved in Big Sis/Little Sis, the Pep Club, VISTA, Government club and WESSO ... plans to become a lawyer ... will major in business

Ebba Gebisa: Up Close and Personal

Personal: Born 6-16-83, family includes: Parents Gebisa Ejeta and Senait Workalemam, sisters Jalle, Kuleni, and Lello, brother Galana; Nickname: Ebbers

Favorites: Favorite subject: English ... Favorite food: Ice Cream ... Favorite color: Orange ... Activities: Shopping and Reading ... Vacation Spot: Puerto Rico ... Favorite Sport other than basketball: Soccer

Person(s) most admired: My parents

My most prized possession is: My Bible

Most memorable basketball achievement: Winning a state championship with my two sisters Kuleni and Lello

Dream as a collegiate player: To win a National Championship

Major: Business

Career goal: To go to law school and practice law for a few years and then become an athletic director for a university



Junior Redshirt
6-7 Center
West Lafayette, IN
West Lafayette High School
Coach: Steve Dietrich
Transfer from Duke

20 Lello Gebisa

College: A redshirt junior with two years of eligibility, the 6-7 transfer from Duke University will be the tallest player ever to play at Wisconsin ... will be reunited with her sister, Ebba, a freshman forward ... has good footwork and runs the floor well ... as a freshman saw action in 15 games and averaged 5.4 minutes per game ... in 2001 played as a reserve center in 18 games averaging 0.9 points and 1.1 rebounds in 4.4 minutes per game ... played in 33 games in her two seasons, averaging 4.9 minutes and 1.5 points per game ... had career highs of six points, four rebounds, three assists and two blocks at Duke ... plans to study business

High School: A three-time Team MVP as a forward/center for West Lafayette High School ... Lello and Ebba, along with sister Kuleni, were teammates on West Lafayette High School's Class 3A state title team in 1998 ... served as basketball team captain during her senior year ... named to America's Best 1998-99 Super Squad (top 50 seniors) ... a two-time all-area and three-time all-conference selection ... was West Lafayette's all-time scoring leader with 1,185 points ... played in the Indiana Junior All-Star and Senior North-South All-Star Classics ... also lettered three years in volleyball as a middle hitter earning all-conference honors and earning the team's Most Improved award as a sophomore ... named to the All-Conference volleyball team twice and All-Area as a senior ... competed on the track and field team in high jump and 4x400 and 4x800 relays ... served as senior class president... received the Indiana Honors Diploma ... earned the Optimist Citizenship Award

Lello Gebisa: Up Close and Personal

Personal: Born 8-2-81, family includes: Parents Gebisa Ejeta and Senait Workalemam, sisters Jalle, Kuleni, and Ebba, brother Galana

Favorites: Favorite subject: Math ... Favorite food: Spaghetti .... Favorite color: Blue ... Vacation Spot: Bahamas ... Favorite Sport other than basketball: Volleyball

Person(s) most admired: My aunt

My favorite thing to do: Spend time with friends and family

Most memorable basketball achievement: Winning a state championship with two of my sisters

My most prized possession is: The cross my parents gave me

Major: Business

Career goal: To leave my mark on the



Freshman
6-3 Center
Baraboo, WI
Baraboo High School
Coach: Jim Stephens

42 Leslie Jauch

High School: (pronounced Yowk) The 6-3 center scored 453 points as a senior (18.9 ppg) and grabbed 180 rebounds (7.5 rpg) ... two-time honorable mention AP All-State ... Four-time unanimous All-South Central Conference ... junior stats averaged 17.1 points and 9.1 rebounds ... broke the Baraboo boys and girls scoring record with 1,553 career points and averaging 16.7 and grabbed 795 rebounds ... three-time team MVP from her sophomore through senior seasons

Leslie Jauch: Up Close and Personal

Personal: Born 4-29-83, family includes parents Bob and Allison Jauch, sister Jennie, brother Brian

Favorites: Favorite subject: Math ... Favorite food: Cheerios ... Favorite color: Blue ... Activities: Sleeping, watching movies, hanging out with friends ... Vacation spot: Chicago ... Favorite sports other than basketball: Volleyball, watching football

Favorite things to do or have: My family

Person(s) most admired: My parents

Most memorable basketball achievement: Breaking the Baraboo High School scoring record for both Boys and Girls

My basketball superstitions: Watching the "One Shining Moment" video before games and always ending practice on a make

In preseason training I worked on: Strength and conditioning

My most prized possession is: My family

Dream as a collegiate player: To help Wisconsin make it to the Final Four

Favorite spot on campus: The Kohl Center

If I could bring one thing from my hometown, I'd bring: Devil's Lake

If I could have any job, I'd be: An owner of an NBA basketball team

The community service activity or group I most like: Helping with youth basketball

Is their something significant about your jersey number? My dad and brother wore #42 and my favorite numbers are 4 and 2

What motivates you? The desire to always get better

What is your favorite book? *Dead Poet's Society*

Major: Undecided

Career goal: To be successful

Freshman
5-10 Guard
Milwaukee, WI
Pius XI High School
Coach: Joel Claassen

40 Shawna Nicols

High School: *Street and Smith* honorable mention All-American ... first team all-state as a sophomore; second team all-state as a junior and senior ... 2000 Gatorade Wisconsin State Player of the Year ... *Milwaukee Journal Sentinel* Girls All-Area Team 2001 ... Wisconsin Basketball Coaches Association All-Star ... led her Pius XI team to three consecutive state private school titles ... as a senior in the combined public school tournament, led team to a 23-3 record and reached the semifinals of the Div. 1 WIAA State Tournament ... two-time MVP at Pius; three-time Pius captain and the only sophomore ever chosen as captain on Pius' girls team ... senior year averaged 9.7 ppg, 5.2 rebs, 5 assists, 3.5 steals ... shot 70 percent from the free throw line and 41 percent from three-point land ... also a two-time all-conference and all-area selection in softball, playing shortstop ... plans to major in pre-medicine

Shawna Nicols: Up Close and Personal

Personal: Born 12-23-82, family includes: parents Vince and Beth Nicols, brother Justin

Favorites: Favorite subject: Photography ... Favorite food: Noodles ... Favorite color: Blue ... Activities: Playing basketball, listening to music, watching movies, and just having fun ... Vacation Spot: Colorado ... Favorite sports other than basketball: Volleyball and softball

My favorite things to do or have: Sleep, play basketball, watch movies, and listen to music, have fun, friends, and family

Person(s) most admired: My great grandma. Lil

My most prized possession is: My journal

Most memorable basketball achievement: Winning the Padre Sierra my 8th grade year, and winnning state three years in a row

Dream as a collegiate player: Personally to perform to the best I can and as a team do as well as we know we can

Autobiography title: "I may be a jock, but I have feelings, too"

If I could bring one thing from my hometown, I'd bring: My mom and dad's cooking

If I could have any job, I'd be: A pediatrician

Major: Psychology

Career goal: Finish school and become a pediatrician



Freshman
5-11 Guard
Crawfordsville, IA
Washington High School
Coach: Monte Davis

11 Stephanie Rich

High School: Named 2001 Miss Iowa Basketball and was the Gatorade Iowa State Player of the Year ... *Street and Smith* honorable mention all-American ... First team all-state four consecutive years ... team record during her four years 96-10 ... three straight State Championships–first class 3A team to ever do it ... named the captain of the Iowa State Championship all-Tournament Team (MVP as a freshman and senior) four straight years–first player ever to achieve this ... scored 2,205 points in her career, the third most in Iowa history ... averaged 20.7 points, 7.6 rebounds, 6.3 assists, and 5.4 steals her senior season

Stephanie Rich: Up Close and Personal

Personal: Born 5-03-83, family includes parents Phil and Jacque Rich, brothers Perry, Neil, and Darin and sister-in-law Darcy

Favorites: Favorite subject: English ... Favorite food: Saurkraut Soup ... Favorite color: Blue ... Activities: Movies, shopping, e-mailing, and reading ... Vacation Spot: Ozarks ... Favorite Sport other than basketball: Football

My favorite things to do or have: Hanging out with family and friends

Person(s) most admired: Michael Jordan and my parents

In preseason training I worked on: Quickness and strength

Most memorable basketball achievement: Winning three state basketball championships

My most prized possession is: My journal

Dream as a Collegiate Player: To win the NCAA Championship

Favorite spot on campus: Memorial Union Terrace

If I could bring one thing from my hometown, I'd bring: My friends

If I could have any job, I'd be: College coach

Major: Undecided

Career goal: To become successful and happy



Above: Jessie Stomski (L) and Leslie Jauch unpackage items at the Habitat for Humanity store. Right: Lello Gebisa, Candas Smith and Coach A set a pole at the new kids recreational park in nearby Fitchburg.

Community Service Award

The Badger women's basketball program has received national recognition for its community service projects. The entire team has helped with such projects as building with Habitat for Humanity or dishing out food at the Salvation Army soup kitchen, among many other team and individual service projects arranged by the basketball players and staff.

Coach A's philosophy is, "To whom much is given, much is expected." The Badger players assist with a variety of service projects such as visiting sick children in area hospitals, and participating in the Big Sister program.

The coaching staff annually recognizes the athlete or athletes who have shown a great interest and invested the most time in community service.

2001	Rachel Klongland
2000	Krista Bird
1999	Amy Wiersma
1998	Jenny Rhodes
1997	Karie Cattanach
1996	Karie Cattanach
1995	Karie Cattanach and Jenny Rhodes





Community service is an important facet of BadgerBall. Above Right: (L) Kristi Seeger, Tamara Moore and Leah Hefte lend a helping hand in dry wall construction at Habitat for Humanity. The team also helped set poles and haul sand and plant grass for a future kids park in Fitchburg.

Below: L-R Kyle Black, Asst. Coach Kelly Kenny, Sarah Jirovec, Candas Smith, Shawna Nicols, and Emily Ashbaugh at Habitat for Humanity.





Above: Shawna Nicols helps the first participants at the kids' park try out the sand pile.

All-Big Ten Conference

(begun in 1984 with recognition earned by a vote of the conference coaches; a media voting panel was added in 1996. (Note: c=coaches; m=media)

Keisha Anderson	Racine, WI	First Team (mc)	1997
		Second Team (mc)	1995, '96
Lisa Bonnell	Merrill, WI	Second Team	1988
		Honorable Mention	1987
Mynette Clark	Racine, WI	Second Team	1992
Barb Franke	Cedar Falls, IA	First Team (mc)	1996
		Second Team	1994, '95
		Freshman of the Year	1992
Kay Fredrickson	Durand, WI	Freshman of the Year	1988
Janet Huff	Milwaukee, WI	First Team	1984
Janetta Johnson	Ann Arbor, MI	Honorable Mention	1989
Ann Klapperich	Fond du Lac, WI	Third Team (mc)	1997
		Second Team (m)	1998
Michelle Kozelka	Prairie du Chien, WI	Honorable Mention	1989, '90, '91, '92
Tamara Moore	Minneapolis, MN	First Team (m)	2001
		Defensive Player of Year	2001
		Second Team (c)	2001
		Honorable Mention (mc)	2000
Kelley Paulus	LaCrosse, WI	All-Freshman Team	1997
Chris Pruitt	Chicago, IL	Second Team	1984
Megan Scott	Platteville, WI	Second Team	1984
LaTonya Sims	Racine, WI	Second Team (m)	2000
		Honorable Mention (c)	2000
		First Team (m)	1999
		Second Team (c)	1999
		Freshman of the Year	1998
		Honorable Mention (mc)	1998
Nina Smith	Waterloo, IA	Honorable Mention	2001
Jessie Stomski	Oakdale, MN	First Team (c, mc)	2001
		Second Team (c)	2000
		Honorable Mention (m)	2000
		Freshman of the Year	1999
		Second Team (m)	1999
		Honorable Mention (c)	1999
Robin Threatt	Cedar Rapids, IA	First Team	1992, '93
		Second Team	1991
Katie Voigt	Woodruff, WI	First Team (mc)	1998



Point guard Janet Huff formed a dangerous duo with her sister Theresa. The pair played on one of the most successful teams in school history earning a 21-13 record and national quarterfinal finish at the 1982 AIAW Championship. Huff ranks second in career assists and steals to Keisha Anderson, and was the Big Ten Medal of Honor winner in 1984 signifying proficiency in scholarship and athletics. She was also UW's first all-Big Ten first team selection in 1984.

All-Big Ten First team Honorees

Keisha Anderson, Racine, WI
First Team, 1997

Barb Franke, Cedar Falls, IA
First Team, 1996

Janet Huff, Milwaukee, WI
First Team, 1984

LaTonya Sims, Racine, WI
First Team, 1998



Robin Threatt, Cedar Rapids, IA First Team, 1992, 1993

Katie Voigt, Woodruff, WI
First Team, 1998

All-Big Ten First Team Honorees

Tamara Moore, Minneapolis, MN
First Team, 2001

Jessie Stomski, Oakdale, MN
First Team, 2001

Wisconsin's 1,500-Point Scorers

All-time leading scorer, Barb Franke, who was also the fastest to score 1,000 points, leads this exclusive group of just six players who have scored 1,500 points or more at Wisconsin.

Total	Scorer	Career Games	Pos.	Yrs. Played
	Scored 1,500th/Opponent			
1,994	Barb Frank	114 games	F/C	1991-96
	Sr./90th game	12/7/95 vs. Western Illinois		
1,901	Robin Threatt	114 games	G	1988-93
	Sr./92nd game	12/15/92 vs. UW-Milwaukee		
1,879	Theresa Huff	118 games	F/C	1979-83
	Sr./97th game	12/22/82 vs. Loyola-Chicago		
1,857	LaTonya Sims	124 games	F/G	1997-01
	Sr./99th game	11/22/00 vs. Notre Dame		
1,576	Katie Voigt	116 games	G	1993-98
	Sr./112th game	2/20/98 vs. Illinois		
1,543	Ann Klapperich	113 games	F	1994-98
	Sr./110th game	2/22/98 vs. Penn State		

Barb Franke

Season	G/S	FG	FGA	PCT	3PT	3PTA	PCT	FT	FTA	PCT	REB	AVG	PF/D	A	TO	BL	ST	MIN	PTS	AVG
1991-92	29/29	128	236	.542	7	24	.292	65	110	.591	201	6.9	104/5	19	77	15	39	655	328	11.3
1993-94	27/27	189	335	.564	14	38	.368	125	173	.723	225	8.3	84/2	44	118	19	29	817	517	19.1
1994-95	29/29	199	398	.500	9	31	.290	141	217	.650	229	7.9	100/1	41	107	19	39	943	548	18.9
1995-96	29/29	225	426	.528	1	14	.071	150	208	.721	226	7.8	92/3	45	105	21	58	900	601	20.7
Totals	114/114	741	1395	.531	31	107	.290	481	708	.679	881	7.7	380/11	149	407	74	165	2660	1994	15.9

Robin Threatt

Season	G/S	FG	FGA	PCT	3PT	3PTA	PCT	FT	FTA	PCT	REB	AVG	PF/D	A	TO	BL	ST	MIN	PTS	AVG
1988-89	5/4	22	43	.512	3	4	.750	7	11	.636	19	3.8	11/0	10	16	1	11	120	54	10.8
1989-90	26/23	126	303	.416	29	84	.345	35	45	.778	100	3.8	61/0	50	75	10	55	762	316	12.2
1990-91	27/27	179	377	.475	33	96	.344	57	86	.663	124	4.6	67/3	47	79	13	43	834	448	16.6
1991-92	29/29	221	442	.500	39	112	.348	93	123	.756	133	4.6	73/0	71	82	13	88	939	574	19.8
1992-93	27/27	209	444	.471	40	114	.351	51	72	.708	138	5.1	76/1	70	69	12	87	894	509	18.9
Totals	114/110	753	1609	.470	144	410	.351	243	337	.721	514	4.5	288/4	249	321	49	284	3550	1901	16.7

Theresa Huff

Season	G/S	FG	FGA	PCT	3PT	3PTA	PCT	FT	FTA	PCT	REB	AVG	PF/D	A	TO	BL	ST	MIN	PTS	AVG
1979-80	27/27	165	341	.484	Did Not Have		-	52	88	.591	210	7.7	94/4	21	93	28	45	-	382	14.1
1980-81	30/30	223	438	.509	Did Not Have			53	110	.481	294	9.8	77/4	28	102	26	60	-	499	16.6
1981-82	34/29	232	510	.467	Did Not Have			76	119	.638	394	11.6	79/2	53	124	19	70	1065	540	15.9
1982-83	27/24	203	439	.462	Did Not Have			52	92	.565	303	11.2	59/0	30	76	32	66	888	458	17.0
Totals	118/110	823	1728	.476	-	-	-	233	409	.569	1201	10.2	309/10	131	394	105	243	-	1879	15.9

LaTonya Sims

Season	G/S	FG	FGA	PCT	3PT	3PTA	PCT	FT	FTA	PCT	REB	AVG	PF/D	A	TO	BL	ST	MIN	PTS	AVG
1997-98	31/27	152	303	.502	0	0	.000	88	134	.657	214	6.9	83/1	22	64	19	31	903	392	12.6
1998-99	32/32	222	461	.482	10	34	.294	123	177	.695	213	6.7	87/3	33	94	27	47	1058	577	18.0
1999-00	33/33	177	422	.419	13	48	.271	115	170	.676	276	8.4	83/1	48	80	28	52	951	482	14.6
2000-01	28/28	153	332	.461	20	69	.290	80	104	.769	179	6.4	57/1	58	71	18	29	844	406	14.5
Totals	124/120	704	1518	.464	43-	51	.285	406	585	.694	882	7.1	310/6	161	309	92	159	3896	1857	15.0

Katie Voigt

Season	G/S	FG	FGA	PCT	3PT	3PTA	PCT	FT	FTA	PCT	REB	AVG	PF/D	A	TO	BL	ST	MIN	PTS	AVG
1993-94	27/27	113	248	.456	33	96	.344	70	93	.753	173	6.4	47/0	124	137	8	29	907	329	12.2
1994-95	29/28	98	267	.367	57	164	.348	39	48	.812	116	4.0	55/1	79	73	10	35	919	292	10.1
1995-96	29/29	148	352	.420	60	176	.341	63	71	.887	117	4.0	56/1	74	83	5	46	938	419	14.4
1997-98	31/31	174	403	.432	84	217	.387	104	120	.867	158	5.1	50/0	96	110	12	35	1047	536	17.3
Totals	116/115	533	1270	.420	234	653	.358	276	332	.831	564	4.9	208/2	373	403	35	145	3811	1576	13.6

Ann Klapperich

Season	G/S	FG	FGA	PCT	3PT	3PTA	PCT	FT	FTA	PCT	REB	AVG	PF/D	A	TO	BL	ST	MIN	PTS	AVG
1994-95	26/16	94	191	.492	0	1	.000	69	87	.793	152	5.8	62/2	17	42	8	33	537	257	9.9
1995-96	29/29	142	269	.528	4	8	.500	92	127	.724	159	5.5	100/6	38	41	5	48	696	380	13.1
1996-97	27/27	175	344	.509	3	12	.250	86	114	.754	179	6.6	76/3	38	56	8	61	839	439	16.3
1997-98	31/31	187	371	.504	2	10	.200	91	124	.734	178	5.7	98/3	44	55	3	46	864	467	15.1
Totals	113/103	598	1175	.509	9	31	.290	338	452	.751	668	5.9	336/14	137	194	24	188	2936	1543	13.7



Known as a great defender, Tamara Moore can also be a subtle scorer either on the drive, from outside, or at the line. Moore earned her 1,000th point last season and carries a career average of 12.3 points per game.

Wisconsin's 1,000 Point Scorers

1,994–Barb Franke, 114 games, 1991-96 – Jr., 64th game, 12/15/94
1,901–Robin Threatt, 113 games, 1988-93 – Jr., 66th game, 1/4/92
1,879–Theresa Huff, 118 games, 1979-1983 – Jr., 66th game, 1/2/82
1,857–LaTonya Sims, 124 games, 1997- – Jr., 66th game, 11/27/99
1,576–Katie Voigt, 116 games, 1993-98 – Jr., 83rd game, 3/2/96
1,543–Ann Klapperich, 113 games, 1994–98 - Jr., 77th game, 2/11/97
1,482–Lisa Bonnell, 109 games, 1984-1988 – Sr., 86th game, 12/9/88
1,455–Janet Huff, 118 games, 1980-84 – Sr., 96th game, 12/7/84
1,428–Michele Kozelka, 111 games, 1988-92 – Jr., 74th game, 2/3/91
1,399–Chris Pruitt, 114 games, 1981-85– Jr., 86th game, 3/4/84
1,339–Jessie Stomski, 91 games, 1998–01; 71st games, 11/19/01
1,279–Keisha Anderson, 85 games, 1994–97, Sr., 68th game, 1/5/97
1,146–Tamara Moore, 93 games; 1998–01, Jr., 80th game, 1/29/01
1,123–Kelley Paulus, 119 games, 1996–00, Sr., 109th game, 2/10/00
1,120–Faith Johnson, 118 games, 1980-85 – Sr., 110th game, 2/8/85
1,057–Linda Gough, 105 games, 1977-81 – Sr., 97th game, 2/13/81
1,017–Mynette Clark, 96 games, 1988-92 – Sr., 94th game, 3/11/92

Tamara Moore and Jessie Stomski both were invited to try out for the USA Basketball team attending the World University Games in China. Stomski sprained an ankle the first day of tryouts, and Moore was one of two finalist for the 12th spot on the team.

Wisconsin's Most Valuable Players

2000–01	Jessie Stomski	So.	Oakdale, MN
1999–00	Tamara Moore	So.	Minneapolis, MN
1998–99	LaTonya Sims	So.	Racine, WI
1997–98	Katie Voigt	Sr.	Woodruff, WI
1996–97	Keisha Anderson	Sr.	Racine, WI
1995–96	Barb Franke	Sr.	Cedar Falls, WI
1994–95	Barb Franke	Jr.	Cedar Falls, WI
1993–94	Barb Franke	So.	Cedar Falls, WI
1992–93	Robin Threatt	Sr.	Cedar Rapids, IA
1991–92	Robin Threatt	Jr.	Cedar Rapids, IA
1990–91	Michele Kozelka, Mynette Clark (Jr., Racine, WI)		
	Robin Threatt, Lisa Lawrence (Sr., Milwaukee, WI)		
1989–90	Michele Kozelka	So.	Prairie du Chien, WI
1988–89	Janetta Johnson	Fr.	Ann Arbor, MI
1987–88	Lisa Bonnell	Sr.	Merrill, WI
1986–87	Lisa Bonnell	Jr.	Merrill, WI
1985–86	Lisa Bonnell	So.	Merrill, WI
1984–85	Faith Johnson	Sr.	Minneapolis, MN
	and Chris Pruitt	Sr.	Chicago, IL
1983–84	Megan Scott	Sr.	Platteville, WI
	and Janet Huff	Sr.	Milwaukee, WI
1982–83	Theresa Huff	Sr.	Milwaukee, WI
1981–82	Theresa Huff	Jr.	Milwaukee, WI
1980–81	Theresa Huff	So.	Milwaukee, WI
1979–80	Ann Hall	So.	Brownsville, WI
1978–79	Kerry Karst	Fr.	Lincoln, NE
1977–78	Pam Moore	Fr.	Madison, WI

Big Ten Players of the Week

(begun as a weekly honor in 1984 with recognition earned by a vote of the conference office communications staff)

Keisha Anderson	Racine, WI	Dec. 12	1996
		Feb. 5	1996
		Dec. 2	1996
Lisa Bonnell	Merrill, WI	Jan. 18	1988
Mynette Clark	Racine, WI	March 4	1991
Barb Franke	Cedar Falls, IA	Jan. 29	1996
		Jan. 9, Feb. 6	1995
Janet Huff	Milwaukee, WI	Feb. 14	1984
Janetta Johnson	Ann Arbor, MI	Dec. 12	1989
Michelle Kozelka	Prairie du Chien, WI	Feb. 28	1989
		Dec. 12, March 5	1990
Ann Klapperich	Fond du Lac, WI	Dec. 1	1997
Tamara Moore	Minneapolis, MN	Jan. 17	2000
Kelley Paulus	LaCrosse, WI	Feb. 23	1999
LaTonya Sims	Racine, WI	Nov. 23	1998
Jessie Stomski	Oakdale, MN	Nov. 21	1999
		Jan. 22	2001
Robin Threatt	Cedar Rapids, IA	Dec. 16, Feb. 10	1992
		Dec. 14	1993



WBCA/Kodak All-America

Keisha Anderson	Racine, WI	District IV 1st Team	1997
		Honorable Mention All-America	
Barb Franke	Cedar Falls, IA	District IV 1st Team	1995, '96
		Honorable Mention All-America	
Jessie Stomski	Oakdale, MN	District IV 1st Team	2001
		Honorable Mention All-America	
Robin Threatt	Cedar Rapids, IA	District IV 1stTeam	1992
	Honorable Mention All-America		

WBCA is the Women's Basketball Coaches Association national organization which votes on Kodak All-America honors. Five individuals are named in nine districts to a national ballot from which 10 players are chosen national All-Americans while the remainder receive national honorable mention status.

Parade All-Americans

Name	Hometown	Parade Honor	Played at UW
Keisha Anderson	Racine, WI	1992 Fourth Team	1994–97
Kerry Karst	Lincoln, NE	1978 Fourth Team	1978–79
Tamara Moore	Minneapolis, MN	1998 Second Team	1998–01
LaTonya Sims	Racine, WI	1997 First Team	1997–01
		1996 Fourth Team	
Nina Smith	Waterloo, IA	1999 First Team	1999–01
		1998 First Team	
		1997 Fourth Team	
Katie Voigt	Woodruff, WI	1993 Fourth Team	1993–97
Amy Wiersma	Randolph, WI	1995 Second Team	1995–99

Prestigious award recognizing the top high school athletes in the United States. Honorees are selected annually by Parade Magazine

AP All-Americans

Name	Hometown	Honors	Year
Tamara Moore	Minneapolis, MN	Honorable Mention	2001
Barb Franke	Cedar Falls, IA	Honorable Mention	1995 & '96

Badger Participation on Professional Basketball Teams

Name	UW Years	Country (Team)	Years Played
Keisha Anderson	1994–97	WNBA Washington Mystics	1999–00
		WNBA Charlotte Sting	2001
		(Colorado Xplosion ABL)	1997–98
Theresa Huff	1979–83	Spain (Vigo)	1983–84
Barb Franke	1991–96	USA (Chicago Condors ABL)	1998
		France (Limoges)	1996
Ann Klapperich	1994–98	Portugal (Olivais Futebol Clube)	1998
Michelle Lowman	1978–83	Sweden (Ockelbo)	1983–84
Dee Dee Pate	1996–2000	Germany	2001
Robin Threatt	1988–93	WNBA (Seattle Storm)	1999–00
Katie Voigt	1993–98	Belgium (Club Boom)	1999-01
		Israel (Tel Aviv)	2001-02

Elite Basketball Teams

Several Badger athletes have been part of special teams that have traveled abroad on USA or Big Ten tours, as well as players that have been part of the Olympic Festival experience. These players are selected from hundreds that tryout for a position on the teams. Big Ten all-star tour players are selected by each institution's coach.

Keisha Anderson	Big Ten All-Star Tour - Japan	1995
	Olympic Festival-West, San Antonio, TX	1993
Emily Ashbaugh	Big Ten All-Star Tour - Switzerland, France	2001
Kyle Black	Big Ten All-Star Tour - Switzerland, France	2001
Tanisha Boston	Big Ten All-Star Tour - Sweden, Denmark	1996
Barb Franke	USA Basketball Junior Select - Canada	1992
	USA Basketball Jones Cup Team - Taiwan	1994
Missy Konieczny	Big Ten All-Star Tour - Germany, Belgium	1999
Tamara Moore	Big Ten All-Star Tour - Hungary, Slovakia, Austria	2000
Dee Dee Pate	Big Ten All-Star Tour - Sweden, Denmark	1998
Kelley Paulus	Big Ten All-Star Tour - Sweden, Denmark	1998
LaTonya Sims	Big Ten All-Star Tour - Germany, Belgium	1999
	Jones Cup Tryouts	1998
Robin Threatt	USA Basketball Olympic Tryouts	1992
	Big Ten All-Star Tour - Australia	1992
Katie Voigt	Big Ten All-Star Tour - England	1994
Amy Wiersma	Big Ten All-Star Tour, Austria, Czech Republic, Slovakia	1997
Camille Williams	Big Ten All-Star Tour - Hungary	1993
Tracy Winkler	Olympic Festival - North, San Antonio, TX	1993

The entire UW women's basketball team traveled to Australia in May of 1999 and to Europe during August of 1995. Under NCAA regulations, schools are allowed to travel out of the country every four years. In Europe, the team played a four-game schedule earning a 3-1 record against national teams in England and Belgium in a 10-day tour. The Badgers were 2-2 on their 14-day tour of Australia.

Coach of the Year Honors

Jane Albright-Dieterle	1995	Big Ten Coach of the Year
Jane Albright-Dieterle	1995	WBCA/Converse District
Mary Murphy	1992	Big Ten Coach of the Year
Mary Murphy	1992	WBCA/Converse District



Badger Coach Jane Albright and two members of her staff took her second Big Ten All-Star tour to Europe collecting a 5-0 record. Albright is 8-1 in Big Ten tours.

All-Big Ten Academic Team

Athletes who are letterwinners and maintain at least a 3.00 cumulative grade point average receive all-Big Ten academic recognition. Freshman and transfers are not eligible in their first year. Wisconsin has had 42 honors since it began in 1986.

Amy Bauer	Durand, WI	Business	1990, '91
Kyle Black	Indianapolis, IN	Business	2001
Michele Burkholder	Janesville, WI	Industrial Engineering	1996, '97, '98
Karie Cattanach	Markesan, WI	Business	1995, '96,
Judy Ebeling	Bloomington, MN	Business	1999, '00, 01
Kay Fredrickson	Durand, WI	Business	1989, '90, '91
Kim Fredrickson	Durand, WI	Business	1989, '90, '91
Leah Hefte	McFarland, WI	Elementary Education	2001
Missy Konieczny	Portage, WI	Agricultural Journalism	2000
Michele Kozelka	Prairie du Chien, WI	Physical Education	1991,'92
Lisa Lawrence	Milwaukee, WI	Accounting/Finance	1989, '90, '91
Jessica Liegel	Plain, WI		2001
Dolly Rademaker	Thorp, WI	Physical Therapy	1992, '93, '94
Jenny Rhodes	Milwaukee, WI	Social Work	1997
Emily Ricter	Cottage Grove, WI	Rehabilitative Psychology	1997, '98
Stacey Riemer	Chilton, WI	Landscape Architecture	1996, '97
Erin Schmidt	Lodi, WI	Engineering Mechanics & Astronautics	2000
Kristi Seeger	Stoughton, WI	Kiniesiology	2001
Peggy Shreve	Monroe, WI	Genetics	1991, '92, '93
Jessie Stomski	Oakdale, MN	Journalism	2001
Katie Voigt	Woodruff, WI	Education	1995, '96, '98
Amy Wiersma	Randolph, WI	Social Welfare	1997, '98, '99
Tracy Winkler	Chilton, WI	Nutritional Science	1994,'95, '96
Jen Waterman	Wisconsin Dells, WI	Zoology	1991, '92,'93

Athletic Board Scholars

Athletic Board Scholars are letterwinners who have completed at least three semesters and the highest grade point in their respective sports. The honor, begun in 1986, is awarded annually by the UW Athletic Board.

Nicky Boucher	Oregon, WI	Art	1987
Kay Fredrickson	Durand, WI	Business	1989
Jessica Liegel	Plain, WI		2001
Dolly Rademaker	Thorp, WI	Physical Therapy	1993
Emily Ricter	Cottage Grove, WI	Rehabilitative Psychology	1997, '98
Shelly Rucinski	Dousman, WI	Recreation Resource Management	1988
Erin Schmidt	Lodi, WI	Engineering Mechanics & Astronautics	2000
Peggy Shreve	Monroe, WI	Genetics	1990, '91, '92
Cindy Slovak	Chicago, IL	Wildlife Ecology	1986
Amy Wiersma	Randolph, WI	Social Work	1999
Tracy Winkler	Chilton, WI	Nutritional Science	1994, '95, '96

GTE/CoSIDA District IV Academic All-America

Academic all-America status recognizes an athlete for excellence in athletics and academics. Athletes must have a minimum cumulative grade point average of 3.2, must be a district winner, and are then placed on a national ballot for voting on by a panel of the college sports information directors association (CoSIDA).

Kay Fredrickson	Durand, WI	Business	1989
Katie Voigt	Woodruff, WI	Mathematics	1996

Big Ten Medal of Honor

The award is given annually at each Big Ten institution to the senior male and female student-athlete demonstrating proficiency in scholarship and athletics. The Badgers have had one woman basketball athlete so honored.

Janet Huff	Milwaukee, WI	Recreation Resources Management	1984

BadgerBall Tops Big Ten Academic Honors

Wisconsin and Northwestern are tied for first for the most Academic all-Big Ten honorees of any conference women's basketball team. With 51 athletes, the Badgers and the Wildcats each comprise 13.6 percent of all honorees over the past 15 years since the academic team honors began in 1987.

The Badgers have had the second most honorees of any Big Ten school since Jane Albright arrived in 1994-95 with 28. Purdue had 29 honorees in that same period.

Letterwinners who maintain a 3.00 or better cumulative grade point and who are not freshmen or first year transfers are eligible for Academic all-Big Ten status.

TOTAL HONORS—15 Years

		Totals and Pct. of Total	
1.	WISCONSIN	51	.136
	NORTHWESTERN	51	.136
3.	PURDUE	45	.120
4.	PENN STATE	28*	.099
5.	IOWA	36	.096
6.	MINNESOTA	34	.090
7.	MICHIGAN STATE	32	.085
8.	INDIANA	27	.072
9.	ILLINOIS	26	.069
10.	OHIO STATE	25	.067
11.	MICHIGAN	19	.051

*Note: Total awards for 15 years is 374. Penn State has been a member of the Big Ten Conference only 9 years; total awards for those years is 282. Penn State's percentage reflects its numbers since joining the conference.

Letterwinners 1974-01

—A—

Andrea Adams (Milwaukee, WI): 1981-85
Debbie Ambruso (Kenosha, WI): 1979-81
Stacy Amend (Madison, WI): 1975-76
Keisha Anderson (Racine, WI): 1994-97
Emily Ashbaugh (Woodinville, WA): 2000-01

—B—

Amy Bauer (Durand, WI): 1988-90
Kim Bertagnoli (Madison, WI): 1974-75
Krista Bird (Owatonna, MN): 1997-01
Kyle Black (Indianapolis, IN): 1998-01
Tasha Bolton (Milwaukee, WI): 1974-75
Lisa Bonnell (Merrill, WI): 1984-88
Jean Bormett (Madison, WI): 1974-76
Tanisha Boston (Milwaukee, WI): 1995-99
Heather Bostrom (Rochester, MI): 1988-91, 1993
Nikki Boucher (Oregon, WI): 1986-87
Michele Bourne (Hillside, N.J.): 1989-90
Erin Broome (Beaver Dam, WI); 1992-93
Bev Buhr (Marion, WI): 1974-75
Michele Burkholder (Janesville, WI): 1994-97

—C—

Martha Calden (Madison, WI): 1974-77 (missed 1975-76)
Kelley Camp (West Haven, CT): 1977-79
Karie Cattanach (Markesan, WI): 1993-97
Sally Christenson (Larsen, WI): 1974-75
Mary Chrnelich (Milwaukee, WI): 1982-84
Mynette Clark (Racine, WI): 1988-92
Christine Cleary (Oconomowoc, WI): 1995-99
Kristi Condon (Brodhead, WI): 1974-767

—D—E—F—

Julia Delaney (Stratford, WI): 1986-87
Kesa Dillon (Oakland, CA): 1992-95
Margaret Drexler (Appleton, WI): 1986-87
Sheila Driver (Racine, WI): 1983-86
Judy Ebeling (Bloomington, MN): 1998-01
Gina Edmonds (West Nyack, NY): 1987-91
Nancy Fahey (Belleville, WI): 1977-81
Lizbeth Finchem (Kalamazoo, MI): 1981-82
Michelle Fischer (Flint, MI): 1983-87
Lynne Fitzgerald (Boscobel, WI): 1986-87
Barb Franke (Cedar Falls, IA): 1991-95 (missed 1992-93)
Kay Fredrickson (Durand, WI): 1987-91
Kim Fredrickson (Durand, WI): 1987-91

—G—H—

Kathy Galligan (Madison, WI): 1975-76
Linda Gough (Elgin, IL): 1977-81
Maike Grossman (Hamburg, West Germany): 1985-86
Verdell Hale (Queens, NY): 1985-88
Ann Hall (Brownsville, WI): 1978-80
Kris Hallisy (Antigo, WI): 1979-83
Jennah Hartwig (Janesville, WI): 1993-98 (missed 1994-95)
DeLinda Hastie (Washington, D.C.): 1985-88
Leah Hefte (McFarland, WI); 1999-01
Heather Henkel (Racine, WI); 1993-94
Phyllis Hogans (Milwaukee, WI): 1977-79
Maureen Holloway (Wauwatosa, WI): 1975-76
Camilla Hudson (Aurora, IL): 1983-84
Janet Huff (Milwaukee, WI): 1980-84
Theresa Huff (Milwaukee, WI): 1979-83
April Hunt (New Haven, CT): 1977-787

—I—J—K—

Sarah Jirovec (Stevens Point, WI): 1998-01
Carol Jones (Chicago, IL): 1979-81
Becky Johnson (Madison, WI): 1974-77
Faith Johnson (Minneapolis, MN): 1980-85 (missed 1983-84)
Janetta Johnson (Ann Arbor, MI): 1988-89
Sharon Johnson (Memphis, TN); 1991-95
Kari Kaiser (Dickeyville, WI): 1996-97
Kathy Kamrath (Hartland, WI): 1987-88
Kerry Karst (Lincoln, NE): 1978-79
Katie Kennedy (Waunakee, WI): 1993-94
Ann Klapperich (Fond du Lac, WI): 1994-98
Rachel Klongland (Sun Prairie, WI): 1997-01
Missy Konieczny (Portage, WI): 1996-00
Michele Kozelka (Prairie du Chien, WI): 1988-92
Lori Kroening (Wausau, WI): 1980-81
Jody Kurilla (Rhinelander, WI): 1980-817

—L—M—N—

Amber Landrigan (Bridgeport, NE): 1989-93 (missed 1991-92)
Lisa Lawrence (Milwaukee, WI): 1987-91
Anne Lederer (Waukesha, WI): 1983-84
Rebecca Leet (Oostburg, WI): 1990-93
Kelly Leinfelder (Edina, MN): 1985-87
Jessica Liegel (Plain, WI): 2000-01
Lorraine Lorenzen (Hartland, WI): 1977-80
Michelle Lowman (New Haven, CT): 1978-83 (missed 1979-80)
Kim Martin (Demarest, N.J.); 1992-93
Ellen Mason (Glendale, WI): 1974-77
Liz McLean (Hartford, WI): 1978-80
Carmella McMullen (Cleveland, OH): 1984-85
Marsha Millhouse (Washington, D.C.): 1984-86
Pam Moore (Madison, WI): 1977-787
Tamara Moore (Minneapolis, MN): 1998-01

—O—P—Q—R—

Karen O'Malley (Madison, WI): 1985-88
Dee Dee Oestreicher (Madison, WI): 1987-88
Teena Parduhn (Madison, WI): 1975-76
Dee Dee Pate (Milwaukee, WI): 1996-00
Kelley Paulus (LaCrosse, WI): 1996-00
Vicki Prince (Flint, MI): 1984-87
Chris Pruitt (Chicago, IL): 1981-85
Joan Purcell (Madison, WI): 1974-77
Dolly Rademaker (Thorp, WI): 1990-94
Jenny Rhodes (Milwaukee, WI): 1994-98
Emily Ricter (Monona Grove, WI): 1996-98
Stacy Riemer (Chilton, WI): 1993-97
Vivian Rorer (Peoria, IL): 1980-82
Carol Ross (East Troy, WI): 1975-76
Shelly Rucinski (Dousman, WI): 1986-90
Jennifer Rudigor (Winnetka, IL): 1975-76

—S—T—U—V—

Anne Saeman (Madison, WI): 1976-79
Erin Schmidt (Lodi, WI): 1999-00
Carol Scott (Madison, WI): 1976-78
Megan Scott (Platteville, WI): 1983-84
Jennifer Scotten (Vancouver, B.C., Canada): 1988-90
Kristi Seeger (Stoughton, WI): 1999-01
Peggy Shreve (Monroe, WI): 1989-93
LaTonya Sims (Racine, WI): 1997-01
Linda Sielaff (Milwaukee, WI): 1981-82
Abby Simmons (Verona, WI): 20001-01
Jane Skarr (Hales Corners, WI): 1983-84
Sandy Skubal (Madison, WI): 1974-75
Cindy Slovak (Chicago, IL): 1982-86
Candas Smith (Madison, WI): 1999-01
Carolyn Smith (Eau Claire, WI): 1977-78
Nina Smith (Waterloo, IA): 1999-01
Helen Stoffel (Racine, WI): 1986-87
Jessie Stomski (Oakdale, MN): 1998-01
Linda Stuessy (Brooklyn, WI): 1982-84
Teresa Theder (Watertown, WI): 1981-85
Robin Threatt (Cedar Rapids, IA): 1988-93
Sue Tringali (Manitowoc, WI): 1975-76
Katie Voigt (Woodruff, WI): 1993-98, (missed 1996-97)
Ginny Vorwald (Bloomington, WI): 1976-80
Kari Voss (Madison, WI): 1996-97

—W—X—Y—Z—

Jen Waterman (Wisconsin Dells, WI): 1989-93
Jenni Westphal (Marinette, WI): 1994-95
Dot Whalen (Madison, WI): 1976-80
Amy Wiersma (Randolph, WI): 1995-99
Camille Williams (Waterloo, IA): 1991-95
Tracy Winkler (Chilton, WI); 1992-95
Inga Young (Alexandria, VA): 1984-87
Cathy Zorr (Oshkosh, WI): 1977-79
Anne Zuehlke (Sturgeon Bay, WI): 1976-79

Badgers by State

California
Kesa Dillon (Oakland, CA): 1992-95

Connecticut
Kelley Camp (West Haven, CT): 1977-79
April Hunt (New Haven, CT): 1977-78
Michelle Lowman (New Haven, CT): 1978-83

Illinois
Linda Gough (Elgin, IL): 1977-81
Camilla Hudson (Aurora, IL): 1983-84
Carol Jones (Chicago, IL): 1979-81
Chris Pruitt (Chicago, IL): 1981-85
Vivian Rorer (Peoria, IL): 1980-82
Jennifer Rudigor (Winnetka, IL): 1975-76
Cindy Slovak (Chicago, IL): 1982-86

Indiana
Kyle Black (Indianapolis, IN): 1998-01

Iowa
Barb Franke (Cedar Falls, IA): 1991-95
Nina Smith (Waterloo, IA): 1999-01
Robin Threatt (Cedar Rapids, IA): 1988-93

Michigan
Heather Bostrom (Rochester, MI); 1988-91, 1993
Lizbeth Finchem (Kalamazoo, MI): 1981-82
Michelle Fischer (Flint, MI): 1983-87
Janetta Johnson (Ann Arbor, MI): 1988-89
Vicki Prince (Flint, MI): 1984-87

Minnesota
Krista Bird (Owatonna, MN): 1997-01
Judy Ebeling (Bloomington, MN): 1998-01
Faith Johnson (Minneapolis, MN): 1980-85 (missed 1983-84)
Kelly Leinfelder (Edina, MN): 1985-87
Tamara Moore (Minneapolis, MN): 1998-01
Jessie Stomski (Oakdale, MN): 1998-01

Nebraska
Kerry Karst (Lincoln, NE): 1978-79
Amber Landrigan (Bridgeport, NE): 1989-93 (missed 1991-92)

New Jersey
Michele Bourne (Hillside, N.J.): 1989-90
Kim Martin (Demarest, N.J.): 1992-93

New York
Gina Edmonds (West Nyack, NY): 1987-91
Verdell Hale (Queens, NY): 1985-88

Ohio
Carmella McMullen (Cleveland, OH): 1984-85

Tennessee
Sharon Johnson (Memphis, TN); 1991-95

Virginia
Inga Young (Alexandria, VA): 1984-87

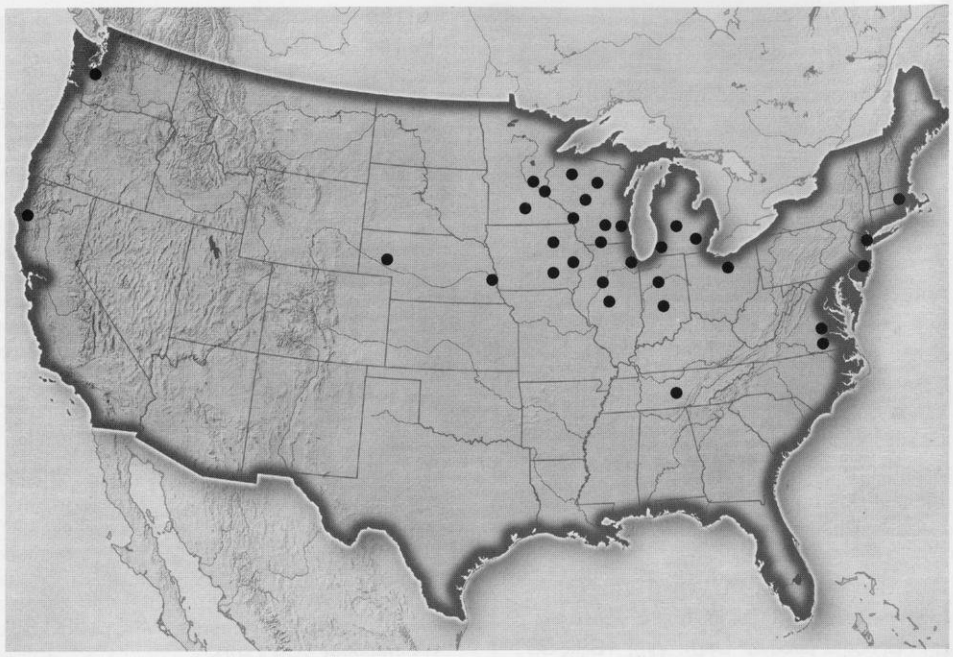

The dots represent cities and states from which Badger letterwinners have hailed. Wisconsin has built a nationally-ranked program utilizing home-grown talent in addition to attracting some of the nation's top athletes.

Washington
Emily Ashbaugh (Woodenville, WA): 2000-01

Washington, D.C.
DeLinda Hastie (Washington, D.C.): 1985-88
Marsha Millhouse (Washington, D.C.): 1984-86

Wisconsin
Andrea Adams (Milwaukee, WI): 1981-85
Debbie Ambruso (Kenosha, WI): 1979-81
Stacy Amend (Madison, WI): 1975-76
Keisha Anderson (Racine, WI): 1994-97
Amy Bauer (Durand, WI): 1988-90
Tasha Bolton (Milwaukee, WI); 1974-75
Lisa Bonnell (Merrill, WI): 1984-88
Jean Bormett (Madison, WI): 1974-76
Tanisha Boston (Milwaukee, WI): 1995-99
Kim Bertagnoli (Madison, WI); 1974-75
Nikki Boucher (Oregon, WI): 1986-87
Erin Broome (Beaver Dam, WI); 1992-93
Bev Buhr (Marion, WI): 1974-75
Michele Burkholder (Janesville, WI): 1994-977
Martha Calden (Madison, WI); 1974-77
Karie Cattanach (Markesan, WI): 1993-97
Sally Christenson (Larsen, WI): 1974-75
Mary Chrnelich (Milwaukee, WI); 1982-84
Mynette Clark (Racine, WI); 1988-92
Christine Cleary (Oconomowoc, WI): 1995-99
Kristi Condon (Brodhead, WI): 1974-767
Julia Delaney (Stratford, WI): 1986-87
Margaret Drexler (Appleton, WI): 1986-87
Sheila Driver (Racine, WI): 1983-86
Nancy Fahey (Belleville, WI): 1977-81
Lynne Fitzgerald (Boscobel, WI): 1986-87
Kay Fredrickson (Durand, WI): 1987-91
Kim Fredrickson (Durand, WI): 1987-91
Kathy Galligan (Madison, WI): 1975-76
Ann Hall (Brownsville, WI): 1978-80
Kris Hallisy (Antigo, WI): 1979-83
Jennah Hartwig (Janesville, WI): 1993-98 (missed 1994-95)
Leah Hefte (McFarland, WI); 1999-01
Heather Henkel (Racine, WI); 1993-94
Phyllis Hogans (Milwaukee, WI): 1977-79
Maureen Holloway (Wauwatosa, WI): 1975-76
Janet Huff (Milwaukee, WI): 1980-84
Theresa Huff (Milwaukee, WI): 1979-83
Sarah Jirovec (Stevens Point, WI): 1998-01
Becky Johnson (Madison, WI): 1974-77
Kari Kaiser (Dickeyville, WI): 1996-97
Kathy Kamrath (Hartland, WI): 1987-88
Katie Kennedy (Waunakee, WI): 1993-94
Ann Klapperich (Fond du Lac, WI): 1994-98
Rachel Klingland (Sun Prairie, WI); 1997-01
Missy Konieczny (Portage, WI): 1996-00
Michele Kozelka (Prairie du Chien, WI): 1988-92
Lori Kroening (Wausau, WI): 1980-81
Jody Kurilla (Rhinelander, WI): 1980-817
Lisa Lawrence (Milwaukee, WI): 1987-91

All-Time Letterwinners: Representation by State and Country

California 1
Connecticut 3
Illinois 7
Indiana 1
Iowa 3
Michigan 5
Minnesota 6
Nebraska 2
New Jersey 2
New York 2
Ohio 1
Tennessee 1
Virginia 1
Washington 1
Washington,D.C. 2
Wisconsin 98

British Columbia, Canada 1
Germany 1



Wisconsin's all-time leading scorer, Barb Franke, returns to the UW this season as an assistant coach at Drake University when Wisconsin plays the Bulldogs on Dec. 13.

Anne Lederer (Waukesha, WI): 1983-84
Rebecca Leet (Oostburg, WI): 1990-93
Jessica Liegel (Plain, WI): 2000-01
Lorraine Lorenzen (Hartland, WI): 1977-80
Ellen Mason (Glendale, WI): 1974-77
Liz McLean (Hartford, WI): 1978-80
Pam Moore (Madison, WI): 1977-78
Karen O'Malley (Madison, WI): 1985-88
Dee Dee Oestreicher (Madison, WI): 1987-88
Teena Parduhn (Madison, WI): 1975-76
Dee Dee Pate (Milwaukee, WI): 1996-00
Kelley Paulus (LaCrosse, WI): 1996-00
Joan Purcell (Madison, WI): 1974-77
Dolly Rademaker (Thorp, WI): 1990-94
Jenny Rhodes (Milwaukee, WI): 1994-98
Emily Ricter (Monona Grove, WI): 1996-98
Stacy Riemer (Chilton, WI): 1993-97
Carol Ross (East Troy, WI): 1975-76
Shelly Rucinski (Dousman, WI): 1986-90
Anne Saeman (Madison, WI): 1976-79
Erin Schmidt (Lodi, WI); 1999-00
Carol Scott (Madison, WI): 1976-78
Megan Scott (Platteville, WI): 1983-84
Kristi Seeger (Stoughton, WI); 1999-01
Peggy Shreve (Monroe, WI): 1989-93
Abby Simmons (Verona, WI): 2000-01
LaTonya Sims (Racine, WI): 1997-01
Linda Sielaff (Milwaukee, WI): 1981-82
Jane Skarr (Hales Corners, WI): 1983-84
Sandy Skubal (Madison, WI): 1974-75
Candas Smith (Madison, WI); 1999-01
Carolyn Smith (Eau Claire, WI): 1977-78
Helen Stoffel (Racine, WI): 1986-87
Linda Stuessy (Brooklyn, WI): 1982-84
Teresa Theder (Watertown, WI): 1981-85
Sue Tringali (Manitowoc, WI): 1975-76
Katie Voigt (Woodruff, WI): 1993-98
Ginny Vorwald (Bloomington, WI): 1976-80
Kari Voss (Madison, WI): 1996-977
Jen Waterman (Wisconsin Dells, WI): 1989-93
Jenni Westphal (Marinette, WI): 1994-95
Dot Whalen (Madison, WI): 1976-80
Amy Wiersma (Randolph, WI): 1995-99
Camille Williams (Waterloo, IA): 1991-95
Tracy Winkler (Chilton, WI); 1992-95
Inga Young (Alexandria, VA): 1984-87
Cathy Zorr (Oshkosh, WI): 1977-79
Anne Zuehlke (Sturgeon Bay, WI): 1976-79

Outside the U.S.

Maike Grossman (Hamburg, West Germany): 1985-86
Jennifer Scotten (Vancouver, B.C., Canada): 1988-90

Each year, former letterwinners are invited back for an alumni game and reception at the Kohl Center before or after a UW women's basketball game. Always a popular event, more than 50 alumni and staff return annually for the festivities.



Huff's Number 21 Retired

Theresa Huff, who played at Wisconsin from 1979–83, is the only woman player to have her jersey retired. Although only 5-11, the lithe center/forward became the school's all-time leading scorer and rebounder completing her career with 1,879 points and 1,201 rebounds.

Robin Threatt broke her 11 year-old scoring record with 1,901 points in 1993, and Barb Franke surpassed both Huff and Threatt completing her career with 1,994 points in 1996. But very few individuals will ever reach Huff's incredible 1,201 rebounding mark.

A Milwaukee native, Huff's career spanned the transition period from the AIAW to the NCAA governance. She led Wisconsin to its first post-season appearance reaching the quarter-finals of the AIAW National Championship, and she was a member of the first official Big Ten Conference team in 1981–82.

Huff distinguished herself as Wisconsin's first professional woman basketball player and was also the first American chosen to play in Spain in 1983–84. She was inducted into the University of Wisconsin Athletic Hall of Fame in 1998.

Wisconsin By-the-Numbers

Uniform Numbers

1	Candas Smith	1999-01
2	Jessica Liegel	2000-01
3	Rachel Klongland	1997-01
	Kesa Dillon	1992-96
	Chris Pruitt	1981-85
	Carol Scott	1976-78
4	Vicki Prince	1984-87
	Phyllis Hogans	1977-79
	Ellen Mason	1974-77
5	Stacy Riemer	1993-97
	Lorraine Lorenzen	1977-80
10	Keisha Anderson	1994-97
	Heather Bostrom	1988-93
	Lynne Fitzgerald	1986-87
	Janet Huff	1980-84
	Lori Kroening	1980-81
	Ginny Vorwald	1976-80
	Marty Calden	1974-77
11	Stephanie Rich	2001-02
	Judy Ebeling	1998-01
	Robin Threatt	1988-93
	Kari Voss	1996-97
	Karen O'Malley	1985-88
	Kerry Karst	1978-79
	Pam Moore	1977-78
	Joan Purcell	1974-77
12	Abby Simmons	2000-01
	Dolly Rademaker	1990-92
	Julia Delaney	1986-87
	Carol Jones	1979-81
	Dot Whalen	1976-80
13	Verdell Hale	1985-88
	Tasha Bolton	1974-75
	Erin Schmidt	1999-00
14	Kelley Paulus	1996-00
	Sheila Driver	1983-86
	Linda Sielaff	1981-82
	Jody Kurilla	1980-81
	Kelly Camp	1977-79
	Jean Bormett	1974-76
15	Emily Ricter	1996-98
	Jennifer Scotten	1988-90
	Faith Johnson	1980-85
	Liz McLean	1978-80
20	Peggy Shreve	1989-93
	Delinda Hastie	1985-88
	Anne Lederer	1983-84
	Lizbeth Finchem	1981-82
	Nancy Fahey	1977-81
	Stacy Amend	1975-76
21*	Theresa Huff	1979-83
	**T. Huff's #21 was Retired on Dec. 21,1983*	
	Anne Saeman	1976-79
22	Leah Hefte	1999-01
	Ann Klapperich	1994-98
	Dolly Rademaker	1992-94
	Mynette Clark	1988-92
	Maike Grossman	1985-86
	Vivian Rorer	1980-82
	Megan Scott	1983-84
	Anne Zuelke	1976-79
	Becky Johnson	1974-77
	Sandi Scubal	1971-74
23	Katie Kennedy	1993-94
	Kim Martin	1992-93
	Michele Bourne	1989-90
	Nikki Boucher	1986-87
	Kris Hallisy	1979-83
24	Dee Dee Pate	1996-00
	Jenni Westphal	1994-95
	Kay Fredrickson	1987-91
	Helen Stoffel	1986-87
	Cindy Slovak	1982-86
	Maureen Holloway	1975-76
25	Ebba Gebisa	2001-02
	LaTonya Sims	1997-01
	Shelly Rucinski	1986-90
	Carmella McMullen	1984-85
	Teena Parduhn	1975-76
30	Tamara Moore	1998-01
	Kim Fredrickson	1987-91
	Margaret Drexler	1986-87
	Ann Hall	1978-80
	Kim Bertagnoli	1974-75
31	Katie Voigt	1993-98
	Mary Chrnelich	1982-84
	Debbie Ambruso	1979-81
	Cathy Zorr	1977-79
32	Kyle Black	1998-01
	Christine Cleary	1995-98
	Sharon Johnson	1991-95
	Kathy Kamrath	1987-88
	Andrea Adams	1981-85
	Carolyn Smith	1977-78
	Kristi Condon	1974-76
33	Tanisha Boston	1995-99
	Camille Williams	1991-95
	Gina Edmonds	1987-91
	Inga Young	1984-87
	Michelle Lowman	1978-83
	April Hunt	1977-78
	Carol Ross	1975-76
34	Karie Cattanach	1993-97
	Lisa Lawrence	1987-91
	Theresa Theder	1981-85
	Linda Gough	1977-81
35	Christine Cleary	1998-99
	Michelle Fischer	1983-87
	Kathy Galligan	1975-76
40	Shawna Nicols	2001-02
	Jennah Hartwig	1993-98
	Sue Trigali	1975-76
41	Jessie Stomski	1998-01
	Amy Bauer	1988-90
42	Leslie Jauch	2001-02
	Jenny Rhodes	1994-98
	Jen Waterman	1989-93
	Lisa Bonnell	1984-88
43	Kristi Seeger	1999-01
	Michele Burkholder	1994-98
44	Emily Ashbaugh	2000-01
	Barb Franke	1991-96
	Janetta Johnson	1988-89
	Jane Skarr	1983-84
45	Krista Bird	1997-01
	Jennifer Rudiger	1975-76
50	Tracy Winkler	1992-96
	Marsha Millhouse	1884-86
51	Heather Henkel	1993-94
	Amber Landrigan	1989-93
52	Sarah Jirovec	1998-01
53	Linda Stuessy	1982-84
54	Missy Konieczny	1996-00
	Michele Kozelka	1988-92
	Kelly Leinfelder	1985-87
55	Nina Smith	1999-01
	Amy Wiersma	1995-99
	Rebecca Leet	1990-93
	Camilla Hudson	1983-84



Wisconsin's 2001 senior class tied for second for most wins in a four-year period with a 78-46 record for a .646 winning percentage. Pictured here on senior day last year are L-R LaTonya Sims (with nephew Zavier), Judy Ebeling, Rachel Klongland, Krista Bird, and Coach Albright.

Team Single Game Records

Cumulative (1974—01)

Most Points
123 vs. Bradley, 12-5-82 (UW–123, BRAD–79)
107 vs. Siena, 3-14-99 (UW-102, Siena-85)
102* vs. Minnesota, 1-6-91 (UW-102, MINN-77)

Fewest Points
28 vs. Illinois State, 12-5-75 (UW–28, ISU–88)
32* vs. Iowa, 1-26-86 (UW-32, IA–68)

Most Points Allowed
103* vs. Indiana, 2-1-91 (UW–86, IND–103)

Fewest Points Allowed
27 vs. N. Illinois, 1-23-75 (UW–42, NIU–27)
35* vs. Northwestern, 2/1/01 (UW-70, NU-35)

Most Field Goals
52 vs. Bradley (52 of 87), 12-5-82
43* vs. Michigan (43 of 91), 1-16-83
43* vs. Purdue (43 of 81), 1-6-84

Fewest Field Goals
12* vs. Iowa (12 of 48), 1-26-86

Most Field Goal Attempts
108 vs. DePaul (46 of 108), 12-14-77
91* vs. Michigan (43 of 91), 1-16-83

Fewest Field Goal Attempts
36 vs. UW-Green Bay (16 of 36), 12-5-89
39* vs. Ohio State (17 of 39), 1-18-98

Best Field Goal Percentage
.621 vs. UW-Milwaukee (41-66), 12-9-93
.604* vs. Iowa (32-53), 12/31/01 twice vs. Ohio State (32 of 53), 1-28-94, (32-53), 1-16-00

Lowest Field Goal Percentage
.215 vs. Michigan (14 of 65), 2-7-76
.222* vs. Minnesota (14 of 63), 3-5-87

Most Three-Point Goals
11* vs. Northwestern (11-23), 2-28-92
11 vs. Creighton (11-28), 11-26-91

Fewest Three-Point Goals
0* vs. Purdue (0-6), 2-16-97
0* vs. Michigan (0-4), 1-24-97
0 vs. UW-Green Bay (0-7), 12-7-94
0 vs. Texas Tech (0-8), 12-5-98
0 vs. Iowa (0-4), 1-3-99
0 vs. Indiana (0-6), 1-10-99
0 vs. Mich State (0-12), 3-17-99

Most Three-Point Attempts
30 vs. Auburn (6-30), 11-29-91
30* vs. Ohio State (8-30), 3-11-92

Fewest Three-Point Attempts
0 vs. Chicago State, 1-2-90
0 vs. UW-Green Bay, 12-5-89
0 vs. Valparaiso, 12-13-88
0 vs. Loyola, 12-8-88

Best Three-Point Percentage (10 or more made)
.667* vs. Minnesota (10-15), 1-9-94

Lowest Three-Point Percentage
.000 vs. Purdue (0-6), 2-16-97
.000 vs. Michigan (0-4), 1-24-97
.000 vs. UW-Green Bay (0-7), 12-7-94
.000 vs. Texas Tech (0-8), 12-5-98
.000 vs. Iowa (0-4), 1-3-99
.000 vs. Indiana (0-6), 1-10-99
.000 vs. Mich State (0-12), 3-17-99

Fewest Points, One Half
11 (1st half) vs. Michigan State, 2-6-76 (MSU 77, UW 46)
13 (1st half) vs. Purdue, 2-16-97 (PUR 62, UW 43)
13 (2nd half) vs. Iowa, 1-26-86 (IA 68, UW 32)

Fewest Points, One Half By Opponent
10 (1st half) by Northwestern, 2/1/01 (UW 70, NU 35)
12 (1st half) by Michigan State, 2/4/01 (UW 69, MSU 49)
14 (2nd half) by Michigan, 1/4/01 (UW 85, Michigan 52)

Largest Victory Margin, Big Ten Road Game
35 UW at Ohio State, 1-16-00 (UW 80, OSU 45)

Most Free Throws
40 vs. Northern Iowa (40-57), 1-16-96
33* vs. Illinois (33-44), 2-19-99

Fewest Free Throws
0* vs. Iowa (0-4), 1-22-84

Most Free Throw Attempts
57 vs. Northern Iowa (40-57), 1-16-96
44* vs. Illinois (33-44), 2-19-99

Fewest Free Throw Attempts
2 vs. Utah (1-2), 11-30-91
2* vs. Indiana (2-2), 2-17-79

Best Free Throw Percentage (14 or more atts.)
1.000* vs. Michigan State (14-14), 2-28-88
.931 vs. Siena (27-29), 3-14-99

Lowest Free Throw Percentage (14 or more atts.)
.333 vs. Eastern Kentucky (7-21 11-27-83
.389* vs. Indiana (7-18), 2-11-83

Most Personal Fouls
36 vs. UW-Stevens Point, 1-27-79
33* vs. Purdue, 2-23-90

Most Rebounds
74 vs. Western Illinois, 1-13-82
65* vs. Michigan, 2-20-87

Fewest Rebounds
17 vs. Rutgers, 1-17-99
20* vs. Michigan, 2-2-86

Most Assists
34 vs. UW-Milwaukee, 12-13-78
28* vs. Illinois, 2-8-87

Fewest Assists
4* vs. Illinois, 2-14-88
4 vs. Oregon, 11/18/00
4 vs. Florida State, 12-4-87

Most Steals
27 vs. DePaul, 12-14-77
27 vs. UW-Eau Claire, 12-1-77
23* vs. Purdue, 1-6-84

Fewest Steals
0 vs. Stanford, 11-25-88
2* vs. Michigan, 2-28-98
2* vs. Ohio State, 1-8-89
2* vs. Iowa, 3-12-88
2* vs. Michigan, 2-28-98

Most Turnovers
42* vs. Penn State, 2-23-94

Fewest Turnovers
7* vs. Minnesota, 2/22/01
9* vs. Michigan State, 3-17-99
9* vs. Michigan State, 1-30-98
9* vs. Michigan, 1-23-98
9* vs. Indiana, 1-12-97
9* vs. Indiana, 2-23-96

Most Blocked Shots
17* vs. Iowa, 1-23-83

Largest Margin of Victory
65 vs. UW-Milwaukee (115-50), 12-13-78
41* vs. Michigan (89-48), 2-27-95

Largest Margin of Loss
72 vs. UW-LaCrosse (30-102), 2-11-76
48* vs. Purdue (45-93), 3-6-94
48* vs. Iowa (50-98), 3-12-88

Most Overtimes
2* Wisconsin (98) vs. Purdue (95) 1-26-96
2 Wisconsin (62) vs. Cal St-Long Beach (66), 12-30-82

* *Indicates UW School Record in Big Ten Conference play*

Team Single Season Records

	Big Ten Play (1982-01)		Cumulative (1974-01)
Most Points			
79.6	1991 (1433 in 18)	81.7	1990-91 (2288 in 28)
Fewest Points			
56.1	1986 (1009 in 18)	43.6	1975-76 (785 in 18)
Most Field Goals			
28.8	1983 (519 in 18)	30.8	1982-83 (831 in 27)
Most Field Goal Attempts			
68.8	1983 (1238 in 18)	76.1	1977-78 (1827 in 24)
Best Field Goal Percentage			
.489	2001 (453-926)	.486	2000-01 (791-1627)
Lowest Field Goal Percentage			
.359	1986 (403 of 1124)	.299	1975-76 (352 of 1177)
Most Three-Point Goals			
5.2	1991 (94 in 18)	5.8	1990-91 (161 in 28)
Most Three-Point Attempts			
16.3	1991 (293 in 18)	17.3	1990-91 (485 in 28)
Best Three-Point Percentage			
.386	1998 (61 of 158)	.355	1997-98 (120 of 338)
Lowest Three-Point Percentage			
.290	1988 (38-131)	.267	(1987-88 (60-225)
Most Free Throws			
17.3	1996 (278 in 16)	17.3	1995-96 (502 in 29)
Most Free Throw Attempts			
23.9	1995 (383 in 16)	24.5	1995-96 (712 in 29)
Best Free Throw Percentage			
.749	1991 (311 of 415)	.719	1990-91 (463 of 644)
Lowest Free Throw Percentage			
.606	1997 (168 of 277)	.556	1975-76 (98 of 176)
Most Rebounds			
43.7	1983 (788 in 18)	45.6	1990-91 (1236 in 18)
Fewest Rebounds			
34.3	1993 (617 in 18)	21.8	1975-76 (394 in 18)
Most Personal Fouls			
22.4	1986 (404 in 18)	22.9	1985-86 (642 in 28)
Most Assists			
17.25	2001 (276 in 16)	16.8	2000-01 (469 in 28)
Fewest Assists			
11.9	1986 (215 in 18)	12.5	1985-86 (349 in 28)
Most Turnovers			
24.5	1994 (441 in 18)	25.3	1993-94 (684 in 27)
Fewest Turnovers			
16.4	1998 (263 in 16)	17.8	1997-98 (553 in 31)
Most Blocks			
5.2	1983 (93 in 18)	5.7	1982-83 (155 in 27)
Fewest Blocks			
1.4	1990 (26 in 18)	2.1	1994-95 (61 in 29)
Most Steals			
12.9	1996 (207 in 16)	12.9	1995-96 (375 in 29)
Fewest Steals			
7.1	1986 (128 in 18)	7.7	1986-87 (249 in 28)



Left: The Badgers set a school record for field goal percentage in 2001 converting .486 percent of their shots. Wisconsin also had a season best 16.8 assists per game led by Tamara Moore who averaged 5.6 per game which ranked third in the Big Ten.

Opposite: Badger Coach Jane Albright has a 10-4 overtime record at Wisconsin. Her team set the NCAA record for most overtimes in a season with six, and most consecutive overtimes with four in 1998-99.

Best Season Opening

7-0	1984 (Record 13-5, 2nd)	9-0	1997–98 (Record 21-10)
		7-0	1996–97 (Record 16-11)
		7-0	1982–83 (Record 19-8)

Best Non-Conference Record

		11-1	1997-98 (Record 21-10)

Attendance Average

12,474	1998 (99,797 in 8)	10,455	1997-98 (125,464 in 12)

Most Victories

13	1992 (Rec: 13-5)	21	1999–00 (Rec. 21-12)
13	1984 (Rec: 13-5)	21	1997–98 (Rec. 21-10)
12	2001 (Rec: 12-4)	21	1995–96 (Rec. 21-8)
12	1996 (Rec: 12-4)	21	1981–82 (Rec:21-13)

Most Consecutive Victories

8	1996 (Rec. 12-4)	10	1995–96 (Rec. 21-8)
7	1984 (Rec: 13-5)	9	1997-98 (Rec. 21-10)
		7	1996–97 (Rec: 16-11)
		7	1994–95 (Rec: 20-9)

Most Consecutive Home Victories

		11	1983–84 (Rec: 18-10)

Fewest Victories

1	1986 (Rec: 1-17)	4	1987–88 (Rec: 4-24)
	4 1985–86 (Rec: 4-24)		

Most Losses

17	1986 (Rec: 1-17)	24	1987–88 (Rec: 4-24)
	24 1985–86 (Rec: 4-24)		

Most Consecutive Losses

15	1988 (Rec: 2-16)	17	1985–86 (Rec: 4-24)

Fewest Losses

4	2001 (Rec: 18-10)	7	1974–75 (Rec: 11-7)
4	1996 (Rec: 21-8)	8	1995–96 (Rec: 21-8)
5	1995 (Rec: 20-9)		
5	1984 (Rec: 13-5)		

Most Overtimes

4	1999 Season	6@	1998–99 (6 is an NCAA Record)
2	2001, 1996, 1991	4	1990–91

Big Ten Overtime Record: 7-6

L	Wisconsin-79 at Indiana-83, 1 OT, 2/8/01
L	Wisconsin-70 at Purdue-75, 1 OT, 1/28/01
W	Wisconsin-82 vs. Illinois-78, 1 OT, 2-19-99
W	Wisconsin-83 vs. Ohio State-79, 1 OT, 2-12-99
W	Wisconsin-73 vs. Michigan State-68, 1 OT, 2-7-99
L	Wisconsin-71 vs. Penn State-73, 1 OT, 2-5-99
W	Wisconsin-98 vs. Purdue-95, 2 OT, 1/26/96
W	Wisconsin-79 vs. Minnesota-78, 1 OT, 2-5-95
L	Wisconsin-76 at Ohio State-81, 1 OT, 2-3-91
L	Wisconsin-76 at Iowa-85, 1 OT, 3-9-91
L	Wisconsin-75 at Illinois-81, 1 OT, 1-27-89
W	Wisconsin-48 at Indiana-46, 1 OT, 2-15-87
W	Wisconsin-89 vs. Northwestern-86, 1 OT, 3-9-85

Program Overtime Record: 21-11

L	Wisconsin-79 at Indiana-83, 1 OT, 2/8/01
L	Wisconsin-70 at Purdue-75, 1 OT, 1/28/01
L	Wisconsin-80 vs. UW-Green Bay, 1 OT, 1/7/01
W	Wisconsin-81 vs. Northeastern-80, 2 OT, 11-28-99
W	Wisconsin-92 vs. Nebraska-85, 1 OT, 11-21-99
W	Wisconsin-70 vs. Michigan State-69 WNIT, 1 OT, 3-17-99
W	Wisconsin-82 vs. Illinois-78, 1 OT, 2-19-99
W	Wisconsin-83 vs. Ohio State-79, 1 OT, 2-12-99
W	Wisconsin-73 vs. Michigan State-68, 1 OT, 2-7-99
L	Wisconsin-71 vs. Penn State-73, 1 OT, 2-5-99
W	Wisconsin-103 vs. Cal-Santa Barbara-90, 1 OT, 11-20-99
W	Wisconsin 74 vs. Georgia 64, 1 OT, 1-4-98
W	Wisconsin-98 vs. Purdue-95, 2 OT, 1-26-96
W	Wisconsin-79 vs. Minnesota-78, 1 OT, 2-5-95
L	Wisconsin-76 at Ohio State-81, 1 OT, 2-3-91
L	Wisconsin-76 at Iowa-85, 1 OT, 3-9-91
W	Wisconsin-80 at Nebraska-74, 1 OT, 12-7-90
L	Wisconsin-91, Washington-99, 1 OT, 11-23-90 (at Colorado)
L	Wisconsin-75 at Illinois-81, 1 OT, 1-27-89
W	Wisconsin-62 at UW-Green Bay-58, 1 OT, 12-7-88
W	Wisconsin-48 at Indiana-46, 1 OT, 2-15-87
W	Wisconsin-73 at Cincinnati-68, 1 OT, 11-28-86
W	Wisconsin-74 vs. Western Illinois-69, 1 OT, 11-24-85
L	Wisconsin-57 at Illinois State-64, 1 OT, 12-22-85
W	Wisconsin-89 vs. Northwestern-86, 1 OT, 3-9-85
W	Wisconsin-77 vs.Illinois State-75, 1 OT, 2-16-83
L	Wisconsin-62 at Cal St-Long Beach-66, 2 OT, 12-30-82
W	Wisconsin-68 at Indiana State-60, 1 OT, 3-12-82
W	Wisconsin-78 vs. Iowa State-77, 1 OT, 3-6-82
L	Wisconsin-76 at Union University-78, 1 OT, 1-6-81
W	Wisconsin-72 at Yale-70, 1 OT, 1-7-80
W	Wisconsin-82 vs. Purdue-75, 1 OT, 1-20-79

Badger Stats: Year-by-Year Leaders

Scoring Average

Year	Players	Class	Mark	Games	Avg.
2001	Jessie Stomski	Jr.	454	28	16.2
2000	LaTonya Sims	Jr.	482	33	14.6
1999	LaTonya Sims	So.	577	32	18.0
1998	Katie Voigt	Sr.	536	31	17.3
1997	Keisha Anderson	Sr.	531	27	19.7
1996	Barb Franke	Sr.	601	29	20.7
1995	Barb Franke	Jr.	548	29	18.9
1994	Barb Franke	So.	517	27	19.2
1993	Robin Threatt	Sr.	509	27	18.9
1992	Robin Threatt	Jr.	574	29	19.8
1991	Robin Threatt	So.	448	28	16.6
1990	Michele Kozelka	So.	445	28	15.9
1989	Janetta Johnson	Jr.	340	27	12.6
1988	Lisa Bonnell	Sr.	549	28	19.6
1987	Lisa Bonnell	Jr.	474	28	16.9
1986	Lisa Bonnell	So.	280	26	10.8
1985	Faith Johnson	Sr.	334	28	11.9
1984	Janet Huff	Sr.	515	27	19.1
1983	Theresa Huff	Sr.	458	27	16.9
1982	Theresa Huff	Jr.	540	34	15.9
1981	Theresa Huff	So.	499	30	16.6
1980	Theresa Huff	Fr.	382	26	14.1
1979	Kerry Karst	Fr.	339	24	14.1
1978	Pam Moore	Fr.	377	23	16.3
1977	Martha Calden	Sr.	320	21	15.2
1976	Kristi Condon	Sr.	199	18	11.0

Rebounding Average

2001	Jessie Stomski	Jr.	228	28	8.1
2000	LaTonya Sims	Jr.	276	33	8.4
1999	LaTonya Sims	So.	213	32	6.7
	Jessie Stomski	Fr.	214	32	6.7
1998	LaTonya Sims	Fr.	214	31	6.9
1997	Ann Klapperich	Jr.	179	27	6.6
1996	Barb Franke	Sr.	226	29	7.8
1995	Barb Franke	Jr.	229	29	7.9
1994	Barb Franke	So.	225	27	8.3
1993	Camille Williams	So.	143	27	5.3
1992	Michele Kozelka	Sr.	206	28	7.4
1991	Michele Kozelka	Jr.	260	28	9.3
1990	Michele Kozelka	So.	244	28	8.7
1989	Janetta Johnson	Jr.	230	27	8.5
1988	DeLinda Hastie	Sr.	223	27	8.3
1987	Lisa Bonnell	Jr.	209	28	7.5
1986	Lisa Bonnell	So.	185	26	7.1
1985	Chris Pruitt	Sr.	172	27	6.4
1984	Chris Pruitt	Jr.	199	28	7.1
	Andrea Adams	Jr.	199	28	7.1
1983	Theresa Huff	Sr.	303	27	11.2
1982	Theresa Huff	Jr.	394	34	11.6
1981	Theresa Huff	So.	294	30	9.8
1980	Ann Hall	Sr.	241	27	8.9
1979	Michelle Lowman	Fr.	203	23	8.8
1978	Pam Moore	Fr.	209	23	9.0
1977	Ginny Vorwald	Fr.	185	19	9.7
1976	Becky Johnson	Jr.	88	18	4.9
1976	Kristi Condon	Sr.	199	18	11.0



Jessie Stomski has made her mark on the records leading the team in scoring and rebounding last season and earning team MVP honors. The senior was UW's fourth WBCA/Kodak Honorable Mention all-American.

Assists

2001	Tamara Moore	Jr.	151	28	5.4
2000	Tamara Moore	So.	108	33	3.3
1999	Dee Dee Pate	Jr.	107	31	3.4
1998	Katie Voigt	Sr.	96	31	3.1
1997	Keisha Anderson	Sr.	123	27	4.6
1996	Keisha Anderson	Jr.	195	29	6.7
1995	Keisha Anderson	So.	153	29	5.3
1994	Katie Voigt	Fr.	124	27	4.6
1993	Peggy Shreve	Sr.	99	27	3.7
1992	Mynette Clark	Sr.	93	29	3.2
1991	Amy Bauer	Jr.	124	22	5.6
1990	Amy Bauer	So.	105	25	4.2
1989	Amy Bauer	Fr.	141	26	5.4
1988	Karen O'Malley	Sr.	113	27	4.2
1987	Verdell Hale	Jr.	123	28	4.4
1986	Karen O'Malley	So.	108	27	4.0
1985	Faith Johnson	Sr.	109	28	3.9
1984	Janet Huff	Sr.	110	27	4.1
1983	Janet Huff	Jr.	120	27	4.4
1982	Faith Johnson	Fr.	120	33	3.6
1981	Nancy Fahey	Sr.	124	31	4.0
1980	Nancy Fahey	Jr.	117	29	4.0
1979	Kelley Camp	Sr.	119	23	5.2
1978	Not available				
1977	Dot Whalen	Fr.	41	21	2.0
1976	Ellen Mason	Jr.	27	18	1.5

Steals

2001	Tamara Moore	Jr.	100	28	3.6
2000	Tamara Moore	So.	83	33	2.5
1999	Tamara Moore	Fr.	80	32	2.5
1998	Tanisha Boston	Jr.	48	31	1.5
1997	Keisha Anderson	Sr.	94	27	3.5
1996	Keisha Anderson	Jr.	124	29	4.3
1995	Keisha Anderson	So.	109	29	3.8
1994	Sharon Johnson	Jr.	41	27	1.5
1993	Robin Threatt	Sr.	87	27	3.2
1992	Robin Threatt	Jr.	88	29	3.0
1991	Michele Kozelka	Jr.	63	27	2.3
1990	Robin Threatt	Fr.	55	26	2.1
1989	Michele Kozelka	Fr.	45	26	1.7
1988	Verdell Hale	Sr.	43	21	2.0
1987	Verdell Hale	Jr.	53	28	1.9
1986	Karen O'Malley	So.	56	28	2.0
1985	Faith Johnson	Sr.	78	28	2.8
1984	Janet Huff	Sr.	80	27	3.0
1983	Janet Huff	Jr.	76	27	2.8
1982	Janet Huff	So.	90	34	2.6
1981	Theresa Huff	So.	60	30	2.0
1980	Linda Gough	Jr.	52	27	1.9
1979	Kerry Karst	Fr.	59	24	2.5
1978	Pam Moore	Fr.	60	23	2.6

Blocks

2001	Nina Smith	So.	24	27	0.9
2000	LaTonya Sims	Jr.	28	33	0.8
1999	LaTonya Sims	So.	27	32	0.8
1998	LaTonya Sims	Fr.	19	31	0.6
1997	Amy Wiersma	So.	47	27	1.7
1996	Barb Franke	Sr.	21	29	0.7
1995	Barb Franke	Jr.	19	29	0.6
1994	Barb Franke	So.	19	27	0.7
1993	Camille Williams	So.	20	27	0.7
1992	Mynette Clark	Sr.	16	27	0.6
	Camille Williams	Fr.	16	27	0.6
1991	Rebecca Leet	Fr.	12	23	0.5
1990	Amber Landrigan	Fr.	14	28	0.5
1989	Janetta Johnson	Jr.	130	27	4.8
1988	Lisa Bonnell	Sr.	23	29	0.8
1987	Inga Young	Sr.	51	28	1.8
1986	Inga Young	Jr.	43	25	1.7
1985	Lisa Bonnell	Fr.	29	29	1.0
1984	Theresa Theder	Jr.	23	23	1.0
1983	Michelle Lowman	Sr.	78	27	2.9
1982	Michelle Lowman	Jr.	54	34	1.6
1981	Michelle Lowman	So.	47	31	1.5
1980	Theresa Huff	Fr.	23	19	1.2
1979	Michelle Lowman	Fr.	74	23	3.2

Moore Steals in Store for Wisconsin

Senior guard Tamara Moore led the conference in steals with nearly 4.0 per game in 2001. She is on pace to break both the UW (327 by Keisha Anderson) and Big Ten (372 by Stacey Thomas of Michigan) all-time steals record by the end of her career.

Comparisons of Moore with the UW & The Big Ten All-Time Steals Leaders

Tamara Moore, Wisconsin

2000 and 2001 Big Ten Season Steals Leader

Year	Games	No.	Avg.
1998-99	32	80	2.50
1999-00	33	83	2.51
2000-01	28	100	3.57
TOTAL	**93**	**263**	**2.83**

Projection: If the Badgers play 28 games this season, Moore will need to average 2.28 steals/game to break Anderson's record, or 3.89/game to break Thomas' Big Ten mark.

Keisha Anderson, Wisconsin

Wisconsin's All-Time Steals Leader and Second in Big Ten Career Steals

Year	Games	No.	Avg.
TOTAL	**85**	**327**	**3.85**

Stacey Thomas, Michigan

Big Ten All-Time Steals Leader

Year	Games	No.	Avg.
TOTAL	**115**	**372**	**3.23**

★ Moore ranked in the top 15 in the nation and led the Big Ten in steals (3.6/game)

★ 2001 Big Ten Defensive Player of the Year and First Team all-Big Ten; AP Honorable Mention all-America; Finalist for the USA Basketball World University Games team



Senior Tamara Moore is focused on setting the UW and Big Ten career steals records in her final campaign.

UW Career Records

Scoring

		Mark	Seasons
1.	Barb Franke	1994	1991-96
2.	Robin Threatt	1901	1988-93
3.	Theresa Huff	1879	1979-83
4.	LaTonya Sims	1857	1997-01
5.	Katie Voigt	1576	1993-98
6.	Ann Klapperich	1543	1994-98
7.	Lisa Bonnell	1482	1984-88
8.	Janet Huff	1455	1980-84
9.	Michele Kozelka	1428	1988-92
10.	Chris Pruitt	1399	1981-85
11.	Jessie Stomski	1339	1998-01
12.	Keisha Anderson	1279	1994-97
13.	Tamara Moore	1146	1998-01
14.	Faith Johnson	1120	1980-85
15.	Kelley Paulus	1089	1996-00
16.	Linda Gough	1037	1977-81
17.	Mynette Clark	1008	1988-92
18.	Camille Williams	905	1991-95
19.	Dolly Rademaker	823	1990-94
20.	DeLinda Hastie	789	1985-88
21.	Amy Bauer	772	1988-91
22.	Michelle Lowman	760	1987-83

Rebounding

1.	Theresa Huff	1201	1979-83
2.	Michele Kozelka	916	1988-92
3.	LaTonya Sims	882	1997-01
4.	Barb Franke	881	1991-96
5	Lisa Bonnell	760	1984-88
6.	Michelle Lowman	719	1978-83
7	Chris Pruitt	685	1981-85
8.	Jessie Stomski	683	1998-01
9.	Ann Klapperich	663	1994-98
10.	Linda Gough	656	1977-81
11	Ginny Vorwald	606	1976-80
12.	DeLinda Hastie	568	1985-88
13.	Katie Voigt	564	1993-98
14.	Ann Hall	542	1978-80
15	Lisa Lawrence	528	1987-91
16.	Robin Threatt	514	1988-93
17.	Camille Williams	508	1991-95
18.	Andrea Adams	477	1981-95
19.	Tamara Moore	454	1998-01
20.	Jennah Hartwig	411	1993-98
21.	Amy Wiersma	408	1995-99
22.	Tanisha Boston	397	1995-99

Most Field Goals

1.	Theresa Huff	823	1979-83
2.	Robin Threatt	757	1988-93
3.	Barb Franke	741	1991-96
4.	LaTonya Sims	704	1997-01
5.	Lisa Bonnell	620	1984-88
6.	Janet Huff	607	1980-84
7.	Ann Klapperich	598	1994-98
8	Chris Pruitt	589	1981-85
9.	Michele Kozelka	546	1988-92
10.	Katie Voigt	533	1993-97
11.	Jessie Stomski	509	1998-01
12.	Keisha Anderson	502	1994-97

Most Field Goals Attempt

1.	Theresa Huff	1728	1979-83
2.	Robin Threatt	1609	1988-93
3	LaTonya Sims	1518	1997-01
4.	Chris Pruitt	1425	1981-85
5	Janet Huff	1406	1980-84
6.	Barb Franke	1395	1991-96
7.	Lisa Bonnell	1385	1984-88
8.	Katie Voigt	1270	1993-98
9.	Faith Johnson	1190	1980-85
10.	Ann Klapperich	1175	1994-98
11.	Linda Gough	1172	1977-81

Field Goal Pct.

(200 attempts min.)

1.	Nina Smith .581 (191-329)	1999-01
2.	Megan Scott.547 (127-232)	1983-84
3.	Barb Franke.531 (741-1395)	1991-96
4.	Jessie Stomski.527 (509-966)	1998-01
5.	Vivan Rorer .516 (209-405)	1980-82
6.	Janetta Johnson.515 (152-295)	1988-89
7.	Ann Klapperich.509 (598-1175)	1994-98
8.	Camille Williams.501 (308-615)	1991-95
9.	Marty Calden.500 (129-258)	1974-77
10.	Jennah Hartwig.492 (220-447)	1994-98
11.	Theresa Huff.476 (823-1726)	1979-83
12.	Robin Threatt.470 (757-1609(	1988-93
13.	Michele Kozelka.467 (546-1168)	1988-92
14.	LaTonya Sims.464 (704-1518)	1997-01
15.	Keisha Anderson.454 (502-1105)	1994-97
16.	Tamara Moore.452 (395-873)	1998-01
17.	Lisa Bonnell.448 (620-1385)	1984-88

Most Three-Point Goals

1.	Katie Voigt	234	1993-98
2.	Dolly Rademaker	173	1990-94
3.	Robin Threatt	144	1988-93
4.	Mynette Clark	129	1988-92
5.	Karie Cattanach	116	1993-97
6.	Kyle Black	113	1998-01
7.	Tamara Moore	64	1998-01
8.	Shelly Rucinski	53	1986-90
9.	Kelley Paulus	49	1996-00
10.	Amy Bauer	44	1988-91
11.	LaTonya Sims	43	1997-01
12.	Keisha Anderson	34	1994-97
13.	Barb Franke	31	1991-96
	Jen Waterman	31	1989-93
	Lisa Bonnell	31	1984-88

Most Three-Point Attempts

1.	Katie Voigt	653	1993-98
2.	Dolly Rademaker	480	1990-94
3.	Robin Threatt	410	1988-93
4.	Mynette Clark	393	1988-92
5.	Kyle Black	317	1998-01
6.	Karie Cattanach	311	1993-97
7.	Shelly Rucinski	191	1986-90
8.	Tamara Moore	188	1998-01
9.	Kelley Paulus	158	1996-00
10.	LaTonya Sims	151	1997-01
11.	Amy Bauer	145	1988-91
12.	Kelley Paulus	125	1996-00
13.	Keisha Anderson	108	1994-97
14.	Barb Franke	107	1991-96
15.	Sharon Johnson	99	1991-95
16.	Lisa Bonnell	97	1984-88
17	Tanisha Boston	87	1995-99
18.	Jen Waterman	86	1989-93

All-Time Scoring Averages

1.	Barb Franke	17.50	1991-96
2.	Robin Threatt	16.70	1988-93
3.	Pam Moore	16.40	1977-78
4.	Theresa Huff	15.90	1979-83
5.	Keisha Anderson	15.00	1994-97
6.	LaTonya Sims	14.97	1997-01
7.	Jessie Stomski	14.71	1998-01
8.	Megan Scott	14.30	1983-84
9	Kerry Karst	14.10	1978-79
10.	Ann Klapperich	13.70	1994-98
11	Lisa Bonnell	13.60	1984-88
12	Katie Voigt	13.60	1993-98
13.	Tracy Faulkner	13.30	1985-86
14.	Martha Calden	13.10	1974-77
15.	Michele Kozelka	12.90	1988-92
16.	Tamara Moore	12.32	1998-01

All-Time Rebounding Averages

1.	Ann Hall	10.84	1978-80
2.	Theresa Huff	10.17	1979-83
3.	Michele Kozelka	8.25	1988-92
4.	Barb Franke	7.72	1991-95
5.	Lisa Bonnell	7.67	1984-88
6.	Jessie Stomski	7.50	1998-01
7.	LaTonya Sims	7.11	1997-01
8.	DeLinda Hastie	6.92	1985-88
9.	Ginny Vorwald	6.65	1976-80
10.	Linda Gough	6.49	1977-81
11.	Nina Smith	6.26	1999-01
12.	Michelle Lowman	6.25	1978-83
13.	Chris Pruitt	6.00	1981-85
14.	Lisa Lawrence	5.44	1987-91
15.	Ann Klapperich	4.99	1994-98
16.	Tamara Moore	4.88	1998-01
17.	Katie Voigt	4.86	1993-98
18.	Camille Williams	4.53	1991-95

Best Three-Point Pct.
(30 made min.)

1.	Karie Cattanach	.373 (116-311)	1993-97
2.	Dolly Rademaker	.360 (173-480)	1990-94
	Jen Waterman	.360 (31-86)	1989-93
4.	Katie Voigt	.358 (234-653)	1993-98
5.	Kyle Black	.356 (113-317)	1998-01
6	Robin Threatt	.351 (144-410)	1988-93
7.	Tamara Moore	.340 (64-188)	1998-01
8.	Mynette Clark	.331 (130-393)	1988-92
9.	Lisa Bonnell	.320 (31-97)	1984-88
10	Keisha Anderson	.315 (34-108)	1994-97
11.	Kelley Paulus	.310 (49-158)	1996-00

Most Free Throws

1	Barb Franke	481	1991-96
2.	LaTonya Sims	406	1997-01
3.	Ann Klapperich	338	1994-98
4.	Michele Kozelka	333	1988-92
5.	Jessie Stomski	316	1998-01
6.	Tamara Moore	292	1998-01
7.	Camille Williams	285	1991-95
8.	Katie Voigt	276	1993-98
9.	Robin Threatt	243	1988-93
10	Keisha Anderson	241	1994-97
	Janet Huff	241	1980-84
12.	Theresa Huff	233	1979-83
13.	Chris Pruitt	221	1981-85
14.	Lisa Lawrence	219	1987-91

Most Free Throws Attempted

1.	Barb Franke	708	1991-96
2.	LaTonya Sims	585	1997-01
3.	Ann Klapperich	452	1994-98
4.	Michele Kozelka	451	1988-92
5.	Jessie Stomski	449	1998-01
6.	Camille Williams	421	1991-95
7.	Theresa Huff	409	1979-83
8.	Tamara Moore	380	1998-01
9.	Robin Threatt	337	1988-93
10.	Keisha Anderson	336	1994-97
11.	DeLinda Hastie	333	1985-88
12.	Katie Voigt	332	1993-98
13.	Janet Huff	328	1980-84
14.	Lisa Bonnell	317	1984-88
15.	Lisa Lawrence	312	1987-91

Free Throw Pct.
(100 attempts min.)

1.	Katie Voigt	.831 (276-332	1993-98
2.	Mynette Clark	.772 (193-250)	1988-92
	Amy Bauer	.772 (206-267)	1988-91
	Tamara Moore	.768 (292-380)	1998-01
5.	Ann Klapperich	.748 (338-452)	1994-98
6.	Kyle Black	.743 (81-109)	1998-01
7.	Chris Pruitt	.742 (221-298)	1981-85
8.	Michele Kozelka	.738 (333-451)	1988-92
9	Janet Huff	.735 (241-328)	1980-84
10.	Karen O'Malley	.725 (137-189)	1985-88
11.	Kelley Paulus	.724 (226-312)	1996-00
12.	Robin Threatt	.721 (243-337)	1988-93

Blocked Shots

1.	Michelle Lowman	252	1978-83
2.	Janetta Johnson	130	1988-89
3.	Inga Young	109	1984-87
4.	Theresa Huff	105	1979-83
5.	Amy Wiersma	103	1995-99
6.	LaTonya Sims	92	1997-01
7.	Lisa Bonnell	79	1984-88
8.	Barb Franke	74	1991-96
9.	Tamara Moore	67	1998-01
10.	Jessie Stomski	62	1998-01
11.	Teresa Theder	71	1981-85
12.	DeLinda Hastie	58	1985-88
	Chris Pruitt	58	1981-85

Assists

1.	Keisha Anderson	471	1994-97
2.	Janet Huff	412	1980-84
3.	Katie Voigt	373	1993-98
4.	Amy Bauer	370	1988-91
5.	Chris Pruitt	367	1981-85
6.	Tamara Moore	366	1998-01
7	Faith Johnson	362	1980-85
8.	Dee Dee Pate	316	1996-00
9.	Karen O'Malley	312	1985-88
10.	Dot Whalen	305	1976-80
11.	Nancy Fahey	269	1977-81
12.	Robin Threatt	248	1988-93
13.	Mynette Clark	240	1988-92
14.	Peggy Shreve	238	1989-93
15.	Sheila Driver	230	1982-86
16	Verdell Hale	220	1985-88

Steals

1	Keisha Anderson	327	1994-97
2	Janet Huff	294	1980-84
3.	Robin Threatt	283	1988-93
4.	Faith Johnson	260	1980-85
5.	Tamara Moore	263	1998-01
6.	Theresa Huff	241	1979-83
7.	Chris Pruitt	217	1981-85
8.	Michele Kozelka	204	1988-92
9	Ann Klapperich	188	1994-98
10.	Dee Dee Pate	166	1996-00
	Sheila Driver	166	1983-86
12.	Barb Franke	165	1991-96
13.	LaTonya Sims	159	1997-01
14	Katie Voigt	145	1993-98
15.	Mynette Clark	141	1988-92
16.	Karen O'Malley	140	1985-88
17.	Tanisha Boston	130	1995-99
	Linda Gough	130	1977-81

Games Played

1.	LaTonya Sims	124	1997-01
2.	Dee Dee Pate	119	1996-00
3.	Janet Huff	118	1980-84
	Theresa Huff	118	1979-83
	Faith Johnson	118	1980-85
6.	Katie Voigt	116	1993-98
	Kelley Paulus	116	1996-00
8.	Michelle Lowman	115	1978-83
9.	Barb Franke	114	1991-96
	Robin Threatt	114	1988-93
	Chris Pruitt	114	1981-85
12.	Ann Klapperich	113	1994-98
	Jennah Hartwig	113	1993-98
14	Camille Williams	112	1991-95
	Karie Cattanach	112	1992-97
	Jenny Rhodes	112	1995-98
17.	Michele Kozelka	111	1988-92
	Dolly Rademaker	111	1990-94

Consecutive Games Played

1.	LaTonya Sims	124	1997-01
2.	Katie Voigt*	116	1993-98
3.	Barb Franke*	114	1991-96
4.	Linda Gough	100	1977-81

*missed a season with a knee injury

Double-Doubles

1.	Theresa Huff	1979-83	36
2.	Barb Farnke	1991-96	29
3.	Michele Kozelka	1988-92	26
4.	Jessie Stomski	1998-00	24
5.	LaTonya Sims	1997-00	23
6.	Linda Gough	1977-81	21
7.	Lisa Bonnell	1984-88	17
8.	Ann Klapperich	1994-98	14
9.	Michelle Lowman	1978-83	13
10.	Chris Pruitt	1981-85	12
11.	DeLinda Hastie	1985-88	10
12.	Tamara Moore	1998-00	6
13.	Nina Smith	1999-00	5
14.	Katie Voigt	1993-98	4
15.	Camille Williams	1991-95	3
15.	Emily Ashbaugh	2000-01	1

Total Double Figure Scoring

1.	LaTonya Sims	1997-00	105
2.	Theresa Huff	1979-83	102
3.	Barb Farnke	1991-96	98
3.	Robin Threatt	1988-93	96
5.	Katie Voigt	1993-98	88
6.	Ann Klapperich	1994-98	84
7.	Jessie Stomski	1998-00	76
8.	Tamara Moore	1998-00	60

Consecutive Double-Figure Scoring

45	by LaTonya Sims	1997-00
37	by Robin Threatt	1991-92
34	by Barb Franke	1994-96

Consecutive Free Throws Made

29 by Michele Kozelka (1989-90) 1988-92

Freshmen Records

Single Game

Most Points

34	Jessie Stomski	1998-99
30	Pam Moore (twice)	1977-78
30	Theresa Huff	1979-80
28	Tamara Moore	1998-99
27	Katie Voigt	1993-94
27	Chris Pruitt	1981-82

Most Rebounds

17	Pam Moore	1977-78
17	Michelle Lowman	1978-79
16	Kay Fredrickson	1987-88
15	Pam Moore	1977-78
15	Michelle Lowman	1978-79
15	Theresa Huff	1979-80
15	Chris Pruitt	1981-82

Most Assists

21	Amy Bauer	1988-89
16	Katie Voigt	1993-94
12	Amy Bauer	1988-89
12	Janet Huff	1980-81
11	Amy Bauer	1988-89

Most Steals

8	Katie Voigt	1993-94
8	Karen O'Malley	1985-86
8	Pam Moore	1977-78
7	Michele Kozelka	1988-89
7	Pam Moore	1977-78
7	Chris Pruitt	1981-82
7	Gina Edmonds	1987-88

Most Blocked Shots

10	Michelle Lowman	1978-79
9	Michelle Lowman	1978-79
8	Lisa Bonnell	1984-85

Most Field Goals

13	Pam Moore	1977-78
12	Jessie Stomski	1998-99
12	Michele Kozelka	1988-89
11	Pam Moore (twice)	1977-78
11	Chris Pruitt	1981-82
10	Katie Voigt	1993-94

Most Field Goals Attempted

25	Pam Moore (3 times)	1977-78
23	Pam Moore	1977-78
22	Michele Kozelka	1988-89

Best Field Goal Percentage

(8 made min.)

1.000	(8-8)	Theresa Huff	1979-80
.890	(8-9)	LaTonya Sims	1997-98
.833	(10-12)	Faith Johnson	1980-81
.750	(9-12)	LaTonya Sims	1997-98
.750	(9-12)	Michele Kozelka	1988-89
.750	(9-12)	Barb Franke	1991-92

Most Free Throws

(9 made min.)

11	Jessie Stomski,	1998-99
10	Jessie Stomski	1998-99
10	Katie Voigt	1993-94
9	Tamara Moore	1998-99
9	Amy Bauer (twice)	1988-89
9	Karen O'Malley	1985-86
9	Barb Franke	1991-92

Most Free Throws Attempted

(8 made min.)

14	Jessie Stomski,	1998-99
14	Tamara Moore	1998-99
12	Jessie Stomski	1998-99
12	LaTonya Sims	1997-98
12	Katie Voigt	1993-94

Best Free Throw Percentage

(8 made min.)

1.000	(9-9)	Karen O'Malley	1985-86
1.000	(8-8)	Pam Moore	1977-78
1.000	(8-8)	Amy Bauer	1988-89
.900	(9-10)	Amy Bauer (twice)	1988-89
.900	(9-10)	Barb Franke	1991-92

Most Three-Point Goals

5	Dolly Rademaker (twice)	1990-91
4	Kyle Black (twice)	1998-99
4	Katie Voigt	1993-94
4	Dolly Rademaker (twice)	1990-91
3	Dolly Rademaker (3 times)	1990-91
3	Robin Threatt	1988-89
3	Mynette Clark	1988-89

Most Three-Point Attempts

11	Katie Voigt	1993-94
11	Dolly Rademaker	1990-91
10	Kyle Black	1998-99
9	Dolly Rademaker	1990-91
8	Dolly Rademaker (twice)	1990-91
7	Dolly Rademaker (3 times)	1990-91

Best Three-Point Percentage

(2 made min.)

1.000	(2-2)	Leah Hefte	1999-00
1.000	(2-2)	Kyle Black	1998-99
.800	(4-5)	Kyle Black	1998-99
.800	(4-5)	Katie Voigt	1993-94
.750	(3-4)	Kyle Black	1998-99
.750	(3-4)	Robin Threatt	1988-89
.750	(3-4)	Mynette Clark	1988-89
.667	(2-3)	Tamara Moore	1998-99



Jessie Stomski replaced LaTonya Sims' year-old scoring and rebounding records and was the first UW freshman to score over 400 points. She also set the UW frosh field goal percentage hitting .572 percent in 1999.

Single Season

Most Points

459	Jessie Stomski	1998-99
392	LaTonya Sims	1997-98
382	Theresa Huff	1979-80
377	Pam Moore	1977-78
368	Chris Pruitt	1981-82
347	Tamara Moore	1998-99
339	Kerry Karst	1978-79
331	Kelley Camp	1977-78
329	Katie Voigt	1993-94
328	Barb Franke	1991-92

Most Points by Avg.

15.70	377/24	Pam Moore	1977-78
14.34	459/32	Jessie Stomski	1998-99
14.14	382/27	Theresa Huff	1979-80
14.12	339/24	Kerry Karst	1978-79
13.79	331/24	Kelley Camp	1977-78
12.64	392/31	LaTonya Sims	1997-98
12.18	329/27	Katie Voigt	1993-94
11.87	368/31	Chris Pruitt	1981-82
11.31	328/29	Barb Franke	1991-92
10.84	347/32	Tamara Moore	1998-99
10.53	158/15	Nina Smith	1999-00

Most Rebounds

214	Jessie Stomksi	1998-99
214	LaTonya Sims	1997-98
210	Theresa Huff	1979-80
209	Pam Moore	1977-78
206	Michele Kozelka	1988-89
203	Michelle Lowman	1978-79
201	Barb Franke	1991-92

Most Rebounds by Avg.

8.71	209/24	Pam Moore	1977-78
8.46	203/24	Michelle Lowman	1978-79
7.78	210/27	Theresa Huff	1979-80
7.63	206/27	Michele Kozelka	1988-89
6.93	201/29	Barb Franke	1991-92
6.90	214/31	LaTonya Sims	1997-98
6.70	214/32	Jessie Stomski	1998-99

Most Assists

141	Amy Bauer	1988-89
124	Katie Voigt	1993-94
112	Chris Pruitt	1981-82
108	Karen O'Malley	1985-86
107	Tamara Moore	1998-99

Most Steals

80	Tamara Moore	1998-99
60	Chris Pruitt	1981-82
60	Pam Moore	1977-78
59	Faith Johnson	1980-81
59	Kerry Karst	1978-79



Pam Moore (1977-78) played only one year for the Badgers before turning to track where she became a national 400-meter champion in 1981. If her freshman season was any indication, she would have made a major impact on basketball as well as she ranks among the top three in points and rebounds. Or perhaps her niece, point guard Candas Smith, will set the records that eluded her.

Most Blocked Shots

73	Michelle Lowman	1978-79
33	Jessie Stomski	1998-99
29	Lisa Bonnell	1984-85
28	Theresa Huff	1979-80

Most Field Goals

182	Jessie Stomski	1998-99
165	Theresa Huff	1979-80
163	Pam Moore	1977-78
152	LaTonya Sims	1997-98
145	Kelley Camp	1977-78
145	Chris Pruitt	1981-82

Most Field Goals Attempted

383	Pam Moore	1977-78
360	Kelley Camp	1977-78
341	Theresa Huff	1979-80
318	Jessie Stomski	1998-99
303	LaTonya Sims	1997-98

Best Field Goal Percentage

(60 made min.)

.572	(182-318)	Jessie Stomski	1998-99
.558	(77-138)	Jennah Burkholder	1993-94
.553	(63-114)	Nina Smith	1999-00
.542	(128-236)	Barb Franke	1991-92
.502	(152-303)	LaTonya Sims	1997-98
.492	(94-191)	Ann Klapperich	1994-95
.484	(165-341)	Theresa Huff	1979-80

Most Free Throws

95	Jessie Stomski	1998-99
88	LaTonya Sims	1997-98
86	Tamara Moore	1998-99
79	Amy Bauer	1988-89
78	Chris Pruitt	1981-82
74	Michele Kozelka	1988-89
70	Katie Voigt	1993-94

Most Free Throws Attempted

134	LaTonya Sims	1997-98
132	Jessie Stomski	1998-99
110	Barb Franke	1991-92
106	Tamara Moore	1998-99
101	Amy Bauer	1988-89
100	Michele Kozelka	1988-89

Best Free Throw Percentage

(50 made min.)

.811	(86-106)	Tamara Moore	1998-99
.793	(69-87)	Ann Klapperich	1994-95
.788	(78-99)	Chris Pruitt	1981-82
.782	(79-101)	Amy Bauer	1988-89

Most Three-Point Goals

47	Dolly Rademaker	1990-91
36	Kyle Black	1998-99
33	Katie Voigt	1993-94
19	Tamara Moore	1998-99
14	Karie Cattanach	1993-94

Most Three-Point Attempts

116	Dolly Rademaker	1990-91
103	Kyle Black	1998-99
96	Katie Voigt	1993-94
56	Tamara Moore	1998-99
46	Karie Cattanach	1993-94

Best Three-Point Percentage

(10 made min.)

.405	(47-116)	Dolly Rademaker	1990-91
.350	(36-103)	Kyle Black	1998-99
.344	(33-96)	Katie Voigt	1993-94
.339	(19-56)	Tamara Moore	1998-99
.324	(11-34)	Amy Bauer	1988-89

Individual Single Game Records

Most Points

45 Keisha Anderson vs. UC-Santa Barbara, 11-30-96 (14 FG, 17 FT)
38* Barb Franke vs. Purdue, 1-26-96 (12 FG, 14 FT)
35 Ann Klapperich vs. Maine, 11-29-97 (16 FG, 3 FT)
35 Barb Franke vs. UW-Green Bay, 12-13-95 (13 FG, 9 FT)
35 Barb Franke vs. Michigan State, 3-4-95 (15 FG, 5 FT)
35 Michele Kozelka vs. Illinois State, 12-30-90 (13 FG, 9 FT)
35 Lisa Bonnell vs. St. Peter's College, 1-3-88 (12 FG, 10 FT)
34 Jessie Stomski vs. Ohio State, 2-12-99 (12 FG, 10FT)
34 Latonya Sims vs. UC-Santa Barbara, 11-20-98 (14FG, 1-3PT, 5 FT)
34 Barb Franke vs. Michigan State, 2-13-94 (11 FG, 1-3PT, 11 FT)
34 Robin Threatt vs. Northwestern, 1-24-93 (13 FG, 4-3PT, 4 FT)
33 Robin Threatt vs. S. Illinois, 12-30-92 (12 FG, 3-3PT, 6 FT)
33 Robin Threatt vs. Michigan, 2-14-92 (13 FG, 6 FT)
33 Chris Pruitt vs. Bradley, 12-1-83 (16 FG, 1 FT)
33 Marty Calden vs. UW-Stevens Point, 1-21-77 (13 FG, 7 FT)
32 Keisha Anderson vs. Penn State, 12/27/96 (10 FG, 10 FT)
32 Barb Franke vs. Drake, 11-30-95 (13 FG, 6 FT)
32 Robin Threatt vs. Tenn-Martin, 12-12-92 (14 FG, 1-3PT, 3 FT)
32 Janet Huff vs. Ohio State, 2-12-84 (13 FG, 6 FT)
31 Barb Franke vs. Michigan, 2-26-95 (13 FG, 5 FT)
31 Lisa Bonnell vs. Minnesota, 1-10-88 (13 FG, 1-3PT, 2 FT)
30 Robin Threatt vs. Iowa State, 11-24-91 (10 FG, 10 FT)
30 Janet Huff vs. Illinois-Chicago, 12-7-83 (14 FG, 2 FT)
30 Theresa Huff vs. Illinois, 1-19-83 (14 FG, 0 FT)
30 Theresa Huff vs. Drake, 12-2-79 (15 FG, 0 FT)
30 Pam Moore vs. Northern Illinois, 1-17-78 (11 FG, 8 FT)
30 Pam Moore vs. Illinois State, 3-9-78 (13 FG, 4 FT)

Most Field Goals

16 Ann Klapperich vs. Maine, 11-29-97
16 Chris Pruitt vs. Bradley, 12-1-83
15 Theresa Huff vs. Drake, 12-2-79
15* Barb Franke vs. Michigan State, 3-4-95
14 LaTonya Sims vs. UC-Santa Barbara, 11-20-98
14 Lisa Bonnell vs. Minnesota, 1-10-88
14 Theresa Huff vs. Illinois, 1-9-83
14 Robin Threatt vs. Tennessee-Martin, 12-12-92
14 Janet Huff vs. Illinois-Chicago, 12-7-83
14 Theresa Huff vs. Missouri, 2-20-81

Most Field Goal Attempts

28* Barb Franke vs. Indiana, 2-23-96
27 Theresa Huff vs. Indiana, 2-6-83
27 Theresa Huff vs. Michigan State, 1-14-83
27 Robin Threatt vs. Tennessee-Martin, 12-12-92
27 Linda Gough vs. Lincoln College, 2-2-80
27 Pam Moore vs. UW-Oshkosh, 1-31-78
26 Janet Huff vs. Ohio State, 2-12-84
26 Lisa Bonnell vs. Iowa, 1-8-88
26 Theresa Huff vs. Indiana State, 2-5-82
25 Janet Huff vs. Iowa, 1-22-84

Best Field Goal Percentage

(9 or more made)

.923 Ann Klapperich vs. Marquette (12-13), 1-9-96
.846 Barb Franke vs. Western Michigan (11-13), 11-28-95
.846* Robin Threatt vs. Michigan State (11-13), 1-17-92
.833 Barb Franke vs. W. Illinois (10-12), 11-28-93
.800 Ann Klapperich vs. Maine (16-20), 11-29-97
.833 Faith Johnson vs. Indiana (10-12), 1-30-81
.769 Barb Franke vs. Illinois (10-13), 2-20-94
.769 Michele Kozelka vs. Purdue (10-13), 1-27-91
.765 Barb Franke vs. UW-Green Bay (13-17), 12-13-95
.765 Michele Kozelka vs. Illinois State (13-17), 12-30-90
.750 LaTonya Sims vs. Georgia (9-12), 1-4-98
.750 Barb Franke vs. Northwestern (12-16), 2-2-96
.750 Barb Franke vs. Wagner (9-12), 12-5-94



Keisha Anderson who played at UW from 1994-97, and is now playing in the WNBA for the Charlotte Sting, holds the school records for most points and most steals in a game with 45 points and an NCAA-record 14 steals.

.750 Barb Franke vs. Indiana (9-12), 3-14-92
.750 Robin Threatt vs. Indiana (10-12), 1-30-91
.750 Michele Kozelka vs. UW-Green Bay (9-12), 12-7-88
.750 Megan Scott vs. Minnesota (9-12), 1-27-84

Most Three-Point Goals

6 Katie Voigt vs. Mississippi, 12-19-97
6 Karie Cattanach vs. UC-Irvine, 11-29-96
6* Katie Voigt vs. Michigan, 2-25-96
6 Robin Threatt vs. Creighton, 11-26-91
5 Kyle Black vs.UW-Green Bay 1-7-01
5 Kelley Paulus vs. Indiana, 2-20-00
5 Katie Voigt vs. Illinois, 12-30-97
5 Katie Voigt vs. Michigan, 1-23-98
5 Katie Voigt vs. Indiana, 2-6-98
5 Karie Cattanach vs. Austin Peay, 12-2-95
5 Katie Voigt vs. Illinois, 1-22-95
5 Katie Voigt vs. Southern Methodist, 12-2-94
5 Dolly Rademaker vs. Minnesota, 3-8-94
5 Dolly Rademaker vs. Michigan State, 2-13-94
5 Dolly Rademaker vs. Northwestern, 1-23-94
5 Dolly Rademaker vs. Minnesota, 1-9-94
5 Dolly Rademaker vs. UW-Green Bay, 1-3-94
5 Dolly Rademaker vs. Illinois-Chicago, 12-13-94
5 Dolly Rademaker vs. Minnesota, 3-7-91
5 Lisa Bonnell vs. Northwestern, 3-4-88
5 Dolly Rademaker vs. Creighton, 12-9-90
5 Mynette Clark vs. Washington, 11-23-90

Most Three-Point Attempts

13* Lisa Bonnell vs. Iowa, 1-8-88
12 Katie Voigt vs. Michigan, 2-25-96
11 Katie Voigt vs. Manhattan, 12-18-97
11 Katie Voigt vs. Mississippi, 12-19-97
11 Katie Voigt vs. Northwestern, 1-16-98
11 Katie Voigt vs. Tennessee, 2-8-96
11 Katie Voigt vs. Iowa, 1-7-94
11 Robin Threatt vs. Ohio State, 3-11-92
11 Mynette Clark vs. Nebraska, 12-7-90
11 Mynette Clark vs. Michigan State, 1-11-91
11 Dolly Rademaker vs. Minnesota, 3-7-91

Best Three-Point Percentage

(4 or more made)

1.000* Kyle Black vs. Michigan (4 of 4), 1-4-01
1.000* Kyle Black vs. Illinois (4 of 4), 1-4-00
1.000* Robin Threatt vs. Michigan State (4 of 4), 2-18-90
.833 Dolly Rademaker vs. Minnesota (5-6), 1-9-94
.833 Lisa Bonnell vs. Northwestern (5 of 6), 3-4-88
. 800 Tamara Moore vs. Minnesota (4 of 5), 2-3-00
.800 Karie Cattanach vs. Indiana (4 of 5)1-3-95
.800 Shelly Rucinski vs. Iowa (4 of 5), 2-4-89
.800 Lisa Bonnell vs. Lake Superior State (4 of 5), 12-11-88
.800 Kyle Black vs. Memphis (4-5), 3/20/99

Most Free Throws

17 Keisha Anderson vs. UC-SB, 11-30-96 (17-17)
17 Michele Kozelka vs. UW-Green Bay, 12-5-89 (17-17)
15 Jessie Stomski vs. Indiana, 1/21/01 (15-21)
14* Barb Franke vs. Purdue, 1-26-96
13 LaTonya Sims vs. Minnesota, 2-3-00 (13-16)
13 Katie Voigt vs. Indiana, 1-9-98
13 Tracy Winkler vs. Toledo, 12-10-94
13 Barb Franke vs. Purdue, 2-6-94
12 Barb Franke vs. Northern Iowa, 1-16-96
12 Barb Franke vs. Indiana, 12-29-95
12 Barb Franke vs. Ohio State, 1-28-94
12 Verdell vs. Michigan, 1-25-87

Most Free Throw Attempts

21* Jessie Stomski vs. Indiana, 1/21/01 (15-21)
20 Barb Franke vs. Purdue, 1-26-96
19 Barb Franke vs. Northern Iowa, 1-16-96
17 Keisha Anderson vs. UC-SB, 11-30-96 (17-17)
17 Barb Franke vs. Ohio State, 1-28-94
17 Michele Kozelka vs. UW-Green Bay, 12-5-89
16 LaTonya Sims vs. Minnesota, 2-3-00
16 Barb Franke vs. Purdue, 2-6-94
16 Marty Calden vs. Northwestern, 1-22-77
15 Barb Franke vs. Indiana, 12-29-95
15 DeLinda Hastie vs. Fairleigh Dickinson, 1-5-88
14 Jessie Stomski vs. DePaul, 3-19-00
14 Tamara Moore vs. Nebraska, 11-21-99
14 Katie Voigt vs. Indiana, 1-9-98
14 Barb Franke vs. Marquette, 2-9-95
14 Camille Williams vs. Southern Methodist, 12-2-94
14 Tracy Winkler vs. Toledo, 12-10-94
14 Verdell Hale vs. Michigan, 1-25-87
14 Lisa Bonnell vs. Michigan, 2-28-86
14 Michele Kozelka vs. Illinois State, 12-30-90
14 Jessie Stomski vs. Illinois, 2-19-99

Best Free Throw Percentage

(10 or more made)

1.000 Jessie Stomski vs. Michigan (10-10), 1-20-00
1.000 Keisha Anderson vs. UC-SB (17-17), 11-30-96
1.000 Ann Klapperich vs. Penn State (10-10), 1-28-96
1.000* Camille Williams vs. Penn State (10-10), 2-28-93
1.000 Camille Williams vs. UW-Green Bay (10-10), 12-1-92
1.000 Michele Kozelka vs. UW-Green Bay (17-17), 12-5-89
.929 Katie Voigt vs. Indiana (13-14), 1-9-98
.929 Tracy Winkler vs. Toledo (13-14), 12-10-94
.917 Barb Franke vs. Michigan State (11-12), 2-13-94
.917 Michele Kozelka vs. Minnesota (11-12), 3-2-90
.909 Katie Voigt vs. Ohio State (10-11), 2-16-96
.909 Robin Threatt vs. Iowa State (10-11), 11-24-92
.909 Lisa Bonnell vs. St. Peter's College (10-11), 1-3-88

Most Rebounds

23* Theresa Huff vs. Indiana, 2-11-83
23 Linda Gough vs. Lincoln College, 2-2-80
20 Theresa Huff vs. Michigan, 12-6-80
19 DeLinda Hastie vs. UW-Green Bay, 12-9-88
18 Jessie Stomski vs. Indiana, 2-8-01
18 Janetta Johnson vs. Northwestern, 2-10-89
18 Theresa Huff vs. Illinois-Chicago, 12-10-81
18 Theresa Huff vs. Loyola, 12-8-81
18 Theresa Huff vs. Northern Illinois, 12-2-81
18 Theresa Huff vs. Wichita State, 11-28-80
18 Ann Hall vs. UW-LaCrosse, 2-20-80

Most Assists

21 Amy Bauer vs. Detroit, 12-11-88
16 Katie Voigt vs. Illinois-Chicago, 12-13-93
14* Karen O'Malley vs. Minnesota, 1-10-88
14 Amy Bauer vs. Nebraska, 12-7-90
14 Faith Johnson vs. Eastern Illinois, 12-14-85
13 Tamara Moore vs. Illinois, 1-25-01
12 Keisha Anderson vs. Western Illinois, 12-7-95
12 Amy Bauer vs. Indiana, 3-11-89
12 Janet Huff vs. Missouri, 3-20-81
12 Dot Whalen vs. UW-Oshkosh, 3-2-79

Most Steals

14 Keisha Anderson vs. Cleveland State, 2/11/97
(Big Ten record and ties NCAA single game record)
9 Tamara Moore vs. Evansville, 12-14-00
9 Keisha Anderson vs. Western Illinois, 12-7-95
9 Robin Threatt vs. Chicago State, 12-9-92
8* several times

Most Blocked Shots

12* Janetta Johnson vs. Indiana, 1-6-89
12 Janetta Johnson vs. Detroit, 12-11-88
12 Janetta Johnson vs. UW-Green Bay, 12-7-88
11 Michelle Lowman vs. Iowa, 1-23-83
10 Michelle Lowman vs. Illinois, 12-9-78
9 Michelle Lowman vs. Purdue, 1-20-79
8 Janetta Johnson vs. Illinois-Chicago, 1-30-89
8 Janetta Johnson vs. San Jose State, 11-27-88
8 Camilla Hudson vs. Ohio State, 1-18-87
8 Lisa Bonnell vs. Northern Iowa, 12-1-84

* Indicates Wisconsin Record in Big Ten Only Play, 1983–01

Individual Single Season Records

Most Points

Big Ten Play (1982-01)		Cumulative (1974-01)	
379	Barb Franke, 1994 (21.1 avg)	601	Barb Franke, 1995-96 (20.7)
350	Theresa Huff, 1983 (19.4 avg)	577	LaTonya Sims 1998-99 (18.0)
348	Lisa Bonnell, 1988	574	Robin Threatt, 1991-92 (19.8)
338	Robin Threatt, 1992	549	Lisa Bonnell, 1987-88
329	Barb Franke, 1996	548	Barb Franke, 1994-95
328	Janet Huff, 1984	540	Theresa Huff, 1981-82
311	Robin Threatt, 1993	536	Katie Voigt, 1997-98
310	Lisa Bonnell, 1987	531	Keisha Anderson, 1996-97
300	Katie Voigt, 1998	517	Barb Franke, 1993-94
292	Keisha Anderson, 1997	515	Janet Huff, 1983-84
287	LaTonya Sims,1999	509	Robin Threatt, 1992-93
285	Robin Threatt, 1991	499	Theresa Huff, 1980-81
272	Mynette Clark, 1991	482	LaTonya Sims, 1999-00
269	Barb Franke, 1995	474	Lisa Bonnell, 1986-87
268	Jessie Stomski 1999	467	Ann Klapperich, 1997-98
265	Megan Scott, 1984	459	Jessie Stomski, 1998-99
256	Michele Kozelka, 1990	458	Theresa Huff, 1982-83
251	Jessie Stomski, 2001	454	Jessie Stomski, 2000-01
250	Michele Kozelka, 1991	448	Robin Threatt, 1990-91
248	Katie Voigt, 1994	445	Tamara Moore, 1999-00
247	LaTonya Sims, 2001	445	Michele Kozelka, 1989-90
246	Ann Klapperich, 1997	439	Ann Klapperich, 1996-97
242	Mynette Clark, 1992	434	Jessie Stomski, 1999-00
242	Chris Pruitt, 1984	432	Janet Huff, 1981-82
236	Katie Voigt, 1996	420	Chris Pruitt, 1983-84
235	Faith Johnson, 1985	419	Katie Voigt, 1995-96
234	LaTonya Sims, 2000	408	Mynette Clark, 1990-91
233	Keisha Anderson, 1995	406	Latonya Sims, 2000-01

Most Rebounds

Big Ten Play (1982-01)		Cumulative (1974-01)	
214	Theresa Huff, 1983 (11.9 avg)	394	Theresa Huff, 1981-82 (11.6)
165	Michele Kozelka, 1991	303	Theresa Huff, 1982-83
159	Michele Kozelka, 1989	294	Theresa Huff, 1980-81
157	Janetta Johnson, 1989	276	LaTonya Sims, 1999-00
153	Barb Franke, 1994	260	Michele Kozelka, 1990-91
151	Michelle Kozelka, 1990	254	Vivian Rorer, 1981-82
145	Megan Scott, 1984	244	Michelle Kozelka, 1989-90
144	LaTonya Sims, 2000	241	Ann Hall, 1979-80
137	Lisa Bonnell, 1987	230	Janetta Johnson, 1988-89
136	Lisa Bonnell, 1988	229	Barb Franke, 1994-95
128	DeLinda Hastie, 1987	226	Barb Franke, 1995-96
124	Jessie Stomski, 2001	228	Jessie Stomski, 2000-01
124	DeLinda Hastie, 1988	225	Barb Franke, 1993-94

Highest Scoring Average

Big Ten Play (1982-01)		Cumulative (1974-01)	
21.1	Barb Franke, 1994 (18 games)	20.7	Barb Franke, 1995-96 (29)
20.6	Barb Franke, 1996 (16 games)	19.8	Robin Threatt, 1991-92 (29)
19.4	Theresa Huff, 1985	19.7	Keisha Anderson, 1996-97
19.3	Lisa Bonnell, 1988	19.6	Lisa Bonnell, 1987-88
19.3	Janet Huff, 1984	19.2	Barb Franke, 1993-94
18.8	Katie Voigt, 1998	19.1	Janet Huff, 1983-84
18.8	Robin Threatt, 1992	18.9	Barb Franke, 1994-5
18.2	Keisha Anderson, 1997	18.9	Robin Threatt, 1992-93
17.9	LaTonya Sims, 1999	18.0	LaTonya Sims, 1998-99
17.3	Robin Threatt, 1993	17.3	Katie Voigt, 1997-98
17.2	Lisa Bonnell, 1987	16.9	Theresa Huff, 1982-83
16.8	Barb Franke, 1995	16.9	Lisa Bonnell, 1986-87
16.8	Jessie Stomski, 1999	16.6	Robin Threatt, 1990-91
15.8	Robin Threatt, 1991	16.6	Theresa Huff, 1980-81
15.7	Jessie Stomski, 2001	16.3	Ann Klapperich, 1996-97
15.4	Ann Klapperich, 1997	16.3	Pam Moore, 1977-78
15.4	LaTonya Sims, 2001	16.2	Jessie Stomski, 2000-01
15.1	Mynette Clark, 1991	15.9	Theresa Huff, 1981-82

Highest Rebound Average

Big Ten Play (1982-01)		Cumulative (1974-01)	
11.9	T. Huff, 1983 (18 games)	11.6	Theresa Huff, 1981-82 (34)
9.2	Michele Kozelka, 1991	11.2	Theresa Huff, 1982-83
9.4	LaTonya Sims, 2000	9.8	Theresa Huff, 1980-81
8.8	Michele Kozelka, 1989	9.8	Ginny Vorwald, 1976-77
8.7	Janetta Johnson, 1989	9.3	Michele Kozelka, 1990-91
8.5	Barb Franke, 1994	9.0	Pam Moore, 1977-78
8.4	Michele Kozelka, 1990	8.7	Michele Kozelka, 1989-90
8.2	Megan Scott, 1984	8.5	Janetta Johnson, 1988-89
7.9	Michele Kozelka, 1992	8.4	LaTonya Sims, 1999-00
7.9	Barb Franke, 1996	8.3	Barb Franke, 1993-94
7.8	Jessie Stomski, 2001	8.3	DeLinda Hastie, 1987-88

Most Field Goals

Big Ten Play (1982-01)		Cumulative (1974-01)	
153	T. Huff, 1983 (18 games)	232	Theresa Huff, 1981-82 (34)
143	Lisa Bonnell, 1988	225	Barb Franke, 1995-96 (29)
140	Barb Franke, 1994	223	Theresa Huff, 1980-81
136	Janet Huff, 1984	223	Lisa Bonnell, 1987-88
129	Lisa Bonnell, 1987	222	LaTonya Sims, 1998-99
128	Robin Threatt, 1992	221	Robin Threatt, 1991-92
122	Barb Franke, 1996	217	Keisha Anderson, 1996-97
121	Keisha Anderson, 1997	217	Janet Huff, 1983-84
119	Robin Threatt, 1993	209	Robin Threatt, 1992-93
113	LaTonya Sims	203	Theresa Huff, 1982-83

Most Field Goal Attempts

Big Ten Play (1982-01)		Cumulative (1974-01)	
324	Lisa Bonnell,1988 (18 games)	510	Theresa Huff, 1981-82 (34)
314	Theresa Huff, 1983	498	Lisa Bonnell, 1987-88
301	Janet Huff, 1984	476	Janet Huff, 1983-84
291	Lisa Bonnell, 1987	461	LaTonya Sims, 1998-99
274	Robin Threatt, 1993	444	Robin Threatt, 1992-93
267	Robin Threatt, 1992	442	Robin Threatt, 1991-92
263	Keisha Anderson, 1997	438	Theresa Huff, 1980-81
252	Chris Pruitt, 1984	437	Lisa Bonnell, 1986-87
248	Robin Threatt, 199	437	Theresa Huff, 1982-83

Best Field Goal Percentage (100 or more attempts)

Big Ten Play (1982-01)		Cumulative (1974-01)	
.587	Nina Smith, 2001 (74-126)	.595	Nina Smith, 2000-01 (128-215)
.574	Barb Franke, 1994 (140-244)	.572	Jessie Stomski. 1998-99(182-3180
.571	Jessie Stomski, 1999 (105-184)	.564	Barb Franke, 1993-94 (189-335)
.552	Jessie Stomski, 2001 (95-1720	.558	J. Burkholder, 1993-94 (77-138)
.548	Megan Scott, 1984 (109-199)	.557	Jessie Stomski, 2000-01 (180-323)
.537	Camille Williams, 1993 (79-147)	.553	Nina Smith, 1999-00 (63-114)
.531	Barb Franke, 1992 (85-160)	547	Megan Scott, 1983-84 (127-232)
.526	Barb Franke, 1996 (122-232)	.542	Barb Franke, 1991-92 (128-236)
.513	Ann Klapperich, 1995 (77-150)	.528	Barb Franke, 1995-96 (225-426)
.510	Ann Klapperich, 1997 (101-198)	.528	A. Klapperich, 1995-96 (142-269)
.505	LaTonya Sims, 2001 (96-190)	.518	Vivian Rorer, 1981-82 (156-301)

Most Three-Point Goals

Big Ten Play (1982-01)		Cumulative (1974-01)	
43	Katie Voigt, 1998 (16 games)	84	Katie Voigt, 1997-98 (31 games)
40	D. Rademaker, 1994 (18 games)	63	Dolly Rademaker, 1993-94 (27)
37	Mynette Clark, 1991	60	Katie Voigt, 1995-96
32	Katie Voigt, 1996	57	Katie Voigt, 1994-95
32	Mynette Clark, 1992	58	Mynette Clark, 1990-91
31	Robin Threatt, 1993	49	Mynette Clark, 1991-92
29	Kyle Black, 2001	54	Kyle Black, 2000-01
28	Karie Cattanach, 1997	47	Karie Cattanach, 1996-97
27	Katie Voigt, 1995	47	Dolly Rademaker, 1990-91
27	Dolly Rademaker, 1993	40	Robin Threatt, 1992-93
27	Katie Voigt, 1994	39	Robin Threatt, 1991-92
23	Robin Threatt, 1992	36	Kyle Black, 1998-99
22	Robin Threatt, 1990	34	Dolly Rademaker, 1992-93

Big Ten Play (1982–01)		Cumulative (1974–01)	

Most Three-Point Attempts

111	Mynette Clark, 1991 (18 games)	217	Katie Voigt, 1997-98 (31)
109	Katie Voigt, 1998	182	Mynette Clark, 1990-91(28)
102	Katie Voigt, 1996	176	Katie Voigt, 1995-96
97	Dolly Rademaker, 1994	164	Katie Voigt, 1994-95
87	Robin Threatt, 1993	144	Dolly Rademaker, 1993-94
81	Katie Voigt, 1995	141	Mynette Clark, 1991-92
81	Dolly Rademaker, 1993	133	Kyle Black, 2000-01
78	Mynette Clark, 1992	119	Karie Cattanach, 1996-97
74	Kyle Black, 2001	116	Dolly Rademaker, 1992-93
74	Katie Voigt, 1994	116	Dolly Rademaker, 1990-91

Best Three-Point Percentage (20 or more made)

.418	Karie Cattanach, 1997 (28-67)	.438	D Rademaker, 1993-94 (63-144)
.412	Dolly Rademaker, 1994 (40-97)	.406	Kyle Black, 2000-01 (54-133)
.410	Mynette Clark, 1992 (32-78)	.405	D Rademaker, 1990-91 (47-116)
.394	Katie Voigt, 1998 (43-109)	.395	K. Cattanach, 1996-97 (47-119)
.392	Kyle Black, 2001 (29-74)	.387	Katie Voigt, 1997-98 (84-217)
.356	Robin Threatt, 1993 (31-87)	.382	Karie Cattanach, 1994-95 (26-68)
.351	Katie Voigt, 1994 (26-74)	.372	Karie Cattanach, 1995-96 (29-78)
.349	Robin Threatt, 1992 (23-66)	.351	Robin Threatt, 1992-93 (40-114)
.344	Dolly Rademaker, 1991 (22-64)	.350	Kyle Black, 1998-99 (36-103)
.333	Katie Voigt, 1995 (27-81)	.348	Katie Voigt, 1994-95 (57-164)
.333	Dolly Rademaker, 1993 (27-81)	.348	Robin Threatt, 1991-92 (39-112)
.333	Mynette Clark, 1991 (37-111)	.348	Mynette Clark, 1991-92 (49-141)

Note: 1987–88 was first season with the three-point goal

Most Free Throws

90	Barb Franke, 1994 (18 games)	150	Barb Franke, 1995-96 (29)
84	Barb Franke, 1996 (16 games)	141	Barb Franke, 1994-95
72	Camille Williams, 1993	128	Jessie Stomski, 1999-00
70	Barb Franke, 1995	125	Barb Franke, 1993-94
65	Lisa Lawrence, 1991	123	LaTonya Sims, 1998-99
65	Katie Voigt, 1998	118	Michele Kozelka, 1989-90
64	Michele Kozelka, 1990	117	Tamara Moore, 1999-00
60	Tamara Moore, 2000	115	LaTonya Sims, 1999-00
61	Jessie Stomski, 2001	110	Camille Williams, 1992-93
59	Robin Threat, 1992	104	Katie Voigt, 1997-98

Most Free Throw Attempts

125	Barb Franke, 1994 (18 games)	217	Barb Franke, 1994-95 (29)
119	Barb Franke, 1995	208	Barb Franke, 1995-96
113	Barb Franke, 1996	177	LaTonya Sims, 1998-99
111	Camille Williams, 1993	173	Barb Franke, 1993-94
91	Jessie Stomski, 2001	170	LaTonya Sims, 1999-00
88	LaTonya Sims, 1999	168	Jessie Stomski, 1999-00
86	LaTonya Sims, 2000	166	Camille Williams, 1992-93
84	Michele Kozelka, 1990	152	Tamara Moore, 1999-00
84	Jessie Stomski, 1999	149	Jessie Stomski, 2000-01
82	Lisa Lawrence, 1991	147	Michele Kozelka, 1989-90

Best Free Throw Percentage (45 or more attempts)

.845	Katie Voigt, 1998 (65-76)	.887	Katie Voigt, 1995-96 (63-71).
.845	Karen O'Malley, 1987 (38-45)	.867	Katie Voigt, 1997-98 (104-120)
.815	Mynette Clark, 1992 (44-54)	.812	Katie Voigt, 1994-95 (39-48)
.821	Ann Klapperich, 1994-95 (55-67)	.811	Tamara Moore, 1998-99 (86-106)
.810	Mynette Clark, 1991 (47-58)	.804	Mynette Clark, 1991-92 (74-92)
.809	Chris Pruitt, 1983 (38-47)	.803	M. Kozelka, 1989-90 (118-147)
.804	Chris Pruitt, 1985 (41-51)	.796	Amy Bauer, 1989-90 (43-54)
.800	Tamara Moore, 2000 (60-75)	.795	Karen O'Malley, 1986-87 (62-78)
.793	Lisa Lawrence, 1991 (65-82)	.794	Janet Huff, 1983-84 (81-102)
.792	Tamara Moore, 1999 (42-53)	.793	Ann Klapperich, 1994-95 (69-87)

Big Ten Play (1982–01)		Cumulative (1974–01)	

Most Personal Fouls

4.22	Janetta Johnson, 1989 (76/18)	4.15	J. Johnson, 1988-89 (112/27)
3.88	Michelle Lowman, 1983 (70/18)	3.85	K. O'Malley, 1985-86 (104/27)
3.88	Jessie Stomski, 2000 (62/16)	3.84	Nina Smith, 2000-01 (100/27)
3.82	Karen O'Malley, 1986 (65/17)	3.68	T. Theder, 1984-85 (103/28)
3.81	Ann Klapperich, 1996 (61/16)	3.59	Barb Franke, 1991-92 (104/29)
3.72	Teresa Theder, 1985 (67/18)	3.59	M. Lowman, 1982-83 (97/27)

Most Assists

98	Keisha Anderson, 1996 (16)	195	K. Anderson, 1995-96 (29)
95	Tamara Moore, 2001 (16)	153	K. Anderson, 1994-95 (29)
75	Amy Bauer, 1989 (18)	151	Tamara Moore, 2000-01 (28)
73	Verdell Hale, 1987	141	Amy Bauer, 1988-89
72	Keisha Anderson, 1995	124	Katie Voigt, 1993-94
71	Katie Voigt, 1994	124	Amy Bauer, 1990-91
71	Chris Pruitt, 1985	124	Nancy Fahey, 1980-1
69	Mynette Clark, 1991	123	Keisha Anderson, 1996-97
68	Karen O'Malley, 1988	123	Verdell Hale, 1986-87
67	Keisha Anderson, 1997	120	Faith Johnson, 1981-82
67	Janet Huff, 1984	120	Janet Huff, 1982-83

Most Steals

76	Keisha Anderson, 1996 (16)	124	K. Anderson, 1995–96 (29)
60	Keisha Anderson, 1995 (16)	109	K. Anderson, 1994-95 (29)
54	Faith Johnson, 1985	100	Tamara Moore, 2000-01 (28)
53	Robin Threatt, 1993	94	K. Anderson, 1996-97
50	Janet Huff, 1983	90	Janet Huff, 1981-82
49	Janet Huff, 1984	88	Robin Threatt, 1991-92
48	Theresa Huff, 1983	87	Robin Threatt, 1992-93
45	Keisha Anderson, 1997	83	Tamara Moore, 1999-00
44	Tamara Moore, 2001	80	Janet Huff, 1983-84
43	Tamara Moore, 2000	80	Tamara Moore, 1998-99
42	Megan Scott, 1984	78	Faith Johnson, 1984-85
42	Faith Johnson, 1983		

Most Blocked Shots

70	Janetta Johnson, 1989 (18)	130	J. Johnson, 1988-89 (27)
48	Michelle Lowman, 1983	78	Michelle Lowman, 1982-83
28	Inga Young, 1987	73	Michelle Lowman, 1978-79
26	Amy Wiersma, 1997	54	Michelle Lowman, 1981-82
24	Inga Young, 1986	51	Inga Young, 1986-87

Most Consecutive Free Throws

29	Michele Kozelka, 1990 (all-time record)
19	Jessie Stomski, 2000 (over three games)
17-17	Keisha Anderson, 1996 (in a game)
17-17	Michele Kozelka, 1990 (in a game)

UW Field House Records

Individual Records All-Time Badger Field House Women's Basketball Record 1974-99: 167 wins, 112 losses (.598)

Most Points

Wisconsin	38	Barb Franke vs. Purdue (12fg, 14-20ft)	1-26-96
Opponent	41	Laura Coenen (Minn.) (15fg, 11-14ft)	2-18-83

Most Field Goals

Wisconsin	13	Barb Franke vs. Drake (13-22)	11-30-95
	13	Michele Kozelka vs. Illinois State (13-17)	12-30-90
	13	Lisa Bonnell vs. Detroit (13-19)	12-13-87
	13	Janet Huff vs. Ohio State (13-26)	2-12-84
	13	Janet Huff vs. Iowa (13-25)	1-22-84
Opponent	15	Carol Emanuel (Purdue) (15-27)	3-12-83
	15	Laura Coenen (Minnesota) (15-26)	2-18-83

Most Field Goals Attempted

Wisconsin	27	Theresa Huff vs. Indiana (11-27)	2-6-83
	27	Theresa Huff vs. Michigan State (12-27)	1-14-83
Opponent	30	Mary Schoenhoff (Loyola) (12-30)	12-8-81
	30	Robin Hasemann (Western Illinois) (13-30)	12-4-88

Best Field Goal Percentage (8 attempts minimum)

Wisconsin	.889	Ann Klapperich vs. Illinois State (8-9)	12-9-95
Opponent	.889	Roxanne Grabow (Bradley) (8-9)	12-5-82

Most Three-Point Field Goals

Wisconsin	6	Robin Threatt vs. Creighton (6-10)	11-26-91
Opponent	5	Vanessa Nygaard (Stanford) (5-11)	11-21-97
	5	Melissa Sanford (Creighton) (5-7)	11-26-91
	5	Nadine Domond (Iowa) (5-7)	2-18-96

Most Three-Point Field Goals Attempted

Wisconsin	13	Lisa Bonnell vs. Iowa (3-13)	1-8-88
Opponent	12	Lori Goerlitz (Marquette) (3-12)	2-9-95
	12	Erin Boland (Siena College) (3-12)	3-14-99

Best Three-Point Field Goal Percentage (4 attempts minimum)

Wisconsin	1.000	Robin Threatt vs. Michigan State (4-4)	2-18-90
Opponent	.800	Milena Flores (Stanford) (4-5)	11-21-97
	.800	Chrissy Loeliger (Siena College) (4-5)	3-14-99

Most Free Throws

Wisconsin	17	Michele Kozelka vs. UW-Green Bay (17-17)	12-5-89
Opponent	17	Sally Anderson (DePaul) (17-17)	12-11-86

Most Free Throws Attempted

Wisconsin	20	Barb Franke vs. Purdue (14-20)	1-26-96
Opponent	17	Cindy Haugejorde (Iowa) (13-17)	2-9-80
	17	Sally Anderson (DePaul) (17-17)	12-11-86

Best Free Throw Percentage (10 attempts minimum)

Wisconsin	1.00	Michele Kozelka vs. UW-Green Bay (17-17)	12-5-89
	1.00	Camille Williams vs. UW-Green Bay (10-10)	12-1-92
	1.00	Ann Klapperich vs. Penn State (10-10)	1-28-96
Opponent	1.00	Sally Anderson (DePaul) (17-17)	12-11-86
	1.00	Kiersten Miller (Drake) (10-10)	11-30-95

Most Rebounds

Wisconsin	19	DeLinda Hastie vs. UW-Green Bay	12-9-87
Opponent	22	Nanette Gibson (Michigan State)	2-9-80

Most Assists

Wisconsin	14	Faith Johnson vs. Eastern Illinois	12-14-84
Opponent	12	JoAnn Palombo (Northwestern)	1-30-87

Most Steals

Wisconsin	14	Keisha Anderson vs. Cleveland State	2-11-97
Opponent	8	Franthea Price (Iowa)	2-3-89

Most Blocked Shots

Wisconsin	10	Michelle Lowman vs. Illinois	12-9-78
Opponent	6	Donna Freese (UW-LaCrosse)	1-29-82
	6	Betty Willis (UW-Milwaukee)	12-13-78

Team Records

Most Points (women)

Wisconsin	123	vs. Bradley (UW 123, Bradley 79)	12-5-82
Opponent	97	Purdue vs. Wisconsin (UW 87, PUR 97)	1-27-91
	97	DePaul vs. Wisconsin (UW 75, Depaul 97)	12-11-86

Most Points (men)

Wisconsin	120	vs. So. Methodist (UW 120, SMU 82)	12-9-67

Most Field Goals

Wisconsin	52	vs. Bradley (52-87)	12-5-82
Opponent	37	Siena College vs. Wisconsin (37-76)	3-14-99
	37	Purdue vs. Wisconsin (37-83)	1-27-91
	37	Northwestern vs. Wisconsin (37-70)	3-8-86

Most Field Goals Attempted

Wisconsin	108	vs. DePaul (46-108)	12-14-77
Opponent	86	Western Michigan vs. Wisconsin (22-86)	12-12-80

Best Field Goal Percentage (50 attempts min.)

Wisconsin	.598	vs. Bradley (52-87)	12-5-82
Opponent	.596	Indiana vs. Wisconsin (34-57)	3-11-89

Most Three-Point Field Goals

Wisconsin	11	vs. Creighton (11-28)	11-26-91
Opponent	11	Stanford vs. Wisconsin	11-21-97

Most Three-Point Field Goals Attempted

Wisconsin	28	vs. Creighton (11-28)	11-26-91
Opponent	28	Siena College vs. Wisconsin (9-28)	3-14-99

Best Three-Point Field Goal Percentage (4 attempts min.)

Wisconsin	1.00	vs. Illinois (4-4)	1-15-88
Opponent	.571	Purdue vs. Wisconsin (4-7)	1-28-90

Most Free Throws

Wisconsin	34	vs. Purdue (34-46)	1-26-96
Opponent	35	DePaul vs. Wisconsin (35-40)	12-11-86

Most Free Throws Attempted

Wisconsin	46	vs. Purdue (34-46)	1-26-96
Opponent	40	Ohio State vs. Wisconsin (29-40)	2-9-86
	40	DePaul vs. Wisconsin (35-40)	12-11-86

Best Free Throw Percentage (20 attempts min.)

Wisconsin	.969	vs. Michigan (32-33)	2-8-91
Opponent	.926	Purdue vs. Wisconsin	1-26-96

Most Rebounds

Wisconsin	74	vs. Western Illinois	1-13-82
Opponent	60	Illinois vs. Purdue	2-8-80

Most Rebounds (both teams)

Game	110	Wisconsin (57) vs. UI-Chicago (53)	12-27-86

Most Assists

Wisconsin	34	vs. UW-Milwaukee	12-13-78
Opponent	30	Siena College vs. Wisconsin	3-14-99

Most Steals

Wisconsin	27	vs. DePaul	12-14-77
	27	vs. UW-Eau Claire	12-10-77
Opponent	23	Iowa vs. Wisconsin	1-2-87

Most Blocked Shots

Wisconsin	13	vs. Purdue	1-20-79
Opponent	8	Iowa vs. Wisconsin	2-18-96
	8	UW-LaCrosse vs. Wisconsin	1-29-82
	8	Detroit vs. Wisconsin	12-8-79
	8	UI-Chicago vs. UW-Stevens Point	1-26-79

Most Turnovers

Wisconsin	42	vs. Penn State	2-23-94
Opponent	48	Western Illinois vs. Wisconsin	12-13-91

Most Home Wins in a Season

	12	Home Record: 12-3 (Overall: 20-9)	1991-92
	12	Home Record: 12-1 (Overall: 18-10)	1983-84

Most Consecutive Home Wins

	11	Home Record: 12-1	1983-84

Most Home Losses in a Season

	12	Home Record: 2-12 (Overall: 4-24)	1985-86

Most Consecutive Home Losses

	11	Field house Record 2-12	1985-86

Attendance

	11,522	vs. Iowa (sellout)	2-18-96

Kohl Center Records

Individual Records All-Time Kohl Center Women's Basketball Record Jan. 1998-01: 42 wins, 11 losses (.792)

Most Points

Wisconsin	34	LaTonya Sims vs. UCSB (14 fg, 5ft)	11/20/98
	34	Jessie Stomski vs. OSU (12 fg, 10 ft)	2/12/99
Opponent	33	Lindsey Meder, IOWA (13 fg, 0 ft)	12/31/00

2-Point Goals

Wisconsin	13	LaTonya Sims vs. Ohio State (13-18)	2/25/01
	13	LaTonya Sims vs. UCSB (13-19)	11/20/98
Opponent	10	Andrea Garner, Penn State (10-17)	2/5/99

2-Point Attempts

Wisconsin	20	LaTonya Sims vs. MSU (9-20)	3/17/99
Opponent	21	Stephanie White, Purdue	2/15/98

Best Field Goal Percentage (8 attempts minimum)

Wisconsin	.714	Tamara Moore vs. Indiana St. (10-14)	3/11/99
Opponent	1.000	Chari Nordgaard, UW-GB (8-8)	11/22/98

3-Point Goals

Wisconsin	5	Kyle Black vs. UW-Green Bay (5-7)	1/7/01
		Katie Voigt vs. Michigan (5-9)	1/23/98
		Katie Voigt vs. Northwestern (5-10)	2/1/98
		Kelley Paulus vs. Indiana (5-8)	2/20/00
Opponent	7	Lindsey Meder, IOWA (7-12)	12/31/00
		Maxann Reese, Michigan State (7-11)	1/30/98

3-Point Attempts

Wisconsin	10	Katie Voigt vs. Northwestern (5-10)	2/1/98
Opponent	12	Lindsey Meder, IOWA (7-12)	12/31/00

Best Three Point Percentage (4 attempts minimum)

Wisconsin	*1.000	Kyle Black vs. Illinois (4-4)	1/4/00
Opponent	.636	Maxann Reese, Michigan State (7-11)	1/30/98

Free Throws

Wisconsin	15	Jessie Stomski vs. Indiana (15-21)	1/21/01
Opponent	9	Becky Cummings, MSU (9-12)	3/17/99

Free Throws Attempted

Wisconsin	21	Jessie Stomski vs. Indiana (15-21)	1/21/01
Opponent	14	Kristi Rohr, UCSB (7-14)	11/20/98

Best Free Throw Percentage (10 attempts minimum)

Wisconsin	1.000	Jessie Stomski vs. Michigan (10-10)	1/20/00
Opponent	.750	Becky Cummings, MSU (9-12)	3/17/99

Total Rebounds

Wisconsin	15	Jessie Stomski vs. Oklahoma	1/24/00
Opponent	15	Alicia Sheeler, Illinois	2/20/98
	15	Kristen Rasmussen, MSU	3/17/99

Defensive Rebounds

Wisconsin	12	Jessie Stomski vs. Michigan	1/15/99
	12	Jessie Stomski vs. Indiana State	3/11/99
Opponent	12	Kristen Rasmussen, MSU	3/17/99

Offensive Rebounds

Wisconsin	9	LaTonya Sims vs. Colorado State	3/25/00
Opponent	8	Tauja Catchings, Illinois	2/19/99

Assists

Wisconsin	8	Tamara Moore vs.Nebraska	11/29/00
		Dee Dee Pate vs. Michigan	1/20/00
Opponent	10	Helen Darling, Penn State	2/5/99

Blocked Shots

Wisconsin	3	Jessie Stomski vs. Indiana State	3/11/99
		three others tied at 3	
Opponent	5	Erin Skelly, Michigan State	3/22/00

Steals

Wisconsin	9	Tamara Moore vs. Evansville	12/14/00
Opponent	7	Semeka Randall, Tennessee	12/5/00

Team Records

	Wisconsin	Opponent
Total Points		
High	103 vs. UCSB 11/20/98	91 by Iowa 12/31/01
Low	52 vs. Penn State 2/6/00	43 by Indiana State 3/11/99
2-Point Goals		
High	36 vs. Bowling Green 11/15/99	28 by Penn St. 2/22/98
		28 by Bowling Green 11/15/99
		28 by Michigan State 2/13/00
Low	14 vs. Minnesota 2/3/00	11 by IUPUI 12/12/00
2-Point Attempts		
High	70 vs. Bowling Green 11/15/99	70 by Tennessee 12/5/00
Low	39 vs. Rutgers 1/17/99	42 by UW Green-Bay 11/22/99
Field Goal Percentage		
High	.604 vs. Iowa, 12/31/00	.585 by Rutgers 1/17/99
Low	.317 vs. Penn State 2/6/00	.257 by Fairfield 3/15/00
3-Point Goals		
High	8 vs. Northwestern 2/1/98	10 by Evansville, 12/14/00
Low	0 vs. Iowa 1/3/99	2 by Michigan State 3/17/99
	0 vs. Michigan State 3/17/99	Three others tied with 2
3-Point Attempts		
High	16 vs. Iowa 1/20/98	32 by Loyola (9-32), 12/5/00
Low	1 vs. Michigan State 2/7/99	5 by Illinois 1/4/00
3-Point Percentage		
High	1.000 vs Michigan St. 2/7/99	.533 by UW-Green Bay, 1/7/01
		.533 by Michigan St. 1/30/98
Low	.000 vs. Iowa (0-4) 1/3/99	.143 by Bowling Green 11/15/99
	.000 vs. Michigan St. (0-12) 3/17/99	
Free Throws		
High	35 vs. Fairfield 3/15/00	29 by Oklahoma, 11/24/00
Low	6 vs. Marquette 12/3/98	3 by Michigan State 3/22/00
Free Throws Attempted		
High	*47 vs. UC-SB 11/20/98	40 by UC-SB 11/20/98
Low	12 vs. UW-GB 11/22/98	6 by Northwestern 2/1/98
Low	12 vs. Penn State 2/5/99	6 by Michigan State 3/22/00

	Wisconsin	Opponent
Free Throw Percentage		
High	.952 vs. Michigan 1/20/00	.923 by Purdue 2/15/98
Low	.400 vs. Marquette 12/3/98	.267 by Michigan 1/23/98
Total Rebounds		
High	66 vs. Loyola, 12/5/00	53 by UC-SB 11/20/98
Low	17 vs. Rutgers 1/17/99	22 by Ohio State 2/25/01
Defensive Rebounds		
High	41 vs. Michigan 1/23/98	32 by UC-SB 11/20/98
Low	11 vs. Rutgers 1/17/99	10 by DePaul 3/19/00
Offensive Rebounds		
High	25 vs. IUPUI 12/12/00	24 by Tennessee 12/5/00
Low	6 vs. Rutgers 1/17/99	6 two teams
Assists		
High	24 vs. Northwestern 2/1/98	24 by UW-Green Bay 1/7/01
Low	8 vs. UC-SB 11/20/98	6 by IUPUI 12/12/00
Blocked Shots		
High	8 twice	5 by Purdue 12/28/00
Low	0 several times	0 several teams
Steals		
High	18 vs Bowling Green 11/15/98	17 by Tennessee 12/5/00
Low	4 vs. Michigan 1/23/98	3 by Michigan St. 1/30/98
Turnovers		
High	27 vs. UW Milwaukee 11/17/98	32 by UC-SB 11/20/98
Low	*9 vs. Michigan 1/23/98	6 by Michigan 1/23/98
	*9 vs. Michigan St. 1/30/98	
Fouls		
High	30 vs. Illinois 1/4/00	34 by UC-SB 11/20/98
Low	8 vs. Michigan State 2/13/00	12 by UW-GB 11/22/98

Attendance

*16,329 vs. Northwestern (Big Ten Record), 2/1/98

*Indicates School Record

Wisconsin's Post-Season Results

The Badger women have qualified for eight national post-season basketball championships in the 27-year history of the program.

In 1999 and 2000, the Badgers were one of 32 teams invited to the Women's National Invitational Tournament (WNIT). UW won the WNIT in 2000.

Wisconsin attended its fifth NCAA tournament in 2001, including four since 1995, and has a 2-5 overall record in NCAA play. Jane Albright's NCAA record while at Wisconsin is: 2-4; her career NCAA record is 4-8 overall, and 10-3 in the NWIT

2000-01	**NCAA Championship (Coach Albright)**		**East Region #7 seed/64**	**Site**	**UW Scoring Leaders**
	March 16	1st round: Missouri	L 68-71	Athens, GA	Jessie Stomski-29
1999-2000	**WNIT Championship (5-0) (Coach Albright)**				
	March 15	1st-Round: Fairfield	W 83-46	Madison, WI	Sims & Stomski-13
	March 19	2nd Round: DePaul	W 82-76	Madison, WI	Sims-20
	March 17	Quarters: Michigan State	W 77-45	Madison, WI	Sims-28
	March 20	Semifinals: Colorado State	W 78-60	Madison, WI	Paulus-18
	March 23	Championship: Florida	W 75-74	Madison, WI	Moore-25
1998-99	**WNIT Championship (4-1) (Coach Albright)**				
	March 11	1st-Round: Indiana State	W 80-43	Madison, WI	Moore-28
	March 14	2nd Round: Siena	W 107-85	Madison, WI	Sims-24
	March 17	Quarters: Michigan State	W 70-69 OT	Madison, WI	Sims-22
	March 20	Semifinals: Memphis	W 92-73	Madison, WI	Moore & Stomski-21
	March 23	Championship: Arkansas	L 64-67	Fayetteville, Ark.	Sims-21
1997-98	**NCAA Championship (0-1) (Coach Albright)**		**West Region #6 seed/64**		
	March 14	1st round: Virginia Tech	L 64-75	Gainesville, FL	Sims-20
1995-96	**NCAA Championship (1-1) (Coach Albright)**		**Mideast Region #6 seed/64**		
	March 15	1st round: Oregon	W 74-60	Nashville, TN	Franke-24
	March 17	2nd round: #12 Vanderbilt	L 94-82	Nashville, TN	Voigt-20
1994-95	**NCAA Championship (1-1) (Coach Albright)**		**Midwest Region #10 seed/64**		
	March 16	1st round: #23 Kansas	W 73-72	Lubbock, TX	Anderson-22
	March 18	2nd round: #5 Texas Tech	L 65-88	Lubbock, TX	Franke-23
1991-92	**NCAA Championship (0-1) (Coach Murphy)**		**West Region #6 seed/48**		
	March 18	1st round: Montana	L 74-85	Madison, WI	Threatt-20
1981-82	**AIAW Championship (1-1) (Coach Qualls)**		**MAIAW Regional Champions, 3-0; Top 16 teams to qualify for Natls**		
	March 21	1st round: Colorado	W 60-59	Austin, TX	J. Huff-12
	March 23	Quarterfinals: #6 Texas	L 61-73	Austin, TX	Pruitt-13

WISCONSIN'S NCAA TOURNAMENT RECORD: 2-5; First Round: 2-3; Second Round: 0-2

YEAR – OPP	Result	FG-FGA	3P-3PA	FT-FTA	PTS	REB	PF	AST	TO	BL	ST
'01–Missouri	#25 UW	27-55	4-9	10-15	68	40	12	13	21	3	7
L 68-71	Missouri	29-71	8-20	5-6	71	35	13	15	13	7	12
YEAR – OPP	**Result**	**FG-FGA**	**3P-3PA**	**FT-FTA**	**PTS**	**REB**	**PF**	**AST**	**TO**	**BL**	**ST**
'98–Virgina Tech	#23 UW	23-65	3-10	15-28	64	50	19	9	16	4	10
L 64-75	Virginia Tech	23-51	2-8	27-31	75	37	22	14	17	1	8
YEAR – OPP	**Result**	**FG-FGA**	**3P-3PA**	**FT-FTA**	**PTS**	**REB**	**PF**	**AST**	**TO**	**BL**	**ST**
'96–Oregon	UW	28-58	4-8	14-17	74	33	13	18	11	2	12
W 74-60	Oregon	21-50	5-8	13-18	60	30	17	7	18	5	5
'96–Vanderbilt	UW	27-67	3-8	25-29	82	39	23	13	16	1	13
L 82-96	#12 Vanderbilt	33-52	6-11	24-34	96	30	18	27	20	10	8
YEAR – OPP	**Result**	**FG-FGA**	**3P-3PA**	**FT-FTA**	**PTS**	**REB**	**PF**	**AST**	**TO**	**BL**	**ST**
'95–Kansas	UW	29-63	5-11	10-15	73	35	13	15	15	1	6
W 73-72	#23 Kansas	28-60	5-13	14-18	72	35	16	10	16	3	8
'95–Texas Tech	UW	22-61	9-23	12-19	65	38	18	11	19	2	7
L 65-88	#5 Texas Tech	35-74	3-7	15-19	88	48	14	25	9	2	12
YEAR – OPP	**Result**	**FG-FGA**	**3P-3PA**	**FT-FTA**	**PTS**	**REB**	**PF**	**AST**	**TO**	**BL**	**ST**
'92–Montana	UW	26-71	6-29	16-24	74	40	24	16	20	5	14
L 74-85	Montana	34-66	3-7	14-22	85	47	21	13	25	2	10

Other Wisconsin Team Notes

Wisconsin vs. Nationally-Ranked Opponents

2/18/01	W	86-75	PENN STATE (18th)
1/28/01	L	75-70 OT	at Purdue (6th)
12/28/00	L	58-70	at Purdue (8th)
12/3/00	L	66-90	at Tennessee (2nd)
11/24/00	W	97-77	OKLAHOMA(12th)
11/22/00	L	56-83	NOTRE DAME (5th)
11/18/00	L	57-71	vs. Oregon (24th)
(at NCState Glaxco Tournament, Anchorage, AL)			
3/3/00	L	65-74	at Purdue (18th)
2/6/00	L	62-57	PENN STATE (6th)
1/30/00	L	54-68	at Penn State (7th)
1/4/00	L	74-80	at Illinois (15th)
12/30/99	L	58=83	PURDUE (13th)
12/5/99	L	62-85	TENNESSEE (3rd)
11/27/99	L	61-63	at Rutgers (8th)
11/21/99	W	92-85 OT	NEBRASKA (24th)
2/5/99	L	71-73 OT	PENN STATE (18th)
1/29/99	L	61-91	at Penn State (21st)
1/24/99	L	56-76	at Purdue (3rd)
1/17/99	L	62-78	RUTGERS (13th)
1/5/99	L	55-70	at Ohio State (23rd)
12/5/98	L	70-84	vs. Texas Tech (12th)
11/29/98	L	66-78	at Stanford (25th)
11/20/98	W	103-90	SANTA BARBARA (22nd)
2/20/98	W	73-69	ILLINOIS (9th)
1/11/98	W	80-66	W. KENTUCKY (19th)
1/6/98	L	65-70	at Purdue (23rd)
1/4/98	W	74-64 OT	at Georgia (17th) CBS
12/20	L	66-87	vs. Tennessee **(NO. 1)** ESPN2
(at Great Alaska Shootout, Anchorage, AL)			
12/30/98	L	75-83	at Illinois (13th)
11/21/97	**W**	**90-82**	**STANFORD (4th)**
(win over highest ranked opponent)			
2/21/97	L	78-82	at Illinois (17th)
2/4/97	L	74-78	at Tennessee (9th)
12/27/96	W	83-77	PENN STATE (15th)
12/13/96	L	67-74	GEORGIA (4th) ESPN2
12/9/96	**W**	**81-69**	**at Notre Dame (10th)**
(win over highest ranked opponent on the road)			
3/17/96	L	82-96	at Vanderbilt (12th) ESPN
(at Nashville, NCAA Mideast Subregional)			
2/18/96	L	63-67	at Iowa (7th)
2/8/96	L	61-72	at Tennessee (6th)
2/2/96	W	69-68	at Northwestern (23rd)
1/28/96	W	87-69	PENN STATE (10th)
1/26/96	W	98-95 2OT	at Purdue (21st)
1/5/96	L	48-68	at Iowa (11th)
12/3/95	L	69-77	at Texas Tech (10th)
(at Rice Invitational, Dallas, TX)			
3/18/95	L	65-88	at Texas Tech (5th)
(at Lubbock, TX, NCAA Mideast Subregional)			
3/16/95	W	73-72	vs. Kansas (23rd)
(at Lubbock, TX, NCAA Mideast Subregional)			
1/29/95	L	55-58	at Penn State (10th)
1/27/95	L	66-68	at Purdue (19th)
1/8/95	W	76-69	OHIO STATE (22nd)
3/6/94	L	45-93	at Purdue (10th)
2/23/94	L	59-88	PENN STATE (2nd)
2/6/94	L	64-77	PURDUE 12th)
1/30/94	L	53-73	at Penn State **(NO. 1)**
1/28/94	W	99-73	at Ohio State (17th)
1/23/94	L	85-101	at Northwestern (19th)
1/7/94	L	67-74	at Iowa (2nd)
2/28/93	L	66-95	at Penn State (6th)
2/26/93	L	58-95	at Ohio State (7th)
1/31/93	L	73-90	PENN STATE (6th)
1/29/93	L	66-70	OHIO STATE (6th)
1/8/93	L	39-65	at Iowa (5th)



A game-winning basket at the buzzer by Sharon Johnson allowed the Badger team to advance to its first-ever NCAA second round with a 73-72 win over 23rd-ranked Kansas in the 1995 NCAA tournament in Lubbock, Texas.

3/8/92	L	36-63	at owa (8th)
2/21/92	W	80-69	PURDUE (9th)
2/7/92	W	74-58	IOWA (5th)
2/2 /92	L	75-86	at Penn State (8th)
1/31/92	W	91-89	NORTHWESTERN (22nd)
1/26/92	L	56-82	at Purdue (12th)
11/29/91	W	70-63	vs. Auburn (11th)
(at Salt Lake City, Utah's Rainbo Classic)			
3/9/91	L	76-85OT	at Iowa (24th)
2/22/91	L	53-93	at Purdue (6th)
2/15/91	L	72-93	at Northwestern (19th)
2/10/91	W	78-75	MICHIGAN ST (23rd)
1/27/91	L	87-97	PURDUE (23rd)
1/18/91	L	85-86	at Northwestern (15th)
1/2/91	W	78-67	IOWA (15th)
11/23/90	L	91-99OT	vs. Washington (13th)
(at Boulder, CO, Coors Classic)			
3/4/90	L	60-77	IOWA (11th)
2/23/90	L	63-81	at Purdue (15th)
2/9/90	L	62-73	NORTHWESTERN (15th)
2/2/90	L	52-84	at Iowa (13th)
1/28/90	L	72-92	PURDUE (10th)
1/12/90	L	57-72	at Northwestern (25th)
3/8/89	L	61-77	OHIO STATE (15th)
2/27/89	W	81-67	PURDUE (11th)
2/3/89	L	57-67	IOWA (7th)
1/15/89	L	56-69	PURDUE (9th)
11/25/88	L	62-119	at Stanford (8th)
3/12/88	L	50-98	at Iowa (2nd)
2/19/88	L	70-87	OHIO STATE (9th)
1/24/88	L	54-84	at Ohio State (8th)
1/8/88	L	59-79	IOWA **(NO. 1)**
11/27/87	L	66-86	at Duke (16th)
3/7/87	L	56-78	at Iowa (10th)
2/13/87	L	62-97	at Ohio State (12th)
2/8/87	L	49-89	ILLINOIS (19th)
1/9/87	L	67-82	at Illinois (17th)
1/2/87	L	44-83	IOWA (14th)

Games at home indicated by CAPS

BADGER RECORDS VS. NATIONALLY RANKED OPPONENTS

Games Won: 23
Games Lost: 73
Vs. No. 1 Ranked Opponents: 0-3

Wisconsin's Century Games

(Record 15-4)

2000-01	11/19 vs. Elon, 102-49	W
	12/5 vs. Loyola (Chicago), 101-53	W
1998-99	11/20 vs. UC-Santa Barbara, 103-90	W
	3/14 vs. Siena NIT, 107-85	W
1996-97	11/30 at UC-Santa Barbara, 100-95	W
	2/11 vs. Cleveland State, 103-64	W
1993-94	12/9 vs. UW-Milwaukee, 108-58	W
	12/13 at UI-Chicago, 101-72	W
	1/23 vs. Northwestern, 85-103	L
1992-93	2/19 vs. Northwestern, 90-103	L
1991-92	12/13 vs. W. Illinois, 112-69	W
1990-91	12/9 at Creighton, 101-93	W
	1/6 vs. Minnesota, 102-77	W
	2/1 at Indiana, 86-103	L
	2/8 vs. Michigan, 101-88	W
1987-88	12/4 at Florida State, 67-100	L
1982-83	12/5 vs. Bradley, 123-79	W**
1978-79	12/13 vs. UW-Milwaukee, 115-50	W
1977-78	12/14 vs. DePaul, 106-55	W
	1/17 vs. Northern Illinois, 100-42	W

** 123 is the UW women's school record for most points
% 115-50 (65 difference) is the UW women's record for largest winning margin

Wisconsin in Big Ten Openers

(Record 7-12 since 1982)

12/28/00	L	58-70	PURDUE (8th-ranked)
12/30/99	L	58-83	PURDUE (13th-ranked)
12/28/98	W	70-59	MINNESOTA
12/28/97	L	71-86	at Penn State
12/27/96	W	83-77	PENN STATE (15th-ranked)
12/27/95	W	89-48	MICHIGAN
12/28/94	W	85-71	at Michigan
1/7/94	L	67-74	IOWA (2nd-ranked)
1/8/93	L	39-65	at Iowa (5th-ranked)
1/10/92	L	52-77	at Indiana
1/2/91	W	78-67	IOWA (5th ranked)
1/5/90	L	80-92	INDIANA
1/6/89	L	55-73	at Indiana
1/8/88	L	59-79	IOWA (1st-ranked)
1/2/87	L	44-83	IOWA (14th-ranked)
1/5/86	L	64-68	at Northwestern
1/6/85	L	58-76	NORTHWESTERN
1/6/84	W	92-62	PURDUE
1/7/83	W	58-55	at Purdue

Wisconsin on the Road

The best overall road record in program history was 10-4 in 1982-83, when the program was 19-8 overall and 6-3 in Big Ten road games. Including the 1983 through 2000 seasons, the Badgers are 41-115 in Big Ten road games. Overall, the cumulative game road figure is 95-166, since 1982-83.

All-Time Points Scored & Allowed

Year	Overall (Pct.)	PTS SCORED	PTS. ALLOWED
Coach: Marilyn Harris (two years—16-20 .444)			
1974-75	11-7 (.611)	955 (53.1)	959 (53.3)
1975-76	5-13 (.277)	785 (43.6)	1212 (67.3)
Coach: Edwina Qualls (ten years—131-141 .482 Big Ten Record 31-41 .430); AIAW 1-1			
1976-77	7-14 (.333)	1281(61.0)	1332 (63.4)
1977-78	14-10 (.583)	1715 (71.4)	1490 (62.0)
1978-79	13-11 (.541)	1685 (70.2)	1573 (65.5)
1979-80	11-16 (.407)	1794 (66.4)	1877 (69.5)
1980-81	13-18 (.419)	2225 (71.8)	2137 (68.9)
1981-82	21-13 (.618)	2426 (71.4)	2209 (65.0)
1982-83*	19-8 (.704)	2006 (74.3)	1752 (64.9)
1983-84	18-10 (.642)	1832 (65.4)	1676 (59.9)
1984-85	11-17 (.393)	1789 (63.9)	1910 (68.2)
1985-86	4-24 (.143)	1645 (58.8)	1968 (70.3)
Coach: Mary Murphy (eight years—87-135 .392 Big Ten Record 44-100 .305); NCAA 0-1			
1986-87	9-19 (.321)	1777 (63.5)	2079 (74.3)
1987-88	4-24 (.143)	1775 (63.4)	2073 (74.0)
1988-89	13-14 (.481)	1805 (66.9)	1895 (70.2)
1989-90	8-20 (.286)	1936 (69.1)	2089 (74.6)
1990-91	13-15 (.464)	2288 (81.7)	2339(83.5)
1991-92	20-9 (.690)	2207 (76.1)	2024 (69.8)
1992-93	7-20 (.259)	1858 (68.8)	2106 (78.0)
1993-94	13-14 (.481)	2018 (74.7)	1975 (73.2)
Coach: Jane Albright (six years—135-74 (.646) Big Ten Record 66-43 (.616); NCAA 2-4			
1994-95	20-9 (.690)	2125 (73.3)	1958 (66.8)
1995-96	21-8 (.724)	2275 (78.4)	1941 (66.9)
1996-97	16-11 (.593)	1991 (73.7)	1868 (69.2)
1997-98	21-10 (.677)	2337 (75.4)	2142 (69.2)
1998-99	18-14 (.518)	2354 (73.6)	2275 (71.1)
1999-00	21-12 (.636)	2345 (71.1)	2181 (66.1)
2000-01	18-10 (.643)	2135 (76.2)	11863 (66.5)
Program Totals	**27 years**	**369-370 (.499)**	
Big Ten Totals	**19 years**	**144-184 (.439)**	
Home Totals	**27 years**	**210-123 (.631)**	

Wisconsin's History in the Polls

2000-01 (14 weeks)

	AP	Rec.	USA
11/7	18th	0-0	23rd
11/13	16th	0-0	–
11/20	19th	1-1	–
11/27	18th	2-2	–
12/4	22nd	3-3	25th
12/11	23rd	4-3	–
12/18	24th	5-3	–
12/25	–(26)	5-3	–
12/31	–(26)	6-4	–
1/7	–	7-5	–
1/15	–	8-6	–
1/22	–	11-6	–
1/29	25th	12-7	–
2/5	20th	14-7	–
2/11	22nd	15-8	–
2/19	21st	16-8	25th
2/25	20th	18-8	24th
3/5/	25th	18-9	25th
3/11	24th (final)	18-9	NR
4/2	24th	18-10	NR

1999-00 (1 week)

11/22	25th	2-0	NR

1998—99 (4 weeks)

11/9	–	0-0	23rd
11/16	25th	1-0	23rd
11/23	23rd	2-0	20th
12/4	–	4-1	21st

1997—98 (16 weeks)

11/12	T25th	0-0	NR
11/19	NR	0-0	NR
11/24	23rd	1-0	23rd
12/1	19th	4-0	19th
12/8	17th	5-0	15th
12/15	9th	7-0	10th
12/22	8th	9-1	8th
12/29	11th	9-2	10th
1/5	15th	10-2	12th
1/12	14th	12-4	11th
1/18	17th	13-5	15th
1/26	20th	15-6	18th
2/1	16th	17-6	15th
2/8	19th	17-7	19th
2/16	23rd	18-8	22nd
2/23	24th	20-8	21st
3/2	NR	21-9	23rd
3/8	NR	21-9	24th
3/31	NR	21-10	NR

1996—97 (13 weeks)

11/12	22nd	0-0	19th
11/19	23rd	1-0	20th
11/25	23rd	3-0	19th
12/3	23rd	5-0	18th
12/9	19th	7-0	13th
12/16	18th	7-1	13th
12/23	16th	7-1	12th
12/30	20th	8-2	13th
1/6	17th	10-2	11th
1/13	20th	10-3	14th
1/20	16th	12-3	14th
1/27	16th	14-3	10th
2/4	23rd	14-5	16th
2/10	NR	14-7	22nd
2/17	NR	16-8	NR

1995-96 (18 weeks)

11/14	22nd	0-0	NR
11/20	21st	0-0	NR
11/27	20th	0-0	NR
12/4	18th	3-1	NR
12/10	17th	5-1	NR
12/17	17th	6-1	24th
12/26	17th	6-1	22nd
1/2	18th	8-1	21st
1/8	17th	9-2	21st
1/15	14th	11-2	18th
1/22	13th	14-2	15th
1/29	10th	16-2	12th
2/5	8th	18-2	11th
2/11	11th	18-4	14th
2/19	13th	19-5	14th
2/26	15th	20-6	15th
3/4	17th	20-7	20th
3/31	18th	21-8	20th

1994—95 (2 weeks)

1/9	24th	11-2	23rd
1/17	NR	11-3	25th
1/23	NR	13-3	22nd
1/30	NR	13-5	23rd
2/6	25th	15-5	21st
2/13	NR	16-6	24th
2/20	NR	18-6	24th

1991—92 (5 weeks)

2/10	25th	14-5	NR
2/17	24th	16-5	23rd
2/24	22nd	18-5	21st
3/3	23rd	18-6	21st
3/9	25th	19-7	NR

The 2000-01 Badgers were ranked in the national polls for 14 weeks and finished the season ranked No. 24 in the Associated Press media poll.

Wisconsin's History in Tournaments

2000—2001

NC State Tournament, Lincoln, NE	1-1	3rd
Coaches vs. Cancer Tourney, Madison, WI	1-1	3rd
Big Ten Tournament	0-1	T5th
NCAA Tournament	0-1	1st Rnd

1999—2000

Nebraska Tournament, Lincoln, NE	2-0	1st
Big Ten Tournament, Indianapolis, IN	1-1	T5th
WNIT Tournament (Champions)	5-0	1st

1998—99

Rice Tournament, Houston, TX	1-1	3rd
Big Ten Tournament, Indianapolis, IN	0-1	T5th
WNIT Tournament (Runnerup Champions)	4-1	2nd

1997—98

Maine Tournament, Orono, ME	2-0	1st
Northern Lights Tournament, Anchorage, AK	2-1	2nd
Big Ten Tournament, Indianapolis, IN	1-1	T5th
NCAA Tournament	0-1	1st Rnd

1996—97

UC-Santa Barbara Shootout, Santa Barbara, CA	2-0	1st
Big Ten Tournament, Indianapolis, IN	0-1	T9th

1995—96

Texas Tech Tournament, Lubbock, TX	1-1	2nd
Big Ten Tournament, Indianapolis, IN	0-1	T5th
NCAA Tournament	1-1	2nd Rnd

1994—95

St. Mary's Thanksgiving Classic, Moraga, CA	2-0	1st
Arkansas Dial Classic, Fayetteville, AR	1-1	3rd
Big Ten Tournament, Indianapolis, IN	0-1	T5th
NCAA Tournament	1-1	2nd Rnd

1993—94

Brown University, Providence, RI	1-1	3rd

1992—93

Memphis State, Memphis, TN	1-1	3rd

1991—92

University of Utah, Salt Lake City, UT	1-1	2nd
NCAA Tournament	0-1	1st Rnd

1990—91

University of Colorado, Boulder, CO	1-1	3rd

1989—90

Texas A & M, College Station, TX	0-2	4th
Princeton University, Princeton, NJ	1-1	3rd

1987—88

Florida State, Tallahassee, FL	0-2	4th

1986—87

University of Cincinnati, Cincinnati, OH	1-1	2nd

1985—86

University of Virginia, Charlottesville, VA	0-2	4th
Badger Invitational, Madison, WI	1-1	2nd

1984—85

University of Nebraska, Lincoln, NE	0-2	4th
Louisiana Tech, Ruston, LA	1-1	3rd

1983—84

University of Kentucky, Lexington, KY	0-2	4th
University of Miami Classic, Miami, FL	0-2	—

1981—82

Drake University, Des Moines, IA	1-1	—
Dartmouth University, Hanover, NH	2-0	1st
Big Ten Championship, East Lansing, MI	1-1	T5th
MAIAW Regional, Terre Haute, IN	3-0	1st
AIAW Quarterfinals, Austin, TX	1-1	Top 8

1980—81

Drake University, Des Moines, IA	1-2	
Badger Invitational, Madison, WI	1-1	2nd
Big Ten Tournament, Evanston, IL	1-1	T5th

1979—80

William Penn College, Oskaloosa, IA	2-1	2nd
Big Ten Tournament, Madison, WI	0-1	T5th
MAIAW Regional, Terre Haute, IN	0-1	T7th

1978—79

Badger Invt., UW-Madison, Madison, WI	1-1	3rd
Big Ten Tournament, Bloomington, IN	0-1	T7th
WWIAC State Tournament, Oshkosh, WI	2-1	2nd

1977—78

S.Illinois Saluki Invitational, Carbondale, IL	0-2	4th
Big Ten Tournament, West Lafayette, IN	0-1	T7th
WWIAC State Tournament, Eau Claire, WI	3-0	1st
MAIAW Regional, East Lansing, MI	2-1	T5th

1976—77

Big Ten Tournament, West Lafayette, IN	0-2	T8th
WWIAC State Tournament	0-2	—

1975—76

Big Ten Tournament, West Lafayette, IN	0-3	8th

Wisconsin's All-Time Program Marks and Coaching Records

Marilyn Harris
1974–76
16-20 (2 years)

Edwina Qualls
1976–86
131-141 (10 years)

Mary Murphy
1986–94
87-135 (8 years)

Year	Overall	(Pct.)	Home	Away	(BT away)	Big Ten		BT Finish	Regional	Nationals
Coach: Marilyn Harris (two years—16-20 .444)										
1974–75	11-7	(.611)	6-2	5-5						
1975–76	5-13	(.277)	3-4	2-9						
Coach: Edwina Qualls (ten years—131-141 .482; Big Ten Record 31-41 .430); AIAW 1-1										
1976–77	7-14	(.333)	3-4	4-10				8th (Tie)		
1977–78	14-10	(.583)	5-5	9-5				7th (Tie)	MAIAW-5th (Tie)	
1978–79	13-11	(.541)	7-3	6-8				7th (Tie)		
1979–80	11-16	(.407)	4-4	7-12				5th (Tie)	MAIAW-7th (Tie)	
1980–81	13-18	(.419)	6-6	7-12				5th (Tie)		
1981–82	21-13	(.618)	9-1	11-12				5th (Tie)	MAIAW-1stQuarterfinals (AIAW)	
1982–83*	19-8	(.704)	9-4	10-4	(6-3)	11-7	(.611)	5th		
1983–84	18-10	(.642)	12-1	6-9	(5-4)	13-5	(.722)	2nd		
1984–85	11-17	(.393)	7-6	4-11	(2-7)	6-12	(.333)	7th (Tie)		
1985–86	4-24	(.143)	2-12	2-12	(0-9)	1-17	(.055)	10th		
Coach: Mary Murphy (eight years—87-135 .392; Big Ten Record 44-100 .305); NCAA 0-1										
1986–87	9-19	(.321)	4-10	5-9	(2-7)	4-14	(.222)	8th (Tie)		
1987–88	4-24	(.143)	3-10	1-14	(1-8)	2-16	(.111)	10th		
1988–89	13-14	(.481)	10-4	3-10	(0-9)	5-13	(.277)	8th (Tie)		
1989–90	8-20	(.286)	5-9	3-11	(1-8)	3-15	(.166)	9th (Tie)		
1990–91	13-15	(.464)	10-4	3-11	(0-9)	7-11	(.388)	7th		
1991–92	20-9	(.690)	12-3	8-6	(5-4)	13-5	(.722)	3rdNCAA-West		1st round (NCAA)
1992–93	7-20	(.259)	5-8	2-12	(1-8)	4-14	(.222)	10th		
1993–94	13-14	(.481)	9-6	4-8	(2-7)	6-12	(.333)	9th		
Coach: Jane Albright [seven years—135-74 (.646); Big Ten Record 69-43 (.616); NCAA 2-4										
1994–95	20-9	(.690)	11-1	9-8	(4-4)	11-5	(.688)	3rd	NCAA-Midwest	2nd round (NCAA)
1995–96	21-8	(.724)	10-2	11-6	(5-3)	12-4	(.750)	3rd	NCAA-Mideast	2nd round (NCAA)
1996–97	16-11	(.593)	9-3	7-8	(2-6)	8-8	(.500)	T6th		
1997–98	21-10	(.677)	11-1	10-9	(2-6)	9-7	(.562)	6th	NCAA-West	1st Round (NCAA)
1998–99	18-14	(.518)	15-3	3-11	(2-6)	9-7	(.562)	T4th		WNIT 2nd Place
1999–00	21-12	(.636)	12-4	6-7	(3-5)	8-8	(.500)	T5th		WNIT Champions
2000–01	18-10	(.643)	11-3	7-7	(5-3)	12-4	(.750)	T2nd	NCAA East	1st Round (NCAA)

Program Totals 27 years 369-370(.499)
Big Ten Totals 19 years 144-184(.439)
Home Totals 27 years 210–123(.631)

* 1982–83 was the first season of Big Ten Round Robin Competition and the first season of NCAA affiliation. 1994–95 was the first year for the Big Ten Tournament which determines the automatic conference qualifier to the NCAA Championship. Regional competition was held from 1975–82, while national championships were directed by the Association of Intercollegiate Athletics for Women (AIAW) prior to sponsorship by the NCAA. NCAA Subregionals began in 1995.

UW Basketball Attendance

Wisconsin Season Attendance Averages

Year	Record	Atten./Games	Avg.	Big Ten/Games	Avg.	Record	Place
1974–75	11-7	No record					
1975–76	5-13	No record					
1976–77	7-14	No record					
1977–78+	14-10	12,231/10	1,223				
1978–79	13-11	4,979/10	498				
1979–80	11-16	3,246/8	406				
1980–81	13-18	4,408/12	367				
1981–82	21-13	4,873/11	443				
1982–83@	19-8	9,589/13	738	7,724/9	858	11-7	5th
1983–84	18-10	9,776/13	752	8,628/9	959	13-5	2nd
1984–85	11-17	8,562/13	659	6,225/9	692	6-12	Tie 7th
1985–86	4-24	8,704/14	522	4,971/9	552	1-17	10th
1986–87	9-19	14,112/14	1,008	9,349/9	1,039	4-14	Tie 8th
1987–88	4-24	10,718/13	824	8,221/9	913	2-16	10th
1988–89	13-14	13,700/14	979	10,575/9	1,175	5-13	8th
1989–90	8-20	15,478/14	1,106	11,699/9	1,300	3-15	9th
1990–91	13-15	16,915/14	1,208	13,470/9	1,497	7-11	7th
1991–92	20-9	38,631/14	2,759	27,102/9	3,011	13-5	3rd
1992–93	7-20	20,310/12	1,692	16,891/9	1,877	4-14	10th
1993–94	13-14	26,553/15	1,770	19,478/9	2,164	6-12	9th
1994–95	20-9	59,329/12	4,944	52,686/8	6,586	11-5	3rd
1995–96	21-8	94,604/12	7,884	67,464/8	8,433	12-4	3rd
1996–97	16-11	102,426/12	8,536	70,795/8	8,849	8-8	Tie 6th
1997–98	21-10	125,464/12	10,455	99,797/8	12,474	9-7	6th
1998–99	18-14	136,182/18	7,566	71,504/8	8,938	9-7	Tie 4th
1999–00	21-12	123,712/16	7,732	68,978/8	8,622	8-8	Tie 5th
2000–01	18-10	100,083/14	7,149	61,158/8	7,645	12-4	Tie 2nd

+Attendance figure in 1977–78 reflects three double-header games with the UW men's team
@1982–83 was the first year of official Big Ten round robin competition

BIG TEN CONFERENCE™

Women's collegiate basketball attendance has increased for 17-straight years, and Wisconsin is one of the reasons ranking among the top eight in attendance nationally since 1995.

UW led the Big Ten Conference for four of the past seven years, and set school attendance records for total attendance with 136,182 in 1999, the third most total fans in the nation behind Tennessee and Connecticut.

The Badgers set a Big Ten single game mark of 16,329 in 1998, and have helped the Big Ten Conference lead the nation in attendance for seven of the past nine years.

The 1997–98 Badgers also set cumulative and conference-only games attendance marks with a record average 12,474 in eight Big Ten games. UW set its first five-figure average with 10,455 per game also in 1998.

Wisconsin's Top Single Game Attendance Figures

Attendance		Date	Opponent	W/L	Score
1.	16,329 (KC)	2/1/98	Northwestern	W	95-64
2.	16,296 (KC)	1/20/98	Iowa	L	63-66
3,	16,236 (KC)	2/15/98	Purdue	W	80-69
4.	12,594 (KC)	2/22/98	Penn State	W	83-75
5.	13,006 (KC)	3/29/00	Florida	W	75-74
6.	11,861	12/5/99	Tennessee	L	62-85
7	11,522 (sellout FH)	2/18/96	Iowa	L	63-67
8.	11,506 (sellout FH)	2/8/96	Tennessee	L	61-72
9.	11,500 (sellout FH)	2/12/95	Michigan State	L	62-78
10.	11,267 (KC)	2/20/98	Illinois	W	73-69
11.	11,212	1/19/97	Ohio State	W	67-61
12.	10,908	2/26/95	Michigan	W	80-64
13.	10,734 (KC)	2/19/99	Illinois	W	82-78 OT
14.	10,505	1/28/96	Penn State	W	87-69
15.	10,399	1/23/00	Ohio State	W	79-59
16.	10,384 (KC)	1/17/99	Rutgers	L	62-78
17.	10,295 (KC)	1/23/98	Michigan	W	79-63
18.	10, 227	2/13/00	Michigan State	W	77-69
19.	9,863	12/13/96	Georgia	L	74-81
20.	9,807 (KC)	1/30/98	Michigan State	W	72-65
21.	9,638	2/11/97	Iowa	W	59-56
22.	9,495	2/16/96	Ohio State	W	79-67
23.	9,346	2/5/95	Minnesota	W	79-78 OT
24.	9,163 (KC)	2/5/99	Penn State	L	71-73 OT
25.	9,133 (KC)	2/20/00	Indiana	W	76-61
26.	9,100 (KC)	1/21/01	Indiana	W	69-62

UW set a BIG TEN SINGLE GAME RECORD of 16,329 vs. Northwestern at the Kohl Center arena.
The Field House record of 11,522 was an advanced sellout vs. Iowa on 2/18/96.
The Kohl Center opened in January of 1998. The Badgers used the UW Field House (FH) from their first year of competition in 1974 to Jan. 1998, with two additional WNIT games played at the FH in 1999.

2000-01 National Attendance Averages

School	Total/Games	Avg. Att.
1. Tennessee	232,646/15	15,510
2. Texas Tech	202,562/16	12,660
3. Connecticut	171,713/14	12,265
4. Iowa State	181,924/16	11,370
5. New Mexico	182,961/21	8,712
6. SW Missouri St	134,964/16	8,435
7. Purdue	116,568/16	7,286
8. Wisconsin	100,083/14	7,149
9. Notre Dame	95,635/15	6,376
10. Ohio State	106,354/17	6,256
11. Penn State	79,186/13	6,091
12. Texas	92,743/16	5,796
13. Oregon	66,955/13	5,150
14. Iowa	70,190/14	5,014
15. Duke	69,390/15	4,626
16. Illinois	64,107/14	4,579
17. Oklahoma	61,142/14	4,367
18. Nebraska	58,854/14	4,204
19. Washington	62,685/15	4,179
20. Old Dominion	61,420/15	4,095
21. Rutgers	61,194/15	4,080
22. Louisiana Tech	71,840/18	3,991
23. Georgia	57,652/15	3,843
24. Stanford	53,006/15	3,534
25. Virginia	52,212/15	3,481
26. Montana	51,738/15	3,449
27. Kansas State	44,516/13	3,424
28. Drake	40,799/12	3,400
29. Clemson	42,732/13	3,287
30. Arkansas	42,208/13	3,247

2000-01 Final Statistics

Cumulative Statistics

Overall Record: 18-10; Non-Conference 6-4; Home 11-3; Away 7-6

					TOTAL			3-PTS						REBOUNDS									
##	Player	GP-GS	Min	Avg	FG	FGA	Pct	3FG	FGA	Pct	FT	FTA	Pct	Off	Def	Tot	Avg	PF/FO	A	TO	Blk	Stl	Pts	Avg
41	Stomski, Jessie	28-28	888	31.7	180	323	.557	1	5	.200	93	149	.624	80	148	228	8.1	75/2	73	69	12	26	454	16.2
25	Sims, LaTonya	28-28	844	30.1	153	332	.461	20	69	.290	80	104	.769	82	97	179	6.4	57/1	58	71	18	29	406	14.5
30	Moore, Tamara	28-28	869	31.0	122	271	.450	21	63	.333	89	122	.730	36	93	129	4.6	77/2	151	116	19	100	354	12.6
55	Smith, Nina	27-26	696	25.8	128	215	.595	2	8	.250	64	107	.598	61	109	170	6.3	100/6	32	80	24	23	322	11.9
32	Black, Kyle	28-28	800	28.6	83	191	.435	54	133	.406	34	46	.739	11	38	49	1.8	39/1	62	42	2	31	254	9.1
44	Ashbaugh, Emily	27-2	420	15.6	37	78	.474	0	0	.000	19	27	.704	25	58	83	3.1	46/0	12	25	9	6	93	3.4
43	Seeger, Kristi	28-0	294	10.5	29	57	.509	3	13	.231	14	22	.636	26	38	64	2.3	16/0	12	25	5	10	75	2.7
22	Hefte, Leah	28-0	247	8.8	16	49	.327	10	29	.345	15	23	.652	2	21	23	0.8	20/0	16	22	1	8	57	2.0
45	Bird, Krista	20-0	160	8.0	17	45	.378	1	2	.500	3	7	.429	8	21	29	1.5	24/0	5	15	1	4	38	1.9
01	Smith, Candas	28-0	324	11.6	16	35	.457	4	11	.364	15	20	.750	4	19	23	0.8	28/1	40	42	0	20	51	1.8
52	Jirovec, Sarah	13-0	54	4.2	7	12	.583	1	1	1.000	4	6	.667	2	9	11	0.8	1/0	1	1	1	0	19	1.5
03	Klongland, Rachel	8-0	45	5.6	3	14	.214	2	11	.182	2	4	.500	1	2	3	0.4	1/0	5	4	0	0	10	1.3
11	Ebeling, Judy	7-0	27	3.9	0	4	.000	0	1	.000	2	21	.000	0	2	2	0.3	1/0	2	1	0	2	2	0.3
12	Simmons, Abby	2-0	4	2.0	0	1	.000	0	0	.000	0	0	.000	0	1	1	0.5	0/0	0	0	0	0	0	0.0
02	Liegel, Jessica	2-0	3	1.5	0	0	.000	0	0	.000	0	0	.000	1	0	1	0.5	0/0	0	0	0	0	0	0.0
TEAM															46	61	107	3.8			6			
Total		**28**			**791**	**1627**	**.486**	**119**	**346**	**.344**	**434**	**639**	**.679**	**385**	**717**	**1102**	**39.4**	**485/13**	**469**	**519**	**92**	**259**	**2135**	**76.2**
Opponents		28			678	1690	.401	147	428	.343	360	494	.729	372	572	944	33.7	536/	389	497	95	249	1863	66.5

SCORE BY PERIODS:	1st	2nd	OT	Total
Wisconsin	998	1115	22	2135
Opponents	841	989	33	1863

DEADBALL REBOUNDS:	OFF	DEF	TOTAL
Wisconsin	71	6	77
Opponents	53	11	64

Big Ten Conference Statistics

Big Ten Record: 12-4; T-2nd place

					TOTAL			3-PTS						REBOUNDS									
##	Player	GP-GS	Min	Avg	FG	FGA	Pct	3FG	FGA	Pct	FT	FTA	Pct	Off	Def	Tot	Avg	PF/FO	A	TO	Blk	Stl	Pts	Avg
41	Stomski, Jessie	16-16	491	30.7	95	172	.552	0	3	.000	61	91	.670	41	83	124	7.8	46/1	42	36	7	21	251	15.7
25	Sims, LaTonya	16-16	494	30.9	96	190	.505	13	40	.325	42	54	.778	49	63	112	7.0	27/0	36	33	15	17	247	15.4
30	Moore, Tamara	16-16	496	31.0	67	147	.456	16	38	.421	46	60	.767	17	52	69	4.3	43/1	95	60	14	44	196	12.3
55	Smith, Nina	15-14	369	24.6	74	126	.587	1	4	.250	28	49	.571	25	51	76	5.1	54/2	17	33	14	15	177	11.8
32	Black, Kyle	16-16	439	27.4	46	108	.426	29	74	.392	16	24	.667	6	23	29	1.8	22/0	35	28	0	16	137	8.6
44	Ashbaugh, Emily	16-2	234	14.6	20	40	.500	0	0	.000	10	14	.714	18	24	42	2.6	24/0	7	13	6	3	50	3.1
43	Seeger, Kristi	16-0	171	10.7	17	34	.500	2	7	.286	13	19	.684	17	22	39	2.4	13/0	4	9	4	5	49	3.1
45	Bird, Krista	16-0	144	9.0	17	44	.386	1	2	.500	2	5	.400	7	20	27	1.7	18/0	4	13	1	4	37	2.3
22	Hefte, Leah	16-0	155	9.7	7	27	.259	6	19	.316	14	21	.667	2	11	13	0.8	12/0	11	11	1	7	34	2.1
01	Smith, Candas	16-0	188	11.8	10	22	.455	2	5	.400	9	14	.643	1	11	12	0.8	15/0	17	20	0	12	31	1.9
52	Jirovec, Sarah	7-0	20	2.9	4	6	.667	0	0	.000	0	0	.000	1	3	4	0.6	0/0	1	0	0	0	8	1.1
11	Ebeling, Judy	5-0	19	3.8	0	3	.000	0	1	.000	2	21	.000	0	1	1	0.2	1/0	2	0	0	1	2	0.4
03	Klongland, Rachel	6-0	27	4.5	0	7	.000	0	5	.000	1	2	.500	0	1	1	0.2	1/0	5	4	0	0	1	0.2
02	Liegel, Jessica	1-0	1	1.0	0	0	.000	0	0	.000	0	0	.000	1	0	1	1.0	0/0	0	0	0	0	0	0.0
12	Simmons, Abby	1-0	2	2.0	0	0	.000	0	0	.000	0	0	.000	0	1	1	1.0	0/0	0	0	0	0	0	0.0
TEAM															27	37	64	4.0	0			4		
Total		**16**			**453**	**926**	**.489**	**70**	**198**	**.354**	**244**	**355**	**.687**	**212**	**403**	**615**	**38.4**	**276/4**	**276**	**264**	**62**	**145**	**1220**	**76.2**
Opponents		16			369	943	.391	76	230	.330	199	278	.716	217	323	540	33.8	297/-	220	283	52	121	1013	63.3

SCORE BY PERIODS:	1st	2nd	OT	Total
Wisconsin	568	639	13	1220
Opponents	453	538	22	1013

DEADBALL REBOUNDS:	OFF	DEF	TOTAL
Wisconsin	41	3	44
Opponents	31	7	38

2000-01 Individual Superlatives

Category		Wisconsin		Opponent
Total Points	29	Jessie Stomski vs. Missouri	33	Lindsey Meder, IOWA
Field Goals	13	LaTonya Sims vs. Ohio State	13	Lindsey Meder, IOWA
Field Goal Attempts	18	LaTonya Sims vs. Ohio State	22	Lindsey Meder, IOWA (13-22)
	18	Jessie Stomski vs. Missouri		
3-Point Goals	5	Kyle Black vs. UW-GREEN BAY (5-7)	7	Two players
3-Point Attempts	7	Kyle Black vs. UWGB (5-7) and MINN (1-7) and Indiana (2-7)	12	Lindsey Meder, IOWA (7-12)
Free Throws	15	Jessie Stomski vs. INDIANA (15-21)	8	Three players
Free Throws Attempted	21	Jessie Stomski vs. INDIANA (15-21)	11	Becky Cummings, Michigan State
Total Rebounds	18	Jessie Stomski vs. Indiana	15	Randi Peterson, Iowa
Defensive Rebounds	10	Jessie Stomski vs. Indiana	8	Three players
Offensive Rebounds	8	Jessie Stomski vs. Indiana	9	Randi Peterson, Iowa
Assists	13	Tamara Moore vs. Illinois	10	Cara Consuegra, Iowa
Blocked Shots	5	Nina Smith vs. UW-Milwaukee	5	Kim Bell, Minnesota
Steals	9	Tamara Moore vs. EVANSVILLE	6	Karensa Barr, Missouri
Turnovers	11	Tamara Moore vs. Missouri	8	Erin McGinnis, Indiana

+ Indicates Sets or Ties School Record

Wisconsin Record When (Record 18-10) . . .

Wisconsin plays at home	11-3
Wisconsin plays away	6-4
Wisconsin plays at neutral site	1-3
Last 5 games	2-3
Last 10 games	6-4
Longest win streak	4
Longest losing streak	2
Wisconsin vs. Big Ten (regular season)	12-4
Big Ten Road Record	5-3
UW outrebounds opponent	14-5
Opponent outrebounds UW	4-5
UW and Opponent Rebounds the Same	
UW's bench outscores opponents' bench	8-1
UW leads at halftime	16-2
UW trails at halftime	1-8
UW tied at halftime	1-0
Greatest halftime lead (Elon College)	30
Greatest halftime deficit (Notre Dame)	15
Greatest winning margin (Elon College)	53
Greatest losing margin (Tennessee)	24
OVERTIME Games	0-3
UW scores 90 or more points	5-0
UW scores 80-89 points	5-1
UW scores 70-79 points	5-2
UW scores less than 70 points	3-7
Opponent scores 70 or less points	12-1

Shoot better from the field than opponent	18-4
Shoot worse from the field than opponent	0-5
UW shoots 50% or better from field	7-2
UW shoots less than 50% from field	11-8
Opponent shoots 50% or better from field	1-4
Opponent shoots less than 50% from field	17-5
Opponent shoots less than 40% from field	7-1
Opponent shoots less than 30% from field	4-0
UW shoots more free throws than opp	16-5
UW commits less turnovers than opp	9-1
UW commits more turnovers than opp	6-7
UW commits the same number of turnovers	3-0
Wisconsin plays on Sunday	7-4
Wisconsin plays on Monday	
Wisconsin plays on Tuesday	2-0
Wisconsin plays on Wednesday	1-1
Wisconsin plays on Thursday	7-2
Wisconsin plays on Friday	1-2
Wisconsin plays on Saturday	0-1
Day Games	8-5
Night Games	10-5
Television Games	7-5
Games are Decided by:	
Five points or less	2-4
Six to 10 points	3-1
More than 10 points	13-5

2000-01 Stats-at-a-Glance

Points

454 Jessie Stomski, Jr., 16.2 avg.
406 LaTonya Sims, Sr., 14.5 avg.
354 Tamara Moore, Jr., 12.6 avg.
322 Nina Smith, So.,11.9 avg.

Field Goals

180 Jessie Stomski
153 LaTonya Sims

Field Goal Attempts

332 LaTonya Sims
323 Jessie Stomski

FG Pct. (200 atts.)

.595 Nina Smith (128-215)
.557 Jessie Stomski (180-323)

Free Throws

149 Jessie Stomski
122 Tamara Moore
107 Nina Smith

Free Throw Attempts

149 Jessie Stomski
122 Tamara Moore
107 Nina Smith

Free Throw Pct. (50 atts.)

.769 LaTonya Sims (80-104)
.730 Tamara Moore (89-122)
.624 Jessie Stomski (93-149)

Three-Point Goals

54 Kyle Black
21 Tamara Moore
20 LaTonya Sims

Three-Point Attempts

133 Kyle Black
69 LaTonya Sims
63 Tamara Moore

Three-Point Pct. (40 atts.)

.406 Kyle Black (54-133)
.333 Tamara Moore (21-63)

Rebounds

228 Jessie Stomski (8.1)
179 LaTonya Sims (6.4)
170 Kyle Black (6.3)

Assists

151 Tamara Moore (5.4)
73 Jessie Stomski (2.6)
62 Kyle Black (2.2)

Steals

100 Tamara Moore (3.6)
31 Kyle Black (1.1)
29 LaTonya Sims (1.0)

Blocked Shots

24 Nina Smith
19 Tamara Moore
18 LaTonya Sims
12 Jessie Stomski

2000-01 Individual Game-By-Game Statistics (Points-Rebounds-Assists)

	#1 CSmith	#3 Klong	#11 Ebelg	#22 Hefte	#25 Sims	#30 Moore	#32 Black	#41 Stomski	#43 Seeger	#44 Ashbau	#45 Bird	#52 Jirov	#55 NSmith
#24 Oregon	2-0-0	DNP	DNP	0-1-1	7-7-0	16-5-2	9-1-1	13-8-0	0-1-0	0-2-0	INL	DNP	10-4-0
Elon College	5-2-5	3-0-0	DNP	5-2-2	22-7-4	10-3-6	12-1-3	17-7-2	3-2-2	12-7-1	INL	5-4-0	8-9-0
#5 NOTRE DAME	0-1-3	DNP	DNP	2-1-0	20-3-1	10-5-2	6-0-1	10-5-2	0-0-0	2-3-0	INL	0-0-0	9-7-3
#12 OKLAHOMA	2-0-2	DNP	DNP	0-0-0	10-5-2	23-9-5	14-5-4	23-15-3	0-2-1	5-2-0	INL	0-0-0	20-8-2
NEBRASKA	0-3-1	DNP	DNP	5-1-1	7-4-2	10-4-8	11-3-1	20-10-2	5-1-1	2-1-2	INL	1-0-0	13-10-1
#2 Tennessee	0-0-0	DNP	DNP	0-0-0	22-5-1	12-7-6	5-3-4	14-3-1	0-0-1	2-2-0	INL	DNP	11-10-0
LOYOLA	7-5-3	6-2-0	0-1-0	2-2-0	19-7-3	8-4-4	3-0-3	21-13-3	6-5-2	10-10-1	INL	5-2-0	14-10-3
EVANSVILLE	0-0-2	DNP	DNP	6-0-1	12-9-2	20-2-6	11-1-1	19-11-4	6-4-1	6-3-2	INL	0-1-0	6-11-3
#8 PURDUE	3-1-0	DNP	DNP	2-0-0	15-10-1	12-6-4	6-4-1	12-4-3	2-1-0	0-3-0	2-1-0	DNP	4-5-2
IOWA	0-0-0	DNP	DNP	0-1-4	20-3-3	18-4-7	12-3-2	22-10-4	0-3-0	4-4-1	0-0-0	DNP	18-8-0
Michigan	2-0-0	0-0-0	0-0-1	0-1-0	21-7-4	12-5-6	14-1-1	12-6-4	4-4-1	4-3-0	4-2-0	2-3-0	10-4-1
UW-GREEN BAY	2-0-3	DNP	DNP	3-1-0	8-1-2	20-3-7	23-1-1	11-5-6	0-4-0	4-10-0	1-1-1	DNP	8-5-0
Michigan State	3-0-1	DNP	DNP	0-0-0	16-7-8	12-5-6	8-1-2	18-4-3	7-1-1	0-3-0	0-2-0	DNP	8-7-2
Iowa	0-0-2	DNP	DNP	0-0-0	11-5-0	25-3-4	3-2-6	13-10-3	2-3-0	2-1-0	0-0-0	DNP	12-3-1
UW-Milwaukee	2-0-0	DNP	0-0-0	0-1-0	7-3-2	10-5-5	7-1-3	16-9-3	4-3-0	0-1-0	0-0-0	DNP	14-5-0
MINNESOTA	2-1-1	0-0-0	DNP	4-0-3	20-6-1	11-5-8	5-2-1	18-11-4	0-5-0	7-3-1	4-2-0	0-1-0	19-5-1
INDIANA	0-0-3	DNP	DNP	0-0-0	11-9-0	6-1-3	9-2-5	25-10-3	2-6-0	2-1-0	0-1-0	0-0-0	14-5-0
Illinois	0-0-0	DNP	DNP	5-0-0	17-5-2	17-3-13	9-0-1	7-3-2	2-1-0	4-5-0	2-2-1	DNP	10-6-0
#6 Purdue	2-1-1	DNP	DNP	0-0-0	14-7-4	19-7-5	10-3-2	14-10-0	0-2-1	0-2-0	0-2-0	DNP	11-1-0
NORTHWESTERN	6-1-2	1-0-1	2-0-0	2-4-1	13-8-1	4-2-5	5-2-2	7-8-1	2-4-0	8-2-0	4-2-0	2-0-1	14-1-0
MICHIGAN STATE	5-1-2	0-0-1	0-0-0	0-2-0	11-6-2	7-8-5	8-3-2	19-5-5	5-2-0	2-2-1	12-3-1	0-0-0	INJ
Indiana	0-1-1	DNP	DNP	0-0-0	13-11-0	7-3-3	16-3-2	19-18-1	0-0-0	4-2-0	2-0-0	DNP	18-7-3
Northwestern	4-4-1	DNP	DNP	12-0-2	8-6-1	7-4-7	4-1-0	16-4-3	4-3-0	2-2-1	0-20	DNP	13-7-4
#17 PENN STATE	3-0-3	DNP	DNP	3-2-1	18-7-3	19-5-4	9-2-2	19-5-1	2-0-0	0-1-0	0-0-0	DNP	13-6-1
Minnesota	0-2-0	0-0-2	0-1-1	6-2-0	12-4-4	8-4-5	11-0-3	13-8-3	13-2-1	6-1-1	7-5-2	4-0-0	6-8-1
OHIO STATE	1-0-0	0-1-1	0-0-0	0-1-0	27-11-2	12-4-9	8-0-3	17-8-2	4-2-0	5-7-2	0-3-0	0-0-0	7-3-0
ILLINOIS (BT)	0-0-2	DNP	DNP	0-1-0	17-7-1	12-5-4	10-2-3	10-7-2	0-1-0	DNP	0-0-0	DNP	19-8-1
MISSOURI (NCAA)	0-0-2	DNP	DNP	0-0-0	8-9-2	10-7-1	6-2-2	29-11-1	2-2-0	DNP	0-0-1	DNP	13-7-2

Home games indicated in CAPS; * indicates USA Today ranking; # indicates AP ranking

2000-01 Schedule & Game-by-Game Review

Records: 18-10 12-4 Big Ten; 11-3 Home; 6-4 Away; 1-3 Neutral; 6-4 Non-Conference]

[Home Attendance: 100,083/14 7,149 avg]

Date	Opponent	FG-FGA	%	3 Pt.	%	FT-FTA	%	Reb	PF/D	A	TO	Blk	Stl	Pts.	Record
11/18	vs. #24 Oregon (NCSt)	29-56	.518	5-19	.263	8-17	.471	37	25/2	11	17	4	5	71	1-0
	#16 UW	19-47	.404	1-10	.100	18-33	.545	34	15/0	4	20	0	11	57	0-1
11/19	vs. Elon (at NCSt)	20-63	.317	2-13	.154	7-9	.778	33	23/2	11	19	3	4	49	0-2
	#16 UW	35-69	.507	9-22	.409	23-32	.719	50	14/0	25	11	2	12	102	1-1
11/22	#5 NOTRE DAME	25-46	.543	6-12	.500	27-36	.750	33	16/0	15	17	4	12	83	3-0
	#19 UW (6943)	21-54	.389	3-12	.250	11-18	.611	27	24/1	12	22	3	7	56	1-2
11/24	#12 OKLAHOMA	22-63	.349	4-14	.286	29-36	.806	28	29/1	8	15	1	10	77	2-2
	#19 UW (6851)	31-61	.508	5-11	.455	30-41	.732	48	29/2	19	19	2	6	97	2-2
11/29	NEBRASKA	25-63	.397	3-13	.231	11-16	.688	35	21/1	16	14	3	9	64	4-1
	#18 UW (5956)	27-57	.474	5-12	.417	15-21	.714	40	15/0	17	17	2	8	74	3-2
12/3	at #2 Tennessee	35-70	.500	4-12	.333	16-23	.696	38	17/0	15	20	7	19	90	5-0
	#18 UW	28-53	.528	3-9	.333	7-14	.500	32	22/1	13	34	0	10	66	3-3
12/5	LOYOLA	19-69	.275	9-32	.281	6-8	.750	32	22/0	13	16	4	5	53	1-4
	#22 UW (5741)	35-74	.473	4-16	.250	27-34	.794	66	10/0	22	14	3	7	101	4-3
12/14	EVANSVILLE	26-72	.361	10-20	.500	9-11	.818	37	23/2	13	22	2	12	71	2-3
	#23 UW (5819)	35-62	.565	6-13	.462	10-22	.455	45	16/1	22	26	5	12	86	5-3
12/28	#8 PURDUE	22-59	.373	7-14	.500	19-24	.792	40	22/0	15	13	5	9	70	11-3
	UW (7205)	20-52	.385	3-9	.333	15-27	.556	39	19/1	11	18	8	7	58	5-4
12/31	IOWA	38-75	.507	8-22	.364	7-14	.500	26	24/2	17	14	0	12	91	6-6
	UW (6876)	32-53	.604	5-12	.417	25-34	.735	38	16/0	21	24	4	4	94	6-4
1/4	at Michigan	21-62	.339	4-14	.286	6-8	.750	32	14/1	14	17	2	9	52	8-5
	UW	35-61	.574	6-11	.545	9-14	.643	39	12/0	18	13	6	10	85	7-4
1/7	UW-GREEN BAY	32-61	.525	8-15	.533	10-14	.714	28	18/0	24	21	2	15	82	8-5
	UW (7615)	31-59	.525	6-12	.500	12-16	.750	33	15/1	20	26	0	14	80	7-5
1/11	at Michigan State	17-47	.362	2-12	.167	20-30	.667	33	13/0	14	16	3	7	56	8-7
	UW	28-59	.475	8-21	.381	8-12	.667	35	21/0	23	12	1	7	72	8-5
1/14	at Iowa	29-64	.453	6-20	.300	10-18	.556	42	12/0	27	20	7	10	74	8-7
	UW	27-61	.443	5-13	.385	9-12	.750	32	18/0	16	21	1	12	68	8-6
1/16	at UW-Milwaukee	22-62	.355	9-24	.375	6-8	.750	38	15/1	17	20	3	11	59	6-8
	UW	26-53	.491	1-9	.111	7-14	.500	35	13/0	13	20	8	15	60	9-6
1/18	MINNESOTA	25-56	.446	3-11	.273	14-20	.700	31	22/1	16	22	1	4	67	7-9
	UW (6328)	35-69	.507	4-17	.235	16-25	.640	44	20/0	20	17	2	12	90	10-6
1/21	INDIANA	21-56	.375	6-12	.500	14-19	.737	27	26/2	9	16	3	8	62	13-5
	UW (9100)	21-49	.429	2-4	.500	25-38	.658	40	19/0	14	16	2	6	69	11-6
1/25	at Illinois	26-61	.426	4-13	.308	9-9	1.00	33	17/0	12	21	5	12	65	9-10
	UW	25-52	.491	6-11	.545	17-22	.773	29	10/0	19	19	2	9	73	12-6
1/28	at #6 Purdue	26-64	.406	6-14	.429	17-22	.773	35	17/1	11	12	5	12	75	19-3
	UW	27-56	.482	5-13	.385	11-15	.733	38	24/2	13	20	5	6	70	12-7
2/1	NORTHWESTERN	12-46	.261	1-11	.091	10-14	.714	31	19/1	10	27	0	4	35	4-16
	#25 UW (6397)	25-54	.463	2-10	.200	18-22	.818	39	15/0	15	17	0	14	70	13-7
2/4	MICHIGAN STATE	19-50	.380	3-9	.333	8-13	.615	35	12/0	9	20	4	3	49	8-13
	#25 UW (7897)	28-59	.475	5-17	.294	8-15	.533	34	13/0	19	10	6	9	69	14-7
2/8	at Indiana	28-61	.459	9-24	.471	19-25	.760	42	21/1	17	19	3	6	83	15-7
	#20 UW	30-77	.390	3-16	.188	16-24	.667	49	20/1	10	14	7	9	79	14-8
2/11	at Northwestern	18-63	.286	4-22	.182	14-20	.700	43	22/1	11	19	3	6	54	4-19
	#20 UW	25-52	.481	2-8	.250	18-26	.692	40	20/0	19	19	3	13	70	15-8
2/18	#18 PENN STATE	28-63	.444	10-24	.417	9-13	.692	29	23/2	14	11	4	5	75	18-7
	#22 UW (8978)	27-47	.574	3-7	.429	29-34	.853	34	16/0	15	14	2	5	86	16-8
2/22	at Minnesota	17-61	.279	0-2	.000	9-11	.818	39	13/0	12	18	6	4	43	8-18
	#21 UW	35-69	.507	8-16	.500	8-14	.571	43	15/0	24	7	11	11	86	17-8
2/25	OHIO STATE	22-55	.400	4-13	.308	14-18	.778	22	20/0	12	18	1	10	62	16-10
	#21 UW (8377)	33-56	.589	3-13	.231	12-21	.571	42	18/0	19	23	2	11	81	18-8
3/1	Illinois	25-51	.490	3-4	.750	27-32	.844	30	17/0	11	20	3	14	80	16-14
	#20 UW (BT)	23-57	.404	2-13	.154	20-24	.833	37	24/2	13	25	2	5	68	18-9
3/16	Missouri	29-71	.408	8-20	.400	5-6	.833	35	13/0	15	13	7	12	71	21-9
	#25 UW (NCAA)	27-55	.491	4-9	.444	10-15	.667	40	12/0	13	21	3	7	68	18-10

2000-01 Team & Opponent Highs/Lows

Category		Wisconsin	Opponent
Total Points	High	102 vs. Elon	91 by IOWA
	Low	56 vs. NOTRE DAME	35 by NORTHWESTERN
2-Point Goals	High	31 vs. MINNESOTA	31 by Tennessee
	Low	17 vs. PURDUE	10 by LOYOLA
2-Point Attempts	High	58 vs. LOYOLA	58 by Tennessee
	Low	37 vs. Oregon	34 by NOTRE DAME
Field Goal Percentage	High	.604 vs. IOWA (32-53)	.543 by NOTRE DAME (25-46)
	Low	.385 (20-52) vs. PURDUE	.261 by NORTHWESTERN (12-46)
3-Point Goals	High	9 vs. Elon (9-22)	10 by Two Teams
	Low	1 vs. Oregon (1-10) and UW-Milwaukee (1-9)	0 by Minnesota (0-2)
3-Point Attempts	High	22 vs. Elon (9-22)	32 by LOYOLA (9-32)
	Low	9 vs. Tenn. (3-9), PURDUE (3-9) and UWM (1-9)	2 by Minnesota (0-2)
3-Point Percentage	High	.545 vs. Michigan (6-11) and Illinois (6-11)	.533 by UW-GREEN BAY (8-15)
	Low	.100 vs. Oregon (1-10)	.000 by Minnesota (0-2)
Free Throws	High	30 vs. OKLAHOMA (30-41)	29 by OKLAHOMA (29-36)
	Low	7 vs. Tennessee (7-14) and UW-Milwaukee (7-14)	5 by Missouri (5-6)
Free Throw Attempts	High	41 vs. OKLAHOMA (30-41)	36 by NOTRE DAME (27-36) and OKLAHO (29-36)
	Low	12 vs. Mighigan State (8-12) and Iowa (9-12)	6 by Missori (5-6)
Free Throw Percentage	High	.853 vs. Penn State (29-34)	1.000 by Illinois (9-9)
	Low	.455 vs. EVANSVILLE (10-22)	.471 by Oregon (8-17)
Total Rebounds	High	66 vs. LOYOLA	43 by Northwestern
	Low	27 vs. NOTRE DAME	22 by OHIO STATE
Defensive Rebounds	High	40 vs. LOYOLA	26 by NOTRE DAME and PURDUE and Indiana
	Low	18 vs. Illinois	14 by IOWA
Offensive Rebounds	High	26 vs. LOYOLA	22 by Northwestern
	Low	8 vs. Penn State	6 by OHIO STATE
Assists	High	25 vs. Elon	27 by Iowa
	Low	4 vs. Oregon	8 by OKLAHOMA
Blocked Shots	High	11 vs. Minnesota	7 by Tennessee Iowa Missouri
	Low	0 vs. Oregon, Tennessee and UW-GREEN BAY	0 by IOWA and NORTHWESTERN
Steals	High	15 vs. UW-Milwaukee	19 by Tennessee
	Low	4 vs. IOWA	3 by MICHIGAN STATE
Turnovers	High	34 vs. Tennessee	27 by NORTHWESTERN
	Low	+ 7 vs. Minnesota	11 by PENN STATE
Fouls	High	29 vs. OKLAHOMA	29 by OKLAHOMA
	Low	10 vs. LOYOLA and Illinois	12 by Iowa and MICHIGAN STTE

+ Indicates Sets or Ties School Record

2000-2001 Wisconsin Box Scores

1

No. 16 Wisconsin 57, No. 23 Oregon 71
November 18, 2000
Glaxo Wellcome, Reynolds Coliseum, Raleigh, N.C.

VISITORS: #24 Oregon 1-0

## Player Name	TOT-FG FG-FGA	FG-FGA	3-PT FT-FTA	OF	REBOUNDS DE	TOT	PF	TP	A	TO	BLK	S	MIN
05 Shreve, Kourtney *	1-2	1-2	0-0	0	0	0	1	3	0	1	0	0	10
10 Craighead, Jamie *	3-10	2-7	0-0	1	1	2	2	8	5	2	0	0	36
34 Mowe, Jenny *	7-10	0-0	0-4	3	3	6	4	14	0	3	2	2	24
40 Wolvert, Angelina *	7-8	0-0	5-9	4	3	7	4	19	0	2	1	0	25
54 Meharry, Brianne *	4-8	0-1	0-0	2	4	6	5	8	0	2	1	1	19
12 Edwards, Alissa	2-6	1-3	0-0	1	2	3	2	5	2	2	0	2	34
23 Dion, Lindsey	4-9	1-5	0-0	1	0	1	1	9	3	1	0	0	23
31 Fredrick, Alyssa	1-1	0-0	3-4	1	6	7	5	5	1	3	0	0	19
33 Kraayeveld, Cathrine	0-2	0-1	0-0	0	0	0	1	0	0	0	0	0	9
52 Unaka, Ndidi	0-0	0-0	0-0	0	0	0	0	0	0	0	0	0	1
TEAM				1	4	5			1				
Totals	29-56	5-19	8-17	14	23	37	25	71	11	17	4	5	200

TOTAL FG% 1st Half: 16-31 51.6% 2nd Half: 13-25 52.0% Game:51.8% DEADB
3-Pt. FG% 1st Half: 4-9 44.4% 2nd Half: 1-10 10.0% Game:26.3% REBS
F Throw % 1st Half: 0-1 0.0% 2nd Half: 8-16 50.0% Game:47.1% 4

HOME TEAM: Wisconsin 0-1

## Player Name	TOT-FG FG-FGA	FG-FGA	3-PT FT-FTA	OF	REBOUNDS DE	TOT	PF	TP	A	TO	BLK	S	MIN
25 Sims, LaTonya *	2-6	0-1	3-5	3	4	7	0	7	0	3	0	2	36
30 Moore, Tamara *	4-9	0-2	8-10	3	2	5	3	16	2	3	0	3	34
32 Black, Kyle *	3-11	1-5	2-2	0	1	1	3	9	1	1	0	5	31
41 Stomski, Jessie *	5-13	0-1	3-7	6	2	8	2	13	0	5	0	0	35
55 Smith, Nina *	4-6	0-0	2-8	2	2	4	4	10	0	6	0	0	34
01 Smith, Candas	1-1	0-0	0-0	0	0	0	1	2	0	2	0	1	9
22 Hefte, Leah	0-0	0-0	0-0	0	1	1	1	0	1	0	0	0	7
43 Seeger, Kristi	0-1	0-1	0-0	0	1	1	0	0	0	0	0	0	3
44 Ashbaugh, Emily	0-0	0-0	0-1	0	2	2	1	0	0	0	0	0	11
TEAM				1	4	5							
Totals	19-47	1-10	18-33	15	19	34	15	57	4	20	0	11	200

TOTAL FG% 1st Half: 8-20 40.0% 2nd Half: 11-27 40.7% Game: 40.4% DEADB
3-Pt. FG% 1st Half: 1-5 20.0% 2nd Half: 0-5 0.0% Game: 10.0% REBS
F Throw % 1st Half: 5-17 29.4% 2nd Half: 13-16 81.3% Game: 54.5% 4

Officials: Wesley Dean, Dock Sisk, David Curry
Technical fouls: #24 Oregon-None. Wisconsin-NoneAttendance: 1189

Score by Periods	1st	2nd	Total
#24 Oregon	36	35	71
Wisconsin	22	35	57

2

No. 16 Wisconsin 102, Elon 49
November 19, 2000
Glaxo Wellcome, Reynolds Coliseum, Raleigh, N.C.

VISITORS: Elon College 0-2

## Player Name	TOT-FG FG-FGA	FG-FGA	3-PT FT-FTA	OF	REBOUNDS DE	TOT	PF	TP	A	TO	BLK	S	MIN
05 Green, Erin *	3-4	1-1	0-0	0	1	1	2	7	5	2	0	0	30
10 Chikos, Jayme*	0-6	0-1	2-2	0	1	1	4	2	1	6	0	1	21
20 Blakeney, Anestha*	1-1	0-0	1-2	0	2	2	5	3	1	2	1	1	11
21 Lawson, Loretta *	2-12	1-6	0-0	1	1	2	2	5	0	1	0	0	25
50 Hepburn, Janis. *	3-3	0-0	2-2	0	1	1	5	8	0	0	0	0	21
00 Milica Milosavljevic	1-7	0-1	0-0	1	1	2	1	2	1	0	0	0	15
12 Andrews, Holly	2-7	0-3	0-0	0	1	1	0	4	1	3	0	0	15
14 Jones, Rasalynn	2-5	0-1	0-0	0	0	0	1	4	0	0	0	1	12
30 Ghee, Ivey	1-2	0-0	0-0	1	0	1	1	2	0	1	0	0	5
32 McLeod, Miriam	2-5	0-0	2-2	0	7	7	2	6	1	2	0	1	25
45 DeVeaux, Tashina	1-4	0-0	0-0	4	1	5	0	2	1	2	2	0	12
52 Nyborg, Courtney	2-7	0-0	0-1	5	1	6	0	4	0	0	0	0	8
TEAM					1	3	4						
Totals	20-63	2-13	7-9	13	20	33	23	49	11	19	3	4	200

TOTAL FG% 1st Half: 8-25 32.0% 2nd Half: 12-38 31.6% Game:31.7% DEADB
3-Pt. FG% 1st Half: 1-2 50.0% 2nd Half: 1-11 9.1% Game:15.4% REBS
F Throw % 1st Half: 4-4 100 % 2nd Half: 3-5 60.0% Game:77.8% 1

HOME TEAM: Wisconsin 1-1

## Player Name	TOT-FG FG-FGA	FG-FGA	3-PT FT-FTA	OF	REBOUNDS DE	TOT	PF	TP	A	TO	BLK	S	MIN
25 Sims, LaTonya*	8-17	1-5	5-8	5	2	7	1	22	4	0	0	1	25
30 Moore, Tamara*	3-7	0-2	4-4	2	1	3	2	10	6	1	0	4	21
32 Black, Kyle *	4-6	4-6	0-0	0	1	1	0	12	3	0	1	2	22
41 Stomski, Jessie *	7-10	0-0	3-6	2	5	7	2	17	2	3	0	0	24
55 Smith, Nina *	3-8	0-1	2-2	5	4	9	4	8	0	1	0	1	18
01 Smith, Candas	1-2	1-1	2-2	1	1	2	1	5	5	2	0	1	19
03 Klongland, Rachel	1-1	1-1	0-0	0	0	0	0	3	0	0	0	0	5
22 Hefte, Leah	2-6	1-4	0-0	0	2	2	1	5	2	1	0	1	13
43 Seeger, Kristi	1-2	0-1	1-2	1	1	2	0	3	2	1	0	1	15
44 Ashbaugh, Emily	4-7	0-0	4-6	0	7	7	3	12	1	2	0	1	23
52 Jirovec, Sarah	1-3	1-1	2-2	0	4	4	0	5	0	0	1	0	15
TEAM					3	3	6						
Totals	35-69	9-22	23-32	19	31	50	14	102	25	11	2	12	200

TOTAL FG% 1st Half: 16-33 48.5% 2nd Half: 19-36 52.8% Game: 50.7% DEADB
3-Pt. FG% 1st Half: 3-10 30.0% 2nd Half: 6-12 50.0% Game: 40.9% REBS
F Throw % 1st Half: 8-12 66.7% 2nd Half: 15-20 75.0% Game: 71.9% 4

Officials: Wesley Dean, Horace Graham, David Curry
Technical fouls: Elon College-None. Wisconsin-None. Attendance: 535

Score by Periods	1st	2nd	Total
Elon College	21	28	49
Wisconsin	43	59	102

3

No. 19 Wisconsin 56, No. 5 Notre Dame 83
November 22, 2000
CvC, Kohl Center, Madison, Wis.

VISITORS: #5 Notre Dame 3-0

## Player Name		TOT-FG FG-FGA	FG-FGA	3-PT FT-FTA	OF	REBOUNDS DE	TOT	PF	TP	A	TO	BLK	S	MIN
03 Haney, Ericka	f	4-9	0-1	6-10	0	3	3	2	14	1	0	0	1	30
50 Siemon, Kelley	f	7-8	0-0	7-8	3	3	6	3	21	2	2	0	2	32
00 Riley, Ruth	c	3-5	0-0	3-5	2	3	5	3	9	1	5	4	1	29
22 Ratay, Alicia	g	1-6	0-2	6-6	0	5	5	1	8	1	6	0	3	37
33 Ivey, Niele	g	7-11	4-4	4-4	2	7	9	3	22	7	3	0	5	31
05 Joyce, Jeneka		2-5	2-5	0-0	0	0	0	1	6	1	0	0	0	17
11 Swanson, Karen		0-0	0-0	0-0	0	0	0	0	0	0	0	0	0	1
23 Hernandez, Monique		0-1	0-0	1-3	0	0	0	0	1	1	1	0	0	5
31 Barksdale, Amanda		0-0	0-0	0-0	0	2	2	2	0	0	0	0	0	2
41 Dunbar, Imani		0-0	0-0	0-0	0	0	0	0	0	0	0	0	0	1
44 Leahy, Meaghan		1-1	0-0	0-0	0	1	1	1	2	1	0	0	0	15
TEAM						2	2							
Totals		25-46	6-12	27-36	7	26	33	16	83	15	17	4	12	200

TOTAL FG% 1st Half: 11-22 50.0% 2nd Half: 14-24 58.3% Game: 54.3% DEADB
3-Pt. FG% 1st Half: 3-7 42.9% 2nd Half: 3-5 60.0% Game: 50.0% REBS
F Throw % 1st Half: 16-20 80.0% 2nd Half: 11-16 68.8% Game: 75.0% 3,1

HOME TEAM: Wisconsin 1-2

## Player Name		TOT-FG FG-FGA	FG-FGA	3-PT FT-FTA	OF	REBOUNDS DE	TOT	PF	TP	A	TO	BLK	S	MIN
25 Sims, LaTonya	f	6-13	0-2	8-9	2	1	3	3	20	1	5	1	1	34
41 Stomski, Jessie	f	5-11	0-0	0-0	2	3	5	4	10	2	4	0	1	31
55 Smith, Nina	c	3-4	1-1	2-4	2	5	7	4	9	3	4	1	0	26
30 Moore, Tamara	g	3-12	0-4	1-4	2	4	6	5	7	2	4	0	5	32
32 Black, Kyle	g	2-7	2-5	0-1	0	0	0	1	6	1	1	0	0	33
01 Smith, Candas		0-2	0-0	0-0	0	1	1	2	0	3	2	0	0	10
22 Hefte, Leah		1-1	0-0	0-0	0	1	1	1	2	0	0	0	0	7
43 Seeger, Kristi		0-0	0-0	0-0	0	0	0	0	0	0	0	0	0	4
44 Ashbaugh, Emily		1-4	0-0	0-0	1	2	3	3	2	0	2	1	0	22
52 Jirovec, Sarah		0-0	0-0	0-0	0	0	0	1	0	0	0	0	0	1
TEAM						1	1							
Totals		21-54	3-12	11-18	9	18	27	24	56	12	22	3	7	200

TOTAL FG% 1st Half: 10-24 41.7% 2nd Half: 11-30 36.7% Game: 38.9% DEADB
3-Pt. FG% 1st Half: 2-6 33.3% 2nd Half: 1-6 16.7% Game: 25.0% REBS
F Throw % 1st Half: 4-8 50.0% 2nd Half: 7-10 70.0% Game: 61.1% 4,2

Officials: Corteau, Borneli, Struckhoff
Technical fouls: #5 Notre Dame-None. Wisconsin-None.
Attendance: 6943

Score by Periods	1st	2nd	Total
#5 Notre Dame	41	42	83
Wisconsin	26	30	56

4

No. 19 Wisconsin 97, No. 12 Oklahoma 77
November 24, 2000
CvC, Kohl Center, Madison, Wis.

VISITORS: #12 Oklahoma 2-2

## Player Name		TOT-FG FG-FGA	FG-FGA	3-PT FT-FTA	OF	REBOUNDS DE	TOT	PF	TP	A	TO	BLK	S	MIN
10 Hill, Caton	f	0-5	0-0	0-0	1	1	2	5	0	0	0	0	0	18
40 Selmon, Shannon	f	0-1	0-0	0-0	0	1	1	1	0	0	0	0	0	4
13 Hardeman, Sunny	g	0-2	0-2	0-0	0	0	0	1	0	0	1	0	0	5
20 Caufield, LaNeishea.	g	3-12	0-2	8-8	1	3	4	3	14	1	5	0	5	40
21 Dales, Stacey	g	6-17	1-3	8-9	1	5	6	4	21	5	3	0	1	37
00 Taylor, Desiree		0-1	0-0	2-3	0	2	2	3	2	1	1	0	0	11
14 Luce, Stephanie		1-1	1-1	2-2	0	0	0	1	5	0	0	0	0	5
15 Cunningham, Jennifer		0-1	0-0	1-2	1	4	5	3	1	0	1	1	0	17
23 Seeley, Jadrea		1-3	0-1	0-0	0	1	1	4	2	0	0	0	0	11
33 Ross, Rosalind		6-12	2-5	5-7	1	2	3	4	19	1	2	0	0	31
45 Talbert, Jamie		5-8	0-0	3-5	1	0	1	0	13	0	2	0	4	21
TEAM						3	3							
Totals		22-63	4-14	29-36	9	19	28	29	77	8	15	1	10	200

TOTAL FG% 1st Half: 8-30 26.7% 2nd Half: 14-33 42.4% Game: 34.9% DEADB
3-Pt. FG% 1st Half: 1-7 14.3% 2nd Half: 3-7 42.9% Game: 28.6% REBS
F Throw % 1st Half: 15-19 78.9% 2nd Half: 14-17 82.4% Game: 80.6% 6,1

HOME TEAM: Wisconsin 2-2

## Player Name		TOT-FG FG-FGA	FG-FGA	3-PT FT-FTA	OF	REBOUNDS DE	TOT	PF	TP	A	TO	BLK	S	MIN
25 Sims, LaTonya	f	2-6	1-1	5-6	1	4	5	5	10	2	3	0	0	23
41 Stomski, Jessie	f	10-15	0-0	3-4	6	9	15	2	23	3	1	1	1	33
55 Smith, Nina	c	8-10	0-0	4-6	1	7	8	5	20	2	5	0	0	27
30 Moore, Tamara	g	7-16	2-3	7-11	4	5	9	3	23	5	1	0	3	31
32 Black, Kyle	g	3-6	2-5	6-8	3	2	5	2	14	4	1	0	1	30
01 Smith, Candas		0-1	0-1	2-2	0	0	0	5	2	2	3	0	0	13
22 Hefte, Leah		0-1	0-0	0-0	0	0	0	2	0	0	2	0	0	10
43 Seeger, Kristi		0-1	0-1	0-0	0	2	2	2	0	1	2	0	1	13
44 Ashbaugh, Emily		1-5	0-0	3-4	0	2	2	3	5	0	1	1	0	18
52 Jirovec, Sarah		0-0	0-0	0-0	0	0	0	0	0	0	0	0	0	2
TEAM						2	2							
Totals		31-61	5-11	30-41	15	33	48	29	97	19	19	2	6	200

TOTAL FG% 1st Half: 19-30 63.3% 2nd Half: 12-31 38.7% Game: 50.8% DEADB
3-Pt. FG% 1st Half: 3-6 50.0% 2nd Half: 2-5 40.0% Game: 45.5% REBS
F Throw % 1st Half: 13-16 81.3% 2nd Half: 17-25 68.0% Game: 73.2% 6

Officials: Dahlem, Roberts, Struckhoff
Technical fouls: #12 Oklahoma-None. Wisconsin-None.
Attendance: 6851

Score by Periods	1st	2nd	Total
#12 Oklahoma	32	45	77
Wisconsin	54	43	97

Coaches vs. Cancer Challenge

5 — No. 18 Wisconsin 74, Nebraska 64
November 29, 2000
Kohl Center, Madison, Wis.

VISITORS: Nebraska 4-1

##	Player Name		TOT-FG FG-FGA	FG-FGA	3-PT FT-FTA	OF	REBOUNDS DE	TOT	PF	TP	A	TO	BLK	S	MIN
22	Richards, Margaret	f	2-6	0-1	0-0	0	0	0	3	4	1	1	0	1	17
44	Whitfield, Monique	f	4-12	0-0	3-5	4	3	7	4	11	0	1	1	2	23
55	Leonhardt, Casey	c	6-11	0-0	0-0	4	6	10	2	12	0	4	2	2	35
20	Went, Amanda	g	1-8	1-4	0-0	2	5	7	1	3	2	1	0	0	29
33	Howell, Shannon	g	2-4	1-2	5-8	0	2	2	5	10	6	1	0	1	32
10	Kelley, Isha		0-0	0-0	0-0	0	0	0	2	0	1	0	0	0	4
11	Cowgill, K.C		5-12	1-5	1-1	0	3	3	0	12	1	0	0	1	18
12	Cleveland, Amanda		0-0	0-0	0-0	0	0	0	0	0	0	0	0	1	3
25	Jones, Stephanie		1-2	0-0	0-0	1	1	2	1	2	0	2	0	1	15
30	Sutton, Paige		0-3	0-1	0-0	0	0	0	1	0	0	0	0	0	6
41	Blackbird, Candace.		4-5	0-0	2-2	0	1	1	2	10	5	3	0	0	16
42	Johnson, Alexa		0-0	0-0	0-0	0	0	0	0	0	0	0	0	0	1
53	Morse, Katie		0-0	0-0	0-0	1	0	1	0	0	0	1	0	0	1
TEAM						1	1	2							
Totals			25-63	3-13	11-16	13	22	35	21	64	16	14	3	9	200

TOTAL FG%	1st Half:	11-33	33.3%	2nd Half: 14-30	46.7%	Game:39.7%	DEADB
3-Pt. FG%	1st Half:	0-7	0.0%	2nd Half: 3-6	50.0%	Game:23.1%	REBS
F Throw %	1st Half:	5-8	62.5%	2nd Half: 6-8	75.0%	Game:68.8%	3,1

HOME TEAM: Wisconsin 3-2

##	Player Name		TOT-FG FG-FGA	FG-FGA	3-PT FT-FTA	OF	REBOUNDS DE	TOT	PF	TP	A	TO	BLK	S	MIN
25	Sims, LaTonya	f	3-10	1-4	0-1	0	4	4	4	7	2	0	0	1	27
41	Stomski, Jessie	f	8-14	0-0	4-6	6	4	10	1	20	2	0	0	0	34
55	Smith, Nina	c	4-9	0-1	5-6	4	6	10	2	13	1	3	0	2	33
30	Moore, Tamara	g	4-12	0-0	2-2	2	2	4	3	10	8	6	1	4	34
32	Black, Kyle	g	3-6	2-4	3-4	1	2	3	3	11	1	0	0	1	32
01	Smith, Candas		0-0	0-0	0-0	0	3	3	0	0	1	0	0	0	8
22	Hefte, Leah		2-3	1-2	0-0	0	1	1	0	5	1	2	0	0	7
43	Seeger, Kristi		2-2	1-1	0-0	0	1	1	0	5	1	4	1	0	11
44	Ashbaugh, Emily		1-1	0-0	0-0	0	1	1	2	2	0	1	0	0	12
52	Jirovec, Sarah		0-0	0-0	1-2	0	0	0	0	1	0	1	0	0	2
TEAM							3	3							
Totals			27-57	5-12	15-21	13	27	40	15	74	17	17	2	8	200

TOTAL FG%	1st Half:	16-24	66.7%	2nd Half: 11-33	33.3%	Game:47.4%	DEADB
3-Pt. FG%	1st Half:	4-6	66.7%	2nd Half: 1-6	16.7%	Game:41.7%	REBS
F Throw % 1	st Half:	9-12	75.0%	2nd Half: 6-9	66.7%	Game:71.4%	0

Officials: Bob Trammell, June Courteau, Jerry Gibbons
Technical fouls:Nebraska-None. Wisconsin-None. Attendance:5956

Score by Periods	1st	2nd	Total
Nebraska	27	37	64
Wisconsin	45	29	74

6 — No. 18 Wisconsin 66, No. 2 Tennessee 90
December 3, 2000
Thompson-Boling Arena, Knoxville, Tenn.

VISITORS: Wisconsin 3-3

##	Player Name		TOT-FG FG-FGA	FG-FGA	3-PT FT-FTA	OF	REBOUNDS DE	TOT	PF	TP	A	TO	BLK	S	MIN
25	Sims, LaTonya	f	10-17	2-4	0-0	2	3	5	2	22	1	5	0	2	36
41	Stomski, Jessie	f	6-12	0-0	2-3	1	2	3	4	14	1	5	0	1	34
55	Smith, Nina	c	5-9	0-1	1-4	3	7	10	5	11	0	5	0	0	29
30	Moore, Tamara	g	4-6	0-0	4-7	1	6	7	4	12	6	7	0	6	37
32	Black, Kyle	g	2-5	1-3	0-0	1	2	3	2	5	4	4	0	1	34
01	Smith, Candas		0-0	0-0	0-0	0	0	0	1	0	0	3	0	0	5
22	Hefte, Leah		0-2	0-1	0-0	0	0	0	1	0	0	1	0	0	5
43	Seeger, Kristi		0-0	0-0	0-0	0	0	0	1	0	1	3	0	0	3
44	Ashbaugh, Emily		1-2	0-0	0-0	1	1	2	2	2	0	1	0	0	17
TEAM							2	2							
Totals			28-53	3-9	7-14	9	23	32	22	66	13	34	0	10	200

TOTAL FG%	1st Half:	13-21	61.9%	2nd Half: 15-32	46.9%	Game:52.8%	DEADB
3-Pt. FG%	1st Half:	3-5	60.0%	2nd Half: 0-4	0.0%	Game:33.3%	REBS
F Throw %	1st Half:	3-5	60.0%	2nd Half: 4-9	44.4%	Game:50.0%	2

HOME TEAM: #2 Tennessee 5-0

##	Player Name		TOT-FG FG-FGA	FG-FGA	3-PT FT-FTA	OF	REBOUNDS DE	TOT	PF	TP	A	TO	BLK	S	MIN
24	Catchings, Tamika	f	5-11	0-2	0-1	2	1	3	0	10	0	2	0	0	24
43	Robinson, Ashley	f	0-6	0-0	0-0	2	2	4	4	0	3	2	3	4	23
00	Snow, Michelle	c	6-10	0-0	3-4	4	3	7	1	15	1	3	2	1	24
20	Lawson, Kara	g	4-7	2-5	2-2	0	2	2	0	12	4	2	0	1	20
21	Randall, Semeka	g	4-5	0-0	1-2	3	0	3	0	9	2	2	0	4	19
03	Butts, Tasha		1-5	0-1	2-4	1	2	3	2	4	1	2	0	2	11
04	Davis, LaToya		2-2	0-0	0-0	1	0	1	1	4	1	1	0	0	7
05	Elzy, Kyra		0-2	0-1	0-0	1	0	1	1	0	0	1	0	0	5
10	McDivitt, April		1-2	1-2	2-2	0	1	1	3	5	2	1	0	3	17
13	Jackson, Gwen		3-6	0-0	1-1	0	3	3	0	7	0	1	1	1	16
33	Clement, Kristen		7-8	1-1	3-3	2	1	3	1	18	1	0	0	3	17
42	McDaniel, Courtney.		1-3	0-0	0-2	0	3	3	2	2	0	1	0	0	6
50	Pillow, Shalon		1-3	0-0	2-2	0	0	0	2	4	0	2	1	0	11
TEAM						1	3	4							
Totals			35-70	4-12	16-23	17	21	38	17	90	15	20	7	19	200

TOTAL FG%	1st Half:	19-39	48.7%	2nd Half: 16-31	51.6%	Game:50.0%	DEADB
3-Pt. FG%	1st Half:	2-6	33.3%	2nd Half: 2-6	33.3%	Game:33.3%	REBS
F Throw %	1st Half:	1-3	33.3%	2nd Half: 15-20	75.0%	Game:69.6%	2

Officials: Sally Bell, Terri Maddock, Lawson Newton
Technical fouls:Wisconsin-None. #2 Tennessee-None. Attendance:14131

Score by Periods	1st	2nd	Total
Wisconsin	32	34	66
#2 Tennessee	41	49	90

7 — No. 22 Wisconsin 101, Loyola 53
December 5, 2000
Kohl Center, Madison, Wis.

VISITORS: Loyola University 1-4

##	Player Name		TOT-FG FG-FGA	FG-FGA	3-PT FT-FTA	OF	REBOUNDS DE	TOT	PF	TP	A	TO	BLK	S	MIN
12	Toczylowski, Maggie	f	1-3	1-1	0-0	1	3	4	2	3	0	2	0	0	12
32	Sirus, Lauren	c	1-5	0-0	2-2	3	5	8	4	4	3	3	0	0	30
10	Harden, Jenetria	g	1-6	0-1	1-2	0	5	5	2	3	0	1	2	2	20
23	Yops, Lauren	g	3-14	1-7	2-2	3	5	8	2	9	3	2	0	1	37
31	Hoffman, Tracy	g	3-12	2-6	0-0	0	0	0	3	8	2	3	0	0	31
05	Johnson, Ryan		3-7	2-5	0-0	0	0	0	1	8	2	1	1	0	9
11	Hamilton, Sarah		2-7	1-4	0-0	0	0	0	1	5	1	0	0	1	16
15	Madura, Kristy		0-0	0-0	0-0	0	0	0	0	0	1	3	0	0	3
20	Nethery, Marianne		0-0	0-0	0-0	0	0	0	0	0	0	0	0	0	3
22	Dilling, Beth		2-6	0-2	1-2	1	1	2	3	5	0	1	1	1	20
24	Pavich, Jenny		0-0	0-0	0-0	0	0	0	0	0	0	0	0	0	2
33	Aguado, Ramona		3-8	2-6	0-0	1	0	1	3	8	1	0	0	0	13
52	Mason, Tina		0-1	0-0	0-0	1	1	2	1	0	0	0	0	0	4
TEAM						2		2							
Totals			19-69	9-32	6-8	12	20	32	22	53	13	16	4	5	200

TOTAL FG%	1st Half:	7-29	24.1%	2nd Half: 12-40	30.0%	Game:27.5%	DEADB
3-Pt. FG%	1st Half:	4-12	33.3%	2nd Half: 5-20	25.0%	Game:28.1%	REBS
F Throw %	1st Half:	5-6	83.3%	2nd Half: 1-2	50.0%	Game:75.0%	0

HOME TEAM: Wisconsin 4-3

##	Player Name		TOT-FG FG-FGA	FG-FGA	3-PT FT-FTA	OF	REBOUNDS DE	TOT	PF	TP	A	TO	BLK	S	MIN
25	Sims, LaTonya	f	6-12	1-3	6-7	3	4	7	2	19	3	2	1	2	25
41	Stomski, Jessie	f	7-12	0-0	7-9	4	9	13	1	21	3	1	0	1	20
55	Smith, Nina	c	4-7	0-0	6-8	5	5	10	3	14	3	2	1	0	17
30	Moore, Tamara	g	3-7	0-1	2-2	2	2	4	1	8	4	3	0	2	19
32	Black, Kyle	g	1-4	1-3	0-0	0	0	0	0	3	3	0	0	0	16
01	Smith, Candas		2-3	1-2	2-2	2	3	5	0	7	3	1	0	1	22
02	Liegel, Jessica		0-0	0-0	0-0	0	0	0	0	0	0	0	0	0	2
03	Klongland, Rachel		2-6	1-5	1-2	1	1	2	0	6	0	0	0	0	13
11	Ebeling, Judy		0-1	0-0	0-0	0	1	1	0	0	0	0	0	0	5
12	Simmons, Abby		0-1	0-0	0-0	0	0	0	0	0	0	0	0	0	2
22	Hefte, Leah		1-2	0-0	0-0	0	2	2	1	2	0	2	0	0	9
43	Seeger, Kristi		3-6	0-2	0-0	2	3	5	0	6	2	1	0	0	14
44	Ashbaugh, Emily		4-10	0-0	2-2	4	6	10	2	10	1	2	1	0	23
52	Jirovec, Sarah		2-3	0-0	1-2	1	1	2	0	5	0	0	0	0	13
TEAM						2	3	5							
Totals			35-74	4-16	27-34	26	40	66	10	101	22	14	3	7	200

TOTAL FG%	1st Half:	17-41	41.5%	2nd Half: 18-33	54.5%	Game:47.3%	DEADB
3-Pt. FG%	1st Half:	3-9	33.3%	2nd Half: 1-7	14.3%	Game:25.0%	REBS
F Throw %	1st Half:	12-16	75.0%	2nd Half: 15-18	83.3%	Game:79.4%	0

Officials: Dennis Mayer, Judy Schneider, Mark Braden
Technical fouls:Loyola University-None. Wisconsin-None. Attendance:5741

Score by Periods	1st	2nd	Total
Loyola University	23	30	53
Wisconsin	49	52	101

8 — No. 23 Wisconsin 86, Evansville 71
December 14, 2000
Kohl Center, Madison, Wis.

VISITORS: Evansville 2-3

##	Player Name		TOT-FG FG-FGA	FG-FGA	3-PT FT-FTA	OF	REBOUNDS DE	TOT	PF	TP	A	TO	BLK	S	MIN
03	Langham, Allison	f	2-8	2-6	0-0	2	0	2	0	6	1	4	0	0	26
43	Eckart, Lisa	f	4-8	2-2	0-0	0	3	3	5	10	0	1	0	1	9
34	Hayes, Jenna	c	3-7	0-0	2-3	2	3	5	3	8	1	6	2	0	25
05	Ono, Shinko	g	2-6	1-4	0-0	2	4	6	2	5	4	0	0	3	36
11	Austin, Latasha	g	5-18	3-4	2-2	3	3	6	3	15	5	7	0	3	37
24	Masterson, Tami		2-4	2-4	0-0	2	1	3	2	6	1	0	0	1	22
30	Hester, Emilie		2-5	0-0	0-0	2	1	3	0	4	0	0	0	1	3
33	Gray, Jamie		4-12	0-0	5-6	1	4	5	5	13	0	4	0	2	30
42	Masuka, Drusila		.0-0	0-0	0-0	0	0	0	1	0	1	0	0	0	1
44	Griffin, Kiya		2-4	0-0	0-0	1	1	2	2	4	0	0	0	1	11
TEAM						1	1	2							
Totals			26-72	10-20	9-11	16	21	37	23	71	13	22	2	12	200

TOTAL FG%	1st Half:	14-34	41.2%	2nd Half: 12-38	31.6%	Game: 36.1%	DEADB
3-Pt. FG%	1st Half:	6-11	54.5%	2nd Half: 4-9	44.4%	Game: 50.0%	REBS
F Throw %	1st Half:	3-5	60.0%	2nd Half: 6-6	100 %	Game: 81.8%	0

HOME TEAM: Wisconsin 5-3

##	Player Name		TOT-FG FG-FGA	FG-FGA	3-PT FT-FTA	OF	REBOUNDS DE	TOT	PF	TP	A	TO	BLK	S	MIN
25	Sims, LaTonya	f	5-16	0-1	2-4	6	3	9	2	12	2	4	0	1	26
41	Stomski, Jessie	f	8-12	0-0	3-8	2	9	11	3	19	4	4	3	0	36
55	Smith, Nina	c	2-2	0-0	2-3	5	6	11	5	6	3	6	2	0	27
30	Moore, Tamara	g	8-12	2-4	2-4	0	2	2	2	20	6	4	0	9	30
32	Black, Kyle	g	4-8	3-6	0-0	0	1	1	1	11	1	2	0	0	29
01	Smith, Candas		0-1	0-1	0-0	0	0	0	0	0	2	2	0	2	10
22	Hefte, Leah		2-3	1-1	1-2	0	0	0	0	6	1	2	0	0	11
43	Seeger, Kristi		3-4	0-0	0-1	1	3	4	0	6	1	1	0	0	14
44	Ashbaugh, Emily		3-4	0-0	0-0	0	3	3	3	6	2	1	0	0	16
52	Jirovec, Sarah		0-0	0-0	0-0	0	1	1	0	0	0	0	0	0	1
TEAM							3	3							
Totals			35-62	6-13	10-22	14	31	45	16	86	22	26	5	12	200

TOTAL FG%	1st Half:	15-29	51.7%	2nd Half: 20-33	60.6%	Game: 56.5%	DEADB
3-Pt. FG%	1st Half:	3-7	42.9%	2nd Half: 3-6	50.0%	Game: 46.2%	REBS
F Throw %	1st Half:	1-2	50.0%	2nd Half: 9-20	45.0%	Game: 45.5%	4,1

Officials:Bryan Enterline, Beverly Roberts, Joe Cunningham
Technical fouls:Evansville-None. Wisconsin-None. Attendance: 5524

Score by Periods	1st	2nd	Total
Evansville	37	34	71
Wisconsin	34	52	86

9 Wisconsin 58, No. 8 Purdue 70
December 28, 2000
Kohl Center, Madison, Wis.

VISITORS: #8 PURDUE 11-3, 1-0

##	Player Name		TOT-FG FG-FGA	FG-FGA	3-PT FT-FTA	OF	REBOUNDS DE	TOT	PF	TP	A	TO	BLK	S	MIN
31	Crawford, Candi	f	0-0	0-0	4-6	2	1	3	4	4	0	0	0	1	16
32	Douglas, Katie	f	3-11	1-4	4-4	1	2	3	0	11	6	3	1	4	35
42	Cooper, Camille	c	3-8	0-0	2-4	1	5	6	4	8	1	2	0	0	25
03	Komara, Kelly	g	3-7	2-3	4-4	0	3	3	3	12	5	2	0	2	25
33	Valek, Erika	g	2-4	2-4	2-2	0	2	2	1	8	1	1	0	1	22
11	Parks, Shinika		3-8	1-2	0-0	0	2	2	1	7	1	3	1	0	19
44	Hurns, Shalicia		3-10	0-0	1-2	5	3	8	4	7	1	1	1	1	25
50	Wright, Shereka		3-7	1-1	2-2	0	2	2	2	9	0	1	0	0	18
55	Noon, Mary Jo		2-4	0-0	0-0	1	3	4	3	4	0	0	2	0	15
	TEAM					4	3	7							
	Totals		22-59	7-14	19-24	14	26	40	22	70	15	13	5	9	200

TOTAL FG%	1st Half:	12-32	37.5%	2nd Half:	10-27	37.0%	Game: 37.3%	DEADB
3-Pt. FG%	1st Half:	5-7	71.4%	2nd Half:	2-7	28.6%	Game: 50.0%	REBS
F Throw %	1st Half:	5-8	62.5%	2nd Half:	14-16	87.5%	Game: 79.2%	2,1

HOME TEAM: Wisconsin 5-4, 0-1

##	Player Name		TOT-FG FG-FGA	FG-FGA	3-PT FT-FTA	OF	REBOUNDS DE	TOT	PF	TP	A	TO	BLK	S	MIN
25	Sims, LaTonya	f	7-14	0-1	1-3	3	7 10	3	15	1	4	4	2	38	
41	Stomski, Jessie	f	3-10	0-0	6-9	0	4	4	4	12	3	1	2	1	35
55	Smith, Nina	c	2-7	0-1	0-1	3	2	5	5	4	2	4	1	3	25
30	Moore, Tamara	g	4-13	2-3	2-2	3	3	6	2	12	4	4	1	0	35
32	Black, Kyle	g	2-5	1-3	1-2	0	4	4	3	6	1	2	0	0	31
01	Smith, Candas		1-1	0-0	1-4	0	1	1	0	3	0	0	0	1	7
22	Hefte, Leah		0-0	0-0	2-4	0	0	0	1	2	0	1	0	0	8
43	Seeger, Kristi		0-1	0-1	2-2	1	0	1	0	2	0	0	0	0	2
44	Ashbaugh, Emily		0-0	0-0	0-0	1	2	3	0	0	0	0	0	0	12
45	Bird, Krista		1-1	0-0	0-0	0	1	1	1	2	0	1	0	0	7
	TEAM					2	2	4	1						
	Totals		20-52	3-9	15-27	13	26	39	19	58	11	18	8	7	200

TOTAL FG%	1st Half:	10-25	40.0%	2nd Half:	10-27	37.0%	Game: 38.5%	DEADB
3-Pt. FG%	1st Half:	2-3	66.7%	2nd Half:	1-6	16.7%	Game: 33.3%	REBS
F Throw %	1st Half:	9-15	60.0%	2nd Half:	6-12	50.0%	Game: 55.6%	4

Officials: Lisa Mattingly, Bill Stokes, Bernie Barribeau
Technical fouls: #8 PURDUE-None. Wisconsin-None. Attendance: 7205

Score by Periods	1st	2nd	Total
#8 PURDUE	34	36	70
Wisconsin	31	27	58

10 Wisconsin 94, Iowa 91
December 31, 2000
Kohl Center, Madison, Wis.

VISITORS: Iowa 6-6, 1-1

##	Player Name		TOT-FG FG-FGA	FG-FGA	3-PT FT-FTA	OF	REBOUNDS DE	TOT	PF	TP	A	TO	BLK	S	MIN
12	Magner, Leah	f	6-10	1-5	1-1	2	1	3	3	14	0	1	0	2	21
50	Lillis, Jennie	f	10-12	0-0	0-2	4	4	8	5	20	1	2	0	0	29
45	Peterson, Randi	c	5-9	0-0	1-4	3	2	5	4	11	3	2	0	1	26
10	Meder, Lindsey	g	13-22	7-12	0-1	2	3	5	4	33	2	2	0	0	35
21	Consuegra, Cara	g	3-12	0-1	2-2	1	2	3	5	8	6	4	0	2	37
01	O'Brien, Amber		0-1	0-0	0-0	0	0	0	0	0	0	0	0	1	4
05	Watson, Jerica		0-1	0-0	0-0	0	1	1	0	0	1	1	0	1	10
22	Berdo, Mary		1-6	0-4	2-2	0	0	0	3	4	4	0	0	4	28
44	Bullock, Beatrice		0-2	0-0	1-2	0	1	1	0	1	0	2	0	1	10
	TEAM														
	Totals		38-75	8-22	7-14	12	14	26	24	91	17	14	0	12	200

TOTAL FG%	1st Half:	10-32	31.3%	2nd Half:	28-43	65.1%	Game: 50.7%	DEADB
3-Pt. FG%	1st Half:	1-7	14.3%	2nd Half:	7-15	46.7%	Game: 36.4%	REBS
F Throw %	1st Half:	5-8	62.5%	2nd Half:	2-6	33.3%	Game: 50.0%	2,1

HOME TEAM: Wisconsin 6-4, 1-1

##	Player Name		TOT-FG FG-FGA	FG-FGA	3-PT FT-FTA	OF	REBOUNDS DE	TOT	PF	TP	A	TO	BLK	S	MIN
25	Sims, LaTonya	f	6-11	1-3	7-8	2	1	3	1	20	3	2	1	0	31
41	Stomski, Jessie	f	7-9	0-0	8-8	1	9	10	2	22	4	5	0	0	35
55	Smith, Nina	c	8-11	0-0	2-6	3	5	8	4	18	0	5	2	0	29
30	Moore, Tamara	g	6-9	1-3	5-6	0	4	4	2	18	7	4	1	3	31
32	Black, Kyle	g	3-8	3-6	3-6	0	3	3	1	12	2	2	0	1	31
01	Smith, Candas		0-1	0-0	0-0	0	0	0	2	0	0	1	0	0	10
22	Hefte, Leah		0-0	0-0	0-0	0	1	1	0	0	4	1	0	0	8
43	Seeger, Kristi		0-1	0-0	0-0	2	1	3	1	0	0	1	0	0	8
44	Ashbaugh, Emily		2-3	0-0	0-0	1	3	4	3	4	1	3	0	0	15
45	Bird, Krista		0-0	0-0	0-0	0	0	0	0	0	0	0	0	0	2
	TEAM					2	2								
	Totals		32-53	5-12	25-34	9	29	38	16	94	21	24	4	4	200

TOTAL FG%	1st Half:	15-26	57.7%	2nd Half:	17-27	63.0%	Game: 60.4%	DEADB
3-Pt. FG%	1st Half:	5-9	55.6%	2nd Half:	0-3	0.0%	Game: 41.7%	REBS
F Throw %	1st Half:	5-6	83.3%	2nd Half:	20-28	71.4%	Game: 73.5%	6,1

Officials: June Courteau, Teresa Dahlem, Bob Trammell
Technical fouls: Iowa-None. Wisconsin-None. Attendance: 6876

Score by Periods	1st	2nd	Total
Iowa	26	65	91
Wisconsin	40	54	94

11 Wisconsin 85, Michigan 52
January 4, 2001
Crisler Arena, Ann Arbor, Mich.

VISITORS: Wisconsin 7-4 (2-1)

##	Player Name		TOT-FG FG-FGA	FG-FGA	3-PT FT-FTA	OF	REBOUNDS DE	TOT	PF	TP	A	TO	BLK	S	MIN
41	Stomski, Jessie	f	4-9	0-0	4-6	1	5	6	2	12	4	1	0	1	24
55	Smith, Nina	c	5-8	0-0	0-0	1	3	4	2	10	1	3	1	2	25
25	Sims, LaTonya	g	9-13	1-1	2-2	4	3	7	0	21	4	2	1	1	28
30	Moore, Tamara	g	5-7	1-2	1-2	0	5	5	3	12	6	2	2	3	26
32	Black, Kyle	g	5-5	4-4	0-0	0	1	1	0	14	1	1	0	2	24
01	Smith, Candas		1-2	0-1	0-0	0	0	0	1	2	0	1	0	0	11
03	Klongland, Rachel		0-5	0-3	0-0	0	0	0	0	0	0	0	0	0	5
11	Ebeling, Judy		0-1	0-0	0-0	0	0	0	0	0	1	0	0	0	3
22	Hefte, Leah		0-0	0-0	0-0	0	1	1	0	0	0	0	0	0	11
43	Seeger, Kristi		2-3	0-0	0-0	1	3	4	1	4	1	1	1	0	12
44	Ashbaugh, Emily		1-3	0-0	2-4	0	3	3	2	4	0	1	1	1	16
45	Bird, Krista		2-3	0-0	0-0	1	1	2	1	4	0	1	0	0	11
52	Jirovec, Sarah		1-2	0-0	0-0	1	2	3	0	2	0	0	0	0	4
	TEAM					2	1	3							
	Totals		35-61	6-11	9-14	11	28	39	12	85	18	13	6	10	200

TOTAL FG%	1st Half:	22-31	71.0%	2nd Half:	13-30	43.3%	Game: 57.4%	DEADB
3-Pt. FG%	1st Half:	4-6	66.7%	2nd Half:	2-5	40.0%	Game: 54.5%	REBS
F Throw %	1st Half:	0-0	0.0%	2nd Half:	9-14	64.3%	Game: 64.3%	2

HOME TEAM: Michigan 8-5 (1-2)

##	Player Name		TOT-FG FG-FGA	FG-FGA	3-PT FT-FTA	OF	REBOUNDS DE	TOT	PF	TP	A	TO	BLK	S	MIN
32	Goodlow, Raina	f	6-12	0-1	2-4	3	0	3	5	14	1	2	0	2	27
33	Gandy, Stephanie	f	1-3	0-0	0-0	1	0	1	1	2	1	2	0	2	23
54	Smith, Jennifer	c	1-7	0-1	2-2	0	7	7	0	4	0	2	0	0	20
24	Thorius, Anne	g	1-5	1-2	0-0	1	2	3	1	3	6	3	0	1	27
30	Oesterle, Heather	g	1-4	0-0	0-0	0	0	0	1	2	1	1	1	0	15
04	Jara, Susana		0-1	0-0	0-0	0	0	0	0	0	1	0	0	0	3
05	Leary, Michaela		.0-0	0-0	0-0	0	0	0	0	0	0	1	0	0	4
10	Schumacher, Christie		0-2	0-1	0-0	0	0	0	0	0	0	1	1	1	8
31	Robinson, Infini		0-2	0-1	0-0	1	0	1	0	0	0	0	0	0	7
40	Ingram, Alayne		6-14	3-8	0-0	0	1	1	2	15	3	2	0	3	33
42	Dykhouse, Katie		.0-0	0-0	0-0	0	0	0	0	0	0	0	0	0	1
44	Bies, LeeAnn		5-12	0-0	2-2	6	5	11	4	12	1	3	0	0	32
	TEAM					2	3	5							
	Totals		21-62	4-14	6-8	14	18	32	14	52	14	17	2	9	200

TOTAL FG%	1st Half:	15-33	45.5%	2nd Half:	6-29	20.7%	Game: 33.9%	DEADB
3-Pt. FG%	1st Half:	4-6	66.7%	2nd Half:	0-8	0.0%	Game: 28.6%	REBS
F Throw %	1st Half:	4-6	66.7%	2nd Half:	2-2	100 %	Game: 75.0%	1

Officials: Sally Bell, Ron Dressender, Beverly Roberts
Technical fouls: Wisconsin-None. Michigan-None. Attendance: 1374

Score by Periods	1st	2nd	Total
Wisconsin	48	37	85
Michigan	38	14	52

12 Wisconsin 80, UW-Green Bay 82 (OT)
January 7, 2001
Kohl Center, Madison, Wis.

VISITORS: Green Bay 8-5

##	Player Name		TOT-FG FG-FGA	FG-FGA	3-PT FT-FTA	OF	REBOUNDS DE	TOT	PF	TP	A	TO	BLK	S	MIN
14	Tilque, Melanie	f	5-11	4-5	1-2	0	1	1	2	15	6	2	0	4	38
34	Warden, Anne	f	5-12	2-5	0-0	2	1	3	3	12	3	4	0	3	34
43	Stowe, Mandy	f	11-12	0-0	2-3	2	2	4	1	24	3	3	1	2	33
04	Leonhard, Amanda	g	3-7	1-2	1-2	1	3	4	2	8	5	2	0	1	27
22	Loiselle, Kristy	g	1-4	0-0	2-2	2	2	4	2	4	5	5	0	3	39
11	Boyer, Sara		0-0	0-0	0-0	0	0	0	0	0	0	1	0	1	6
13	Dudley, Elizabeth		2-3	0-1	2-2	2	3	5	3	6	1	2	0	0	19
32	Ebel, Trisha		1-3	1-2	0-0	0	0	0	1	3	1	1	0	1	6
54	Johnson, Chandra		4-9	0-0	2-3	0	4	4	4	10	0	1	1	0	23
	TEAM					1	2	3							
	Totals		32-61	8-15	10-14	10	18	28	18	82	24	21	2	15	225

TOTAL FG%	1st Half:	15-28	53.6%	2nd Half:	12-25	48.0%	OT:	5-8	62.5%	Game: 52.5% DEADB
3-Pt. FG%	1st Half:	3-6	50.0%	2nd Half:	4-8	50.0%	OT:	1-1	100 %	Game: 53.3% REBS
F Throw %	1st Half:	3-3	100 %	2nd Half:	7-11	63.6%	OT:	0-0	0.0%	Game: 71.4% 1,1

HOME TEAM: Wisconsin 7-5

##	Player Name		TOT-FG FG-FGA	FG-FGA	3-PT FT-FTA	OF	REBOUNDS DE	TOT	PF	TP	A	TO	BLK	S	MIN
25	Sims, LaTonya	f	4-10	0-2	0-0	1	0	1	4	8	2	5	0	1	33
41	Stomski, Jessie	f	5-12	0-0	1-2	2	3	5	0	11	6	3	0	0	38
55	Smith, Nina	c	4-5	0-0	0-0	1	4	5	5	8	0	6	0	3	21
30	Moore, Tamara	g	7-14	0-2	6-8	2	1	3	0	20	7	6	0	6	41
32	Black, Kyle	g	7-10	5-7	4-4	0	1	1	0	23	1	2	0	2	37
01	Smith, Candas		1-1	0-0	0-0	0	0	0	0	2	3	2	0	0	4
22	Hefte, Leah		.1-1	1-1	0-0	0	1	1	1	3	0	0	0	0	8
43	Seeger, Kristi		0-1	0-0	0-0	1	3	4	0	0	0	1	0	1	12
44	Ashbaugh, Emily		.2-5	0-0	0-0	1	9	10	2	4	0	0	0	1	26
45	Bird, Krista		0-0	0-0	1-2	1	0	1	3	1	1	1	0	0	5
	TEAM						2	2							
	Totals		31-59	6-12	12-16	11	22	33	15	80	20	26	0	14	225

TOTAL FG%	1st Half:	13-23	56.5%	2nd Half:	14-27	51.9%	OT:	4-9	44.4%	Game: 52.5% DEADB
3-Pt. FG%	1st Half:	3-6	50.0%	2nd Half:	3-6	50.0%	OT:	0-0	0.0%	Game: 50.0% REBS
F Throw %	1st Half:	1-3	33.3%	2nd Half:	10-12	83.3%	OT:	1-1	100 %	Game: 75.0% 2

Officials: Barb Smith, Ray Bomeli, Joe Cunningham
Technical fouls: Green Bay-None. Wisconsin-None. Attendance: 7615

Score by Periods	1st	2nd	OT	Total
Green Bay	36	35	11	82
Wisconsin	30	41	9	80

13 Wisconsin 72, Michigan State 56
January 11, 2001
Breslin Center, East Lansing, Mich.

VISITORS: Wisconsin 8-5, 3-1 BT

##	Player Name		TOT-FG FG-FGA	FG-FGA	3-PT FT-FTA	REBOUNDS OF	DE	TOT	PF	TP	A	TO	BLK	S	MIN
25	Sims, LaTonya	*	7-13	1-4	1-1	6	1	7	2	16	8	1	0	1	31
30	Moore, Tamara	*	4-9	3-5	1-2	1	4	5	3	12	6	0	0	3	29
32	Black, Kyle	*	2-6	1-5	3-4	1	0	1	1	8	2	2	0	0	30
41	Stomski, Jessie	*	8-13	0-1	2-3	0	4	4	3	18	3	0	0	0	27
55	Smith, Nina	*	3-7	1-1	1-2	2	5	7	2	8	2	2	0	0	28
01	Smith, Candas		1-1	1-1	0-0	0	0	0	1	3	1	2	0	0	11
22	Hefte, Leah		0-2	0-2	0-0	0	0	0	3	0	0	1	0	1	13
43	Seeger, Kristi		3-5	1-2	0-0	0	1	1	2	7	1	1	0	2	14
44	Ashbaugh, Emily		0-1	0-0	0-0	1	2	3	3	0	0	1	1	0	12
45	Bird, Krista		0-2	0-0	0-0	1	1	2	1	0	0	1	0	0	5
	TEAM					2	3	5	1						
	Totals		28-59	8-21	8-12	14	21	35	21	72	23	12	1	7	200

TOTAL FG%	1st Half:	11-25	44.0%	2nd Half: 17-34	50.0%	Game: 47.5%	DEADB
3-Pt. FG%	1st Half:	6-11	54.5%	2nd Half: 2-10	20.0%	Game: 38.1%	REBS
F Throw %	1st Half:	4-6	66.7%	2nd Half: 4-6	66.7%	Game: 66.7%	2

HOME TEAM: Michigan State 8-7, 2-2 BT

##	Player Name		TOT-FG FG-FGA	FG-FGA	3-PT FT-FTA	REBOUNDS OF	DE	TOT	PF	TP	A	TO	BLK	S	MIN
03	Pagel, Julie	*	6-9	0-0	2-4	2	1	3	4	14	0	2	0	1	37
25	Salscheider, Abby	*	1-4	0-0	2-5	3	0	3	0	4	4	4	0	1	31
32	Cummings, Becky	*	7-10	0-0	8-11	7	5	12	3	22	1	3	3	0	34
34	Johnson, Donita	*	1-10	1-6	0-0	0	3	3	0	3	5	3	0	1	29
40	Reese, Vnemina	*	2-7	1-3	6-8	0	2	2	3	11	3	1	0	2	31
15	Callier, Jennifer		0-2	0-0	0-0	2	0	2	2	0	1	1	0	1	9
22	Pung, Christie		0-2	0-2	2-2	0	4	4	0	2	0	0	0	1	15
23	Recker, Maria		0-3	0-1	0-0	0	3	3	1	0	0	2	0	0	14
	TEAM					1	1								
	Totals		17-47	2-12	20-30	15	18	33	13	56	14	16	3	7	200

TOTAL FG%	1st Half:	11-25	44.0%	2nd Half: 6-22	27.3%	Game: 36.2%	DEADB
3-Pt. FG%	1st Half:	1-8	12.5%	2nd Half: 1-4	25.0%	Game: 16.7%	REBS
F Throw %	1st Half:	7-11	63.6%	2nd Half: 13-19	68.4%	Game: 66.7%	5

Officials: Art Bomengen, Judy Schneider, Dave Stewart
Technical fouls: Wisconsin-None. Michigan State-None. Attendance: 1333

Score by Periods	1st	2nd	Total
Wisconsin	32	40	72
Michigan State	30	26	56

Becky Cummings 20th career double-double

14 Wisconsin 68, Iowa 74
January 14, 2001
Carver-Hawkeye Arena, Iowa City, Iowa

VISITORS: Wisconsin 8-6, 3-2

##	Player Name		TOT-FG FG-FGA	FG-FGA	3-PT FT-FTA	REBOUNDS OF	DE	TOT	PF	TP	A	TO	BLK	S	MIN
25	Sims, LaTonya	f	4-14	1-4	2-2	1	4	5	2	11	0	3	0	1	35
41	Stomski, Jessie	f	6-12	0-0	1-3	4	6	10	4	13	3	4	0	2	29
55	Smith, Nina	c	5-9	0-1	2-3	0	3	3	4	12	1	1	0	1	24
30	Moore, Tamara	g	9-16	3-5	4-4	1	2	3	2	25	4	6	0	6	37
32	Black, Kyle	g	1-5	1-3	0-0	1	1	2	4	3	6	2	0	2	26
01	Smith, Candas		0-0	0-0	0-0	0	0	0	0	0	2	2	0	0	14
22	Hefte, Leah		0-1	0-0	0-0	0	0	0	0	0	0	1	0	0	2
43	Seeger, Kristi		1-2	0-0	0-0	0	3	3	0	2	0	1	1	0	16
44	Ashbaugh, Emily		1-1	0-0	0-0	0	1	1	1	2	0	0	0	0	13
45	Bird, Krista		0-1	0-0	0-0	0	0	0	1	0	0	1	0	0	4
	TEAM					3	2	5							
	Totals		27-61	5-13	9-12	10	22	32	18	68	16	21	1	12	200

TOTAL FG%	1st Half:	12-27	44.4%	2nd Half: 15-34	44.1%	Game: 44.3%	DEADB
3-Pt. FG%	1st Half:	2-3	66.7%	2nd Half: 3-10	30.0%	Game: 38.5%	REBS
F Throw %	1st Half:	5-6	83.3%	2nd Half: 4-6	66.7%	Game: 75.0%	2

HOME TEAM: Iowa 8-7, 3-2

##	Player Name		TOT-FG FG-FGA	FG-FGA	3-PT FT-FTA	REBOUNDS OF	DE	TOT	PF	TP	A	TO	BLK	S	MIN
05	Watson, Jerica	f	1-3	0-0	2-4	2	4	6	2	4	3	2	0	0	17
50	Lillis, Jennie	f	3-4	0-1	0-0	3	3	6	1	6	3	3	4	2	37
10	Meder, Lindsey	c	9-16	4-11	3-5	1	3	4	0	25	3	7	0	2	37
12	Magner, Leah	g	2-6	1-4	2-4	1	3	4	2	7	0	1	0	0	20
21	Consuegra, Cara	g	3-13	1-2	2-2	0	2	2	3	9	10	3	0	0	38
22	Berdo, Mary		2-5	0-2	0-0	0	2	2	1	4	2	0	0	2	11
44	Bullock, Beatrice		0-1	0-0	0-0	0	1	1	0	0	0	0	1	0	4
45	Peterson, Randi		9-16	0-0	1-3	9	6	15	3	19	6	4	2	4	36
	TEAM					1	1	2							
	Totals		29-64	6-20	10-18	17	25	42	12	74	27	20	7	10	200

TOTAL FG%	1st Half:	13-35	37.1%	2nd Half: 16-29	55.2%	Game: 45.3%	DEADB
3-Pt. FG%	1st Half:	3-11	27.3%	2nd Half: 3-9	33.3%	Game: 30.0%	REBS
F Throw %	1st Half:	3-4	75.0%	2nd Half: 7-14	50.0%	Game: 55.6%	4

Officials: Dahlem, Dressander, Pardue
Technical fouls: Wisconsin-None. Iowa-None. Attendance: 5372

Score by Periods	1st	2nd	Total
Wisconsin	31	37	68
Iowa	32	42	74

15 Wisconsin 60, UW-Milwaukee 59
January 16, 2001
Klotsche Center, Milwaukee, Wis.

VISITORS: Wisconsin 9-6

##	Player Name		TOT-FG FG-FGA	FG-FGA	3-PT FT-FTA	REBOUNDS OF	DE	TOT	PF	TP	A	TO	BLK	S	MIN
25	Sims, LaTonya	*	2-6	0-1	3-4	2	1	3	4	7	2	2	1	1	19
30	Moore, Tamara	*	4-12	0-3	2-3	0	5	5	3	10	5	3	0	7	28
32	Black, Kyle	*	3-6	1-3	0-0	0	1	1	0	7	3	1	1	1	34
41	Stomski, Jessie	*	8-14	0-0	0-3	2	7	9	2	16	3	2	1	1	38
55	Smith, Nina	*	6-8	0-0	2-4	2	3	5	3	14	0	3	5	0	31
01	Smith, Candas		1-2	0-1	0-0	0	0	0	0	2	0	3	0	3	13
11	Ebeling, Judy		0-0	0-0	0-0	0	0	0	0	0	0	1	0	1	3
22	Hefte, Leah		0-1	0-1	0-0	0	1	1	0	0	0	0	0	0	6
43	Seeger, Kristi		2-4	0-0	0-0	1	2	3	0	4	0	3	0	1	17
44	Ashbaugh, Emily		0-0	0-0	0-0	0	1	1	0	0	0	2	0	0	9
45	Bird, Krista		0-0	0-0	0-0	0	0	0	1	0	0	0	0	0	2
	TEAM					6	1	7							
	Totals		26-53	1-9	7-14	13	22	35	13	60	13	20	8	15	200

TOTAL FG%	1st Half:	13-23	56.5%	2nd Half: 13-30	43.3%	Game: 49.1%	DEADB
3-Pt. FG%	1st Half:	1-3	33.3%	2nd Half: 0-6	0.0%	Game: 11.1%	REBS
F Throw %	1st Half:	3-4	75.0%	2nd Half: 4-10	40.0%	Game: 50.0%	2

HOME TEAM: UW-Milwaukee 6-8

##	Player Name		TOT-FG FG-FGA	FG-FGA	3-PT FT-FTA	REBOUNDS OF	DE	TOT	PF	TP	A	TO	BLK	S	MIN
11	Stoltenberg, Liz	*	2-5	2-4	0-0	2	2	4	0	6	2	2	0	0	21
15	Wilhite, Jessica	*	3-15	2-9	0-0	5	5	10	0	8	3	2	0	1	33
20	Kaufman, Stefanie	*	1-3	0-1	0-0	1	0	1	1	2	0	5	0	0	14
21	Fletcher, Liz	*	1-3	0-0	0-0	1	0	1	2	2	0	1	0	0	11
34	Luchsinger, Nicole	*	5-7	2-2	0-0	2	2	4	2	12	2	3	0	3	31
03	Klaas, Allison		1-7	1-5	2-2	0	0	0	1	5	5	2	0	3	26
22	Tamm, Holly		4-11	1-2	0-0	2	1	3	2	9	1	1	0	1	28
24	Viall, Maria		3-8	0-0	4-6	3	4	7	5	10	2	1	3	2	25
30	Gregory, Antoinette		1-1	1-1	0-0	0	0	0	0	3	1	2	0	1	5
32	Wenzel, Angela		0-0	0-0	0-0	0	1	1	1	0	1	0	0	0	2
44	Jonason, Janelle		1-2	0-0	0-0	0	1	1	1	2	0	1	0	0	
	TEAM					3	3	6							
	Totals		22-62	9-24	6-8	19	19	38	15	59	17	20	3	11	200

TOTAL FG%	1st Half:	11-35	31.4%	2nd Half: 11-27	40.7%	Game: 35.5%	DEADB
3-Pt. FG%	1st Half:	5-14	35.7%	2nd Half: 4-10	40.0%	Game: 37.5%	REBS
F Throw %	1st Half:	0-2	0.0%	2nd Half: 6-6	100 %	Game: 75.0%	1

Officials: Gibbons, Braden, Sykes
Technical fouls: Wisconsin-None. UW-Milwaukee-, TEAM. Attendance: 2102

Score by Periods	1st	2nd	Total
Wisconsin	30	30	60
UW-Milwaukee	27	32	59

16 Wisconsin 90, Minnesota 67
January 18, 2001
Kohl Center, Madison, Wis.

VISITORS: Minnesota 7-9, 0-5

##	Player Name		TOT-FG FG-FGA	FG-FGA	3-PT FT-FTA	REBOUNDS OF	DE	TOT	PF	TP	A	TO	BLK	S	MIN
10	Prince, Kim	f	3-8	0-0	0-0	1	2	3	2	6	0	2	0	0	25
35	Andersson, Kadidja	f	7-11	0-0	1-2	3	3	6	4	15	2	6	0	0	25
30	Pickens, Brandy	c	1-4	0-0	2-3	3	5	8	2	4	2	1	0	1	34
05	Piroglu, Ozlem	g	2-5	0-1	2-2	0	1	1	5	6	7	6	0	1	27
13	Whalen, Lindsay	g	8-14	2-4	6-8	1	5	6	2	24	3	4	0	1	38
03	Hemberg, Ebba		0-0	0-0	0-0	0	0	0	0	0	0	0	0	0	0+
14	McGhee, Trish		0-7	0-4	1-2	2	1	3	2	1	2	2	0	0	14
21	Lieser, Lindsay		2-3	1-2	0-0	0	0	0	1	5	0	0	0	1	10
43	Kane, Megan		2-4	0-0	0-1	1	0	1	2	4	0	0	1	0	18
54	Bell, Kim		0-0	0-0	2-2	0	0	0	2	2	0	1	0	0	9
	TEAM					1	2	3							
	Totals		25-56	3-11	14-20	12	19	31	22	67	16	22	1	4	200

TOTAL FG%	1st Half:	10-21	47.6%	2nd Half: 15-35	42.9%	Game: 44.6%	DEADB
3-Pt. FG%	1st Half:	0-4	0.0%	2nd Half: 3-7	42.9%	Game: 27.3%	REBS
F Throw %	1st Half:	10-12	83.3%	2nd Half: 4-8	50.0%	Game: 70.0%	2

HOME TEAM: Wisconsin 10-6, 4-2

##	Player Name		TOT-FG FG-FGA	FG-FGA	3-PT FT-FTA	REBOUNDS OF	DE	TOT	PF	TP	A	TO	BLK	S	MIN
25	Sims, LaTonya	f	8-14	2-4	2-4	5	1	6	1	20	1	2	1	1	29
41	Stomski, Jessie	f	8-11	0-1	2-3	5	6	11	2	18	4	1	0	1	32
55	Smith, Nina	c	7-11	0-0	5-7	3	2	5	4	19	1	2	0	0	23
30	Moore, Tamara	g	3-9	0-1	5-6	1	4	5	4	11	8	5	0	3	28
32	Black, Kyle	g	2-8	1-7	0-0	0	2	2	1	5	1	2	0	2	24
01	Smith, Candas		1-1	0-0	0-0	0	1	1	2	2	1	1	0	2	13
03	Klongland, Rachel		0-0	0-0	0-0	0	0	0	1	0	0	0	0	0	3
22	Hefte, Leah		1-4	1-3	1-2	0	0	0	2	4	3	1	0	2	12
43	Seeger, Kristi		0-3	0-1	0-1	3	2	5	0	0	0	0	1	0	11
44	Ashbaugh, Emily		3-3	0-0	1-2	2	1	3	1	7	1	1	0	0	11
45	Bird, Krista		2-5	0-0	0-0	1	1	2	2	4	0	2	0	1	11
52	Jirovec, Sarah		0-0	0-0	0-0	0	1	1	0	0	0	0	0	0	3
	TEAM					1	2	3							
	Totals		35-69	4-17	16-25	21	23	44	20	90	20	17	2	12	200

TOTAL FG%	1st Half:	18-37	48.6%	2nd Half: 17-32	53.1%	Game: 50.7%	DEADB
3-Pt. FG%	1st Half:	2-10	20.0%	2nd Half: 2-7	28.6%	Game: 23.5%	REBS
F Throw %	1st Half:	4-8	50.0%	2nd Half: 12-17	70.6%	Game: 64.0%	3

Officials: Dennis Mayer, Tina Napier, Jan Herke
Technical fouls: Minnesota-None. Wisconsin-None. Attendance: 6328

Score by Periods	1st	2nd	Total
Minnesota	30	37	67
Wisconsin	42	48	90

17 Wisconsin 69, Indiana 62
January 21, 2000
Kohl Center, Madison, Wis.

VISITORS: Indiana 13-5, 4-3

## Player Name		TOT-FG FG-FGA	FG-FGA	3-PT FT-FTA	REBOUNDS OF	DE	TOT	PF	TP	A	TO	BLK	S	MIN
40 Jones, Tara	f	3-8	2-3	0-2	1	2	3	3	8	3	3	1	0	34
44 Honnegger, Rachael	f	4-8	2-3	0-0	2	2	4	5	10	2	0	0	2	16
42 Chapman, Jill	c	5-17	0-0	5-6	2	8	10	5	15	1	4	2	2	35
04 Cassady, Heather	g	5-9	2-3	6-7	1	4	5	2	18	2	1	0	3	38
21 Alting, Rainy	g	2-4	0-0	0-0	0	0	0	1	4	0	1	0	0	21
15 Waugh, Anna		0-2	0-2	0-0	0	0	0	1	0	1	3	0	1	14
24 Hartman, Jill		0-4	0-1	0-0	0	0	0	0	0	0	0	0	0	13
30 McGinnis, Erin		0-0	0-0	0-0	0	0	0	0	0	0	1	0	0	2
32 Skapin, Allison		0-1	0-0	0-0	0	0	0	3	0	0	0	0	0	3
45 Christenson, Erika.		1-1	0-0	0-0	1	1	2	5	2	0	1	0	0	11
52 Ridley, Charliss		1-2	0-0	3-4	1	0	1	1	5	0	2	0	0	13
TEAM					1	1	2							
Totals		21-56	6-12	14-19	9	18	27	26	62	9	16	3	8	200

TOTAL FG%	1st Half:	9-27	33.3%	2nd Half:	12-29	41.4%	Game:37.5%	DEADB
3-Pt. FG%	1st Half:	3-5	60.0%	2nd Half:	3-7	42.9%	Game:50.0%	REBS
F Throw %	1st Half:	6-8	75.0%	2nd Half:	8-11	72.7%	Game:73.7%	4,2

HOME TEAM: Wisconsin 11-6, 5-2

## Player Name		TOT-FG FG-FGA	FG-FGA	3-PT FT-FTA	REBOUNDS OF	DE	TOT	PF	TP	A	TO	BLK	S	MIN
25 Sims, LaTonya	f	4-8	0-0	3-6	4	5	9	2	11	0	3	0	0	28
41 Stomski, Jessie	f	5-11	0-0	15-21	4	6	10	4	25	3	3	0	2	33
55 Smith, Nina	c	5-9	0-0	4-5	1	4	5	4	14	0	0	2	1	26
30 Moore, Tamara	g	2-6	0-0	2-4	0	1	1	3	6	3	5	0	1	30
32 Black, Kyle	g	3-8	2-4	1-2	0	2	2	3	9	5	3	0	2	35
01 Smith, Candas		0-1	0-0	0-0	0	0	0	2	0	3	1	0	0	12
22 Hefte, Leah		0-0	0-0	0-0	0	0	0	0	0	0	1	0	0	5
43 Seeger, Kristi		1-1	0-0	0-0	1	5	6	1	2	0	0	0	0	12
44 Ashbaugh, Emily		1-5	0-0	0-0	1	0	1	0	2	0	0	0	0	13
45 Bird, Krista		0-0	0-0	0-0	0	1	1	0	0	0	0	0	0	4
52 Jirovec, Sarah		0-0	0-0	0-0	0	0	0	0	0	0	0	0	0	2
TEAM					2	3	5							
Totals		21-49	2-4	25-38	13	27	40	19	69	14	16	2	6	200

TOTAL FG%	1st Half:	11-26	42.3%	2nd Half:	10-23	43.5%	Game:42.9%	DEADB
3-Pt. FG%	1st Half:	2-3	66.7%	2nd Half:	0-1	0.0%	Game:50.0%	REBS
F Throw %	1st Half:	8-9	88.9%	2nd Half:	17-29	58.6%	Game:65.8%	8

Officials: Ray Bomeli, Dave Stewart, Teresa Dahlem
Technical fouls:Indiana-None. Wisconsin-None. Attendance:9100

Score by Periods	1st	2nd	Total
Indiana	27	35	62
Wisconsin	32	37	69

18 Wisconsin 73, Illinois 65
January 25, 2001
Assembly Hall, Champaign, Ill.

VISITORS: Wisconsin 12-6, 6-2

## Player Name		TOT-FG FG-FGA	FG-FGA	3-PT FT-FTA	REBOUNDS OF	DE	TOT	PF	TP	A	TO	BLK	S	MIN
25 Sims, LaTonya	f	6-11	1-2	4-5	2	3	5	1	17	2	3	1	1	32
41 Stomski, Jessie	f	3-11	0-0	1-2	2	1	3	1	7	2	3	0	3	32
55 Smith, Nina	c	4-7	0-0	2-3	2	4	6	3	10	0	1	0	1	27
30 Moore, Tamara	g	4-8	1-2	8-10	0	3	3	3	17	13	7	1	4	38
32 Black, Kyle	g	3-5	3-4	0-0	0	0	0	1	9	1	2	0	0	28
01 Smith, Candas		0-0	0-0	0-0	0	0	0	1	0	0	1	0	0	2
22 Hefte, Leah		2-6	1-3	0-0	0	0	0	0	5	0	0	0	0	12
43 Seeger, Kristi		1-1	0-0	0-0	0	1	1	0	2	0	1	0	0	8
44 Ashbaugh, Emily		1-2	0-0	2-2	2	3	5	0	4	0	1	0	0	15
45 Bird, Krista		1-1	0-0	0-0	0	2	2	0	2	1	0	0	0	6
TEAM					3	1	4							
Totals		25-52	6-11	17-22	11	18	29	10	73	19	19	2	9	200

TOTAL FG%	1st Half:	14-30	46.7%	2nd Half:	11-22	50.0%	Game:48.1%	DEADB
3-Pt. FG%	1st Half:	2-5	40.0%	2nd Half:	4-6	66.7%	Game:54.5%	REBS
F Throw %	1st Half:	3-5	60.0%	2nd Half:	14-17	82.4%	Game:77.3%	1,2

HOME TEAM: Illinois 9-10, 4-3

## Player Name		TOT-FG FG-FGA	FG-FGA	3-PT FT-FTA	REBOUNDS OF	DE	TOT	PF	TP	A	TO	BLK	S	MIN
10 Curtin, Allison	f	4-14	0-3	0-0	2	1	3	3	8	4	2	1	4	36
24 Wilson, Holly	f	2-2	0-0	2-2	0	0	0	2	6	0	0	1	0	8
52 Vana, Dawn	c	3-6	0-0	0-0	0	4	4	3	6	2	3	0	1	21
02 O'Neil, Anne	g	6-12	0-0	2-2	0	2	2	2	14	1	4	1	2	33
23 Hunter, Shavonna	g	2-4	2-3	0-0	0	1	1	1	6	3	4	0	1	33
00 Smith, Yolanda		0-0	0-0	0-0	0	1	1	1	0	0	1	0	0	5
11 Marcauskaite, Iveta		5-8	2-4	4-4	5	5	10	0	16	1	5	1	1	25
30 Yanni, Aminata		1-5	0-3	0-0	0	0	0	1	2	0	1	0	1	13
32 Hagberg, Karen		0-1	0-0	0-0	1	0	1	0	0	1	0	0	0	4
55 Dallas, Cindy		3-9	0-0	1-1	6	4	10	4	7	0	0	1	2	22
TEAM						1	1				1			
Totals		26-61	4-13	9-9	14	19	33	17	65	12	21	5	12	200

TOTAL FG%	1st Half:	11-26	42.3%	2nd Half:	15-35	42.9%	Game:42.6%	DEADB
3-Pt. FG%	1st Half:	3-4	75.0%	2nd Half:	1-9	11.1%	Game:30.8%	REBS
F Throw %	st Half:	6-6	100 %	2nd Half:	3-3	100 %	Game:100 %	1,1

Officials: Sue Kennedy, Art Bomengen, Bryan Enterline
Technical fouls:Wisconsin-None. Illinois-None. Attendance:3852

Score by Periods	1st	2nd	Total
Wisconsin	33	40	73
Illinois	31	34	65

19 Wisconsin 70, No. 6 Purdue 75 (OT)
January 28, 2001
Mackey Arena, West Lafayette, Ind.

VISITORS: Wisconsin 12-7, 6-3

## Player Name		TOT-FG FG-FGA	FG-FGA	3-PT FT-FTA	REBOUNDS OF	DE	TOT	PF	TP	A	TO	BLK	S	MIN
25 Sims, LaTonya	f	6-10	2-3	0-0	3	4	7	3	14	4	2	1	0	36
41 Stomski, Jessie	f	5-10	0-0	4-5	2	8	10	5	14	0	4	1	1	37
55 Smith, Nina	c	5-6	0-0	1-2	1	0	1	5	11	0	1	0	0	19
30 Moore, Tamara	g	8-16	1-2	2-3	2	5	7	4	19	5	6	3	3	42
32 Black, Kyle	g	3-9	2-6	2-3	1	2	3	0	10	2	3	0	2	36
01 Smith, Candas		0-0	0-0	2-2	0	1	1	0	2	1	1	0	0	12
22 Hefte, Leah		0-1	0-1	0-0	0	0	0	0	0	0	0	0	0	2
43 Seeger, Kristi		0-2	0-1	0-0	1	1	2	2	0	1	0	0	0	11
44 Ashbaugh, Emily		0-0	0-0	0-0	0	2	2	3	0	0	2	0	0	20
45 Bird, Krista		0-2	0-0	0-0	1	1	2	2	0	0	1	0	0	10
TEAM						3	3							
Totals		27-56	5-13	11-15	11	27	38	24	70	13	20	5	6	225

TOTAL FG%	1st Half:	15-25	60.0%	2nd Half:	10-26	38.5%	OT: 2-5 40.0%	Game:48.2% DEADB
3-Pt. FG%	1st Half:	2-8	25.0%	2nd Half:	3-4	75.0%	OT: 0-1 0.0%	Game:38.5% REBS
F Throw %	1st Half:	5-7	71.4%	2nd Half:	4-5	80.0%	OT: 2-3 66.7%	Game:73.3% 0

HOME TEAM: #6 Purdue 19-3, 9-0

## Player Name		TOT-FG FG-FGA	FG-FGA	3-PT FT-FTA	REBOUNDS OF	DE	TOT	PF	TP	A	TO	BLK	S	MIN
32 Douglas, Katie	f	9-21	3-6	3-3	4	5	9	3	24	1	3	0	4	41
44 Hurns, Shalicia	f	4-10	0-0	4-4	2	6	8	1	12	3	0	2	2	43
42 Cooper, Camille	c	2-4	0-0	0-1	0	3	3	5	4	0	2	2	0	23
03 Komara, Kelly	g	5-10	2-3	0-0	1	1	2	1	12	3	3	0	3	32
33 Valek, Erika	g	0-4	0-2	0-0	0	0	0	2	0	2	1	0	0	18
04 Hicks, Lindsey		0-1	0-0	0-0	0	0	0	0	0	0	0	0	0	2
11 Parks, Shinika		1-3	1-1	0-0	0	2	2	0	3	0	1	0	1	13
31 Crawford, Candi		2-3	0-0	2-5	3	0	3	3	6	0	0	0	1	22
50 Wright, Shereka		3-8	0-2	8-9	4	2	6	2	14	2	2	1	1	31
TEAM						2	2							
Totals		26-64	6-14	17-22	14	21	35	17	75	11	12	5	12	225

TOTAL FG%	1st Half:	11-26	42.3%	2nd Half:	13-32	40.6%	OT: 2-6 33.3%	Game:40.6% DEADB
3-Pt. FG%	1st Half:	4-9	44.4%	2nd Half:	2-3	66.7%	OT: 0-2 0.0%	Game:42.9% REBS
F Throw %	1st Half:	5-7	71.4%	2nd Half:	5-8	62.5%	OT: 7-7 100 %	Game:77.3% 2,1

Officials: Teresa Dahlem, Mark Zentz, Jerry Gibbons
Technical fouls:Wisconsin-None. #6 Purdue-None. Attendance:9082

Score by Periods	1st	2nd	OT	Total
Wisconsin	37	27	6	70
#6 Purdue	31	33	11	75

20 No. 25 Wisconsin 70, Northwestern 35
February 1, 2001
Kohl Center, Madison, Wis.

VISITORS: Northwestern 4-16, 0-10

		TOT-FG FG-FGA	FG-FGA	3-PT FT-FTA	REBOUNDS OF	DE	TOT	PF	TP	A	TO	BLK	S	MIN
00 Sears, Tami	f	3-12	0-0	7-10	2	8	10	2	13	1	4	0	1	35
30 Will, Natalie	f	0-2	0-0	0-0	1	1	2	5	0	1	6	0	1	19
42 Dolland, Leslie	c	5-7	0-0	0-0	2	3	5	2	10	0	4	0	1	29
33 Butler, Emily	g	2-12	0-3	0-0	0	3	3	4	4	3	3	0	0	34
40 Messenger, Ashley	g	0-2	0-1	1-2	2	1	3	4	1	1	1	0	0	19
03 Fisher, Becky		0-0	0-0	0-0	0	0	0	0	0	0	0	0	0	1
10 Leonard, Dana		1-6	1-5	2-2	1	0	1	1	5	3	2	0	0	29
11 Koester, Courtney		0-0	0-0	0-0	0	1	1	0	0	1	1	0	0	5
24 Zylstra, Michelle		1-3	0-2	0-0	1	0	1	0	2	0	2	0	1	17
32 Russell, Billee		0-2	0-0	0-0	0	1	1	1	0	0	3	0	0	12
TEAM					3	1	4	1						
Totals		12-46	1-11	10-14	12	19	31	19	35	10	27	0	4	200

TOTAL FG%	1st Half:	4-21	19.0%	2nd Half:	8-25	32.0%	Game:26.1%	DEADB
3-Pt. FG%	1st Half:	0-4	0.0%	2nd Half:	1-7	14.3%	Game: 9.1%	REBS
F Throw %	1st Half:	2-4	50.0%	2nd Half:	8-10	80.0%	Game:71.4%	1

HOME TEAM: Wisconsin 13-7, 7-3

		TOT-FG FG-FGA	FG-FGA	3-PT FT-FTA	REBOUNDS OF	DE	TOT	PF	TP	A	TO	BLK	S	MIN
25 Sims, LaTonya	f	5-10	1-3	2-2	3	5	8	2	13	1	3	0	2	24
41 Stomski, Jessie	f	2-7	0-0	3-4	3	5	8	3	7	1	4	0	2	24
55 Smith, Nina	c	6-8	0-1	2-3	0	1	1	3	14	0	2	0	2	22
30 Moore, Tamara	g	1-7	0-1	2-2	1	1	2	2	4	6	2	0	1	19
32 Black, Kyle	g	2-6	1-4	0-0	1	1	2	0	5	2	0	0	0	20
01 Smith, Candas		3-4	0-0	0-0	0	1	1	0	6	2	1	0	5	19
02 Liegel, Jessica		0-0	0-0	0-0	1	0	1	0	0	0	0	0	0	1
03 Klongland, Rachel		0-0	0-0	1-2	0	0	0	0	1	1	2	0	0	4
11 Ebeling, Judy		0-0	0-0	2-2	0	0	0	0	2	0	0	0	0	2
12 Simmons, Abby		0-0	0-0	0-0	0	1	1	0	0	0	0	0	0	2
22 Hefte, Leah		0-2	0-1	2-3	1	3	4	1	2	1	1	0	1	15
43 Seeger, Kristi		1-4	0-1	0-0	3	1	4	1	2	0	1	0	0	14
44 Ashbaugh, Emily		2-3	0-0	4-4	1	1	2	3	8	0	1	0	0	15
45 Bird, Krista		2-2	0-0	0-0	0	2	2	0	4	0	0	0	1	14
52 Jirovec, Sarah		1-1	0-0	0-0	0	0	0	0	2	1	0	0	0	5
TEAM						3	3							
Totals		25-54	2-11	18-22	14	25	39	15	70	15	17	0	14	200

TOTAL FG%	1st Half:	11-26	42.3%	2nd Half:	14-28	50.0%	Game:46.3%	DEADB
3-Pt. FG%	1st Half:	1-6	16.7%	2nd Half:	1-5	20.0%	Game:18.2%	REBS
F Throw %	1st Half:	7-10	70.0%	2nd Half:	11-12	91.7%	Game:81.8%	0

Officials: John Whitson, Kathy Lynch, Jan Herke
Technical fouls:Northwestern-None. Wisconsin-None. Attendance:6397

Score by Periods	1st	2nd	Total
Northwestern	10	25	35
Wisconsin	30	40	70

21

No. 25 Wisconsin 69, Michigan State 49
February 4, 2001
Kohl Center, Madison, Wis.

VISITORS: Michigan State 8-13, 2-8

##	Player Name		TOT-FG FG-FGA	FG-FGA	3-PT FT-FTA	OF	DE	TOT	PF	TP	A	TO	BLK	S	MIN
03	Pagel, Julie	f	6-11	0-0	2-4	2	2	4	2	14	2	6	0	1	37
25	Salscheider, Abby	f	2-7	0-0	0-0	3	2	5	0	4	1	4	0	0	26
45	Skelly, Erin	c	3-8	0-0	2-4	4	5	9	4	8	1	4	3	1	25
22	Pung, Christie	g	1-2	0-1	2-2	0	2	2	2	4	1	2	0	0	23
40	Reese, Vnemina	g	2-8	1-3	2-2	0	4	4	3	7	3	2	0	1	38
15	Callier, Jennifer		0-1	0-0	0-0	0	3	3	1	0	0	0	1	0	7
23	Recker, Maria		1-2	1-2	0-0	0	1	1	0	3	0	0	0	0	8
32	Cummings, Becky		0-2	0-0	0-0	0	1	1	0	0	0	0	0	0	10
34	Johnson, Donita		4-9	1-3	0-1	0	2	2	0	9	1	1	0	0	26
	TEAM					2	2	4	1						
	Totals		19-50	3-9	8-13	11	24	35	12	49	9	20	4	3	200

TOTAL FG%	1st Half:	5-19	26.3%	2nd Half:	14-31	45.2%	Game:38.0%
3-Pt. FG%	1st Half:	0-2	0.0%	2nd Half:	3-7	42.9%	Game:33.3%
F Throw %	1st Half:	2-2	100 %	2nd Half:	6-11	54.5%	Game:61.5%

DEADB
REBS
1,1

HOME TEAM: Wisconsin 14-7, 8-3

##	Player Name		TOT-FG FG-FGA	FG-FGA	3-PT FT-FTA	OF	DE	TOT	PF	TP	A	TO	BLK	S	MIN
25	Sims, LaTonya	f	5-9	0-2	1-2	1	5	6	2	11	2	2	2	0	25
41	Stomski, Jessie	f	8-11	0-0	3-6	2	3	5	2	19	5	0	2	0	27
44	Ashbaugh, Emily	c	1-3	0-0	0-0	1	1	2	1	2	1	2	0	1	25
30	Moore, Tamara	g	3-9	1-3	0-1	3	5	8	2	7	5	2	2	2	26
32	Black, Kyle	g	3-6	2-5	0-0	0	3	3	2	8	2	0	0	1	19
01	Smith, Candas		2-4	1-2	0-0	0	1	1	0	5	2	2	0	2	21
03	Klongland, Rachel		0-2	0-2	0-0	0	0	0	0	0	1	0	0	0	7
11	Ebeling, Judy		0-0	0-0	0-0	0	0	0	0	0	0	0	0	0	1
22	Hefte, Leah		0-2	0-2	0-0	0	2	2	0	0	0	0	0	0	14
43	Seeger, Kristi		1-2	0-0	3-4	1	1	2	2	5	0	0	0	2	16
45	Bird, Krista		5-10	1-1	1-2	1	2	3	2	12	1	1	0	1	18
52	Jirovec, Sarah		0-1	0-0	0-0	0	0	0	0	0	0	0	0	0	1
	TEAM					1	1	2	1						
	Totals		28-59	5-17	8-15	10	24	34	13	69	19	10	6	9	200

TOTAL FG%	1st Half:	16-27	59.3%	2nd Half:	12-32	37.5%	Game:47.5%
3-Pt. FG%	1st Half:	3-8	37.5%	2nd Half:	2-9	22.2%	Game:29.4%
F Throw %	1st Half:	4-8	50.0%	2nd Half:	4-7	57.1%	Game:53.3%

DEADB
REBS
3

Officials:John Morningstar, Sue Kennedy, Yvette McKinney
Technical fouls:Michigan State-None. Wisconsin-None. Attendance:7897

Score by Periods	1st	2nd	Total
Michigan State	12	37	49
Wisconsin	39	30	69

22

No. 20 Wisconsin 79, Indiana 83 (OT)
February 8, 2001
Assembly Hall, Bloomington, Ind.

VISITORS: Wisconsin 14-8, 8-4

##	Player Name		TOT-FG FG-FGA	FG-FGA	3-PT FT-FTA	OF	DE	TOT	PF	TP	A	TO	BLK	S	MIN
25	Sims, LaTonya	f	4-18	0-3	5-7	5	6	11	2	13	0	1	1	2	39
41	Stomski, Jessie	f	8-17	0-1	3-5	8	10	18	2	19	1	3	1	1	40
44	Ashbaugh, Emily	c	2-4	0-0	0-0	2	0	2	1	4	0	0	2	0	18
30	Moore, Tamara	g	3-10	1-4	0-1	3	0	3	5	7	3	5	2	3	37
32	Black, Kyle	g	5-11	2-7	4-4	2	1	3	3	16	2	1	0	2	40
01	Smith, Candas		0-2	0-0	0-0	1	0	1	2	0	1	2	0	0	10
22	Hefte, Leah		.0-0	0-0	0-0	0	0	0	1	0	0	0	0	0	5
43	Seeger, Kristi		0-0	0-0	0-0	0	0	0	0	0	0	0	0	0	4
45	Bird, Krista		1-2	0-0	0-0	0	0	0	1	2	0	1	0	0	3
55	Smith, Nina		.7-13	0-1	4-7	3	4	7	3	18	3	1	1	1	29
	TEAM					2	2	4							
	Totals		30-77	3-16	16-24	26	23	49	20	79	10	14	7	9	225

TOTAL FG%	1st Half:	12-30	40.0%	2nd Half:	15-36	41.7%	OT:	3-11	27.3%	Game:39.0%	DEADB
3-Pt. FG%	1st Half:	1-6	16.7%	2nd Half:	1-6	16.7%	OT:	1-4	25.0%	Game:18.8%	REBS
F Throw %	1st Half:	6-9	66.7%	2nd Half:	10-13	76.9%	OT:	0-2	0.0%	Game:66.7%	3

HOME TEAM: Indiana University 15-7, 6-5

##	Player Name		TOT-FG FG-FGA	FG-FGA	3-PT FT-FTA	OF	DE	TOT	PF	TP	A	TO	BLK	S	MIN
30	McGinnis, Erin	f	5-19	1-7	5-6	5	8	13	3	16	3	8	0	3	42
42	Chapman, Jill	c	8-14	0-0	3-5	1	4	5	5	19	1	0	3	0	31
04	Cassady, Heather	g	6-9	5-5	4-6	2	2	4	1	21	2	1	0	1	41
21	Alting, Rainey	g	1-2	0-0	6-6	0	2	2	2	8	5	2	0	0	29
40	Jones, Tara	g	5-8	1-2	0-0	2	0	2	4	11	3	2	0	1	34
15	Waugh, Anna		1-5	1-3	1-2	2	2	4	4	4	2	2	0	1	22
24	Hartman, Jill		0-1	0-0	0-0	0	0	0	0	0	0	4	0	0	9
45	Christenson, Erika.		2-3	0-0	0-0	0	2	2	2	4	1	0	0	0	17
	TEAM					4	6	10							
	Totals		28-61	8-17	19-25	16	26	42	21	83	17	19	3	6	225

TOTAL FG%	1st Half:	16-30	53.3%	2nd Half:	9-24	37.5%	OT:	3-7	42.9%	Game:45.9%	DEADB
3-Pt. FG%	1st Half:	6-11	54.5%	2nd Half:	2-5	40.0%	OT:	0-1	0.0%	Game:47.1%	REBS
F Throw %	1st Half:	3-4	75.0%	2nd Half:	11-15	73.3%	OT:	5-6	83.3%	Game:76.0%	0

Officials: Sally Bell, Bonita Spence, Judy Schneider
Technical fouls:Wisconsin-None. Indiana University-None. Attendance:908

Score by Periods	1st	2nd	OT	Total
Wisconsin	31	41	7	79
Indiana University	41	31	11	83

23

No. 20 Wisconsin 70, Northwestern 54
February 11, 2001
Welsh-Ryan Arena, Evanston, Ill.

VISITORS: Wisconsin 15-8, 9-4

##	Player Name	TOT-FG FG-FGA	FG-FGA	3-PT FT-FTA	OF	DE	TOT	PF	TP	A	TO	BLK	S	MIN
01	Smith, Candas	1-4	0-1	2-2	0	4	4	1	4	1	0	0	1	14
22	Hefte, Leah	1-2	1-2	9-12	0	0	0	1	12	2	2	1	2	17
25	Sims, LaTonya	3-9	0-2	2-2	2	4	6	1	8	1	1	0	1	30
30	Moore, Tamara	3-6	1-1	0-0	0	4	4	2	7	7	4	1	2	30
32	Black, Kyle	2-5	0-2	0-0	0	1	1	1	4	0	5	0	0	22
41	Stomski, Jessie	8-11	0-0	0-0	2	2	4	3	16	3	1	0	5	28
43	Seeger, Kristi	0-1	0-0	4-6	2	1	3	2	4	0	1	0	0	7
44	Ashbaugh, Emily	1-4	0-0	0-0	1	1	2	2	2	1	0	1	0	18
45	Bird, Krista	0-1	0-0	0-0	0	2	2	3	0	0	1	0	1	11
55	Smith, Nina	6-9	0-0	1-4	4	3	7	4	13	4	3	0	1	23
	TEAM				2	5	7	1						
	Totals	25-52	2-8	18-26	13	27	40	20	70	19	19	3	13	200

TOTAL FG%	1st Half:	14-28	50.0%	2nd Half:	11-24	45.8%	Game:48.1%
3-Pt. FG%	1st Half:	2-5	40.0%	2nd Half:	0-3	0.0%	Game:25.0%
F Throw %	1st Half:	2-5	40.0%	2nd Half:	16-21	76.2%	Game:69.2%

DEADB
REBS
1

HOME TEAM: Northwestern 4-19, 0-13

##	Player Name	TOT-FG FG-FGA	FG-FGA	3-PT FT-FTA	OF	DE	TOT	PF	TP	A	TO	BLK	S	MIN
00	Sears, Tami	4-12	0-0	5-8	5	4	9	4	13	0	3	0	1	34
10	Leonard, Dana	2-14	2-9	2-2	0	1	1	3	8	2	3	0	1	24
24	Zylstra, Michelle	2-8	0-5	2-2	2	5	7	2	6	1	2	3	0	27
30	Will, Natalie	3-7	2-5	0-1	3	4	7	4	8	4	4	0	2	36
32	Russell, Billee	0-2	0-0	0-0	0	0	0	1	0	0	0	0	0	4
33	Butler, Emily	3-15	0-3	0-0	0	3	3	5	6	2	3	0	2	34
40	Messenger, Ashley	0-0	0-0	0-0	3	0	3	1	0	1	2	0	0	22
42	Dolland, Leslie	4-5	0-0	5-7	4	2	6	2	13	1	2	0	0	19
	TEAM				5	2	7							
	Totals	18-63	4-22	14-20	22	21	43	22	54	11	19	3	6	200

TOTAL FG%	1st Half:	10-28	35.7%	2nd Half:	8-35	22.9%	Game:28.6%
3-Pt. FG%	1st Half:	2-8	25.0%	2nd Half:	2-14	14.3%	Game:18.2%
F Throw %	1st Half:	5-5	100 %	2nd Half:	9-15	60.0%	Game:70.0%

DEADB
REBS
2

Officials: Dennis Mayer, Keith Fisher, Connie Pardue
Technical fouls:Wisconsin-None. Northwestern-None. Attendance:4018

Score by Periods	1st	2nd	Total
Wisconsin	32	38	70
Northwestern	27	27	54

New NU Women's attendance recordPrevious: 3,926

24

No. 22 Wisconsin 86, No. 17 Penn State 75
February 18, 2001
Kohl Center, Madison, Wis.

VISITORS: Penn State 18-7,10-4

##	Player Name		TOT-FG FG-FGA	FG-FGA	3-PT FT-FTA	OF	DE	TOT	PF	TP	A	TO	BLK	S	MIN
20	Shepherd, Lisa	f	4-11	1-2	2-2	1	5	6	2	11	2	1	0	0	25
54	Walseth, Maren	f	2-6	0-0	0-1	3	3	6	3	4	1	4	2	1	37
31	Barnes, Rashana	c	5-7	0-1	1-2	3	2	5	5	11	0	1	1	0	16
13	Mazzante, Kelly	g	7-18	3-10	0-0	2	1	3	5	17	1	2	1	2	33
44	Luke, Ashley	g	0-3	0-3	0-0	0	1	1	1	0	0	0	0	0	17
10	Schumacher, Katie		0-0	0-0	0-0	0	0	0	0	0	1	0	0	0	4
11	Shook, Jacquelynn		0-0	0-0	0-0	0	0	0	0	0	0	0	0	0	2
12	Carr, Katrena		3-7	1-1	2-2	1	0	1	3	9	5	0	0	1	27
22	Brungo, Jessica		6-9	5-7	1-2	0	2	2	3	18	2	1	0	1	19
35	Upshaw, Courtney		1-2	0-0	3-4	1	2	3	1	5	2	2	0	0	20
	TEAM						2	2							
	Totals		28-63	10-24	9-13	13	16	29	23	75	14	11	4	5	200

TOTAL FG%	1st Half:	11-27	40.7%	2nd Half:	17-36	47.2%	Game:44.4%				DEADB
3-Pt. FG%	1st Half:	2-7	28.6%	2nd Half:	8-17	47.1%	Game:41.7%				REBS
F Throw %	1st Half:	5-6	83.3%	2nd Half:	4-7	57.1%	Game:69.2%				0

HOME TEAM: Wisconsin 16-8,10-4

##	Player Name		TOT-FG FG-FGA	FG-FGA	3-PT FT-FTA	OF	DE	TOT	PF	TP	A	TO	BLK	S	MIN
25	Sims, LaTonya	f	4-9	1-2	9-9	2	5	7	2	18	3	1	1	1	29
41	Stomski, Jessie	f	8-11	0-0	3-6	2	3	5	2	19	1	1	0	0	37
55	Smith, Nina	c	5-8	0-0	3-4	1	5	6	4	13	1	3	0	1	26
30	Moore, Tamara	g	5-6	0-0	9-9	0	5	5	4	19	4	3	1	1	33
32	Black, Kyle	g	3-8	1-4	2-2	0	2	2	0	9	2	2	0	0	27
01	Smith, Candas		0-0	0-0	3-4	0	0	0	2	3	3	2	0	1	17
22	Hefte, Leah		1-1	1-1	0-0	0	2	2	0	3	1	0	0	0	7
43	Seeger, Kristi		1-1	0-0	0-0	0	0	0	0	2	0	1	0	1	10
44	Ashbaugh, Emily		0-1	0-0	0-0	1	0	1	1	0	0	0	0	0	6
45	Bird, Krista		0-2	0-0	0-0	0	0	0	1	0	0	1	0	0	8
	TEAM					2	4	6							
	Totals		27-47	3-7	29-34	8	26	34	16	86	15	14	2	5	200

TOTAL FG%	1st Half:	12-26	46.2%	2nd Half:	15-21	71.4%	Game:57.4%				DEADB
3-Pt. FG%	1st Half:	3-6	50.0%	2nd Half:	0-1	0.0%	Game:42.9%				REBS
F Throw %	1st Half:	5-7	71.4%	2nd Half:	24-27	88.9%	Game:85.3%				1

Officials: Lisa Mattingly, Dave Stewart, Marvin Sykes
Technical fouls:Penn State-None. Wisconsin-None. Attendance:8978

Score by Periods	1st	2nd	Total
Penn State	29	46	75
Wisconsin	32	54	86

25

No. 21 Wisconsin 86, Minnesota 43
February 22, 2001
Sports Pavilion, Minneapolis, Minn.

VISITORS: No. 21 WISCONSIN 17-8, 11-4

##	Player Name		TOT-FG FG-FGA	FG-FGA	3-PT FT-FTA	OF	REBOUNDS DE	TOT	PF	TP	A	TO	BLK	S	MIN
25	Sims, LaTonya	f	5-9	2-3	0-0	1	3	4	1	12	4	0	2	1	26
41	Stomski, Jessie	f	6-11	0-0	1-2	3	5	8	3	13	3	2	1	1	25
55	Smith, Nina	c	3-9	0-0	0-1	0	8	8	3	6	2	2	5	2	22
30	Moore, Tamara	g	3-10	0-3	2-2	1	3	4	1	8	5	0	0	3	23
32	Black, Kyle	g	4-6	3-5	0-0	0	0	0	1	11	3	0	0	1	22
1	Smith, Candas		0-0	0-0	0-0	0	2	2	0	0	0	2	0	0	9
11	Ebeling, Judy		0-2	0-1	0-0	0	1	1	1	0	1	0	0	1	10
22	Hefte, Leah		2-5	2-3	0-0	1	1	2	1	6	0	0	0	1	12
3	Klongland, Rachel		0-0	0-0	0-0	0	0	0	0	0	2	0	0	0	4
43	Seeger, Kristi		4-5	1-1	4-6	2	0	2	1	13	1	1	1	0	14
44	Ashbaugh, Emily		.3-3	0-0	0-0	0	1	1	2	6	1	0	1	1	12
45	Bird, Krista		3-7	0-0	1-3	2	3	5	1	7	2	0	1	0	17
52	Jirovec, Sarah		2-2	0-0	0-0	0	0	0	0	4	0	0	0	0	4
TEAM						4	2	6							
Totals			35-69	8-16	8-14	14	29	43	15	86	24	7	11	11	200

TOTAL FG% 1st Half: 16-35 45.7% 2nd Half: 19-34 55.9% Game:50.7% DEADB
3-Pt. FG% 1st Half: 5-10 50.0% 2nd Half: 3-6 50.0% Game:50.0% REBS
F Throw % 1st Half: 3-6 50.0% 2nd Half: 5-8 62.5% Game:57.1% 3

HOME TEAM: Minnesota 8-18, 1-14

##	Player Name		TOT-FG FG-FGA	FG-FGA	3-PT FT-FTA	OF	REBOUNDS DE	TOT	PF	TP	A	TO	BLK	S	MIN
10	Prince, Kim	f	5-8	0-0	0-0	2	3	5	1	10	3	2	0	0	24
21	Lieser, Lindsay	f	2-3	0-0	0-0	1	3	4	1	4	2	0	0	0	21
30	Pickens, Brandy	c	0-5	0-0	1-3	0	3	3	1	1	1	4	0	0	16
13	Whalen, Lindsay	g	5-17	0-1	4-4	2	2	4	2	14	2	3	0	0	36
20	Hill, Leslie	g	1-7	0-0	0-0	2	2	4	1	2	0	2	0	0	24
14	McGhee, Trish		0-4	0-1	2-2	0	1	1	0	2	2	3	0	1	11
22	Glass, Alana		0-0	0-0	0-0	0	0	0	0	0	0	0	0	0	1
24	Nelson, Kim		0-0	0-0	0-0	0	0	0	0	0	0	1	0	0	1
35	Andersson, Kadidja.		2-7	0-0	2-2	1	1	2	2	6	0	1	0	2	20
43	Kane, Megan		0-2	0-0	0-0	2	0	2	1	0	1	1	1	1	21
52	Leon, Angel		0-1	0-0	0-0	0	0	0	0	0	0	0	0	0	1
54	Bell, Kim		2-7	0-0	0-0	2	5	7	4	4	1	1	5	0	24
TEAM						4	3	7							
Totals			17-61	0-2	9-11	16	23	39	13	43	12	18	6	4	200

TOTAL FG% 1st Half: 7-26 26.9% 2nd Half: 17-61 27.9% Game:27.9% DEADB
3-Pt. FG% 1st Half: 0-0 0.0% 2nd Half: 0-2 0.0% Game: 0.0% REBS
F Throw % 1st Half: 3-4 75.0% 2nd Half: 9-11 81.8% Game:81.8%

Officials: Sally Bell, Bryan Enterline, Connie Purdue
Technical fouls:No. 21 WISCONSIN-None. Minnesota-None. Attendance:1415

Score by Periods	1st	2nd	Total
No. 21 WISCONSIN	40	46	86
Minnesota	17	26	43

26

No. 21 Wisconsin 81, Ohio State 62
February 25, 2001
Kohl Center, Madison, Wis.

VISITORS: Ohio State 16-10, 6-10

##	Player Name		TOT-FG FG-FGA	FG-FGA	3-PT FT-FTA	OF	REBOUNDS DE	TOT	PF	TP	A	TO	BLK	S	MIN
20	Shenk, Lauren	f	3-9	2-4	0-0	0	1	1	3	8	0	1	0	1	26
40	Shackleford, D'wan	f	2-6	0-0	0-0	0	0	0	4	4	0	2	0	0	15
50	Coleman, Courtney	c	8-14	0-0	4-8	1	2	3	4	20	0	4	0	1	30
10	Brown, Tomeka	g	5-10	0-0	4-4	1	1	2	4	14	1	1	0	0	35
12	Lewis, Jamie	g	3-11	2-7	4-4	2	2	4	2	12	8	5	0	5	33
14	Stearns, Dana		0-1	0-0	0-0	1	2	3	1	0	0	0	0	0	12
23	Stanhope, Mandy		1-1	0-0	0-0	0	0	0	0	2	1	0	0	0	8
25	Matter, Caity		0-0	0-0	0-0	0	0	0	1	0	1	0	0	1	11
33	Reynolds, DiDi		0-3	0-2	0-0	1	3	4	0	0	1	4	0	0	9
41	Barnes, Amber		0-0	0-0	0-0	0	0	0	0	0	0	0	0	0	2
45	Haynam, Emily		0-0	0-0	2-2	0	2	2	1	2	0	1	1	2	19
TEAM							3	3							
Totals			22-55	4-13	14-18	6	16	22	20	62	12	18	1	10	200

TOTAL FG% 1st Half: 12-25 4 8.0% 2nd Half: 10-30 33.3% Game:40.0% DEADB
3-Pt. FG% 1st Half: 3-9 33.3% 2nd Half: 1-4 25.0% Game:30.8% REBS
F Throw % 1st Half: 11-12 91.7% 2nd Half: 3-6 50.0% Game:77.8% 3

HOME TEAM: Wisconsin 18-8, 12-4

##	Player Name		TOT-FG FG-FGA	FG-FGA	3-PT FT-FTA	OF	REBOUNDS DE	TOT	PF	TP	A	TO	BLK	S	MIN
25	Sims, LaTonya	f	13-18	0-3	1-1	5	6	11	2	27	2	3	0	3	33
41	Stomski, Jessie	f	6-8	0-0	5-8	2	6	8	4	17	2	3	0	1	26
55	Smith, Nina	c	3-4	0-0	1-1	1	2	3	4	7	0	3	2	0	21
30	Moore, Tamara	g	4-6	1-3	3-6	1	3	4	1	12	9	5	0	6	32
32	Black, Kyle	g	3-7	2-5	0-1	0	0	0	1	8	3	1	0	1	24
01	Smith, Candas		0-1	0-0	1-2	0	0	0	1	1	0	1	0	0	6
03	Klongland, Rachel		0-0	0-0	0-0	0	1	1	0	0	1	2	0	0	4
11	Ebeling, Judy		0-0	0-0	0-0	0	0	0	0	0	0	0	0	0	3
22	Hefte, Leah		0-1	0-1	0-0	0	1	1	2	0	0	2	0	0	12
43	Seeger, Kristi		2-2	0-0	0-0	0	2	2	0	4	0	0	0	0	12
44	Ashbaugh, Emily		2-4	0-0	1-2	4	3	7	1	5	2	1	0	0	13
45	Bird, Krista		0-5	0-1	0-0	0	3	3	2	0	0	2	0	0	13
52	Jirovec, Sarah		0-0	0-0	0-0	0	0	0	0	0	0	0	0	0	1
TEAM			1	1	2										
Totals			33-56	3-13	12-21	14	28	42	18	81	19	23	2	11	200

TOTAL FG% 1st Half: 16-33 48.5% 2nd Half: 17-23 73.9% Game:58.9% DEADB
3-Pt. FG% 1st Half: 2-12 16.7% 2nd Half: 1-1 100 % Game:23.1% REBS
F Throw % 1st Half: 4-8 50.0% 2nd Half: 8-13 61.5% Game:57.1% 2

Officials: June Corteau, Sue Kennedy, Tina Napier
Technical fouls:Ohio State-None. Wisconsin-None. Attendance:8377

Score by Periods	1st	2nd	Total
Ohio State	38	24	62
Wisconsin	38	43	81

27

No. 20 Wisconsin 68, Illinois 80
March 2, 2001
Van Andel Arena, Grand Rapids, Mich.

VISITORS: Illinois 16-14 (9-7)

##	Player Name		TOT-FG FG-FGA	FG-FGA	3-PT FT-FTA	OF	REBOUNDS DE	TOT	PF	TP	A	TO	BLK	S	MIN
02	O'NEIL,Anne	*	4-11	0-0	10-12	1	4	5	3	18	2	3	0	1	40
10	CURTIN,Allison	*	6-10	2-3	6-7	0	3	3	3	20	6	5	0	5	39
23	HUNTER,Shavonna	*	2-5	0-0	0-0	0	0	0	1	4	2	4	0	2	20
24	WILSON,Holly	*	1-2	0-0	0-0	1	1	2	3	2	0	1	1	2	16
52	VANA,Dawn	*	3-6	0-0	4-5	2	5	7	4	10	1	2	2	1	35
11	MARCAUSKAITE,Iveta.		3-10	1-1	3-4	2	1	3	0	10	0	3	0	1	21
32	HAGBERG,Karen		0-0	0-0	0-0	0	0	0	0	0	0	0	0	0	2
55	DALLAS,Cindy		6-7	0-0	4-4	3	3	6	3	16	0	2	0	2	27
TEAM						1	3	4							
Totals			25-51	3-4	27-32	10	20	30	17	80	11	20	3	14	200

TOTAL FG% 1st Half: 12-28 42.9% 2nd Half: 13-23 56.5% Game:49.0% DEADB
3-Pt. FG% 1st Half: 2-3 66.7% 2nd Half: 1-1 100 % Game:75.0% REBS
F Throw % 1st Half: 9-10 90.0% 2nd Half: 18-22 81.8% Game:84.4% 1

HOME TEAM: Wisconsin 18-9 (12-4)

##	Player Name		TOT-FG FG-FGA	FG-FGA	3-PT FT-FTA	OF	REBOUNDS DE	TOT	PF	TP	A	TO	BLK	S	MIN
25	Sims, LaTonya	*	5-18	1-5	6-6	4	3	7	3	17	1	8	0	0	37
30	Moore, Tamara	*	4-9	0-2	4-4	1	4	5	4	12	4	7	2	3	32
32	Black, Kyle	*	3-8	1-6	3-3	0	2	2	5	10	3	1	0	1	32
41	Stomski, Jessie	*	4-8	0-0	2-4	2	5	7	5	10	2	3	0	0	37
55	Smith, Nina	*	7-12	0-0	5-7	4	4	8	3	19	1	3	0	1	33
01	Smith, Candas		0-0	0-0	0-0	0	0	0	2	0	2	1	0	0	11
22	Hefte, Leah		0-1	0-0	0-0	0	1	1	0	0	0	1	0	0	6
43	Seeger, Kristi		0-1	0-0	0-0	1	0	1	0	0	0	0	0	0	6
45	Bird, Krista		0-0	0-0	0-0	0	0	0	2	0	0	1	0	0	6
TEAM						5	1	6							
Totals			23-57	2-13	20-24	17	20	37	24	68	13	25	2	5	200

TOTAL FG% 1st Half: 10-28 35.7% 2nd Half: 13-29 44.8% Game:40.4% DEADB
3-Pt. FG% 1st Half: 0-6 0.0% 2nd Half: 2-7 28.6% Game:15.4% REBS
F Throw % 1st Half: 7-9 77.8% 2nd Half: 13-15 86.7% Game:83.3% 1

Officials: Boneli, Tromwell, & Stewart
Technical fouls:Illinois-None. Wisconsin-None. Attendance:5566

Score by Periods	1st	2nd	Total
Illinois	35	45	80
Wisconsin	27	41	68

Game 7, Big Ten Women's Tournament
Illinois advances to semi-final vs. Iowa on 3/3/01 at app. 6:30 PM

28

No. 25 Wisconsin 68, Missouri 71
March 16, 2001
NCAA 1st Round, Athens, Geo.

VISITORS: University of Missouri 21-9

##	Player Name		TOT-FG FG-FGA	FG-FGA	3-PT FT-FTA	OF	REBOUNDS DE	TOT	PF	TP	A	TO	BLK	S	MIN
13	Unrau, Evan	f	3-7	0-0	0-0	3	3	6	3	6	2	2	2	1	34
24	Lassiter, Amanda	f	8-21	4-6	0-0	2	3	5	4	20	1	1	2	1	20
55	Williams, Marlena	f	6-16	0-4	4-4	2	4	6	3	16	1	2	0	2	26
15	Barr, Kerensa	g	5-9	2-2	1-2	3	2	5	0	13	5	4	1	6	36
22	Franklin, Tracy	g	3-7	1-4	0-0	2	1	3	2	7	0	3	1	0	32
14	Millham, Christa		0-0	0-0	0-0	2	0	2	0	0	1	0	0	0	4
31	Smith, Wannette		0-3	0-0	0-0	0	3	3	0	0	0	1	1	0	19
32	Bright, Natalie		4-8	1-4	0-0	0	2	2	1	9	5	0	0	2	28
51	Loftus, Amy		0-0	0-0	0-0	0	0	0	0	0	0	0	0	0	1
TEAM						1	2	3							
Totals			29-71	8-20	5-6	15	20	35	13	71	15	13	7	12	200

TOTAL FG% 1st Half: 13-37 35.1% 2nd Half: 16-34 47.1% Game:40.8% DEADB
3-Pt. FG% 1st Half: 5-11 45.5% 2nd Half: 3-9 33.3% Game:40.0% REBS
F Throw % 1st Half: 1-1 100 % 2nd Half: 4-5 80.0% Game:83.3% 0

HOME TEAM: Wisconsin 18-10

##	Player Name		TOT-FG FG-FGA	FG-FGA	3-PT FT-FTA	OF	REBOUNDS DE	TOT	PF	TP	A	TO	BLK	S	MIN
25	Sims, LaTonya	f	4-11	0-0	0-0	4	5	9	0	8	2	1	0	0	29
41	Stomski, Jessie	f	12-18	1-1	4-6	4	7	11	3	29	3	2	0	0	37
55	Smith, Nina	c	4-9	0-0	5-6	2	5	7	3	13	2	3	1	1	31
30	Moore, Tamara	g	4-8	1-2	1-3	0	7	7	4	10	1	11	2	4	34
32	Black, Kyle	g	2-6	2-6	0-0	0	2	2	0	6	2	1	0	1	31
01	Smith, Candas		0-0	0-0	0-0	0	0	0	1	0	2	1	0	0	12
22	Hefte, Leah		.0-1	0-0	0-0	0	0	0	0	0	0	0	0	0	3
43	Seeger, Kristi		1-1	0-0	0-0	2	0	2	0	2	0	0	0	1	11
44	Ashbaugh, Emily		.0-0	0-0	0-0	0	0	0	1	0	1	0	0	0	9
45	Bird, Krista		0-1	0-0	0-0	0	1	1	0	0	0	0	0	0	3
TEAM						1	1	2							
Totals			27-55	4-9	10-15	12	28	40	12	68	13	21	3	7	200

TOTAL FG% 1st Half: 15-28 53.6% 2nd Half: 12-27 44.4% Game:49.1% DEADB
3-Pt. FG% 1st Half: 3-5 60.0% 2nd Half: 1-4 25.0% Game:44.4% REBS
F Throw % 1st Half: 5-8 62.5% 2nd Half: 5-7 71.4% Game:66.7% 1

Officials:Melissa Barlow, Tommy Salerno, Robert McEntee
Technical fouls:University of Missouri-None. Wisconsin-None.
Attendance:

Score by Periods	1st	2nd	Total
University of Missouri	32	39	71
Wisconsin	38	30	68

Big Ten Conference Basketball

Illinois

Indiana

Iowa

Michigan

Michigan State

Minnesota

Northwestern

Ohio State

Penn State

Purdue

Wisconsin

One of the premier athletic leagues in the nation, the Big Ten Conference is proud of its leadership in the arena of Athletics, particulary in women's athletics.

Big Ten women's athletics programs have led the nation in both women's basketball and volleyball attendance. In addition, the league receives more television exposure than any conference in the nation. More than 200 Conference athletic events are televised each year on national and regional networks.

Begun in 1895, the Intercollegiate Conference of Faculty Representatives (popularly known as the Big Ten) has changed little from its original philosophy of faculty control of athletics with emphasis on the student-athlete. Comprised of 11 institutions in eight states, the conference has long set the national standard for athletics and academics. As a whole, league institutions graduate student-athletes at overall rates between 10 and 22 percent higher than their peers at other Division I conferences. The conference celebrated its centennial anniversary during the 1995–96 season.

Women's athletics programs became affiliated with the Conference officially in 1981, although unofficial conference championships had been held among the member institutions since 1972. Penn State became the 11th university to join the conference in 1991.

Big Ten women athletes compete in conference championships in basketball, cross country, field hockey, golf, gymnastics, rowing, soccer, softball, swimming and diving, tennis, indoor and outdoor track and field, and volleyball.

The Big Ten Conference began its conference basketball tournament that decides the automatic qualifier for the NCAA Championship in 1995. Penn State was the winner of the initial tournament, and successfully defended its title in 1996. Iowa surprised the league by winning the tournament title in 1997, and again in 2001.

Purdue has won three of the last four the titles and became the Big Ten's first NCAA champion in 1999. The Boilermakers were the runnerup champions in 2001, and also attended the Final Four in 1994. Ohio State and Iowa advanced to the Final Four in 1993. Penn State was a Final Four semifinalist in 2000. A Big Ten team has been to the Final Four each of the past three years.

The league title is based on the final regular season conference standings. All teams play a total of 16 games. Schools play six teams twice, and four teams once.

The 2000 Big Ten Conference tournament will be held on Thursday-Sunday, March 1-4, at Conseco Arena in Indianapolis. The tournament is a four-day single elimination playoff with all 11 teams participating. The top five seeds (as determined by standings) receive a first-round bye. The other six teams play each other in the first round, with the winners participating in the quarterfinals on Friday. The conference tournament champion earns the automatic bid to the NCAA tournament. All rounds of the tournament are broadcast on Fox Sports Chicago or ESPN.

In addition to its athletic success, the Big Ten Conference has led the nation in basketball attendance for seven of the past nine years. Five schools finished in the top 13 in attendance, and overall the league averaged a national record 4,530 spectators per game in 1999. It was the second-straight year the Big Ten set the national mark.

2000-2001 Big Ten Results

2001 Big Ten Conference Standings

		Big Ten			All Games			Post
		W	L	PCT	W	L	PCT	Season
1.	#9 Purdue	14	2	.875	31	7	.816	NCAA Runnerup Champions
2.	#16 Iowa	12	4	.750	21	10	.677	NCAA 2nd Round
	#24 Wisconsin	12	4	.750	18	10	.643	NCAA 1st Round
4.	#21 Penn State	11	5	.687	19	10	.655	NCAA 1st Round
5.	Michigan	10	6	.625	19	12	.613	NCAA 2nd Round
6.	Indiana	9	7	.563	20	11	.645	WNIT
7.	Illinois	9	7	.563	17	16	.515	WNIT
8.	Ohio State	6	10	.375	22	11	.667	WNIT Champions
9.	Michigan State	4	12	.250	10	18	.357	
10.	Minnesota	1	15	.063	8	20	.286	
11.	Northwestern	0	16	.000	4	23	.148	

* Big Ten Regular Season Champion; #Big Ten Tournament Champion

2001 Big Ten Tournament Results and All-Conference Selections

First Round, March 1

(#8) Ohio State 52, (#9) Michigan St. 48
(#7) Indiana 78, (#10) Minnesota 56
(#6) Illinois 75, (#11) Northwestern 60

Quarterfinals, March 2

(#5) Michigan 66, (#4) Penn State 60
(#1) Purdue 81, (#8) Ohio State 61
(#2) Iowa 81, (#7) Indiana 76
(#6) Illinois 80, (#3) Wisconsin 68

Semifinals, March 3

(#1) Purdue 74, (#5) Michigan 55
(#2) Iowa 86, (#6) Illinois 79

Finals, March 4

(#2) Iowa 75, (#1) Purdue 70

All-Tournament Team

Cara Conseugra, Iowa, MVP
Allison Curtin, Illinois
Cara Consuegra, Iowa
Randi Peterson, Iowa
Camille Cooper, Purdue
Katie Douglas, Purdue

2001 Coaches' All-Freshmen Team

Iveta Marcauskaite, Illinois
Lindsay Whalen, Minneota
Kelly Mazzante, Penn State
Shalicia Hurns, Purdue
Shereka Wright, Purdue

Coaches Poll

Player of the Year

Katie Douglas, Purdue

Defensive Player of the Year

Tamara Moore, Wisconsin

Freshman of the Year

Kelly Mazzante, Penn State

Coach of the Year

Lisa Bluder, Iowa

First Team

Allison Curtin, Illinois
Cara Consuegra, Iowa
Lindsey Meder, Iowa
Kelly Mazzante, Penn State
Maren Walseth, Penn State
Camille Cooper, Purdue
Katie Douglas, Purdue (unanimous)
Jessie Stomski, Wisconsin

Second Team

Jill Chapman, Indiana
Heather Cassady, Indiana
Randi Peterson, Iowa
Courtney Coleman, Ohio State
Jamie Lewis, Ohio State
Lisa Shepherd, Penn State
Tamara Moore, Wisconsin
LaTonya Sims, Wisconsin

Honorable Mention:

Iveta Marcauskaite, ILL; LeeAnn Bies, Alayne Ingram, Anne Thorius, MICH; Emily Butler, NU; Kelly Komora, PUR; Nina Smith, WISC

Media Poll

Player of the Year

Katie Douglas, Purdue

Defensive Player of the Year

Tamara Moore, Wisconsin

Freshman of the Year

Kelly Mazzante, Penn State

Coach of the Year

Lisa Bluder, Iowa

First Team

Jill Chapman, Indiana
Lindsey Meder, Iowa
Randi Peterson, Iowa
Kelly Mazzante, Penn State
Camille Cooper, Purdue
Katie Douglas, Purdue*
Tamara Moore, Wisconsin
Jessie Stomski, Wisconsin

Second Team

Allison Curtin, Illinois
Heather Cassady, Indiana
Cara Consuegra, Iowa
Courtney Coleman, Ohio State
Jamie Lewis, Ohio State
Lisa Shepherd, Penn State
Maren Walseth, Penn State
LaTonya Sims, Wisconsin

Honorable Mention:

Iveta Marcauskaite, Anne O'Neil, ILL; LeeAnn Bies, Alayne Ingram, Anne Thorius, MICH; Julie Pagel, MSU; Linsday Whalen, MINN; Shalicia Hurns, Kelly Komora, PUR; Nina Smith, WISC

2000-2001 Big Ten Statistical Leaders

Scoring

1.	Kelly Mazzante, PSU	18.2
2.	Lindsey Whalen, MINN	17.0
3.	Lindsey Meder, IOWA	16.9
4.	Jessie Stomski, WIS	16.2
5.	Allison Curtin, ILL	16.1
6.	Jill Chapman, IND	16.3
7.	Katie Douglas, PUR	15.3
8.	LaTonya Sims, WIS	14.8
9.	Lisa Shepard, PSU	14.7
10.	Courtney Coleman, OSU	14.5
11.	Camille Cooper, PUR	14.2
12.	Maren Walseth,PSU	13.5
13.	Randi Peterson, Iowa	13.2
14.	Kim Prince, MINN	12.8
15.	Jamie Lewis, OSU	12.8
16.	Emily Butler, NU	12.7
17.	Tamara Moore, WIS	12.6
18.	LeeAnn Bies, MICH	12.0
19.	Nina Smith, WIS	11.9
20.	Alayne Ingram, MICH	11.7

Field Goal Percentage

1.	Camille Cooper, PUR	.612
2.	Nina Smith, WIS	.595
3.	Iveta Marcauskaite, ILL	.589
4.	Courtney Coleman, OSU	.580
5.	Jessie Stomski, WIS	.557
6.	Jennifer Smith, MICH	.552
7.	Jill Chapman, IND	.548
8.	Shalicia Hurns, PUR	.535
9.	Randi Peterson, Iowa	.535
10.	Kim Prince, MINN	.530

Free Throw Pct.

1.	Lindsey Meder, Iowa	.894
2.	Anne Thorius, MICH	.837
3.	Lisa Shepherd, PSU	.830
4.	Jennifer Smith, MICH	.814
5.	Kelly Komara, PUR	.814
6.	Jamie Lewis, OSU	.795
7.	Heather Cassady, IND	.791
8.	Rainey Alting, IND	.789
9.	Katie Douglas, PUR	.781
10.	Allison Curtain, ILL	.771

3-Point Field Goals Md.

1.	Jamie Lewis, OSU	2.36
2.	Kelly Mazzante, PSU	2.34
3.	Lindsey Meder, Iowa	2.19
4.	Kyle Black, WIS	1.93
5.	Lindsay Lieser, MINN	1.82
6.	Leah Magner, Iowa	1.55
7.	Heather Cassady, IND	1.52
	Alayne Ingram, MICH	1.52
9.	Mary Berdo, Iowa	1.42
10.	Lisa Shepherd, PSU	1.41

3-Point Field Goal Pct.

1.	Kyle Black, WIS	.406
2.	Allison Curtin, ILL	.404
3.	Leah Magner, Iowa	.397
4.	Lindsey Meder, Iowa	.391
5.	Lindsay Lieser, MINN	.381
6.	Ashley Luke, PSU	.376
7.	Kelly Mazzante, PSU	.369
8.	Mary Berdo, Iowa	.367
9.	Vnemina Reese, MSU	.366
10.	Lisa Shepherd, PSU	.360

Rebounds

1.	Randi Peterson, Iowa	8.8
2.	Jessie Stomski, WIS	8.1
3.	Julie Pagel, MSU	7.8
4.	Jennie Lillis, Iowa	7.6
5.	Jill Chapman, IND	7.5
6.	Courtney Coleman, OSU	7.5
7.	Rashana Barnes, PSU	7.4
8.	LeeAnne Bies, MICH	7.3
9.	Maren Walseth, PSU	7.0
10.	Camille Cooper, PUR	6.4

Assists

1.	Jamie Lewis, OSU	7.79
2.	Cara Consuegra, Iowa	6.16
3.	Tamara Moore, WIS	5.39
4.	Ozlem Piroglu, MINN	5.38
5.	Anne Thorius, MICH	5.00
6.	Ashley Luke, PSU	4.34
7.	Allison Curtin, ILL	4.27
8.	Heather Cassady, IND	4.06
9.	Alayne Ingram, MICH	4.03
10.	Emily Butler, NU	3.92

Steals

1.	Tamara Moore, WIS	3.57
2.	Allison Curtin, ILL	3.09
3.	Katie Douglas, PUR	2.75
4.	Kelly Mazzante, PSU	2.48
5.	Shavonna Hunter, ILL	2.27
6.	Cara Consuegra, Iowa	2.15
7.	Rachel Honeger, IND	2.08
8.	Jamie Lewis, OSU	1.97
9.	Julie Pagel, MSU	1.93
10.	Randi Peterson, Iowa	1.81
	Heather Cassady, IND	1.81

Blocked Shots

1.	Rashana Barnes, PSU	1.83
2.	Camille Cooper, PUR	1.78
3.	Jill Chapman, IND	1.61
4.	Erin Skelly, MSU	1.52
5.	Kim Bell, MINN	1.46
6.	LeeAnn Bies, MICH	1.16
7.	Nina Smith, WIS	0.89
8.	Iveta Macauskaite, ILL	0.85
9.	Jennie Lillis, Iowa	0.84
10.	Shalicia Hurns, PUR	0.84

Note: Statistics are for all games, not just conference-only games

NCAA Tournament Teams

2001	Five Teams/64-team bracket Purdue*, Penn State, Michigan, Iowa+, Wisconsin
2000	Four Teams/64-team bracket Purdue+, Penn State*, Michigan, Illinois
1999	Three Teams/64-team bracket Purdue*+, Penn State, Illinois
1998	Five Teams/64-team bracket Iowa*, Illinois, Purdue+, Michigan, Wisconsin
1997	Five Teams/64-team bracket Purdue*, Michigan State*, Illinois*, Iowa+, Northwestern
1996	Six Teams /64-team bracket Iowa*, Penn State+, Wisconsin, Michigan State, Ohio State, Purdue
1995	Four Teams/64-team bracket Penn State*+, Purdue*, Wisconsin, Indiana
1994	Five Teams/64-team bracket Penn State*, Purdue*, Iowa, Indiana, Minnesota
1993	Four Teams/64-team bracket Iowa*, Ohio State*, Penn State, Northwestern
1992	Three Teams/48-team bracket Iowa*, Purdue, Wisconsin
1991	Four Teams/48-team bracket Purdue*, Iowa, Michigan State, Northwestern
1990	Five Teams/48-team bracket Iowa*, Northwestern*, Purdue, Michigan, Ohio State
1989	Three Teams/48-team bracket Iowa*, Ohio State*, Purdue
1988	Two Teams/40-team bracket Iowa*, Ohio State
1987	Four Teams/40-team bracket Iowa*, Ohio State*, Northwestern, Illinois
1986	Three Teams/40-team bracket Ohio State*, Iowa, Illinois
1985	One Team /32-team bracket Ohio State*
1984	One Team /32-team bracket Ohio State*
1983	One Team /32-team bracket Indiana*
1982	Three Teams/32-team bracket Ohio State*+, Illinois, Northwestern

* Indicates Big Ten Regular Season Champion
\+ Indicates Big Ten Tournament Champion

Big Ten Composite Schedule

Friday, December 28
IOHIO STATE @ INDIANA, 7 PM EST
ILLINOIS @ MICHIGAN, 7 PM EST
PENN STATE @ MINNESOTA, 7 PM CST
PURDUE @ WISCONSIN, 7 PM CST (Fox)

Sunday, December 30
NORTHWESTERN @ ILLINOIS, 2 PM CST
WISCONSIN @ IOWA, 12 PM CST (Fox)
INDIANA @ MICHIGAN STATE, 2 PM EST
OHIO STATE @ PENN STATE, 2 PM EST (ESPN 2)
MICHIGAN @ PURDUE, 2 PM EST
MINNESOTA @ Miami, TBA

Wednesday, January 2
MICHIGAN ST. at MICHIGAN, 7 PM EST
PENN STATE at St. Francis, 7 PM EST

Thursday, January 3
ILLINOIS at MINNESOTA, 7 PM CST
PURDUE at NORTHWESTERN, 7 PM CST
IOWA at OHIO STATE, 7 PM EST
INDIANA at WISCONSIN, 7 PM CST

Saturday, January 5
PENN ST. at Vanderbilt, Noon EST (CBS)
Georgia at MICHIGAN ST., 4 PM EST (CBS)

Sunday, January 6
MICHIGAN at WISCONSIN, 1:30 PM CST
PURDUE at IOWA, 4 PM CST (ESPN 2)
N'WESTERN at OHIO ST., 1 PM EST (Fox)

Monday, January 7
PENN STATE at ILLINOIS, 7 PM CST
MINNESOTA at MICHIGAN ST., 7 PM EST

Thursday, January 10
NORTHWESTERN at IOWA, 7 PM CST
OHIO STATE at MICHIGAN, 7 PM EST
WISCONSIN at MICHIGAN ST., 7 PM EST
INDIANA at PENN STATE, 7 PM EST
MINNESOTA at PURDUE, 7 PM EST

Sunday, January 13
MICHIGAN STATE at ILLINOIS, 2 PM CST
IOWA at INDIANA, 2 PM EST
WISCONSIN at N'WESTERN, 2 PM CST
MICHIGAN at PENN STATE, 2 PM EST
OHIO STATE at PURDUE, 1 PM EST (Fox)

Thursday, January 17
PURDUE at INDIANA, 7 PM EST
MICHIGAN at MINNESOTA, 7 PM CST
MICHIGAN ST. at OHIO STATE, 7 PM EST
ILLINOIS at WISCONSIN, 7 PM CST

Sunday, January 20
MINN. at WISCONSIN, 1:30 PM CST
OHIO STATE at IOWA, 2 PM CST
INDIANA at MICHIGAN, 1 PM EST (Fox)
PENN STATE at MICHIGAN ST, 2 PM EST
ILLINOIS at NORTHWESTERN, 2 PM CST

Thursday, January 24
WISCONSIN at INDIANA, 7 PM EST
MICHIGAN STATE at IOWA, 7 PM CST
NORTHWESTERN at PENN ST., 7PM EST
ILLINOIS at PURDUE, 7 PM EST

Friday, January 25
MINNESOTA at OHIO STATE, 7 PM EST

BIG TEN™ CONFERENCE

Big Ten Courtside Telephones

ILLINOIS	(217) 333-1227
INDIANA	(812) 855-2754
IOWA	(319) 335-7284
MICHIGAN	(734) 998-7188
MICHIGAN STATE	(517) 353-1626
MINNESOTA	(612) 626-1394
NORTHWESTERN	(847) 491-8852
	or (847) 491-8853
OHIO STATE	(614) 688-5330
PENN STATE	(814) 863-3294
PURDUE	(765) 494-6364
WISCONSIN	
Kohl Center	(608) 265-4333
Field House	(608) 263-2249
BIG TEN OFFICE	(847) 696-1010

EIGHTH ANNUAL WOMEN'S BIG TEN CONFERENCE BASKETBALL TOURNAMENT

THURSDAY–MONDAY
FEBRUARY 28–MARCH 4
Conseco Arena
Indianapolis, IN

THURSDAY, FEBRUARY 28
First Round Playoffs
Last six teams as determined by league rankings play off for quarterfinal round; top five teams in the standings have byes

FRIDAY, MARCH 1
Quarterfinals, Begin 11 AM
Televised By Fox Sports Chicago

SUNDAY, MARCH 3
Semifinals, 3 and 5 PM
Televised By Fox Sports Chicago

MONDAY, MARCH 4
Championship Finals, 6 PM
Televised by ESPN

TICKET INFORMATION
Big Ten Conference Office
847-696-1010

Sunday, January 27
MICHIGAN at ILLINOIS, 2 PM CST
N'WESTERN at MICHIGAN ST., 3 PM EST (Fox)
INDIANA at MINNESOTA, 2 PM CST
WISCONSIN at PENN STATE, 2 PM EST
IOWA at PURDUE, 2 PM EST

Wednesday, January 30
MICHIGAN ST. at WISCONSIN, 7 PM CST

Thursday, January 31
MINNESOTA at ILLINOIS, 7 PM CST (Fox)
IOWA at MICHIGAN, 7 PM EST
PENN ST. at NORTHWESTERN, 7 PM CST
INDIANA at OHIO STATE, 7 PM EST

Friday, February 1
PURDUE at MICHIGAN STATE, 7 PM EST

Sunday, February 3
MICHIGAN ST. at INDIANA, 1 PM EST (Fox)
MINNESOTA at IOWA, 2 PM CST
N'WESTERN at MICHIGAN, 2 PM EST
PENN STATE at OHIO STATE, 2 PM EST
WISCONSIN at PURDUE, 2 PM EST

Thursday, February 7
PURDUE at ILLINOIS, 7 PM CST
PENN STATE at INDIANA, 7 PM EST
OHIO STATE at MINNESOTA, 7 PM CST
IOWA at WISCONSIN, 7 PM CST

Saturday, February 9
ILLINOIS at MICHIGAN STATE, 7 PM EST

Sunday, February 10
MINNESOTA at N'WESTERN, 2 PM CST
IOWA at PENN STATE, 1 PM EST (Fox)
INDIANA at PURDUE, 2 PM EST
MICHIGAN at OHIO STATE, 4 PM EST

Wednesday, February 13
OHIO STATE at ILLINOIS, 7 PM CST

Thursday, February 14
MICHIGAN at IOWA, 7 PM CST
PURDUE at MINNESOTA, 7 PM CST
MICHIGAN ST. at PENN STATE, 7 PM EST
N'WESTERN at WISCONSIN. 7 PM CST

Sunday, February 17
WISCONSIN at Texas Tech, 1 PM CST (ESPN 2)
MINNESOTA at INDIANA, 2 PM EST
PURDUE at MICHIGAN, 5 PM EST
OHIO STATE at N'WESTERN, 2 PM CST
ILLINOIS at PENN STATE, 1 PM EST

Wednesday, February 20
IOWA at MICHIGAN ST., 7 PM EST

Thursday, February 21
INDIANA at ILLINOIS, 7 PM CST
WISCONSIN at MINNESOTA, 7 PM CST
MICHIGAN at N'WESTERN, 7 PM CST
PENN STATE at PURDUE, 7 PM EST

Sunday, February 24 (Fox Wild Card)
NORTHWESTERN at INDIANA, 2 PM EST
ILLINOIS at IOWA, 2 PM CST
PENN STATE at MICHIGAN, 2 PM EST
AN ST. at MINNESOTA, 2 PM CST
WISCONSIN at OHIO STATE, 2 PM EST

UNIVERSITY OF ILLINOIS

Thursday, January 17, 2002
Madison, WI
—7:00 p.m. CST
(FOX SPORTS NORTH)

Location: Urbana-Champaign, IL
Population: 110,000
Enrollment: 36,000
Division: NCAA-I
Home Arena:
Assembly Hall (16,450)
Nickname: Fighting Illini
Colors: Orange and blue
2000–01 Season Record: 17-16
2001 Conference Record/Finish: 9-7/6th
Post Season: Defeated Northwestern, 75-60 and Wisconsin, 80-68 in the Big Ten Tournament. Lost to Iowa in the semifinals, 75-64. Advanced to the second round of the WNIT topping UW-Green Bay, 96-79. Lost in the second round to Mississippi State, 86-77.
Starters Returning/Lost: 3/2
Letterwinners Returning/Lost: 10/2
Head Coach: Theresa Grentz
School Record: 116-72 (6 years)
Career Record: 577-227 (27 years)
Big Ten Record: 68-36 (6 years)
Grentz vs. Wisconsin: 7-4 (5 years)
Assistant Coaches: LaVonda Wagner, Renee Reed, Jennifer Jacoby
Basketball Office: 217-333-8612
Sports Information: Mike Koon
Internet: mkoon@uiuc.edu
Office Phone: (217) 244-1256
Home Phone: (217) 378-5243
Court Phone: (217) 333-1227
FAX Phone: (217) 333-5540
Illinois Online: http://www.fightingillini.com

Top Illinois Returnees:

Player Pos.	Ht.	Yr.	Pts.	Reb.	
Shavonna Hunter*	G	5-7	Jr.	8.4	2.6
Iveta Marcauskaite	F	6-4	So.	11.5	5.2
Dawn Vana*	F	6-2	Sr.	9.8	5.0

* Returning Starter

Top Illinois Newcomers:

Tiffanie Guthrie	G	5-10	Fr.	Trotwood, OH
Jere Issenmann	G	5-10	Fr.	Mason, OH
Angelina Williams	F	6-0	Fr.	Chicago, IL

Series Record:
Wisconsin vs. Illinois series record: 18-24
at Madison: 12-8; at Champaign: 6-13; Neutral: 0-3



Head Coach Theresa Grentz

Date	Place	Wis	Opp	Margin
Dec. 6, 1974	Iowa City, IA	56	57	– 1
Feb. 6, 1976	Champaign, IL	33	77	–44
Feb. 11, 1977	West Lafayette, IN	49	76	–27
Dec. 9, 1978	Madison, WI	60	51	+ 9
Feb. 16, 1979	Madison, WI	63	92	–29
Jan. 9, 1982	Madison, WI	80	71	+ 9
Jan. 9, 1983	Champaign, IL	91	88	+ 3
March 10, 1983	Madison, WI	72	80	– 8
Jan. 8, 1984	Madison, WI	64	53	+11
March 8, 1984	Champaign, IL	79	65	+14
Jan. 18, 1985	Champaign, IL	59	70	–11
Feb. 17, 1985	Madison, WI	70	67	+13
Jan., 17, 1986	Madison, WI	69	82	–13
Feb. 16, 1986	Champaign, IL	53	69	–16
Jan. 9, 1987	Champaign. IL	67	82	–15
Feb. 8, 1987	Madison, WI	64	77	–13
Jan. 15, 1988	Madison, WI	75	64	+11
Feb. 14, 1988	Champaign, IL	50	76 OT	–26
Jan. 27, 1989	Champaign, IL	75	81 OT	– 6
Feb. 26, 1989	Madison, WI	77	68	+ 9
Jan. 26, 1990	Madison, WI	86	77	+ 9
Feb. 25, 1990	Champaign, IL	76	81	– 5
Jan. 25, 1991	Madison, WI	90	81	+ 9
Feb. 24, 1991	Champaign, IL	73	88	–15
Jan. 24, 1992	Champaign, IL	65	59	+ 6
Feb. 23, 1992	Madison, WI	73	59	+14
Jan. 22, 1993	Champaign, IL	74	81	– 7
Feb. 21, 1993	Madison, WI	74	84	–10
Jan. 21, 1994	Madison, WI	81	59	+22
Feb. 20, 1994	Champaign, IL	79	82	– 3
Jan. 22, 1995	Madison, WI	76	47	+29
Jan. 21, 1996	Champaign, IL	68	67	+ 1
Dec. 29, 1996	Madison, WI	67	73	– 6
Feb. 21, 1997	Champaign, IL	78	82	– 4
Dec. 30, 1997	Champaign, IL	75	83	– 8
Feb. 20, 1998	Madison, WI	73	69	+ 4
Dec. 30, 1998	Champaign, IL	72	90	–18
Feb. 19, 1999	Madison, WI	82	78 OT	+ 4
Jan. 4, 2000	Madison, WI	74	80	– 6
Feb. 24, 2000	Champaign, IL	78	87	– 9
Jan. 25, 2001	Champaign, IL	73	65	+ 8
March 2, 2001	Grand Rapids, MI (BT)	68	80	–12

INDIANA UNIVERSITY

Thursday, January 3, 2002
Madison, WI
—7:00 p.m. CST
Thursday, January 24, 2002
at Bloomington, IN
—7:00 p.m. EST

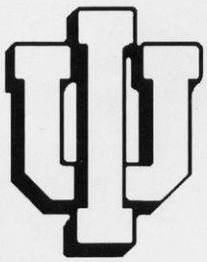

Location: Bloomington, IN
Population: 53,000
Enrollment: 37,076
Division: NCAA-I
Home Arena:
Assembly Hall (17,357)
Nickname: Hoosiers
Colors: Cream and Crimson
2000-01 Season Record: 20-11
2001 Conference Record/Finish: 9-7/T6th
Post Season: Defeated Minnesota, 78-56, in the first round of the Big Ten Tournament. Lost to eventual Big Ten Tournament Champion Iowa in the next round, 81-76. Defeated Middle Tennessee, 66-63 in the first round of the WNIT before falling to Western Kentucky in the second round, 64-63.
Starters Returning/Lost: 4/1
Letterwinners Returning/Lost: 9/2
Head Coach: Kathi Bennett
School Record: 20-11 (1 year)
Career Record: 244-114 (13 years)
Big Ten Record: 9-7 (1 year)
Bennett vs. Wisconsin: 1-1 (First year)
Assistants: Tricia Betthauser, Matt Bollant, Janine Moore
Basketball Office: (812) 855-3955
Sports Information: Gavin Lane
Internet: glang@indiana.edu
Office Phone: (812) 855-9399
Home Phone: (812) 323-9838
Court Phone: (812) 855-2754
FAX Phone: (812) 855-9401
Indiana Online: http://www.athletics.indiana.edu

Top Indiana Returnees:

Player Pos.	Ht.	Yr.	Pts.	Reb.	
Heather Cassady*	G	5-7	Jr.	11.2	3.1
Jill Chapman*	C	6-5	Jr.	15.3	7.5
Tara Jones*	G	5-11	Sr.	7.1	1.6
Erin McGinnis	F	6-1	Sr.	6.8	4.2

* Returning Starter

Top Indiana Newcomers:

Jenny DeMuth	F	5-11	Fr.	Highland, IN
Lisa Eckart	F	6-0	Sr.	Greenwood, IN
Mesha Salters	F	6-0	Fr.	Savannah, GA

Series Record:
Wisconsin vs. Indiana series record: 1031
at Madison: 9-10; at Bloomington: 1-20; Neutral: 0-1

Head Coach Kathi Bennett

Date	Place	Wis	Opp	Margin
Dec. 6, 1974	Iowa City, IA	56	57	– 1
Dec. 7, 1974	Iowa City, IA	29	83	–54
Feb. 9, 1978	Bloomington, IN	48	63	–15
Feb. 8, 1979	Bloomington, IN	45	53	– 8
Feb. 17, 1979	Madison, WI	52	59	– 7
Jan. 18, 1980	Bloomington, IN	50	64	–14
Jan. 30, 1981	Madison, WI	86	76	+10
Dec. 5, 1981	Bloomington, IN	77	83	– 6
Feb. 6, 1983	Madison, WI	61	73	–12
Feb. 11, 1983	Bloomington, IN	49	59	–10
Feb. 5, 1984	Bloomington, IN	57	64	– 7
Feb. 10, 1984	Madison, WI	60	58	+ 2
Jan. 13, 1985	Madison, WI	51	75	–24
Feb. 8, 1985	Bloomington, IN	67	71	– 4
Jan. 12, 1986	Bloomington, IN	46	65	–19
Feb. 7, 1986	Madison, WI	37	65	–28
Jan. 16, 1987	Madison, WI	66	71 OT	– 5
Feb. 15, 1987	Bloomington, IN	48	46 OT	+ 2
Jan. 22, 1988	Bloomington, IN	49	71	–22
Feb. 21, 1988	Madison, WI	53	77	–24
Jan. 6, 1989	Bloomington, IN	55	73	–18
March 11, 1989	Madison, WI	80	85	– 5
Jan. 5, 1990	Madison, WI	80	92	–12
March 10, 1990	Bloomington, IN	69	76	– 7
Feb. 1, 1991	Bloomington, IN	86	103	–17
March 3, 1991	Madison, WI	80	75	+ 5
Jan. 10, 1992	Bloomington, IN	52	77	–25
March 14, 1992	Madison, WI	77	67	+10
March 5, 1993	Madison, WI	72	79	– 7
March 4, 1994	Bloomington, IN	64	66	– 2
Jan. 3, 1995	Madison, WI	78	62	+16
Feb. 24, 1995	Bloomington, IN	61	63	– 2
Dec. 29, 1995	Madison, WI	81	71	+10
Feb. 23, 1996	Bloomington, IN	68	82	–14
Jan. 12, 1997	Bloomington, IN	72	74	– 2
Feb. 7, 1997	Madison, WI	54	59	– 5
Jan. 9, 1998	Madison, WI	75	60	+15
Feb. 6, 1998	Bloomington, IN	55	56	– 1
Jan. 10, 1999	Bloomington, IN	65	69	– 4
Feb. 20, 2000	Madison, WI	76	61	+15
Jan. 21, 2001	Madison, WI	69	62	+ 7
Feb. 8, 2001	Bloomington, IN	79	83 OT	– 4

UNIVERSITY OF IOWA

Sunday, December 30, 2001
at Iowa City, IA
—12:00 p.m. CST (FOX SPORTS CHICAGO)
Thursday, February 7, 2002
Madison, WI
–7:00 p.m. CST

Location: Iowa City, IA
Population: 60,000
Enrollment: 28,311
Division: NCAA-I
Home Arena:
Carver-Hawkeye Arena (15,500)
Nickname: Hawkeyes
Colors: Black and gold
2000–01 Season Record: 21-10
2001 Big Ten Record/Finish: 12-4/T2nd
Post Season: Won the 2001 Big Ten Tournament. Defeated Oregon, 89-82 (OT), in the first round of the NCAA Tournament. Lost to No. 17 Utah in the second round, 69-78.
Starters Returning/Lost: 3/2
Letterwinners Returning/Lost: 8/4
Head Coach: Lisa Bluder
School Record: 21-10 (1 year)
Career Record: 377-152 (17 years)
Big Ten Record: 12-4 (1 year)
Bluder vs. Wisconsin: 1-1 (0-2 while at Drake)
Assistants: Jan Jensen, Jenni Fitzgerald, Michael Morgan
Basketball Office: (319) 335-9258
Sports Information: Matt Weitzel
Internet: matthew-weitzel@hawkeyesports.com
Office Phone: (319) 335-9411
Home Phone: (319) 358-8365
Court Phone: (319) 335-7284
FAX Phone: (319) 335-9417
Iowa Online: http://www.hawkeyesports.com

Top Iowa Returnees:

Player Pos.	Ht.	Yr.	Pts.	Reb.	
Lindsey Meder*	G	5-8	Sr.	16.9	3.4
Jennie Lillis*	F	6-1	So.	10.7	7.6
Leah Magner*	G	5-10	Sr.	8.2	3.1

* Returning Starter

Top Iowa Newcomers:

April Calhoun	G	5-8	Fr.	New Hope, MN
Jenna Armstrong	G	5-9	Fr.	Stockton, MO
Jamie Cavey	F/C	6-3	Fr.	Mechanicsville, IA
Kristi Faulkner	G	5-7	So.	Glen Ellyn, IL
Lindsay Geoffroy	C	6-5	Fr.	Los Alamitos, CA

Series Record:
Wisconsin vs. Iowa series record: 17-24
at Madison: 10-8; at Iowa City: 6-16; Neutral: 1-0

Head Coach Lisa Bluder

Date	Place	Wis	Opp	Margin
Dec. 7, 1974	Iowa City, IA	65	49	+16
Dec. 2, 1978	Iowa City, IA	68	75	– 7
Dec. 1, 1979	Iowa City, IA	51	68	–17
Nov. 15, 1980	Madison, WI	73	69	+ 4
Feb. 3, 1981	Iowa City, IA	88	67	+11
Feb. 12, 1982	East Lansing, MI	78	64	+14
March 3, 1982	Iowa City, IA	78	64	+14
Jan. 23, 1983	Iowa City, IA	68	47	+21
Feb. 23, 1983	Madison, WI	68	44	+24
Jan. 22, 1984	Madison, WI	50	49	+ 1
Feb. 24, 1984	Iowa City, IA	37	46	– 9
Jan. 27, 1985	Madison, WI	65	54	+11
Feb. 24, 1985	Iowa City, IA	52	64	–12
Jan. 26, 1986	Iowa City, IA	32	68	–36
Feb. 21, 1986	Madison, WI	47	61	–14
Jan. 2, 1987	Madison, WI	44	83	–39
March 7, 1987	Iowa City, IA	56	78	–22
Jan. 8, 1988	Madison, WI	59	79	–20
March 12, 1988	Iowa City, IA	50	98	–48
Feb. 3, 1989	Madison, WI	57	67	–10
March 5, 1989	Iowa City, IA	52	78	–26
Feb. 2, 1990	Iowa City, IA	52	84	–32
March 4, 1990	Madison, WI	60	77	–17
Jan. 2, 1991	Madison, WI	78	67	+11
March 9, 1991	Iowa City, IA	76	85 OT	– 9
Feb. 7, 1992	Madison, WI	74	58	+16
March 8, 1992	Iowa City, IA	36	63	–27
Jan. 8, 1993	Iowa City, IA	39	65	–26
Jan. 7, 1994	Madison, WI	67	74	– 7
Jan. 6, 1995	Madison, WI	72	62	+10
Feb. 19, 1995	Iowa City, IA	62	55	+ 7
Jan. 5, 1996	Iowa City, IA	48	68	–20
Feb. 18, 1996	Madison, WI	63	67	– 4
Jan. 5, 1997	Iowa City, IA	69	63	+ 6
Feb. 14, 1997	Madison, WI	59	56	+ 3
Jan. 20, 1998	Madison, WI	63	66	– 3
Feb. 13, 1998	Iowa City, IA	76	87	–11
Jan. 3, 1999	Madison, WI	79	72	+ 7
Jan. 27, 2000	Iowa City, IA	62	66	– 4
Dec. 31, 2000	Madison, WI	94	91	+ 3
Jan. 14, 2001	Iowa City, IA	68	74	– 6

UNIVERSITY OF MICHIGAN

Sunday, January 6, 2002
Madison, WI
—1:30 p.m. CST

Location: Ann Arbor, MI
Population: 109,766
Enrollment: 38,103
Division: NCAA-I
Home Arena:
Crisler Arena (13,562)
Nickname: Wolverines
Colors: Maize and Blue
2000-01 Season Record: 19-12
2001 Big Ten Record/Finish: 10-6/5th
Post Season: Lost to Purdue, 74-55, in the semifinals of the Big Ten Tournament. Defeated Virginia, 81-71, in the first round of the NCAA Tournament. Fell in the next round to eventual national champion Notre Dame, 88-54.
Starters Returning/Lost: 4/1
Letterwinners Returning/Lost: 7/2
Head Coach: Sue Guevara
School Record: 93-53 (5 years)
Career Record: 93-53 (5 years)
Big Ten Record: 48-32 (5 years)
Guevara vs. Wisconsn: 2-6 (5 years)
Assistant Coaches: Angela Jackson, Ron Mott, Eileen Shea
Basketball Office: (734) 764-2918
Sports Information: Rich Marion
Internet: rjmar@umich.edu
Office Phone: (734) 936-8746
Home Phone: (734) 528-1128
Court Phone: (734) 998-7188
FAX Phone: (734) 647-1188
Michigan Online: http://mgoblue.com

Top Michigan Returnees:

Player Pos.	Ht.	Yr.	Pts.	Reb.	
LeeAnn Bies*	C	6-3	Jr.	12.0	7.0
Raina Goodlow*	F	6-2	Sr.	11.0	5.0
Alayne Ingram*	G	5-7	Sr.	11.7	2.6
Jennifer Smith	C	6-3	So.	9.4	4.6

* Returning Starter

Top Michigan Newcomers:

Katrina Mason	C	6-2	Fr.	Detroit, MI
BreAnne McPhilamy	F	6-2	Fr.	Portage, MI
Sierra Hauser-Price	G	5-8	Fr.	Van Nuys, CA
Tabitha Poole	G/F	6-1	Fr.	Huron, MI

Series Record:
Wisconsin vs. Michigan series record: 26-14
at Madison: 14-4; at Ann Arbor: 12-8; Neutral: 0-2

Head Coach Sue Guevara

Date	Place	Wis	Opp	Margin
Feb. 7, 1976	Champaign, IL	33	84	-51
Jan. 12, 1979	Ann Arbor, MI	73	80	- 7
Jan. 26, 1980	Madison, WI	65	57	+ 8
Dec. 6, 1980	Ann Arbor, MI	78	87	- 9
Jan. 16, 1983	Madison, WI	99	68	+31
March 4, 1983	Ann Arbor, MI	80	71	+ 9
Jan. 15, 1984	Ann Arbor, MI	77	63	+13
March 2, 1984	Madison, WI	63	64	- 1
Feb. 3, 1985	Ann Arbor, MI	81	72	+ 9
March 1, 1985	Madison, WI	81	70	+11
Feb. 2, 1986	Madison, WI	67	72	- 5
Feb. 28, 1986	Ann Arbor, MI	66	77	-11
Jan. 25, 1987	Ann Arbor, MI	65	57	+12
Feb. 20, 1987	Madison, WI	88	63	+25
Jan. 31, 1988	Madison, WI	65	68	- 3
Feb. 26, 1988	Ann Arbor, MI	51	86	-35
Jan. 22, 1989	Madison, WI	66	59	+ 7
Feb. 17, 1989	Ann Arbor, MI	57	75	-18
Jan. 21, 1990	Ann Arbor, MI	51	68	-17
Feb. 16, 1990	Madison, WI	56	61	- 5
Jan. 13, 1991	Ann Arbor, MI	69	90	-21
Feb. 8, 1991	Madison, WI	101	88	+13
Jan. 19, 1992	Madison, WI	93	66	+27
Feb. 14, 1992	Ann Arbor, MI	84	60	+24
Jan. 17, 1993	Madison, WI	73	67	+ 6
Feb. 12, 1993	Ann Arbor, MI	79	75	+ 4
Jan. 16, 1994	Ann Arbor, MI	64	63	+ 1
Feb. 11, 1994	Madison, WI	75	64	+11
Dec. 28, 1994	Ann Arbor, MI	85	71	+14
Feb. 26, 1995	Madison, WI	80	64	+16
Dec. 27, 1995	Madison, WI	89	48	+41
Feb. 25, 1996	Ann Arbor, MI	88	63	+25
Jan. 24, 1997	Ann Arbor, MI	77	72	+ 5
Jan. 23, 1998	Madison, WI	79	63	+16
Feb. 28, 1998	Indianapolis, IN (BT)	70	79	- 9
Jan. 15, 1999	Madison, WI	71	65	+ 6
Jan. 31, 1999	Ann Arbor, MI	70	46	+26
Jan. 20, 2000	Madison, WI	72	69	+ 3
Feb. 17, 2000	Ann Arbor, MI	73	78	- 5
Jan. 4, 2001	Ann Arbor, MI	85	52	+33

MICHIGAN STATE UNIVERSITY

Thursday, January 10, 2002
at East Lansing, MI
—7:00 p.m. EST
Wednesday, January 30, 2002
Madison, WI
—7:00 CST

Location: East Lansing, MI
Population: 51,065
Enrollment: 43,189
Division: NCAA-I
Home Arena:
Breslin Center (15,138)
Nickname: Spartans
Colors: Green and white
2001–02 Season Record: 10-18
2001 Big Ten Record/Finish: 4-12/9th
Post Season: Lost to Ohio State in the first round of the Big Ten Conference Tournament
Starters Returning/Lost: 2/3
Letterwinners Returning/Lost: 6/5
Head Coach: Joanne P. McCallie
School Record: 10-18 (1 year)
Career Record: 177-91 (9 years)
Big Ten Record: 4-12 (1 year)
McCallie vs. Wisconsin: 0-3 (UW defeated Maine 97-80, 11/29/97)
Assistant Coaches: Katie Abrahamson, Felisha Legette-Jack, Janel Grimm, Trena Anderson
Basketball Office: (517) 353-8613
Sports Information: Becky Olsen
Email: beckyo@msu.edu
Office Phone: (517) 355-2271
Home Phone: (517) TBA
Court Phone: (517) 353-1626
FAX Phone: (517) 353-9636
Michigan State Online: http://www.msuspartans.com

Top Michigan State Returnees:

Player Pos.	Ht.	Yr.	Pts.	Reb.	
Vnemina Reese*	G	5-7	Jr.	10.3	3.7
Julie Pagel*	F	6-1	So.	11.2	7.8
Candice Jackson	G	5-6	So.	7.2	2.2

* Returning Starter

Top Michigan State Newcomers:

Syretta Bromfield	F	6-0	Jr.	Kingston, Jamaica
Cortne Ellis	F/G	5-9	Fr.	Oak Park, MI
Kristin Haynie	G	5-6	Fr.	Mason, MI
Joy Johnson	F	6-1	Fr.	Dayton, OH
Lindsey Pasquinzo	G	5-11	Fr.	Shelby Twp., MI
Kelli Roehrig	C	6-4	Fr.	Papillion, NE

Series Records:
Wisconsin vs. Michigan State series record: 19-25
at Madison: 14-7; at East Lansing: 4-16; Neutral: 1-2



Head Coach
Joanne P. McCallie

Date	Place	WI	Opp	Margin
Feb. 6, 1976	Champaign, IL	46	77	–31
Jan. 14, 1978	Madison, WI	63	65	– 2
Jan. 13, 1979	East Lansing, MI	52	57	– 5
Dec. 30, 1980	Madison, WI	62	74	–12
Feb. 27, 1982	East Lansing, MI	60	76	–16
Jan. 14, 1983	Madison, WI	77	59	+18
March 6, 1983	East Lansing, MI	76	70	+ 6
Jan. 13, 1984	East Lansing, MI	67	66	+ 1
March 4, 1984	Madison, WI	88	68	+20
Feb. 1, 1985	East Lansing, MI	64	65	– 1
March 3, 1985	Madison, WI	82	72	+10
Jan. 31, 1986	Madison, WI	55	58	– 3
March 2, 1986	East Lansing, MI	69	82	–13
Jan. 23, 1987	East Lansing, MI	53	77	–24
Feb. 22, 1987	Madison, WI	57	71	–14
Jan. 29, 1988	Madison, WI	58	65	– 7
Feb. 29, 1988	East Lansing, MI	58	68	–10
Jan. 20, 1989	Madison, WI	71	69	+ 2
Feb. 19, 1989	East Lansing, MI	67	71	– 4
Jan. 19, 1990	East Lansing, MI	43	73	–30
Feb. 18, 1990	Madison, WI	55	61	– 6
Jan. 11, 1991	East Lansing, MI	73	89	–16
Feb. 10, 1991	Madison, WI	78	75	+ 3
Jan. 17, 1992	Madison, WI	79	63	+16
Feb. 16, 1992	East Lansing, MI	73	58	+15
Jan. 15, 1993	Madison, WI	75	67	+ 8
Feb. 14, 1993	East Lansing, MI	67	81	–14
Jan. 14, 1994	East Lansing, MI	69	72	– 3
Feb. 13, 1994	Madison, WI	92	85	+ 7
Jan. 13, 1995	East Lansing, MI	68	78	–10
Feb. 12, 1995	Madison, WI	62	78	–16
March 4, 1995	Indianapolis, IN (BT)	79	87	– 8
Jan. 12, 1996	Madison, WI	82	59	+23
Feb. 11, 1996	East Lansing, MI	65	76	–11
Jan. 31, 1997	East Lansing, MI	53	64	–11
Jan. 30, 1998	Madison, WI	72	65	+ 7
Jan. 8, 1999	East Lansing, MI	74	77	– 3
Feb. 7, 1999	Madison, WI	73	68 OT	+ 5
Mar. 17, 1999	Madison, WI (WNIT)	70	69 OT	+ 1
Jan. 1, 2000	East Lansing, MI	61	75	–14
Feb. 13, 2000	Madison, WI	77	69	+ 8
Mar. 22, 2000	Madison, WI (WNIT)	77	45	+32
Jan. 11, 2001	East Lansing, MI	72	56	+16
Feb. 4, 2001	Madison, WI	69	49	+20

UNIVERSITY OF MINNESOTA

Sunday, January 20, 2002
Madison, WI
—1:30 p.m. CST
(FOX SPORTS NORTH)
Thursday, February 21, 2002
at Minneapolis, MN
—7:00 p.m. CST
(FOX SPORTS NORTH)

WOMEN'S ATHLETICS
University of Minnesota

Location: Minneapolis, MN
Population: 400,000
Enrollment: 45,361
Division: NCAA-I
Home Arena:
Sports Pavilion (5,600)
Nickname: Golden Gophers
Colors: Maroon and gold
2000-01 Season Record: 8-20
2001 Big Ten Record/Finish: 1-15/10th
Post Season: Lost to Indiana in the first round of the Big Ten Tournament, 78-56.
Starters Returning/Lost: 4/1
Letterwinners Returning/Lost: 10/2
Head Coach: Brenda Oldfield
School Record: First Year
Career Record: 35-22 (2 years)
Big Ten Record: First Year
Oldfield vs. Wisconsin: 0-0
Assistant Coaches: Marsha Frese, Erica Floyd, TBA
Basketball Office: (612) 624-3563
Sports Information: Becky Bohm
Internet: bohmx002@tc.umn.edu
Office Phone: (612) 624-1023
Home Phone: (651) 702-4277
Court Phone: (612) 626-1394
FAX Phone: (612) 624-8018
Minnesota Online: http://www.gophersports.com

Top Minnesota Returnees:

Player Pos.	Ht.	Yr.	Pts.	Reb.	
Lindsay Lieser *	G	5-10	So.	8.4	2.1
Kim Prince	C	6-2	So.	5.8	3.8

* Returning Starter

Top Minnesota Newcomers:

Ebba Hemberg	G	5-6	Fr.	Stockholm, Sweden
Kadidja Andersson	F	6-2	Fr.	Stockholm, Sweden
Ozlem Piroglu	G	5-6	So.	Ankara, Turkey
Lindsay Whalen	G	5-8	Fr.	Hutchinson, MN
Leslie Hill	G/F	5-10	Fr.	Chicago, IL
Tanisha Gilbert	F/C	5-11	Fr.	Brooklyn Park,MN
Kim Nelson	G	5-11	Fr.	Fridley, MN
Corrin Von Wald	G	5-9	Jr.	Hudson, WI/ UW-Milwaukee
Megan Kane	F	6-0	Fr.	Bloomington, MN
Angel Leon	C	6-3	Fr.	Bethel, MN

Series Record:
Wisconsin vs. Minnesota series record: 26-20
at Madison: 14-7; at Minneapolis: 9-11; Neutral: 3-2

Head Coach
Brenda Oldfield

Date	Place	Wis	Opp	Margin
Dec. 6, 1974	Iowa City, IA	55	45	+10
Feb. 8, 1980	Madison, WI	66	80	–14
Jan. 17, 1981	Madison, WI	68	84	–16
Feb. 13, 1981	Evanston, IL	68	79	–11
March 7, 1981	Minneapolis, MN	56	66	–10
Nov. 21, 1981	Madison, WI	63	72	– 9
Jan. 23, 1982	Minneapolis, MN	60	63	– 3
Jan. 28, 1983	Minneapolis, MN	60	73	–13
Feb. 18, 1983	Madison, WI	71	77	– 6
Jan. 27, 1984	Madison, WI	63	59	+ 4
Feb. 17, 1984	Minneapolis, MN	51	62	–11
Jan. 25, 1985	Madison, WI	58	59	– 1
Feb. 24, 1985	Minneapolis, MN	70	79	– 9
Jan. 24, 1986	Minneapolis, MN	58	75	–17
Feb. 23, 1986	Madison, WI	62	52	+10
Jan. 4, 1987	Madison, WI	81	73	+ 8
March 5, 1987	Minneapolis, MN	45	70	–25
Jan. 10, 1988	Minneapolis, MN	75	67	+ 8
March 9, 1988	Madison, WI	71	73	– 2
Feb. 5, 1989	Madison, WI	78	61	+17
March 3, 1989	Minneapolis, MN	58	83	–25
Feb. 4, 1990	Minneapolis, MN	76	75	+ 1
March 2, 1990	Madison, WI	94	82	+17
Jan. 6, 1991	Madison, WI	102	77	+25
March 7, 1991	Minneapolis, MN	62	76	–14
Feb. 9, 1992	Madison, WI	82	72	+10
March 6, 1992	Minneapolis, MN	83	82	+ 1
Jan. 12, 1993	Madison, WI	75	72	+ 3
March 10, 1993	Minneapolis, MN	56	91	–35
Jan. 9, 1994	Minneapolis, MN	84	89	– 5
March 8, 1994	Madison, WI	71	82	–11
Jan. 20, 1995	Minneapolis, MN	76	63	+13
Feb. 5, 1995	Madison, WI	79	78	+ 1
Jan. 19, 1996	Madison, WI	85	50	+35
Feb. 4, 1996	Minneapolis, MN	98	64	+34
Jan. 26, 1997	Madison, WI	84	57	+27
Feb. 28, 1997	Indianapolis, IN (BT)	75	80	– 5
Jan. 25, 1998	Minneapolis, MN	67	54	+13
Feb. 27, 1998	Indianapolis, IN (BT)	65	47	+18
Dec. 28, 1998	Madison, WI	70	59	+11
Feb. 21, 1999	Minneapolis, MN	69	56	+13
Feb. 3, 2000	Madison, WI	75	65	+10
Feb. 10, 2000	Minneapolis, MN	66	55	+11
Mar. 2, 2000	Indianapolis, IN (BT)	56	49	+ 7
Feb. 18, 2001	Madison, WI	90	67	+23
Feb. 22, 2001	Minneapolis, MN	86	43	+43

NORTHWESTERN UNIVERSITY

Sunday, January 13, 2002
at Evanston, IL
—2:00 p.m. CST
Thursday, February 14, 2002
Madison, WI
—7:00 p.m. CST

Location: Evanston, IL
Population: 73,750
Enrollment: 7,400
Division: NCAA-I
Home Arena:
Welsh-Ryan Arena (8,117)
Nickname: Wildcats
Colors: Purple and white
2000-2001 Season Record: 4-23
2001 Big Ten Record/Finish: 0-16/11th
Post Season: none
Starters Returning/Lost: 4/1
Letterwinners Returning/Lost: 7/4
Head Coach: June Olkowski
School Record: 11-44 (2 years)
Career Record: 159-182 (12 years)
Big Ten Record: 3-13 (1 year)
Olkowski vs. Wisconsin: 0-3 (2 years)
Assistants: Cleve Wright, Tricie Johnson, Sheila McMillen
Basketball Office: (847) 491-5709
Sports Information: Aaron Bongle
Internet: a-bongle2@northwestern.edu
Office Phone: (847) 491-7503
Home Phone: (773) 755-9809
Court Phone: (847) 491-8852
FAX Phone: (847) 491-8818
Northwestern Online: http://www.nusports.com

Top Northwestern Returnees:

Player	Pos.	Ht.	Yr.	Pts.	Reb.
Emily Butler*	G	5-8	Jr.	12.7	2.5
Leslie Dolland*	C	6-2	Jr.	7.4	5.9
Ashley Messenger*	G	5-10	Sr.	3.7	2.7
Natalie Will*	F	5-9	Jr.	6.0	3.7

* Returning Starter

Top Northwestern Newcomers:

Kristin Ambrose	G	6-0	Fr.	Minnetonka, MN
Melissa Culver	G	5-7	Fr.	Littleton, CO
Sarah Kwasinski	C	6-4	Fr.	Oak Park, IL
Maria McCarthy	C	6-3	Fr.	Wyoming, OH
Samanthat McComb	G	5-8	Fr.	Farmington Hills, MI
Suzanne Morrison	F	6-1	Fr.	Franklin, MI

Series Record:
Wisconsin vs. Northwestern series record: 15-27
at Madison: 8-13; at Evanston: 7-13; Neutral: 0-1

Head Coach June Olkowski

Date	Place	Wis	Opp	Margin
Jan. 22, 1977	Madison, WI	70	80	-10
Jan. 28, 1978	Evanston, IL	61	67	- 6
Feb. 21, 1979	Madison, WI	62	67	- 5
Jan. 23, 1980	Evanston, IL	52	79	-27
Dec. 13, 1980	Madison, WI	70	77	- 7
Feb. 25, 1981	Madison, WI	75	82	- 7
Feb. 12, 1982	East Lansing, MI	52	62	-10
Feb. 20, 1982	Evanston, IL	66	82	-16
Jan. 21, 1983	Evanston, IL	57	54	+ 3
Feb. 27, 1983	Madison, WI	81	72	+ 9
Jan. 20, 1984	Madison, WI	80	70	+10
Feb. 24, 1984	Evanston, IL	57	54	+ 3
Jan. 6, 1985	Madison, WI	58	76	-18
March 9, 1985	Evanston, IL	89	86 OT	+ 3
Jan. 5, 1986	Evanston, IL	64	68	- 4
March 8, 1986	Madison, WI	72	87	-15
Jan. 30, 1987	Madison, WI	53	72	-19
Feb. 27, 1987	Evanston, IL	50	73	-23
Feb. 5, 1988	Evanston, IL	55	70	-15
March 4, 1988	Madison, WI	57	83	-26
Jan. 13, 1989	Madison, WI	59	62	- 3
Feb. 10, 1989	Evanston, IL	63	66	- 3
Jan. 12, 1990	Evanston, IL	57	72	-15
Feb. 9, 1990	Madison, WI	62	73	- 9
Jan. 18, 1991	Madison, WI	85	86	- 1
Feb. 15, 1991	Evanston, IL	72	93	-21
Jan. 31, 1992	Madison, WI	91	89	+ 2
Feb. 28, 1992	Evanston, IL	80	91	-11
Jan. 24, 1993	Evanston, IL	65	82	-17
Feb. 19, 1993	Madison, WI	90	103	-13
Jan. 23, 1994	Madison, WI	85	101	-16
Feb. 18, 1994	Evanston, IL	54	79	-25
Feb. 3, 1995	Madison, WI	63	56	+ 7
Feb. 2, 1996	Evanston, IL	69	68	+ 1
Jan. 17, 1997	Madison, WI	77	67	+11
Feb. 2, 1997	Evanston, IL	62	93	-31
Jan. 16, 1998	Evanston, IL	70	65	+ 5
Feb. 1, 1998	Madison, WI	95	64	+31
Jan. 22, 1999	Madison, WI	80	61	+19
Jan. 12, 2000	Evanston, IL	74	60	+14
Feb. 1, 2001	Madison, WI	70	35	+35
Feb. 11, 2001	Evanston, IL	70	54	+16

THE OHIO STATE UNIVERSITY

Sunday, February 24, 2002
at Columbus, OH
—2:00 p.m. EST

Location: Columbus, Ohio
Population: 650,000
Enrollment: 54,989
Division: NCAA-I
Home Arena:
Value City Arena (19,100)
Nickname: Buckeyes
Colors: Scarlet and gray
2000–01 Season Record: 22-11
2001 Big Ten Record Finish: 6-10/8th
Post Season: Defeated Michigan State in the first round of the Big Ten Tournament, 52-48. Lost in the second round to Purdue, 81-61. 2001 WNIT Champions.
Starters Returning/Lost: 4/1
Letterwinners Returning/Lost: 9/6
Head Coach: Beth Burns
School Record: 67-50 (4 years)
Career Record: 218-132 (12 years)
Big Ten Record: 27-37 (4 years)
Burns vs. Wisconsin: 3-4 (4 years)
Assistants: Eileen Feeney, Cathy McDonald, Seth Kushkin
Basketball Office: (614) 292-9270
Sports Information: Liz Cook
Internet: cook.17@osu.edu
Office Phone: (614) 292-6861
Home Phone: (614) 237-8907
Court Phone: (614) 688-5330
FAX Phone: (614) 292-8547
Ohio State Online: http://www.ohiostatebuckeyes.com

Top Ohio State Returnees:

Player Pos.	Ht.	Yr.	Pts.	Reb.	
Tomeka Brown*	G	5-9	Sr.	8.3	3.7
Courtney Coleman*	F	6-2	Jr.	14.8	7.5
D'wan Shackleford*	F	6-0	Jr.	8.8	5.5
Lauren Shenk*	G	5-10	Sr.	9.2	1.8
LaToya Turner	C	6-4	Jr.	17.8	6.6

* Returning Starter

Top Ohio State Newcomers:

Ashley Allen	G	5-10	Fr.	Indianapolis, IN
Beth Howe	G	5-7	Fr.	Jackson, OH
Charisse Crews	F	6-2	Fr.	Urbancrest, OH
Brandee Gibbs	F/C	6-5	Fr.	Hanover, MN

Series Record:
Wisconsin vs. Ohio State series record: 14-26
at Madison: 9-9; at Columbus: 5-12; Neutral: 0-5



Head Coach Beth Burns

Date	Place	Wis	Opp	Margin
Feb. 10, 1978	West Lafayette, IN	48	73	–25
March 10, 1978	East Lansing, MI	52	85	–33
March 3, 1980	Terre Haute, IN	68	80	–12
Feb. 4, 1983	Madison, WI	66	84	–18
Feb. 13, 1983	Columbus, OH	61	75	–14
Feb. 3, 1984	Columbus, OH	66	85	–19
Feb. 12, 1984	Madison, WI	79	70	+ 9
Jan. 11, 1985	Madison, WI	53	66	–13
Feb. 10, 1985	Columbus, OH	48	62	–14
Jan. 10, 1986	Columbus, OH	48	81	–33
Feb. 9, 1986	Madison, WI	50	85	–35
Jan. 18, 1987	Madison, WI	49	89	–40
Feb. 13, 1987	Columbus, OH	62	97	–35
Jan. 24, 1988	Columbus, OH	54	84	–30
Feb. 19, 1988	Madison, WI	70	87	–17
Jan. 8, 1989	Columbus, OH	53	84	–31
March 8, 1989	Madison, WI	61	77	–16
Jan. 7, 1990	Madison, WI	64	72	– 8
March 8, 1990	Columbus, OH	57	78	–21
Feb. 3, 1991	Columbus, OH	76	81 OT	– 5
March 1, 1991	Madison, WI	92	77	+15
Jan. 12, 1992	Columbus, OH	90	79	+11
March 11, 1992	Madison, WI	72	78	– 6
Jan. 29, 1993	Madison, WI	66	70	– 4
Feb. 26, 1993	Columbus, OH	58	95	–37
Jan. 28, 1994	Columbus, OH	99	90	+ 9
Feb. 27, 1994	Madison, WI	73	70	+ 3
Jan. 8, 1995	Madison, WI	76	69	+ 7
Feb. 17, 1995	Columbus, OH	81	76	+ 5
Jan, 7, 1996	Columbus, OH	75	69	+ 6
Feb. 16, 1996	Madison, WI	79	67	+12
March 3, 1996	Indianapolis, IN (BT)	58	72	–14
Jan. 19, 1997	Madison, WI	67	61	+ 6
Jan. 18, 1998	Columbus, OH	54	66	–12
Jan. 5, 1999	Columbus, OH	55	70	–15
Feb. 12, 1999	Madison, WI	83	79 OT	+ 4
Feb. 27, 1999	Indianapolis, IN (BT)	61	70	– 9
Jan. 16, 2000	Columbus, OH	80	45	+35
Jan. 23, 2000	Madison, WI	79	59	+20
Feb. 25, 2001	Madison, WI	81	62	+19

THE PENN STATE UNIVERSITY

Sunday, January 27, 2002
at University Park, PA
—2:00 p.m. EST

Location: University Park, PA
Population: 39,571
Enrollment: 34,887
Division: NCAA-I
Home Arena:
Bryce Jordan Center (15,300)
Nickname: Lady Lions
Colors: Blue and white
2000-01 Season Record: 19-10
2001 Big Ten Record/Finish: 11-5/4th
Final Ranking/Poll: 21st/AP
Post Season: Lost to Michigan in the first round of the Big Ten Tournament, 66-60. Lost to TCU in the first round of the NCAA Tournament, 77-75.
Starters Returning/Lost: 2/3
Letterwinners Returning/Lost: 7/3
Head Coach: Rene Portland
School Record: 485-166 (21 years)
Career Record: 572-195 (25 years)
Big Ten Record: 110-38 (9 years)
Portland vs. Wisconsin: 11-3 (11 years)
Assistant Coaches: Annie Troyan, Rick Hall, Keila Whittington
Basketball Office: (814) 863-2672
Sports Information: Cathy Bongiovi
Internet: cab37@psu.edu
Office Phone: (814) 865-1757
Home Phone: (814) 867-7371
Media Row: (814) 863-3294
FAX Phone: (814) 863-3165
Penn State Online: http://www.gopsusports.com

Top Penn State Returnees:

Player Pos.	Ht.	Yr.	Pts.	Reb.	
Rashana Barnes*	C	6-1	Sr.	11.3	7.3
Katrena Carr	G	5-6	Sr.	6.6	2.5
Kelly Mazzante*	G	6-0	So.	18.2	4.2

* Returning Starter

Top Penn State Newcomers:

Hazel Joseph	F	6-3	Fr.	Choctaw, OK
Jess Strom	G	5-7	Fr.	Munhall, PA
Tanisha Wright	G	5-11	Fr.	West Mifflin, PA

Series Record:
Wisconsin vs. Penn State series record: 4-12
at Madison: 4-4; at University Park: 0-8



Head Coach
Rene Portland

Date	Place	Wis	Opp	Margin
Feb. 2, 1992	University Park, PA	75	86	-11
Jan. 31, 1993	Madison, WI	73	90	-17
Feb. 28, 1993	University Park, PA	66	95	-29
Jan. 30, 1994	University Park, PA	53	73	-20
Feb. 23, 1994	Madison, WI	59	88	-29
Jan. 29, 1995	University Park, PA	55	58	- 3
Jan. 28, 1996	Madison, WI	87	69	+18
Dec. 27, 1996	Madison, WI	83	77	+ 6
Feb. 23, 1997	University Park, PA	62	90	-28
Dec. 28, 1997	University Park, PA	71	86	-15
Feb. 22, 1998	Madison, WI	83	75	+ 8
Jan. 29, 1999	University Park, PA	61	91	-30
Feb. 5, 1999	Madison, WI	71	73 OT	- 2
Jan. 30, 2000	University Park, PA	54	68	-14
Feb. 6, 2000	Madison, WI	52	57	- 5
Feb. 18, 2001	Madison, WI	86	75	+11

PURDUE UNIVERSITY

Thursday, December 28, 2001
Madison, WI
(FOX SPORTS CHICAGO)
—7:00 p.m. CST
Sunday, February 3, 2002
at West Lafayette, IN
—2:00 p.m. EST

Location: West Lafayette, IN
Population: 21,247
Enrollment: 37,871
Division: NCAA-I
Home Arena:
Mackey Arena (14,123)
Nickname: Boilermakers
Colors: Old Gold and Black
2000–01 Season Record: 31-7
2001 Big Ten Record/Finish: 14-2/1st
Post Season: Big Ten Tournament runner-up, lost to Iowa, 75-70. NCAA Tournament runner-up, lost to No. 2 Notre Dame, 68-66.
Starters Returning/Lost: 2/3
Letterwinners Returning/Lost: 6/6
Head Coach: Kristy Curry
School Record: 54-15 (2 years)
Career Record: 54-15 (2 years)
Big Ten Record: 25-7 (2 years)
Curry vs. Wisconsin: 4-0 (2 years)
Assistants: Pam Stackhouse, Kerry Cremeans, Kelly Curry
Basketball Office: (765) 494-5853
Sports Information: Kathleen Offer
Internet: koffer@purdue.edu
Office Phone: (765) 494-6235
Home Phone: (765) 463-3778
Media Row: (765) 494-6364
FAX Phone: (765) 494-5447
Purdue Online: www.purduesports.com

Top Purdue Returnees:

Player Pos.	Ht.	Yr.	Pts.	Reb.	
Kelly Komara*	G	5-7	Sr.	9.5	2.8
Erika Valek*	G	5-6	So.	6.4	2.5
Shereka Wright	F	5-10	So.	9.9	4.7

* Starters

Top Purdue Newcomers:

Mandy Davis	G	5-7	Jr.	Temple, TX
Emily Heikes	F	6-0	Fr.	Palos Hills, IL

Series Record:
Wisconsin vs. Purdue series record: 12-29
at Madison: 9-10; at West Lafayette: 3-17; Neutral: 0-2

Head Coach Kristy Curry

Date	Place	Wis	Opp	Margin
Dec. 3, 1976	West Lafayette, IN	40	53	–13
Feb. 11, 1977	West Lafayette, IN	60	62	– 2
Jan. 20, 1978	Carbondale, IL	65	79	–14
Jan. 20, 1979	Madison, WI	82	75 OT	+ 7
Feb. 15, 1980	West Lafayette, IN	66	57	+ 9
Feb. 6, 1981	Madison, WI	61	57	+ 4
Jan. 7, 1983	West Lafayette, IN	58	55	+ 3
March 12, 1983	Madison, WI	92	82	+10
Jan. 6, 1984	Madison, WI	92	62	+30
March 10, 1984	West Lafayette, IN	75	65	+10
Jan. 20, 1985	West Lafayette, IN	61	67	– 6
Feb. 15, 1985	Madison, WI	65	73	– 8
Jan. 19,1986	Madison, WI	57	72	–15
Feb. 14, 1986	West Lafayette, IN	57	79	–22
Jan. 11, 1987	West Lafayette, IN	62	70	– 8
Feb. 6, 1987	Madison, WI	49	85	–36
Jan. 17, 1988	Madison, WI	62	80	–18
Feb. 12, 1988	West Lafayette, IN	55	67	–12
Jan. 15, 1989	West Lafayette, IN	56	69	–13
Feb. 27, 1989	Madison, WI	81	67	+14
Jan. 28, 1990	Madison, WI	72	92	–20
Feb. 23, 1990	West Lafayette, IN	63	81	–18
Jan. 27, 1991	Madison, WI	87	97	–10
Feb. 22, 1991	West Lafayette, IN	53	93	–40
Jan. 26, 1992	West Lafayette, IN	56	82	–26
Feb. 21, 1992	Madison, WI	80	69	+11
Feb. 7, 1993	West Lafayette, IN	49	72	–23
Mar. 7, 1993	Madison, WI	57	77	–20
Feb. 6, 1994	Madison, WI	64	77	–13
Mar. 6, 1994	West Lafayette, IN	45	93	–48
Jan. 27, 1995	West Lafayette, IN	66	68	– 2
Jan. 26, 1996	Madison, WI	98	95 2OT	+ 3
Jan. 3, 1997	Madison, WI	69	52	+17
Feb. 14, 1997	West Lafayette, IN	43	62	–19
Jan. 6, 1998	West Lafayette, IN	65	70	– 5
Feb. 15, 1998	Madison, WI	80	69	+11
Jan. 24, 1999	West Lafayette, IN	56	76	–20
Dec. 30, 1999	Madison, WI	58	83	–25
Mar. 3, 2000	Indy, IN (BT)	65	74	– 9
Dec. 28, 2000	Madison, WI	58	70	–12
Jan. 28, 2001	West Lafayette, IN	70	75 OT	– 5

Non-Conference Opponents

Washington

Sunday, November 18, 2001
Madison, WI—4:00 p.m. CST

Location: Seattle, WA
Population: 516,259
Enrollment: 25,000
Division: NCAA I
Home Arena: Bank of America Arena at Hec Edmundson Pavilion (10,000)
Nickname: Huskies
Colors: Purple and gold
Conference: Pacific-10
2000–2001 Season Record: 22-10
2001 Conference Record/Finish: 12-6/T1st
Final Ranking/Poll: 14th/*USA* Today
Post Season: Pac-10 Tri-Champion. Advanced to the NCAA Elite Eight. Defeated Old Dominion, 67-65 in the first round. Topped Florida in the second round, 86-75 and Oklahoma in the next round, 84-67. Lost to Southwest Missouri State in the NCAA West Regional Final, 104-87.
Starters Returning/Lost: 3/2
Letterwinners Returning/Lost: 5/4
Head Coach: June Daugherty
School Record: 81-66 (5 years)
Career Record: 204-140 (12 years)
Assistant Coaches: Sunny Smallwood, Mike Daugherty, Shimmy Gray
Basketball Office: (206) 543-0732
Sports Information: Susan Reid
Internet: sreid@u.washington.edu
Office Phone: (206) 543-2230
Home Phone: (206) 320-1009
Media Row: (206) 543-2230
Fax Phone: (206) 543-5000
Washington Huskies Online: http://www.gohuskies.com

Top Washington Returnees:

Player	Pos.	Ht.	Yr.	Pts.	Reb.
Andrea Lalum*	C	6-4	So.	9.4	5.3
Giuliana Mendiola*	G	5-11	So.	11.1	6.3
Loree Payne*	G	6-0	Jr.	11.4	2.3

Wisconsin vs. Washington series record: 0-1

Date	Place	Wis	Opp	Margin
Nov. 23, 1990	Seattle, WA	91	99 OT	–8

Virgin Islands Paradise Jam Tournament, Virgin Islands

Sat-Sun., November 24-25, 2001

Nov. 24: Wisconsin vs. Texas, 11:30 a.m. CST
Florida vs. USC 2 p.m. CST

Nov. 25: Consolation 4:30 p.m., Championship 7 p.m. CST

Florida



Location: Gainesville, FL
Enrollment: 45,937
Division: NCAA I
Home Arena: Stephen C. O'Connell Center (12,000)
Nickname: Lady Gators
Colors: Orange and blue
Conference: Southeastern (SEC)
Starters Returning/Lost: 2/3
Letterwinners Returning/Lost: 6/5
2000-01 Season Record: 24-6
2001 Conference Record/Finish: 11-3/T2nd
Final Ranking/Poll: 18th/USA Today; 14th/AP
Postseason: Lost to Arkansas, 78-69, in the quarterfinals of the SEC Tournament. Defeated Holy Cross, 84-52, in the first round of the NCAA Tournament. Lost in the second round to Washington, 86-75.
Head Coach: Carol Ross
School Record: 229-110 (11 years)
Career Record: 229-110 (11 years)
Assistant Coaches: Joi Williams, Matthew Mitchell, Renee Ladner
Basketball Office: (352) 375-4683 x5511
Sports Information: Kathy Cafazzo
Email: KathyC@gators.uaa.ufl.edu
Office Phone: (352) 375-4683 x6133
Home Phone: (352) 377-7868
Media Row: (352) 367-1801
FAX Phone: (352) 375-4809
Florida Gators Online: http://www.gatorzone.com

Top Florida Returnees:

Player	Pos.	Ht.	Yr.	Pts.	Reb.
Monique Cardenas*	G/F	6-0	Sr.	8.9	4.6
Vanessa Hayden	C	6-4	So.	10.4	9.2
Brandi McCain*	G	5-3	Sr.	19.7	2.6

Wisconsin vs. Florida series record: 1-0

Date	Place	Wis	Opp	Margin
March 29, 2000	Madison, WI (NIT)	75	74	+ 1

USC

Location: Los Angeles, CA
Enrollment: 28,800
Division: NCAA I
Home Arena:
Los Angeles Sports Arena (15,509)
USC Lyon Center (1,200)
Nickname: Trojans/Women of Troy
Colors: Cardinal and Gold
Conference: Pac-10
2000-01 Season Record: 13-15
2001 Conference Record/Finish: 8-10/T6th
Post Season: NA
Final National Ranking: NA
Starters Returning/Lost: 3/2
Letterwinners Returning/Lost: 11/2
Head Coach: Chris Gobrecht
School Record: 48-64 (4 years)
Career Record: 380-267 (22 years)
Assistant Coaches: Stacy McIntyre, Shannon Perry, Colleen Matsuhara
Basketball Office: (213) 740-7204
Sports Information: Vicky Hammond
E-Mail: vhammond@usc.edu
Office Phone: (213) 740-3808
Home Phone: (310) 574-3226
Media Row: LA Sports Arena (213) 741-1341/0174
Lyon Center (213) 746-4859
Fax Phone: (213) 740-7584
USC Online: http://www.usctrojans.com

Top USC Returnees:

Player	Pos.	Ht.	Yr.	Pts.	Reb.
Tiffany Elmore	G	5-10	Sr.	9.0	3.4
Ebony Hoffman*	F	6-2	So.	12.5	8.0
Aisha Hollans	G	5-9	So.	12.0	4.7

Wisconsin vs. USC series record: First Meeting

Texas

Location: Austin, TX
Enrollment: 35,206
Division: NCAA I
Home Arena: Frank Erwin Center (16,496)
Nickname: Longhorns
Colors: Burnt Orange and white
Conference: Big 12
2000-01 Season Record: 20-13
2001 Conference Record/Finish: 7-9/7th
Post Season: Lost to Texas Tech in the quarterfinals of the Big 12 Tournament, 71-58. Lost to St. Mary's, 68-64, in the first round of the NCAA Tournament.
Starters Returning/Lost: 4/1
Letterwinners Returning/Lost: 10/5
Head Coach: Jody Conradt
School Record: 766-248 (32 years)
Career Record: 649-186 (25 years)
Associate Head Coach: Karen Aston
Assistant Coaches: Fred Applin, Kathy Harston
Basketball Office: (512) 471-9802
Sports Information: Barb Kowal
E-Mail: bkowal@athletics.utexas.edu
Office Phone: (512) 471-9801
Home Phone: (512) 336-1958
Media Row: (512) 471-4246
Fax Phone: (512) 471-6040
Texas Online: http://www.TexasSports.com

Top Texas Returnees:

Player	Pos.	Ht.	Yr.	Pts.	Reb.
Tracy Cook*	F	6-2	Sr.	9.7	5.9
Tai Dillard	G	5-9	Jr.	10.4	4.6
Kenya Larkin*	G	5-9	Sr.	6.8	
Stacy Stephens*	F	6-1	So.	11.0	9.4

Wisconsin vs. Texas series record: 0-1

Date	Place	Wis	Opp	Margin
March 23, 1982	Austin, TX (AIAW)	61	73	– 12

Cleveland State

Tuesday, November 27, 2001
Madison, WI—7:00 p.m. CST

Location: Cleveland, OH
Enrollment: 16,362
Division: NCAA I
Home Arena: Goodman Arena (13,362)
Nickname: Vikings
Colors: Forest Green & White
Conference: Horiozon League
2000–01 Season Record: 14-14
2000 Conference Record/Finish: 7-7, 4th
Post Season: none
Final National Ranking: none
Starters Returning/Lost: 3/2
Letterwinners Returning/Lost: 7/4
Head Coache: Duffy Burns
School Record: (79-89 6 years)
Career Record: (79-89 6 years)
Assistant Coaches: Deb Roof, Juli Grant, Leanna Hicks
Basketball Office: (216) 687-5120
Sports Information: Alan Ashby
Email: a.ashby02@csuohio.edu
Office Phone: (216) 687-5288
Home Phone: (216) 491-8911
Media Row: (216) 687-4819
FAX Phone: (216) 523-7257
Cleveland State Online: http://www.csuvikings.com

Top Cleveland State Returnees:

Player	Pos.	Ht.	Yr.	Pts.	Reb.
Tonya Crum*	F	6-1	Sr.	8.9	6.7
Kim Brockway*	C	6-4	Sr.	10.1	5.0
Erika Roudebush*	G	5-8	Jr.	9.1	1.3

Wisconsin vs. Cleveland State series record: 1-1

Date	Place	Wis	Opp	Margin
Dec. 29, 1983		67	70	– 3
Feb. 11, 1997	Madison, WI	103	64	+39

Arizona Basketball Classic, Tucson, AZ

Fri-Sun., Nov. 30–Dec. 2, 2001
Nov. 30: Wisconsin vs. Pittsburgh, 6 p.m. MST
Arizona vs. Holy Cross, 8 p.m. MST
Sun. 2: Consolation 1 p.m., Championship 3 p.m. MST

Pittsburgh

Location: Pittsburgh, PA
Enrollment: 33,112
Division: NCAA I
Home Arena: Fitzgerald Field House (6,798)
Nickname: Panthers
Colors: Blue and gold
Conference: Big East
2000-01 Season Record: 9-18
2001 Conference Record: 3-13/13th
Post Season: NA
Starters Returning/Lost: 3/2
Letterwinners Returning/Lost: 8/3
Head Coaches: Traci Waites
School Record: 33-50 (3 years)
Career Record: (3 years)
Assistant Coaches: Bill Broderick, Deborah Perry, Lisa Scott
Basketball Office: (412) 648-8360
Sports Information: Burt Lauten
Internet: blauten@athletics.pitt.edu
Office Phone: (412) 648-8240
Home Phone: (412) 939-1721
Media Row: (412) 648-2318
FAX Phone: (412) 648-8248
Pittsburgh Online: http://www.pittsburghpanthers.com

Top Pittsburgh Returnees:

Player	Pos.	Ht.	Yr.	Pts.	Reb.
Laine Selwyn*	G	5-7	Jr.	11.4	3.4
Brooke Stewart*	G	5-8	Jr.	10.3	2.6
Mandy Wittenmyer*	F	6-2	Jr.	12.4	8.4

Wisconsin vs. Pittsburgh series record: 0-1

Date	Place	Wis	Opp	Margin
Dec. 7, 1985	Pittsburgh, PA	64	73	– 9

Arizona

Location: Tucson, AZ
Population: 405,390
Enrollment: 36,000
Division: NCAA I
Home Arena: McKale Center (14,545)
Nickname: Wildcats
Colors: Cardinal and navy
Conference: Pac-10
2000-01 Season Record: 20-12
2001 Conference Record: 9-9/5th
Post Season: Defeated Pepperdine, 85-65 in the first round of the WNIT. Fell to New Mexico, 75-62, in the second round.
Starters Returning/Lost: 3/2
Letterwinners Returning/Lost: 7/3
Head Coaches: Joan Bonvicini
School Record: 179-117 (10 years)
Career Record: 504-188 (22 years)
Assistant Coaches: Denise Dove Ianello, Karen Caires, Curtis Loyd
Basketball Office: (520) 621-4014
Sports Information: Mindy Claggett
Internet: mbishop@u.arizona.edu
Office Phone: (520) 621-4163
Home Phone: (520) 512-1930
Media Row: (520) 621-5291
FAX Phone: (520) 621-2681
Arizona Online: http://www.arizcats.com

Top Arizona Returnees:

Player	Pos.	Ht.	Yr.	Pts.	Reb.
Elizabeth Pickney*	F	6-4	Sr.	16.4	6.3
LaKeisha Taylor	C	6-4	Sr.	9.5	5.3
Krista Warren*	F/G	6-2	Jr.	9.3	5.4
Julie Brase	G	5-10	Jr.	6.1	2.3

Wisconsin vs. Arizona series record: 0-1

Date	Place	Wis	Opp	Margin
Nov. 24, 1984	Lincoln, NE	64	67	– 3

Holy Cross

Location: Worcester, MA
Population: 169,759
Enrollment: 2,700
Division: NCAA I
Home Arena: Hart Center (3,600)
Nickname: Crusaders
Colors: Royal Purple
Conference: Patriot League
2000-01 Season Record: 21-9
2001 Conference Record/Finish: 11-1/1st
Post Season: Patriot League Tournament champions. Fell to Florida, 84-52 in the first round of the NCAA Tournament.
Starters Returning/Lost: 4/1
Letterwinners Returning/Lost: 9/2
Head Coach: Bill Gibbons
School Record: 333-142 (16 years)
Career Record: 333-142 (16 years)
Assistant Coaches: Melissa Hodgdon, Catherine DiGiacinto, Anna Kinne
Basketball Office: (508) 793-2320
Sports Information: Naveen Boppana
Internet: nboppana@holycross.edu
Office Phone: (508) 793-2583
Home Phone: (508) 581-9168
Media Row: (508) 793-3980
FAX Phone: (508) 793-2309
Holy Cross Online: http://www.holycross.edu

Top Holy Cross Returnees:

Player	Pos.	Ht.	Yr.	Pts.	Reb.
Amanda Abraham	F	6-2	Sr.	11.3	3.4
Katie O'Keefe	C	6-2	Jr.	10.8	6.3
Jeanette Paukert	G	5-10	Sr.	12.5	2.8
Elisa Zawadzkas	F	6-0	Sr.	8.1	5.1

Wisconsin vs. Holy Cross series record: First Meeting

Marquette

Wednesday, December 5, 2001
Milwaukee, WI—6:00 p.m. CST

Location: Milwaukee, WI
Enrollment: 10,780
Division: NCAA I
Home Arenas:
U.S. Cellular Arena (8,946)
Bradley Center (19,150)
Nickname: Golden Eagles
Colors: Blue and gold
Conference: Conference USA
2000–01 Season Record: 13-16
2001 Conference Record/Finish: 8-8/3rd, American Div.
Post Season: Defeated Charlotte, 76-65 in the first round of the Conference USA Tournament. Lost to Tulane, 59-58, in the next round.
Final National Ranking: NA
Starters Returning/Lost: 4/1
Letterwinners Returning/Lost: 10/3
Head Coach: Terri Mitchell
School Record: 99-48 (5 years)
Career Record: 99-48 (5 years)
Assistant Coaches: Jon Cain, Jill Jameson, Kevin McManaman
Basketball Office: (414) 288-5784
Sports Information: Blain Fowler
E-Mail: blain.fowler@marquette.edu
Office Phone: (414) 288-6980
Home Phone: TBA
Media Row: U.S. Cellular Arena: (414) 908-5500
Bradley Center: (414) 227-0580
Fax Phone: (414) 288-6519
Marquette Online: http://www.GoMarquette.com

Top Marquette Returnees:

Player Pos.	Ht.	Yr.	Pts.	Reb.
Kristi Johnson* G	5-8	Sr.	5.7	3.0
Sara Zawodny* C	6-4	Sr.	10.6	8.2

Wisconsin vs. Marquette series record: 7-3

Date	Place	Wis	Opp	Margin
Feb. 21, 1977	Madison, WI	68	47	+21
March 5, 1977	Milwaukee, WI	60	71	–11
Feb. 14, 1978	Milwaukee, WI	71	55	+16
Feb. 20, 1979	Madison, WI	67	44	+23
Dec. 1, 1988	Madison, WI	78	66	+12
Jan. 16, 1990	Madison, WI	90	79	+11
Feb. 9, 1995	Madison, WI	88	66	+22
Jan. 9, 1996	Milwaukee, WI	87	63	+24
Dec. 3, 1998	Madison, WI	73	81	– 8
Dec. 8, 1999	Milwaukee, WI	65	69	– 4

North Carolina State University

Saturday, December 8, 2001
Madison, WI—12:00 p.m. CST

Location: Raleigh, NC
Enrollment: 28,619
Division: NCAA I
Home Arena: Reynolds Coliseum (12,400)
Nickname: Wolfpack
Colors: Red and white
Conference: Atlantic Coast Conference
2000–01 Season Record: 22-11
2001 Conference Record/Finish: 9-7/3rd
Post Season: Advanced to the ACC championship game, but fell to Duke, 57-45. Advanced to the NCAA Sweet 16, defeating Delaware (76-57) and Villanova (68-64). Lost to Connecticut, 72-58.
Starters Returning/Lost: 5/2
Letterwinners Returning/Lost: 11/2
Head Coach: Kay Yow
School Record: 554-234 (26 years)
Career Record: 611-253 (30 years)
Assistant Coaches: Stephanie Glance, Charisse Mapp, Jenny Kuziemski
Basketball Office: (919) 515-2880
Sports Information: Pam Monk
Internet: pam_monk@ncsu.edu
Office Phone: (919) 515-1183
Home Phone: (919) 859-1412
Media Row: (919) 513-1220
Fax Phone: (919) 515-2898
NC State Wolfpack Online: http://www.gopack.com

Top NC State Returnees:

Player	Pos.	Ht.	Yr.	Pts.	Reb.
Kaayla Chones*	F/C	6-3	So.	11.4+	7.9+
Terah James*	G	5-7	So.	7.9+	2.8+
Carisse Moody*	F/C	6-1	Jr.	14.9	7.1

+ (1999-2000 stats)

Wisconsin vs. NC State series record: First meeting

University of Wisconsin - Milwaukee

Tuesday, December 11, 2001
Madison, WI—7:00 p.m. CST

Location: Milwaukee, WI
Population:
Enrollment: 22,964
Division: NCAA I
Home Arena:
Klotsche Center (5,000)
Nickname: Panthers
Colors: Black and gold
Conference: Midwestern Collegiate (MCC)
1999–2000 Season Record: 16-12
1999–2000 Conference Record/Finish: 10-4/2nd
Post Season: Lost in the first round of the MCC Tournament to Cleveland State, 73-68.
Final National Ranking: N/A
Starters Returning/Lost: 3/2
Letterwinners Returning/Lost: 7/7
Head Coaches: Sandy Botham
School Record: 58-52 (4 years)
Career Record: 80-56 (5 years)
Assistant Coaches: Sara Liebscher, Tonia Vanderploeg, Arneda Yarbrough

Basketball Office: (414) 229-4405
Sports Information: Michelle Alioto
Internet: oto@uwm.edu
Office Phone: (414) 229-4593
Cell Phone: (414) 305-5987
Media Row: (414) 229-6276
FAX Phone: (414) 229-6759
UW-Milwaukee Online: http://www.uwwmpanthers.com

Top UW-Milwaukee Returnees:

Player	Pos.	Ht.	Yr.	Pts.	Reb.
Jessica Wilhite	G	5-8	Fr.	10.4	2.6
Teri Stoltenberg	G	5-8	Jr.	8.2	3.6
Nicole Luchsinger	F	5-10	Jr.	7.8	4.4

Wisconsin vs. UW-Milwaukee series record: 11-1

Date	Place	Wis	Opp	Margin
Jan. 28, 1975	Madison, WI	75	55	+20
Feb. 5, 1977	Madison, WI	87	55	+32
Feb. 16, 1978	Milwaukee, WI	78	35	+43
Dec. 13, 1978	Madison, WI	115	50	+65
Mar. 1, 1979	Milwaukee, WI	83	39	+44
Dec. 1, 1990	Madison, WI	99	76	+23
Dec. 10, 1991	Madison, WI	90	68	+22
Dec. 15, 1992	Madison, WI	77	78	– 1
Dec. 9, 1993	Madison, WI	108	58	+50
Nov. 24, 1996	Madison, WI	95	63	+32
Nov. 25, 1997	Milwaukee, WI	72	70	+ 2
Jan. 16, 2001	Milwaukee, WI	60	59	+ 1

Drake

Thursday, December 13, 2001
Madison, WI—7:00 p.m. CST

Location: Des Moines, IA
Enrollment: 3,500
Division: NCAA I
Home Arena: Drake Knapp Center (7,002)
Nickname: Bulldogs
Colors: Blue & White
Conference: Missouri Valley
2000–01 Season Record: 23-7
2001 Conference Record/Finish: 16-2, Tied for first with Southwest Missoruis State
Post Season: Lost to Villanova 66-58 in the NCAA first round
Final National Ranking: NA
Starters Returning/Lost: 4/1
Letterwinners Returning/Lost:7/2
Head Coach: Lisa Stone
School Record: 23-7 (1 years)
Career Record: 334-98 (16 years)
Assistant Coaches: Donne Freitag, Barb Franke, Tanya Bauer
Basketball Office: (515) 271-2165
Sports Information: Mike Mahon
E-Mail: mike.mahon@drake.edu
Office Phone: (515) 271-3740
Home Phone: (515) TBA
Media Row: (515) 271-4884
Fax Phone: (515) 271-3015
Drake Online: http://www.drakebulldogs.org

Top Drake Returnees:

Player	Pos.	Ht.	Yr.	Pts.	Reb.
Carla Bennett*	C	6-3	Jr	16.9	9.1
Erin Richards*	G/F	6-0	Sr.	12.3	5.7
Stephanie Schmitz*	G	5-7	Sr.	12.7	5.2

Wisconsin vs. Drake series record: 2-4

Date	Place	Wis	Opp	Margin
Dec. 2, 1979	Des Moines, IA	76	78	– 2
Jan. 18, 1981	Madison, WI	54	71	–17
Nov. 27, 1981	Des Moines, IA	57	93	–36
Nov. 25, 1989	Des Moines, IA	49	64	–15
Nov. 30, 1995	Madison, WI	82	78	+ 4
Nov. 22, 1996	Des Moines, IA	77	69	+ 8

Texas Tech

Sunday, February 17, 2002
Lubbock, TX—1:00 p.m. CST ESPN2

Location: Lubbock, TX
Population: 199,564
Enrollment: 24,558
Division: NCAA I
Home Arena: United Spirit Arena (15,050)
Nickname: Lady Raiders
Colors: Scarlet and black
Conference: Big 12
2000-01 Season Record: 25-7
2001 Conference Record/Finish: 13-3/2nd
Final National Ranking/Poll: 11th/*USA* Today; 13th/AP
Post Season: Defeated Texas in the quarterfinals of the Big 12 Tournament, 71-58. Fell to Iowa State in the semifinals, 73-62. Defeated Penn, 100-57, in the first round of the NCAA Tournament and topped Virginia Tech, 73-52, in the second round. Fell to Purdue in the next round, 74-72.
Starters Returning/Lost: 4/1
Letterwinners Returning/Lost: 10/2
Head Coaches: Marsha Sharp
School Record: 459-141 (19 years)
Career Record: 459-141 (19 years)
Assistant Coaches: Linden Weese, Roger Reding, Lance White
Basketball Office: (806) 742-7700
Sports Information: Tammi Hoffman
Internet: Tammi.Hoffman@ttu.edu
Office Phone: (806) 742-2770
Home Phone: (806) 745-5809
Media Row: (806) 742-3688
FAX Phone: (806) 742-1970
Texas Tech Online: http://www.goladyraiders.com

Top Texas Tech Returnees:

Player	Pos.	Ht.	Yr.	Pts.	Reb.
Jia Perkins	G	5-8	So.	13.6	4.1
Plenette Pierson*	F/C	6-2	Jr.	14.7	7.4
Amber Tarr*	G	6-0	Sr.	8.7	3.0

Wisconsin vs. Texas Tech series record: 0-3

Date	Place	Wis	Opp	Margin
March 18, 1995	Lubbock, TX	65	88	–23
Dec. 3, 1995	Lubbock, TX	69	77	– 8
Dec. 5, 1998	Houston, TX	70	84	–14

Record vs. Opponents, 1974-01

Alabama-Birmingham 1-1
12/8/84 76-59 Alabama-Birmingham
12/5/87 60-86 Alabama-Birmingham
Arizona 0-1
11/24/84 64-67 Arizona
Arkansas 0-1
3/23/99 64-67 Arkansas WNIT Final
Army 1-0
1/16/82 97-42 Army
Auburn 1-0
11/29/91 70-63 #11 Auburn
Austin Peay 1-0
12/2/95 84-64 Austin Peay
Ball State 1-0
12/10/83 86-61 BALL STATE-342
Baylor 1-0
11/25/94 77-52 Baylor
Bowling Green 1-1
12/7/86 68-77 BOWLING GRN-556
11/15/98 87-69 BOWLING GRN-7639
Bradley 3-0
12/5/82 123-79 BRADLEY-350
12/1/83 75-59 Bradley
12/5/86 75-63 BRADLEY-863
Bucknell 1-0
12/2/89 98-73 Bucknell
California-Irvine 2-0
12/28/82 65-47 California-Irvine
11/29/96 78-68 UC-Irvine
Calif-Santa Barbara 2-0
11/30/96 100-95 UC-Santa Barbara
11/20/98 103-90OT #22 UC-SB-7794
Calif State-Long Beach 0-1
12/30/82 62-66-2OT Cal. St-Long Beach
Carroll College 2-0
2/12/75 62-58 CARROLL COLLEGE
2/25/78 73-43 Carroll College
Carthage College 2-0
2/11/75 57-48 CARTHAGE COLLEGE
2/15/77 79-72 Carthage College
Central Michigan 0-1
12/30/84 66-76 Central Michigan
Central Missouri 1-0
2/21/81 69-61 Central Missouri
Chicago State 6-0
11/29/80 95-35 Chicago State
2/7/81 91-41 CHICAGO STATE-195
1/3/89 65-45 CHICAGO STATE-683
1/2/90 93-63 CHICAGO STATE-650
1/22/91 90-66 CHICAGO STATE-560
12/8/92 82-66 CHICAGO STATE
Cincinnati 2-0
12/4/76 65-61 Cincinnati
11/28/86 73-68OT Cincinnati
Clemson 0-1
11/23/84 54-87 Clemson
Cleveland State 1-1
12/29/83 67-70 Cleveland State
2/11/97 103-64 CLEVELAND ST-6831
Colorado 1-0
3/21/82 60-59 Colorado NCAA 1st Rnd
Colorado State 1-0
3/25/00 78-60 COLORADO ST-6138
Creighton 2-0
12/9/90 101-93 Creighton
11/26/91 83-68 CREIGHTON
Dartmouth 1-1
1/17/82 81-59 Dartmouth
12/30/89 77-90 DARTMOUTH-922
DePaul 3-2
12/14/77 106-55 DePAUL-5000
2/4/81 81-82 DePaul
1/27/82 70-64 DEPAUL-345
12/11/86 75-97 DePAUL-501
3/19/00 82-76 DePAUL-3197
Detroit 2-2
2/25/79 57-77 Detroit
12/8/79 63-71 UM-DETROIT-487
12/13/87 89-58 DETROIT-715
12/11/88 76-73 Detroit
Drake 2-4
12/2/79 76-78 Drake
1/18/81 54-71 DRAKE-210
11/27/81 57-93 Drake
11/25/89 49-64 Drake
11/30/95 82-78 DRAKE-4524
11/22/96 77-69 Drake
Duke 0-1
11/27/87 66-86 #16 Duke
Eastern Illinois 2-1
2/6/82 64-61 Eastern Illinois
12/14/84 83-76 EASTERN ILLINOIS-624
11/30/85 64-70 EASTERN ILLINOIS-320
Eastern Kentucky 0-1
11/27/83 61-63 Eastern Kentucky
Eastern Michigan 0-1
1/24/81 61-66 Eastern Michigan
Elon College 1-0
11/19/00 102-49 Elon at NC State
Evansville 1-0
12/14/00 84-71 EVANSVILLE-5819
Fairfield 1-1
12/31/83 56-58 Fairfield
3/15/00 83-46 FAIRFIELD-2355
Fairleigh Dickinson 0-1
1/5/88 66-86 Fairleigh Dickinson
Florida 1-0
3/29/00 75-74 FLORIDA-13,006
WNIT Final in Madison
Florida A & M 1-0
12/6/98 86-57 Florida A&M
Florida State 0-1
12/4/87 67-100 Florida State
Georgetown 0-1
1/2/82 64-65 Georgetown
Georgia 1-1
12/13/96 67-74 #4 GEORGIA-9683
ESPN2
1/4/98 74-64 #17 Georgia CBS
Gonzaga 1-0
11/24/90 80-77 Gonzaga
IUPUI 1-0
12/12/99 68-55 IUPUI-7810
Illinois 17-24
12/6/74 56-57 Illinois
2/6/76 33-77 Illinois
2/11/77 49-76 Illinois
12/9/78 60-50 ILLINOIS-884
2/16/80 63-92 Illinois
1/9/82 80-71 ILLINOIS-537
1/9/83 91-88 Illinois
3/10/83 72-80 ILLINOIS-950
1/8/84 64-53 ILLINOIS-934
3/8/84 79-65 Illinois
1/18/85 59-70 Illinois
2/17/85 70-67 ILLINOIS-572
1/17/86 69-82 ILLINOIS-608
2/16/86 53-69 Illinois
1/9/87 67-82 #17 Illinois
2/8/87 64-77 #19 ILLINOIS-993
1/15/88 75-64 ILLINOIS-819
2/14/88 50-76 Illinois
1/27/89 75-81OT Illinois
2/26/89 77-68 ILLINOIS-2307
1/26/90 86-77 ILLINOIS-957
2/25/90 76-81 Illinois
1/25/91 90-81 ILLINOIS-1005
2/24/91 73-88 Illinois
1/24/92 65-59 Illinois
2/23/92 73-59 ILLINOIS-3606
1/22/93 74-81 Illinois
1/21/94 81-59 ILLINOIS-1356
2/20/94 79-82 Illinois
1/22/95 76-47 ILLINOIS-7036
1/21/96 68-67 Illinois
12/29/96 67-73 ILLINOIS-8746
2/21/97 78-82 #17 Illinois
12/30/97 75-83 #13 Illinois
2/20/98 73-69 #9 ILLINOIS-11,267
12/30/98 72-90 Illinois
2/19/99 82-78OT ILLINOIS-10,734
1/4/00 74-80 #15 ILLINOIS-7177
2/24/00 78-87 Illinois
1/25/01 73-65 Illinois
3/2/01 68-80 Illinois BT 1st Rnd
Illinois-Chicago 12-5
2/4/77 59-62 Illinois-Chicago
1/11/78 67-73 ILL-CHICAGO-450
1/19/78 49-65 Illinois-Chicago
12/6/78 66-72 Illinois-Chicago
2/1/80 54-71 Illinois-Chicago
2/23/80 68-62 ILL-CHICAGO-680
2/17/81 82-57 Illinois-Chicago
12/10/81 75-53 ILL-CHICAGO-387
11/26/82 90-32 Illinois-Chicago
12/7/83 71-64 ILL-CHICAGO-350
12/11/85 71-55 Illinois-Chicago
12/27/86 84-61 ILL-CHICAGO-673
1/30/89 72-58 ILL-CHICAGO-586
11/28/89 76-66 Illinois-Chicago
12/12/90 79-63 ILL-CHICAGO-503
12/13/93 101-72 Illinois-Chicago
12/15/94 79-61 ILL-CHICAGO-1002
Illinois State 5-9
12/5/75 28-88 Illinois State
12/12/75 59-101 Illinois State
3/9/78 92-81 Illinois State
1/31/80 57-71 Illinois State
2/27/81 52-57 ILLINOIS STATE-100
11/18/81 55-71 Illinois State
2/16/83 77-75OT ILLINOIS STATE-365
12/5/83 69-70 Illinois State
11/17/84 46-57 ILLINOIS STATE-600
12/22/85 57-64OT Illinois State
12/30/90 73-83 ILLINOIS STATE-1047
12/30/91 69-55 Illinois State
12/9/95 92-43 ILLINOIS STATE-6631
12/6/97 77-69 Illinois State
Indiana 11-30
12/7/74 29-83 Indiana
2/9/78 48-63 Indiana
2/8/79 45-53 Indiana
2/17/79 52-59 INDIANA-600
1/18/80 50-64 Indiana
1/30/81 86-76 INDIANA-400
12/5/81 77-83 Indiana
2/6/83 61-73 INDIANA-1387
2/11/83 49-59 Indiana
2/5/84 57-64 Indiana
2/10/84 60-58 INDIANA-909
1/13/85 51-75 INDIANA-864
2/8/85 67-71 Indiana
1/12/86 46-65 Indiana
2/7/86 37-65 INDIANA-370
1/16/87 66-71 INDIANA-1128
2/15/87 48-46OT Indiana

1/22/88	49-71	Indiana
2/21/88	53-77	INDIANA–880
1/6/89	55-73	Indiana
3/11/89	80-85	INDIANA–1177
1/5/90	80-92	INDIANA–1130
3/10/90	69-76	Indiana
2/1/91	86-103	Indiana
3/2/91	80-75	INDIANA–2102
1/10/92	52-77	Indiana
3/5/93	72-79	INDIANA–1973
3/14/92	77-67	INDIANA–3715
3/4/94	64-66	Indiana
1/3/95	78-62	INDIANA–1615
2/24/95	61-63	Indiana
12/29/95	81-71	INDIANA–7338
2/23/96	68-82	Indiana
1/12/97	72-74	Indiana
2/7/97	54-59	INDIANA–8873
1/9/98	75-60	INDIANA–6972
2/6/98	55-56	Indiana
1/10/99	65-69	Indiana
2/20/00	76-61	INDIANA–9133
1/21/01	69-62	INDIANA–9100
2/8/01	79-83	Indiana
Indiana State		**3-2**
1/19/80	62-70	Indiana State
1/9/81	83-60	INDIANA STATE–225
2/5/82	68-75	Indiana State
3/12/82	68-60[OT]	Indiana State
3/11/99	80-43	INDIANA STATE–2890
		WNIT First Rnd
Iowa		**17-24**
12/7/74	65-49	Iowa
12/2/78	68-75	Iowa
12/1/79	51-68	Iowa
11/15/80	73-69	IOWA–1200
2/13/81	88-67	Iowa
2/12/82	78-64	Iowa
3/3/82	78-64	Iowa
1/23/83	68-47	Iowa
2/23/83	68-44	IOWA–669
1/22/84	50-49	IOWA–1461
2/24/84	37-46	Iowa
1/27/85	65-54	IOWA–1079
2/22/85	52-64	Iowa
1/26/86	32-68	Iowa
2/21/86	47-61	IOWA–706
1/2/87	44-83	#14 IOWA–1498
3/7/87	56-78	#10 Iowa
1/8/88	59-79	#1 IOWA–1215
3/12/88	50-98	#2 Iowa
2/3/89	57-67	#7 IOWA–1353
3/5/89	52-78	#9 Iowa
2/2/90	52-84	#13 Iowa
3/4/90	60-77	#11 IOWA–1631
1/2/91	78-67	#15 IOWA–979
3/9/91	76-85[OT]	#24 Iowa
2/7/92	74-58	#5 IOWA–2708
3/8/92	36-63	#8 Iowa
1/8/93	39-65	#5 Iowa
1/7/94	67-74	#2 IOWA–2,641
1/6/95	72-62	IOWA–2730
2/19/95	62-55	Iowa
1/5/96	48-68	#11 Iowa
2/18/96	63-67	#7 IOWA–11,522
1/5/97	69-63	Iowa PRIME/FOX
2/14/97	59-56	IOWA–9638
1/20/98	63-66	IOWA–16,296
2/13/98	76-87	Iowa
1/3/99	79-72	IOWA–8379
1/27/00	62-66	Iowa
12/31/00	94-91	IOWA–6876
1/14/01	68-74	Iowa
Iowa State		**2-3**
1/26/79	62-76	IOWA STATE–511
3/6/82	78-77[OT]	IOWA STATE–712
12/13/85	58-73	IOWA STATE–680
11/28/90	87-96	IOWA STATE–615
11/24/91	84-70	Iowa State
Kansas		**1-0**
3/16/95	73-72	#23 Kansas NCAA 1st
Lake Superior State		**0-1**
12/11/87	79-92	LAKE SUPER ST.–529
Lincoln College		**1-0**
2/2/80	84-74	Lincoln College
Louisiana Tech		**0-1**
12/7/84	51-86	Louisiana Tech
Loyola (Chicago)		**7-2**
12/8/81	81-67	Loyola
12/22/82	68-66	Loyola
12/23/83	68-51	LOYOLA–910
11/28/84	53-50	Loyola
1/3/86	57-68	LOYOLA–477
2/1/87	55-72	Loyola
2/8/88	85-72	LOYOLA–408
1/7/00	86-71	Loyola
12/5/00	101-53	LOYOLA–5741
Maine		**1-0**
11/29/97	97-80	Maine
Manhattan		**1-0**
12/18/97	84-71	Manhattan
Mankato State		**0-1**
12/6/75	39-40	Mankato State
Maryland		**0-1**
1/5/82	62-91	Maryland
Marquette		**7-3**
2/21/77	68-47	MARQUETTE
3/5/77	60-71	Marquette
2/14/78	71-55	Marquette
2/20/79	67-44	MARQUETTE–425
12/1/88	78-66	MARQUETTE–504
1/16/90	90-79	MARQUETTE–797
2/9/95	88-66	MARQUETTE–3545
1/9/96	87-63	Marquette
12/3/98	73-81	MARQUETTE–7588
12/8/99	65-69	Marquette
Memphis (State)		**1-1**
1/5/81	70-77	Memphis State
3/20/99	92-73	MEMPHIS–6292
		WNIT Semifinals
Miami of Ohio		**1-1**
3/13/82	76-65	Miami of Ohio
11/29/85	60-68	MIAMI OF OHIO–379
Michigan		**26-14**
2/7/76	33-84	Michigan
1/12/79	73-80	Michigan
1/26/80	65-57	MICHIGAN–356
12/6/80	78-87	Michigan
1/16/83	99-68	MICHIGAN–570
3/4/83	80-71	Michigan
1/15/84	77-63	Michigan
3/2/84	63-64	MICHIGAN–919
2/3/85	81-72	Michigan
3/1/85	81-70	MICHIGAN–504
2/2/86	67-72	MICHIGAN–450
2/28/86	66-77	Michigan
1/25/87	65-57	Michigan
2/20/87	88-63	MICHIGAN–868
1/31/88	65-68	MICHIGAN–861
2/26/88	51-86	Michigan
1/22/89	66-59	MICHIGAN–1027
2/17/89	57-75	Michigan
1/21/90	51-68	Michigan
2/16/90	56-61	MICHIGAN–825
1/13/91	69-90	Michigan
2/8/91	101-88	MICHIGAN–1023
1/19/92	93-66	MICHIGA–2224
2/14/92	84-60	Michigan
1/17/93	73-67	MICHIGAN–1851
2/12/93	79-75	Michigan
1/16/94	64-63	Michigan
2/11/94	75-64	MICHIGAN–1545
12/28/94	85-71	Michigan
2/26/95	80-64	MICHIGAN–10,908
12/27/95	89-48	MICHIGAN–7556
2/25/96	88-63	Michigan
1/24/97	77-72	Michigan
1/23/98	79-63	MICHIGAN–10,295
2/28/98	70-79	Michigan
		WNIT Second Rnd @
1/15/99	71-65	MICHIGAN–8108
1/31/99	70-46	Michigan
1/20/00	72-69	MICHIGAN–7386
2/17/00	73-78	Michigan
1/4/01	85-52	Michigan

Bucky Badger appears with several participants in the Jane's Gems kids booster club. The 400+ members sit in the end zone by the Badger bench at home games.

Michigan State 19-25

2/6/76	46-77	Michigan State
1/14/78	63-65	MICHIGAN ST–1500*
1/13/79	52-57	Michigan State
12/30/80	62-74	MICHIGAN ST–175
2/27/82	60-76	Michigan State
1/14/83	77-59	MICHIGAN ST–350
3/6/83	76-70	Michigan State
1/13/84	67-66	Michigan State
3/4/84	88-68	MICHIGAN ST–933
2/1/85	64-65	Michigan State
3/3/85	82-72	MICHIGAN ST–676
1/31/86	55-58	MICHIGAN ST–320
3/2/86	69-82	Michigan State
1/23/87	53-77	Michigan State
2/22/87	57-71	MICHIGAN ST–1180
1/29/88	58-65	MICHIGAN ST–959
2/28/88	58-68	Michigan State
1/20/89	71-69	MICHIGAN ST–963
2/19/89	67-71	Michigan State
1/19/90	42-73	Michigan State
2/18/90	55-61	MICHIGAN ST–2606
1/11/91	73-89	Michigan State
2/10/91	78-75	#23 MICH ST–3137
1/17/92	73-58	MICHIGAN ST–1271
2/16/92	73-58	Michigan State
1/15/93	75-67	MICHIGAN ST–1601
2/14/93	67-81	Michigan State
1/14/94	59-62	Michigan State
2/13/94	92-85	MICHIGAN ST–2283
1/13/95	68-78	Michigan State
2/12/95	62-78	MICHIGAN ST–11,500
3/4/95	79-87	Michigan State
1/12/96	82-59	MICHIGAN ST–7011
2/11/96	65-76	Michigan State
1/30/97	53-64	Michigan State
1/30/98	72-65	MICHIGAN ST–9807
1/8/99	74-77	Michigan State
2/7/99	73-68^{OT}	MICHIGAN ST–9070
3/17/99	70-69^{OT}	MICHIGAN ST–5490
1/9/00	61-75	Michigan State
2/13/00	77-69	MICHIGAN ST–10,227
3/22/00	77-45	MICHIGAN ST–3441
1/1/01	72-56	Michigan State
2/4/01	69-49	MICHIGAN ST–7897

Middle Tennessee State 0-1

11/29/86	56-69	Middle Tennessee State

Minnesota 26-20

12/6/74	55-45	Minnesota
2/8/80	66-80	MINNESOTA–400
1/17/81	68-84	MINNESOTA, 653
2/13/81	68-79	Minnesota
3/7/81	56-66	Minnesota
11/21/81	63-72	MINNESOTA–475
1/23/82	60-63	Minnesota
1/28/83	60-73	Minnesota
2/18/83	71-77	MINNESOTA–816
1/27/84	63-59	MINNESOTA–1026
2/17/84	51-62	Minnesota
1/25/85	58-59	MINNESOTA–525
2/24/85	70-79	Minnesota
1/24/86	58-75	Minnesota
2/23/86	62-52	MINNESOTA–614
1/4/87	81-73	MINNESOTA–801
3/5/87	45-70	Minnesota
1/10/88	75-67	Minnesota
3/9/88	71-73	MINNESOTA–770
2/5/89	78-61	MINNESOTA–1273
3/3/89	58-83	Minnesota
2/4/90	76-75	Minnesota
3/2/90	94-82	MINNESOTA–925
1/6/91	102-77	MINNESOTA–1241
3/7/91	62-76	Minnesota
2/9/92	82-72	MINNESOTA–4308
3/6/92	83-82	Minnesota
1/12/93	75-72	MINNESOTA–685
3/10/93	56-91	Minnesota
1/9/94	84-89	Minnesota
3/8/94	71-82	MINNESOTA–1640
1/20/95	76-73	Minnesota
2/5/95	79-78^{OT}	MINNESOTA–9346
1/19/96	85-50	MINNESOTA–6897
2/4/96	98-64	Minnesota
1/26/97	84-57	MINNESOTA–7260
2/28/97	75-80	Minnesota BT 1st Rnd
1/25/98	67-54	Minnesota
2/27/98	65-47	Minnesota BT 1st Rnd
12/28/98	70-59	MINNESOTA–8760
2/21/99	69-56	Minnesota
2/3/00	75-65	MINNESOTA–7417
2/10/00	66-55	Minnesota
3/2/00	56-49	Minnesota
1/18/01	90-67	MINNESOTA–6328
2/22/01	86-43	Minnesota–

Mississippi 1-1

1/3/81	58-62	Mississippi
12/19/97	83-63	Mississippi

Missouri 0-2

2/20/81	71-75	Missouri
3/16/01	68-71	Missouri NCAA 1st Rnd

Montana 0-1

3/18/92	74-85	MONTANA–8353 NCAA 1st Rnd

National College 2-0

3/11/82	79-50	National College
12/9/82	88-37	NATL COLLEGE–200

Nebraska 5-0

1/5/79	79-74	NEBRASKA–535
12/12/89	77-67	NEBRASKA–560
12/7/90	80-74^{OT}	Nebraska
11/21/99	92-85^{OT}	#24 Nebraska
11/29/00	74-64	NEBRASKA–5956

North Carolina 0-1

12/1/89	77-84	North Carolina

N Carolina-Charlotte 0-1

11/29/87	75-81	UNC-Charlotte

Northeastern 1-0

11/28/99	81-80	Northeastern

Northeastern Illinois 3-0

1/19/82	82-28	NE ILLINOIS–365
1/4/92	79-53	Northeastern Illinois
12/11/93	85-47	NE ILLINOIS–836

Northern Illinois 6-0

1/23/75	42-27	Northern Illinois
2/21/76	46-36	NO. ILLINOIS
1/15/77	56-52	Northern Illinois
1/17/78	100-42	N, ILLINOIS, 150
12/3/80	87-72	Northern Illinois
12/2/81	74-71	N. ILLINOIS, 265

Northern Iowa 5-0

12/21/83	76-48	NO. IOWA, 265
12/1/84	61-52	NO. IOWA, 682
12/3/85	72-45	Northern Iowa
1/16/96	95-68	Northern Iowa
12/3/96	97-50	NO. IOWA, 6460

Northwestern 15-27

1/22/77	70-80	NORTHWESTERN
1/28/78	61-67	Northwestern
2/21/79	62-67	NU—463
1/23/80	52-79	Northwestern
12/13/80	70-77	NU—200
2/25/81	75-82	NU—450
2/12/82	52-62	Northwestern
2/20/82	66-82	Northwestern
1/21/83	57-54	Northwestern
2/27/83	81-72	NU—1312
1/20/84	80-70	NU—771
2/26/84	57-54	Northwestern
1/6/85	58-76	NU—625
3/9/85	89-86^{OT}	Northwestern
1/5/86	64-68	Northwestern
3/8/86	72-87	NU—777
1/30/87	53-72	NU—959
2/27/87	50-73	Northwestern
2/5/88	55-70	Northwestern
3/4/88	57-83	NU—766
1/13/89	59-62	NU—981
2/10/89	63-66	Northwestern
1/12/90	57-72	#25 Northwestern
2/9/90	62-73	#15 NU–1011
1/18/91	85-86	#15 NU–1005
2/15/91	72-93	#19 Northwestern
1/31/92	91-89	#22 NÜ–1925
2/28/92	80-91	Northwestern
1/24/93	64-82	Northwestern
2/19/93	90-103	NU–1602
1/23/94	85-101	#19 NU–1790
2/18/94	54-79	Northwestern
2/3/95	63-56	NU–4759
2/2/96	69-68	#23 Northwestern
1/17/97	77-67	NU–8350
2/2/97	62-93	Northwestern
1/16/98	70-65	Northwestern
2/1/98	95-64	NORTHWESTERN, 16,329 (Big Ten Single Game Attend Rec.)
1/22/99	80-61	NU–8213
1/12/00	74-60	Northwestern
2/1/01	70-35	NU–397
2/11/01	70-54	Northwestern

Notre Dame 2-3

3/1/87	70-80	NOTRE DAME–2170
12/4/94	55-77	Notre Dame
12/9/96	81-69	#10 Notre Dame
12/8/97	89-77	NOTRE DAME–6225
11/22/00	56-83	#4 NOTRE DAME–6943

Ohio State 14-26

2/10/78	48-73	Ohio State
3/10/78	52-85	Ohio State
3/6/80	68-80	Ohio State
2/4/83	66-84	OHIO STATE–1120
2/13/83	61-75	Ohio State
2/3/84	66-85	Ohio State
2/12/84	79-70	OHIO STATE–1248
1/11/85	53-66	OHIO STATE–700
2/10/85	48-62	Ohio State
1/10/86	48-81	Ohio State
2/9/86	50-85	OHIO STATE–322
1/18/87	49-89	#18 OHIO STATE–1026
2/13/87	62-97	#12 Ohio State
1/24/88	54-84	#8 Ohio State
2/19/88	70-87	#9 OHIO STATE–799
1/8/89	53-84	Ohio State
3/8/89	61-77	#15 OHIO STATE–783
1/7/90	64-72	OHIO STATE–1288
3/8/90	57-78	Ohio State
2/3/91	76-81^{OT}	Ohio State
3/1/91	92-77	OHIO STATE–1357
1/12/92	90-79	Ohio State
3/11/92	72-78	OHIO STATE–2340
1/29/93	66-70	#4 OHIO STATE–1908
2/26/93	58-95	#7 Ohio State
1/28/94	99-90	#17 Ohio State
2/27/94	73-70	OHIO STATE, 4805
1/8/95	76-69	#22 OHIO STATE–3933
2/17/95	81-76	Ohio State
1/7/96	75-69	Ohio State



The Badgers beat No. 12 Oklahoma in the consolation finals of the prestigious 2000 Coaches vs. Cancer Tournament held at the Kohl Center in Madison. No. 5 Notre Dame beat No. 4 Georgia for the title.

2/16/96	79-67	OHIO STATE-9495
3/2/96	58-72	Ohio State
1/19/97	67-61	OHIO STATE-11,212
1/18/98	54-66	Ohio State
1/5/99	55-70	#23 Ohio State
2/12/99	83-79^{OT}	OHIO STATE-9077
2/27/99	61-70	OSU at BT 1st Rnd
1/16/00	80-45	Ohio State
1/23/00	79-59	OHIO STATE-10,399
2/25/01	81-62	OHIO STATE-8377
Oklahoma		**1-0**
11/24/00	97-77	#12 OKLAHOMA-6851
Oklahoma State		**0-1**
12/11/92	59-65	Oklahoma State
Oregon		**1-1**
3/15/96	74-60	OR at NCAA 1st Rnd
11/18/00	57-71	OR at NC State Tourney
Penn State		**4-12**
2/2/92	75-86	#8 Penn State
1/31/93	73-90	#6 PENN ST-2007
2/28/93	66-95	#6 Penn State
1/30/94	53-73	#1 Penn State
2/23/94	59-88	#2 PENN ST-790
1/29/95	55-58	#10 Penn State
1/28/96	87-69	#10 PENN ST-10,505
12/27/96	83-77	#15 PENN ST
2/23/97	62-90	Penn State
12/28/97	71-86	Penn State
2/22/98	83-75	PENN ST-12,595
1/29/99	61-91	#21 Penn State
2/5/99	71-73^{OT}	#18 PENN ST-9163
1/30/00	54-68	#7 Penn State
2/6/00	52-57	#6 PENN ST-8625
2/18/01	86-75	#18 PENN ST-8978
Phillips University		**1-0**
11/25/79	67-60	Phillips University
Pittsburgh		**0-1**
12/7/85	64-73	Pitt
Princeton		**1-0**
1/11/80	74-44	Princeton
Providence		**0-1**
1/9/80	61-63	Providence
Purdue		**12-29**
12/3/76	40-53	Purdue
2/11/77	60-62	Purdue
1/20/78	65-79	Purdue
1/20/79	82-75^{OT}	PURDUE, 301
2/15/80	66-57	Purdue
2/6/81	61-57	PURDUE, 400
1/7/83	58-55	Purdue
3/12/83	92-82	PURDUE-550
1/6/84	92-62	PURDUE-472
3/10/84	75-65	Purdue
1/20/85	61-67	Purdue
2/15/85	65-73	PURDUE-680
1/19/86	57-72	PURDUE-804
2/14/86	57-79	Purdue
1/11/87	62-70	Purdue
2/6/87	49-85	PURDUE-896
1/17/88	62-80	PURDUE-1152
2/12/88	55-67	Purdue
1/15/89	56-69	#9 Purdue
2/27/89	81-67	#11 PURDUE-711
1/28/90	72-92	#10 PURDUE-1326
2/23/90	63-81	#15 Purdue
1/27/91	87-97	#6 PURDUE-1621
2/22/91	53-93	#6 Purdue
1/26/92	56-82	#12 Purdue
2/21/92	80-69	#9 PURDUE-5005
2/7/93	49-72	Purdue
3/7/93	57-77	PURDUE-2175
2/6/94	64-77	#12 PURDUE
3/6/94	45-93	#10 Purdue
1/27/95	66-68	#19 Purdue
1/26/96	98-95(2^{OT})	#21 PURDUE-7140
1/3/97	69-52	PURDUE-8665
2/16/97	43-62	Purdue
1/6/98	65-70	#23 Purdue
2/23/98	80-69	PURDUE-16,236
1/24/99	56-76	#3 Purdue
12/30/99	58-83	#13 PURDUE-8614
3/3/00	65-74	#18 Purdue
12/28/01	58-70	#8 PURDUE-7205
1/28/01	70-75^{OT}	#6 Purdue
Queens College		**0-1**
1/14/80	61-83	Queens College
Rice		**1-0**
2/8/00	71-58	RICE-6926
Rutgers		**0-2**
1/17/99	62-78	#13RUTGERS-10,384
11/27/99	61-63	Rutgers
St. Cloud State		**1-0**
11/24/79	76-61	St. Cloud State
St. Mary's, CA		**2-0**
11/26 /94	80-73	St. Mary's CA
12/3/94	84-68	St. Mary's CA
St. Peter's College (N.J)		**0-1**
1/3/88	63-72	St. Peter's College
San Diego		**1-0**
12/30/86	74-73	San Diego
San Francisco		**0-1**
1/4/93	69-71	San Francisco
San Jose State		**1-0**
11/27/88	72-67	San Jose State
Santa Clara		**0-1**
1/2/93	71-81	Santa Clara
Siena University		**1-0**
3/14/99	107-85	SIENA, 2949 WNIT Second Rnd
Southern Connecticut		**1-0**
1/13/80	78-75	Southern Connecticut
South Dakota		**0-1**
11/30/80	72-87	South Dakota
S. Illinois-Carbondale		**2-2**
3/11/78	65-64	Southern Illinois
12/7/91	69-70	SOUTHERN ILLINOIS
12/30/92	79-81	Southern Illinois
11/19/99	66-58	Southern Illinois
Southern Methodist		**0-1**
12/2/94	77-80	Southern Methodist
Southwestern Louisiana		**1-0**
11/28/97	92-51	SW Louisiana
Stanford		**1-2**
11/25/88	62-119	#8 Stanford
11/21/97	90-82	#4 STANFORD, 6927
11/29/98	66-78	#25 Stanford
Tennessee		**0-5**
2/8/96	61-72	#6 TENN-11,506
2/4/97	74-78	#9 Tennessee
12/20/97	66-87	#1 Tennessee, ESPN2
12/5/99	62-85	#3 TENN-11,861
12/3/00	66-90	#2 Tennessee
Tennessee-Martin		**1-0**
12/12/92	83-63	Tennessee Martin
Texas A & M		**0-1**
11/24/89	65-66	Texas A & M
Texas-Austin		**0-1**
3/23/82	61-73	#6 Texas AIAW Quarters
Texas Tech		**0-3**
3/18/95	65-88	#5 Texas Tech NCAA 2d
12/3/95	69-77	#10 Texas Tech
12/5/98	70-84	#12 Texas Tech
Toledo		**1-1**
11/26/93	72-82	TOLEDO-1990
12/10/94	71-68	Toledo
Union University		**0-1**
1/6/81	76-78^{OT}	Union University
University of D.C.		**0-1**
1/3/82	60-64	University of D.C.
Utah		**1-1**
11/30/91	62-65	Utah
12/30/93	79-65	UTAH-1478
UW-Eau Claire		**4-3**
2/5/75	59-46	UW-Eau Claire
12/7/75	46-59	UW-EAU CLAIRE
1/29/77	51-64	UW-Eau Claire
3/3/77	68-71	UW-Eau Claire
12/10/77	84-39	UW-EAU CLAIRE-610
3/2/78	88-46	UW-Eau Claire
2/14/79	52-49	UW-Eau Claire
UW-Green Bay		**14-5**
1/1/75	45-38	UW-GREEN BAY
1/24/76	50-29	UW-GREEN BAY
2/9/76	47-39	UW-Green Bay

The Badgers have a celebratory team huddle after winning then cutting the nets at the 2000 WNIT Championship in Madison.

2/23/77	81-37	UW-Green Bay
2/23/82	66-53	UW-GREEN BAY–421
12/8/82	69-55	UW-Green Bay
12/9/87	60-61	UW-GREEN BAY–842
12/7/88	62-58OT	Green Bay
12/5/89	58-60	UW-GREEN BAY–850
12/4/90	75-91	UW-Green Bay
12/1/92	63-62	UW-GREEN BAY–1012
1/3/94	75-64	UW-GREEN BAY–954
12/7/94	59-68	UW-Green Bay
12/13/95	83-56	UW-GREEN BAY–4479
12/5/96	68-56	UW-Green Bay
12/10/97	81-63	UW-GREEN BAY–5907
11/22/98	60-52	UW-GREEN BAY–7093
12/1/99	66-56	UW-Green Bay
1/7/01	80-82OT	UW-GREEN BAY–7615
UW-LaCrosse		**3-9**
1/18/75	46-76	UW-LaCROSSE
2/8/75	32-59	UW-LaCrosse
1/31/76	32-81	UW-LaCrosse
2/11/76	30-102	UW-LaCROSSE
1/28/77	50-92	UW-LaCrosse
1/25/78	75-90	UW-LACROSSE–552
3/3/78	68-64	UW-LaCrosse
2/15/79	63-83	UW-LaCrosse
3/3/79	74-88	UW-LaCrosse
2/20/80	57-64	UW-LaCROSSE–423
1/27/81	66-56	UW-LaCrosse
1/29/82	98-60	UW-LaCROSSE–611
UW-Milwaukee		**10-1**
1/28/75	75-55	UW-MILWAUKEE
2/5/77	87-55	UW-MILWAUKEE
2/16/78	78-35	UW-Milwaukee
12/13/78	115-50	UW-MILWAUKEE, 418
3/1/79	83-39	UW-Milwaukee
12/1/90	99-76	UW-MILWAUKEE, 720
12/10/91	90-68	UW-MILWAUKEE
12/15/92	77-78	UW-MILWAUKEE, 892
12/9/93	108-58	UW-MILWAUKEE, 901
11/24/96	95-63	UW-MILWAUKEE, 8657
11/25/97	72-70	UW-Milwaukee
11/17/98	71-66	UW-MILWAUKEE, 6559
UW-Oshkosh		**4-1**
2/19/77	58-67	UW-OSHKOSH
1/31/78	80-72	UW-Oshkosh
3/4/78	75-68	UW-Oshkosh
1/16/79	85-75	UW-OSHKOSH, 321
3/2/79	78-65	UW-Oshkosh
UW-Platteville		**5-0**
1/25/75	74-42	UW-PLATTEVILLE
2/15/75	63-58	UW-Platteville
1/26/76	76-56	UW-Platteville
2/2/76	52-47	UW-PLATTEVILLE
2/9/77	84-54	UW-PLATTEVILLE
UW-River Falls		**0-1**
12/13/75	52-67	UW-RIVER FALLS
UW-Stevens Point		**3-7**
2/1/75	47-49	UW-Stevens Point
2/22/75	56-45	UW-STEVENS POINT
2/28/75	39-71	UW-Stevens Point
1/30/76	40-66	UW-STEVENS POINT
2/16/76	35-85	UW-Stevens Point
1/21/77	82-92	UW-Stevens Point
1/25/77	50-62	UW-STEVENS POINT
2/22/78	52-57	UW-STEVENS PT, 470
1/27/79	81-59	UW-STEVENS PT, 521%
1/31/79	73-60	UW-Stevens Point
UW-Whitewater		**2-4**
2/18/75	53-55	UW-WHITEWATER
2/5/76	41-78	UW-Whitewater
12/11/76	46-53	UW-WHITEWATER
2/1/77	55-59	UW-Whitewater
2/18/78	66-54	UW-WHITEWATER, 549
12/11/79	84-62	UW-WHITEWATER, 262
Valdosta State		**0-1**
11/26/83	73-74	Valdosta State
Valparaiso		**1-0**
12/13/88	79-52	VALPARAISO–597
Vanderbilt		**0-1**
3/17/96	82-96	#12 Vanderbilt NCAA 2nd Rnd, ESPN
Virginia		**0-1**
12/6/85	59-82	Virginia
Virginia Tech		**0-1**
3/14/98	64-75	Virginia Tech NCAA 1st
Wagner		**1-0**
12/5/93	94-60	Wagner College
Wake Forest		**0-1**
12/28/92	67-93	WAKE FOREST–1513
Washington		**0-1**
11/23/90	91-99OT	#13 Washington
Western Illinois		**9-1**
11/17/79	69-76	W. ILLINOIS–300
11/22/80	84-76	Western Illinois
11/28/81	81-70	Western Illinois
1/13/82	81-43	W. ILLINOIS–375
11/24/85	74-69OT	W. ILLINOIS–479
12/4/88	73-62	W. ILLINOIS–695
12/13/91	112-69	W ILLINOIS–3944
11/28/93	80-53	W. ILLINOIS–960
11/29/94	79-52	W ILLINOIS–1083
12/7/95	82-45	Western Illinois
Western Kentucky		**1-1**
1/11/98	80-66	#19 W. KENTUCK6608
12/10/98	71-83	Western Kentucky
Western Michigan		**9-1**
2/24/79	79-75	Western Michigan
2/22/80	80-72	W MICHIGAN–338
12/12/80	68-54	W. MICHIGAN–200
1/23/81	53-70	Western Michigan
2/26/82	74-58	Western Michigan
12/4/82	77-64	W MICHIGAN–950
12/2/84	61-52	W MICHIGAN–431
12/2/86	86-79	Western Michigan
12/31/94	74-55	W. MICHIGAN–1,376
11/28/95	83-64	Western Michigan
Westmar College		**1-0**
12/3/77	88-55	WESTMAR COL–2500
William Penn College		**1-1**
12/1/78	76-70	William Penn
11/23/79	70-73	William Penn
Wichita State		**0-1**
11/28/80	67-82	Wichita State
Yale		**1-0**
1/7/80	72-70OT	Yale

Total: 369 wins, 370 losses (.499)

All-Time Record vs. Big Ten Opponents

Illinois	18-24
Indiana	10-31
Iowa	17-24
Michigan	26-14
Michigan State	19-25
Minnesota	26-20
Northwestern	15-27
Ohio State	14-26
Penn State	4-12
Purdue	12-29

All-Time Total: 161 wins, 232 losses (.409)

(includes games played when not officially part of the Big Ten Conference prior to 1981-82)

Season-by-Season Results 1974-2001

1974—1975

Won 11, Lost 7 (Home-6-2; Away-5-5)
UW Head Coach: Marilyn Harris
Total home attendance: Figures Not Available

12/6	+10	55-45	Minnesota
12/6	- 1	56-57	Illinois
12/7	-54	29-83	Indiana
12/7	+16	65-49	Iowa
1/11	+ 7	45-38	UW-GREEN BAY
1/18	-30	46-76	UW-LaCROSSE
1/23	+15	42-27	Northern Illinois
1/25	+32	74-42	UW-PLATTEVILLE
1/28	+20	75-55	UW-MILWAUKEE
2/1	- 2	47-49	UW-Stevens Point
2/5	+13	59-46	UW-Eau Claire
2/8	-27	32-59	UW-LaCrosse
2/11	+ 9	57-48	CARTHAGE COL-LEGE
2/12	+ 4	62-58	CARROLL COLLEGE
2/15	+ 5	63-58	UW-Platteville
2/18	- 2	53-55	UW-WHITEWATER
2/22	+11	56-45	UW-STEVENS POINT
2/28	-32	39-71	UW-Stevens Point

1975—76

Won 5, Lost 13 (Home-3-4; Away-2-9)
UW Head Coach: Marilyn Harris
Total home attendance: Figures Not Available

12/5	-60	28-88	Illinois State
12/6	- 1	39-40	Mankato State
12/7	-13	46-59	UW-EAU CLAIRE
12/12	-42	59-101	Illinois State
12/13	-15	52-67	UW-RIVER FALLS
1/24	+21	50-29	UW-GREEN BAY
1/26	20	76-56	UW-Platteville
1/30	-26	40-66	UW-STEVENS POINT
1/31	-49	32-81	UW-LaCrosse
2/2	+ 5	52-47	UW-PLATTEVILLE
2/5	-37	41-78	UW-Whitewater
2/6	-31	46-77	Michigan State@
2/6	-44	33-77	Illinois@
2/7	-51	33-84	Michigan@
2/9	+ 8	47-39	UW-Green Bay
2/11	-72	30-102	UW-LaCROSSE
2/16	-50	35-85	UW-Stevens Point
2/21	+10	46-36	NORTHERN ILLINOIS

@Big Ten Tournament

1976—77

Won 7, Lost 14 (Home-3-4; Away-4-10)
UW Head Coach: Edwina Qualls
Total home attendance: Figures Not Available

12/3	-13	40-53	Purdue
12/4	+ 4	65-61	Cincinnati
12/11	- 7	46-53	UW-WHITEWATER
1/15	+ 4	56-52	Northern Illinois
1/21	-10	82-92	UW-Stevens Point
1/22	-10	70-80	NORTHWESTERN
1/25	-12	50-62	UW-STEVENS POINT
1/28	-42	50-92	UW-LaCrosse
1/29	-13	51-64	UW-Eau Claire
2/1	- 4	55-59	UW-Whitewater
2/4	- 3	59-62	Illinois-Chicago
2/5	+32	87-55	UW-MILWAUKEE
2/9	+30	84-54	UW-PLATTEVILLE
2/11	- 2	60-62	Purdue@
2/11	-27	49-76	Illinois@
2/15	+ 7	79-72	Carthage College
2/19	- 9	58-67	UW-OSHKOSH
2/21	+21	68-47	MARQUETTE
2/23	+44	81-37	UW-Green Bay
3/3	- 3	68-71	UW-Eau Claire+
3/5	-11	60-71	Marquette+

@Big Ten Tournament
+WWIAC State Tournament

1977—78

Won 14, Lost 10 (Home-5-5; Away-9-5)
UW Head Coach: Edwina Qualls
Total home attendance: 12,231/10=1,223 avg.

12/3	+33	88-55	WESTMAR COLL., 2500*
12/10	+45	84-39	UW-EAU CLAIRE, 610
12/14	+51	106-55	DePAUL, 5000*
1/11	- 6	67-73	ILLINOIS-CHICAGO, 450
1/14	- 2	63-65	MICHIGAN STATE, 1500*
1/17	+58	100-42	N. ILLINOIS, 150
1/19	-16	49-65	Illinois-Chicago%
1/20	-14	65-79	Purdue%
1/25	-15	75-90	UW-LACROSSE, 552
1/28	- 6	61-67	Northwestern
1/31	+ 8	80-72	UW-Oshkosh
2/9	-15	48-63	Indiana
2/10	-25	48-73	Ohio State@
2/14	+16	71-55	Marquette
2/16	+43	78-35	UW-Milwaukee
2/18	+12	66-54	UW-WHITEWATER, 549
2/22	- 5	52-57	UW-STEVENS POINT, 470
2/25	+30	73-43	Carroll College
3/2	+42	88-46	UW-Eau Claire+
3/3	+ 4	68-64	UW-LaCrosse+
3/4	+ 7	75-68	UW-Oshkosh+
3/9	+11	92-81	Illinois State$
3/10	-33	52-85	Ohio State$
3/11	+ 1	65-64	Southern Illinois$

%Saluki Invitational
@Big Ten Tournament
+WWIAC State Tournament
$MAIAW Regional
*Indicates double-header

1978—79

Won 13, Lost 11 (Home-7-3; Away-6-8)
UW Head Coach: Edwina Qualls
Total home attendance: 4,979/10=498 avg.

12/1	+ 6	76-70	William Penn
12/2	- 7	68-75	Iowa
12/6	- 6	66-72	Illinois-Chicago
12/9	+10	60-50	ILLINOIS, 884
12/13	+65	115-50	UW-MILWAUKEE, 418
1/5	+ 5	79-74	NEBRASKA, 535
1/12	- 7	73-80	Michigan
1/13	- 5	52-57	Michigan State
1/16	+10	85-75	UW-OSHKOSH, 321
1/20	+ 7	82-75^{OT}	PURDUE, 301
1/26	-14	62-76	IOWA STATE, 511%
1/27	+22	81-59	UW-STEVENS POINT, 521%
1/31	+13	73-60	UW-Stevens Point
2/8	- 8	45-53	Indiana&
2/14	+ 3	52-49	UW-Eau Claire
2/15	-20	63-83	UW-LaCrosse
2/17	- 7	52-59	INDIANA, 600
2/20	+23	67-44	MARQUETTE, 425
2/21	- 5	62-67	NORTHWESTERN, 463
2/24	+ 4	79-75	Western Michigan
2/25	-20	57-77	Detroit
3/1	+44	83-39	UW-Milwaukee+
3/2	+13	78-65	UW-Oshkosh+
3/3	-14	74-88	UW-LaCrosse+

%Badger Invitational
@Big Ten Tournament
+WWIAC State Tournament

1979—80

Won 11, Lost 16 (Home-4-4; Away-7-12)
UW Head Coach: Edwina Qualls
Total home attendance: 3,246/8=406 avg.

11/17	- 7	69-76	WESTERN ILLINOIS, 300
11/23	- 3	70-73	William Penn%
11/24	+15	76-61	St. Cloud State%
11/25	+ 7	67-60	Phillips University%
12/1	-17	51-68	Iowa
12/2	- 2	76-78	Drake
12/8	- 8	63-71	UM-DETROIT, 487
12/11	+12	84-62	UW-WHITEWATER, 262



Badger pioneers are represented by these 1970's alumni who helped lay the UW women's basketball foundation. Some were members of UW's first state championship team in 1978, and also brought the Badgers into the Big Ten Conference in 1982. L-R Linda Sielaff, Anne Saeman, Kris Hallisy, Debbie Ambruso, Linda Gough, Terry Huff, Ginny Vorwald, and former assistant coach Dennis Simpson and son.

The 1981-82 Badger team attended the first post season tournament in UW history winning the MAIAW Regional championship to earn an AIAW National tournament bid. The team won its first round game over Colorado before bowing out to Texas in the quarter-finals finishing with a 21-13 record. Team members clockwise from left: head coach Edwina Qualls, asst. coach Kathy Richey Walton, trainer Jan Tappon Hellwig, asst. coach Linda Gough, Manager Kathryn Rindy, asst. coach Dennis Simpson, Terry Huff, Lizbeth Finchem, Vivan Rorer, Debbie Ambruso, Carol Jones, Chris Pruitt, Linda Sielaf, Janet Huff, Theresa Theder, Michelle Lowman, Andrea Adams, Kris Hallisy, Faith Johnson.

1/7	+ 2	72-70OT	Yale
1/9	– 2	61-63	Providence
1/11	+30	74-44	Princeton
1/13	+ 3	78-75	Southern Connecticut
1/14	–22	61-83	Queens College
1/18	–14	50-64	Indiana
1/19	– 8	62-70	Indiana State
1/23	–27	52-79	Northwestern
1/26	+ 8	65-57	MICHIGAN, 356
1/31	–14	57-71	Illinois State
2/1	–14	54-71	Illinois-Chicago
2/2	+10	84-74	Lincoln College
2/8	–14	66-80	MINNESOTA, 400@
2/15	+ 9	66-57	Purdue
2/16	–29	63-92	Illinois
2/20	– 7	57-64	UW-LaCROSSE, 423
2/22	+ 8	80-72	WESTERN MICHIGAN, 338
2/23	+ 6	68-62	ILLINOIS-CHICAGO, 680
3/6	–12	68-80	Ohio State$

%William Penn Invitational
@Big Ten Tournament
$MAIAW Regional

1980—81

Won 13, Lost 18 (Home: 6-6; Away-7-12)
UW Head Coach: Edwina Qualls
Total home attendance: 4,408/12=367 avg.

11/15	+ 4	73-69	IOWA, 1200
11/22	+ 8	84-76	Western Illinois
11/28	–15	67-82	Wichita State%
11/29	+60	95-35	Chicago State%
11/30	–15	72-87	South Dakota%
12/3	+15	87-72	Northern Illinois
12/6	– 9	78-87	Michigan
12/12	+14	68-54	W. MICHIGAN, 200#
12/13	– 7	70-77	NORTHWESTERN, 200#
12/30	–12	62-74	MICHIGAN STATE, 175
1/3	– 4	58-62	Mississippi
1/5	– 7	70-77	Memphis State
1/6	– 2	76-78OT	Union University
1/9	+23	83-60	INDIANA STATE, 225
1/17	–16	68-84	MINNESOTA, 653
1/18	–17	54-71	DRAKE, 210
1/23	–17	53-70	Western Michigan
1/24	– 5	61-66	Eastern Michigan
1/27	+10	66-56	UW-LaCrosse
1/30	+10	86-76	INDIANA, 400
2/4	– 1	81-82	DePaul
2/6	+ 4	61-57	PURDUE, 400
2/7	+50	91-41	CHICAGO STATE, 195
2/13	+21	88-67	Iowa@
2/13	–11	68-79	Minnesota@
2/17	+25	82-57	Illinois-Chicago
2/20	– 4	71-75	Missouri
2/21	+ 8	69-61	Central Missouri
2/25	– 7	75-82	NORTHWESTERN, 450
2/27	– 5	52-57	ILLINOIS STATE, 100
3/7	–10	56-66	Minnesota

%Drake Turkey Invitational
#Badger Invitational
@Big Ten Tournament

1981—82

Won 21, Lost 13 (Home-9-1; Away-12-12)
UW Head Coach: Edwina Qualls
Total home attendance: 4,873/11=443 avg.

11/18	–16	55-71	Illinois State
11/21	– 9	63-72	MINNESOTA, 475
11/27	–36	57-93	Drake%
11/28	+11	81-70	Western Illinois%
12/2	+ 3	74-71	NORTHERN ILLINOIS, 265
12/5	– 6	77-83	Indiana
12/8	+14	81-67	Loyola (Chicago)
12/10	+22	75-53	ILLINOIS-CHICAGO, 387
1/2	– 1	64-65	Georgetown
1/3	– 4	60-64	University of D.C.
1/5	–29	62-91	Maryland
1/9	+ 9	80-71	ILLINOIS, 537
1/13	+38	81-43	WESTERN ILLINOIS, 375
1/16	+55	97-42	Army#
1/17	+22	81-59	Dartmouth#
1/19	+54	82-28	NE ILLINOIS, 365
1/23	– 3	60-63	Minnesota
1/27	+ 6	70-64	DEPAUL, 345
1/29	+38	98-60	UW-LaCROSSE, 611
2/5	– 7	68-75	Indiana State
2/6	+ 3	64-61	Eastern Illinois
2/12	+14	78-64	Iowa@
2/12	–10	52-62	Northwestern@
2/20	–16	66-82	Northwestern
2/23	+13	66-53	UW-GREEN BAY, 421
2/26	+16	74-58	Western Michigan
2/27	–16	60-76	Michigan State
3/3	+14	78-64	Iowa
3/6	+ 1	78-77OT	IOWA STATE, 712
3/11	+29	79-50	National College$
3/12	+ 8	68-60OT	Indiana State$
3/13	+11	76-65	Miami of Ohio$
3/21	+ 1	60-59	Colorado*
3/23	–12	61-73	#6 Texas*

%Drake Turkey Invitational
#Dartmouth Invitational
@Big Ten Tournament
$MAIAW Regional
*AIAW National Championship

1982—83

Won 19, Lost 8 (Home-9-4; Away-10-4)
(Big Ten Conference Finish—5th, 11-7)
UW Head Coach: Edwina Qualls
Total home attendance: 9,589/13=738 avg.
Big Ten attendance: 7,724/9=858 avg

11/26	+58	90-32	Illinois-Chicago
12/4	+13	77-64	W. MICHIGAN, 950
12/5	+44	123-79	BRADLEY, 350
12/8	+14	69-55	UW-Green Bay
12/9	+51	88-37	NATIONAL COLLEGE, 200
12/22	+ 2	68-66	Loyola (Chicago)
12/28	+18	65-47	California-Irvine
12/30	– 4	62-66OT	Cal. St-Long Beach-2OT
1/7	+ 3	58-55	Purdue
1/9	+ 3	91-88	Illinois
1/14	+18	77-59	MICHIGAN STATE, 350
1/16	+31	99-68	MICHIGAN, 570
1/21	+ 3	57-54	Northwestern
1/23	+21	68-47	Iowa
1/28	–13	60-73	Minnesota
2/4	–18	66-84	OHIO STATE, 1120
2/6	–12	61-73	INDIANA, 1387
2/11	–10	49-59	Indiana
2/13	–14	61-75	Ohio State
2/16	+ 2	77-75OT	ILLINOIS STATE, 365
2/18	– 6	71-77	MINNESOTA, 816
2/23	+24	68-44	IOWA, 669
2/27	+ 9	81-72	NORTHWESTERN, 1312
3/4	+ 9	80-71	Michigan
3/6	+ 6	76-70	Michigan State
3/10	– 8	72-80	ILLINOIS, 950
3/12	+10	92-82	PURDUE, 550

1983—84

Won 18, Lost 10 (Home-12-1; Away-6-9)
(Big Ten Conference Finish—2nd, 13-5)
UW Head Coach: Edwina Qualls
Total home attendance: 9,776/13=752 avg.
Big Ten attendance: 8,673/9=964 avg.

11/26	– 1	73-74	Valdosta State%
11/27	– 2	61-63	Eastern Kentucky%
12/1	+16	75-59	Bradley

12/5	- 1	69-70	Illinois State
12/7	+ 7	71-64	ILLINOIS-CHICAGO, 350
12/10	+25	86-61	BALL STATE, 342
12/21	+28	76-48	NORTHERN IOWA, 265
12/23	+17	68-51	LOYOLA, 191
12/29	- 3	67-70	Cleveland State#
12/31	- 2	56-58	Fairfield#
1/6	+30	92-62	PURDUE, 472
1/8	+11	64-53	ILLINOIS, 934
1/13	+ 1	67-66	Michigan State
1/15	+13	77-63	Michigan
1/20	+10	80-70	NORTHWESTERN, 771
1/22	+ 1	50-49	IOWA, 1461
1/27	+ 4	63-59	MINNESOTA, 1026
2/3	-19	66-85	Ohio State
2/5	- 7	57-64	Indiana
2/10	+ 2	60-58	INDIANA, 909
2/12	+ 9	79-70	OHIO STATE, 1248
2/17	-11	51-62	Minnesota
2/24	- 9	37-46	Iowa
2/26	+ 3	57-54	Northwestern
3/2	- 1	63-64	MICHIGAN, 919
3/4	+20	88-68	MICHIGAN STATE, 933
3/8	+14	79-65	Illinois
3/10	+10	75-65	Purdue

%Kentucky Invitational
#Miami Classic

1984—85

Won 11, Lost 17 (Home-7-6; Away-4-11)
(Big Ten Conference Finish—tie for 7th, 6-12)
UW Head Coach: Edwina Qualls
Total home attendance: 8,562/13=659 avg.
Big Ten attendance: 6,225/9=692 avg.

11/17	-11	46-57	ILLINOIS STATE, 600
11/23	-33	54-87	Clemson%
11/24	- 3	64-67	Arizona%
11/28	+ 3	53-50	Loyola (Chicago)
12/1	+ 9	61-52	NORTHERN IOWA, 682
12/2	+ 9	61-52	WESTERN MICHIGAN, 431
12/7	-35	51-86	Louisiana Tech#
12/8	+17	76-59	Alabama-Birmingham#
12/14	+ 7	83-76	EASTERN ILLINOIS, 624
12/30	-10	66-76	Central Michigan
1/6	-18	58-76	NORTHWESTERN, 625
1/11	-13	53-66	OHIO STATE, 700
1/13	-24	51-75	INDIANA, 864
1/18	-21	59-70	Illinois
1/20	- 6	61-67	Purdue
1/25	- 1	58-59	MINNESOTA, 525
1/27	+11	65-54	IOWA, 1079
2/1	- 1	64-65	Michigan State
2/3	+ 9	81-72	Michigan
2/8	- 4	67-71	Indiana
2/10	-14	48-62	Ohio State
2/15	- 8	65-73	PURDUE, 680
2/17	+ 3	70-67	ILLINOIS, 572
2/22	-12	52-64	Iowa
2/24	- 9	70-79	Minnesota
3/1	+11	81-70	MICHIGAN, 504
3/3	+10	82-72	MICHIGAN STATE, 676
3/9	+ 3	89-86[OT]	Northwestern

%Nebraska Tournament
#Lady Techster Invitational

1985—86

Won 4, Lost 24 (Home-2-12; Away-2-12)
(Big Ten Conference Finish—10th, 1-17)
UW Head Coach: Edwina Qualls
Total home attendance: 8,704/14=522 avg.
Big Ten attendance: 4,971/9=552 avg.

11/24	+ 5	74-69[OT]	W. ILLINOIS, 479%
11/29	- 8	60-68	MIAMI OF OHIO, 379%
11/30	- 6	64-70	EASTERN ILLINOIS, 320
12/3	+27	72-45	Northern Iowa
12/6	-23	59-82	Virginia#
12/7	- 9	64-73	Pitt#
12/11	+16	71-55	Illinois-Chicago
12/13	-15	58-73	IOWA STATE, 680
12/22	- 7	57-64[OT]	Illinois State
1/3	-11	57-68	LOYOLA, 477
1/5	- 4	64-68	Northwestern
1/10	-33	48-81	Ohio State
1/12	-19	46-65	Indiana
1/17	-13	69-82	ILLINOIS, 608
1/19	-15	57-72	PURDUE, 804
1/24	-17	58-75	Minnesota
1/26	-36	32-68	Iowa
1/31	- 3	55-58	MICHIGAN STATE, 320
2/2	- 5	67-72	MICHIGAN, 450
2/7	-28	37-65	INDIANA, 370
2/9	-35	50-85	OHIO STATE, 322
2/14	-22	57-79	Purdue
2/16	-16	53-69	Illinois
2/21	-14	47-61	IOWA, 706
2/23	+10	62-52	MINNESOTA, 614
2/28	-11	66-77	Michigan
3/2	-13	69-82	Michigan State
3/8	-15	72-87	NORTHWESTERN, 777

%Badger Invitational #Virginia Invitational

1986—87

Won 9, Lost 19 (Home-4-10; Away-5-9)
(Big Ten Conference Finish—tie for 8th, 4-14)
UW Head Coach: Mary Murphy
Total home attendance: 14,112/14=1,008 avg.
Big Ten attendance: 9,349/9=1,039 avg.

11/28	+ 5	73-68[OT]	Cincinnati%
11/29	-13	56-69	Middle Tennessee State%
12/2	+ 7	86-79	Western Michigan
12/5	+12	75-63	BRADLEY, 863
12/7	- 9	68-77	BOWLING GREEN, 556
12/11	-22	75-97	DePAUL, 501
12/27	+23	84-61	ILLINOIS-CHICAGO, 673
12/30	+ 1	74-73	San Diego
1/2	-39	44-83	#14 IOWA, 1498
1/4	+ 8	81-73	MINNESOTA, 801
1/9	-15	67-82	#17 Illinois
1/11	- 8	62-70	Purdue
1/16	- 5	66-71	INDIANA, 1128
1/18	-40	49-89	#18 OHIO STATE, 1026
1/23	-24	53-77	Michigan State
1/25	+ 8	65-57	Michigan
1/30	-19	53-72	NORTHWESTERN, 959
2/1	-17	55-72	Loyola
2/6	-36	49-85	PURDUE, 896
2/8	-13	64-77	#19 ILLINOIS, 993
2/13	-33	62-97	#12 Ohio State
2/15	+ 2	48-46[OT]	Indiana
2/20	+25	88-63	MICHIGAN, 868
2/22	-14	57-71	MICHIGAN STATE, 1180
2/27	-23	50-73	Northwestern
3/1	-10	70-80	NOTRE DAME, 2170+
3/5	-25	45-70	Minnesota
3/7	-22	56-78	#10 Iowa

%Cincinnatti Omni Tournament

1987—88

Won 4, Lost 24 (Home-3-10; Away-1-14)
(Big Ten Conference Finish—10th, 2-16)
UW Head Coach: Mary Murphy
Total home attendance: 10,712/13=824 avg.
Big Ten attendance: 8,221/9=913 avg.

11/27	-20	66-86	Duke (No. 16)
11/29	- 6	75-81	UNC-Charlotte
12/4	-33	67-100	Florida State%
12/5	-26	60-86	Alabama-Birmingham%
12/9	- 1	60-61	UW-GREEN BAY, 842
12/11	-13	79-92	LAKE SUPERIOR ST., 529
12/13	+31	89-58	DETROIT, 715
1/3	- 9	63-72	St. Peter's College
1/5	-20	66-86	Fairleigh Dickinson
1/8	-20	59-79	#1 IOWA, 1215
1/10	+ 8	75-67	Minnesota
1/15	+11	75-64	ILLINOIS, 819
1/17	-18	62-80	PURDUE, 1152
1/22	-22	49-71	Indiana
1/24	-30	54-84	#8 Ohio State
1/29	- 7	58-65	MICHIGAN STATE, 959
1/31	- 3	65-68	MICHIGAN, 861
2/5	-15	55-70	Northwestern
2/8	+13	85-72	LOYOLA, 408
2/12	-12	55-67	Purdue
2/14	-26	50-76	Illinois
2/19	-17	70-87	#9 OHIO STATE, 799
2/21	-24	53-77	INDIANA, 880
2/26	-35	51-86	Michigan
2/28	-10	58-68	Michigan State
3/4	-26	57-83	NORTHWESTERN, 766
3/9	- 2	71-73	MINNESOTA, 770
3/12	-48	50-98	#2 Iowa

%Florida State Tournament

1988—89

Won 13, Lost 14 (Home-10-4; Away-3-10)
(Big Ten Conference Finish—8th, 5-13)
UW Head Coach: Mary Murphy
Total home attendance: 13,700/14=979 avg.
Big Ten attendance: 10,575/9=1,175 avg.

11/25	-57	62-119	#8 Stanford
11/27	+ 5	72-67	San Jose State
12/1	+12	78-66	MARQUETTE, 504
12/4	+11	73-62	WESTERN ILLINOIS, 695
12/7	+ 4	62-58[OT]	Green Bay
12/11	+ 3	76-73	Detroit
12/13	+27	79-52	VALPARAISO, 597
1/3	+20	65-45	CHICAGO STATE, 683
1/6	-18	55-73	Indiana
1/8	-31	53-84	Ohio State
1/13	- 3	59-62	NORTHWESTERN, 981
1/15	-13	56-69	#9 Purdue
1/20	+ 2	71-69	MICHIGAN STATE, 963
1/22	+ 7	66-59	MICHIGAN, 1027
1/27	- 6	75-81[OT]	Illinois
1/30	+14	72-58	ILLINOIS-CHICAGO, 586
2/3	-10	57-67	#7 IOWA, 1353
2/5	+17	78-61	MINNESOTA, 1273
2/10	- 3	63-66	Northwestern
2/17	-18	57-75	Michigan
2/19	- 4	67-71	Michigan State
2/26	+ 9	77-68	ILLINOIS, 2307
2/27	+14	81-67	#11 PURDUE, 711
3/3	-25	58-83	Minnesota
3/5	-26	52-78	Iowa (No. 9)
3/8	-16	61-77	#15 OHIO STATE, 783
3/11	- 5	80-85	INDIANA, 1177

1989—90

Won 8, Lost 20 (Home-5-9; Away-3-11)
(Big Ten Conference Finish—tie for 9th, 3-15)
UW Head Coach: Mary Murphy
Total home attendance: 15,478/14=1,106 avg.
Big Ten attendance: 11,699/9=1,300 avg.

11/24	- 1	65-66	Texas A & M%
11/25	-15	49-64	Drake%
11/28	+10	76-66	Illinois-Chicago
12/1	- 7	77-84	North Carolina#
12/2	+25	98-73	Bucknell#
12/5	- 2	58-60	UW-GREEN BAY, 850
12/12	+10	77-67	NEBRASKA, 560
12/30	-13	77-90	DARTMOUTH, 922
1/2	+30	93-63	CHICAGO STATE, 650
1/5	-12	80-92	INDIANA, 1130
1/7	- 8	64-72	OHIO STATE, 1288
1/12	-15	57-72	#25 Northwestern
1/16	+11	90-79	MARQUETTE, 797
1/19	-30	42-73	Michigan State
1/21	-17	51-68	Michigan
1/26	+ 9	86-77	ILLINOIS, 957
1/28	-20	72-92	#10 PURDUE, 1326
2/2	-32	52-84	#13 Iowa
2/4	+1	76-75	Minnesota
2/9	-11	62-73	#15 NU, 1011
2/16	- 5	56-61	MICHIGAN, 825
2/18	- 6	55-61	MICHIGAN STATE, 2606
2/23	-18	63-81	#15 Purdue
2/25	- 5	76-81	Illinois
3/2	+12	94-82	MINNESOTA, 925
3/4	-17	60-77	#11 IOWA, 1631
3/8	-21	57-78	Ohio State
3/10	- 7	69-76	Indiana

%Texas A & M Invitational
#Princeton Tournament

1990—91

Won 13, Lost 15 (Home-10-4; Away-3-11)
(Big Ten Conference Finish—7th, 7-11)
UW Head Coach: Mary Murphy
Total home attendance: 16,915/14=1,208 avg.
Big Ten attendance: 13,470/9=1,497 avg.

11/23	- 8	91-99[OT]	#13 Washington%
11/24	+ 3	80-77	Gonzaga%
11/28	- 9	87-96	IOWA STATE, 615
12/1	+23	99-76	UW-MILWAUKEE, 720
12/4	-16	75-91	UW-Green Bay
12/7	+ 6	80-74[OT]	Nebraska
12/9	+ 8	101-93	Creighton
12/12	+16	79-63	ILLINOIS-CHICAGO, 503
12/30	-10	73-83	ILLINOIS STATE, 1047
1/2	+11	78-67	#15 IOWA, 979
1/6	+25	102-77	MINNESOTA, 1241
1/11	-16	73-89	Michigan State
1/13	-21	69-90	Michigan
1/18	- 1	85-86	#15 NU, 1005
1/22	+24	90-66	CHICAGO STATE, 560
1/25	+ 9	90-81	ILLINOIS, 1005
1/27	-10	87-97	#6 PURDUE, 1621
2/1	-17	86-103	Indiana
2/3	- 5	76-81[OT]	Ohio State
2/8	+13	101-88	MICHIGAN, 1023
2/10	+ 3	78-75	#23 MICHIGAN ST, 3137
2/15	-21	72-93	#19 Northwestern
2/22	-40	53-93	#6 Purdue
2/24	-15	73-88	Illinois
3/1	+15	92-77	OHIO STATE, 1357
3/2	+ 5	80-75	INDIANA, 2102
3/7	-14	62-76	Minnesota
3/9	- 9	76-85[OT]	#24 Iowa

%Colorado Coors Classic

1991—92

Won 20, Lost 9 (Home-12-3; Away-8-6)
(Big Ten Conference Finish—3rd, 13-5)
UW Head Coach: Mary Murphy
Total home attendance:30,278/13=2,329 avg.
Big Ten attendance: 27,102/9=3,011 avg.

11/24	+14	84-70	Iowa State
11/26	+15	83-68	CREIGHTON
11/29	+ 7	70-63	#11 Auburn%
11/30	- 3	62-65	Utah%
12/7	- 1	69-70	SOUTHERN ILLINOIS
12/10	+22	90-68	UW-MILWAUKEE
12/13	+43	112-69	WESTERN ILLINOIS, 3944+
12/30	+14	69-55	Illinois State
1/4	+24	79-53	Northeastern Illinois
1/10	-25	52-77	Indiana
1/12	+11	90-79	Ohio State
1/17	+15	73-58	MICHIGAN STATE, 1271
1/19	+27	93-66	MICHIGAN, 2224
1/24	+ 6	65-59	Illinois
1/26	-26	56-82	#12 Purdue
1/31	+ 2	91-89	#22 NÜ, 1925
2/2	-11	75-86	#8 Penn State (non-league game)
2/7	+16	74-58	#5 IOWA, 2708
2/9	+10	82-72	MINNESOTA, 4308
2/14	+24	84-60	Michigan
2/16	+15	73-58	Michigan State
2/21	+11	80-69	#9 PURDUE, 5005
2/23	+14	73-59	ILLINOIS, 3606
2/28	-11	80-91	Northwestern
3/6	+ 1	83-82	Minnesota
3/8	-27	36-63	#8 Iowa
3/11	- 6	72-78	OHIO STATE, 2340
3/14	+10	77-67	INDIANA, 3715
3/18	-11	74-85	MONTANA, 8353 #

%Utah Tournament
NCAA Tournament First Round

1992—93

Won 7, Lost 20 (Home-5-8; Away 2-12)
(Big Ten Conference Finish—10th, 4-14)
UW Head Coach: Mary Murphy
Total home attendance: 20,310/12=1,692 avg.
Big Ten attendance: 16,891/9=1,877 avg.

12/1	+ 1	63-62	UW-GREEN BAY, 1012
12/8	+16	82-66	CHICAGO STATE
12/11	- 6	59-65	Oklahoma State%
12/12	+20	83-63	Tennessee Martin%
12/15	- 1	77-78	UW-MILWAUKEE, 892
12/28	-26	67-93	WAKE FOREST, 1513
12/30	- 2	79-81	Southern Illinois
1/2	-10	71-81	Santa Clara
1/4	- 2	69-71	San Francisco
1/8	-26	39-65	#5 Iowa
1/12	+ 3	75-72	MINNESOTA, 685
1/15	+ 8	75-67	MICHIGAN STATE, 1601
1/17	+ 6	73-67	MICHIGAN, 1851
1/22	- 7	74-81	Illinois
1/24	-17	64-82	Northwestern
1/29	- 4	66-70	#4 OHIO STATE, 1908
1/31	-17	73-90	#6 PENN STATE, 2007
2/7	-23	49-72	Purdue
2/12	+ 4	79-75	Michigan
2/14	-14	67-81	Michigan State
2/19	-13	90-103	NORTHWESTERN, 1602
2/21	-10	74-84	ILLINOIS, 3091
2/26	-37	58-95	#7 Ohio State
2/28	-29	66-95	#6 Penn State
3/5	- 7	72-79	INDIANA, 1973
3/7	-20	57-77	PURDUE, 2175
3/10	-35	56-91	Minnesota

%Memphis Tournament

The 1991-92 team had the distinction of being the first Badger women's team to attend the NCAA championship losing to Montana in first round action at the Field House to conclude a 20-9 season. Front Row L-R: Robin Threatt, Peggy Shreve, Kim Martin, Mynette Clark, Michele Kozelka, Kesa Dillon, Dolly Rademaker, Sharon Johnson, Camille Williams; Back Row: head coach Mary Murphy, Gina Edmonds, Shelly Rucinski, Jen Waterman, Heather Bostrom, Rebecca Leet, Amber Landrigan, Barb Franke, asst. coaches Donna Freitag and Jon Cain, trainers Wendy and Robin Moore

1993—94

Won 13, Lost 14 (Home-9-6; Away-4-8)
(Big Ten Conference Finish—9th, 6-12)
UW Head Coach: Mary Murphy
Total home attendance: 26,553/15=1,770 avg.
Big Ten attendance: 19,478/9=2,164 avg.

11/26	-10	72-82	TOLEDO, 1990
11/28	+27	80-53	WESTERN ILLINOIS, 960
12/4	-22	55-77	Notre Dame%
12/5	+34	94-60	Wagner College%
12/9	+50	108-58	UW-MILWAUKEE, 901
12/11	+38	85-47	NE ILLINOIS, 836
12/13	+31	101-72	Illinois-Chicago
12/30	+14	79-65	UTAH, 1478
1/3	+ 9	75-64	UW-GREEN BAY, 954
1/7	- 7	67-74	#2 IOWA, 2,641
1/9	- 5	84-89	Minnesota
1/14	- 3	59-62	Michigan State
1/16	+ 1	64-63	Michigan
1/21	+22	81-59	ILLINOIS, 1356
1/23	-16	85-101	#19 NU, 1790
1/28	+ 9	99-90	#17 Ohio State
1/30	-20	53-73	#1 Penn State
2/6	- 7	64-77	#12 PURDUE
2/11	+ 9	75-64	MICHIGAN, 1545
2/13	+ 7	92-85	MICHIGAN STATE, 2283
2/18	-25	54-79	Northwestern
2/20	- 3	79-82	Illinois
2/23	-29	59-88	#2 PENN STATE, 790
2/27	+ 3	73-70	OHIO STATE, 4805
3/4	- 2	64-66	Indiana
3/6	-48	45-93	#10 Purdue
3/8	-11	71-82	MINNESOTA, 1640

%Brown University Tournament

1994—95

Won 20, Lost 9 (Home 11-1; Away 9-8)
(Big Ten Conference Finish—3rd, 11-5)
UW Head Coach: Jane Albright-Dieterle
Total home attendance: 59,329/12=4,944
Big Ten attendance: 52,686/8=6,586

11/25	+25	77-52	Baylor %
11/26	+ 7	80-73	St. Mary's CA %
11/29	+27	79-52	WESTERN ILLINOIS, 1083
12/2	- 3	77-80	Southern Methodist **
12/3	+16	84-68	St. Mary's CA **
12/7	- 9	59-68	UW-Green Bay
12/10	+ 3	71-68	Toledo
12/15	+18	79-61	ILL-CHICAGO, 1002
12/28	+14	85-71	Michigan
12/31	+19	74-55	W. MICHIGAN, 1,376
1/3	+16	78-62	INDIANA, 1615
1/6	+10	72-62	IOWA, 2730
1/8	+ 7	76-69	#22 OHIO STATE, 3933
1/13	-10	68-78	Michigan State
1/20	+13	76-73	Minnesota
1/22	+29	76-47	ILLINOIS, 7036
1/27	- 2	66-68	#19 Purdue
1/29	- 3	55-58	#10 Penn State
2/3	+ 7	63-56	NORTHWESTERN, 4759
2/5	+ 1	79-78[OT]	MINNESOTA, 9346
2/9	+22	88-66	MARQUETTE, 3545
2/12	- 4	62-78	MICHIGAN ST, 11,500
2/17	+ 5	81-76	Ohio State
2/19	+ 7	62-55	Iowa
2/24	- 2	61-63	Indiana
2/26	+16	80-64	MICHIGAN, 10,908
3/4	- 8	79-87	Michigan State @
3/16	+ 1	73-72	#23 Kansas #
3/18	-23	65-88	#5 Texas Tech #

% St. Mary's Thanksgiving Classic

In 1995, Jane Albright's first team qualified for the school's second NCAA Championship and was the first team to win a first-round game defeating Kansas on a last second shot before losing to Texas Tech. Members include: Front Row L-R Karie Cattanach, Sharon Johnson, Stacy Riemer, Keisha Anderson, Cousin It, Camille Williams, Kesa Dillon, Jenni Westphal, Barb Franke; Back Row: Tracy Winkler, Ann Klapperich, Katie Voigt, Jenny Rhodes, Michele Burkholder.

**Arkansas Dial Classic
@ Big Ten Tournament
# NCAA Tournament

1995—96

Won 21, Lost 8 (Home-10-2; Away-11-6)
(Big Ten Conference Finish—3rd, 12-4)
UW Head Coach: Jane Albright-Dieterle
Total home attendance: 94,604/12=7,884 avg.
Big Ten attendance: 67,464/8=8,433 avg.

11/28	+19	83-64	Western Michigan
11/30	+ 4	82-78	DRAKE, 4524
12/2	+20	84-64	Austin Peay**
12/3	- 8	69-77	#10 Texas Tech **
12/7	+37	82-45	Western Illinois
12/9	+49	92-43	ILLINOIS STATE, 6631
12/13	+27	83-56	UW-GREEN BAY, 4479 (c)
12/27	+41	89-48	MICHIGAN, 7556
12/29	+10	81-71	INDIANA, 7338
1/5	-20	48-68	#11 Iowa
1/7	+ 6	75-69	Ohio State
1/9	+24	87-63	Marquette
1/12	+23	82-59	MICHIGAN STATE, 7011
1/16	+27	95-68	Northern Iowa
1/19	+35	85-50	MINNESOTA, 6897
1/21	+ 1	68-67	Illinois
1/26	+ 3	98-95(2[OT])	#21 PURDUE, 7140
1/28	+18	87-69	#10 PENN STATE, 10,505
2/2	+ 1	69-68	#23 Northwestern
2/4	+34	98-64	Minnesota
2/8	-11	61-72	#6 TENNESSEE, 11,506
2/11	-11	65-76	Michigan State
2/16	+12	79-67	OHIO STATE, 9495
2/18	- 4	63-67	#7 IOWA, 11,522
2/23	-14	68-82	Indiana
2/25	+25	88-63	Michigan
3/2	-14	58-72	Ohio State@
3/15	+14	74-60	Oregon#
3/17	-14	82-96	#12 Vanderbilt # ESPN

**Texas Tech Lady Raider Classic
(C) 12/13 game at Dane County Coliseum
@ Big Ten Tournament
# NCAA Tournament

1996—97

Won 16, Lost 11 (Home-9-3; Away-7-8)
(Big Ten Conference Finish—T6th, 8-8
UW Head Coach: Jane Albright-Dieterle
Total home attendance: 102,426/12=8,536 avg.
Big Ten attendance: 70,792/8=8,849 avg.

11/22	+ 8	77-69	Drake
11/24	+32	95-63	UW-MILWAUKEE, 8657
11/29	+10	78-68	UC-Irvine**
11/30	+ 5	100-95	UC-Santa Barbara**
12/3	+47	97-50	NORTHERN IOWA, 6460
12/5	+12	68-56	UW-Green Bay
12/9	+12	81-69	#10 Notre Dame
12/13	- 7	67-74	#4 GEORGIA, 9683 ESPN2
12/27	+ 6	83-77	#15 PENN STATE
12/29	- 6	67-73	ILLINOIS, 8746
1/3	+17	69-52	PURDUE, 8665
1/5	+ 6	69-63	Iowa PRIME/FOX
1/12	- 2	72-74	Indiana
1/17	+10	77-67	NORTHWESTERN, 8350
1/19	+ 5	67-61	OHIO STATE, 11,212
1/24	+ 5	77-72	Michigan
1/26	+27	84-57	MINNESOTA, 7260
1/30	-11	53-64	Michigan State
2/2	-31	62-93	Northwestern
2/4	- 4	74-78	#9 Tennessee
2/7	- 5	54-59	INDIANA, 8873
2/11	+39	103-64	CLEVELAND STATE, 6831
2/14	+ 3	59-56	IOWA, 9638
2/16	-19	43-62	Purdue
2/21	- 4	78-82	#17 Illinois
2/23	-28	62-90	Penn State
2/28	- 5	75-80	Minnesota First Rnd @

**UC-Santa Barbara Tournament
@ Big Ten Tournament

1997—98

Won 21, Lost 10 (Home-11-1; Away-10-9)
(Big Ten Conference Finish—6th, 9-7
UW Head Coach: Jane Albright-Dieterle
Total home attendance: 125,464/12=10,455 avg
Big Ten home attendance: 99,797/8=12,475 avg.

11/21 + 8 90-82 #4 STANFORD, 6927
11/25 +32 72-70 UW-Milwaukee
11/28 +41 92-51 SW Louisiana **
11/29 +17 97-80[OT] Maine**
12/6 + 8 77-69 Illinois State
12/8 +12 89-77 NOTRE DAME, 6225
12/10 +18 81-63 UW-GREEN BAY, 5907
12/18 +13 84-71 Manhattan %
12/19 +20 83-63 Mississippi %
12/20 –21 66-87 #1 Tennessee, ESPN2
12/28 –15 71-86 Penn State
12/30 – 8 75-83 #13 Illinois
1/4 +10 74-64[OT] #17 Georgia CBS
1/6 – 5 65-70 #23 Purdue
1/9 +15 75-60 INDIANA, 6972
1/11 +14 80-66 #19 W. KENTUCKY, 6608
1/16 +5 70-65 Northwestern
1/18 –12 54-66 Ohio State
1/20 – 3 63-66 IOWA, 16,296
1/23 +16 79-63 MICHIGAN, 10,295
1/25 +13 67-54 Minnesota
1/30 +7 72-65 MICHIGAN STATE, 9807
2/1 +31 95-64 NORTHWESTERN, 16,329 (Big Ten Single Game Attend. Record)
2/6 – 1 55-56 Indiana
2/13 –11 76-87 Iowa
2/23 +11 80-69 PURDUE, 16,236
2/20 + 4 73-69 #9 ILLINOIS, 11,267
2/22 + 8 83-75 PENN STATE, 12,595
2/27 +18 65-47 Minnesota First Rnd @
2/28 – 9 70-79 Michigan Second Rnd @
3/14 –11 64-75 Virginia Tech First Rnd $

**Dead River Co. Classic Tournament, Orono, ME
% Northern Lights Tournament, Anchorage, AK
@ Big Ten Tournament
$ NCAA Tournament
NOTE: The Kohl Center opened in January of 1998, and all games from Jan. 20 Iowa game on were at the Kohl Center rather than the Field House (6-1 KC record)

1998—99

Won 18, Lost 14 (Home-15-3; Away-2-9; Neutral- 1-2)
Big Ten Conference Finish—T4th, 9-7
UW Head Coach: Jane Albright-Dieterle
Total home attendance: 136,182/18=7,566 avg
Total home attendance (reg season without WNIT): 118,561/14=8,468
Big Ten home attendance: 71,504/8=8,938 avg.

12/1 + 1 63-62 UW-GREEN BAY, 1012
11/15 +18 87-69 BOWLING GREEN, 7639
11/17 + 5 71-66 UW-MILWAUKEE, 6559
1/20 +13 103-90[OT] #22 UCSB, 7794
11/22 + 8 60-52 UW-GREEN BAY, 7093
11/29 –12 66-78 #25 Stanford
12/3 – 8 73-81 MARQUETTE, 7588
12/5 –14 70-84 #12 Texas Tech *
12/6 +29 86-57 Florida A&M *
12/10 –12 71-83 Western Kentucky
12/28 +11 70-59 MINNESOTA, 8760
12/30 –18 72-90 Illinois
1/3 + 7 79-72 IOWA, 8379
1/5 –15 55-70 #23 Ohio State
1/8 – 3 74-77 Michigan State
1/10 – 4 65-69 Indiana
1/15 + 6 71-65 MICHIGAN, 8108
1/17 –16 62-78 #13 RUTGERS, 10,384
1/22 +19 80-61 NWESTERN, 8213
1/24 –20 56-76 #3 Purdue
1/29 –30 61-91 #21 Penn State
1/31 +24 70-46 Michigan
2/5 – 2 71-73[OT] #18 PENN STATE, 9163
2/7 +5 73-68[OT] MICHIGAN ST, 9070
2/12 +4 83-79[OT] OHIO STATE, 9077
2/19 +4 82-78[OT] ILLINOIS, 10,734
2/21 +13 69-56 Minnesota
2/27 – 9 61-70 Ohio State First Rnd @
3/11 +37 80-43 INDIANA ST, 2890 ..... First Rnd $
3/14 +22 107-85 SIENA, 2949 Second Rnd $ at FH
3/17 + 1 70-69[OT] MICHIGAN ST, 5490 Third Rnd $
3/20 +19 92-73 MEMPHIS, 6292 Semifinals $ at FH
3/23 – 3 64-67 Arkansas Championship Final $

* Gene Hackerman Rice Invitational, Houston, TX
@ Big Ten Tournament
$ WNIT Tournament

Home games are indicated in capital letters

1999—2000

Won 21, Lost 12 (Home-12-4; Away-6-7; Neutral- 3-1)
Big Ten Conference Finish—T5th, 8-8
UW Head Coach: Jane Albright
Total home attendance: 123,712/16=7,732 avg.
Total home attendance (reg season): 95,575/11=8,689
Big Ten home attendance: 68,978/8=8,622 avg.

11/19 + 8 66-58 Southern Illinois%
11/21 + 7 92-85[OT] #24 Nebraska%
11/27 – 2 61-63 #8 Rutgers^
11/28 + 1 81-80[OT] Northeastern^
12/1 +10 66-56 UW-Green Bay
12/5 –23 62-85 #3 TENNESSEE, 11,861
12/8 – 4 65-69 Marquette
12/12 +13 68-55 IUPUI, 7810
12/30 –25 58-83 #13 PURDUE, 8614
1/4 – 6 74-80 #15 ILLINOIS, 7177
1/7 +15 86-71 Loyola
1/9 –14 61-75 Michigan State
1/12 +14 74-60 Northwestern
1/16 +35 80-45 Ohio State
1/20 + 3 72-69 MICHIGAN, 7386
1/23 +20 79-59 OHIO STATE, 10,399
1/27 – 4 62-66 Iowa
1/30 –14 54-68 #7 Penn State
2/3 +10 75-65 MINNESOTA, 7417
2/6 – 5 52-57 #6 PENN ST,(Fox) 8625
2/8 +13 71-58 RICE, 6926
2/10 –11 66-55 Minnesota
2/13 + 8 77-69 MICHIGAN ST, 10,227
2/17 – 5 73-78 Michigan
2/20 +15 76-61 INDIANA, 9133
2/24 – 9 78-87 Illinois
3/2 + 7 56-49 Minnesota@
3/3 – 9 65-74 #18 Purdue@
3/15 +37 83-46 FAIRFIELD$, 2355
3/19 + 6 82-76 DePAUL$, 3197
3/22 +32 77-45 MICHIGAN ST$, 3441
3/25 +18 78-60 COLORADO ST$, 6138
3/29 + 1 75-74 FLORIDA$, 13,006

%Time Warner Classic
^Rutgers Invitational
@Big Ten Tournament
$WNIT Tournament

2000—01

Won 18, Lost 10 (Home-11-3; Away-6-4; Neutral- 1-3)
Big Ten Conference Finish—T2nd, 12-4
UW Head Coach: Jane Albright
Total home attendance: 100,083/14=7,149 avg.
Big Ten home attendance: 61,158/8=7,645 avg.

11/18 –14 57-71 #24 Oregon%
11/19 +53 102-49 Elon College%
11/22 –27 56-83 #5 NOTRE DAME, 6943^
11/24 +20 97-77 #12 OKLAHOMA, 6851^
11/29 +10 74-64 NEBRASKA, 5956
12/3 –24 66-90 #2 Tennessee
12/5/ –48 101-53 LOYOLA, 5741
12/14 +15 86-71 EVANSVILLE, 5819
12/28 –12 58-70 #8 PURDUE, 7205
12/31 – 8 68-76 IOWA, 94-91
1/4 +33 85-52 at Michigan
1/7 – 2 80-82[OT] UW-GREEN BAY, 7615
1/11 +16 72-56 Michigan State
1/14 –19 53-72 Iowa
1/16 + 1 60-59 UW-Milwaukee
1/18 +23 90-67 MINNESOTA, 6328
1/21 + 7 69-62 INDIANA, 9100
1/25 + 8 73-65 Illinois, 3852
1/28 – 5 70-75[OT] #6 Purdue
2/1 +35 70-35 NORTHWESTERN, 6397
2/4 +20 69-49 MICHIGAN STATE, 7897
2/8 – 4 79-83[OT] Indiana
2/11 +16 70-54 Northwestern
2/18 +11 86-75 PENN STATE, 8978
2/22 +43 86-43 Minnesota
2/25 +19 81-62 OHIO STATE, 8377
3/2 –12 68-80 Illinois @
3/16 – 3 68-71 Missouri #

%NC State Tounament
^Coaches v.s Cancer Tournament
@Big Ten Tournament
#NCAA Tournament

UW's Kohl Center

The Kohl Center replaced the UW Field House (1929) as the venue for UW basketball in January of 1998. A replica of the crest on the Field House was installed on the front fascia of the Kohl Center. The 10,000-pound crest welcomes fans to the 17,142-seat facility that also serves the university and the community for special events. The Kohl Center conveniently houses all aspects of BadgerBall including coaches' offices, lockerrooms, study and training areas, practice and competitive facilities.

Situated conveniently in the center of the UW-campus, the Kohl Center sits across from the Southeast Dorms. Located at 601 West Dayton, it is easily accessible via Park Street and is near the intersection of East Washington Avenue and Regent Street.

"The Kohl Center provides a showcase of what we want to be. John Wooden said what took his program to the next level before he won all of his national championships was Pauley Pavilion. Very simply, it affected the recruiting. People wanted to come and play in that building. This is state of the art. It is one of the top places to play in the country."

Badger Coach Jane Albright

The Kohl Center



Wisconsin's new multi-purpose athletic center is state-of-the-art with a capacity of up to 17,142 seats. BadgerBall's tipoff was Jan. 20, 1998, with Wisconsin averaging 13,260 in seven home games that first year. The facility provides the opportunity to host stage shows, concerts and athletic events such as the 1998 Division I NCAA Women's Volleyball Championship and NCAA Men's Regional Basketball event in 2002.

The Kohl Center is the happy home for the UW Women's Basketball team having had its inaugural opening Jan. 20, 1998 with a declared sell-out vs. the University of Iowa. At the current pace of success established by the women hoopsters, the Kohl Center could very well become the home of the first Wisconsin women's basketball Big Ten championship team.

Since opening, the building has met with much success. Areas specific to the UW women's program were designed by the Wisconsin coaches with the women's program in mind. From computers to lounge areas to audio/video systems, the Kohl Center provides a competitive floor, practice and study areas all in one place. The coaching offices are also located at the Kohl Center.

Major Benefactors

The building is named for U.S. Sen. Herb Kohl (D-Wisconsin), a 1956 graduate of the UW-Madison, who donated $25 million to the project. Kohl's gift is the single largest private donation in University history. Kohl earned his Bachelor of Science degree in American Institutions from Wisconsin-Madison.

Former all-Big Ten basketball player Albert "Ab" Nicholas and his wife, Nancy Johnson Nicholas, pledged $10 million toward the project. The facility's practice gymnasium is named the Nicholas-Johnson Pavilion and Plaza. Nicholas received his B.S. and M.B.A. degrees from the UW-Madison.

The Kellner family–Jack F. and his sons, Ted and Jack W. of Milwaukee gave $2.5 million. All three Kellners received degrees from the University of Wisconsin-Madison.

The Kohl Concourse is the main entry to the lower seating bowl and the suites. 'The Mendota Wall', a glass sculpture valued at over $1 million and created by world renowned artist and former UW graduate, Dale Chihuly, is shown above the crowd at gate A of the Kohl Center.

Capacity

The Kohl Center seats 17,142 for basketball. That figure includes 7,500 seats in the lower seating bowl and 4,500 in each of the two balconies. The unique design of the Kohl Center (with two overhanging balconies) guarantees that all fans will be close to the playing floor with excellent site lines. The facility seats approximately 14,000 for hockey, and between 15,000 and 17,000 for concerts.

Spacious Locker Rooms

The Kohl Center includes lockers for UW men's and women's basketball and hockey. Four other locker rooms (for visitors or multiple teams during WIAA tournaments) also are in the arena.

The 2,200 square-foot, state-of-the-art locker areas have been designed with the needs of student-athletes in mind including team organizational meetings, an athletes' social area, and study and compueter carrels. The athletes have a lounge area with sound system, video room, computers available in the study room, and, of course, a spacious dressing and shower area complete with multiple outlets and lighted mirrors.

The $76 million Kohl Center opened in January of 1998. The arena is located on campus and has become a major showcase for Madison's cultural and sporting events. Shown above is the women's locker room (right) and the auxiliary practice facility (above); on the top right is the team meeting area.

Practice Pavilion

The Nicholas-Johnson Pavilion houses three full-size basketball courts to be used for practice sessions when the Kohl Center is booked for other events. Pre-game booster club functions are also scheduled in the practice gym.

Check List of Team and Fan Amenities

- For the Athletes: Huge lockerrooms that include attached lounges, video/meeting rooms, and study areas with practice facility attached.
- For the Coaches: Spacious offices with westward views of the campus including the Field House and Camp Randall Stadium.
- For the Support Areas: Sports medicine, sports information, concessions/catering, and physical plant have ample and convenient work areas. The UW ticket office has totally relocated to new offices in the Kohl Center.
- For the Fans and Suites: A state-of-the-art sound system has been implemented in the Kohl Center and TV monitors (capable of showing replays) are wired to the suites and above concessions stands throughout the building.
- For the Fans: Extra-wide concourses (two), a number of food courts on both levels, numerous restrooms and merchandise outlets.
- Also For the Fans: The cantilever design replicates the overhang effect of the former Field House (1929) without the obstructions. Sightlines are tremendous from every seat. At center court, you can look up at three ascending, cheering spectator areas–an awesome and intimidating sight for our opponents.

"The Kohl Center represents a tremendous advantage for University of Wisconsin basketball. It provides us with a state-of-the art facility right on campus and convenient for our student-athletes and fans. The interior structure and proximity of the crowd to the court are particularly pleasing in duplicating the exciting atmosphere we had at the UW Field House. This building has helped ensure our basketball program will take its place among the nation's elite."

Badger Coach Jane Albright

Badgers Make Their World Mark

Members of the BadgerBall family have made their mark on the world of basketball. In 1996, Jane Albright returned victorious from Taiwan where she was the gold medal-winning head coach for the USA Jones Cup team. Other members of the UW team have taken world tours as Big Ten all-Stars visiting such countries as Austria, Belgium, Denmark, England, France, Germany, Japan, Hungary, Australia, Slovakia, Sweden, Switzerland, and the Czech Republic. Team travels have included the Northern Lights Invitational in Anchorage, Alaska in 1997, and the Virgin Islands in 2001. Wisconsin took its second foreign tour in May of 1999 to Australia visiting Sydney, touring the 2000 Olympic venue, diving at the Great Barrier Reef, and competing in four games in a 14-day tour. The team toured New York City in 1999, and will be at Arizona in 2001.

BadgerBall has provided many student-athletes access to world-wide travel. Players have participated in the Big Ten All-Star tours since 1992, and the Wisconsin team has the opportunity to take a foreign tour every four years. The foreign-touring Big Ten all-Star teams have traveled extensively to most of the European countries, and have even ventured to Australia and Japan.

Athletes also may be invited to participate in USA basketball tours abroad. Head Coach Jane Albright returned from Taiwan in 1996, where her Jones Cup team brought home the gold medal. Former Badger Barb Franke also competed in Taiwan and Canada as a member of two different USA teams.

Wisconsin's foreign tours have included what most of the athletes described as the trip of a lifetime in 1999, spending 14 days seeing the sights of Australia while playing four games. Many of the sites viewed during the 27th Olympiad held in September of 2000 in Sydney were visited by the Badgers.

BadgerBall had its first foreign tour in 1995 playing a four-game schedule while traveling to Paris, France, Antwerp, Belgium and London, England.

Plans are currently being made for the next foreign tour in 2003.

Several Badgers enjoy diving and snorkeling at the Great Barrier Reef during the team's 1999 tour of Australia.



Coach Jane Albright served as the head coach of the 1996 USA R. William Jones Cup team which competed over an 11-day period in Taiwan bringing home the gold medal with a perfect 9-0 record.

BadgerBall's Latest Team Tour—AUSTRALIA '99

Badgers Abroad

***ABOVE:** UW'S Keisha Anderson, currently with the WNBA's Washington Mystics, was part of the Big Ten all-Star team that toured Japan in 1995.*

***TOP RIGHT:** Kelley Paulus and Dee Dee Pate joined the Big Ten all-Star tour in 1998 visiting Denmark and Sweden.*

***RIGHT:** Amy Wiersma (at bottom right of pyramid) was the leading rebounder of the Big Ten all-Star team that toured Austria, Slovakia, and Czechoslovakia during the summer of 1997.*

***BOTTOM LEFT:** Jane Albright (second from left) poses with the Jones Cup USA Basketball team that won the gold medal in Taiwan in 1996.*

***BOTTOM RIGHT:** Coach A enjoyed her second Big Ten all-Star tour of Europe finishing with a 5-0 record.*

See the USA with Coach 'A'

The Badgers have traveled coast-to-coast and to Alaska and Hawaii in search of the best competition and adventure. The juniors choose the tournament location for their senior season. The Badgers have ventured to big cities like New York, and scenic locales like Alaska or the Virgin Islands for tournaments.

Cities and States Where BadgerBall has Played (since 1994)

Alaska
Anchorage

Arizona
Tucson

Arkansas
Fayetteville

California
Palo Alto
San Francisco
Santa Barbara

Florida
Gainesville

Georgia
Athens

Illinois
Bloomington
Champaign*
Chicago
Evanston*
Macomb

Iowa
Cedar Falls
Des Moines
Iowa City*

Indiana
Bloomington*
Indianapolis
Notre Dame
W. Lafayette*

Maine
Orono

Michigan
Ann Arbor*
East Lansing*
Grand Rapids
Kalamazoo

Minnesota
Minneapolis*

Nebraska
Lincoln

New Jersey
Piscataway

North Carolina
Raleigh

Ohio
Columbus*
Toledo

Pennsylvania
State College*

Tennessee
Knoxville
Nashville

Texas
Houston
Lubbock

Wisconsin
Green Bay
Madison*
Milwaukee

Virgin Islands
St. Thomas

*Big Ten City

"Travel and the opportunity to be together in discovery situations is an important survival test. Players learn from each other and the coaches learn about the players. It's a win-win opportunity, and a lot of fun besides."

Jane Albright

Badger Post Cards



Badger travels have taken the team from coast-to-coast, to Alaska and the Virgin Islands, and from Europe to Australia. Pictured on this page are memories from Alaska (UL), New York (UR), Santa Barbara (CL), Paris (CR), dog sledding in Alaska (LL) and Coach A meets women's basketball fan, Stephen King at the Maine tournament (LR).



Promoting the Badgers

The popularity of BadgerBall is in part due to the efforts of Jane Albright, the players the marketing staff, and the great ideas the team and staff generate for posters.

Having fun is a part of Badger Women's Basketball, and sharing that fun with their fans is a high priority.

The players and coaches are available for autograph sessions after most games, and their posters and trading cards have become collectors' items through the years.



2000–01
"A BadgerBall Odyssey"

BadgerBall Trading Cards
UW has produced collectible trading cards for women's basketball since the 1993–94 season.



1997–98
"Fine Art of Winning"

1995–96
"Encore!"



1998–99
"Wright Team, Wright Time"

1996–97
"Blueprint for Success"



1994–95
"The Dawn of a New Era"



1999–00
"BadgerBall Express
We Stop for No One!"



Welcome to the University of Wisconsin

The Wisconsin Experience

A World Class University 126
UW–Madison's Colleges 126
A Scenic Campus 127
The Student Body 127
Where Wisconsin Ranks 128
Funding & Support 128
Prominent Alumni 129
City of Madison 129
Administration 130
Wisconsin's Athletics 132
Final Sears Director's Cup Rankings 132
Big Ten All-Sports Standings 133
Academic & Student Services 134
Fetzer Academic Center 134
Endowed Scholarships 135
Sports Medicine 136
Strength & Conditioning 137
Wisconsin Sports Facilities 138
Wisconsin Traditions 140

A World Class University

The University of Wisconsin–Madison, one of the nation's largest and most productive institutions of higher education, is dedicated to the support of academic freedom.

Founded in 1848, the first class of 17 students enrolled February 5, 1849. Today, UW–Madison ranks as the nation's ninth largest university with 41,219 students. The student body is one of the most diverse in the country with students coming from every state in the nation.

As one of the nation's first land-grant universities, UW-Madison maintains a strong research emphasis in agricultural and life sciences. Award-winning research spanning the academic disciplines, however, has earned UW-Madison a place among the world's elite institutions of higher education.

12 Schools & Colleges

More than 4,500 courses and 13,000 sections are offered in UW–Madison's 12 schools and colleges. Majors are available in 137 undergraduate, 157 master's, and 113 doctoral degree programs.

Wisconsin consistently ranks among the top 10 public universities in the United States. The quality of its undergraduate, graduate and research programs is recognized around the world.

UW-Madison tied for eighth best national public university in 2001 according to *U.S. News & World Report*. Twenty-two Wisconsin programs ranked among the top-20 universities.

"A visit to the University of Wisconsin campus might be enough to convince you to attend this institution of higher learning. The campus, filled with lakes, trees, and a rich mixture of architectural design, is spectacular.

"Another reason you'll be convinced to attend UW is its academics. The university offers some of the best programs in the country, from business to journalism to the sciences and foreign languages."

A Young Woman's Guide to the Top Colleges, 2000

Schools & Colleges

College of Agricultural and Life Sciences
School of Business
School of Education
College of Engineering
School of Human Ecology
College of Letters and Science
School of Nursing
School of Pharmacy
Graduate School
School of Veterinary Medicine
Law School
Medical School

The flagship school of the state UW system, UW-Madison has always sought to return the fruits of teaching and research to Wisconsin residents. The institution offers the only public schools of law, medicine and veterinary medicine in the state and is one of only two state-supported schools to offer doctoral degrees.

The UW's commitment to public service was first voiced by Charles Van

Hise, UW president from 1903–1918. The "Wisconsin Idea" ensures that "the beneficent influence of the university (be) available to every home in the state."

A Scenic Campus

One of the most picturesque college campuses in the country, UW–Madison covers 933 acres along the beautiful shores of Lake Mendota.

One mile from the Capitol, traveling down historic State Street, Bascom Hall serves as a centerpiece to campus. It sits atop the beautiful tree-lined Bascom Hill, which offers a magnificent view of downtown Madison. The city was designed so the University and state would be linked, signifying the interrelated nature of the academic and political life of Wisconsin.

Madison's lakes, rolling hills, architecture, parks and arboretum enhance UW–Madison's reputation for scenic beauty.

Points of interest on campus include a bronze statue of Abraham Lincoln on Bascom Hill; North Hall, the first building on campus; the Carillon Tower in front of the Social Science building; Library Mall, with its clock tower and fountain; Picnic Point, a 129-acre peninsula of woods, trails and beaches that juts out into Lake Mendota; and Science Hall and the Armory-Gymnasium, both of which are National Historic Landmarks.

A favorite area for UW students to gather is the Memorial Union and its lakeside terrace. Here students can study or socialize against a backdrop of sailboats, canoes, sailboards, kayaks and swimmers, while enjoying the sunshine and breezes from Madison's largest lake, Mendota.

Camp Randall Stadium is the place to be on a Saturday afternoon, especially during the infamous Fifth Quarter after a football game when the band entertains. The newly opened Kohl Center is home to the UW men's and women's basketball and men's ice hockey teams as well as a regular concert stop.

The Student Body

More than 41,000 students populate the UW campus, including more than 10,900 graduate and professional students in numerous fields.

Although a UW Board of Regents policy limits undergraduate enrollment from outside the state to 25 percent, the University still maintains one of the nation's most diverse student bodies.

Students hail from every county in the state and every state in the nation, as well as from 102 foreign countries. UW–Madison ranks ninth in the nation for total international student enrollment.

In the fall of 2000, African Americans, Hispanics, Native Americans and other minority groups accounted for more than nine percent of the student body.

Faculty & Alumni Awards and Memberships

17	Nobel Prizes
23	Pulitzer Prizes
10	National Medal of Science
7	Fulbright Scholars
4	Wolf Foundation Prize in Agriculture
53	American Physical Society Fellows
5	National Academy of Education
17	National Academy of Engineering
2	National Academy of Public Administration
53	National Academy of Sciences
4	National Academy of Sciences Institute of Medicine
19	National Science Foundation Presidential Early Career Award
2	Royal Society of London
42	Alexander von Humboldt Foundation
5	Searles Scholars

Student Awards

43	Fulbright Scholars
19	Goldwater Scholarships
11	Truman Scholarships
6	Rhodes Scholars
4	Marshall Scholarships



Where Wisconsin Ranks

The University of Wisconsin consistently ranks among the top 10 public institutions in the United States. The quality of Wisconsin's undergraduate, graduate and research programs is recognized worldwide.

▶ **U.S. News & World Report, 2001**—Tied for eighth among public universities and tied for 35th among all universities. The UW also rated in the top five for academic reputation among public universities.

▶ **Kiplinger's Personal Finance Magazine, 2001**—Ranked sixth for Best Values in Public Colleges values in 2001

▶ **Fiske Guide to Colleges, 2002**—Gives the UW–Madison its highest academic ranking. In fact, UW–Madison is one of only eight public institutions in the country to receive the five-star rating. It is also one of 43 schools selected as "Best Buys".

▶ **Princeton Review, 2001**—Lists Madison as 17th among great college towns.



Rankings

▶ **U.S. News & World Report, 2002 Graduate Programs**

Business	T35th
Education	9th
Curriculum/Instruction	1st
Administration/Supervision	1st
Elementary Education	2nd
Educational Psychology	2nd
Educational Policy	3rd
Secondary Teacher Education	3rd
Engineering	T14th
Chemical Engineering	7th
Industrial Engineering	10th
Law School	T36th
Medical School	
Primary Care	T14th
Veterinary School	7th
Health Care	
Clinical Psychology	T2nd
Speech/Language Pathology	T2nd
Audiology	5th
Public Affairs	11th
Biological Sciences	T12th
Biochemistry	T10th
Microbiology	3rd
Genetics	10th
Chemistry	10th
Computer Sciences	T9th
Geology	17th
Mathematics	T14th
Physics	T18th
Economics	10th
English	17th
History	T10th
Political Science	T11th
Psychology	T9th
Sociology	T1st

▶ **The Gourman Report Undergraduate Programs**

Engineering	
Agricultural Engineering	9th
Chemical Engineering	2nd
Engineering Mechanics	2nd
Nuclear Engineering	4th
Humanities	
Chinese	8th
German	2nd
Greek	8th
Hebrew	2nd
Italian	8th
Japanese	9th
Professional	
Accounting	10th
Business Administration	8th
Finance	8th
Journalism/Mass Comm.	7th
Marketing	10th
Nursing	10th
Physical Therapy	4th
Social Work/Social Welfare	8th
Sciences	
Applied Mathematics	5th
Astronomy	5th
Bacteriology	8th
Biochemistry	4th
Biology	5th
Botany	4th
Chemistry	10th
Computer Sciences	10th
Earth Sciences	3rd
Genetics	4th
Mathematics	9th
Statistics	4th
Zoology	1st
Social Science	
Economics	9th
Geography	2nd
History	10th
International Relations	8th
Political Science	8th
Sociology	1st

Funding & Support

▶ **Federal Grants:** In 2000, UW–Madison received more than $331 million in federal awards.

▶ **Research and Development Funds:** UW–Madison ranked fifth in the country for research and development expenditures in 2000, with $566 million, according to the National Science Foundation.

▶ **Tuition:** Over the last 10 years, tuition for undergraduates at the UW–Madison has been consistently lower than the average for Big Ten schools, ranking second-lowest for resident tuition and third-lowest nonresident tuition among the public institutions.

▶ **Private Support:** With private gifts totalling $270 million in 2000, Wisconsin ranks first among all public institutions and sixth among all institutions.

▶ **Alumni:** The Wisconsin Alumni Association has a network of chapters in more than 125 cities around the world helping to serve some 300,000 alumni. The chapters have raised more than $4 million in matching-fund scholarships.

▶ **Peace Corps Volunteers:** UW-Madison has produced the second-most number of volunteers since the program's founding.

▶ **Libraries:** The UW–Madison has the 14th-largest university library collection in the United States, with more than 5.8 million books in 45 libraries across campus.

Prominent Alumni

Stephen E. Ambrose ('57, PhD '63), author, biographer, historian

Kenneth Behring ('51), owner, Seattle Seahawks

Dick Cheney (x'68), vice president of the United States

Joan Cusack ('84), actress ("Working Girl", "Grosse Pointe Blank", "In & Out")

Ron Dayne (x'00), 1999 Heisman Trophy winner

Michael Feldman ('70), host of public radio show "Whad'Ya Know?"

Jeff Greenfield ('64), news analyst, CNN

Jane Kaczmarek ('79), actress ("Malcolm in the Middle")

Herb Kohl ('56), U.S. Senator, owner Milwaukee Bucks

Charles Lindbergh (x'24), aviator who completed the first solo trans-Atlantic flight

Jim Lovell ('50), astronaut, Apollo 13 mission

D. Wayne Lukas ('57, MS '60) thoroughbred horse trainer

Buddy Melges ('51), America's Cup skipper

Steve Miller (x'67), rock singer

John Muir. ('1863), naturalist, father of national park system

Gaylord Nelson (LLB '42), former U.S. Senator, founder of Earth Day

Arthur C. Nielsen Sr. ('18), founder of A.C. Nielsen Co. (TV ratings)

Joyce Carol Oates (MA '61), novelist

Tom Pyle (MBA '63), chairman and president, Pyle Group, former chairman and CEO, Rayovac Group

Lee R. Raymond ('60), chairman and CEO, Mobil Exxon

Allan "Bud" Selig ('56), commissioner, Major League Baseball

Ben Sidran ('67), jazz pianist

Boz Skaggs (William Royce, x'66), rock singer

Tommy Thompson ('63, JD '66), U.S. Secretary of Health and Human Services

Daniel J. Travanti ('63), Emmy Award-winning actor ("Hill Street Blues")

Butch Vig ('80), musician, Garbage

Tom Wopat (x74), TV actor (The Dukes of Hazzard)

Frank Lloyd Wright (x1890), architect

x indicates year person would have graduated had he or she not left the university



City of Madison

A progressive, cosmopolitan city of over 200,000, Madison is home to the world-class University of Wisconsin, the seat of state government, and an eclectic, electric atmosphere that energizes any visitor's stay.

Madison offers both small town charm and a range of cultural and recreational opportunities usually found in much larger cities. And, with four lakes and over 200 parks, it is one of the nation's most scenic cities. A host of picturesque communities, many retaining their strong ethnic heritage, surrounds the city.

"Mad City" offers the "big city" spheres of politics, arts and entertainment, as well as the attributes of a small town. It is a family and action-oriented community that promotes participation in government, education, the arts, sports and recreational activities.

Madison consistently ranks as a top community in which to live, work, play and raise a family. It was named the best place to live in America in 1996 by *Money* magazine. Again, in 1998 *Money* magazine rated Madison the best mid-sized city in the Midwest. The magazine also rated Madison as one of the top 15 "great sports towns" in the country. *A&E Network* cited it as one of the Top 10 Cities to Have It All.



John Wiley

John Wiley was named chancellor of Wisconsin in January 2001 becoming the university's 27th leader.

Prior to being named chancellor, Wiley served as the university's provost and vice chancellor for academic affairs. He was also the dean of the Graduate School and the university's senior research officer.

In his positions, Wiley has represented the institution for a variety of external constituencies. He has also been deeply involved in fundraising.
As provost, Wiley was chief operating officer and deputy chancellor working in the exercise of shared governance and the overall management of the institution.

Wiley received his bachelor's degree in physics from Indiana University in 1964. He attended graduate school at Wisconsin as a NSF fellow and received master's and doctoral degrees in physics in 1965 and 1968, respectively.

Wiley joined the Wisconsin faculty in the Department of Electrical and Computer Engineering in 1975. He was the co-founder of several highly successful research centers.



Pat Richter

Pat Richter, a former UW student-athlete, professional football player, and successful businessman, was the perfect choice to become Wisconsin's athletic director in December of 1989.

An all-America tight end for Wisconsin's 1963 Rose Bowl football team, Richter had a distinguished career with the National Football League's Washington Redskins from 1963–71. He was inducted into the National Football Foundation College Hall of Fame and the Rose Bowl Hall of Fame.

Richter earned his bachelor's degree in landscape architecture from the UW in 1964, earning Academic all-America honors in 1962 and was named Wisconsin's Big Ten Medal of Honor recipient in 1963. He received his law degree from the UW in 1971. In 1995, he was inducted into the GTE/CoSIDA Academic Hall of Fame, and was honored as an NCAA Silver Anniversary Award winner for post-college achievements.

After employment with a Madison law firm, he joined the Oscar Mayer Foods Corp., becoming vice president of personnel prior to moving to the athletic department.



David McDonald

David McDonald, the former chair of the UW Athletic Board, is in his first year as the Special Assistant to the Chancellor for Athletics.

McDonald, a professor in the History department, was a member of the board since 1994 and chaired the personnel committee for one year.

A UW professor since 1988, McDonald offers courses in the history of pre-revolutionary Russia, as well as modern Europe. His research and publications cover a variety of topics including: bureaucratic politics in the early twentieth century, nineteenth century Russian thought, and the social history of the eighteenth century nobility.

A native of Saskatchewan, Canada, McDonald earned his bachelor's and master's degrees at the University of Toronto. He received his Ph.D. from Columbia University.



Barry Alvarez
Associate Athletic Director
Football Operations



Al Fish
Associate Athletic Director
Capital Projects

Cheryl Marra
Associate Athletic Director
Sports Administration



Mike Moss
Associate Athletic Director
Student Services



Jamie Pollard
Associate Athletic Director
Chief Financial Officer



Vince Sweeney
Associate Athletic Director
External Relations



Tim Bald
Assistant Athletic Director
Compliance



Doug Beard
Assistant Athletic Director
Event Management



Terry Gawlik
Assistant Athletic Director
Sports Administration



Corbin Hunt
Assistant Athletic Director
Ticket Operations



John Jentz
Assistant Athletic Director
Sports Administration

Steve Malchow
Assistant Athletic Director
Communications

Linda Callow
Director of Business
Services

Barry Fox
Director of Facilities



Kip Marvin
Director of Personnel

Marija Neubauer
Executive Director
Badger Fund



Jim Roberts
Director of Technical
Services



Terry Schlatter
Athletic Equipment



Mike Unitan
Director of Marketing &
Promotions

Cindy Van Matre
Director of Licensing

Wisconsin Athletics—A Winning Program

The University of Wisconsin–Madison offers its student-athletes one of the premier intercollegiate athletic programs in the country.

As a member of the prestigious Big Ten Conference, Wisconsin offers its student-athletes the best in education, athletic opportunities, coaching and on-field competition at the NCAA Division I level.

Celebrating over 100 years of competition in some men's sports, Wisconsin's men's teams compete in basketball, cross country, football, golf, ice hockey, rowing, swimming and diving, soccer, tennis, track and field, and wrestling.

Established July 1, 1974, the 12-sport women's athletic program offers basketball, cross country, golf, ice hockey, lightweight rowing, openweight rowing, soccer, softball, swimming and diving, tennis, track and field, and volleyball.



The Wisconsin men's and women's cross country teams both won the Big Ten Conference Championship on their home course in 2000. The women won a record-tying sixth consecutive title while the men's team won its second consecutive championship.

One of the Nation's Best

In the last six years, Wisconsin has ranked among the top 35 NCAA Division I programs in the nation. In 2000–01, the UW ranked 19th in the Sears/National Association of Collegiate Directors of Athletics Directors Cup competition, which recognizes the best college sports programs in the country.

Seventeen of Wisconsin's 23 sports qualified as teams or individuals for their respective national championships in 2000–01. The volleyball team finished second at the NCAA Championship while the men's cross country team was fifth. The wrestling team finished 10th as Donny Pritzlaff won his second consecutive individual title at 165 pounds.

Qualifying for post-season competition as teams or individuals were men's and women's basketball, men's and women's cross country, football, women's golf, men's hockey, men's and women's rowing, women's soccer, softball, men's and women's swimming, men's and women's track and field, volleyball and wrestling.

The Wisconsin men's rowing team won the Ten Eyck Trophy, which signifies overall program excellence at the Intercollegiate Rowing Championship, for the second consecutive year.

2000-01 Sears Directors' Cup Rankings

1.	Stanford	1259.5
2.	UCLA	1138
3.	Michigan	864.5
4.	Arizona	863
5.	Ohio State	861
6.	Florida	847
7.	Georgia	830.5
8.	Arizona State	801
9.	Penn State	774.5
10.	Notre Dame	764.5
11.	California	760
12.	USC	756.5
13.	Washington	748
14.	North Carolina	728.5
15.	Duke	721
16.	Brigham Young	707
17.	Oklahoma	698.5
18.	Nebraska	693
19.	**Wisconsin**	**671.5**
20.	Texas	671

2000—01 Big Ten All-Sports Rankings

1.	**Wisconsin**	**7.50**
2.	Michigan	7.48
3.	Ohio State	7.40
4.	Minnesota	6.98
5.	Penn State	6.54
6.	Purdue	6.48
7.	Indiana	5.83
8.	Northwestern	5.76
9.	Illinois	5.74
10.	Iowa	5.21
11.	Michigan State	5.14

Note: The Big Ten All-Sports standings are not officially recognized by the conference office. Points are awarded for each school's finish in 13 women's and 12 men's championships. The first-place team receives 11 points while the 11th-place team receives one point. The total points are divided by the number of sports in which each school participates.

The Wisconsin volleyball team won the 2000 Big Ten Championship and finished second in the NCAA Tournament.

The Big Ten's Best

The University of Wisconsin regained its title as the No. 1 overall athletic program in the Big Ten Conference in 2000–01. The Badgers lead the league's all-sports standings last season after finishing third in 1999–2000. Wisconsin has finished first three times and second five times since 1990–91.

The Badgers crowned five Big Ten team champions in men's and women's cross country, men's indoor and outdoor track, and volleyball. The women harriers won a record-tying sixth consecutive title while the men's harriers won their second consecutive title. The Badger men's track and cross country teams won the Big Ten "Triple Crown", conference titles in all three running sports, for the second consecutive year and for the fifth time in the last seven years.

The Badger men's track and field team won its second consecutive Big Ten Triple Crown in 2000–01, sweeping the conference titles in cross country, indoor track and outdoor track. Wisconsin is shown celebrating its Big Ten Outdoor Track and Field title.

NCAA Championships

In the last eight years, the University of Wisconsin has hosted five NCAA Championships.

The Badgers have played host to the NCAA Men's Ice Hockey Championship in 1993 and 1997. The 1993 event sold out in three months, the fastest sell-out in NCAA hockey history.

Wisconsin played host to the NCAA Women's Volleyball Championship in 1993 and 1998. The Badgers shattered the attendance records for the championship match and two-day event both years.

The UW was also the site of the 1998 NCAA Division I Women's Golf Championship. The event was the first national championship held at University Ridge Golf Course and the first women's championship shown live on national television showcasing University Ridge.

The NCAA Men's Basketball Tournament will come to Wisconsin in 2002 when the Badgers play host to a regional in the Kohl Center.

Academic & Student Services

The mission of the Academic Affairs Office is to provide student-athletes with the maximum opportunity for academic and athletic excellence. University of Wisconsin athletes have a history of academic success and much of the credit for that impressive record is due to the advising system available to the student-athletes.

Director Alan Zussman supervises a staff of five advisors and three learning specialists which conduct the program offered to the nearly 750 student-athletes. The advising staff of Mary Weaver-Klees, Thomas Browne, Chris Butler, and Jerry Darda along with learning specialists Doug Tiedt, Mary Ellen Rock and Nancy Gatyas, have a comprehensive understanding of academics at Wisconsin, and a permanent line of communication with all university departments. The staff renders quality academic and personal support to student-athletes and assists coaches in providing the best possible collegiate experience.

For those student-athletes who request assistance, advising sessions are offered on a one-to-one basis at a time appropriate for the athlete. Wisconsin athletes are degree-oriented while allowing for the flexibility to explore different areas. The advising staff takes a personal approach to each athlete in determining his or her individual needs, personal or academic.

Student-athletes at Wisconsin receive recognition for outstanding academics in a number of ways. The Big Ten Conference honors scholar-athletes with Academic all–Big Ten honors while the UW Athletic Board recognizes Athletic Board Scholars for the highest grade point average in each sport. In addition, student-athletes may be nominated for Academic All-America honors through the sports information office.



Director of Academic and Student Services, Alan Zussman

The Fetzer Student Athlete Academic Services center, a state-of-the-art facility located in the lower level of the McClain Center, opened in 1997. The $2.1 million center is one of the best in the nation and includes 11 study rooms, a computer room, and a 55-seat auditorium.

Fetzer Student-Athlete Center

Opened in the spring of 1997, the Fetzer Student Athlete Academic Center is the newest aid to Wisconsin student-athletes in achieving their academic goals.

The 15,000 square-foot, state-of-the-art facility serves the needs of all men and women student-athletes. The Center features an open area with carrels that can accommodate up to 30 students. There are 11 study rooms of different shapes and sizes including a 55-seat auditorium. A computer room houses 40 PC's while the entire Center is wired with voice/data jacks and power ports.

Student-athletes can drop in before practice or between classes to study or meet with the advisors and grant-in-aid staff whose offices are also located in the center.

Endowed Athletic Scholarships

As more and more colleges and universities turn to innovative and effective ways of meeting the mounting financial challenges of supporting their intercollegiate athletic programs, it becomes increasingly evident that one of the most successful strategies is the establishment of endowed athletic scholarships.

At the University of Wisconsin-Madison, endowment funds to support athletic scholarships are normally created through gifts to the UW Foundation. A portion of the income from the endowed fund is used each year for scholarship support, and the remainder is reinvested in the principal.

The following endowed scholarships, named for the donor or for someone the donor wishes to honor, provide full or partial grants-in-aid to Badger student-athletes. Many thanks to our generous supporters!

For information about how to create a named scholarship in men's or women's athletics or how to contribute to an established endowment, please contact Wayne Hansen, Director of Development for Intercollegiate Athletics, UW Foundation, 1848 University Ave., Madison, WI 53705; Phone: (608) 265-2609; wayne.hansen@uwfoundation.wisc.edu

Michael & Edith Agazim Memorial Scholarships (football)
Theodore & Marcella Albrecht Scholarship
Barry & Cindy Alvarez Scholarship (football)
Alan Ameche Scholarship (football)
Anita J. Angus Scholarships
Badger Crosscourt Club Scholarship (men's tennis)
P. Goff Beach Memorial Scholarships
Art Brazy Scholarship (football)
Neal Brunner Athletic Scholarship
Dick & Marlene Cable Scholarship (men's basketball)
Rex Capwell Scholarship (men's basketball)
Charles H. Carpenter Scholarship (football)
Bob & Honner Cooper Scholarship (women's swimming)
Robert J. Curry Family Scholarship (football)
Oscar & Ellie Damman Memorial Scholarship
Raymond M. & Margaret F. Davis Scholarship (football)
Ron Dayne Scholarship (football)
Jim Demetral Scholarship (football)
Alfred & Bernice De Simone Scholarship (football)
Chuck & Jane Ellis Scholarship in honor of John L. Riley (hockey)
Mel Goldin Memorial Scholarship (men's track)
Sarah Gornick Memorial Scholarship (lightweighr rowing)
Alice Higgitt Helminiak Scholarship (women's tennis)
Elroy Hirsch Scholarship (football)
John Jardine Memorial Scholarships (football)
Warren R. Jollymore Memorial Scholarship
Jim Kalscheur/Ron Krantz Men's Athletics Scholarships
John M. Keil Family Scholarship
Jerry & Kelley Kilcoyne Scholarship (football)
Ken & Betty Kruska Scholarship (football)
Forrest & Mildred Kubly Scholarship (women's basketball)
Mildred K. & Kenneth J. Kuebler Scholarship
Lloyd Larson Scholarship (football)
Edessa K. Lines Women's Athletics Scholarship
Marnee Loeffler Memorial Scholarship (hockey)
Steve Lowe Memorial Scholarship (volleyball)
George A. Martin Memorial Scholarship (wrestling)
Henry McCormick Memorial Men's Athletics Scholarship
Richard W. & Ellen H. Meister Scholarship (men's basketball)
Gary Messner Scholarship (football)
Tim & Beth Mielcarek Scholarship (men's basketball)
Charlie Mohr Memorial Men's Athletics Scholarship
Frank Molinaro Memorial Scholarship (women's golf)
Robert Monteith Scholarships (football)
David R. & Anne G. Nerenz Scholarship (men's soccer)
Albert O. Nicholas Scholarship (men's basketball)
Frank & Esther Nickerson Scholarships (men's athletics)
Kit Saunders Nordeen Women's Athletics Scholarship
Harold Ofstie Memorial Scholarship
Francis A. Ogden & Mary Louise Monteith Scholarship (football)
Kathryn E. Parkinson Scholarship
Ralph E. Petersen Scholarship (men's swimming)
H.H. Petrie Memorial Scholarship (women's hockey)
James Plopper Scholarship
Purple Moon Foundation Scholarship (women's basketball)
Floyd W. & Ruth B. Radel Scholarships
Louis F. Reinke Scholarship
Frank J. Remington Fellowships
Pat Richter Scholarship (football)
Fred H. Ripley Scholarship (rowing)
Lowell R. Robbins Scholarship (football)
Carol Robinson Scholarship
Harlan B. Rogers Scholarship
Paul & Diane Root Scholarship (football)
Harold & Doreen Scales Scholarships
Ursula Schmitt Women's Athletics Scholarship
Armund J. "Pug" Schoen Scholarship (tennis)
Schreiner-Hoskins Scholarships (football)
Kenneth M. Schricker Memorial Scholarship (football)
Peter Daniel Seligman Scholarship (football)
Allen J. Shafer Scholarships (men's athletics)
George Shinners Family Athletics Scholarship
Marv & Judy Siegert Athletic Scholarship
John Simcic Educational Scholarship Fund (football)
C. Harvey Sorum Memorial Scholarship (tennis)
William & Eva Mae Stolte Memorial Scholarship
Guy Sundt Scholarship (track or cross country)
Peter Tegen Scholarship (women's track or cross country)
Verick/Gasparado Family Scholarship (men's basketball)
Charles H. Vogts Scholarships (men's basketball)
William E. Walker Scholarships
Gerald A. & Lucy Welch Football Scholarship
Francis A. & Elizabeth N. Wiesner Scholarship
Tom Wiesner Scholarship (football)
John McMynn Williams Scholarship (men's basketball)
Wisconsin Eastern Alumni Scholarship
Wisconsin Men's Hockey Scholarship
Wisconsin Wrestling Scholarship
John E. & Glenn M. Wise Scholarship (men's basketball)
Women's Intercollegiate Sports Club Scholarship
George L. Wright Track/Cross Country Scholarships

Scholarships are for any sport unless specified.

Sports Medicine

The goal of the sports medicine staff is to provide all University of Wisconsin student-athletes with high quality health care. Wisconsin's Sports Medicine program features state-of-the-art facilities and the services of leading sports medicine and health care professionals.

The sports medicine staff consists of team physicians, dentists, athletic trainers, and other medical and allied health professionals. The day-to-day care, prevention, and treatment of injuries to Wisconsin athletes is supervised by a staff of 11 full-time and two graduate assistant N.A.T.A.-certified and State of Wisconsin licensed athletic trainers.

Under the direction of head athletic trainer Dennis Helwig, the Sports Medicine program focuses on injury prevention. Staff members Beth Cranley, Chuck Hart, Andy Hrodey, Jan Helwig, Mike Moll, Henry Perez-Guerra, Heidi Stettler, Laura Walluk, and Ian Woods utilize functional measures, measure physiological capacity and outline programs to improve flexibility. Full-time nutritionist Jeremy Isensee provides dietary analysis and supervises training table meals to enhance the performance of the student-athletes.

The Sports Medicine facility in the McClain Center features an extensive collection of therapeutic and rehabilitation equipment including a 50-foot, two-lane-rehabilitation pool, and an on-site x-ray facility. Considered one of the nations finest, the McClain Sports Medicine Center offers an environment conducive to expedient care, and a healthy return to competition.

Should an injury occur, athletes are seen immediately by team physicians affiliated with the world-renowned UW Hospitals and Clinics. Medical director Dr. Ben Graf is responsible for all services provided to our student-athletes. Orthopedic care is directed by team physician Dr. John Orwin while general medical care is directed by the head of primary care, Dr. Greg Landry.

In addition to the headquarters in the McClain Athletic Facility, auxiliary athletic training rooms are located in the Stadium, Natatorium, UW Field House, and the Kohl Center. All training areas are equipped with the finest therapeutic modalities and rehabilitative apparatus.

The McClain Sports Medicine facility is considered one of the nation's finest and features an extensive collection of therapeutic and rehabilitation equipment including a 50-foot, two-lane-rehabilitation pool (lower right), and an on-site x-ray facility.

"The University of Wisconsin Sports Medicine Program is designed to provide the students athletes of UW access to high-quality sports medicine care, and through personal interaction, enhance the academic and athletic experiences of each individual."

UW Sports Medicine
Mission Statement



Head Athletic Trainer Denny Helwig

Strength & Conditioning

The Wisconsin strength and conditioning program is a key component of all of the Badger teams' success on the playing field. The program's goal is to increase the overall performance of each student-athlete, prevent injuries and help athletes reach their potential.

Head strength and conditioning coach John Dettman along with assistant coaches Brian Bott, Ryan Feek, Paul Goodman, Scott Hettenbach and Andrea Tyndall work with the UW coaches to develop training programs to enhance each athletes' performance.

Badger athletes work on their strength programs in weight room located in the McClain Center, Camp Randall Stadium and Kohl Center.

The McClain Center weight room is the largest of the facilities and features over 45,000 pounds of free weights and over 50 weight machines. The room has seven squat racks, eight bench press stations, eight flat-to-incline benches, six Olympic lift platforms and numerous other free weight stations.

The Badger Den is comprised of purely free weight equipment. There are five power stations with each station consisting of a platform for Olympic style lifting as well a squat rack, bench press, incline bench press, pull up station and a station to do dips. There is also three lat pull machines as well as seated row machines. The Stadium weight room also has a complete set of dumbbells from five pounds up to 85 pounds. There is also a set of plyometric boxes for plyometrics as well as for alternative leg exercises.

The weight room in the McClain Center features over 45,000 pounds of free weights and over 50 weight machines.

"The goal of the Wisconsin strength and conditioning program is to train for total athletic excellence. We profile each student-athlete upon arrival and set up specific training regimens to help athletes reach their individual potential. The plan is to build overall strength, speed, agility and stamina. Our program is comprehensive and the end result is that we are as productive on the athletic field as possible."

John Dettman
Strength & Conditioning
Coordinator



The Badger Den, located in Camp Randall Stadium, is comprised entirely of free weight equipment. The room has five power stations for Olympic lifts as well as a squat rack, bench press, and incline bench press.



Head Strength & Conditioning Coach John Dettman

Facilities

The McClain Athletic Facility features a 90-yard indoor practice field with newly resurfaced artificial turf. The lower level houses the Fetzer Student Academic Center, the headquarters of the Badgers' Sports Medicine staff, a fully-equipped weight room and locker rooms for football, track, softball, and soccer.



Camp Randall Stadium is the home of the football Badgers and has a seating capacity of 76,634. The stadium will be renovated beginning in 2001, increasing seating and adding an athletic department office building.

The Camp Randall Memorial Sports Center or Shell, which seats 2,500 fans, features a 200-meter Martin rubber track with throwing and jumping areas in the infield.

The Goodman Brothers Softball Complex has an NCAA-regulation, natural grass field with a centerfield distance of 220 feet, and left and right field foul line distances of 200 feet. The facility includes dugouts, locker areas, players' lounge, grandstand seating for 1,600 and media facilities.

The Kohl Center is the home of the Badger basketball and hockey teams. One of the finest on-campus athletic facilities in the nation, the $76 million facility includes a separate practice gym, locker rooms and lounge areas, and coaches' offices.



The Wisconsin Field House, which seats 10,600, is the practice and competitive facility for the Badger volleyball team as well as the competitive facility for the wrestling squad.

Nielsen Tennis Stadium is the year-round home of the Badger tennis teams. The stadium features 18 tennis courts (12 indoor and six outdoor), five squash courts, one squash doubles court, and seats 1,500 spectators.

The swimming and diving teams have two pools for practice and competition—the Natatorium and Southeast Recreational Facility. The "Nat" contains an eight-lane, 25-yard pool equipped with an automatic Colorado Timing System and digital readout score board. The 50' x 40' diving well is fitted with three one-meter and two three-meter Dura (Maxi) Flex boards. The SERF (pictured above) features an indoor long course pool with movable bulkheads that more than double the program's training space.

University Ridge, one of the finest golf courses in the Midwest, features a par-72, 18-hole course, 15,000-square foot practice green and a 5,000-square foot chipping green.



Above: Wisconsin's rowing programs look forward to a renovated boat house in 2002.

Left: The outdoor track and soccer complex, which is fully lighted, features a 400-meter Martin rubber surface with throwing and jumping areas in the infield. The soccer field is Olympic size and has natural grass.

Badger Nickname

The sports program's nickname "Badgers," was borrowed from the state of Wisconsin. The territory was dubbed the "Badger State," not because of animals in the region, but rather by an association with lead miners in the 1820's. Prospectors came to the state looking for minerals. Without shelter in the winter, the miners had to "live like Badgers" in tunnels burrowed into hillsides.

Bucky Badger

Although badgers in various forms had been the University of Wisconsin mascot for decades, the version that is currently known as Bucky, sporting a cardinal and white sweater, was first drawn in 1940 by professional illustrator Art Evans.

The original live badger mascot was too vicious to control. On more than one occasion, the badger escaped handlers before a sideline hero recaptured the animal. It was decided in the interest of fan and player safety that Wisconsin's mascot would be retired to the Madison zoo.

In 1949, a student in the university's art department, Connie Conrad, was commissioned to mold a paper-mache badger head. Gymnast and cheerleader, Bill Sagal of Plymouth, Wis., was directed by homecoming chair Bill Sachse, to wear the outfit at the homecoming game. A pep rally was held to determine the mascot's name. The rally committee opted for its own name: Buckingham U. Badger. The name is said by some to have originated in a line from the school song, "On, Wisconsin" that exhorts the UW gridiron heroes to "buck right through that line."

Bucky Badger and the spirit squad entertain fans at many UW home events.

Bud Song

An integral part of any Wisconsin band performance is the playing of the Bud song. The tune is a spinoff of the song "You've said it all," a jingle with words and music originally written by Steve Karen for Budweiser beer commercials. Copyrighted by Sandlee Publishing Corporation in 1970, the song has become legendary at the University because of its polka-like rhythm. Band director Michael Leckrone said the song's popularity got started at a 1975 hockey game. "The crowd wanted to hear a polka," he said. "I didn't have any polkas. Just by accident, we had this beer commercial in the tunes we play. I told the band if we substituted the word 'Wisconsin' for 'Budweiser' it would work."

Leckrone said the song became a football tradition after a 1978 come-from-behind victory over Oregon. "Wisconsin was behind by three touchdowns, and the crowd was really dead. I played the song to get everyone pepped up. About 20 seconds after that, Wisconsin scored a touchdown. I played it again, and Wisconsin scored another touchdown. From then on, the band could never play enough 'Bud.'"

Fifth Quarter

The Wisconsin band has become nationally famous for its post-game celebration called the Fifth Quarter. Win or lose, fans sing, dance and cheer the band as they play traditional favorites like "On, Wisconsin" and the Bud song. Originally, the post-game concert was designed to give fans something to listen to on their way out of the stadium, but it developed into a post-game party as the band built in audience participation.

Mission Statement

The Division of Intercollegiate Athletics at the University of Wisconsin-Madison dedicates itself to the mission of providing athletic opportunities to a wide range of students and an environment in which all student-athletes can achieve their academic and competitive goals. The Division strives to provide equitable opportunities for all student-athletes and staff, regardless of gender or ethnic background. To honor its academic mission and that of the university, the Division supports the educational aspirations, academic progress and general welfare of the student-athlete. In competition, the Division fosters principles of sportsmanship, respect and fair play. In all of its activities, the Division insists on integrity, ethical conduct and accountability.

On Wisconsin

The tune was composed in 1909 by William Purdy of Chicago, with the words written by UW alumnus Carl Beck, who rewrote them in 1951. The song was an instant hit at the Wisconsin campus and soon spread throughout the world, being very popular with military bands. Some 2,500 schools and colleges have adopted the music and changed the words to suit their needs.

Varsity

The traditional arm waving that comes at the end of the song "Varsity" was the 1934 brainchild of then-UW band leader Ray Dvorak. He had originally gotten the idea from University of Pennsylvania students who waved their caps after a losing game. Dvorak later instructed UW students to wave as a salute to UW President Glenn Frank.

"Var-sity! Var-sity! U-rah-rah! Wisconsin!
Praise to thee we sing
Praise to thee our alma mater
U-rah-rah, Wisconsin!"

- **April 2001**
  #5 Best Cities for Women
  Ladies Home Journal magazine
- **March 2001**
  #6 Best City for Families
  Child magazine
- **September 2000**
  One of the nation's Best Small Cities for Families
  FamilyFun magazine
- **September 2000**
  #5 Fittest City in America
  Shape magazine
- **Summer 1999**
  #2 of 25 Great Towns for Raising an Outdoor Family
  Outdoor Explorer magazine
- **September 1999**
  One of the Top 10 Cities to Have It All, *A & E Network*
- **September/October 1999**
  Best City For Quality of Life
  Business Development Outlook magazine
- **August 1999**
  #2 America's Most Kid-Friendly Cities, *Zero Population Growth*
- **August 1999**
  #10 University for Women Athletes, *Sports Illustrated for Women* magazine
- **July 1998 & July 1996**
  #1 Best Places to Live in America
  Money magazine
- **March 1998**
  #1 America's Most-Wired Cities
  International Demographics
- **August 1997 & October 1995**
  #4 Best Bicycling Cities
  Bicycling magazine
- **June 24, 1997**
  10 Most Livable Places in America
  The Advocate
- **June 1997**
  #9 America's Best Places to Live and Work, *Employment Review*
- **May 1997**
  #5 America's 10 Most Enlightened Towns, *Utne Reader*
- **January 1997**
  #1 Healthiest City for Women
  American Health magazine

2001-2002
Women's Basketball Schedule

NOVEMBER

SUNDAY	4	WISCONSIN AAU SELECT (Exh.)	3 PM
TUESDAY	6	ATHLETES IN ACTION (Exh. at Fieldhouse)	7 PM
SUNDAY	18	WASHINGTON	4 PM
Sat.-Sun.	24-25	at Virgin Islands Paradise Jam Tournament (Wisconsin vs. Texas 11:30 am & Florida vs. USC 2 pm) Consolation 4:30 pm & Championship 7 pm	
TUESDAY	27	CLEVELAND STATE	7 PM
Fri.-Sun.	30-Dec.2	at Arizona Tournament (Friday: Wisconsin vs. Pittsburgh 7 pm & Arizona vs. Holy Cross 9 pm) (Sunday: Consolation at 2 pm & Championship at 4 pm)	

DECEMBER

Wednesday	5	at Marquette	6 pm
SATURDAY	8	NORTH CAROLINA STATE	Noon
TUESDAY	11	UW-MILWAUKEE (WPT/TVW)	7 PM
THURSDAY	13	DRAKE (WPT)	7 PM
FRIDAY	28	PURDUE (Fox Sports Chicago)	7 PM
Sunday	30	at Iowa (Fox Sports Chicago)	Noon

JANUARY

THURSDAY	3	INDIANA (WPT/TVW)	7 PM
SUNDAY	6	MICHIGAN (WPT)	1:30 PM
Thursday	10	at Michigan State	6 pm
Sunday	13	at Northwestern	2 pm
THURSDAY	17	ILLINOIS (FOX/WPT)	7 PM
SUNDAY	20	MINNESOTA (Fox Sports North)	1:30 PM
Thursday	24	at Indiana	6 pm
Sunday	27	at Penn State	1 pm
WEDNESDAY	30	MICHIGAN STATE (WPT/TVW)	7 PM

FEBRUARY

Sunday	3	at Purdue	1 pm
THURSDAY	7	IOWA (WPT)	7 PM
THURSDAY	14	NORTHWESTERN	7 PM
Sunday	17	at Texas Tech (ESPN 2)	1 pm
Thursday	21	at Minnesota (Fox Sports North)	7 pm
Sunday	24	at Ohio State	1 pm

MARCH

Thurs.-Mon.	F28-M4	at Big Ten Tournament, Indianapolis, IN
Fri.-Mon.	15-18	NCAA Tournament (1st and 2nd rounds)
Sat. & Mon.	23 & 25	NCAA Regionals
Fri. & Sun.	29 & 31	NCAA Final Four, San Antonio, TX

(All times Central)

Game times are subject to change.

All home games, indicated in CAPITAL LETTERS, are played at the Kohl Center except 11/6

UW TICKET OFFICE: 608/262-1440 or 1-800-GO-BADGERS

WISCONSIN ON-LINE: UWBADGERS.COM

UWBADGERS.COM
The Official Website of University of Wisconsin Athletics

BADGERBALL
WISCONSIN WOMEN'S BASKETBALL