



LIBRARIES

UNIVERSITY OF WISCONSIN-MADISON

University of Wisconsin football 2005. 2005

Madison, Wisconsin: UW Sports Information Office, 2005

<https://digital.library.wisc.edu/1711.dl/V4U5WL5WV7QWS8U>


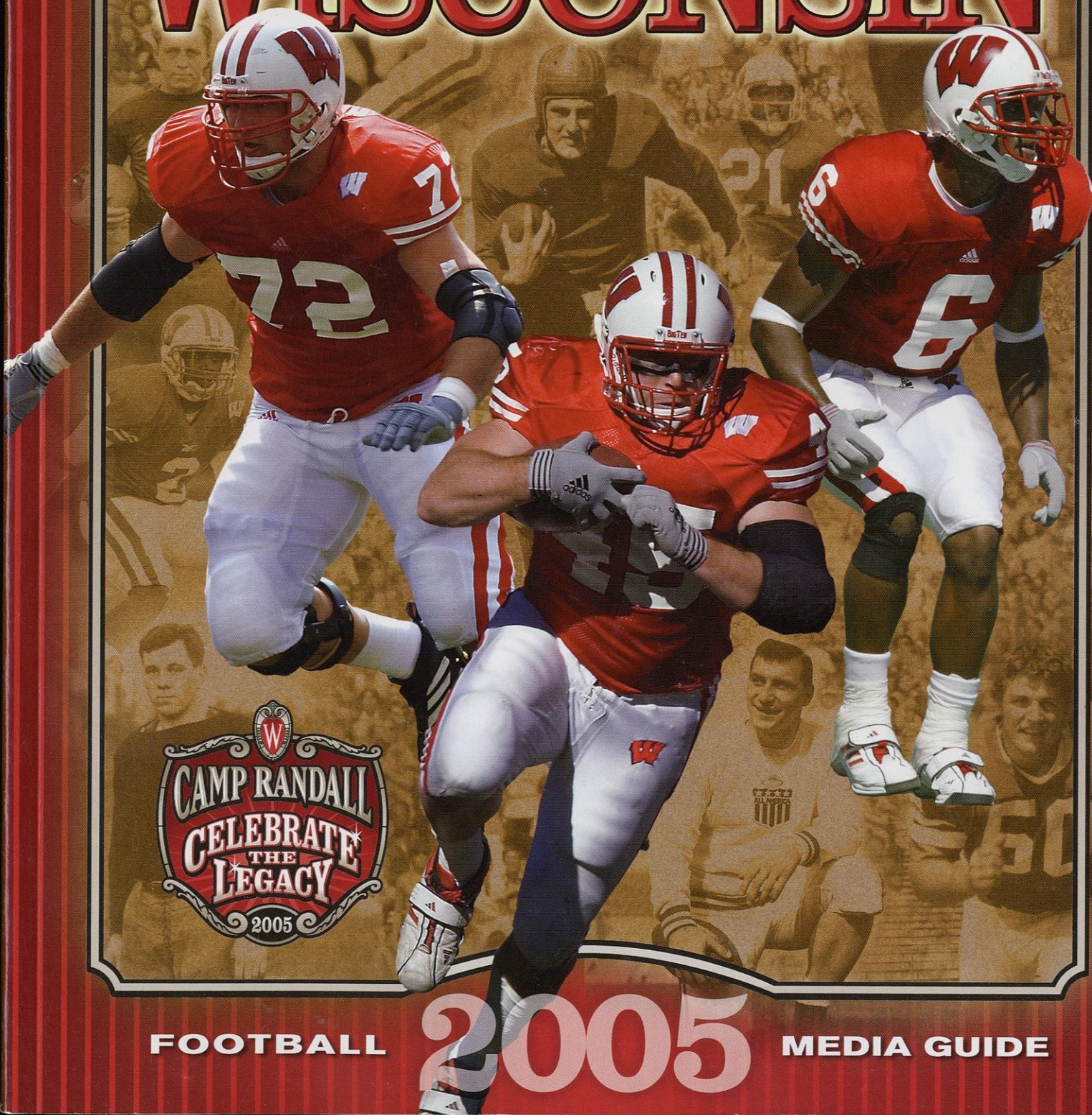
<http://rightsstatements.org/vocab/InC/1.0/>

The libraries provide public access to a wide range of material, including online exhibits, digitized collections, archival finding aids, our catalog, online articles, and a growing range of materials in many media.

When possible, we provide rights information in catalog records, finding aids, and other metadata that accompanies collections or items. However, it is always the user's obligation to evaluate copyright and rights issues in light of their own use.



WISCONSIN



FOOTBALL

2005

MEDIA GUIDE



Wisconsin Badgers

In the Alvarez Era...

- ▶ **3 Big Ten and Rose Bowl titles**
- ▶ **2 Bowl Championship Series wins**
- ▶ **9 First-round NFL draft picks**
- ▶ **30 All-America honorees**
- ▶ **59 First-team All-Big Ten honorees**
- ▶ **108 Academic All-Big Ten selections**

Camp Randall Renovation

- ▶ **72 private suites, 300 premium club seats and 625 club seats**
- ▶ **new FieldTurf playing surface**
- ▶ **new football and athletic department offices**
- ▶ **new video scoreboards and a new sound system**
- ▶ **permanent seating in the south end zone (more than 4,000 new seats)**
- ▶ **improved and expanded traffic flow in the stadium, along with new concessions and restroom areas**



Table of Contents

Badger Football

- 2-3 Camp Randall Stadium
- 4-5 NFL Badgers
- 6-7 Honored Badgers and All-Americans
- 8-9 Community Service
- 10-11 Walk-ons at Wisconsin
- 12-13 Badger Bowl Success

Personnel

- 14-19 Head Coach Barry Alvarez
- 20 Asst. Coach Bret Bielema
- 21 Asst. Coach Paul Chryst
- 22 Asst. Coach Jeff Horton
- 23 Asst. Coach Jim Hueber
- 24 Asst. Coach Ron Lee
- 25 Asst. Coach Henry Mason
- 26 Asst. Coach Brian Murphy
- 27 Asst. Coach John Palermo
- 28 Asst. Coach Brian White
- 29 Football Support Staff
- 29-30 Senior Department Staff
- 31 Department Heads

2005 Badgers

- 32 2005 Items of Interest
- 33 Numerical Roster
- 34 Alphabetical Roster
- 35 Depth Chart and Pronunciations
- 36-66 Player Bios

2004 Season Review

- 67 Season Notes/Honors
- 68-69 Final Statistics
- 70 Game-by-Game Team Statistics
- 71 Starting Lineups/UW P.O.W.
- 72 Game-by-Game Indiv. Offense
- 73 Game-by-Game Indiv. Defense
- 74 Game-by-Game Indiv. Sp. Teams
- 75 Miscellaneous UW Stats
- 76-81 Game Reviews

Records

- 82-83 Team Records
- 84 Single-game Bests
- 85-86 Player Records
- 87-92 Rushing Records
- 93-96 Passing Records
- 97-100 Receiving Records
- 101 Total Offense Records



- 102 All-Purpose Yardage Records
- 103-104 Scoring Records
- 105 Punting Records
- 106 Field Goal Kicking Records
- 107 Punt Return Records
- 108 Kickoff Return Records
- 109-11 Defensive Records
- 112 Interception Records
- 113 NCAA/Big Ten Record Holders
- 114 NCAA/Big Ten Statistical Champions
- 115 Camp Randall Stadium Records
- 116 Miscellaneous Records

History

- 117 Retired Numbers
- 118 College Football Hall of Fame
- 119 Heisman Trophy Winners
- 120 Camp Randall Facade
- 121-22 Ron Dayne
- 123-24 Major Awards
- 125-129 All-Americans
- 130 First-team All-Big Ten
- 131-32 Team Awards
- 133 Team Captains
- 134 All-Star Games
- 135 Academic National Honors

- 136 Academic All-Big Ten
- 137-44 Letterwinners
- 145-50 Badgers in the Pros
- 151-56 Bowl Game Recaps and Superlatives
- 157-67 All-time Scores
- 168 Records vs. All-time Opponents
- 169-70 Yearly Records
- 171-72 Yearly Statistical Trends
- 173 Wisconsin vs. Minnesota
- 174-75 UW in the Polls
- 176 Attendance

Media Information

- 177-78 Athletic Communications Contacts
- 179 uwbadgers.com
- 180-81 Coverage Guidelines
- 182 Reference
- 183 Camp Randall Diagram/Directions
- 184 Media List
- 185-86 Radio/TV Coverage
- 187 2005 Big Ten Conference Schedule/UW Future Schedules
- 188 Badger Fund/Mendota Grid. Club

UW-Madison

- 189-208 University Information

CREDITS

The 2005 Wisconsin Football Guide is a publication of the UW Athletic Communications Office. Photographers whose work appears in this book are: David Stluka, Del Brown, Greg Anderson, Jay Salvo, Dan Brown, Lee Larson, Jeff Miller, Radlund Photography, Salli White, Steve Woltmann, Brion Price, Drew Hallowell, Michael Forster Rothbart, the Dallas Cowboys, the New York Jets and Randal Vanderveer courtesy of the GMCVB. Dane County Farmer's Market photo on the inside back cover by Randal Vanderveer courtesy of GMCVB. Cover design by Barry Roal Carlsen, University Communications. This publication is available for \$15 (send check payable to UW Athletics to: University of Wisconsin, Athletic Communications Office, Kellner Hall, 1440 Monroe Street, Madison, WI 53711). No state tax revenue supported the printing of this publication. FRONT COVER: Brett Bell (6), Matt Bernstein (45) and Joe Thomas (72). BACK COVER: Brandon Williams (1), Donovan Raiola (53) and Owen Daniels (11). INSIDE FRONT COVER: Jonathan Orr (9), John Stocco (7) and Mark Zalewski (41).

Camp Randall Stadium




NEW LOOK, SAME OLD CHARM FOR CAMP RANDALL

One of college football's legendary facilities—Wisconsin's Camp Randall Stadium—has just undergone a four-year, \$109 million renovation. The improvements are plentiful: new FieldTurf, suites and club seats, new video scoreboards, new offices, increased seating capacity and better fan amenities like concession areas, restrooms and traffic flow.

The enhancements, however, have not detracted from Camp Randall's charm; rather, the stadium's character has been enhanced greatly by the improvements, ensuring that future generations of Badger fans will have a first-rate facility at which to watch their beloved Badgers play on Saturdays in the fall.

Camp Randall was originally used as a Civil War training site. In fact, some 70,000 soldiers trained at the camp, which also included a hospital and a prison for Confederate soldiers on its grounds.

Named for Alexander Randall, the state of Wisconsin's first wartime governor, Camp Randall Stadium opened in 1917 and was officially dedicated when the Badgers defeated Minnesota, 10-7, on Nov. 3, 1917.



An early view of Camp Randall



The Badgers & the NFL

Most 2005 Draft Choices

- 11 Oklahoma
- 9 Florida State
- 7 WISCONSIN
- 7 Virginia



Alvarez Era First- Round Draft Choices

- 1992 Troy Vincent, Miami
- 1999 Aaron Gibson, Detroit
- 2000 Ron Dayne, N.Y. Giants
- 2000 Chris McIntosh, Seattle
- 2001 Jamar Fletcher, Miami
- 2001 Michael Bennett, Minnesota
- 2002 Wendell Bryant, Arizona
- 2004 Lee Evans, Buffalo
- 2005 Erasmus James, Minnesota



Big Ten First Round Picks Since '99

- 7 WISCONSIN
- 6 Ohio State
- 6 Penn State
- 5 Michigan State
- 5 Michigan
- 1 Iowa
- 1 Minnesota
- 1 Northwestern
- 0 Illinois
- 0 Indiana
- 0 Purdue

Lee Evans was a first-round draft choice of the Buffalo Bills in 2004. He led all NFL rookies with nine touchdown receptions.



Clockwise from top left: Erasmus James, Chris Chambers, Mark Tauscher, Alex Lewis (59), Brooks Bollinger



Honored Badgers in the Alvarez Era

Heisman Trophy

Outstanding player in the U.S.

Ron Dayne, 1999 winner

Maxwell Award

Outstanding college player

Ron Dayne, 1999 winner

Walter Camp Award

Outstanding college player

Ron Dayne, 1999 winner

Doak Walker Award

Nation's best running back

Ron Dayne, 1998 finalist

Ron Dayne, 1999 winner

Anthony Davis, 2001 semi-finalist

Rimington Trophy

Nation's top center

Al Johnson, 2002 finalist

Outland Trophy

Outstanding interior lineman

Aaron Gibson, 1998 finalist

Chris McIntosh, 1999 finalist

Rotary/Lombardi Award

Outstanding college lineman

Aaron Gibson, 1998 finalist

Wendell Bryant, 2000 semi-finalist

Wendell Bryant, 2001 semi-finalist

Erasmus James, 2004 finalist

Chuck Bednarik Award

Nation's top defensive player

Erasmus James, 2004 finalist

Bronko Nagurski Trophy

Nation's top defensive player

Erasmus James, 2004 finalist

Ted Hendricks Award

Nation's top defensive end

Erasmus James, 2004 finalist

Biletnikoff Award

Nation's top Receiver

Lee Evans, 2001 finalist

Ray Guy Award

Nation's best collegiate punter

Kevin Stemke, 2000 winner

Lou Groza Award

Nation's top college placekicker

Matt Davenport, 1998 semi-finalist

Vitaly Pisetsky, 1999 finalist

Jim Thorpe Award

Nation's best defensive back

Troy Vincent, 1991 semi-finalist

Jamar Fletcher, 2000 winner

Jim Leonhard, 2004 semi-finalist

Ronnie Lott Trophy

Defensive IMPACT player of the year

Jim Leonhard, 2004 finalist

Mosi Tatupu Award

Nation's top special teams player

Vitaly Pisetsky, 1999 finalist

Nick Davis, 1999 semi-finalist

Nick Davis, 2001 finalist

Football News

Player of the Year

Tom Burke, 1998 semi-finalist

Ron Dayne, 1998 semi-finalist

Ron Dayne, 1999 winner

Michael Bennett, 2000 semi-finalist

Wendell Bryant, 2001 semi-finalist

Lee Evans, 2001 semi-finalist

The Sporting News

Player of the Year

Ron Dayne, 1999 winner

Associated Press

Player of the Year

Ron Dayne, 1999 winner

Bobby Dodd Foundation National Coach of the Year

Barry Alvarez, 1993 winner

Barry Alvarez, 1999 semi-finalist

AFCA Coach of the Year

Barry Alvarez, 1993 winner

Barry Alvarez, 1998 semi-finalist

Barry Alvarez, 1999 semi-finalist

Columbus Touchdown Club Player of the Year

Brent Moss, 1993 (top running back)


Ron Dayne, 1999 (top running back)

Chris McIntosh, 1999 (top lineman)

Jamar Fletcher, 2000 (top cornerback)

Anthony Davis, 2001 (top freshman)


Erasmus James, 2004 (top defensive lineman)



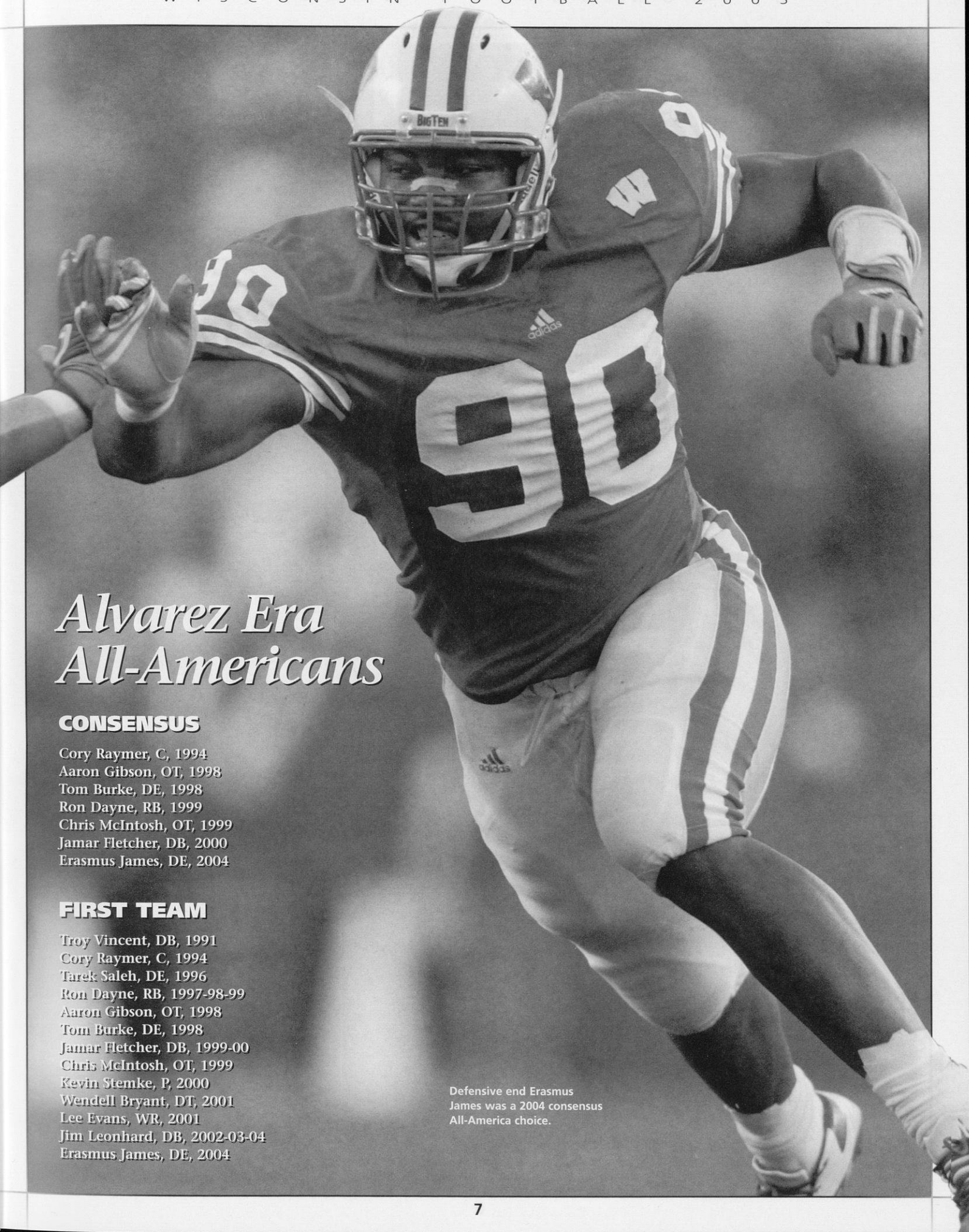
Ron Dayne



Matt Davenport



Al Johnson



Alvarez Era All-Americans

CONSENSUS

Cory Raymer, C, 1994
 Aaron Gibson, OT, 1998
 Tom Burke, DE, 1998
 Ron Dayne, RB, 1999
 Chris McIntosh, OT, 1999
 Jamar Fletcher, DB, 2000
 Erasmus James, DE, 2004

FIRST TEAM

Troy Vincent, DB, 1991
 Cory Raymer, C, 1994
 Tarek Saleh, DE, 1996
 Ron Dayne, RB, 1997-98-99
 Aaron Gibson, OT, 1998
 Tom Burke, DE, 1998
 Jamar Fletcher, DB, 1999-00
 Chris McIntosh, OT, 1999
 Kevin Stemke, P, 2000
 Wendell Bryant, DT, 2001
 Lee Evans, WR, 2001
 Jim Leonhard, DB, 2002-03-04
 Erasmus James, DE, 2004

Defensive end Erasmus
 James was a 2004 consensus
 All-America choice.



Community Service

Badgers giving back

The Wisconsin Department of Athletics has a number of teams that regularly contribute to the city via outreach programs. The Madison community is truly supportive of the UW-Madison athletic teams and their student-athletes.

In appreciation for that support, many student-athletes volunteer frequently in community service projects. Every season, the football team works together on a community service project to give back to Madison.

Among the projects that the Badgers have participated in recently were landscaping and cleanup days in the Eric Circle, Allied Drive, Vera Court and Harmony Park neighborhoods. The team has also participated in several walk-a-thons to raise funds for charitable causes as well as projects with Habitat For Humanity and Hammer With A Heart. Players and coaches make visits throughout the year to the UW Children's and Veterans' Hospitals, area schools and numerous other charity functions.





GOOD WORKS

Former UW fullback Cecil Martin (left) was named to the American Football Coaches Association "Good Works" team for his community service in 1997 and 1998. He was cited for establishing an offseason program for players to visit the UW Children's Hospital. Martin also served as a mentor at the Southside Community Center, where he tutored and played with children.

Martin continued his charitable support as a member of the Philadelphia Eagles where he won the team's 2000 Ed Block Courage Award.

He also was named an "Unsung Hero" by the NFL Players' Association and was featured on the Fox Sports All-Madden Team as one of the National Football League's "good guys."





Walk-ons at Wisconsin

LEONHARD WAS ULTIMATE WALK-ON SUCCESS STORY

Jim Leonhard's (pictured) football accomplishments are worth noting all by themselves: three-time first-team All-American, three-time first-team All-Big Ten, holder of several Big Ten and school records for his play as both a defensive back and punt returner. But that's only half the story.

Leonhard's accolades off the field are just as impressive. A 2004 first-team *ESPN The Magazine* Academic All-American as selected by CoSIDA, Leonhard was honored in New York as one of 15 National Football Foundation Scholar-Athletes (with that goes an \$18,000 postgraduate scholarship).

The 5-8, 186-pound Leonhard (who once won a team basketball slam dunk competition), a native of tiny Tony, Wis. (pop. 105), will go down as one of the most decorated players (let alone walk-ons) of the Alvarez era.

MORE ACCOMPLISHED WALK-ONS FOR THE BADGERS

They may have been told by many non-believers in their senior years of high school that they weren't big enough or fast enough to contribute to a Big Ten football program. However, a number of individuals have gone on to make their mark on the University of Wisconsin football program during the Alvarez era by originally joining the team as a walk-on.

Below is a partial list of some of the individuals that joined the Badgers as non-scholarship players, only to make major impacts at the UW and beyond.

- **BOB ADAMOV, LINEBACKER:** four-year letterwinner; team captain and starter on the Badgers' 1998 Big Ten and Rose Bowl champion squad; Ivan Williamson Scholastic Award winner in 1998; one of nine senior starters named team MVP his final season.
- **CHAD CASCADDEN, LINEBACKER:** named the team's Special Teams Player of the Year in 1994; Academic All-Big Ten selection his senior year; letterwinner on UW's 1993 Big Ten and Rose Bowl champion squad; played for the NFL's New York Jets.
- **MATT DAVENPORT, PLACEKICKER:** semi-finalist for Lou Groza Award; consensus first-team All-Big Ten in 1997 and 1998; scored 99 points as a senior, the most in school history for a placekicker; career field goal percentage (.868) is No. 1 at UW.
- **JASON DOERING, SAFETY:** team captain in both 1999 and 2000; led Badger defensive backs in tackles his final three sea-

sons; ranks fourth all-time in career solo tackles (250); starter on two Big Ten and Rose Bowl champion teams; currently plays for the NFL's New York Giants.

- **JOE PANOS, OFFENSIVE TACKLE:** team captain in 1993; starter on the Badgers' 1993 Big Ten and Rose Bowl champion team; first-team All-Big Ten and second-team AP All-American in '93; played for the NFL's Philadelphia Eagles and Buffalo Bills.
- **MARK TAUSCHER, OFFENSIVE TACKLE:** three-year letterwinner; member of two Big Ten and Rose Bowl champion squads, including a starter on the 1999 team; helped Ron Dayne become NCAA all-time leading rusher; currently a starter for the NFL's Green Bay Packers.
- **DONNEL THOMPSON, LINEBACKER:** team captain in 1998 and 1999; starter on a pair of UW Big Ten and Rose Bowl champion teams; ranks 10th all-time in career tackles; two-time team-leader in tackles; played for NFL's Pittsburgh Steelers and Indianapolis Colts.
- **MIKE SCHNECK, LONG SNAPPER:** three-year letterwinner at Wisconsin; member of 1998 Big Ten and Rose Bowl champion team; signed free agent contract with Pittsburgh and currently plays for the Steelers.
- **SAM VEIT, PUNTER:** four-year starter and letterwinner; member of UW's 1993 Big Ten and Rose Bowl champion squad; ranks third all-time in career punts (209) and career punting yards (8,016); three-time Academic All-Big Ten selection.

Badger Bowl Success

Wisconsin's success in bowl games during Coach Barry Alvarez's tenure has been nearly unparalleled.

Alvarez has guided the Badgers to a 7-3 (.700) record in bowl games. That winning percentage is among the best in history.

Among those seven bowl victories are two Bowl Championship Series wins. Wisconsin is one of only four schools that remains undefeated with more than one BCS appearance. The others? Ohio State, LSU and Southern California.

Wisconsin's most recent bowl win was an upset of 14th-ranked Colorado, 31-28 OT, in the 2002 Alamo Bowl.

Bowl games with the Badgers are also a big hit with Wisconsin's renowned fans. In the past decade, thousands of fans have traveled to watch the Badgers in prime winter destinations like California, Florida, Arizona and Texas.

With 10 bowl appearances in the last 12 seasons, it's easy to see why Wisconsin has become a favorite choice among bowl games nationwide.


■ UW IN BOWLS

Year	Bowl	Opponent	Result
1953	Rose	USC	Lost
1960	Rose	Washington	Lost
1963	Rose	USC	Lost
1981	Garden State	Tennessee	Lost
1982	Independence	Kansas State	Won
1984	Hall of Fame	Kentucky	Lost
*1994	Rose	UCLA	Won
*1995	Hall of Fame	Duke	Won
*1996	Copper	Utah	Won
*1998	Outback	Georgia	Lost
*1999	Rose	UCLA	Won
*2000	Rose	Stanford	Won
*2000	Sun	UCLA	Won
*2002	Alamo	Colorado	Won
*2003	Music City	Auburn	Lost
*2005	Outback	Georgia	Lost



* - teams coached by Barry Alvarez

■ UW BOWL MVPs


Year	Bowl	MVP
1963	Rose	Ron Vander Kelen
1982	Independence	Randy Wright (off.) Tim Krumrie (def.)
1994	Rose	Brent Moss
1995	Hall of Fame	Terrell Fletcher
1996	Copper	Ron Dayne
1999	Rose	Ron Dayne
2000	Rose	Ron Dayne
2000	Sun	Michael Bennett (special teams)
2002	Alamo	Brooks Bollinger (off.) Jeff Mack (def.)



QB Brooks Bollinger was the offensive MVP as Wisconsin knocked off 14th-ranked Colorado in overtime at the 2002 Alamo Bowl.



Bowl game MVPs Ron Vander Kelen (left) and Ron Dayne



Brent Moss (far left) and Terrell Fletcher were named MVPs of the 1994 Rose Bowl and 1995 Hall of Fame Bowl, respectively.



Wisconsin has turned the Rose Bowl into "Camp Randall West" three times during the Alvarez era.


Head Coach/Director of Athletics Barry Alvarez

Barry Alvarez, the winningest football coach in Wisconsin history, has completed 15 seasons at the head of the program he transformed from a perennial second-division finisher to one that is nationally respected and is a fixture on the postseason bowl scene.

Alvarez, whose overall record with the Badgers is 108-70-4, became Wisconsin's Director of Athletics in April of 2004. He is one of just two people (UAB's Watson Brown) at the Division I-A level who serves as head football coach and athletic director.

Alvarez's list of accomplishments at Wisconsin is remarkable. Consider just a few of the most notable ...

- winningest coach in school history
- coached three Big Ten and Rose Bowl champions
- only Big Ten coach ever to win the Rose Bowl in consecutive seasons
- just the 10th coach in Big Ten history with 100 victories at one conference institution
- has coached five national award winners, including Ron Dayne (Heisman, Doak Walker, Maxwell), Jamar Fletcher (Jim Thorpe) and Kevin Stemke (Ray Guy)
- guided UW to back-to-back Big Ten titles in 1998 and 1999 (hadn't happened at Wisconsin since 1896-97)
- bowl record of 7-3 (.700)
- coached the three winningest teams in school history



When Alvarez arrived in Madison in 1990, Wisconsin had compiled a 9-36 record during the previous four seasons and attendance at Camp Randall Stadium had dipped to an average of 41,734 per game (54 percent of capacity). The program sorely needed a boost and got it when new Director of Athletics Pat Richter hired Alvarez from Notre Dame, where he had been an assistant coach under Lou Holtz.

Following is a year-by-year look at the Alvarez era ...


2004 (9-3): The Badgers won their first nine games en route to a No. 4 national ranking in both polls. In that winning streak, UW beat both No. 18/17 Ohio State and No. 5/5 Purdue on the road and led the nation in scoring defense with 9.1 ppg. Wisconsin finished third in the Big Ten and earned a bid to play Georgia in the Outback Bowl. Five Badgers were named All-Big Ten, including DE Erasmus James, a consensus All-American.

2003 (7-6): Wisconsin won six of its first seven games, including a 17-10 upset victory that ended No. 3-ranked Ohio State's 19-game winning streak. Four Badgers earned first-team All-Big Ten mention, including WR Lee Evans who finished his career ranked No. 2 on the all-time Big Ten receiving yardage list. UW qualified for its ninth bowl game in 11 years. UW lost to Minnesota on a FG as time ran out; to Purdue on a FG with 0:03 left; and to Iowa when the Badgers were unable to score on a last-minute drive.

2002 (8-6): A season-opening five-game winning streak and league wins over Michigan State and Minnesota qualified the Badgers for their eighth Alvarez-era bowl game, a 31-28 OT win over 14th-ranked Colorado in the Alamo Bowl. First-team All-American Jim Leonhard led the nation with a Big Ten record-tying 11 interceptions. Anthony Davis (1,555 yards) gave UW a 1,000-yard rusher for a Big Ten-record 10th straight year.

THE ALVAREZ HEAD COACHING RECORD

Year	School	W	L	T	Big Ten	Bowl Results
1990	Wisconsin	1	10	0	10th	—
1991	Wisconsin	5	6	0	T8th	—
1992	Wisconsin	5	6	0	T6th	—
1993	Wisconsin	10	1	1	T1st	Rose (defeated UCLA 21-16)
1994	Wisconsin	8	3	1	3rd	Hall of Fame (defeated Duke 34-20)
1995	Wisconsin	4	5	2	T7th	—
1996	Wisconsin	8	5	0	7th	Copper (defeated Utah 38-10)
1997	Wisconsin	8	5	0	5th	Outback (lost to Georgia 33-6)
1998	Wisconsin	11	1	0	T1st	Rose (defeated UCLA 38-31)
1999	Wisconsin	10	2	0	1st	Rose (defeated Stanford 17-9)
2000	Wisconsin	9	4	0	5th	Sun (defeated UCLA 21-20)
2001	Wisconsin	5	7	0	T8th	—
2002	Wisconsin	8	6	0	T8th	Alamo (defeated Colorado 31-28)
2003	Wisconsin	7	6	0	T7th	Music City (lost to Auburn 28-14)
2004	Wisconsin	9	3	0	3rd	Outback (lost to Georgia 24-21)
15-year total		108	70	4		Bowl Record: 7-3



2001 (5-7): Several individual achievements highlighted a season in which the Badgers never won or lost more than two straight games. WR Lee Evans set the Big Ten record for receiving yards in a season with 1,545 and RB Anthony Davis led the conference in rushing. Evans and Davis were All-Americans and six Badgers earned first-team All-Big Ten acclaim, including DL Wendell Bryant who became a first-round NFL draft choice. The Badgers lost by a field goal to both Oregon and Michigan.

2000 (9-4): A five-game winning streak to end the season highlighted the Sun Bowl champions' 9-4 season. Fighting injuries and suspensions, the Badgers had a difficult time getting consistency in the early part of the league season. Jamar Fletcher (Jim Thorpe Award) and Kevin Stemke (inaugural Ray Guy Award) allowed UW to be the only school in the nation with two different players winning major awards.

1999 (10-2): A 17-9 win over Stanford in the Rose Bowl allowed Wisconsin to become the first Big Ten school in history to win the "Granddaddy of Them All" in back-to-back campaigns. The 10-2 Badgers finished fourth in both the media and coaches final polls. Wisconsin defeated five nationally rated foes for the first time in school history and concluded the year with eight consecutive victories. The Badgers led the Big Ten in both scoring offense and scoring defense. Ron Dayne became the NCAA's all-time leading rush-



The Alvarez Family

er and then walked away with the Heisman Trophy, Maxwell Award and Doak Walker Award. Chris McIntosh (Outland Trophy) and Vitaly Pisetsky (Mosi Tatupu and Lou Groza Awards) were major award finalists. Alvarez was forced to coach from the press box or hospital in eight games after mid-season knee surgery.

1998 (11-1): The winningest season in school history ended in dramatic fashion with a thrilling 38-31 upset of sixth-ranked UCLA at the Rose Bowl. Game MVP Ron Dayne keyed the win with 246 yards rushing. Wisconsin led the nation in scoring defense and turnover margin. The Badgers' nine-game win streak to open the season tied a school record. Tom Burke (NCAA sack leader) and Aaron Gibson (a finalist for the Lombardi Award and the Outland Trophy) were consensus All-Americans. Alvarez was Big Ten Coach of the Year.

1997 (8-5): A six-game winning streak catapulted the Badgers to a second consecutive eight-win season and berth in the Outback Bowl vs. Georgia. The Badgers joined the '37 Michigan team as the only squads in league history to win three one-point decisions. Ron Dayne earned first-team All-America honors and Matt Davenport won two games with last-second field goals.

COACHING AWARDS

- Finalist for ESPN College Coach of the Decade in 1999
- Victor Award as National Coach of the Year in 1999
- American Football Coaches Association (AFCA) National Coach of the Year in 1993
- Bobby Dodd Foundation National Coach of the Year in 1993
- *College & Pro Football Newsweekly* National Coach of the Year in 1993
- Big Ten Coach of the Year in 1993 and 1998
- Head coach at the Blue-Gray Game (1995), East-West Shrine Game (1996), Hula Bowl (2000) and Florida Gridiron Classic (2004)

1996 (8-5): The Badgers opened quickly with a 3-0 non-league slate before losing four games (three by a combined total of 10 points) to highly ranked foes. The UW closed 4-1 and posted a 38-10 win over Utah in the Copper Bowl. Ron Dayne set an NCAA freshman rushing record and had 2,109 yards, including the bowl win.

1995 (4-5-2): With the most inexperienced squad in the Big Ten and facing the nation's most difficult schedule (according to the *Seattle Times*), the

ALVAREZ NOTEBOOK

Born: December 30, 1946, in Burgettstown, Pa.

Bowl games: 19

Big Ten titles: 5

Year at Wisconsin: 16th

Alma mater: Nebraska, 1969

Family: wife, Cindy; daughters Dawn (Mrs. Brad Ferguson) and Stacy (Mrs. Mike Delzer); son Chad (wife Stephanie); grandsons Joe and Jake Ferguson and Jackson Delzer; and granddaughter Grace Delzer

Coaching career: Wisconsin Head Coach, 1990-present; Notre Dame Assistant Coach, 1987-89; Iowa Assistant Coach, 1979-86; Mason City (Iowa) High School Head Coach, 1976-78; Lexington (Neb.) High School Head Coach, 1974-75; Lincoln Northeast High School Assistant Coach, 1971-73

Badgers posted a 4-5-2 mark. Darrell Bevell broke several passing records at the UW. The 17-9 upset at Penn State broke the NCAA's longest win streak (20 games).

1994 (8-3-1): Wisconsin won its second straight January bowl game by defeating Duke in the Hall of Fame Bowl. The regular season featured a win at Michigan for the first time since 1962. Center Cory Raymer was a consensus All-American. Seven players were drafted by the NFL.

1993 (10-1-1): The 10-1-1 Badgers were Big Ten co-champions, beat UCLA in the Rose Bowl and were ranked as high as fifth (coaches) in the final polls. The UW had the NCAA's largest attendance increase, and its .875 winning percentage was the best by a Big Ten team since '79. A school-record eight players were named first-team All-Big Ten. Brent Moss was the Badgers' first Big Ten MVP since 1962.

1992 (5-6): UW was 5-6 and climbed in the Big Ten standings for the third season in a row. The Badgers upset 12th-ranked Ohio State, the first win over a nationally rated foe in eight years. Wisconsin received votes in the national polls for the first time in Alvarez's career and ended the year one victory short of a bowl bid. Three of the losses were by a total of four points.

1991 (5-6): Wisconsin improved its win total by four games, the fourth-largest improvement in the NCAA. Troy Vincent was an All-American, runner-up for the Jim Thorpe Award and the No. 7 pick in the NFL draft. A victory at Minnesota broke a 23-game road losing streak.


1990 (1-10): Wisconsin was within striking distance entering the fourth quarter in 10 games, although its only victory was over Ball State. UW had the third-best attendance gain nationally.

Alvarez's coaching career began at the high school level. He served as an assistant at Lincoln (Neb.) Northeast High from 1971-73 before taking over as head coach at Lexington (Neb.) High from 1974-75. His last prep coaching stop was at Mason City (Iowa) High where he was head coach from 1976-78 and where his team won a 4A state title in his final year.

Iowa's Hayden Fry hired Alvarez as an assistant coach in 1979. The Hawkeyes played in six bowl games (two Rose Bowls) during Alvarez's eight years in Iowa City, compiling a 61-33-1 mark in the process. Alvarez's standout player

■ ALVAREZ'S RECORD BREAKDOWN

Year	Overall	Home	Away	Neut.	Big Ten	Non-Conf.	Bowl
1990	1-10	1-6	0-4	0-0	0-8	1-2	0-0
1991	5-6	4-3	1-3	0-0	2-6	3-0	0-0
1992	5-6	5-1	0-5	0-0	3-5	2-1	0-0
1993	10-1-1	4-0-1	4-1	2-0	6-1-1	3-0	1-0
1994	8-3-1	4-1-1	3-2	1-0	5-2-1	2-1	1-0
1995	4-5-2	2-3-1	2-2-1	0-0	3-4-1	1-1-1	0-0
1996	8-5	4-2	3-3	1-0	3-5	4-0	1-0
1997	8-5	5-1	3-2	0-2	5-3	3-1	0-1
1998	11-1	6-0	4-1	1-0	7-1	3-0	1-0
1999	10-2	5-1	4-1	1-0	7-1	2-1	1-0
2000	9-4	4-3	4-1	1-0	4-4	4-0	1-0
2001	5-7	3-4	2-3	0-0	3-5	2-2	0-0
2002	8-6	5-3	2-3	1-0	2-6	5-0	1-0
2003	7-6	4-3	3-2	0-1	4-4	3-1	0-1
2004	9-3	6-0	3-2	0-1	6-2	3-0	0-1
Total	108-70-4	62-31-3	38-35-1	8-4	60-57-3	41-10-1	7-3



Baseball fan Barry Alvarez sang "Take Me Out to the Ballgame" during the seventh-inning stretch at a Cubs-Cardinals game in 1999.

Tom Lemming (*Prep Football Report*) on Alvarez

"Alvarez is the nation's No. 1 recruiter. He is a truly honest, sincere and personable coach with a great rapport. Recruits take to him immediately, and so do their parents. His well-earned national recognition gives him an edge when recruiting prospects."

with the Hawkeyes was LB Larry Station, a two-time All-American and two-time Academic All-American.

Alvarez left Iowa after the 1986 season to become linebackers coach at Notre Dame. He was promoted (linebackers to defensive coordinator to assistant head coach) by Holtz each of his three seasons as the Fighting Irish went 32-5 and won the 1988 national title. While in South Bend, Alvarez coached All-America linebackers Michael Stonebreaker, Ned Bolcar, Cedric Figaro and Wes Pritchett.


Alvarez grew up in Langeloth, Pa., a small town among the coal mines and steel mills in western Pennsylvania. He starred as a prep linebacker and went on to play at Nebraska (1965-67) for legendary head coach Bob Devaney. Alvarez was the leading tackler for the 1967 Cornhuskers, who led the nation in total defense and created a school-record 40 turnovers. Alvarez played in both the Sugar and Orange Bowls at Nebraska (the Cornhuskers were 25-7 during his three varsity seasons). Alvarez earned his bachelor's degree in 1969 and added a master's degree in 1971, both from Nebraska.

Alvarez's family includes his wife, Cindy, daughters Dawn (Mrs. Brad Ferguson) and Stacy (Mrs. Mike Delzer), son Chad (wife Stephanie), grandsons Joe and Jake Ferguson and Jackson Delzer, and granddaughter Grace Delzer.

Items of Interest

Following is a list of accomplishments, notes and items of interest on Barry Alvarez ...

- Coached nine first-round NFL draft choices (Troy Vincent, Aaron Gibson, Ron Dayne, Chris McIntosh, Jamar Fletcher, Michael Bennett, Wendell Bryant, Lee Evans and Erasmus James) at UW.
- Coached 54 NFL draft choices at Wisconsin.
- Coached 30 All-Americans, including seven consensus first-team choices, at Wisconsin.
- Coached 59 first-team All-Big Ten selections at Wisconsin.
- Coached 108 Academic All-Big Ten selections at Wisconsin.
- Big Ten-record 10 straight seasons with a 1,000-yard rusher (1993-2002).
- Four Big Ten Defensive Players of the Year.



- Two Big Ten MVPs.
- Two Big Ten Offensive Players of the Year.
- Three Big Ten Freshmen of the Year.
- Three Big Ten and Rose Bowl championship teams (the only other Big Ten coach with at least three Rose Bowl wins was Ohio State's Woody Hayes).
- Ten bowl qualifiers.
- Has coached or played in 21 bowl games (at Wisconsin, Notre Dame, Iowa and Nebraska).
- Has been a head coach in the 1995 Blue-Gray Game, 1996 East-West Shrine game, 2000 Hula Bowl and 2004 Florida Gridiron Classic.
- Alvarez received a Distinguished Alumnus Award from the University of Nebraska in May of 2003.
- Barry was inducted into the Washington County (Pa.) chapter of the Pennsylvania Sports Hall of Fame in 2000.
- Alvarez and his wife, Cindy, endowed a football scholarship at the UW in the spring of 2000. "I thought it was a small way for me to say thanks to the UW-Madison," Alvarez said of his quarter-million dollar contribution to the school's foundation.
- Alvarez set a goal to become a collegiate head coach by his 42nd birth-

day and was named to the Wisconsin post three days after he turned 42.

- Alvarez added administrative duties to his job description in 2000 when he was named Associate Athletic Director. He became Wisconsin's Director of Athletics in April 2004, operating in a dual role as football coach as well.
- Alvarez grew up in a small mining town (Langeloth) in western Pennsylvania. He played all sports as a kid and idolized former Pittsburgh Pirates outfielder Roberto Clemente.
- Babcock Hall, which houses the UW-Madison's nationally acclaimed dairy school, developed an ice cream flavor in honor of the Badger head coach in 1994. It was named Barry Alvarez, and the flavor was a mixture of raspberry, strawberry and blueberry.
- Alvarez, a big baseball fan, helped honor former Chicago Cubs' announcer Harry Caray by singing "Take me out to the ballgame" during a seventh-inning stretch in May of 1999.
- Alvarez was a finalist for ESPN's College Football Coach of the Decade Award in 1999. He was one of 18 coaches named to a new position in 1990 and is the only one still at the school that hired him.
- Barry Alvarez got his college coaching start with Hayden Fry at Iowa in 1979, one season after leading Mason City High School to the 4A state championship. One of the staffs of which Alvarez was a member featured six men who went on to lead their own college programs: Alvarez; Kirk Ferentz, Iowa; Dan McCarney, Iowa State; Del Miller, former SW Missouri State; Don Patterson, Western Illinois; Bill Snyder, Kansas State.
- Alvarez was named one of the "100 Most Influential Hispanics" by *Hispanic Business* in October of 2001.
- Numerous former Alvarez assistants at Wisconsin have gone on to success on the professional level, among them Bill Callahan (former Oakland Raiders head coach, now head coach of Nebraska), Brad Childress (Philadelphia Eagles offensive coordinator), Jay Hayes (Cincinnati Bengals defensive line coach) and Jay Norvell (former Oakland Raiders tight ends coach, now with Nebraska).

■ **ALL-TIME BOWL WINNING PERCENTAGES***

Rk	Coach, School(s)	W-L-T	Pct.
1.	John Robinson, USC & UNLV	8-1-0	.889
2.	Frank Kush, Arizona State	6-1-0	.857
	Gene Stallings, Texas A&M & Alabama	6-1-0	.857
	Warren Woodson, Hardin-Simmons & New Mexico State	6-1-0	.857
5.	Pat Dye, East Carolina & Auburn	7-2-1	.750
	Dick Crum, Miami (Ohio) & North Carolina	6-2-0	.750
	Paul Pasqualoni, Syracuse	6-2-0	.750
	Bud Wilkinson, Oklahoma	6-2-0	.750
9.	Barry Alvarez, Wisconsin	7-3-0	.700

* – minimum seven games and winning percentages above 70 percent

■ **BCS Perfection**

The Bowl Championship Series (BCS) format was established in 1998 to help determine a true national champion. Four bowls (Rose, Fiesta, Orange and Sugar) are considered BCS bowls. Since the format was instituted, UW is one of only four schools that remains undefeated after more than one BCS game appearance. Schools listed have at least one BCS win.

Ohio State	3-0
Southern California	3-0
Wisconsin	2-0
LSU	2-0
Auburn	1-0
Georgia	1-0
Kansas State	1-0
Oregon	1-0
Oregon State	1-0
Texas	1-0
Utah	1-0
Washington	1-0
Miami, Fla.	3-1
Oklahoma	2-2
Florida	2-1
Nebraska	1-1
Tennessee	1-1
Michigan	1-2
Florida State	1-4

■ **ACTIVE COACHES**

Following is a list of the active college coaches with the longest tenure at one school.

Coach	Years
Joe Paterno, Penn State	40th
Bobby Bowden, Florida State	30th
Fisher DeBerry, Air Force	22nd
Frank Beamer, Virginia Tech	19th
Bill Snyder, Kansas State	17th
Barry Alvarez, Wisconsin	16th

■ **100 WINS**

In 2004, Barry Alvarez became just the 10th coach in Big Ten history to win at least 100 games at one conference institution. Follow is a list of those 10 coaches"

Coach	Wins
Woody Hayes, Ohio State	205
Amos Alonzo Stagg, Chicago	199
Bo Schembechler, Michigan	194
Fielding Yost, Michigan	165
Hayden Fry, Iowa	143
Henry Williams, Minnesota	136
Robert Zuppke, Illinois	131
John Cooper, Ohio State	111
Duffy Daugherty, Michigan State	109
Barry Alvarez, Wisconsin	108

NCAA RANKINGS

2004

Pass eff. defense	100.1 pts.	5th
Scoring defense	15.4 ppg	6th
Pass yds. defense	167.2 avg.	7th
Total defense	291.2 ypg	9th

2003

Punt Returns	14.3 avg.	8th
--------------	-----------	-----

2002

Turnover Margin	+1.29 mar.	9th
-----------------	------------	-----

2000

Net punting	42.9 avg.	1st
-------------	-----------	-----

1999

Rushing offense	277.9 ypg	3rd
Scoring defense	13.2 ppg	5th
Pass eff. defense	96.3 pts.	5th
Turnover margin	+1.00 mar.	T5th
Kickoff returns	24.7 ypr	8th
Scoring offense	35.6 ppg	10th

1998

Scoring defense	11.9 ppg	1st
Turnover margin	+1.92 mar.	1st
Net punting	40.6 avg.	3rd
Rushing defense	92.2 ypg	4th
Total defense	292.6 ypg	5th
Pass eff. defense	105.5 pts.	7th
Punt returns	13.7 ypr	9th

1994

Rushing offense	240.8 ypg	10th
-----------------	-----------	------

1993


Rushing offense	250.8 ypg	8th
-----------------	-----------	-----



Alvarez and his most celebrated player: 1999 Heisman Trophy winner Ron Dayne.

Alvarez vs. All-time Opponents

School	W-L-T	Last Game	School	W-L-T	Last Game
Akron	1-0-0	2003	Northern Illinois	2-0-0	2002
Arizona	2-0-0	2004	Northwestern	7-6-0	2004
Auburn	0-1-0	2003	Ohio	1-0-0	1998
Ball State	2-0-0	1999	Ohio State	5-7-1	2004
Boise State	1-0-0	1997	Oregon	1-1-0	2001
Bowling Green	1-0-0	1992	Penn State	5-3-0	2004
California	0-1-0	1990	Purdue	6-5-1	2004
Cincinnati	2-1-0	2000	San Diego State	2-0-0	1998
Colorado	1-2-0	2002	San Jose State	1-0-0	1997
Duke	1-0-0	1995	SMU	2-0-0	1995
Eastern Michigan	3-0-0	1996	Stanford	2-0-1	2000
Fresno State	1-1-0	2002	Syracuse	0-1-0	1997
Georgia	0-2-0	2005	Temple	0-1-0	1990
Hawaii	2-0-0	2000	UCLA	3-0-0	2000
Illinois	7-5-1	2004	UCF	1-0-0	2004
Indiana	6-5-0	2002	UNLV	4-1-0	2004
Iowa	5-8-0	2004	Utah	1-0-0	1996
Iowa State	2-0-0	1993	Virginia	1-0-0	2001
Michigan	3-7-0	2002	Washington	0-1-0	1992
Michigan State	6-6-0	2004	Western Illinois	1-0-0	1991
Minnesota	10-5-0	2004	Western Kentucky	1-0-0	2001
Murray State	1-0-0	1999	Western Michigan	1-0-0	2000
Nevada	1-0-0	1993	West Virginia	2-0-0	2003
North Carolina	1-0-0	2003			



Bret Bielema

Defensive Coordinator & Linebackers

At Wisconsin

- Enters his second season at Wisconsin.
- Through the first nine games in 2004, Wisconsin led the nation in scoring defense (9.1 ppg) and had allowed just nine touchdowns, fewest in the country. The Badgers ended up fifth in the nation in pass efficiency defense (100.1 pts), sixth in scoring defense (15.4 ppg), seventh in passing yards defense (167.2 avg) and ninth in total defense (291.2 ypg).


Prior to Wisconsin

Co-Defensive Coordinator at Kansas State from 2002-03

- 2003 Kansas State unit finished sixth nationally in total (283.1 ypg), seventh in pass (174.6 ypg), eighth in scoring (16.3 ppg), 12th in pass efficiency (104.4 rating) and 17th in run defense (108.5 ypg).
- Wildcats led Big 12 in run defense in 2003.
- In 2002 the Wildcats led the nation in scoring defense (11.8 ppg), were second nationally in total (249.0 ypg) and rushing (69.5 ypg) defense and third in the nation in pass efficiency defense (91.69 rating).
- KSU was 22-6 (11-2 in '02 and 11-4 in '03) during Bielema's two years there.
- Helped Kansas State to its first Big 12 title in '03.

Assistant Coach at Iowa from 1993-01

- Spent nine seasons as an assistant coach at Iowa, moving through the ranks with the Hawkeyes, starting as an undergraduate student assistant coach, then graduate assistant and, finally, full-time assistant (he coached Iowa's linebackers for six seasons).
- The 1997 Hawkeye defense posted three shutouts and ranked No. 4 nationally in scoring and pass efficiency defense, seventh in total defense and 11th in run defense.



Playing Career

Played at Iowa from 1989-92


- Earned four letters (1989-92) after joining the Hawkeye football program as a walk-on. A member of Iowa's 1990 Big Ten champion team, he was a starter as a junior in 1991 and helped the Hawkeyes to a 10-1-1 record, a No. 5 national ranking and a Holiday Bowl appearance. He was a team co-captain as a senior in 1992.
- He signed a free agent contract with the Seattle Seahawks in April of 1993 before completing his playing career with the Milwaukee Mustangs of the Arena Football League in 1994.

Bowl Games

- Bielema has participated in nine bowl games as a player ('91 Rose and '91 Holiday) or coach (at Iowa: '93 Alamo, '95 Sun, '96 Alamo, '01 Alamo; at Kansas State: '02 Holiday, '04 Fiesta; at Wisconsin: '05 Outback).

Championships

- Bielema played for 1990 Big Ten champion Iowa and coached for Kansas State, which won the 2003 Big 12 championship game.



Players He's Coached

- Listed here are some of the top players Bielema has coached during his 12-year career:

Josh Buhl, 2003 first-team All-American, Kansas State; now with Cleveland Browns

Terry Pierce, 2003 NFL 2nd round draft choice

Fred Barr, first-team All-Big Ten, Iowa

Vernon Rollins, honorable mention All-Big Ten, Iowa

Matt Hughes, honorable mention All-Big Ten, Iowa

Bryan Hickman, second-team All-Big 12, Kansas State; now with Cleveland Browns

Erasmus James, 2004 consensus All-American, Big Ten Defensive Player of the Year, 2005 first-round NFL draft choice

Personal

- A 1992 graduate of Iowa with a bachelor's degree in marketing.
- Born Jan. 13, 1970 in Prophetstown, Ill.

Paul Chryst

Co-offensive Coordinator and Tight Ends

At Wisconsin

- Enters his second season at Wisconsin (first since 2002).
- Also coached tight ends at Wisconsin in 2002.

Prior to Wisconsin

Assistant Coach at Oregon State from 2003-04 and from 1997-98

- As offensive coordinator and quarterbacks coach, Chryst helped the Beavers rank sixth nationally in passing yardage per game (328.1) and 10th in total offense (463.0 yards per game) in 2003.
- Last season Oregon State was No. 7 in the country in passing yards per game (308.8).

Assistant Coach with San Diego Chargers from 1999-2001

- Developed Freddie Jones into one of the NFL's top tight ends.

Assistant Coach with Saskatchewan Roughriders (CFL) in 1996


Assistant Coach at Illinois State in 1995

Assistant Coach with Ottawa Rough Riders (CFL) in 1994

Assistant Coach at UW-Platteville in 1993

Assistant Coach with San Antonio Riders (World League) from 1991-92

Graduate Assistant Coach at West Virginia from 1989-90



Bowl Games

- Chryst has coached in three bowl games (at Wisconsin: '02 Alamo; at Oregon State: '03 Las Vegas, '04 Insight).


Players He's Coached

- Listed here are some of the top players Chryst has coached during his 15-year career:

Freddie Jones, San Diego Chargers' offensive player of the year in 2000

Ken Simonton, Oregon State's all-time career rushing leader

Derek Anderson, No. 2 all-time career passer in Pac-10



The Chryst Family

Personal

- A native of Madison, Wis., Chryst earned three football letters at Wisconsin and graduated with a degree in political science in 1988.
- Earned a master's degree in educational administration from West Virginia in 1990.
- Married to Robin and has three children: Katryn, Mikayla and Danny.
- Brother Rick is the commissioner of the Mid-American Conference.
- Father coached football at UW-Platteville.

Jeff Horton

PERSONNEL

Quarterbacks

At Wisconsin

- Enters his seventh season at Wisconsin.
- A Badger quarterback has been selected in the NFL Draft two of the past three years (Brooks Bollinger, sixth round to the N.Y. Jets in 2003 and Jim Sorgi, sixth round to the Indianapolis Colts in 2004).
- Bollinger was the 1999 Big Ten Freshman of the Year and is the winningest QB in school history (one of only seven QBs in Big Ten history with 30 wins as a starter).
- Bollinger also became one of only seven players in Big Ten history with at least 20 rushing TDs and 30 passing TDs.
- Sorgi finished as Wisconsin's leader in career pass efficiency and on UW career lists he finished third in pass completion percentage (.555), fourth in TD passes (33), fifth in passing yards (4,498), seventh in pass completions (288) and eighth in pass attempts (519).
- The Badgers have set the school record for passing yards in a season twice (2001 and 2003) in the past four seasons.

Prior to Wisconsin

Head Coach at UNLV from 1994-98

- The 1994 UNLV squad won the Las Vegas Bowl and Horton was named co-Big West Coach of the Year.
- QB Jon Denton threw for more than 7,000 yards and broke 10 NCAA records in two seasons at UNLV.



Head Coach at Nevada in 1993

- Chris Vargas, Horton's signal caller with the Wolf Pack, finished second nationally in total offense in 1993.

Assistant Coach at UNLV from 1991-92

Assistant Coach at Nevada from 1985-89

Graduate Assistant Coach at Minnesota in 1984



The Horton Family and Rebel

Bowl Games

- Horton has coached in seven bowl games (at UNLV: '92 and '94 Las Vegas; at Wisconsin: '00 Rose, '00 Sun, '02 Alamo, '03 Music City, '05 Outback).

Championships

- Horton was the quarterbacks coach for Wisconsin's Big Ten championship team in 1999.

Players He's Coached

- Listed here are some of the top players Horton has coached during his 21-year career:

Brooks Bollinger, winningest QB in Wisconsin history; now with New York Jets

Jim Sorgi, current backup to Indianapolis Colts' Peyton Manning

Jon Denton, set 10 NCAA records at UNLV

Chris Vargas, No. 2 nationally in total offense at Nevada in '93

Personal



- A 1981 graduate of the University of Nevada-Reno, Horton earned a master's degree in educational administration from the University of San Francisco in 1993.
- His wife's name is Teri.
- An active member of the American Football Coaches Association, Horton has served on the public relations (twice) and ethics (once) committees.

Jim Hueber

Offensive Line

At Wisconsin

- Enters his 14th year at Wisconsin and 22nd in the Big Ten (longest continuing tenured assistant in the conference).
- Has coached Badger offensive linemen for 10 seasons.
- More than 25 Hueber-coached players have made NFL rosters.
- UW's offensive lines paved the way for a 1,000-yard rusher every year from 1996-2002 (during a Big Ten-record 10 straight seasons).
- In 2002, tailback Anthony Davis rushed for a UW sophomore-record 1,555 yards behind Hueber's line that included Rimington Trophy finalist Al Johnson.
- Seven of his players have been drafted in the past six years.
- The 2000 Badgers broke in a new tailback and fought a lot of lineup inconsistencies, but Michael Bennett finished third nationally in rushing. Three of Hueber's seniors (Casey Rabach, Bill Ferrario and Dave Costa) earned pro contracts.
- The 1999 line helped Ron Dayne become college football's career rushing leader. Among Hueber's blockers was Chris McIntosh, the Big Ten's 1999 Offensive Lineman of the Year and a finalist for the Outland Trophy.
- One of his other former pupils was Aaron Gibson, a finalist for the Lombardi Award and the Outland Trophy. Gibson, like McIntosh, was a consensus All-American and first-round NFL draft pick.
- Hueber also coached running backs for three seasons (1992-94) at UW. He tutored Big Ten MVP Brent Moss and Terrell Fletcher in 1993 when that duo combined for 2,633 yards.
- Six of the offenses he's coached led the Big Ten in rushing offense, including three of the last eight at UW.
- Has worked with 11 offenses which ranked in the top 25 nationally in rushing.



The Hueber Family

Prior to Wisconsin

Assistant Coach at Minnesota from 1984-91

Assistant Coach at Memphis State in 1983

Assistant Coach at Temple from 1981-82

Assistant Coach at Wichita State from 1979-80

Assistant Coach at Dodge City Community College from 1975-78

Assistant Coach at Cincinnati in 1974

Bowl Games

- Hueber has coached in 12 bowl games (at Minnesota: '85 Independence, '86 Liberty; at Wisconsin: '94 Rose, '95 Hall of Fame, '96 Copper, '98 Outback, '99 Rose, '00 Rose, '00 Sun, '02 Alamo, '03 Music City, '05 Outback)

Championships

- Hueber was the running backs coach for the Badgers' 1993 Big Ten champion and the offensive line coach for the UW's 1998 and 1999 league champions.

Players He's Coached

- Listed here are some of the top players Hueber has coached during his 31-year career:

Al Johnson, 2002 Rimington Trophy finalist

Casey Rabach, 2000 first-team All-American

Chris McIntosh, 1999 Outland Trophy finalist

Aaron Gibson, 1998 Lombardi Award finalist

Brent Moss, 1993 Big Ten MVP

Personal

- A 1971 graduate of South Dakota.
- Jim and his wife, Nancy, have four children: Jeffrey, Jonathan, Joseph and Kristine.

Ron Lee

Defensive Backs

At Wisconsin

- Enters third season at Wisconsin.
- Coached safety Jim Leonhard, who tied Jamar Fletcher for most career interceptions (21) at UW, to first-team All-Big Ten and All-America honors in 2003 and 2004.
- Also coached cornerback Scott Starks, a 2004 first-team All-Big Ten selection and team MVP. Starks was a third-round pick of Jacksonville in the 2005 draft.

Prior to Wisconsin

Defensive Coordinator and Defensive Backs Coach at San Jose State from 2001-02

- The Spartans ranked No. 3 nationally in passes intercepted (23) in 2002 and No. 4 nationally in turnovers gained (38).
- SJSU was the only school in the nation with three players ranked among the top 100 nationally in interceptions in 2002.

Assistant Coach at Colorado State from 1993-2000

- Under Lee, Greg Myers won the 1995 Jim Thorpe Award as the nation's best defensive back.
- The Rams led the nation in turnover margin in 1997.

Assistant Coach at Idaho in 1992


Assistant Coach at Portland State in 1991

- Portland State was an NCAA Division II semifinalist in 1991.

Graduate Assistant Coach at Miami (Fla.) from 1989-90

Bowl Games

- Lee has participated in 10 bowl games as a player (at Washington State: '88 Aloha) or coach (at Miami: '90 Sugar, '91 Cotton; at Colorado State: '94 Holiday, '95 Holiday, '97 Holiday, '99 Liberty, '00 Liberty; at Wisconsin: '03 Music City, '05 Outback)



The Lee Family

Championships

- In addition to Miami's national title in 1989, he was a part of five conference titles at Colorado State, one at Idaho and one at Portland State.

Players He's Coached

- Listed here are some of the top players Lee has coached during his 15-year career:

Greg Myers, 1995 Jim Thorpe Award winner, Colorado State

Gerald Jones, No. 3 nationally in INTs at San Jose State in 2002

James Fuller, San Diego Chargers

Ray Jackson, Cleveland Browns

Eric Olson, Jacksonville Jaguars

John Howell, Tampa Bay Buccaneers

Jason Craft, Jacksonville Jaguars

Jim Leonhard, shares lead for most career interceptions at UW

Scott Starks, Jacksonville Jaguars

Personal

- A native of Tulare, Calif., Lee graduated from Washington State in 1989 with a B.A. in child and family studies.
- He was a four-year letterwinner as a defensive back for the Cougars from 1985-88. He led the Pac-10 in fumbles forced in 1986.
- He is married (Eileen) and has five children: Aubree, 14; Jamison, 13; Kayla, 12; Christopher, 6; and Madison, 3.

Henry Mason

Wide Receivers

At Wisconsin

- Enters 11th season at Wisconsin.
- Recruited and coached Bedford, Ohio, natives Chris Chambers and Lee Evans, both of whom starred for the Badgers.
- Evans put together the greatest season ever by a Badger receiver in 2001 when he set the Big Ten record for receiving yards (1,545) in a season. He also set UW career records for receptions (175), receiving yards (3,468) and receiving touchdowns (27). He was a 2004 NFL first-round draft choice of the Buffalo Bills.
- Chambers, the school's MVP in 2000, is one of only three Badgers (Al Toon and Evans are the others) in history to record more than 2,000 yards receiving. Chambers was picked by Miami in the second round of the 2001 NFL Draft.
- In the mid-1990s, coached Tony Simmons and Donald Hayes who formed one of the best wide receiver tandems in college football. That duo ranks fourth (Simmons) and seventh (Hayes) in career yardage at Wisconsin.
- In 2002, with Evans injured, Mason developed freshmen Jonathan Orr and Brandon Williams into aerial threats. Orr's 842 receiving yards were a UW rookie record as were Williams' 52 catches. Both players were second-team freshman All-Americans according to *The Sporting News*.


Prior to Wisconsin

Assistant Coach at Western Michigan from 1991-94

- The Broncos led the Mid-American Conference in passing three times in Mason's four seasons.

Head Coach at Smith-Cotton (Mo.) High School from 1982-90

- His 1988 team became the first in 13 years at the school to post a winning record.



Assistant Coach at Baker University in 1981

Assistant Coach at Lexington (Mo.) High School from 1979-80

Bowl Games

- Mason has coached in eight bowl games ('96 Copper, '98 Outback, '99 Rose, '00 Rose, '00 Sun, '02 Alamo, '03 Music City, '05 Outback), all at Wisconsin.

Championships

- Mason was the wide receivers coach for the Badgers' 1998 and 1999 Big Ten championship teams.

Players He's Coached

- Here are some of the top players Mason has coached during his 15-year career:

Lee Evans, All-American, Biletnikoff Award finalist, school's career receiving leader, NFL first-round draft choice

Chris Chambers, 2000 team MVP, No. 3 on UW's all-time receiving yards list, NFL second-round draft choice



The Mason Family

Tony Simmons, school career record-holder for highest average per reception, 1998 NFL second-round draft choice

Donald Hayes, 1998 NFL fourth-round draft choice, No. 7 in career receiving yards at UW

Personal


- Mason is a 1979 graduate of Central Missouri State.
- He lettered in football and baseball at Central Missouri State.
- Mason was drafted by the Baltimore Colts and played one season with the St. Louis Cardinals.
- His wife's name is Debbie.

Brian Murphy

Special Teams & Outside Linebackers

At Wisconsin

- Enters fourth season at Wisconsin.
- Murphy has worked for the Wisconsin football program in five different capacities.
- Jim Leonhard finished as the Big Ten's career leader in punt return yardage with 1,347.
- Brandon Williams was the Big Ten's seventh-ranked kickoff returner in 2003 and was eighth in 2002. He needs just 46 yards to become the school's all-time leading kickoff returner.
- Wisconsin blocked two kicks in 2004.



The Murphy Family

Prior to Wisconsin

Assistant Coach at Lehigh in 1999

Defensive Coordinator at San Diego in 1998

Graduate Assistant Coach at Baylor in 1997

- Assisted with the defensive backs

Graduate Assistant Coach at Wisconsin from 1994-96

- Assisted with the defensive line in 1995 and 1996
- Assisted with the offensive line in 1994, while helping direct recruiting efforts

Academic liaison at Wisconsin in 1993

Assistant Coach at Benedictine (Ill.) in 1992

- Worked with the defensive line

Bowl Games

- Murphy has coached in five bowl games ('94 Hall of Fame, '96 Copper, '02 Alamo, '03 Music City, '05 Outback), all at Wisconsin.

Players He's Coached

- Here are some of the players that Murphy has coached during his 11-year career:

Jim Leonhard, Big Ten's all-time punt return leader with 1,347 yards

Brandon Williams, No. 2 in career kickoff return yards at UW after just three years

Mike Allen, 39 career field goals rank third all-time at Wisconsin

Personal

- Murphy earned a B.A. in international relations from Lehigh in 1992 where he was a four-year letterwinner as a defensive lineman.
- He also earned a M.S. in education administration from UW-Madison in 1997.
- He and his wife, Maggie, have two children: son Eamon and daughter Flynn.

John Palermo

Assistant Head Coach & Defensive Line

At Wisconsin

- Enters 15th year at Wisconsin.
- Palermo's time at UW has been split between coaching outside linebackers (1991-94) and the defensive line (1995-present).
- Guided Erasmus James to become a consensus All-American and the Big Ten Defensive Player of the Year in 2004.
- His entire 2004 defensive line was selected in the 2005 NFL draft.
- Tutored Wendell Bryant, who was the 12th pick overall (to Arizona) in the 2002 NFL Draft after being named the Big Ten's Defensive Lineman of the Year for the second consecutive campaign.
- The 1998 Badger defenders ranked first nationally in scoring, fourth in rushing, fifth in total and seventh in pass efficiency defense. That defense was led by Tom Burke, the hard-charging defensive end tutored by Palermo. Burke led the nation and set a Big Ten record for quarterback sacks. Burke was Palermo's second All-America end at UW.
- His first national honor recipient at UW was Tarek Saleh, who set many school sack and TFL marks and earned All-America praise in 1996.
- Has been on staff for 107 of Alvarez's 108 victories at Wisconsin.

Prior to Wisconsin


Head Coach at Austin Peay State in 1990

Assistant Coach at Notre Dame from 1988-89

Assistant Coach at Minnesota from 1984-87

Assistant Coach at Appalachian State in 1983

Assistant Coach at Memphis State from 1980-82



Assistant Coach at Austin Peay State in 1979

Assistant Coach at North Carolina State from 1977-78

Bowl Games

- Palermo has coached in 16 bowl games during his career (at North Carolina State: '77 Peach, '78 Tangerine; at Minnesota: '85 Independence, '86 Liberty; at Notre Dame: '89 Fiesta, '90 Orange; at Wisconsin: '94 Rose, '95 Hall of Fame, '96 Copper, '98 Outback, '99 Rose, '00 Rose, '00 Sun, '02 Alamo, '03 Music City, '05 Outback)

Championships

- Palermo was an assistant coach with Notre Dame's 1988 national championship team, as well as Wisconsin's Big Ten and Rose Bowl winners in 1993, 1998 and 1999.

Players He's Coached

- Here is a list of some of the players that Palermo has coached during his 25-year career:



The Palermo Family

Chris Zorich, consensus All-American and Lombardi Award winner, Notre Dame

Richard Woznick, consensus I-AA All-American, Austin Peay State University

Tarek Saleh, 1996 All-American, UW's career QB sack leader

Tom Burke, 1998 Big Ten Defensive Player of the Year and consensus All-American

Wendell Bryant, 2001 All-American, first-round NFL draft choice

Anttaj Hawthorne, two-time first-team All-Big Ten selection

Erasmus James, 2004 consensus All-American, Big Ten Defensive Player of the Year, 2005 first-round NFL draft choice

Personal

- Palermo is a 1974 graduate of Florida State University.
- John, and his wife, Donna, have a son (Jason) and a daughter (Jessica). Jason is a senior offensive lineman for the Badgers.

Brian White

Co-offensive Coordinator & Running Backs

At Wisconsin

- Enters 11th season at Wisconsin and seventh as the offensive coordinator.
- In his rookie season at the controls of the offense (1999), the Badgers set a school scoring record and finished 10th nationally in that category.
- In 2000, first-year starter Michael Bennett was the NCAA's third-leading rusher, but the team also had a school-record six 200-yard passing games.
- In 2001 Anthony Davis was the nation's fifth-leading rusher and Big Ten Freshman of the Year, Lee Evans set the Big Ten record for receiving yards in a season (1,545) and quarterbacks Brooks Bollinger and Jim Sorgi each threw for more than 1,000 yards.
- Davis rushed for a UW sophomore-record 1,555 yards in 2002, while receivers Jonathan Orr and Brandon Williams were second-team freshman All-Americans by *The Sporting News*.
- Davis finished his career as the second-leading rusher in UW history and No. 5 all-time in the Big Ten.
- Evans set UW career records for receptions, receiving yards and receiving touchdowns with White calling the plays.
- As backfield coach, White helped the Badgers produce a 1,000-yard rusher in each of his first eight seasons at the school. The UW has led the Big Ten in rushing three times (1996, 1998 and 1999) with White on staff.
- Served as Ron Dayne's position coach during his run to the 1999 Heisman Trophy and the NCAA Division I-A career rushing mark.


Prior to Wisconsin

Assistant Coach at UNLV in 1990-92 and 1994

Assistant Coach at Nevada in 1993

Graduate Assistant Coach at Notre Dame from 1988-89

Graduate Assistant Coach at Fordham from 1986-87



Bowl Games

- White has coached in 11 bowl games during his career (at Notre Dame: '89 Fiesta, '90 Orange; at UNLV: '94 Las Vegas; at Wisconsin: '96 Copper, '98 Outback, '99 Rose, '00 Rose, '00 Sun, '02 Alamo, '03 Music City, '05 Outback)

Championships

- White served as the running backs coach during the Badgers' 1998 Big Ten championship and was the offensive coordinator when they won the conference title in 1999. He was a graduate assistant at Notre Dame when it won the national championship in 1988.


Players He's Coached

- Here are some of the players that White has coached during his 19-year career:

Ricky Watters, 1991 NFL second-round draft choice, Notre Dame

Reggie Brooks, team MVP and 1993 NFL second-round draft choice, Notre Dame

Ron Dayne, 1999 Heisman Trophy winner and college football's career rushing leader



The White Family

Michael Bennett, nation's third-leading rusher in 2000 and a 2001 NFL first-round draft choice

Anthony Davis, 2001 Big Ten Freshman of the Year, second-leading rusher in school history, fifth-leading rusher in Big Ten history

Personal

- The former Harvard quarterback earned his B.A. in 1986, an M.A. from Fordham in 1988 and an M.B.A. from Notre Dame in 1990.
- Brian and his wife, Salli, have a daughter, Cassi, and a son, Jackson.

FOOTBALL SUPPORT STAFF



Lisa Powell
Program Asst.



Sandy Freye
Program Asst.




Sharon Betlach
Program Asst.



Jeremy Sinz
Football
Operations



E.K. Franks
Grad. Asst.



Dave Blaker
Video



Brian Bott
Strength/Cond.



Terry Calloway
Equipment



Alex Hodge
Video



Mike Moll
Athletic Trainer



Brian Moore
Tickets



Clark Pearson
Athletic Trainer



Mark Peeler
Equipment

Jeremy Sinz is in his fourth season at Wisconsin and third as Director of Football Operations. Sinz was previously a graduate assistant at Syracuse and an OLB coach at Harvard. Sinz is a 1998 graduate of St. Cloud State, where he was a three-time all-conference LB. A native of Edgar, Wis., he played prep football for his father, Jerry, at Edgar High. Sinz and his wife, Tracey, have a son, Jacob.

E.K. Franks returns for his second season as a graduate assistant at UW. He assists with the defense. Franks spent a year as defensive line coach at Southwest Texas before joining UW. Franks assisted the football program at Kansas State for three years in a variety of roles. He lettered as a wrestler at Oklahoma and also played football at Coffeyville C.C. and SW Missouri State. He is a graduate of Central Oklahoma.

Senior Department Staff

Jamie Pollard Deputy Athletic Director



Jamie Pollard was named Deputy Athletic Director for the UW-Madison in 2003 and in that role serves as the No. 2 administrator in the Division of Intercollegiate Athletics. He is responsible for the overall administration of the

Badgers' 23-sport, \$72 million athletic department. In addition, he represents Barry Alvarez at all national, conference and university meetings when necessary.

Prior to being named Deputy Athletic Director, Pollard served as the division's Chief Financial Officer and Senior Associate Athletic Director. He developed a comprehensive strategic financial plan ("Keeping Big Red in the Black") that increased the division's operating reserve to \$7 million and allowed the university to move forward on the \$109 million renovation of Camp Randall Stadium. He also assisted with the development of the school's inaugural

preferential seating program that is generating more than \$9 million annually for the athletic program and he helped negotiate a multi-year, multi-million dollar contract for media and marketing rights that is one of the largest college contracts in the country.

Pollard has also been the sports administrator for the men's and women's basketball programs since 2001-02. During that time the men's basketball program won back-to-back Big Ten championships, the 2004 Big Ten Tournament and advanced to the 2005 Elite Eight. He also served as the Tournament Manager when the university hosted the 2002 NCAA Men's Basketball Midwest Regional.

In the fall of 2003, Pollard was selected by *Street & Smith's Sports Business Journal* as a recipient of its "Top Forty Under 40" Award. It is given annually to the 40 most influential and creative individuals in sports under the age of 40. Pollard is the first intercollegiate sports administrator ever honored by the magazine. Pollard has served as the President for the Collegiate Athletic Business Managers Association (CABMA) and was chosen by his peers as the 2002 Business Manager of the Year.

He was appointed by UW-Madison Chancellor John D. Wiley to serve as the cam-

pus chair of the Partners in Giving campaign that benefits more than 300 non-profit organizations. Pollard led the 2004 campaign for the University, which resulted in 4,500 employees donating \$1.46 million. Both the number of donors and donation levels were records for the institution.


His other intercollegiate administration experience came as Associate AD for Administration at Maryland (1994-98) and Associate AD for Internal Operations at St. Louis (1989-94). In both roles, he assisted with balancing budgets and creating reserves while helping implement gender equity plans.

In addition to his role at Wisconsin, Pollard founded Collegiate Financial Services, LLC, a private data research company that provided strategic financial planning and research services to athletic administrators, university presidents and conference commissioners.

Pollard, who was the 1987 NCAA Division III national champion in the 5,000-meter run and a two time Division III All-American, has a B.S. degree in business administration from UW-Oshkosh (1987). He is in that school's athletic hall of fame. Pollard and his wife, Ellen, have four children, (Thomas, Annie, Maggie and James).

Senior Department Staff

Doug Beard Administration



Doug Beard begins his fourth year on the UW senior-level administrative team as associate athletic director for administration. Beard supervises the men's and women's hockey, event operations, food and beverage service, busi-

ness and finance, human resources, compliance and sports medicine units.

Beard joined the UW staff in 2001 as assistant AD for event management as well as helping administer the department's internal operations. He was promoted to associate AD in 2002. Before coming to Wisconsin, Beard worked at UW-Milwaukee from 1989-2001 and UW-Stout from 1987-89.

Beard, originally from Kennebunkport, Maine, has a B.S. degree in business administration from New Hampshire (1985) and an M.A. degree in athletic administration from Kent State (1987).

His wife's name is Patricia and his step-daughter is Lindsay.

David Harris Academic Services



David Harris, director of academic services at Wisconsin since 2002, was named associate AD for academic services in July of 2004.

Harris came to UW after serving as director of academic support for the athletic department at

the University of Mississippi since 1998. His responsibility at Ole Miss was to develop and execute a comprehensive academic support program for more than 350 student-athletes.

A defensive tackle at Ole Miss, Harris earned his B.B.A. (in 1993) and his M.B.A. (1995). He is a 2002 graduate of the NCAA Leadership Institute for Ethnic Minority Males. He also was a facilitator for the 2002 and '03 NCAA Student-Athlete Leadership Conferences, the 2004 NCAA Division I Regional Conference and was a team leader for the '02 CHAMPS Life Skills Continuing Education Conference.

Harris is a member of the National Association of Academic Advisors for Athletics (N4A) and served as a faculty member for the 2005 N4A Professional Development Institute. He and his wife, Felicia, have a 3-year-old daughter, Kaitlyn.

John Chadima Operations



John Chadima began serving as the department's associate AD for operations in 2003. He is in charge of managing capital projects, including the renovation of Camp Randall Stadium, and supervising the facilities, maintenance,

equipment and strength and conditioning staffs. He also is the department liaison with University Ridge Golf Course and has administrative oversight of the football, men's and women's golf and rowing programs.

Chadima was previously the director of football operations (1990-1997 and 2000-03) where he was responsible for coordinating team travel, scheduling, preseason training camp, the summer jobs program and maintaining the sports multi-million dollar budget. He was the schools director of facilities and events (1997-2000) in between assignments with the football team.

Chadima has a B.S. degree (1988) in physical education with an emphasis in athletic administration from Iowa. He also studied in the masters programs (for athletic administration) at both Iowa and Wisconsin.

Steve Malchow Communications



Steve Malchow was named to the department's senior staff as associate athletic director for communications in 2003. He oversees the athletic communications, Web site, technical and video service functions of the department.

Malchow served the UW as director of men's sports information (1990-2001) until a promotion to assistant AD (2002).

He was UW's football media contact for 11 years and served as the chief strategist for Ron Dayne's Heisman Trophy-winning campaign in 1999, when he was named SID of the Year by the National Football Foundation. Malchow was also Media Coordinator for the 2002 NCAA Men's Basketball Midwest Regional at the Kohl Center.

Malchow worked in the sports information office (1985-89) at Iowa, where he was the media contact for the men's basketball team.

Malchow has B.B.A. degrees in marketing (1984) and management information systems (1990) from Iowa. He and his wife, Barb (the former SID at Illinois), have a son, Bryce.

Terry Gawlik Sports Administration



Terry Gawlik was promoted to associate AD for sports administration and Senior Woman Administrator in 2005 after serving seven years as assistant AD for sports administration.


Gawlik oversees men's and women's cross coun-

try, men's and women's soccer, softball, men's and women's swimming, men's and women's tennis, men's and women's track, volleyball and wrestling.

Prior to becoming an AD, Gawlik served as an administrative assistant and event coordinator from 1994-98, supervising game-day operations, post-season tournaments and booster club events for men's and women's basketball and volleyball, as well as assisting with marketing and promotions.

A 1981 graduate of Southwestern University with a bachelor's degree in physical education and English, Gawlik earned her master's in physical education and educational administration from Texas State University in 1983. She resides in Middleton with her husband, Dan.

Vince Sweeney External Relations



Vince Sweeney, the department's senior associate athletic director for external relations since 2002, has been part of the UW Athletic Department's administrative team for 14 years. He manages the marketing and promotions,

ticketing and fundraising components of the division and is the department liaison with the Wisconsin Alumni Association, National W Club, Trademark Licensing Office and Badger Sports Properties.

A native of Madison and a 1978 graduate of UW's School of Journalism, Sweeney spent 13 years in sports journalism at daily newspapers in Madison, Milwaukee and Los Angeles. Under Sweeney's direction as sports editor of *The Capital Times*, the paper's sports section won three national awards. Sweeney returned to UW in 1990 as its director of trademark licensing. He was given additional responsibilities in 1991 and served as the athletic department's director of marketing until 1994, when he was promoted to associate athletic director for external relations in 1994. He and his wife, Sharon, have two daughters, Kelsey and Keara.

Athletic Department Staff



John Dettmann
Strength & Cond.



Justin Doherty
Athletic Communications



Tam Flarup
Web Site Services



Barry Fox
Facilities



Nancy Graff Schultz
Human Resources




Dennis Helwig
Athletic Training



Corbin Hunt
Ath. Ticket Office



Trent Jackson
UW Foundation



John Jentz
Budget & Finance



Kevin Kluender
Marketing



Terry Murawski
National W Club




Todd Nelson
Event Management



Marija Neubauer
Badger Fund




Rob Porteus
Video Services




Jim Roberts
Technical Services



Josette Scheer
Spirit Squads



Terry Schlatter
Equipment



Tim Taggart
Food & Beverage



Cindy Van Matre
Trademark Licensing



Steve Waterfield
Compliance




Tom Wistrill
Badger Sports
Properties

2005 Items of Interest

2005 BADGERS

- Wisconsin has a new coordinator for the second straight season, as Paul Chryst joined the Badgers as co-offensive coordinator. Chryst, who played at Wisconsin in the 1980s, served most recently as offensive coordinator at Oregon State the past two seasons.
- Head coach Barry Alvarez earned his 100th career win at Wisconsin after the Badgers defeated UCF 34-6 in the 2004 season opener. He became just the 10th coach in Big Ten history to win 100 games at one conference institution. With 108 total victories, Alvarez needs just four more to surpass Duffy Daugherty (109) and John Cooper (11) to move up to eighth on the list.
- Defensive coordinator Bret Bielema made an immediate impact in his first year (2004). Through nine games, Wisconsin led the nation in scoring defense (9.1 ppg) and was third in total defense. UW ended the season sixth nationally in scoring defense and ninth in total defense.
- Wisconsin qualified for its 10th bowl game (Outback) in the past 12 seasons in 2004, joining Michigan and Ohio State as the only three Big Ten teams to play in at least 10 bowl games in the past 12 years.
- UW returns 10 of the 22 players—six on offense, four on defense—who started in the 2005 Outback Bowl against Georgia. UW will be looking to replace some key figures from the 2004 team, including the Badgers' second-leading all-time rusher, Anthony Davis (RB), as well as Erasmus James (DE), Anttaj Hawthorne (DT) and Jim Leonhard (DB).
- Wisconsin returns seven players who were picked as honorable mention All-Big Ten in 2004. That list includes WR Brandon Williams (coaches/media), OL Donovan Raiola (coaches/media), OL Joe Thomas (coaches/media), LB Donte Sanders (coaches/media), TE Owen Daniels (coaches/media), DB Brett Bell (coaches) and LB Mark Zalewski (media).
- UW has won at least seven games in 10 of the past 12 seasons, joining Michigan and Ohio State as the only Big Ten teams to accomplish that feat.
- With the expansion at Camp Randall Stadium, the Badgers set new attendance marks in 2004. Although the listed capacity was 81,318—which will decrease slightly in 2005—UW drew a record 83,069 vs. Minnesota on Nov. 6.
- The Badgers' entire 2004 season was sold out prior to the first game. Total home attendance was 494,209, with a six-game average of 82,368, highest in school history.
- Despite missing 11 full games due to injuries, RB Anthony Davis concluded his UW career as the school's second-leading rusher (4,676 yards) and the Big Ten's fifth overall.
- WR Brandon Williams was the team's leading receiver for the second time in his career, catching 42 passes for 517 yards in 2004. With 143 career receptions, the senior needs 32 more to tie Lee Evans' school record of 175.
- Two of the three different Badgers who rushed for 100 yards or more in a game in 2004 will be back this season. Booker Stanley, who tallied a career-high 135 yards against Arizona; and Matt Bernstein, who totaled a career-high 123 yards vs. Penn State, returns for his final year at fullback.
- Camp Randall's \$109 million facelift will be complete in time for the start of the 2005 season. Last year, fans were treated to three videoboards, expanded seating and suites. Currently, the concourses are being widened, restrooms and concession stands are being added, and the press box will get another elevator.
- The Badgers' 2005 schedule features four of the first five games at home, but just two home contests among the final seven. Back on UW's Big Ten slate are Michigan and Indiana, neither of which have played Wisconsin since 2002 (they replace Ohio State and Michigan State). In addition, the Badgers return to Hawaii for the first time since 2000.



Wide receiver Brandon Williams has led Wisconsin in receptions two out of the past three seasons.

Numerical Roster

No.	Name	Pos.	Ht.	Wt.	Yr./El.	Hometown (High School)	No.	Name	Pos.	Ht.	Wt.	Yr./El.	Hometown (High School)
1	Williams, Brandon***	WR	5-11	175	Sr./Sr.	St. Louis, Mo. (Hazelwood East)	38	Landgraf, Ben	LB	6-3	208	So./Fr.	New Berlin, Wis. (Catholic Memorial)
2	Calhoun, Brian	RB	5-10	194	Sr./Jr.	Oak Creek, Wis. (Oak Creek)	41	Zalewski, Mark**	LB	6-2	228	Sr./Jr.	Wausau, Wis. (East)
3	Savage, Bryan	QB	6-4	211	So./Fr.	Clifton Hts., Pa. (The Haverford School)	42	Walker, Jamil	RB	6-2	215	So./So.	Rolling Meadows, Ill. (Palatine Fremd)
3	Strickland, Ben*	DB	5-9	180	Jr./So.	Brookfield, Wis. (Central)	43	Crooks, Andy*	LB	6-3	242	So./So.	Wausau, Wis. (East)
4	White, Johnny*	DB	6-2	217	Jr./Jr.	Pearland, Texas (Pearland)	44	Pressley, Chris	RB	6-1	256	So./So.	Woodbury, N.J. (Woodbury)
5	Cooper, Jamal*	DL	6-4	217	Jr./So.	St. Louis, Mo. (Hazelwood East)	45	Bernstein, Matt***	FB	6-2	266	Sr./Sr.	Scarsdale, N.Y. (Edgemont)
6	Bell, Brett***	DB	6-0	200	Sr./Sr.	Wheaton, Ill. (Warrenville South)		Goode, Elliot***	LB	6-2	239	Sr./Sr.	Manlius, N.Y. (Fayetteville-Manlius)
7	Stocco, John**	QB	6-2	197	Sr./Jr.	Richfield, Minn. (Academy of Holy Angels)	51	Neal, Joshua	LB	5-10	234	So./Fr.	Nashville, Tenn. (Pearl-Cohn)
8	White, Brandon***	WR	6-3	190	Sr./Sr.	Palm Beach, Fla. (Dwyer)	52	Palermo, Jason**	OL	6-3	307	5th/Sr.	Madison, Wis. (Edgewood)
9	Orr, Jonathan***	WR	6-3	190	Sr./Sr.	Detroit, Mich. (Henry Ford)	53	Raiola, Donovan***	OL	6-3	294	Sr./Sr.	Honolulu, Hawaii (Kamehameha)
10	Lewis, Sean	TE	6-7	235	So./Fr.	Oak Lawn, Ill. (Richards)	54	Newkirk, Mike	DL	6-3	250	So./Fr.	Ladysmith, Wis. (Ladysmith-Hawkins)
10	Mehlhoff, Taylor*	K	5-11	179	So./So.	Aberdeen, S.D. (Central)	55	Purcell, Adam	LB	6-1	242	Jr./So.	Oak Creek, Wis. (Milwaukee Marquette)
11	Daniels, Owen***	TE/WR	6-3	247	Sr./Sr.	Naperville, Ill. (Central)	56	Kelly, Brandon*	DL	6-4	250	Jr./So.	Bedford, Ohio (Bedford)
12	Donovan, Tyler*	QB	6-1	187	Jr./So.	Hartland, Wis. (Arrowhead)	57	Johnson, Steve	LB	6-3	247	Jr./So.	Brookfield, Wis. (Central)
12	Gust, Michael	DB	6-1	202	So./Fr.	Menomonie, Wis. (Menomonie)	59	Meckstroth, Victor	LB	6-1	245	Sr./Jr.	Mequon, Wis. (Homestead)
13	Hogan, Casey	DB	6-5	201	Jr./So.	Cross Plains, Wis. (Middleton)	60	Knauf, Luke	OL	6-4	304	Jr./So.	Stratford, Wis. (Stratford)
13	Randle El, Marcus*	WR	5-10	186	So./So.	Markham, Ill. (Thornton)	62	Van Someren, Mike	OL	6-7	315	Jr./So.	Somerset, Wis. (Somerset)
14	Sanders, Dontez***	LB	6-1	208	Sr./Sr.	Bedford, Ohio (Chanel)	63	Urbik, Kraig	OL	6-6	317	So./Fr.	Hudson, Wis. (Hudson)
15	Swan, Luke	WR	6-0	197	Jr./So.	Fennimore, Wis. (Fennimore)	64	Kaye, Danny	OL	6-8	319	Jr./So.	New Berlin, Wis. (Eisenhower)
16	Meier, Craig	QB	6-3	198	So./Fr.	Madison, Wis. (Edgewood)	65	Coleman, Marcus*	OL	6-6	309	Jr./So.	Plymouth, Minn. (Wayzata)
16	Stellmacher, Joe**	DB	6-1	216	Sr./Jr.	Berlin, Wis. (Berlin)	70	Weininger, Andrew	OL	6-6	314	Jr./So.	Harrison, N.Y. (Harrison)
17	Langford, Allen	DB	5-11	187	So./Fr.	Detroit, Mich. (Cass Tech)	72	Thomas, Joe**	OL	6-8	303	Jr./Jr.	Brookfield, Wis. (Central)
18	Crane, Jamar	LB	6-1	200	So./Fr.	Garland, Texas (Garland)	76	Lawrence, Matt**	OL	6-5	288	Sr./Sr.	Millsboro, Del. (Sussex Central)
19	Hubbard, Paul*	WR	6-4	216	Jr./So.	Colorado Springs, Colo. (Widefield)	81	Peck, Dave	TE	6-5	240	So./Fr.	Media, Pa. (Wallingford Strath Haven)
20	Kamoku, James*	DB	6-2	211	Jr./So.	Kailua-Kona, Hawaii (Kealahou)	82	Walker, Joe	WR	6-2	195	So./Fr.	Green Bay, Wis. (Notre Dame Academy)
20	Konkol, Derek	DB	5-9	182	Sr./So.	Amherst, Wis. (Amherst)	84	Pociask, Jason***	TE	6-3	258	Sr./Sr.	Plainfield, Ind. (Plainfield)
21	Balts, Josh	RB	6-1	240	Jr./So.	Barron, Wis. (Barron)	85	Holzbauer, Jeff	WR	5-11	190	Sr./Jr.	Germantown, Wis. (Germantown)
21	Rowan, LeVonne***	DB	6-1	191	Sr./Sr.	Erie, Pa. (Mercyhurst Prep)	88	Minton, Jarvis	WR	6-1	202	So./So.	Arlington, Texas (Mansfield Summit)
22	Rogers, Roderick**	DB	6-2	181	Jr./Jr.	Stone Mountain, Ga. (Stephenson)	89	Nellis, Joel	TE	6-4	239	Sr./Sr.	Madison, Wis. (Memorial)
23	Joran, Paul*	LB	6-3	234	Sr./Jr.	Apple Valley, Minn. (Apple Valley)	91	Chapman, Jason	DL	6-4	280	So./Fr.	Bedford Hts., Ohio (Bedford)
24	Watkins, LaMarr**	LB	6-1	223	Sr./Sr.	Mt. Laurel, N.J. (Lenape)	93	Gorman, Mark*	DL	6-4	275	Sr./Jr.	The Woodlands, Texas (The Woodlands)
24	Rowan, Dywon	RB	5-9	239	Sr./Jr.	Erie, Pa. (Mercyhurst Prep)	94	DeBauche, Ken*	P	6-2	219	Jr./So.	Suamico, Wis. (Bay Port)
26	Hampton, Zach**	WR	5-10	178	Sr./Jr.	Lancaster, Wis. (Lancaster)	94	Yentz, Derek	DL	6-3	252	Jr./So.	Wauwatosa, Wis. (East)
27	Ikegwonu, Jack	DB	6-1	199	So./Fr.	Madison, Wis. (Memorial)	95	Monty, Joe**	DL	6-2	252	Sr./Jr.	Ft. Collins, Colo. (Ft. Collins)
29	Freeman, Antonio	DB	6-0	186	So./Fr.	Milwaukee, Wis. (Wauwatosa West)	96	Hayden, Nick*	DL	6-5	302	So./So.	Hartland, Wis. (Arrowhead)
30	Davis, Jameson	DB	6-0	199	So./Fr.	Hamden, Conn. (Hamden)	97	Standring, Paul	P	6-1	212	Jr./So.	Chicago, Ill. (St. Rita)
31	Egholm, Nate	RB	5-10	218	Jr./So.	Oconomowoc, Wis. (Oconomowoc)	98	Cruse, Gino	DL	6-5	312	So./Fr.	Phoenix, Ariz. (Desert Vista)
32	Stanley, Booker**	RB	5-10	214	Sr./Jr.	Milwaukee, Wis. (Whitefish Bay)	98	Schober, Adam	P/K	5-11	195	So./Fr.	Plano, Texas (Jesuit College Prep)
34	Rentmeester, Bill	FB	6-0	249	So./Fr.	Beaver Dam, Wis. (Beaver Dam)	99	Ostrowski, Justin*	DL	6-5	304	Jr./So.	Portage, Wis. (Portage)
34	Ware, Kurt	TE	6-4	274	Jr./So.	Spring, Texas (Klein Oak)							
37	Brown, Matt	TE	6-5	219	Jr./So.	Madison, Wis. (La Follette)							
37	Arnold, Phil	DB	5-7	170	So./Fr.	Mendota Heights, Minn. (Cretin Derham Hall)							

* - letters won

Alphabetical Roster

No.	Name	Pos.	Ht.	Wt.	Yr./El.	Hometown (High School)	No.	Name	Pos.	Ht.	Wt.	Yr./El.	Hometown (High School)
37	Arnold, Phil	DB	5-7	170	So./Fr.	Mendota Heights, Minn. (Cretin Derham Hall)	95	Monty, Joe**	DL	6-2	252	Sr./Jr.	Ft. Collins, Colo. (Ft. Collins)
21	Balts, Josh	RB	6-1	240	Jr./So.	Barron, Wis. (Barron)	51	Neal, Joshua	LB	5-10	234	So./Fr.	Nashville, Tenn. (Pearl-Cohn)
6	Bell, Brett***	DB	6-0	200	Sr./Sr.	Wheaton, Ill. (Warrenville South)	89	Nellis, Joel	TE	6-4	239	Sr./Sr.	Madison, Wis. (Memorial)
45	Bernstein, Matt***	FB	6-2	266	Sr./Sr.	Scarsdale, N.Y. (Edgemont)	54	Newkirk, Mike	DL	6-3	250	So./Fr.	Ladysmith, Wis. (Ladysmith-Hawkins)
37	Brown, Matt	TE	6-5	219	Jr./So.	Madison, Wis. (La Follette)	9	Orr, Jonathan***	WR	6-3	190	Sr./Sr.	Detroit, Mich. (Henry Ford)
2	Calhoun, Brian	RB	5-10	194	Sr./Jr.	Oak Creek, Wis. (Oak Creek)	99	Ostrowski, Justin*	DL	6-5	304	Jr./So.	Portage, Wis. (Portage)
91	Chapman, Jason	DL	6-4	280	So./Fr.	Bedford Hts., Ohio (Bedford)	52	Palermo, Jason**	OL	6-3	307	5th/Sr.	Madison, Wis. (Edgewood)
65	Coleman, Marcus*	OL	6-6	309	Jr./So.	Plymouth, Minn. (Wayzata)	81	Peck, Dave	TE	6-5	240	So./Fr.	Media, Pa. (Wallingford Strath Haven)
5	Cooper, Jamal*	DL	6-4	217	Jr./So.	St. Louis, Mo. (Hazelwood East)	84	Pociask, Jason***	TE	6-3	258	Sr./Sr.	Plainfield, Ind. (Plainfield)
18	Crane, Jammar	LB	6-1	200	So./Fr.	Garland, Texas (Garland)	44	Pressley, Chris	FB	6-1	256	So./So.	Woodbury, N.J. (Woodbury)
43	Crooks, Andy*	LB	6-3	242	So./So.	Wausau, Wis. (East)	55	Purcell, Adam	DL	6-1	242	Jr./So.	Oak Creek, Wis. (Milwaukee Marquette)
98	Cruse, Gino	DL	6-5	312	So./Fr.	Phoenix, Ariz. (Desert Vista)	53	Raiola, Donovan***	OL	6-3	294	Sr./Sr.	Honolulu, Hawaii (Kamehameha)
11	Daniels, Owen***	TE/WR	6-3	247	Sr./Sr.	Naperville, Ill. (Central)	13	Randle El, Marcus*	WR	5-10	186	So./So.	Markham, Ill. (Thornton)
30	Davis, Jameson	DB	6-0	199	So./Fr.	Hamden, Conn. (Hamden)	34	Rentmeester, Bill	FB	6-0	249	So./Fr.	Beaver Dam, Wis. (Beaver Dam)
94	DeBauche, Ken*	P	6-2	219	Jr./So.	Suamico, Wis. (Bay Port)	22	Rogers, Roderick**	DB	6-2	181	Jr./Jr.	Stone Mountain, Ga. (Stephenson)
12	Donovan, Tyler*	QB	6-1	187	Jr./So.	Hartland, Wis. (Arrowhead)	24	Rowan, Dywon	RB	5-9	239	Sr./Jr.	Erie, Pa. (Mercyhurst Prep)
31	Egholm, Nate	DB	5-10	218	Jr./So.	Oconomowoc, Wis. (Oconomowoc)	21	Rowan, Levonne***	DB	6-1	191	Sr./Sr.	Erie, Pa. (Mercyhurst Prep)
29	Freeman, Antonio	DB	6-0	186	So./Fr.	Milwaukee, Wis. (Wauwatosa West)	14	Sanders, Donte***	LB	6-1	208	Sr./Sr.	Bedford, Ohio (Chanel)
47	Goode, Elliot***	LB	6-2	239	Sr./Sr.	Manlius, N.Y. (Fayetteville-Manlius)	3	Savage, Bryan	QB	6-4	211	So./Fr.	Clifton Hts., Pa. (The Haverford School)
93	Gorman, Mark*	DL	6-4	275	Sr./Jr.	The Woodlands, Texas (The Woodlands)	98	Schober, Adam	K	5-11	195	So./Fr.	Plano, Texas (Jesuit College Prep)
12	Gust, Michael	DB	6-1	202	So./Fr.	Menomonie, Wis. (Menomonie)	97	Standring, Paul	P	6-1	212	Jr./So.	Chicago, Ill. (St. Rita)
26	Hampton, Zach**	DB	5-10	178	Sr./Jr.	Lancaster, Wis. (Lancaster)	32	Stanley, Booker**	RB	5-10	214	Sr./Jr.	Milwaukee, Wis. (Whitefish Bay)
96	Hayden, Nick*	DL	6-5	302	So./So.	Hartland, Wis. (Arrowhead)	16	Stellmacher, Joe**	DB	6-1	216	Sr./Jr.	Berlin, Wis. (Berlin)
13	Hogan, Casey	LB	6-5	201	Jr./So.	Cross Plains, Wis. (Middleton)	7	Stocco, John**	QB	6-2	197	Sr./Jr.	Richfield, Minn. (Academy of Holy Angels)
85	Holzbauer, Jeff	WR	5-11	190	Sr./Jr.	Germantown, Wis. (Germantown)	3	Strickland, Ben*	DB	5-9	180	Jr./So.	Brookfield, Wis. (Central)
19	Hubbard, Paul*	WR	6-4	216	Jr./So.	Colorado Springs, Colo. (Widefield)	15	Swan, Luke	WR	6-0	197	Jr./So.	Fennimore, Wis. (Fennimore)
27	Ikegwuonu, Jack	DB	6-1	199	So./Fr.	Madison, Wis. (Memorial)	72	Thomas, Joe*	OL	6-8	303	Jr./Jr.	Brookfield, Wis. (Central)
57	Johnson, Steve	LS	6-3	247	Jr./So.	Brookfield, Wis. (Central)	63	Urbik, Kraig	OL	6-6	317	So./Fr.	Hudson, Wis. (Hudson)
23	Joran, Paul*	LB	6-3	234	Sr./Jr.	Apple Valley, Minn. (Apple Valley)	62	Van Someren, Mike	OL	6-7	315	Jr./So.	Somerset, Wis. (Somerset)
20	Kamoku, James*	DB	6-2	211	Jr./So.	Kailua-Kona, Hawaii (Kealahou)	42	Walker, Jamil	RB	6-2	215	So./So.	Rolling Meadows, Ill. (Palatine Fremd)
64	Kaye, Danny	OL	6-8	319	Jr./So.	New Berlin, Wis. (Eisenhower)	82	Walker, Joe	WR	6-2	195	So./Fr.	Green Bay, Wis. (Notre Dame Academy)
56	Kelly, Brandon*	DL	6-4	250	Jr./So.	Bedford, Ohio (Bedford)	34	Ware, Kurt	DL	6-4	274	Jr./So.	Spring, Texas (Klein Oak)
60	Knauf, Luke	OL	6-4	304	Jr./So.	Stratford, Wis. (Stratford)	24	Watkins, LaMarr*	LB	6-1	223	Sr./Sr.	Mt. Laurel, N.J. (Lenape)
20	Konkol, Derek	WR	5-9	182	Sr./So.	Amherst, Wis. (Amherst)	70	Weininger, Andrew	OL	6-6	314	Jr./So.	Harrison, N.Y. (Harrison)
38	Landgraf, Ben	LB	6-3	208	So./Fr.	New Berlin, Wis. (Catholic Memorial)	8	White, Brandon***	WR	6-3	190	Sr./Sr.	Palm Beach, Fla. (Dwyer)
17	Langford, Allen	DB	5-11	187	So./Fr.	Detroit, Mich. (Cass Tech)	4	White, Johnny*	DB	6-2	217	Jr./Jr.	Pearland, Texas (Pearland)
76	Lawrence, Matt**	OL	6-5	288	Sr./Sr.	Millsboro, Del. (Sussex Central)	1	Williams, Brandon***	WR	5-11	175	Sr./Sr.	St. Louis, Mo. (Hazelwood East)
10	Lewis, Sean	TE	6-7	235	So./Fr.	Oak Lawn, Ill. (Richards)	94	Yentz, Derek	DL	6-3	252	Jr./So.	Wauwatosa, Wis. (East)
59	Meckstroth, Victor	LB	6-1	245	Sr./Jr.	Mequon, Wis. (Homestead)	41	Zalewski, Mark**	LB	6-2	228	Sr./Jr.	Wausau, Wis. (East)
10	Mehlhoff, Taylor*	K	5-11	179	So./So.	Aberdeen, S.D. (Central)							
16	Meier, Craig	QB	6-3	198	So./Fr.	Madison, Wis. (Edgewood)							
88	Minton, Jarvis	WR	6-1	202	So./So.	Arlington, Texas (Mansfield Summit)							

* - letters won

Depth Chart

Offense

Quarterback

- 7 John Stocco, 6-2, 197, Jr.
- 12 Tyler Donovan, 6-1, 187, So.
- 3 Bryan Savage, 6-4, 211, Fr.
- 16 Craig Meier, 6-3, 198, Fr.

Tailback

- 2 Brian Calhoun, 5-10, 194, Jr.
- 32 Booker Stanley, 5-10, 214, Jr.
- 24 Dywon Rowan, 5-9, 239, Jr.
- 42 Jamil Walker, 6-2, 215, So.

Fullback

- 45 Matt Bernstein, 6-2, 266, Sr.
- 44 Chris Pressley, 6-1, 256, So.
- 21 Josh Balts, 6-1, 240, So.
- 34 Bill Rentmeester, 6-0, 249, Fr.

Wide Receiver

- 9 Jonathan Orr, 6-3, 190, Sr.
- 88 Jarvis Minton, 6-1, 202, So.
- 19 Paul Hubbard, 6-4, 216, So.
- 46 Joe Walker, 6-2, 195, Fr.
- 17 Dustin Warner, 6-2, 199, Fr.

Wide Receiver

- 1 Brandon Williams, 5-11, 175, Sr.
- 8 Brandon White, 6-3, 190, Sr.
- 85 Jeff Holzbauer, 5-11, 190, Jr.
- 13 Marcus Randle El, 5-10, 186, So.
- 15 Luke Swan, 6-0, 197, So.
- 20 Derek Konkol, 5-9, 182, So.

Tight End

- 84 Jason Pociask, 6-3, 258, Sr.
- 11 Owen Daniels, 6-3, 247, Sr.
- 89 Joel Nellis, 6-4, 239, Sr.
- 10 Sean Lewis, 6-7, 235, Fr.
- 81 Dave Peck, 6-5, 240, Fr.
- 37 Matt Brown, 6-5, 219, So.

Left Tackle

- 72 Joe Thomas, 6-8, 303, Jr.
- 70 Andrew Weininger, 6-6, 314, So.

Left Guard

- 76 Matt Lawrence, 6-5, 288, Sr.
- 75 Andy Kemp, 6-6, 316, Fr.

Center

- 53 Donovan Raiola, 6-3, 294, Sr.
- 60 Luke Knauf, 6-4, 304, So.

Right Guard

- 52 Jason Palermo, 6-3, 307, Sr.
- 65 Marcus Coleman, 6-6, 309, So.

Right Tackle

- 63 Kraig Urbik, 6-6, 317, Fr.
- 64 Danny Kaye, 6-8, 319, So.

Defense

Left End

- 95 Joe Monty, 6-2, 252, Jr. OR
- 34 Kurt Ware, 6-4, 274, So.
- 56 Brandon Kelly, 6-4, 250, So.

Left Tackle

- 99 Justin Ostrowski, 6-5, 304, So.
- 54 Mike Newkirk, 6-3, 250, Fr.
- 94 Derek Yentz, 6-3, 252, So.

Right Tackle

- 96 Nick Hayden, 6-5, 302, So.
- 93 Mark Gorman, 6-4, 275, Jr.
- 98 Gino Cruse, 6-5, 312, Fr.

Right End

- 5 Jamal Cooper, 6-4, 217, So. OR
- 91 Jason Chapman, 6-4, 280, Fr.
- 55 Adam Purcell, 6-1, 242, So.

Will Linebacker

- 24 LaMarr Watkins, 6-1, 223, Sr.
- 14 Dontez Sanders, 6-1, 208, Sr. OR
- 18 Jammar Crane, 6-1, 200, Fr.

Mike Linebacker

- 43 Andy Crooks, 6-3, 242, So.
- 51 Joshua Neal, 5-10, 234, Fr.
- 23 Paul Joran, 6-3, 234, Jr.
- 59 Victor Meckstroth, 6-1, 245, Jr.
- 47 Elliot Goode, 6-2, 239, Sr.

Sam Linebacker

- 41 Mark Zalewski, 6-2, 228, Jr.
- 13 Casey Hogan, 6-5, 201, So.
- 38 Ben Landgraf, 6-3, 208, Fr.

Left Cornerback

- 21 Levonne Rowan, 6-1, 191, Sr.
- 27 Jack Ikegwuonu, 6-1, 199, Fr.
- 29 Antonio Freeman, 6-0, 186, Fr.

Free Safety

- 22 Roderick Rogers, 6-2, 181, Jr.
- 26 Zach Hampton, 5-10, 178, Jr.
- 30 Jameson Davis, 6-0, 199, Fr.

Strong Safety

- 36 Johnny White, 6-2, 217, Jr.
- 16 Joe Stellmacher, 6-1, 216, Jr.
- 20 James Kamoku, 6-2, 211, So.

Right Cornerback

- 6 Brett Bell, 6-0, 200, Sr.
- 17 Allen Langford, 5-11, 187, Fr.
- 3 Ben Strickland, 5-9, 180, So.

Special Teams

Punter

- 94 Ken DeBauche, 6-2, 219, So.
- 97 Paul Standing, 6-1, 212, So.

Placekicker

- 10 Taylor Melhaff, 5-11, 179, So.
- 98 Adam Schober, 5-11, 195, Fr.

Long Snapper

- 57 Steven Johnson, 6-3, 247, So.
- 81 Dave Peck, 6-5, 240, Fr.

Holder

- 94 Ken DeBauche, 6-2, 219, So.
- 97 Paul Standing, 6-1, 212, So.

Punt Returners

- 2 Brian Calhoun, 5-10, 194, Jr.
- 1 Brandon Williams, 5-11, 175, Sr.

Kickoff Returners

- 88 Jarvis Minton, 6-1, 202, So.
- 42 Jamil Walker, 6-2, 215, So.

PRONUNCIATIONS

- Ken DeBauche (de-BUSH)
- Jack Ikegwuonu (ike-uh-GWAH-new)
- James Kamoku (kah-mo-KOO)
- Luke Knauf (kuh-NAWF)
- Jason Pociask (POE-zee-ack)
- Donovan Raiola (ray-OH-luh)
- Dywon Rowan (deh-WAHN)
- John Stocco (STOCK-o)
- Andrew Weininger (WYE-ning-ger)

Meet the Badger Veterans

37 Phil Arnold

DB, 5-7, 170, So./Fr.

Mendota Heights, Minn. (Cretin Derham Hall)




Joined team as a walk-on in spring of 2005 ... **High School:** Three-time all-conference selection ... honorable mention all-state pick and team captain his senior year ... finished career with 15 interceptions, 131 tackles and seven defensive touchdowns ... coach was Rich Kallok ... also lettered in baseball and hockey ... four-year honor roll student ... National Honor Society and Student Council member ... **Personal:** Born

6/15/85 ... parents are Dick and Leslie ... brother Keith played baseball for Notre Dame ... major is undeclared

21 Josh Balts

RB, 6-1, 239, Jr./So.

Barron, Wis. (Barron)




2004: Did not play ... 2003: Redshirted ... **High School:** Two-time football team MVP ... captained football and basketball teams his senior year ... earned football all-region and all-conference honors as senior ... rushed for 2,100 yards and 20 touchdowns in 11-game season ... led conference in rushing as a junior with 1,250 yards and 12 TDs on his way to all-region honors ... top-ranked male (academically) and No. 2 over-

all student in his class ... National Honor Society member ... coached at Barron High by Ken Mueller ... **Personal:** Born 8/12/84 ... parents are Bill and Shelly ... major is undeclared

6 Brett Bell

DB, 6-0, 200, 5th/Sr.

Wheaton, Ill. (Warrenville South)



2004: Earned third varsity letter ... started all 12 games at right cornerback ... tied for team lead with three interceptions and passes defended with 13 ... picked off passes vs. Penn State, Michigan State and Iowa ... third on the team with 64 tackles ... led team with eight solo tackles vs. Georgia ... team-high seven tackles vs. Minnesota ... tied for team high with six tackles vs.

Arizona and Ohio State ... UW defensive

player of the week vs. Georgia ... honorable mention All-Big Ten pick by the coaches ... 2003: Saw action in three games before injury sidelined him for remainder of season ... used redshirt year ... made seven tackles in season-opener at West Virginia ... 2002: Earned second varsity letter ... played in 13 games, includ-

ing starts at free safety vs. UNLV and Ohio State ... career-high 10 tackles vs. Buckeyes ... at least one tackle in eight games ... had seven stops, his first two career pass break-ups and his first forced fumble at UNLV ... the UNLV game was his first career start ... fumble recovery in season opener vs. Fresno State ... 2001: Earned first varsity letter as a true freshman ... saw action on special teams and in defensive backfield in 11 of 12 games ... assisted on a tackle at Oregon ... **High School:** Reebok/ESPN pre-season All-American at Warrenville South ... member of Tom Lemming's "Super Team" ... top-60 prospect nationally by *Student Sports* ... played just two games as a senior (knee injury) ... 20 tackles, two interceptions and four PBUs in those two contests ... credited with 80 tackles, four interceptions and five touchdowns on special teams on the way to all-state honors as a junior ... coach was John Thorne ... ran a 10.6-second 100 and a 21.6-second 200 ... **Personal:** Born 4/15/82 ... parents are Stephen and Carolyn ... major is sociology

BELL'S CAREER STATISTICS

Year	UT	AT	Tot.	TFL	Sacks	FC	FR	Int	PD
2001	0	1	1	0-0	0-0	0	0	0	0
2002	19	14	33	0-0	0-0	1	1	0	2
2003	9	3	12	0-0	0-0	0	0	0	0
2004	51	13	64	1.5-3	0-0	1	0	3	13
Totals	79	31	110	1.5-3	0-0	2	1	3	15

BELL'S TACKLES BY GAME

2001 SEASON: Oregon (0-1=1)

2002 SEASON: Fresno State (2-0=2); UNLV (5-2=7); West Virginia (2-1=3); Northern Illinois (2-1=3); Arizona (3-1=4); Penn State (0-3=3); Ohio State (4-6=10); Iowa (1-0=1)

2003 SEASON: West Virginia (6-1=7); Akron (2-1=3); UNLV (1-1=2)

2004 SEASON: UCF (3-0=3); UNLV (1-0=1); Arizona (6-0=6); Penn State (3-3=6); Illinois (3-0=3); Ohio State (5-1=6); Purdue (5-1=6); Northwestern (5-1=6); Minnesota (4-3=7); Michigan State (6-1=7); Iowa (2-2=4); Georgia (8-1=9)



Last season, DB Brett Bell's three interceptions and 13 passes defended both tied for team bests.

45 Matt Bernstein

FB, 6-2, 266, 5th/Sr.
Scarsdale, N.Y. (Edgemont)



Rated in the preseason by *The Sporting News* as the No. 2 fullback in the nation ... also named preseason honorable mention All-American running back by *Street & Smith* ... **2004:** Earned third varsity letter ... started all 12 games at fullback ... set career highs with 83 carries and 300 rushing yards ... moved to tailback due to team injuries and had career highs of 27 carries and 123

rushing yards vs. Penn State ... rushed for a

nine-yard touchdown vs. Michigan State ... **2003:** Earned second varsity letter ... played in all 13 games, including seven starting nods ... totaled 29 carries and 120 yards rushing, along with eight receptions for 79 yards, for the season ... then-career-high 29 yards rushing at Illinois and career-long 28-yard reception vs. Purdue ... **2002:** Earned first varsity letter ... played in all 14 games, including nine starts at fullback ... also played on kickoff return team ... Academic All-Big Ten ... 20 carries for 66 yards and three TDs ... five pass receptions for 34 yards ... two kickoff returns for 20 yards ... fine collegiate debut with five carries for 23 yards and two touchdowns in season-opener vs. Fresno State (first Badger since Aaron Stecker in 1995 to run for two TDs in first game carrying the ball) ... **2001:** redshirted ... earned UW's offensive scout team player of the week honor for Illinois game ... **High School:** Heisman Trophy prep all-star as a senior at Edgemont ... state player of the year (class C) twice ... four-year starter ... scored 504 points in career, the third-highest figure in New York prep history ... ran for 2,002 yards and scored 37 touchdowns as a senior ... that followed an 1,885-yard, 25-touchdown performance as a junior ... recorded 108 tackles and seven forced fumbles in 2000 ... ConEd scholar-athlete ... coach was Brian Connolly ... **Personal:** Born 12/26/82 ... parents are Steven and Nancy ... major is history

BERNSTEIN'S CAREER RUSHING STATISTICS

Year	Att.	Yds.	TD	Avg/C	Long
2002	20	66	3	3.3	14
2003	29	120	0	4.1	12
2004	83	300	1	3.6	17
Totals	132	486	4	3.7	17

BERNSTEIN'S RUSHING BY GAME


2002 SEASON: Fresno State (5-23, 2 TD); West Virginia (3-6, 1 TD); Northern Illinois (3-11); Arizona (3-5); Penn State (1-2); Ohio State (2-8); Michigan State (1-0); Illinois (2-11)

2003 SEASON: West Virginia (1-3); UNLV (2-5); North Carolina (4-16); Illinois (5-29); Penn State (3-17); Ohio State (2-5); Northwestern (3-13); Michigan State (4-20); Iowa (4-10); Auburn (1-2)

2004 SEASON: UCF (6-17); UNLV (1-0); Arizona (2-0); Penn State (27-123); Illinois (13-17); Ohio State (5-25); Purdue (1-3); Northwestern (2-8); Minnesota (11-37); Michigan State (3-20, 1 TD); Iowa (11-28); Georgia (1-2)

BERNSTEIN'S CAREER RECEIVING STATISTICS

Year	Rec.	Yds.	TD	Avg/C	Long
2002	5	34	0	6.8	12
2003	8	79	0	9.9	28
2004	9	68	0	7.6	18
Total	22	181	0	8.2	28



FB Matt Bernstein rushed for a career-high 123 yards on 29 carries to lead the Badgers past Penn State last September.

BERNSTEIN'S RECEIVING BY GAME


2002 SEASON: Northern Illinois (1-12); Arizona (1-1); Ohio State (1-5); Michigan (1-7); Colorado (1-9)

2003 SEASON: West Virginia (1-2); Illinois (1-6); Purdue (1-28); Minnesota (1-16); Iowa (3-19); Auburn (1-8)

2004 SEASON: Arizona (2-27); Ohio State (1-9); Purdue (1-3); Minnesota (1-8); Michigan State (1-4); Iowa (3-17)

37 Matt Brown

TE, 6-5, 219, Jr./So.
Madison, Wis. (La Follette)




2004: Did not play ... **2003:** Joined team as a walk-on ... redshirted ... **High School:** Earned all-city and first-team all-conference honors as a senior offensive lineman ... named second-team all-conference as defensive lineman ... coach was Joe Gothard ... also lettered in basketball and track & field ... National Honor Society member ... high honor roll student ...

Personal: Born 7/15/85 ... parents are Mike and Ann ... brother Nathan is a member of UW's track & field team ... major is kinesiology

2 Brian Calhoun

RB, 5-10, 194, Sr./Jr.
Oak Creek, Wis. (Oak Creek)



Named in the preseason as *The Sporting News* Big Ten Newcomer of the Year ... **2004:** Sat out due to NCAA transfer rules ... scout offense player of the week vs. UNLV ... was part of 2005 Big Ten champion 4x100-meter relay team ... **2003:** (At Colorado) Led team in rushing with 810 yards, averaging 4.2 yards per carry and scoring five touchdowns ... third among all running backs in the Big 12 with 32 recep-

tions ... earned the Fred Casotti Award as CU's most outstanding offensive back ... **2002:** (At Colorado) Played in all 14 games, including one start ... rushed for 298 yards, the seventh most by a true frosh in CU history ... also saw some action on special teams, returning six kickoffs for an average of 13.2 yards ... **High School:** Named All-America by *Prep Football Report*, *PrepStar* and *SuperPrep* ... ranked nation's No. 12 RB by Rivals.com ... earned first-team all-state (Associated Press, Wisconsin Coaches), all-CNI, all-region and all-Southeast Conference recognition his junior and senior years ... state's Gatorade Player-of-the-Year as well as the region and conference player-of-the-year as a junior ... also lettered in basketball and track ... **Personal:** Born 5/8/84 ... parents are Andrew and Brenda ... major is agricultural journalism ... also competes on UW's track team

CALHOUN'S CAREER RUSHING STATISTICS

Year	Att.	Yds.	TD	Avg/C	Long
2002	67	298	0	4.4	37
2003	195	810	5	4.2	62
Totals	262	1,108	5	4.2	62

CALHOUN'S RUSHING BY GAME

2002 SEASON: Colorado State (1-1); San Diego State (2-(-3)); Southern California (8-17); Kansas (3-4); Baylor (8-23); Texas Tech (4-(-2)); Missouri (1-(-1)); Nebraska (20-137); Oklahoma (20-122)

2003 SEASON: Colorado State (13-69); UCLA (11-22); Washington State (11-36); Florida State (21-118); Baylor (19-56, 1 TD); Kansas (24-135, 1 TD); Kansas State (19-87); Oklahoma (10-24); Texas Tech (16-76); Missouri (22-65, 1 TD); Iowa State (16-73, 2 TD); Nebraska (13-49)

CALHOUN'S CAREER RECEIVING STATISTICS

Year	Att.	Yds.	TD	Avg/C	Long
2002	4	73	1	18.3	71
2003	32	266	1	8.3	49
Totals	36	339	2	9.4	71

CALHOUN'S RECEIVING BY GAME

2002 SEASON: Southern California (1-4); Kansas State (1-71, 1 TD); Baylor (2-(-2))
2003 SEASON: Colorado State (1-20); Washington State (1-12); Florida State (1-12); Baylor (1-9); Kansas (4-14); Kansas State (7-38); Oklahoma (4-38, 1 TD); Texas Tech (3-16); Missouri (2-7); Iowa State (2-58); Nebraska (6-42)

91 Jason Chapman

DL, 6-4, 280, So./Fr.
Bedford Hts., Ohio (Bedford)




2004: Redshirted ... **High School:** Ranked among top 60 players in the Midwest by *SuperPrep* ... All-Lake Erie League selection as a senior after registering 56 tackles, including 12 TFLs ... honorable mention all-state as a junior ... also lettered in basketball ... team captain as a senior ... played for same high school that sent former Badger greats Chris Chambers and Lee Evans to Wisconsin ... coach was Jim

Hodakievic ... Lake Erie League 3.0 GPA award recipient ... **Personal:** Born 1/6/86 ... parents are Joe and Linda ... father briefly played football at Alabama State ... major is undeclared

65 Marcus Coleman

OL, 6-6, 309, Jr./So.
Plymouth, Minn. (Wayzata)




2004: First-year letterwinner as a redshirt freshman ... saw action in five games on offensive line ... **2003:** Redshirted ... **High School:** Ranked among top 75 players in Midwest and top five players in Minnesota by Rivals.com ... rated among top 55 players in Midwest by *SuperPrep* ... captained football team his senior year when he earned first-team all-conference, all-metro and all-state honors ... all-conference in

football as a junior ... lettered in wrestling, track and football as a prep ... undefeated JV wrestler as a sophomore and won ninth grade state wrestling title as freshman ... coached by Brad Anderson at Wayzata High ... **Personal:** Born 11/17/84 ... parents are Roger Coleman and Joan Grossman ... father played football at Illinois (1973-74) ... major is sociology

5 Jamal Cooper

DL, 6-4, 217, Jr./So.
St. Louis, Mo. (Hazelwood East)



2004: Earned first varsity letter ... played in all 12 games, including one start for injured Jonathan Welsh vs. Northwestern ... made 18 tackles, including five for loss and a pair of QB sacks ... forced a fumble vs. UCF and recovered fumble at fifth-ranked Purdue ... UW's Co-Rookie of the Year ... *Sporting News* Freshman All-Big Ten Team ... **2003:** Redshirted ... **High School:** Ranked among top 90 players in Midlands

and top 10 players in Missouri according to Rivals.com ... *PrepStar* All-American ... all-state defensive end who earned all-conference honors as a senior at defensive end and tight end ... team captain and MVP his senior season ... registered 507 receiving yards, 78 tackles and seven QB sacks as a senior ... also played basketball as a prep ... coached by Corey Johnson at

Hazelwood East High, the same school that produced former Badgers Terrell and Jamar Fletcher, Scott Starks and current Badger Brandon Williams ... **Personal:** Born 7/14/85 ... parents are James Cooper and JoAnn Gill ... major is African-American studies

COOPER'S CAREER STATISTICS


Year	UT	AT	Tot.	TFL	Sacks	FC	FR	Int	PD
2004	10	8	18	5-34	2-12	1	1	0	1
Totals	10	8	18	5-34	2-12	1	1	0	1

COOPER'S TACKLES BY GAME

2004 SEASON: UCF (2-1=3); Arizona (1-0=1); Penn State (1-0=1); Illinois (1-0=1); Purdue (1-2=3); Northwestern (2-2=4); Minnesota (1-0=1); Michigan State (0-2=2); Iowa (0-1=1); Georgia (1-0=1)

18 Jammar Crane


LB, 6-1, 200, So./Fr.
Garland, Texas (Garland)



2004: Redshirted ... scout defense player of the week for Michigan State game ... **High School:** First-team all-district outside linebacker as a junior before injury forced him to miss eight games his senior year ... career statistics include 250 tackles, 28 QB sacks, 13 forced fumbles, seven fumble recoveries and an interception ... three-year football letterwinner ... coach was Jeff Jordan ... **Personal:** Born 1/13/86 ... parents are Vernon Love and Theresa Love ... major is undeclared

43 Andy Crooks

LB, 6-3, 242, So./So.
Wausau, Wis. (East)



2004: Earned first varsity letter ... played in all 12 games, including five starts, as a true freshman ... made 38 tackles, including 1.5 for loss and had a QB sack ... tied team season high with 13 stops at 17th-ranked Iowa ... returned an 11-yard interception for a TD vs. Georgia ... UW's Co-Rookie of the Year ... *Sporting News* Freshman All-Big Ten Team ... **High School:** *PrepStar* All-American ... first-team all-state selection

and the *Milwaukee Journal Sentinel's* state player of the year as a senior ... ranked among top 60 players in the Midwest by *SuperPrep* ... rated among top five players in Wisconsin by *Rivals.com* ... made 122 tackles, intercepted two passes, recovered three fumbles and rushed for 309 yards and seven TDs his final year as a prep ... 74 tackles and a fumble recovery as a junior ... earned nine high school letters (three each in football, basketball and track) ... captained basketball team twice and football squad once ... state qualifier in shot put as a junior and senior ... National Honor Society member ... **Personal:** Born 1/1/86 ... parents are Mike and Laurie ... major is undeclared

CROOKS' CAREER STATISTICS


Year	UT	AT	Tot.	TFL	Sacks	FC	FR	Int	PD
2004	11	27	38	1.5-7	1-6	0	0	1	1
Totals	11	27	38	1.5-7	1-6	0	0	1	1

CROOKS' TACKLES BY GAME

2004 SEASON: UCF (0-2=2); Arizona (1-0=1); Penn State (1-0=1); Illinois (0-1=1); Ohio State (0-1=1); Purdue (2-3=5); Northwestern (3-3=6); Minnesota (1-0=1); Iowa (2-11=13); Georgia (1-6=7)

98 Gino Cruse Jr.

DL, 6-5, 312, So./Fr.
Phoenix, Ariz. (Desert Vista)




2004: Redshirted ... **High School:** All-West Region selection by *PrepStar* ... ranked among the top dozen players in Arizona by *SuperPrep* and *Rivals.com*, he registered more than 40 tackles, including eight QB sacks, as a senior ... notched 30 career QB sacks ... four-year varsity letterwinner in football and lettered twice in basketball ... coach was Dan Hinds ... **Personal:** Born 10/21/85 ... legal guardians are Kurt and Sharon Boxhurd ... cousin, Trung Canidate, played RB collegiately at Arizona (1996-99) and in the NFL for St. Louis and Washington ... another cousin, Cornell Canidate, plays RB at Arizona State ... major is family consumer education

Sharon Boxhurd ... cousin, Trung Canidate, played RB collegiately at Arizona (1996-99) and in the NFL for St. Louis and Washington ... another cousin, Cornell Canidate, plays RB at Arizona State ... major is family consumer education

11 Owen Daniels

TE/WR, 6-3, 247, 5th./Sr.
Naperville, Ill. (Central)



Named in the preseason by *Street & Smith* as honorable mention All-American tight end ... **2004:** Earned third varsity letter ... team's second-leading receiver with 25 catches for 391 yards and two TDs ... against UCF, caught a 52-yard pass, the longest play of the season ... career highs of four receptions and 72 yards in win at 16th-ranked Ohio State ... key fourth-quarter catch in comeback win at Arizona was a

Pontiac Game-Changing Performance nominee that weekend ... consensus honorable mention All-Big Ten selection ... **2003:** Earned second varsity letter in first season as a TE/WR ... team's fourth-leading receiver with 15 catches for 193 yards and two TDs ... both touchdown receptions (26 and 27 yards in length) came at 24th-ranked Minnesota ... **2002:** Earned first varsity letter ... played in seven games, mostly on special teams ... Academic All-Big Ten ... saw action in three games at QB ... threw his first career completion against eventual national champion Ohio State ... rushed for 18 yards, including a 13-yard run, vs. Orange Bowl-participant Iowa ... had begun to work out at tight end during Alamo Bowl preparations, but practice injury halted his progress ... **2001:** Redshirted ... **High School:** *Prep Football Report* and *PrepStar* All-American at Central ... top-100 prospect nationally by *PFR* ... captain of football team twice ... completed 30-35 passes for 562 yards and seven TDs in opening two games of senior season before a knee injury ... hit 11-11

throws for 208 yards in 2000 season opener ... passed for 1,750 yards (100-168, .595) with 17 touchdowns and only one interception as a junior ... academic all-state in football ... coach was Joe Bunge ... starting center on basketball team and a 22-foot long jumper ... GPA of 3.93 ... member of National Honor Society ... **Personal:** Born 11/9/82 ... parents are Jerry and Bridget ... major is atmospheric & oceanic sciences

DANIELS' CAREER RECEIVING STATISTICS

Year	Att.	Yds.	TD	Avg/C	Long
2003	15	193	2	12.9	27
2004	25	391	2	15.6	52
Totals	40	584	4	14.6	52

DANIELS' RECEIVING BY GAME

2003 SEASON: West Virginia (3-41); Akron (1-7); UNLV (1-8); Penn State (2-25); Purdue (1-11); Northwestern (2-15); Minnesota (3-70, 2 TD); Iowa (1-2); Auburn (1-14)

2004 SEASON: UCF (1-52, 1 TD); UNLV (2-40); Arizona (2-12); Penn State (1-14); Illinois (2-43); Ohio State (4-72); Purdue (2-36); Northwestern (1-4, 1 TD); Minnesota (4-39); Michigan State (4-36); Georgia (2-43)

DANIELS' CAREER PASSING STATISTICS

Year	C	A	Yds.	Pct.	TD	Int	Effic.
2002	2	6	9	.333	0	2	-20.7
Totals	2	6	9	.333	0	2	-20.7

DANIELS' PASSING BY GAME

2002 SEASON: Ohio State (1-1-0, 2); Iowa (1-4-1, 7); Illinois (0-1-1, 0)

DANIELS' CAREER RUSHING STATISTICS

Year	Att.	Yds.	TD	Avg/C	Long
2002	4	18	0	4.5	13
Totals	4	18	0	4.5	13

DANIELS' RUSHING BY GAME

2002 SEASON: Iowa (4-18)




TE/WR Owen Daniels was the team's second-leading receiver in 2004, tallying 25 catches for 391 yards and two TDs.

30 Jameson Davis

DB, 6-0, 199, So./Fr.

Hamden, Conn. (Hamden)



2004: Redshirted ... enrolled at UW in winter and participated in spring practice ...


High School: All-East Region selection by PrepStar ... first-team all-state, team captain and team MVP as a senior when he threw for more than 1,400 yards and 10 TDs, and rushed for 923 yards and 19 TDs ... made 42 tackles on defense, while intercepting four passes and recovering three fumbles his senior year ... ranked among top 15

players in New England by SuperPrep ... threw for seven TDs, rushed for 13 TDs and picked off five passes as a junior ... two-time first-team all-conference choice ... lettered in basketball and track, as well as football ... prep coach was Paul Catino ... made honor roll and was a student-of-the-month honoree ... **Personal:** Born 8/9/86 ... parents are Joe Davis and Lurette Allen

94 Ken DeBauche

P, 6-2, 219, Jr./So.

Suamico, Wis. (Bay Port)



2004: Earned first varsity letter ... starter all season ... his 41.8-yard average ranked sixth in Big Ten (all games) ... had six punts of 50 yards or more and dropped 17 punts inside opponent 20-yard line ... long punt was 57-yarder at Arizona ... enjoyed solid performances at fifth-ranked Purdue (44.5-yard average, two punts inside the 20) and Arizona (42.8-yard average, three punts inside the 20) ... UW special teams

player of the week vs. Georgia ... UW's Special Teams Player of the Year ... *Sporting News* Freshman All-Big Ten Team ... Academic All-Big Ten selection ... **2003:** Redshirted ... **High School:** honorable mention all-state in 2002 ... first-team all-area as punter in 2002 and first-team all-area kicker in 2001 ... first-team all-conference punter and kicker, as well as receiver his senior year ... career 44.3-yard punting average and caught 27 passes for 470 yards and seven TDs ... scored 50 points (six TDs plus field goals and PATs) as a senior ... three-time letterwinner in football, basketball and baseball ... second-team all-conference pitcher as a junior ... basketball team captain as a senior ... coached by Mike Williquette at Bay Port High ... National Honor Society member and honor roll student ... **Personal:** Born 9/26/84 ... parents are Steven and Jean ... major is sociology

DEBAUCHE'S CAREER PUNTING STATISTICS

Year	Att.	Yds.	Avg.	Long	50+	120
2004	57	2,380	41.8	57	6	17
Totals	57	2,380	41.8	57	6	17


DEBAUCHE'S PUNTING BY GAME

2004 SEASON: UCF (3-39.3); UNLV (5-42.4); Arizona (4-42.8); Penn State (6-41.2); Illinois (5-38.6); Ohio State (7-39.7); Purdue (6-44.5); Northwestern (3-47.0); Minnesota (1-42.0); Michigan State (7-42.6); Iowa (3-34.3); Georgia (7-44.3)

12 Tyler Donovan

QB, 6-1, 187, Jr./So.

Hartland, Wis. (Arrowhead)



2004: Earned first varsity letter ... saw action in five games as backup quarterback ... rushed for 117 yards on just 11 carries ... completed 2-of-3 passes for seven yards ... long run of the season was 44-yarder in collegiate debut vs. UCF ... 2003: Redshirted ... **High School:** Ranked among top 25 players in Midwest and No. 2 player in Wisconsin by Rivals.com ... listed among top 15 players in Midwest by

SuperPrep ... senior year honors included: *PrepStar* and *SuperPrep* All-American, Associated Press state player of the year, first-team all-state acclaim from *Milwaukee Journal Sentinel* and Wisconsin Football Coaches Association and first-team all-area and all-conference kudos ... honorable mention all-state and first-team all-area as a junior ... a *Preps Plus* student-athlete and member of Principal's Advisory Committee ... completed 99-171 passes for 1,650 yards and 16 TDs, as well as rushing for 455 yards on just 45 carries his senior year ... team was state Division I runner-up in 2002 ... lettered in football, basketball, track and baseball ... coached by Tom Taraska ... **Personal:** Born 6/4/84 ... parents are Brian and Brenda ... major is agricultural journalism

DONOVAN'S CAREER PASSING STATISTICS

Year	C	A	Yds.	Pct.	TD	Int	Effic.
2004	2	3	7	66.7	0	0	86.27
Totals	2	3	7	66.7	0	0	86.27

DONOVAN'S PASSING BY GAME

2004 SEASON: UCF (1-2-0, 6); Illinois (0-0-0, 0); Minnesota (0-0-0, 0); Michigan State (1-1-0, 1); Georgia (0-0-0, 0)

DONOVAN'S CAREER RUSHING STATISTICS

Year	Att.	Yds.	TD	Avg/C	Long
2004	5	117	0	10.6	44
Totals	5	117	0	10.6	44


DONOVAN'S RUSHING BY GAME

2004 SEASON: UCF (4-64); Minnesota (1-11); Michigan State (4-27); Georgia (2-15)

31 Nate Egholm

RB, 5-10, 218, Jr./So.

Oconomowoc, Wis. (Oconomowoc)




2004: Did not play ... 2003: Redshirted ... **High School:** Three-time all-conference selection and team MVP ... twice named to all-county and all-region teams ... all-state pick as a senior ... rushed for nearly 4,200 yards and 48 touchdowns in his prep career ... tallied 1,600 rushing yards as a senior with 20 touchdowns ... returned three punts for scores as a junior ... high honor

roll student ... also played baseball ... coached in football by Mark Jonas ... **Personal:** Born 8/1/84 ... parents are Paul and Wendy ... major is agricultural journalism

29 Antonio Freeman

DB, 6-0, 186, So./Fr.

Milwaukee, Wis. (Wauwatosa West)



2004: Redshirted ... scout offense player of the week vs. Georgia ... **High School:** Named All-Midwest Region by *PrepStar* ... rated among top seven players in Wisconsin by Rivals.com ... national caliber sprinter who was an honorable mention all-state and second-team all-area defensive back after making 50 tackles and intercepting four passes his senior year ... also rushed for 811 yards and 15 TDs as a senior ... earned three football letters and four in track and field ... 2003 state champion in the 100, 200 and 4x200 ... 2004 state champion in 100, 200 and 400 relay ... four-time team track MVP ... prep coach was Ben Veit ... **Personal:** Born 11/1/85 ... parents are Bruce and Tanya ... major is undeclared

47 Elliot Goode

LB, 6-2, 239, Sr./Sr.

Manlius, N.Y. (Fayetteville-Manlius)



2004: Earned third varsity letter ... appeared in six games as backup LB and on special teams ... assisted on one tackle in win over Northwestern ... 2003: Earned second varsity letter ... played in every game, primarily on special teams and as reserve LB ... had 16 tackles, including season-high three vs. 21st-ranked Michigan State ... 2002: Earned first varsity letter as a true freshman ... played in 13 of 14 games

as reserve linebacker and on special teams ... finished with 14 tackles and a pass breakup ... made career-high four tackles (2-2=4) at Indiana ... **High School:** Named to *Super Prep's* All-Northeast team and *Prep Football Report's* All-East team ... first-team all-state as a senior ... two-time, first-team all-conference selection ... captain his senior year ... two-time team defensive MVP ... finished career with 291 tackles, including 14 QB sacks ... blocked five kicks ... recovered six fumbles, returning three for touchdowns ... three-time scholar-athlete honoree ... two-time track letterwinner ... played for Coach Paul Muench ... **Personal:** Born 9/26/83 ... parents are John and Alison ... majors are history and political science

GOODE'S CAREER STATISTICS

Year	UT	AT	Tot.	TFL	Sacks	FC	FR	Int	PD
2002	9	5	14	0-0	0-0	0	0	0	1
2003	7	9	16	0.5-0	0-0	0	0	0	0
2004	0	1	1	0-0	0-0	0	0	0	0
Totals	16	15	31	0.5-0	0-0	0	0	0	1

GOODE'S TACKLES BY GAME

2002 SEASON: UNLV (1-0=1); Arizona (2-0=2); Penn State (0-1=1); Indiana (2-2=4); Michigan State (1-1=2); Illinois (1-0=1); Michigan (1-0=1); Minnesota (1-0=1); Colorado (0-1=1)


2003 SEASON: West Virginia (0-1=1); Akron (1-1=2); UNLV (2-0=2); North Carolina (0-1=1); Illinois (0-1=1); Ohio State (1-1=2); Purdue (1-1=2); Northwestern (0-1=1); Michigan State (1-2=3); Auburn (1-0=1)

2004 SEASON: Northwestern (0-1=1)

93 Mark Gorman

DL, 6-4, 275, Sr./Jr.

The Woodlands, Texas (The Woodlands)



2004: Earned first varsity letter ... appeared in eight games as backup defensive lineman ... made three tackles, including career-high two in win over Northwestern ... **2003:** Reserve defensive lineman ... did not letter ... **2002:** redshirted ... scout team defensive player of the week vs. Illinois ... **High School:** All-Midlands selection by PrepStar ... first-team all-county and all-district, as well as a finalist for Old Spice Tight

End of the Year in Texas ... captain as a senior when he caught 10 passes for 129 yards ... graded out at 89 percent as a blocker on a team that rushed for more than 3,000 yards ... 3.1 GPA ... played for Coach Weldon Willig ... **Personal:** Born 10/9/83 ... parents are Mike and Linda ... major is sociology

GORMAN'S CAREER STATISTICS

Year	UT	AT	Tot.	TFL	Sacks	FC	FR	Int	PD
2004	1	2	3	0.5-0	0	0	0	0	0
Totals	1	2	3	0.5-0	0	0	0	0	0


GORMAN'S TACKLES BY GAME

2004 SEASON: UCF (0-1=1); Northwestern (1-1=2)

12 Michael Gust

DB, 6-1, 202, So./Fr.

Menomonie, Wis. (Menomonie)




Joined team as a walk-on in spring of 2005 ... **High School:** Two-time team MVP ... captain of 2003 Division 2 state runner-up team ... named first-team all-conference, first-team all-region and first-team all-state as a senior ... took part in Shrine Bowl ... coach was Joe LaBuda ... also a four-time letterwinner in track & field ... four-year high honor roll student ... vice president of National Honor Society ... graduated sixth

in class of 272 ... **Personal:** Born 6/4/86 ... parents are Scott and Kim ... major is undeclared

26 Zach Hampton

DB, 5-10, 178, Sr./Jr.

Lancaster, Wis. (Lancaster)



2004: Earned second varsity letter ... appeared in all 12 games as solid special teams contributor ... made four solo tackles and lined up as kickoff returner (no returns) ... earned UW's Tom Wiesner Award ... **2003:** Earned first varsity letter as a special teams contributor ... made six tackles, including season-high three vs. 17th-ranked Iowa and two more vs.

Auburn in Music City Bowl ... **2002:**

Redshirted ... team's scout team offensive player of the week vs. Arizona ... **High School:** *Wisconsin State Journal* Small School Player of the Year and *Dubuque Telegraph Herald* Player of the Year as a junior and senior ... first-team all-state by Associated Press and the WFLA as a senior ... career statistics include 278 tackles (183 solos), 17 interceptions, 25 catches for 571 yards and 14 TDs and 13 rushes for 187 yards ... averaged 14.0 yards on punt and 26.8 yards on kickoff returns ... 10 career returns (three interceptions, three punts and four kickoffs) for scores ... three-year starter in secondary for teams that registered a 41-1 record and won state titles his junior and senior years ... set school records for punt return yardage and TDs, interceptions and return yardage and solo tackles ... qualified for state in long jump three times in career ... state wrestling qualifier and all-league pick in baseball ... played for Coach John Hoch ... **Personal:** Born 10/5/83 ... parents are Buck and Jackie ... major is agricultural journalism

HAMPTON'S CAREER STATISTICS

Year	UT	AT	Tot.	TFL	Sacks	FC	FR	Int	PD
2003	3	3	6	0-0	0-0	0	0	0	0
2004	4	0	4	0-0	0-0	0	0	0	0
Totals	7	3	10	0-0	0-0	0	0	0	0

HAMPTON'S TACKLES BY GAME

2003 SEASON: Minnesota (1-0=1); Iowa (1-2=3); Auburn (1-1=2)

2004 SEASON: UCF (1-0=1); Penn State (1-0=1); Northwestern (1-0=1); Michigan State (1-0=1)

96 Nick Hayden

DL, 6-5, 302, So./So.
Hartland, Wis. (Arrowhead)



2004: Earned first varsity letter ... played in five games as a true freshman ... assisted on one tackle at Michigan State ... **High School:** Named state's defensive lineman of the year by Wisconsin Football Coaches Association and earned first-team all-state honors (for second straight year) as a senior after making 89 tackles (including 18 TFLs and 11 QB sacks) causing five fumbles and blocking two kicks ... also made five

receptions for 80 yards and a TD ... *PrepStar* Top 100 Dream Team selection and *SuperPrep* All-America pick who was ranked among top dozen players in the Midwest ... ranked No. 51 nationally (all positions) by Tom Lemming and No. 81 by Rivals.com ... played in 2004 U.S. Army All-American Bowl in San Antonio (Alamodome) and caught a TD pass for the East team ... two-time conference defensive player of the year ... team captain his senior year ... as a junior, he made 105 tackles, including 28 TFLs and 21 QB sacks ... prep coach was Tom Taraska ... also played basketball ... **Personal:** Born 2/4/86 ... parents are Bill and Mary ... father was an offensive tackle at UW-Whitewater from 1978-82 ... major is undeclared

HAYDEN'S CAREER STATISTICS


Year	UT	AT	Tot.	TFL	Sacks	FC	FR	Int	PD
2004	0	1	1	0-0	0-0	0	0	0	0
Totals	0	1	1	0-0	0-0	0	0	0	0

HAYDEN'S TACKLES BY GAME

2004 SEASON: Michigan State (0-1=1)

13 Casey Hogan

DB, 6-5, 201, Jr./So.
Cross Plains, Wis. (Middleton)




2004: Did not play ... 2003: Redshirted ... scout team defensive player of the week prior to Purdue game ... **High School:** Honorable mention all-conference selection as defensive back and wide receiver his senior year ... first-team all-area and all-conference DB as a junior ... earned Honorary Award for Performance and Leadership Excellence in football, as well as football award for academic excellence ...

participated in more than 1,100 plays his senior year while making 42 receptions and 79 tackles, along with 11 pass breakups and four interceptions ... lettered in football, basketball and baseball ... captained football and basketball teams ... National Honor Society ... coached at Middleton High by Kurt Gundlach ... **Personal:** Born 2/2/85 ... parents are Jan and Rita ... father played baseball at Madison Area Technical College in 1974-75 ... major is political science

85 Jeff Holzbauer

WR, 5-11, 190, Sr./Jr.
Germantown, Wis. (Germantown)




2004: Saw action in seven games as backup receiver and on special teams ... did not letter ... 2003: Reserve wide receiver ... did not letter ... 2002: redshirted ... walk-on ... scout team offensive P.O.W. vs. Minnesota ... **High School:** Starred at quarterback and defensive back at Germantown High where he was a second-team all-conference choice on both sides of the ball in 2001 ... played

for South team in Wisconsin Shrine game ... coached at Germantown by Phil Datka ... **Personal:** Born 8/23/83 ... parents are Carl and Shelly ... major is industrial engineering

19 Paul Hubbard

WR, 6-4, 216, Jr./So.
Colorado Springs, Colo. (Widefield)




2004: Earned first varsity letter ... saw action in nine games as backup receiver and on special teams ... 2003: Redshirted after joining football team as a walk-on ... participated with Badger track team ... 2003 Big Ten indoor and outdoor champion in the long jump ... placed fourth in the triple jump at the 2003 conference indoor meet and sixth at the outdoor meet ... **High School:** Two-time state Division

4A champion in the long jump and triple jump ... won the long jump and triple jump at the 2003 and 2003 USATF Junior Olympic Championships ... had the top prep mark in the triple jump in 2003 with a wind-aided 52-7 ... 2003 All-American by *Track & Field News* ... **Personal:** Born 6/12/85 ... parents are Paul and Jacqueline ... major is sociology

57 Jack Ikegwuonu

DB, 6-1, 199, So./Fr.
Madison, Wis. (Memorial)




2004: Redshirted ... **High School:** First-team all-state split end (*Milwaukee Journal Sentinel* and AP) and DB (Wisconsin Football Coaches Association) ... All-Midwest Region selection by *PrepStar* ... all-area selection and Big 8 Conference wide receiver and defensive back of the year in 2003 ... as a senior, he caught 38 passes for 1,000 yards and 15 TDs, while making 40 solo tackles and intercepting nine passes

on defense ... all-conference return specialist as a junior ... two-time team MVP ... also lettered in basketball and baseball and was an all-area and all-conference centerfielder ... coach was Gary Kolpin ... made academic honor roll as a junior ... **Personal:** Born 1/7/86 ... parents are Fidelis and Patty ... major is undeclared

57 Steve Johnson

LB, 6-3, 247, Jr./So.

Brookfield, Wis. (Central)




2004: Did not play ... 2003: Redshirted ... **High School:** *Milwaukee Journal Sentinel* first-team all-state selection in 2002 ... honorable mention all-state choice according to Wisconsin Football Coaches Association and Associated Press ... two-time first-team all-conference guard and linebacker ... Greater Metro Conference Defensive Backfield Player of the Year and Offensive Lineman of the Year in 2002 ...

team captain and co-MVP in 2002 ... first-team all-area pick ... earned four letters in basketball and three more in track and field ... recipient of school's Varsity Achievement Award and Coach Bob Petruska Award/Scholarship ... coached in football by Rick Synold at Brookfield Central ... **Personal:** Born 8/22/84 ... parents are Roger and Sandy ... major is agricultural business management

23 Paul Joran

LB, 6-3, 234, Sr./Jr.

Apple Valley, Minn. (Apple Valley)



2004: Earned first varsity letter ... reserve linebacker who appeared in two games ... tallied a TFL vs. UCF and also had a tackle vs. UNLV ... Academic All-Big Ten selection ... 2003: Reserve linebacker ... did not letter ... 2002: Redshirted ... named scout team defensive player of the year ... earned scout team defensive player of the week honors vs. Fresno State ... **High School:** Named to All-Midwest teams by *Prep Football Report*,

Super Prep and *Prep Star* ... first-team all-state choice as a senior ... two-time all-region and all-conference selection ... team captain as a senior and team MVP his last two years ... registered 385 tackles during his career, including 28 for loss and 17 QB sacks ... also had 18 QB hurries and caused 11 fumbles ... notched 152 tackles, including 19 for loss and nine sacks, as a senior ... more than 100 tackles in junior campaign, too ... four-time academic all-conference honoree and academic all-state his last year ... 3.9 grade-point average ... played for Coach Mike Fritze ... **Personal:** Born 4/2/84 ... parents are Joe and Marie ... major is civil engineering

20 James Kamoku

DB, 6-2, 211, Jr./So.

Kailua-Kona, Hawaii (Kealakehe)



2004: Earned first varsity letter ... played in 11 games as a reserve DB ... tallied four tackles, including one solo vs. Michigan State ... 2003: Redshirted ... **High School:** Second-team all-state and first-team all-conference selection as linebacker his senior year ... two-time team MVP ... named team's "most inspirational" and best all-around player ... career statistics included 134 tackles, four QB sacks, seven intercep-

tions (two returned for TDs), two blocked punts, four blocked field goals, 1,653 receiving yards and 38 TDs ... also faked five punts for 312 yards ... had 102 tackles, two interceptions, a 96-yard kickoff return, 597 receiving yards and 15 TDs as a senior ... four-time team captain and two-time team MVP ... lettered in football, basketball and track ... honor roll student who had highest GPA on football team ... listed hobbies include chess, rugby, hula, fire-dancing, surfing, body boarding, hunting, diving and fishing ... coached by Sam Papalili at Kealakehe High ... **Personal:** Born 2/5/85 ... parents are Solomon and Lorraine ... major is history

KAMOKU'S CAREER STATISTICS

Year	UT	AT	Tot.	TFL	Sacks	FC	FR	Int	PD
2004	1	3	4	0-0	0-0	0	0	0	0
Totals	1	3	4	0-0	0-0	0	0	0	0


KAMOKU'S TACKLES BY GAME

2004 SEASON: Penn State (0-1=1); Illinois (0-1=1); Ohio State (0-1=1); Michigan State (1-0=1)

64 Danny Kaye

OL, 6-8, 318, Jr./So.

New Berlin, Wis. (Eisenhower)




2004: Appeared in two games as a reserve lineman ... did not letter ... 2003: Redshirted ... **High School:** Listed among top 40 players in Midwest by *SuperPrep* ... ranked among top 50 players in Midwest, top 30 tight ends nationally and top five players in Wisconsin by *Rivals.com* ... *PrepStar* all-region selection ... captained football team as a senior while earning All-America and All-Midwest honors ... three-

time all-conference choice in football ... helped lead team to 2002 conference title and into state Division 3 quarterfinals in 2001 and 2002 ... career statistics included 328 tackles (44 TFLs and 24 QB sacks) and 12 forced fumbles ... played on offensive line that paved the way for three straight 1,000-yard rushers ... four-year basketball letterwinner who was team MVP and all-conference selection as a junior when he helped lead team to state regional title ... played varsity hoops as a freshman ... coached by Jeff Setz at New Berlin's Eisenhower High ... **Personal:** Born 9/6/84 ... parents are Robert Kaye and Donna Ohm ... major is sociology

56 Brandon Kelly

LB, 6-4, 250, Jr./So.
Bedford, Ohio (Bedford)



2004: Earned first varsity letter ... appeared in five games as a reserve defensive lineman ... recorded a solo tackle vs. Purdue ... 2003: Redshirted ... **High School:** Listed among top 85 players in Midwest by *SuperPrep* ... ranked among top 45 outside linebackers nationally by Rivals.com ... rated No. 2 linebacker in Ohio by Bill Kurelic and No. 6 athlete in the Midwest by *Student Sports* his senior year ... 2002

state finalist for Wendy's High School Heisman ... National Honor Society member ... football team captain as junior and senior ... career prep totals include 1,300 all-purpose yards, 150 tackles, four interceptions and five forced fumbles ... rushed for 500 yards, made 60 tackles, forced three fumbles and registered one interception as a senior ... 350 yards rushing and 40 tackles as a junior ... lettered in football, baseball and track ... coached by Jim Hodakeovic at Bedford High ... same school that produced former Badger stars Chris Chambers (now with Miami Dolphins) and Lee Evans (Buffalo Bills) ... **Personal:** Born 2/23/85 ... parents are Bennie and Lucretia ... major is civil engineering

KELLY'S CAREER STATISTICS


Year	UT	AT	Tot.	TFL	Sacks	FC	FR	Int	PD
2004	1	0	1	0-0	0-0	0	0	0	0
Totals	1	0	1	0-0	0-0	0	0	0	0

KELLY'S TACKLES BY GAME

2004 SEASON: Purdue (1-0=1)

60 Luke Knauf

OL, 6-4, 304, Jr./So.
Stratford, Wis. (Stratford)



2004: Did not play ... 2003: Redshirted ... **High School:** Ranked among top 40 offensive tackles in the nation, top 85 players in the Midwest and top four players in Wisconsin by Rivals.com ... listed among top 25 interior linemen nationally by Tom Lemming ... *PrepStar* all-region selection ... named state's offensive player of the year by Wisconsin Football Coaches Association ... first-team all-state selection by

Associated Press and *Milwaukee Journal Sentinel* in 2002 ... two-time Marawood Conference lineman of the year ... team captain and MVP his senior year ... 99 total tackles, including four QB sacks and five TFLs, along with three forced fumbles and two fumble recoveries in 2002 ... four-year honor roll student and member of National Honor Society ... lettered in football, track and basketball ... coached by Cal Tackes at Stratford High ... **Personal:** Born 3/13/84 ... parents are Thomas and Carol ... major is kinesiology

20 Derek Konkol

DB, 5-9, 182, Sr./Jr.
Amherst, Wis. (Amherst)



2004: Did not play ... scout offense player of the week vs. Northwestern ... 2003: Redshirted ... **High School:** Central Wisconsin Conference co-Offensive Player of the Year as a senior ... rushed for 325 yards on 14 carries with six touchdowns in a game during his final season ... team MVP each of his last two seasons ... team captain as a senior ... also competed in track and wrestling ... member of state champion 4x100-meter relay squad his senior year, while qualifying in the long jump ... coached in football by Harry Page at Amherst ... class salutatorian ... **Personal:** Born 1/19/84 ... parents are Russell and Linda ... major is biology

38 Ben Landgraf

LB, 6-3, 208, So./Fr.
Green Bay, Wis. (Bay Port)



2004: Redshirted ... **High School:** All-conference selection on both offense and defense as a junior and senior ... team MVP senior year ... team captain ... led conference in rushing as a junior ... member of state champion basketball team as a senior ... state qualifier and sectional champion in discus as a member of the track and field team senior year ... earned three letters apiece in football and track and two in basketball ... honor roll student ... National Honor Society member ... **Personal:** Born 9/16/85 ... parents are Tom and Laurie ... father played basketball at UW-Whitewater ... major is undeclared

17 Allen Langford

DB, 5-11, 187, So./Fr.
Detroit, Mich. (Cass Tech)



2004: Redshirted ... **High School:** All-Midwest Region selection by *PrepStar* ... ranked among the top 90 players in the Midwest by *SuperPrep*, he was a first-team All-Detroit and honorable mention all-state selection as a senior ... made 53 tackles, intercepted three passes, broke up 10 passes and recovered three fumbles in his final season ... career totals include 147 tackles, eight interceptions and 20 pass breakups ...

two-year team captain ... an all-city track athlete ... football coach was Thomas Wilcher ... honor roll student throughout high school ... **Personal:** Born 1/29/86 ... parents are Allen and Padena ... major is undeclared

76 Matt Lawrence

OL, 6-5, 288, 5th/Sr.
Millsboro, Del. (Sussex Central)




2004: Earned second varsity letter ... appeared in nine games as a reserve offensive lineman and on special teams ... 2003: Earned first varsity letter as reserve on offensive line ... 2002: Reserve offensive lineman who did not letter ... named scout team offensive player of the week vs. Iowa ... 2001: Redshirted ... earned UW's offensive scout team player of the week honor for Western Kentucky game ... **High**

School: *SuperPrep* and *PrepStar* regional All-American at Sussex Central ... two-time all-state, including first-team honors as a senior ... three-year starter as prep ... captain as a senior ... led school to first-ever state finals appearance ... member of National Honor Society ... maintained a 3.9 GPA ... coach was John Wells... **Personal:** Born 11/10/82 ... parents are Theo and Sharon ... majors are history and political science

10 Sean Lewis

TE, 6-7, 235, So./Fr.
Oak Lawn, Ill. (Harold L. Richards)




2004: Redshirted ... enrolled at UW last January and participated in spring practice ... **High School:** *PrepStar* All-America choice ... ranked among top 50 players in the Midwest by *SuperPrep*, he is a two-time all-area and all-conference selection ... rated among top 10 players in Illinois by Rivals.com ... school's career passing leader with 3,131 yards and 39 TDs in three seasons ... threw for 2,178 yards and 27 TDs

as a junior ... rushed for 915 yards on 192 carries (4.8-yard average) and 15 TDs in three-year career ... three-time letterwinner in both football and basketball ... two-time football team captain and MVP ... coach was Gary Korhonen ... National Honor Society member who graduated 29th in his class of 380 ... **Personal:** Born 4/11/86 ... parents are Michael and Kathleen ... father played football at North Park College in 1969 and at Western Illinois in 1971 ... uncle, Dennis Carrabine, ran track at Furman from 1977-79 ... great uncles, Gene (1951-52) and Luke (1953-54) Carrabine, played football at Notre Dame ... major is undeclared

59 Victor Meckstroth

LB, 6-1, 245, Sr./Jr.
Mequon, Wis. (Homestead)




2004: Did not play ... scout defense player of the week vs. Ohio State ... 2003: Reserve linebacker who did not letter ... 2002: Redshirted ... **High School:** First-team all-state selection as a senior, collecting 119 tackles, including 20 for loss, and seven pass breakups ... first-team all-conference, first-team all-area, team MVP and conference linebacker of the year as both a junior and senior ... team captain and conference

defensive player of the year his final season ... played in the Wisconsin Shrine North/South All-Star Game following his senior year ... started on the 1999 Wisconsin Division I state championship team as a sophomore ... earned three varsity letters in football and two in baseball ... played football for Coach Dave Keel ... honor roll student ... **Personal:** Born 3/17/84 ... parents are Kurt and Jodeen ... father played college football at Army ... uncle, Jim Meckstroth, played football at Ohio State and grandfather, Jim Meckstroth, played at Michigan State ... major is communication arts

10 Taylor Mehlhaff

K, 5-11, 179, So./So.
Aberdeen, S.D. (Central)



2004: Earned first varsity letter ... 18 of 53 kickoffs resulted in touchbacks ... averaged 61.6 yards per kick off ... two-time UW special teams player of the week ... **High School:** Rated by Rivals.com as the nation's No. 1 kicker ... Riddell first-team All-American, *USA Today* second-team All-American and a two-time all-state, all-area and all-conference selection ... also an all-conference quarterback ... South Dakota's

2003 Gatorade Player of the Year ... helped lead his team to 12-1 record and runner-up finish in 2003 Class 11AA state finals as a quarterback, strong safety, kicker and punter ... national kickoff champion at Chris Sailer's Kicking Camp his junior year ... as a senior, 93 percent of his kickoffs went for touchbacks and he made 6-14 FGAs (long of 52 yards) and 35-36 PATs ... also passed for 1,359 yards and 12 TDs, while making 55 tackles on defense ... team captain and MVP ... won four letters each in football, hockey and track ... coach was Mike Flakus ... all-state academic choice ... **Personal:** Born 8/25/85 ... parents are Charlie Mehlhaff and Heidi Preston ... father ran track and played golf at Northern State ... major is undeclared

16 Craig Meier

QB, 6-3, 198, So./Fr.
Madison, Wis. (Edgewood)




2004: Redshirted ... UW scout team offensive player of the year ... UW scout team offensive player of the week vs. Illinois ... **High School:** First-team all-conference pick on defense and second-team on defense as a junior ... team captain ... missed most of senior year due to injury ... two-time first-team all-conference selection in baseball ... member of state champion baseball team as a senior while being named city player

of the year and all-state ... first-team all-conference and all-city in basketball as a junior and started on state championship team as a sophomore ... earned four letters each in football and baseball and two in basketball ... **Personal:** Born 7/30/85 ... parents are Ken and Michelle ... major is consumer science

88 Jarvis Minton

WR, 6-1, 202, So./So.
Arlington, Texas (Mansfield Summit)




2004: Played in six games in a reserve role ... did not letter ... **High School:** An All-Midlands Region choice by *PrepStar* and a first-team all-district selection as a senior after making 21 catches for 425 yards and 16 touchdowns ... team captain and MVP ... helped lead team to 9-1 record and 2003 District 4-5A title ... also competed in track & field and soccer ... coach was Tim Beck ... **Personal:** Born 7/20/85 ... parents are

Glen Minton and Deloris Mackson ... major is consumer science

95 Joe Monty

DL, 6-2, 252, Sr./Jr.
Ft. Collins, Colo. (Ft. Collins)



2004: Earned second varsity letter ... played in all 12 games, including two starts ... posted 18 tackles and one sack (vs. Northwestern) ... team's co-defensive player of the week vs. Minnesota after posting a career-high four tackles ... 2003: Earned first varsity letter ... played in 12 of 13 games as reserve DL ... Academic All-Big Ten ... made nine tackles, including three apiece vs. 24th-ranked Minnesota and

17th-ranked Iowa ... joined football team in January of 2003 ... **High School:** All-Midlands selection by Tom Lemming's *Prep Football Report* and *Super Prep* ... first-team all-conference and second-team all-state as a senior ... first-team all-state in baseball as a junior ... squad's defensive MVP ... saw action at TE, LB, FB and DL ... four-year letterwinner in football and three timer in baseball ... 98 tackles and three fumble recoveries as a senior ... suffered a broken leg as a junior ... three-year academic honoree

... 3.8 GPA ... played for Coach Tim Monty, his father ...

Personal: Born 3/22/84 ... parents are Tim and Kathy ... brother, Pete, is Wisconsin's career tackle leader ... father played college football at Notre Dame ... major is business

MONTY'S CAREER STATISTICS

Year	UT	AT	Tot.	TFL	Sacks	FC	FR	Int	PD
2003	3	6	9	0-0	0-0	0	0	0	0
2004	6	12	18	1-5	1-5	0	0	0	1
Totals	9	18	27	1-5	1-5	0	0	0	1


MONTY'S TACKLES BY GAME

2003 SEASON: Akron (1-1=2); Minnesota (2-1=3); Michigan State (0-1=1); Iowa (0-3=3)

2004 SEASON: UNLV (0-1=1); Arizona (1-0=1); Penn State (0-3=3); Illinois (0-2=2); Northwestern (1-1=2); Minnesota (1-3=4); Michigan State (0-1=1); Iowa (2-1=3); Georgia (1-0=1)

51 Joshua Neal

LB, 5-10, 234, So./Fr.
Nashville, Tenn. (Pearl-Cohn)



2004: Redshirted ... scout defense player of the week vs. UCF ... **High School:** Named first-team all-metro and first-team all-region (twice) and third-team all-midstate ... made 95 tackles, including 21 QB sacks, forced five fumbles and recovered four fumbles as a senior ... two-time team captain and was named team's defensive MVP his final season ... career totals include 310 tackles, 53 QB sacks and 15 forced fumbles

... coach was Maurice Fitzgerald ... ranked 11th academically in class of 185 ... member of National Honor Society ... received Nashville Sports Council Foundation Award ... *Who's Who Among American High School Students* ... **Personal:** Born 8/3/86 ... parents are Marvin and Sherri ... father, Rev. Marvin Neal, was a four-year football letterwinner at Wisconsin (1979-81, 1983), ranks sixth on the UW career list for kickoff return yards with 1,009 and was a free agent in 1984 with the Green Bay Packers and the CFL's Saskatchewan Roughriders ... major is elementary education

89 Joel Nellis

TE, 6-4, 239, 5th/Jr.
Madison, Wis. (Memorial)




2004: Played in four games ... did not letter ... 2003: Did not letter in role as reserve tight end ... 2002: Reserve tight end who did not letter ... earned offensive scout team player of the week honors vs. Indiana ... 2001: Redshirted ... **High School:** Honorable mention all-state and second-team all-conference defensive back ... team captain as a senior ... 46 tackles and five interceptions in final season ... National

Honor Society member ... coach was Gary Kolpin ... **Personal:** Born 7/16/82 ... parents are Bob and Mary ... major is kinesiology

54 Mike Newkirk

DL, 6-3, 250, So./Fr.

Ladysmith, Wis. (Ladysmith-Hawkins)



2004: Redshirted ... scout defense player of the week vs. Minnesota and Georgia ...


High School: All-Midwest Region choice of *PrepStar* ... first-team all-state selection as a running back and defensive lineman ... named state's 2003 Offensive Player of the Year by Wisconsin Football Coaches Association after rushing for school records of 2,409 yards and 40 touchdowns ...

ranked as eighth-best player in Wisconsin by Rivals.com ... school record-holder for rushing yards (4,412) and TDs (77) ... made 185 career tackles, including 23 TFLs and 22.5 QB sacks ... three-time team MVP ... lettered in football, wrestling and track ... first wrestler from his county to win a state title (heavyweight, 42-0 record as a junior) ... school record-holder in discus and shot put ... won Division 2 shot put state title as a senior ... football coach was Bruce Stewart ... **Personal:** Born 8/12/86 ... parents are Chris and Christine ... father played football at Mt. Senario College from 1985-88 ... major is elementary education

9 Jonathan Orr

WR, 6-3, 190, 5th/Sr.

Detroit, Mich. (Henry Ford)



2004: Earned third varsity letter ... played in all 12 games ... shared team lead with three TD receptions (vs. UCF, Ohio State and Minnesota) ... ranked third on team with an average of 13.6 yards per catch and fourth with 177 receiving yards ... tied a career long with a 43-yard reception vs. Minnesota ... 2003: Earned second varsity letter ... saw action in all 13 games, including start in four-receiver set vs. 17th-ranked

Iowa ... caught seven passes (one in seven different games) for 117 yards ... rated by *Lindy's* as No. 18 wide receiver in the nation heading into 2003 campaign ... 2002: Earned first varsity letter ... played in all 14 games, including 13 starts (only non-start was game in which UW lined up in two tight end formation) ... second-team freshman All-American by *The Sporting News* ... first-team freshman All-Big Ten selection by *The Sporting News* ... named UW's rookie of the year ... team-high 842 receiving yards set school freshman record, were second-most ever by a Big Ten freshman and rank fourth on all-time UW single-season list ... ranked No. 3 nationally among freshmen in receiving yards ... second on team with 47 receptions and tied for seventh on UW all-time single-season list ... eight TD receptions tied UW freshman record and tied for second-most in school history for a single season ... his five-game TD reception streak tied with Al Toon (1983) for second-longest in UW history ... caught at least one pass in every regular-season game ... two 100-yard games, including school freshman record 150 yards in win at UNLV ... two-time UW offensive player of the week ... his 17.9-yards-per-catch average ranked sixth on UW single-season list ... caught career-high seven passes twice ... career-long reception of 43

yards in victory over West Virginia ... 2001: Redshirted ... earned UW's offensive scout team player of the week for Michigan game ... **High School:** All-American by *PrepStar* and *SuperPrep* at Henry Ford ... top-30 wide receiver according to *PrepStar* ... top-100 prospect nationally by CBS Sportsline ... first-team all-state (and No. 7 prospect in Michigan) according to *Detroit News* ... averaged 30.1 ypc with 25 grabs for 753 yards and 11 TDs in senior season ... earned all-city honors with 30 receptions for 705 yards and 10 TDs as junior ... ran the 100 in 10.6 seconds ... class president ... coach was Mike Marshall ... **Personal:** Born 3/20/83 ... parents are Larry and Linda ... major is family consumer education

ORR'S CAREER STATISTICS

Year	Rec.	Yds.	TD	Avg/C	Long
2002	47	842	8	17.9	43
2003	7	117	0	16.7	30
2004	13	177	3	13.6	43
Total	67	1,136	11	17.0	43

ORR'S RECEIVING BY GAME

2002 SEASON: Fresno State (2-41); UNLV (7-150, 1 TD); West Virginia (5-94, 2 TD); Northern Illinois (1-22); Arizona (7-90, 1 TD); Penn State (4-62, 1 TD); Indiana (2-30, 1 TD); Ohio State (4-107, 1 TD); Michigan State (4-63, 1 TD); Iowa (6-83); Illinois (3-50); Michigan (1-14); Minnesota (1-14)

2003 SEASON: Akron (1-30); UNLV (1-21); North Carolina (1-14); Penn State (1-5); Ohio State (1-22); Northwestern (1-6); Auburn (1-19)

2004 SEASON: UCF (3-42, 1 TD); UNLV (1-13); Arizona (1-15); Penn State (2-16); Illinois (1-6); Ohio State (1-10, 1 TD); Minnesota (3-68, 1 TD); Michigan State (1-7)



WR Jonathan Orr's three TD receptions last season tied for most on the team.

99 Justin Ostrowski

DL, 6-5, 304, Jr./So.

Portage, Wis. (Portage)



2004: Earned first varsity letter ... appeared in 11 games ... recorded first career sack vs. Ohio State ... totaled five tackles ... **2003:** Redshirted ... **High School:** Senior year honors included: *Parade* All-American, Wisconsin Football Coaches Association co-defensive player of the year (with fellow UW recruit Joe Thomas), Gatorade state player of the year, unanimous first-team all-state selection, *PrepStar* Eastbay Top 100

Dream Team, *SuperPrep* All-America team, Tom Lemming's national Top 100 list, Rivals.com's national The Rivals 100 list ... ranked as No. 8 defensive tackle in the nation by Tom Lemming ... No. 2 defensive end in the nation, No. 4 player in the Midwest and No. 1 player in Wisconsin according to Rivals.com ... four-time all-conference and all-region choice in football ... team captain and MVP in 2002 ... career statistics include 318 total tackles, 30 QB sacks, 28 TFLs, one interception and a TD ... had 108 tackles, 14 QB sacks and 15 TFLs his senior year ... four-year letterwinner in basketball and was first-team all-conference in hoops as a sophomore and junior ... earned two track letters and one baseball letter ... second-team all-conference baseball player as a sophomore ... coached by Jeff Wiessinger at Portage High ... **Personal:** Born 9/14/84 ... parents are Jim and Kim ... major is sociology

OSTROWSKI'S CAREER STATISTICS

Year	UT	AT	Tot.	TFL	Sacks	FC	FR	Int	PD
2004	3	2	5	1-3	1-3	0	0	0	0
Totals	3	2	5	1-3	1-3	0	0	0	0

OSTROWSKI'S TACKLES BY GAME

2004 SEASON: UCF (0-1=1); UNLV (1-0=1); Ohio State (1-0=1); Northwestern (1-1=2)

52 Jason Palermo

OL, 6-3, 307, 5th/Sr.

Madison, Wis. (Edgewood)



2004: Earned second varsity letter ... appeared in 11 games as a reserve offensive lineman and on special teams ... **2003:** Earned first varsity letter ... listed as No. 2 center on depth chart ... earned Academic All-Big Ten honors ... **2002:** Reserve offensive lineman who did not letter ... **2001:** Redshirted ... switched from defensive to offensive line ... named UW's scout team offensive player of the year ... earned UW's


co-offensive scout team player of the week honor for Virginia game ... **High School:** Top-100 prospect in the Midwest by Tom Lemming's *Prep Football Report* at Edgewood ... first-team all-state on defense by media and coaches as a senior ... nearly 100 tackles with eight sacks, five passes tipped and four forced fumbles as a senior ... credited with 85 tackles, eight for losses, and 12 pan-

cake blocks in junior season ... coach was Al Minneart ... GPA of 3.0 ... **Personal:** Born 10/16/82 ... parents are John and Donna ... son of UW assistant head coach John Palermo ... major is agricultural journalism

81 Dave Peck

TE, 6-5, 240, So./Fr.

Media, Pa. (Wallingford Strath Haven)



2004: Redshirted ... scout offense player of the week vs. Iowa ... **High School:** All-East Region selection by *PrepStar* ... first-team all-state and two-time, first-team, all-conference tight end who caught 13 passes for 308 yards and three TDs as a senior ... named to 2003 Pennsylvania Platinum 33 All-State team by *Harrisburg Patriot News* ... ranked among top 35 players in the state by *SuperPrep* and Rivals.com ... team MVP

and captain his final season ... three-year starter at TE, OLB and long snapper ... team was 56-3 during his four seasons ... won 10 letters, including four each in football and lacrosse and two in basketball ... All-Delaware County lacrosse player ... coach was Kevin Clancy ... four-year honor roll student ... **Personal:** Born 11/26/85 ... parents are James and Patricia ... major is undeclared

84 Jason Pociask

TE, 6-3, 258, 5th/Sr.

Plainfield, Ind. (Plainfield)



2004: Earned third varsity letter ... started four times in two-TE sets and appeared in 11 games ... made four receptions for 60 yards, including a career-long 27-yard catch vs. Minnesota ... Academic All-Big Ten selection ... **2003:** Earned second varsity letter ... played in all 13 games as backup TE and on special teams ... made five starts in two-tight end sets ... Academic All-Big Ten selection ... nominated for CoSIDA

Academic All-America honors ... first reception of his career went for five yards at Illinois ... **2002:** Earned first varsity letter in reserve role and on special teams ... UW Athletic Board Scholar ... **2001:** Redshirted ... earned UW's offensive scout team player of the week honor for Michigan State game ... **High School:** One of the top 100 players in the Midlands according to *Prep Football Report* at Plainfield ... made *Bloomington Herald-Times* "Top 33" team, Associated Press all-state and 4A defensive player of the year in 2000 ... team offensive MVP his senior year ... school was state runner-up with a 14-1 record in senior season ... career totals of 47 receptions for 721 yards ... caught 30 passes for 641 yards (21.4 ypc) as a senior ... made 128 tackles as a senior ... blocked three kicks in 2000 ... father, Mike, was school's offensive line coach ... academic all-state and mid-state academic all-conference twice ... coach was Chuck Schwaneckamp ... **Personal:** Born 2/9/83 ... parents are Michael Pociask and Donna Brown ... major is kinesiology

POCIASK'S CAREER RECEIVING STATISTICS

Year	Rec.	Yds.	TD	Avg/C	Long
2003	1	5	0	5.0	5
2004	4	60	0	15.0	27
Total	5	65	0	13.0	27

POCIASK'S RECEIVING BY GAME**2003 SEASON:** Illinois (1-5)**2004 SEASON:** Penn State (2-14); Ohio State (1-19); Minnesota (1-27)

44 Chris Pressley

FB, 6-1, 256, So./So.**Woodbury, N.J. (Woodbury)**

2004: Appeared in five games as a reserve running back ... rushed 11 times for 36 yards ... did not letter ... **High School:** All-America choice by *PrepStar* ... rated among top 15 players in New Jersey by *SuperPrep* and was named South Jersey Back of the Year and All-South Jersey after rushing for 1,630 yards and 22 TDs as a senior ... ranked among Tom Lemming's top 25 full-backs ... also made 101 tackles from his LB

position ... career totals include 3,650 rushing yards and 334 tackles ... three-time all-conference, All-Group I and All-South Jersey choice ... two-time team captain and MVP ... lettered in football, track and wrestling ... three-time all-conference in track ... coach was Zack Valentine ... National Honor Society member who placed second in the math competition at the Coriell Institute Science Fair ... **Personal:** Born 8/8/86 ... mother is Jacqueline Pressley ... uncle, Greg Ross, played football and participated in track at Bethune Cookman ... major is undeclared

PRESSLEY'S CAREER RUSHING STATISTICS

Year	Att.	Yds.	TD	Avg/C	Long
2004	11	36	0	3.3	11
Totals	11	36	0	3.3	11

PRESSLEY'S RUSHING BY GAME**2004 SEASON:** UCF (8-22); Illinois (3-14)

55 Adam Purcell


LB, 6-1, 242, Jr./So.**Oak Creek, Wis. (Milwaukee Marquette University)**

2004: Did not play ... scout defense player of the week vs. Illinois ... 2003: Redshirted ... **High School:** First-team all-conference selection and team captain as a senior ... earned two varsity letters in football ... also played hockey, serving as team captain as both a junior and senior while earning four varsity letters ... coached in football by Dick Basham at Marquette University High ... National Honor Society member ... graduated with honors ... **Personal:** Born 10/8/84 ... parents are Jim and Aggie ... major is agricultural business management

53 Donovan Raiola

OL, 6-3, 294, 5th/Sr.**Honolulu, Hawaii (Kamehameha)**


Named to 2004 and 2005 preseason watch lists for the Dave Rimington Trophy (college football's top center) and 2004 Outland Trophy ... rated in the preseason as the the No. 5 center in the nation by *The Sporting News* and the No. 6 center by *Lindy's* ... named in the preseason as honorable mention All-American offensive lineman by *Street & Smith* ... 2004: Earned third varsity letter ... started all 12 games at center ... line allowed only 22 QB sacks and paved the way for Big Ten's fourth-best rushing offense ... consensus honorable mention All-Big Ten selection ... 2003: Earned second varsity letter ... started all 13 games at center ... first sophomore to start at center for Badgers since Casey Rabach in 1998 ... consensus honorable mention All-Big Ten selection ... 2002: Reserve offensive lineman ... earned first varsity letter ... played in five games, including starting nod (right guard for injured Jonathan Clinkscale) at Iowa ... also saw action vs. Illinois, at Michigan State and at Michigan ... first collegiate action vs. West Virginia ... 2001: Redshirted ... **High School:** *PrepStar* and *Student Sports* regional All-American at Kamehameha ... regional all-star by Tom Lemming's *Prep Football Report* and *Rivals100.com* ... first-team all-state selection by *Honolulu Advertiser* and *Star Bulletin* ... biggest sports thrill was helping school defeat St. Louis High School, the state's top-ranked team ... team captain his senior year ... 3.2 GPA ... coach was Kanani Souza ... **Personal:** Born 12/13/82 ... parents are Tony and Wendy ... brother of Nebraska All-American, 2000 Outland Trophy finalist and Detroit Lion Dominic Raiola ... major is agricultural business management



OL Donovan Raiola is a two-time member of the Dave Rimington Trophy (nation's top center) watch list.

13 Marcus Randle El

QB, 5-10, 186, So./So.
Markham, Ill. (Thornton)



2004: Earned first varsity letter after appearing in seven regular season games as a true freshman ... tallied 11 carries for 29 yards and two receptions for seven yards ... returned one punt for 10 yards ... lined up at QB for a few snaps vs. Arizona and Illinois ... **High School:** An All-Midwest Region choice by *PrepStar*, he was named one of the top 40 players in the Midwest by *SuperPrep* and one of top 50 players in

the Midwest by Rivals.com ... also tabbed No. 7 player in Illinois by Rivals.com ... an all-state selection as a senior and a three-time all-conference pick ... rushed for 1,200 yards and 16 TDs, and threw for 1,100 yards and 15 TDs his senior year ... junior year totals included 1,100 rushing yards and 12 TDs, and 1,300 passing yards and 22 TDs ... two-time team captain and MVP ... coach was Bill Mosel ... **Personal:** Born 5/29/86 ... parents are Curtis and Jacqueline ... brother, Antwaan, was a record-setting QB at Indiana (1998-01) and now plays for the Pittsburgh Steelers ... another brother, Curtis, also played at Indiana (1996-99) ... major is undeclared

RANDLE EL'S CAREER RECEIVING STATISTICS

Year	Rec.	Yds.	TD	Avg/C	Long
2004	2	7	0	3.5	6
Total	2	7	0	3.5	6

RANDLE EL'S RECEIVING BY GAME

2004 SEASON: UCF (1-6); Michigan State (1-1)

RANDLE EL'S CAREER PUNT RETURN STATISTICS

Year	No.	Yds.	TD	Avg/R	Long
2004	1	10	0	10.0	10
Totals	1	10	0	10.0	10

RANDLE EL'S PUNT RETURNS BY GAME

2004 SEASON: UNLV (1-10)

RANDLE EL'S CAREER RUSHING STATISTICS

Year	Att.	Yds.	TD	Avg/C	Long
2004	11	29	0	2.6	9
Totals	11	29	0	2.6	9

RANDLE EL'S RUSHING BY GAME

2004 SEASON: UCF (3-14); UNLV (2-12); Arizona (3-6); Penn State (1-(-9)); Illinois (1-(-1)); Michigan State (1-7)

34 Bill Rentmeester

FB, 6-0, 249, So./Fr.
Beaver Dam, Wis. (Beaver Dam)




2004: Redshirted ... **High School:**

Honorable mention all-state running back who rushed for 1,462 yards and scored 20 touchdowns as a senior ... first-team all-conference selection and was a two-time team MVP ... career totals include 2,193 rushing yards and 32 TDs ... lettered nine times (three each in football, hockey and track) ... state qualifier in shot put as a senior ... honor roll student throughout high

school ... coach was Mark Furdek ... **Personal:** Born 4/25/86 ... parents are Tim and Maggie ... grandfather, Otis Mehlberg, played football at Valparaiso from 1946-50 ... major is undeclared

22 Roderick Rogers

DB, 6-2, 181, Jr./Jr.
Stone Mountain, Ga. (Stephenson)



2004: Earned second varsity letter ... appeared in 10 games as a reserve DB and on special teams ... made one tackle ...

2003: Earned first varsity letter ... saw action as a reserve DB and on special teams ... made six tackles, including two apiece vs. third-ranked Ohio State and 13th-ranked Purdue ... **High School:** Listed among top 40 safeties in the nation and players in Georgia by Rivals.com ... Class

5A honorable mention all-state choice by *Atlanta Journal-Constitution* in 2002 ... two-year team captain and MVP as a senior ... 261 career tackles, along with 13 interceptions, four forced fumbles, three fumble recoveries and four touchdowns ... five interceptions and three TDs his senior year ... lettered in track, football and wrestling ... two-time honor roll student ... coached by Ron Gartrell at Stephenson High ... **Personal:** Born 9/7/84 ... major is undecided ... parents are Roy and Althea ... major is African-American studies

ROGERS' CAREER STATISTICS

Year	UT	AT	Tot.	TFL	Sacks	FC	FR	Int	PD
2003	2	4	6	0-0	0-0	0	0	0	0
2004	0	1	1	0-0	0-0	0	0	0	0
Totals	2	5	7	0-0	0-0	0	0	0	0

ROGERS' TACKLES BY GAME

2003 SEASON: Penn State (1-0=1); Ohio State (0-2=2); Purdue (1-1=2); Minnesota (0-1=1)

2004 SEASON: Illinois (0-1=1)

24 Dywon Rowan


RB, 5-9, 239, Sr./Jr.
Erie, Pa. (Mercyhurst Prep)



2004: Joined team as a walk-on ... did not play ... **High School:** Four-time all-metro selection ... two-time all-state and team MVP ... three-time team captain ... scored 54 TDs in prep career, including 27 as a senior ... coach was Jeff Nichols ... also lettered in track ... **Personal:** Born 1/16/84 ... parents are Levonne and Victoria ... brother Levonne is a defensive back with the Badgers ... major is consumer science

21 Levonne Rowan

DB, 6-1, 191, Sr./Sr.
Erie, Pa. (Mercyhurst Prep)



2004: Earned third varsity letter ... appeared in 11 games as a reserve DB and on special teams ... made 12 tackles, including a season-high seven as a nickel back vs. Purdue ... returned a punt for no yards ... 2003: Earned second varsity letter ... played in 12 of 13 games, including nine starts ... also played on special teams ... Academic All-Big Ten ... eighth on team with 45 tackles ... tied for third on team

with six pass breakups ... ran the 100 meters with Badger track team in spring of 2004 ... 2002: Earned first varsity letter ... played in 10 of 14 games mainly on special teams ... joined Badger track team for outdoor season ... **High School:** Super Prep All-Northeast pick and PrepStar and Prep Football Report All-East honoree ... named to Rivals.com Top 100 list in the East ... earned first-team all-conference honors his final three seasons and was first-team all-state as a junior and senior ... team's Most Valuable Defensive Player twice ... three-year team captain ... intercepted 10 passes in junior season and four as a senior when foes threw away from him ... career total of 21 interceptions ... Class 2A state champ in 100 (10.5 seconds) and 200 meters (21.5) as a junior ... played for Coach Jeff Nichols ... **Personal:** Born 11/2/82 ... parents are Levonne and Victoria ... brother Dywon is a running back with the Badgers ... major is human ecology

ROWAN'S CAREER STATISTICS


Year	UT	AT	Tot.	TFL	Sacks	FC	FR	Int	PD
2002	0	0	0	0-0	0-0	0	0	0	0
2003	25	20	45	1-2	0-0	0	0	0	6
2004	9	3	12	0-0	0-0	0	0	0	1
Total	34	23	57	1-2	0-0	0	0	0	7

ROWAN'S TACKLES BY GAME

2003 SEASON: UNLV (0-2=2); North Carolina (6-1=7); Illinois (1-2=3); Penn State (5-0=5); Ohio State (4-4=8); Purdue (6-4=10); Northwestern (1-2=3); Minnesota (0-1=1); Auburn (2-4=6)
2004 SEASON: Illinois (1-0=1); Ohio State (1-0=1); Purdue (6-1=7); Michigan State (1-1=2); Iowa (0-1=1)

14 Dontez Sanders

LB, 6-1, 208, 5th/Sr.
Bedford, Ohio (Chanel)



Rated in the preseason by *The Sporting News* as the No. 19 outside linebacker in the nation ... named to 2005 Chuck Bednarik Award preseason watch list ... 2004: Earned third varsity letter ... started all 12 games at weak-side LB ... consensus honorable mention All-Big Ten pick ... first-year starter who led the team with 76 tackles, third with 5.5 sacks and fourth with 10 TFLs ... team season-high 13 tackles vs. Illinois ...

posted first career interception vs. Northwestern ... UW's co-defensive player of the week vs. Illinois ... 2003: Earned second varsity letter ... saw action in all 13 games primarily as a solid special teams contributor ... made seven tackles, including then-career high-tying three in win over Akron ... 2002: Earned first varsity letter ... played in 12 of 14 games on special teams and as reserve defensive back ... saw action in defensive backfield against Michigan, tying a then-career-high with three tackles ... also had three tackles against Fresno State ... switched from wide receiver to DB ... 2001: Redshirted ... earned UW's offensive scout team player of the week honor for Fresno State and Ohio State games (only offensive scout teamer to earn more than one player of the week accolade in 2001) ... **High School:** All-America selection by PrepStar at Chanel ... four-time all-conference choice in football and two-time all-state ... captain and team MVP three times ... had 2,028 career receiving yards, including 850 as a senior ... made 37 receptions for 734 yards and averaged 8.5 yards per rush as a junior ... intercepted seven passes and made 80 tackles as a junior ... as a sophomore, he accounted for nearly 1,000 total yards (572 passing, 391 rushing) ... six interceptions as sophomore ... coach was Jeff Rotsky ... brother, Darnell, played tight end at Ohio State ... same hometown as former Badger stars Chris Chambers and Lee Evans ... **Personal:** Born 11/1/82 ... parents are Larry and Donna ... major is African-American studies

SANDERS' CAREER STATISTICS

Year	UT	AT	Tot.	TFL	Sacks	FC	FR	Int	PD
2002	8	4	12	0-0	0-0	0	0	0	0
2003	4	3	7	0-0	0-0	0	0	0	0
2004	35	41	76	10-48	5.5-33	1	2	1	4
Total	47	48	95	10-48	5.5-33	1	2	1	4

SANDERS' TACKLES BY GAME

2002 SEASON: Fresno State (2-1=3); West Virginia (1-1=2); Arizona (0-1=1); Penn State (1-0=1); Ohio State (1-0=1); Michigan State (1-0=1); Michigan (2-1=3)
2003 SEASON: Akron (1-2=3); North Carolina (1-0=1); Illinois (1-0=1); Michigan State (1-0=1); Iowa (0-1=1)
2004 SEASON: UCF (1-2=3); UNLV (1-6=7); Arizona (4-2=6); Penn State (2-2=4); Illinois (6-7=13); Ohio State (1-4=5); Purdue (7-2=9); Northwestern (3-3=6); Minnesota (3-2=5); Michigan State (3-7=10); Iowa (4-3=7); Georgia (0-1=1)

3 Bryan Savage

QB, 6-4, 211, So./Fr.

Clifton Hts., Pa. (The Haverford School)




2004: Redshirted ... **High School:** All-America selection by *PrepStar* ... ranked among the top 30 players in Pennsylvania by *SuperPrep*, he was a first-team all-state selection as a senior after throwing for 1,913 yards and 17 touchdowns, along with rushing for 424 yards and six TDs ... named to 2003 Pennsylvania Platinum 33 All-State team by *Harrisburg Patriot News* ... career totals include 4,249 passing yards

and 36 TDs, plus 965 rushing yards and 16 TDs ... two-time team captain and MVP ... an 11-time letterwinner in football, baseball and track ... three-time All-Delaware County baseball player ... football coach was Robert Allman ... won national French exam award, placing 11th in the nation ... **Personal:** Born 4/9/86 ... parents are Thomas and Linda ... uncle, Brian Nihill, played football at West Chester University and spent two years in the Chicago White Sox farm system ... major is undeclared

98 Adam Schober

K, 5-11, 195, So./Fr.

Plano, Texas (Jesuit College Prep)




2004: Redshirted ... **High School:** Named team's special teams MVP as a senior ... private schools all-state selection following senior season ... averaged 40.5 yards per punt on 41 punts as a senior ... finished as school's third all-time leading receiver ... also competed in wrestling ... graduated cum laude ... **Personal:** Born 3/27/86 ... parents are Scott and Candice ... major is undeclared

97 Paul Standring

P/K, 6-1, 212, Jr./So.

Chicago, Ill. (St. Rita)




2004: Did not play ... **2003:** Redshirted ... **High School:** Honorable mention all-state and all-area selection as two-way starter (QB, DB, P, K) ... named *USA Today* National Player of the Week on Sept. 15, 2001 ... averaged 40.2 yards per punt ... lettered three years in football and two in baseball (captained both teams) ... member of National Honor Society ... played for

Coach Todd Kuska at St. Rita ... **Personal:** Born 10/13/84 ... parents are Julie and Jay ... father played football at Notre Dame (1966-70) ... brother, J.J., punted and pitched at Northwestern (1997-01) ... uncle, Bob Standring, played football at Illinois ... uncle, Tom Omiecinski, played football at Miami (Fla.) ... major is agricultural business management

32 Booker Stanley

RB, 5-10, 214, Sr./Jr.

Milwaukee, Wis. (Whitefish Bay)



2004: Earned second varsity letter ... played in 10 games and made three starts at TB ... second on the team with 350 rushing yards and fourth with 18 receptions ... had first career TD reception vs. Purdue ... carried 30 times for a career-high 135 yards and a TD in the win at Arizona ... UW's offensive player of the week vs. Arizona ... **2003:** Earned first varsity letter ... played in 12 of 13 games as backup RB and had very productive campaign ... named team's rookie of the year ... rushed for 523 yards and five TDs ... three 100-yard rushing efforts, including career highs of 31 carries and 125 yards (and one TD) in upset win over third-ranked Ohio State ... joined Michigan star Chris Perry as the only two players to rush for 100 yards vs. Buckeyes in 2003 ... **2002:** Redshirted ... scout team offensive P.O.W. for Penn State game ... **High School:** Made Power Bar All-America team ... All-Midwest team member by Tom Lemming's *Prep Football Report* ... No. 3 running back prospect in the Midwest by *Prep Star* ... All-Midwest honoree as an "athlete" according to *Student Sports* ... *Milwaukee Journal Sentinel* Player of the Year and first-team all-state ... conference Player of the Year as a senior ... first-team all-conference honors twice ... team MVP in junior and senior years ... rushed for 2,036 yards (8.3 ypc) and 31 scores in senior year ... suffered no fumbles in nearly 250 carries as a senior ... rushed for more than 1,000 yards as a junior (1,447 and 15 TDs) and sophomore (1,213 and 12 TDs) ... biggest sports thrill was rushing for more than 300 yards and five touchdowns vs. Germantown ... earned 10 letters in football (four), track (four) and basketball (two) ... played for Coach Joe Wieland ... **Personal:** Born 3/24/83 ... mother is Ramona ... major is family consumer education

STANLEY'S CAREER RUSHING STATISTICS

Year	Att.	Yds.	TD	Avg/C	Long
2003	133	523	5	3.9	29
2004	115	350	2	3.0	23
Totals	248	873	7	3.5	29

STANLEY'S RUSHING BY GAME

2003 SEASON: Akron (3-11); UNLV (6-25); North Carolina (28-119, 3 TD); Illinois (12-55); Penn State (24-119, 1 TD); Ohio State (31-125, 1 TD); Purdue (1-(-2)); Northwestern (5-1); Minnesota (20-68); Michigan State (3-2)



RB Booker Stanley rushed for a career-high 135 yards in helping UW defeat Arizona in 2004.

2004 SEASON: UCF (12-47); UNLV (22-49); Arizona (30-135, 1 TD); Penn State (10-9); Purdue (5-14); Northwestern (15-50); Minnesota (5-11); Michigan State (5-19); Iowa (10-12, 1 TD); Georgia (1-4)

STANLEY'S CAREER RECEIVING STATISTICS

Year	Rec.	Yds.	TD	Avg/C	Long
2003	3	15	0	5.0	8
2004	18	146	1	14.6	19
Total	21	161	1	7.7	19

STANLEY'S RECEIVING BY GAME

2003 SEASON: Northwestern (1-2); Minnesota (2-13)

2004 SEASON: UCF (1-16); UNLV (5-36); Arizona (2-13); Penn State (2-13); Purdue (1-7, 1 TD); Northwestern (2-21); Michigan State (1-11); Iowa (4-29)

16 Joe Stellmacher

DB, 6-1, 216, Sr./Jr.
Berlin, Wis. (Berlin)



2004: Earned second varsity letter as a reserve defensive back and a special teams contributor ... notched 10 tackles, including a season-high four at Purdue ...

Academic All-Big Ten selection ... 2003: Earned first varsity letter ... played in just five games before season-ending injury at Illinois ... started at strong safety vs. UNLV ... made 16 tackles, including career-high six in win over Akron ... **2002:** Redshirted

... scout team offensive player of the week vs. Michigan State ...

High School: All-state defensive back by Associated Press, WFCA and *Milwaukee Journal Sentinel* ... All-East Central Conference pick in junior and senior years ... conference defender of the year in 2001 ... chosen to play in the Wisconsin Shrine Game ... made 151 tackles, forced four fumbles and intercepted seven passes as a senior ... two-time, first-team all-conference in baseball and basketball ... played on American Legion baseball team that won state and regional championships in 2001 ... member of National Honor Society ... member of Badger Boys State ... earned a WIAA Scholar-Athlete Award ... ranked fifth academically in class of 144 ... 3.96 GPA ... played for Coach Steve Stellmacher, his father ... **Personal:** Born 1/30/84 ... parents are Steve and Terri ... major is kinesiology

STELLMACHER'S CAREER STATISTICS

Year	UT	AT	Tot.	TFL	Sacks	FC	FR	Int	PD
2003	7	9	16	2.5-7	1-4	0	0	0	2
2004	7	3	10	0.5-2	0-0	0	0	0	0
Totals	14	12	26	3-9	1-4	0	0	0	2

STELLMACHER'S TACKLES BY GAME


2003 SEASON: West Virginia (1-1=2); Akron (2-4=6); UNLV (3-2=5); North Carolina (1-0=1); Illinois (0-2=2)

2004 SEASON: UCF (1-1=2); Penn State (1-0=1); Purdue (3-1=4); Northwestern (1-1=2); Minnesota (1-0=1)

7 John Stocco

QB, 6-2, 197, Sr./Jr.

Richfield, Minn. (Academy of Holy Angels)



2004: First-year starter ... earned second varsity letter ... rushed for two TDs and threw for career-high 297 yards and one TD vs. Minnesota (named Big Ten Offensive P.O.W.) ... posted 211 yards passing and a TD vs. Purdue ... threw for 160 yards and two TDs at Ohio State ... rushed for one TD and threw for two more in first career start vs. UCF ... finished the season with 1,999 yards passing (169-of-321), 13

TDs (nine passing, four rushing), and 109.85 efficiency ... three-time UW offensive player of the week (vs. Ohio State, Purdue and Minnesota) ... 2003: Earned first varsity letter ... saw his first collegiate action in the final three games of the season (vs. 21st-ranked Michigan State, 17th-ranked Iowa and Auburn in the Music City Bowl) ... named Academic All-Big Ten ... completed 10-17 passes for 123 yards ... led Badgers on a last-minute fourth-quarter drive that came up just short on final play of 27-21 loss to Hawkeyes ... 2002: Redshirted ... **High School:** named to *Prep Star's* "Dream Team" ... *Prep Football Report* All-Midwest choice ... top 100 prospect in the Midlands by *SuperPrep* ... three-time all-conference in football and all-metro as a senior ... captained football team three times and baseball once ... team MVP in both football and baseball ... passed for 6,036 yards and 42 TDs in career (340-of-612) ... completed 60 percent of his throws for more than 1,500 yards and 12 TDs as a senior ... led team to state playoffs for the first time in school history ... starter at quarterback since midway in freshman season ... his star receiver for two years was former Pittsburgh All-American Larry Fitzgerald ... one evaluator compared him to former Wisconsin star Ron Vander Kelen ... lettered in football, basketball and baseball ... biggest sports thrill was pitching a shutout in first game of state baseball tourney ... selected in the 45th round of the 2002 Major League Baseball draft by the Minnesota Twins ... honor roll student ... played for Coach Mike Pendino ... **Personal:** Born 6/14/83 ... parents are Louis and Sheila ... major is agricultural journalism


STOCCO'S CAREER PASSING STATISTICS

Year	C	A	Yds.	Pct.	TD	Int	Effic.
2003	10	17	123	.588	0	0	119.6
2004	169	321	1,999	.526	9	7	109.9
Totals	179	338	2,122	.530	9	7	110.3

STOCCO'S PASSING BY GAME

2003 SEASON: Michigan State (1-1-0, 5); Iowa (5-9-0, 84); Auburn (4-7-0, 34)

2004 SEASON: UCF (8-18-0, 164, 2 TDs); UNLV (14-24-1, 131, 1 TD); Arizona (12-24-0, 1 TD); Penn State (12-29-2, 150); Illinois (9-20-0, 99); Ohio State (15-24, 160, 2 TDs); Purdue (17-32-1, 211, 1 TD); Northwestern (13-21-1, 178, 1 TD); Minnesota (16-26-0, 297, 1 TD); Michigan State (20-38-0, 178); Iowa (18-38-2, 145); Georgia (12-27-0, 170, 1 TD)




After just one year as a full-time starter, QB John Stocco already ranks 17th on UW's career list for passing yards with 2,122.

3 Ben Strickland

DB, 5-9, 180, Jr./So.

Brookfield, Wis. (Central)



2004: Earned first varsity letter ... appeared in all 12 games ... totaled eight tackles ... blocked a punt in a win over Northwestern, helping him earn the team's co-special teams player of the week honor ... Academic All-Big Ten honoree ... 2003: Redshirted ... scout team defensive player of the week prior to the North Carolina and Iowa games ... **High School:** First-team all-state selection of the Wisconsin Football

Coaches Association and second-team pick by the *Milwaukee Journal Sentinel* and Associated Press as a senior ... played for South squad in the Wisconsin Shrine Bowl all-star game ... first-team all-conference pick as a defensive back as a junior and senior ... earned first-team all-conference honors as a running back his senior year and second-team as a sophomore and junior ... rushed for over 2,000 yards with 27 total touchdowns as a senior

... also competed in track and basketball ... first-team all-state and all-conference in track sophomore through senior seasons ... played football for Coach Rick Synold ... honor roll student ... same high school as current Badgers Joe Thomas and Steve Johnson ... **Personal:** Born 5/21/85 ... parents are David Strickland and Ann Kaun ... father competed in track and field at Wisconsin ... major is secondary education

STRICKLAND'S CAREER STATISTICS

Year	UT	AT	Tot.	TFL	Sacks	FC	FR	Int	PD
2004	3	5	8	0-0	0-0	0	0	0	0
Totals	3	5	8	0-0	0-0	0	0	0	0


STRICKLAND'S TACKLES BY GAME

2004 SEASON: UNLV (1-0=1); Penn State (0-1=1); Ohio State (0-1=1); Purdue (1-1=2); Michigan State (0-1=1); Georgia (1-1=2)

15 Luke Swan

WR, 6-0, 197, Jr./So.

Fennimore, Wis. (Fennimore)



2004: Appeared in one game ... did not letter ... scout offense player of the week vs. UCF ... **2003:** Redshirted ... **High School:** PrepStar all-region selection ... two-time all-state selection by Wisconsin Football Coaches Association ... twice named first-team all-conference and all-area ... career statistics included 121 receptions, 2,234 yards and 26 touchdowns, along with 18 interceptions ... had 72 catches, 1,443

yards, 17 TDs and 10 interceptions as a junior ... also lettered in track, basketball and baseball ... captained football and basketball teams ... earned team MVP honors in football and track ... two-time all-conference selection in hoops ... two-time conference long jump champion, who also won track titles in 100-meter dash, 300 intermediate hurdles and 200-meter dash as a junior ... coached at Fennimore High by Tom Uecker ... National Honor Society member ... *Who's Who Among High School Students* ... **Personal:** Born 9/5/84 ... parents are Scott and Chris ... major is kinesiology

72 Joe Thomas

OL, 6-8, 295, Jr./Jr.


Brookfield, Wis. (Central)



Named in the preseason by *Street & Smith* as honorable mention All-American offensive lineman ... **2004:** Earned second varsity letter ... started all 12 regular season games at left tackle ... consensus honorable mention All-Big Ten pick ... named Academic All-Big Ten and first-team academic all-district ... holds UW indoor record in shot put with throw of 62-0/feet, set in 2005 ... 2005 NCAA indoor and outdoor qualifier in shot put ... **2003:** Earned first varsity letter ... played much of season as a blocking TE (wearing No. 82) ... first true freshman OL to see action during the Alvarez era ... started

at DE vs. Auburn in Music City Bowl and assisted on seven tackles ... **High School:** No. 4 offensive tackle in the nation according to Tom Lemming ... among top 20 offensive tackles nationally, top 25 players in the Midwest and No. 3 player in Wisconsin according to Rivals.com ... PrepStar All-American ... second-team All-America offensive tackle according to *USA Today* ... member of *Detroit Free Press* All-Midwest team ... *Milwaukee Journal Sentinel* first-team all-state defensive lineman and second-team all-state offensive tackle as a senior ... also first-team all-state honors at DE from Wisconsin Football Coaches Association and Associated Press ... WFCB 2002 Defensive Player of the Year with fellow Badger Justin Ostrowski ... 85 tackles and 12 QB sacks as a senior and 70 tackles and eight sacks as a junior ... three-time all-conference selection ... four-year letterwinner in football, track and basketball ... captained football and basketball teams his senior year ... finished fifth in nationals in shot put as a junior ... all-conference, all-area and all-state selection in shot put and discus ... four-year honor roll student ... U.S. Army Academic All-America team ... coached in football by Rick Synold at Brookfield Central High ... **Personal:** Born 12/4/84 ... parents are Eric and Sally ... major is business management ... also competes on UW track & field team


2004: Appeared in one game ... did not letter ... scout offense player of the week vs. UCF ... **2003:** Redshirted ... **High School:** PrepStar all-region selection ... two-time all-state selection by Wisconsin Football Coaches Association ... twice named first-team all-conference and all-area ... career statistics included 121 receptions, 2,234 yards and 26 touchdowns, along with 18 interceptions ... had 72 catches, 1,443 yards, 17 TDs and 10 interceptions as a junior ... also lettered in track, basketball and baseball ... captained football and basketball teams ... earned team MVP honors in football and track ... two-time all-conference selection in hoops ... two-time conference long jump champion, who also won track titles in 100-meter dash, 300 intermediate hurdles and 200-meter dash as a junior ... coached at Fennimore High by Tom Uecker ... National Honor Society member ... *Who's Who Among High School Students* ... **Personal:** Born 9/5/84 ... parents are Scott and Chris ... major is kinesiology



Junior OL Joe Thomas was a consensus honorable mention All-Big Ten selection last year.

63 Kraig Urbik

OL, 6-6, 317, So./Fr.
Hudson, Wis. (Hudson)




2004: Redshirted ... scout offense player of the week vs. Michigan State ... **High School:** *PrepStar* All-American and one of the top 55 players in the Midwest according to *SuperPrep* as a senior ... tabbed as No. 3 player in Wisconsin by Rivals.com ... first-team all-state (*Milwaukee Journal Sentinel*) ... team captain, MVP and first-team all-conference selection ... started every game as a junior and senior ... let-

tered in football, basketball and track ... placed fifth in shot put at Division 1 state meet as a senior ... coach was Craig Jilek ... **Personal:** Born 9/23/85 ... parents are Kenneth and Joanne ... major is undeclared

62 Mike Van Someren

OL, 6-7, 315, Jr./So.
Somerset, Wis. (Somerset)




2004: Did not play ... **2003:** Redshirted ... **High School:** honorable mention all-state choice as a senior by Associated Press and Wisconsin Football Coaches Association ... three-time all-conference selection ... career statistics included 80 tackles, five QB sacks and seven TFLs ... football team captain as a senior ... three-year letterwinner in football, basketball and track ... coached at Somerset High by Bruce Larson ...

National Honor Society member ... **Personal:** Born 10/6/84 ... parents are Mike and Karen Van Someren ... major is history

42 Jamil Walker

RB, 6-2, 215, So./So.
Rolling Meadows, Ill. (Palatine Fremd)



2004: Played in five games ... totaled 102 yards on 26 carries ... rushed 16 times for 88 yards vs. UNLV, including two runs of 23 yards ... did not letter ... **High School:** An All-Midwest Region selection by *PrepStar* ... ranked among top 50 players in the Midwest by *SuperPrep* ... rated No. 16 (overall) player in Illinois by Rivals.com ... all-state in football as a senior and two-time all-state selection in track ... twice

named all-conference in football ... earned four letters in track and three apiece in basketball and football ... coach was Mike Donatucci ... **Personal:** Born 5/2/85 ... parents are Ted and Yolanda ... major is consumer science

WALKER'S CAREER RUSHING STATISTICS

Year	Att.	Yds.	TD	Avg/C	Long
2004	26	102	0	3.9	23
Totals	26	102	0	3.9	23

WALKER'S RUSHING BY GAME

2004 SEASON: UNLV (16-88); Arizona (5-0); Penn State (3-13); Minnesota (2-1)

82 Joe Walker

LB, 6-2, 195, So./Fr.
Green Bay, Wis. (Notre Dame Academy)




2004: Redshirted ... scout offense player of the week vs. Penn State ... **High School:** Named 2003 Associated Press State Player of the Year and first-team all-state as both a linebacker and tight end his senior year ... named to *SuperPrep's* All-Midwest team ... helped lead team to 2003 Division 3 state title, making 33 catches for 1,024 yards and 13 TDs, along with 68 solo tackles, including 18 QB sacks ... also returned

punts and kickoffs ... two-time team MVP ... nine-time letterwinner (three each in football and basketball, two in track and one in baseball) ... all-conference as a junior in the high jump, long jump, triple jump and 4x100 ... coach was John Nowak ... **Personal:** Born 2/2/86 ... parents are Onie and Elizabeth ... major is undeclared

34 Kurt Ware

DL, 6-4, 274, Jr./So.
Spring, Texas (Klein Oak)



2004: Appeared in one game ... made one tackle ... scout offense player of the week vs. Ohio State ... did not letter ... **2003:** Redshirted ... **High School:** *PrepStar* all-region choice ... rated among top 40 strongside defensive ends nationally and one of top 100 players in Texas by Rivals.com ... made 10 catches for 197 yards and one TD his senior year ... 30 tackles, including eight TFLs, as a junior ...

lettered in football and basketball ... two-time team hoops MVP and second-team all-district as a junior on the hardwood ... coached at Klein Oak High by David Smith ... **Personal:** Born 2/17/85 ... parents are Kevin and Wilma Ware ... brother Kevin Jr. played football at Washington from 1999-02 ... major is history

WARE'S CAREER STATISTICS

Year	UT	AT	Tot.	TFL	Sacks	FC	FR	Int	PD
2004	0	1	1	0-0	0-0	0	0	0	0
Totals	0	1	1	0-0	0-0	0	0	0	0

WARE'S TACKLES BY GAME

2004 SEASON: Michigan State (0-1=1)

24 LaMarr Watkins

LB, 6-1, 223, Sr./Sr.

Mt. Laurel, N.J. (Lenape)



2004: Appeared in five games ... tallied nine tackles, including six vs. UCF ... did not letter ... **2003:** Earned second varsity letter ... saw action in 12 of 13 games, including two starts ... also played on special teams ... finished with 18 tackles ... season-high five tackles at 24th-ranked Minnesota ... added four stops in Music City Bowl vs. Auburn ... **2002:** Earned first varsity letter as a true freshman ... played

in all 14 games, including starts at outside linebacker in each of final six contests ... career-high nine tackles vs. Ohio State ... eight tackles, including three TFLs, in bowl-clinching victory over Minnesota ... first career interception at Michigan ... recovered a fumble vs. Illinois ... switched from RB to OLB during pre-season camp ... **High School:** All-Northeast honoree by *Super Prep* and All-East mention by *PrepStar* and *Prep Football Report* ... first-team all-county selection as a senior and second-team honors as a junior ... first-team all-conference twice ... captain and MVP of team as a senior ... No. 3 running back prospect in the East according to *Prep Star* evaluators ... earned All-South Jersey honors as a running back ... rushed for nearly 953 yards and 10 TDs as a senior ... credited with 60 tackles and five sacks in senior season ... ran for a career-best 989 yards and 15 scores as a junior ... career total of 2,922 yards rushing, 900 yards receiving and 13 QB sacks ... played for Coach Bucky Mitchell ... **Personal:** Born 10/4/83 ... parents are Lawrence and LaSandra ... father played fullback for nine seasons in the NFL for Detroit, Philadelphia, Buffalo and N.Y. Giants ... brother, Lawrence, was an offensive tackle at Southern Illinois ... major is agricultural journalism

WATKINS' CAREER STATISTICS

Year	UT	AT	Tot.	TFL	Sacks	FC	FR	Int	PD
2002	26	15	41	4-9	0-0	0	1	1	1
2003	7	11	18	0.5-0	0-0	0	0	0	0
2004	4	5	9	0-0	0-0	0	0	0	1
Total	37	31	68	4.5-9	0-0	0	1	1	2

WATKINS' TACKLES BY GAME

2002 SEASON: Northern Illinois (3-2=5); Ohio State (7-2=9); Michigan State (1-0=1); Iowa (2-0=2); Illinois (5-2=7); Michigan (3-1=4); Minnesota (4-4=8); Colorado (1-4=5)


2003 SEASON: West Virginia (0-1=1); Akron (1-4=5); Illinois (1-0=1); Purdue (1-0=1); Northwestern (1-0=1); Minnesota (1-4=5); Auburn (2-2=4)

2004 SEASON: UCF (3-3=6); Ohio State (0-1=1); Georgia (1-1=2)

70 Andrew Weininger

OL, 6-6, 314, Jr./So.

Harrison, N.Y. (Harrison)




2004: Appeared in one game ... did not letter ... **2003:** Redshirted ... scout team offensive player of the week prior to the Ohio State game ... **High School:** *SuperPrep* All-American and second-ranked player in New York ... *PrepStar* Dream Team ... rated one of top 70 offensive tackles in the nation and one of top 100 players in the Atlantic region by Rivals.com ... two-time first-team all-state selection by New York State

Sportswriters Association ... also twice named all-county and three-time all-conference choice ... played on state championship teams as a freshman and senior and earned game defensive MVP honor in 2002 ... member of New York's Golden 50 team ... team captain and MVP his senior year ... two-way starter his last three years of football ... winningest player in school history (teams were 40-5 during his career) ... four-year letterwinner in both football and golf ... also earned one basketball letter ... three-time all-conference golfer ... a seven-handicap golfer ... wrote weekly "player's diary" for local newspaper ... coached at Harrison High by Art Troilo Jr. ... **Personal:** Born 5/1/85 ... parents are Bob and Nancy ... grandfather, George Fitzgerald, was an offensive lineman at Illinois and played for the U.S. Army team during World War II ... major is sociology

8 Brandon White

WR, 6-3, 190, Sr./Sr.

Palm Beach, Fla. (Dwyer)



2004: Earned third varsity letter ... fifth on the team with 17 receptions and 171 receiving yards ... career highs of four catches and 42 receiving yards at Iowa ... **2003:** Earned second varsity letter ... saw action all season as reserve WR and on special teams ... assisted on four tackles and recovered a fumble ... had a 17-yard pass reception vs. 13th-ranked Purdue ... **2002:** Earned first varsity letter as true freshman

receiver ... played in all 14 games ... made one reception vs. both West Virginia and Northern Illinois ... **High School:** All-Dixie region choice by *Super Prep* ... a Tom Lemming *Prep Football Report* All-Southeast squad member ... three-time, first-team all-conference choice ... earned first-team all-state honors in junior campaign ... team captain twice in career and MVP as a senior ... second-team all-state and all-county after recording 812 yards receiving (48 catches) with 11 TDs as a senior ... junior year totals of 1,246 yards receiving (52 receptions) and 14 TDs ... career receiving total of 146 receptions for 2,815 yards and 35 touchdowns ... 11 career interceptions at free safety ... team was a state playoff finalist in 2000 ... lettered in football (four years), basketball (four) and track (two) ... school played in state title games in both football and basketball during his career ... four years on school honor roll ... played for Coach Jack Daniels ...

Personal: Born 10/8/83 ... parents are Curtis and Sandra ... major is African-American studies

WHITE'S CAREER STATISTICS

Year	Rec.	Yds.	TD	Avg/C	Long
2002	2	7	0	3.5	4
2003	1	17	0	17.0	17
2004	17	171	0	10.1	23
Total	20	195	0	9.8	12

WHITE'S RECEIVING BY GAME

2002 SEASON: West Virginia (1-3); Northern Illinois (1-4)

2003 SEASON: Purdue (1-17)

2004 SEASON: UNLV (2-12); Arizona (2-24); Penn State (2-29); Illinois (1-6); Purdue (2-19); Minnesota (1-7); Michigan State (3-32); Iowa (4-42)

4 Johnny White

DB, 6-2, 217, Jr./Jr.

Pearland, Texas (Pearland)



2004: Earned first varsity letter ... team-high seven tackles in first career start vs. UCF ... played in nine games, making 17 tackles ... **2003:** Saw limited action as true freshman ... **High School:** PrepStar honorable mention all-region selection ... career prep totals include 51 receptions for 948 yards, 165 tackles, six interceptions and five touchdowns ... second-team all-district wide receiver and honorable mention all-

district defensive back as a senior ... captained team his senior year when he caught 22 passes for 462 yards and registered 75 tackles and two interceptions ... made 16 catches for 246 yards and notched 50 tackles and three interceptions as a junior ... earned four letters in track, three in football and two in basketball ... first-team all-district guard for basketball team as a junior ... district high jump champion his junior year when he was a regional qualifier in the high and triple jump ... qualified for regionals in high, triple and long jump as sophomore and was district triple jump champion that year ... coached by Tony Heath at Pearland High ... **Personal:** Born 6/23/85 ... parents are Johnny and Beverly ... major is sociology

WHITE'S CAREER STATISTICS

Year	UT	AT	Tot.	TFL	Sacks	FC	FR	Int	PD
2004	10	7	17	0-0	0-0	0	0	0	0
Total	10	7	17	0-0	0-0	0	0	0	0

WHITE'S TACKLES BY GAME

2004 SEASON: UCF (3-4=7); UNLV (2-0=2); Penn State (0-1=1); Illinois (1-0=1); Purdue (0-1=1); Michigan State (1-0=1); Iowa (3-1=4)

1 Brandon Williams


WR, 5-11, 175, Sr./Sr.

St. Louis, Mo. (Hazelwood East)



Has appeared in all 39 games his first three seasons, including 31 starts ... an impact player for the Badgers since the start of his freshman year ... already seventh on school's career list for receiving yardage (1,829) and second in receptions with 143 ... his 1,733 kickoff return yards rank second all-time at UW ... **2004:** Earned third varsity letter ... led team with 42 receptions and 517 receiving yards ... season-high

seven catches vs. Purdue and 87 yards vs. Minnesota ... season-long 42-yard reception vs. Minnesota ... second on the team with 1,010 all-purpose yards ... UW's co-offensive player of the week vs. Purdue ... consensus honorable mention All-Big Ten pick ... **2003:** Earned second varsity letter ... started 12 times ... multi-talented athlete who also returned kicks and played DB, too ... team's No. 2 receiver with 49 catches (tied for seventh-most in school history) for 649 yards (third-most ever for a UW sopho-



WR Brandon Williams needs just 33 receptions to break Lee Evans' school record of 175.

more) and a TD ... led Badgers with 1,319 all-purpose yards ... caught a pass in all but one game ... career-high nine catches at Northwestern ... game-high six catches (57 yards) in Music City Bowl vs. Auburn ... career-long 75-yard reception at Illinois ... seventh in Big Ten with 21.6-yard kickoff return average ... career-long 55-yard kick return at Penn State ... 128 yards in kick returns vs. 13th-ranked Purdue tied for ninth-most in school history ... registered first career interception vs. 21st-ranked Michigan State ... **2002:** Earned first varsity letter as a true freshman ... played in all 14 games, including six starts ... second-team freshman All-American by *The Sporting News* ... first-team freshman All-Big Ten selection by *The Sporting News* ... team high 52 receptions were school freshman record and tied for fourth on UW all-time single-season list ... 663 receiving yards were second-most ever for a Badger freshman ... 125-yard performance vs. West Virginia is one of just six 100-yard receiving efforts by a freshman in school history ... seven receptions for 83 yards vs. Illinois ... caught at least one pass in every game ... touchdown receptions vs. Penn State, at Michigan State and in Alamo Bowl win over 14th-ranked Colorado ... 1,385 all-purpose yards ... named UW offensive player of the week for performance vs. Nittany Lions ... school-record 32 kickoff returns for school-record 670 yards (20.9 yards-per-return average ranked eighth in Big Ten) ... 143 kickoff return yards vs. Minnesota tied for fourth-highest single-game total in school history (named UW special teams P.O.W. for that performance) ... **High School:** All-Midlands honors by *PrepStar* ... named to All-Midlands teams by *Super Prep* and *Prep Football Report* ... two-time, second-team all-state and three-time, first-team all-conference selection ... caught 97 passes for 2,157 yards and returned 58 punts for 1,210 yards during career ... 23 total touchdowns as a prep ... six career interceptions ... football team captain as a senior ... lettered in track as a member of two-time state champion 4 X 200 relay team ... four-year honor roll student ... 3.1 GPA ... attended same high school that produced former Badgers Terrell and Jamar Fletcher, Scott Starks and current Badger Jamal Cooper ... played for Coach Corey Johnson ... **Personal:** Born 2/24/84 ... parents are Michael Williams and Tammy Davis ... major is agricultural journalism

WILLIAMS' CAREER RECEIVING STATISTICS

Year	Rec.	Yds.	TD	Avg/C	Long
2002	52	663	3	12.8	41
2003	49	649	1	13.2	75
2004	42	517	0	12.3	42
Total	143	1,829	4	12.8	75

WILLIAMS' RECEIVING BY GAME

2002 SEASON: Fresno State (3-62); UNLV (1-0); West Virginia (6-125); Northern Illinois (3-25); Arizona (5-38); Penn State (4-57, 1 TD); Indiana (6-42); Ohio State (2-16); Michigan State (2-18, 1 TD); Iowa (3-45); Illinois (7-83); Michigan (3-20); Minnesota (2-49); Colorado (5-83, 1 TD)

2003 SEASON: West Virginia (7-89); Akron (1-6); UNLV (6-83); North Carolina (3-60); Illinois (1-75); Penn State (3-60, 1 TD); Ohio State (5-57); Purdue (2-17); Northwestern (9-61); Minnesota (4-72); Michigan State (2-12); Auburn (6-57)

2004 SEASON: UCF (1-30); UNLV (3-25); Arizona (1-6); Penn State (3-64); Illinois (2-7); Ohio State (3-18); Purdue (7-84); Northwestern (6-70); Minnesota (5-87); Michigan State (3-31); Iowa (5-39); Georgia (3-56)

WILLIAMS' CAREER KICK RETURN STATISTICS

Year	No.	Yds.	TD	Avg/R	Long
2002	32	670	0	20.9	46
2003	29	626	0	21.6	55
2004	23	437	0	19.0	46
Total	84	1,733	0	20.6	55

WILLIAMS' KICK RETURNS BY GAME

2002 SEASON: Northern Illinois (2-75); Arizona (2-30); Penn State (1-13); Indiana (5-104); Ohio State (3-62); Michigan State (2-42); Iowa (3-72); Illinois (2-39); Michigan (4-59); Minnesota (6-143); Colorado (2-31)

2003 SEASON: West Virginia (2-40); Akron (1-20); UNLV (2-27); North Carolina (2-36); Illinois (4-94); Penn State (1-55); Ohio State (1-18); Purdue (5-128); Northwestern (1-22); Minnesota (2-39); Michigan State (1-3); Iowa (2-45); Auburn (5-99)

2004 SEASON: UNLV (1-19); Ohio State (2-60); Purdue (3-66); Northwestern (1-19); Minnesota (2-39); Michigan State (5-103); Iowa (4-82); Georgia (5-49)

WILLIAMS' CAREER RUSHING STATISTICS

Year	Att.	Yds.	TD	Avg/C	Long
2002	2	16	0	8.0	10
2003	2	-1	0	-0.5	4
2004	8	56	0	7.0	25
Totals	12	71	0	5.9	25

WILLIAMS' RUSHING BY GAME

2002 SEASON: Northern Illinois (1-10); Penn State (1-6)

2003 SEASON: UNLV (1-(-5)); Minnesota (1-4)

2004 SEASON: Illinois (1-(-1)); Northwestern (1-25); Minnesota (2-26); Michigan State (1-7); Iowa (1-(-1)); Georgia (2-0)

94 Derek Yentz

DL, 6-3, 252, Jr./So.

Wauwatosa, Wis. (East)



2004: Did not play ... **2003:** Redshirted ... scout team defensive player of the week prior to the Michigan State game ... **High School:** Two-time all-conference selection ... team captain as a senior ... earned three varsity letters in both football and track ... qualified for the state track and field meet as a senior in the shot put ... coached in football by Tom Swittel at Wauwatosa East ... member of Spanish Honor Society ... graduated with honors ... played trumpet in the jazz ensemble ... **Personal:** Born 7/25/84 ... parents are John and Mary ... major is sociology

41 Mark Zalewski

LB, 6-2, 228, Sr./Jr.
Wausau, Wis. (East)



2004: Earned second varsity letter ... started all 12 games ... honorable mention All-Big Ten selection by the media ... tied for team lead with 11.5 TFLs ... fifth with 55 tackles and fourth with 3.5 sacks ... team season-high 3.5 TFLs vs. Northwestern, helping him earn team's co-defensive player of the week honor ... recorded a safety vs. UNLV ... team-high six tackles vs. Penn State ... **2003:** Earned first varsity letter ...

saw action in 12 games as reserve LB and on special teams ... started vs. 21st-ranked Michigan State ... named Academic All-Big Ten ... season-high two tackles in Music City Bowl vs. Auburn ... **2002:** redshirted ... **High School:** All-America recognition from *PrepStar* and All-Midwest acclaim from *SuperPrep* and *Prep Football Report* ... first-team all-state selection and Defensive

Player of the Year as a senior in the Wisconsin Valley Conference ... team captain and MVP as a senior ... made 374 tackles, including 17 for loss, during his career ... also rushed for 1,273 career yards and 24 touchdowns ... as a senior, he made 119 tackles (eight for loss) and rushed for 853 yards and 17 TDs ... member of National Honor Society ... maintained a 3.4 GPA ... played for Coach Jack Synold ... **Personal:** Born 3/15/84 ... parents are Dick and Cindy ... major is political science

ZALEWSKI'S CAREER STATISTICS

Year	UT	AT	Tot.	TFL	Sacks	FC	FR	Int	PD
2003	4	4	8	0-0	0-0	0	0	0	0
2004	30	25	55	11.5-36	3.5-13	0	1	0	2
Total	34	29	63	11.5-36	3.5-13	0	1	0	2

ZALEWSKI'S TACKLES BY GAME

2003 SEASON: Akron (0-1=1); Penn State (1-0=1); Purdue (1-0=1); Northwestern (0-1=1); Minnesota (1-0=1); Michigan State (1-0=1); Auburn (0-2=2)

2004 SEASON: UCF (1-1=2); UNLV (4-2=6); Arizona (1-1=2); Penn State (5-1=6); Illinois (2-3=5); Ohio State (1-2=3); Purdue (3-0=3); Northwestern (5-3=8); Minnesota (2-1=3); Michigan State (3-2=5); Iowa (1-5=6); Georgia (2-4=6)



In 2004, DB Mark Zalewski tied for the team lead with 11.5 TFLs. He also was an honorable mention All-Big Ten pick by the media.

2005 Newcomers

No.	Name	Pos.	Ht.	Wt.	Hometown (High School)
36	Travis Beckum	LB	6-4	220	Milwaukee, Wis. (Oak Creek)
22	Jerry Butler	RB	5-9	175	Philadelphia, Pa. (George Washington)
25	Shane Carter	DB	6-2	190	Troy, Ohio (Troy)
77	Dan Cascone	DL	6-3	315	Newtown, Conn. (Newtown)
46	Jonathan Casillas	LB	6-2	200	New Brunswick, N.J. (New Brunswick)
96	Matt Fischer	K	5-11	180	Appleton, Wis. (East)
38	Dion Foster	RB	5-8	195	Robbins, Ill. (Oak Lawn Richards)
48	Garrett Graham	TE	6-4	225	Brick, N.J. (Memorial)
39	P.J. Hill	FB	5-11	220	East Elmhurst, N.Y. (Brooklyn-Poly Prep)
52	Elijah Hodge	LB	6-1	205	St. Thomas, Virgin Islands (Ft. Lauderdale (Fla.) Dillard)
90	Terrance Jamison	DE	6-4	245	Riverdale, Ill. (Thornton Twnsp.)
75	Andy Kemp	OL	6-6	315	Menasha, Wis. (Menasha)
7	Deandre Levy	LB/TE	6-3	215	Milwaukee, Wis. (Vincent)
87	Jaevery McFadden	TE	6-3	215	Riviera Beach, Fla. (William T. Dwyer)
31	Prince Moody	DB	5-11	190	Columbus, Ohio (Eastmoor Academy)
28	Aubrey Pleasant	DB	6-0	205	Flint, Mich. (Montrose)
4	Jarmal Ruffin	ATH	6-4	200	Philadelphia, Pa. (Scotland School for Veterans' Children)
50	O'Brien Schofield	LB	6-3	220	Great Lakes, Ill. (North Chicago Community)
92	Matthew Schaughnessy	DL	6-6	225	Norwich, Conn. (Norwich Free Academy)
18	Dustin Sherer	QB	6-4	205	Cicero, Ind. (Arcadia Hamilton Hts.)
79	Jeffrey Stehle	TE/DL	6-6	275	Constantia, N.Y. (Moore)
86	Elijah (T.J.) Theus	WR	6-2	185	Sugarland, Texas (Kempner)
71	Eric Vandenheuvel	OL	6-7	340	Hudson, Wis. (Hudson)

Meet the Badger Newcomers

36 Travis Beckum

LB, 6-4, 220

Milwaukee, Wis. (Oak Creek)

High School: Rated by Rivals.com as the No. 1 player in Wisconsin, the No. 6 linebacker in the country and the No. 56 player overall in the nation ... ranked among top five players in the Midwest by *Prep Football Report* and among top 10 players in the Midwest by *SuperPrep* ... *SuperPrep* All-American ... *Parade* All-American ... played in the 2005 U.S. Army All-American Bowl ... unanimous state player of the year in 2004 ... No. 7 on *Detroit Free Press* "Best of the Midwest" list ... two-time all-state choice ... made 108 tackles, including 38 TFLs and 16 QB sacks, along with seven interceptions, eight fumble recoveries and four blocked kicks in 2004 ... four-year football letterwinner and three-time basketball letterwinner ... **Personal:** Born 1/24/87 ... parents are Supris Beckum and Sandy Dial

22 Jerry Butler

RB, 5-9, 175

Philadelphia, Pa. (George Washington)

High School: Rated by Rivals.com as one of the top 25 players in Pennsylvania and one of the top 70 athletes in the nation ... rated among top 20 players in Pennsylvania by *SuperPrep* ... *Philadelphia Inquirer* and *Philadelphia Daily News* Player of the Year ... Maxwell Award winner ... nominated for Big 33 All-Star game ... team MVP and team captain ... rushed for 1,759 yards on 172 carries as a senior ... career rushing totals of 3,350 yards and 40 TDs ... also ran track and was city of Philadelphia 100-meter champion ... football coach was Ron Cohen ... **Personal:** Born 3/20/86 ... parents are Jerry Butler and Kimberly Nelums

25 Shane Carter

DB, 6-2, 190

Troy, Ohio (Troy)

High School: A 2004 first-team All-Southwest District choice and two-time first-team all-conference selection ... team captain and team MVP as a senior ... made 77 tackles, had six interceptions and broke up 17 passes in 2004 ... also had 19 receptions for 376 yards and six TDs ... career totals included 14 interceptions and 12 receiving TDs ... a two-time first-team all-conference basketball player, he was named league player of the year as a senior ... football coach was Steve Nolan ... **Personal:** Born 4/22/87 ... parents are Clarence and Tammy Carter ... brother, Cris, was a star receiver at Ohio State and later with the Philadelphia Eagles and Minnesota Vikings ... brother, Butch, played college basketball at Indiana before pro career with New York Knicks and Los Angeles Lakers

77 Dan Cascone

DL, 6-3, 315

Newtown, Conn. (Newtown)

High School: An all-state, all-area and all-division selection ... four-year letterwinner who captained team his senior year ... made 51 tackles, including 16 tackles for loss and 13 QB sacks in 2004 ... football coach was Ken Roberts ... **Personal:** Born 5/28/87 ... parents are John and Cyndi

46 Jonathan Casillas

LB, 6-2, 200

New Brunswick, N.J. (New Brunswick)

High School: Ranked among top 35 players in New Jersey by *SuperPrep* ... first-team all-state, all-county and county's defensive player of the year in 2004 ... team captain and MVP as a senior ... made 90 tackles, including 20 TFLs and 16 QB sacks, as a senior ... also made 20 catches for 410 yards and eight TDs in 2004 ... career totals included 228 tackles, 36 QB sacks, 50 TFLs, 11 forced fumbles and nine fumble recoveries ... won a combined 10 letters in football, basketball and track ... football coach was Jon Quinn ... **Personal:** Born 6/3/87 ... parents are Eric Gordon and Luz Casillas

96 Matt Fischer

K, 5-11, 180

Appleton, Wis. (East)

High School: An honorable mention all-state selection ... first-team all-conference kicker in 2004 ... *Appleton Post-Crescent* all-area team kicker ... team captain in 2004 and team leadership award winner in 2003 and 2004 ... starter at defensive back, too ... made 7-of-10 field goals in 2004, including long of 46 yards ... played football, basketball, soccer and ran track ... football coach was Pat Schwanke ... **Personal:** Born 8/16/86 ... parents are Jack Fischer and Karen Adler-Fischer, M.D. ... interests include playing the saxophone ... ranked in top three percent academically in his graduating class

38 Dion Foster

RB, 5-8, 195

Robbins, Ill. (Oak Lawn Richards)

High School: A *Prep Football Report* All-American, he was ranked among top 40 players in the Midwest by *SuperPrep* ... rivals.com ranks him among top 10 players in Illinois ... *Champaign News-Gazette* and *Chicago Sun-Times* all-state selection in 2004 after

rushing for 2,010 yards and 25 touchdowns on 204 carries ... school's career rushing leader with 5,477 yards and 75 touchdowns on 576 carries ... captained team as a junior and senior ... team MVP in 2004 ... also played basketball ... football coach was Gary Korhonen ... **Personal:** Born 1/30/87 ... parents are Terry Caradine and Theresa Moore

48 Garrett Graham

TE, 6-4, 225

Brick, N.J. (Memorial)

High School: Ranked by Rivals.com as one of top 25 players in New Jersey and one of top 35 players in the nation at his position ... one of top 60 players in the East according to *Prep Football Report* ... rated No. 26 in the Northeast by *SuperPrep* ... a two-time, first-team all-state selection by Associated Press, *Newark Star-Ledger* and Gannett ... played tight end and defensive end, as well as punter and kicker ... two-time team captain and team MVP ... as a senior he had 25 catches for 604 yards and 10 TDs ... career totals included 96 receptions for 2,031 yards and 21 TDs ... also booted field goals of 45 and 47 yards ... football coach was Fred Sprengel ... **Personal:** Born 8/4/86 ... parents are Gordon and Eileen ... father was a college soccer player at West Virginia

39 P.J. Hill

FB, 5-11, 220

East Elmhurst, N.Y. (Brooklyn -Poly Prep)

High School: Rated by Rivals.com and *SuperPrep* as one of the top 16 players in New York ... MSG Network Heisman High School All-Star and two-time first-team all-city selection by *Newsday* ... New York City player of the year finalist ... team MVP in 2004 after he carried 166 times for 1,421 yards and 17 TDs ... career rushing totals include 464 carries for 4,012 yards and 48 touchdowns ... three-year letterwinner in both football and track and field ... football coach was Craig Jacoby ... **Personal:** Born 1/3/87 ... parents are Parrish Sr. and Pamela Moss

52 Elijah Hodge

LB, 6-1, 205

St. Thomas, Virgin Islands (Ft. Lauderdale (Fla.) Dillard)

High School: Rated by Rivals.com as No. 26 linebacker in the nation and among top 35 players in Florida ... among top 55 players in Florida according to *SuperPrep* ... one of top 85 players in Southeast according to *Prep Football Report* ... also lettered in track and field and wrestling ... three-year team captain and two-time team MVP ... made 125 tackles, including four QB sacks, and intercepted two passes as a senior ... 382 career tackles,

along with 25 sacks, four interceptions, five forced fumbles and four fumbles recovered ... football coach was Keith Franklin ... **Personal:** Born 12/12/85 ... parents are Leroy Frazier and Violet Hodge

90 Terrance Jamison

DE, 6-4, 245

Riverdale, Ill. (Thornton Township)

High School: One of Midwest's top 60 players according to *Prep Football Report* and *SuperPrep* ... one of the top 20 defensive ends nationally and one of the top 15 players in Illinois according to Rivals.com ... second-team all-state in 2004 and a two-time all-conference selection ... four-year team captain ... switched to defense his senior year and made 99 tackles, including 18 QB sacks ... also played basketball, baseball and wrestled ... part of high honor roll all four years of high school, as well as Spanish Honor Society ... ranked No. 25 academically in class of 450 ... football coach was Bill Mosel ... **Personal:** Born 4/30/87 ... parents are Tim and Nora ... brother, Tim, currently plays football at Michigan

75 Andy Kemp

OL, 6-6, 315

Menasha, Wis. (Menasha)

High School: Enrolled at UW-Madison in spring of 2005 ... one of top 25 offensive tackles in the nation and the No. 3 player in Wisconsin according to Rivals.com ... ranked among top 25 players in the Midwest according to *Prep Football Report* and among top 50 players in the Midwest by *SuperPrep* ... 2004 Gatorade Wisconsin Football Player of the Year ... named to Wisconsin Football Coaches Association all-state team in 2004 ... two-time first-team all-conference on offense and two-time second-team all-conference on defense ... three-year team MVP and 2004 team captain ... "A" honor roll student all four years ... football coach was Brad Westphal ... **Personal:** Born 3/12/87 ... parents are Keith and Kay

7 Deandre Levy

LB/TE, 6-3, 215

Milwaukee, Wis. (Vincent)

High School: Ranked among top 100 players in the Midwest by *SuperPrep* ... 2004 all-state selection ... two-time first-team all-conference choice ... made 84 tackles, including 21 tackles for loss, along with five QB sacks and four forced fumbles as a senior ... also caught 12 passes for 260 yards and three TDs ... three-year team captain and two-time team MVP ... also lettered in basketball and track ... football coach was Elliot Lightfoot ... **Personal:** Born 3/26/87 ... parents are Rodney and Paula

87 Jaevery McFadden

TE, 6-3, 215

Riviera Beach, Fla. (William T. Dwyer)

High School: Rated among top 55 players in Florida by Rivals.com ... ranked among top 70 players in the Southeast by *SuperPrep* ... first-team all-state selection on defense in 2004 ... two-time first-team all-conference selection ... captained team for two years and was team MVP and defensive player of the year as a senior ... in 2004 he caught 25 passes for 359 yards and five TDs, while making 64 tackles (including eight QB sacks and 18 tackles for loss) in seven-game season that was shortened by hurricanes ... earned Academy of Finance Silver Award for grade point average between 3.0 and 3.4 ... football coach was Jack Daniels ... **Personal:** Born 2/4/87 ... parents are Johnathan and Beverly

31 Prince Moody

DB, 5-11, 190

Columbus, Ohio (Eastmoor Academy)

High School: First-team *Columbus Dispatch* All-Agonis selection ... two-time all-city choice ... SNP Super 25 team ... first-team all-district and defensive player of the year ... team MVP ... made 130 tackles, including nine QB sacks, as a senior ... rushed for 800 yards and 16 TDs on 70 carries, too ... scored 20 TDs and made 255 tackles (including 36 QB sacks) during his career ... also lettered in track ... football coach was Jim Miranda ...

Personal: Born 1/4/87 ... mother is Rebecca Thornton ... cousin, Natron Means, played in the NFL for the San Diego Chargers and Jacksonville Jaguars

28 Aubrey Pleasant

DB, 6-0, 205

Flint, Mich. (Montrose)

High School: Ranked among the top 50 players nationally at his position and among the top 15 players overall in Michigan ... *SuperPrep* ranks him among the top 75 players in the Midwest ... first-team all-state selection by the *Detroit Free Press* ... also named to all-state powerlifting team ... as a senior he rushed for 1,264 yards and 18 TDs on 165 carries; caught 13 passes for 242 yards and three TDs; and made 113 tackles (67 solos), including nine QB sacks ... also ran track ... football coach was Dennis Reinhart ... **Personal:** Born 8/20/86 ... parents are Garner and Kelli ... father played football and basketball at Langston University in Oklahoma ... uncle, Corey Webb, also played basketball at Langston ... grandfather, Eldridge Webb, played basketball at Tulsa

4 Jarmal Ruffin

ATH, 6-4, 200

Philadelphia, Pa. (Scotland School for Veterans' Children)

High School: Ranked as one of top 30 players in the East by *SuperPrep* and *Prep Football Report* ... one of top 35 players in Pennsylvania according to Rivals.com ... Mid-Penn first-team all-star at defensive end as a senior ... tabbed first-team all-state in football after making 22 catches for 564 yards and four TDs, along with 99 tackles and 20 QB sacks as a senior ... 75 career receptions for 1,856 yards and 26 TDs, as well as 409 tackles and 88 sacks ... second-team all-state in basketball as a junior ... two-time team MVP in both football and basketball ... two-time team football captain ... four-year letterwinner in football, basketball and track and field ... four-year member of National Honor Society ... football coaches were Mike Adamek and James Gimmel ... **Personal:** Born 2/5/86 ... parents are Robert and Cheryl

50 O'Brien Schofield

LB, 6-3, 220

Great Lakes, Ill. (North Chicago Community)

High School: Rated by Rivals.com as the No. 24 player in Illinois and among the top 25 defensive ends nationally ... ranked among top 35 players in the Midwest by *SuperPrep* and among top 75 players in the Midwest by *Prep Football Report* ... an honorable mention all-state choice, he was also a two-time all-county, all-area and all-conference selection ... two-time team MVP and captain ... made 99 total tackles, including 11 QB sacks, and recovered four fumbles as a senior ... also returned three kicks for TDs and one punt for a TD ... football coach was Michael Grenda ... **Personal:** Born 4/3/87 ... parents are Anthony and Dawn ... uncle, Andre Carter, played football at Clemson (1992-96) ... cousin, Bobby Ingram, was a star receiver at Penn State and played in the NFL for the Seattle Seahawks and Chicago Bears ... another cousin, Vonnie Holiday, played football at North Carolina and later with the Green Bay Packers and Kansas City Chiefs in the NFL

92 Matthew Schaughnessy

DL, 6-6, 225

Norwich, Conn. (Norwich Free Academy)

High School: *SuperPrep* All-America selection ... one of the top 30 defensive ends in the nation according to Rivals.com ... one of top 35 players in the East according to *Prep Football Report* ... letter three years in basketball and two in track ... named to Connecticut High School Coaches Association and *New Haven Register* all-state teams in 2004 ... three-time all-conference and all-area selection ... captained team his senior year ... prep statistics are unknown as they were not kept by school ... football coach was Steve Robichaud ... **Personal:** Born 9/23/86 ... parents are Kevin and Famatta ... grandfather, James Shaughnessy, played at Arnold College

18 Dustin Sherer

QB, 6-4, 205

Cicero, Ind. (Arcadia Hamilton Hts.)

High School: One of top 15 quarterbacks in the nation and the No. 4 player in Indiana according to Rivals.com ... ranked among top 45 players in the Midwest by *PrepStar* and among top 55 players in the Midwest according to *Prep Football Report* ... named to Indiana Football Coaches Association's "Top 50" and *Bloomington Herald-Times*' "Top 33" ... Mr. Football finalist ... four-time team MVP and two-time team captain ... 33-7 record as starter ... as a senior he completed 139 of 234 passes for 2,468 yards and 30 TDs ... career totals included 384 of 699 passing for 6,371 yards and 61 TDs ... football coach was Steve Stirn ...
Personal: Born 2/9/87 ... parents are Devon and Carmelita

79 Jeffrey Stehle

TE/DL, 6-6, 275

Constantia, N.Y. (Moore)

High School: One of top 20 players in New York according to *SuperPrep* and one of the top 60 players in the East according to *Prep Football Report* ... second-team all-state selection and team MVP in 2004 after making 14 catches for 296 yards and two touchdowns, as well as making 62 tackles, including eight QB sacks ... also played basketball ... football coach was Bert Conklin ...
Personal: Born 4/4/87 ... parents are Kevin and Kathy

86 Elijah (T.J.) Theus

WR, 6-2, 185

Sugarland, Texas (Kempner)

High School: Ranked among top 80 players in the Southwest by *Prep Football Report* ... named to *Houston Chronicle* "Top 100" ... first-team all-district ... holds four school receiving records, including yards in a season, receptions in a season, career yards and career receptions ... team was B1 district champions ... senior year stats included 41 catches for 629 yards and four TDs ... career totals included 93 receptions for 1,375 yards and nine TDs ... earned eight combined letters in football, basketball and track ... captained football and basketball teams for two years each ... football coach was Mike Ferrell ...
Personal: Born 10/15/86 ... parents are Elijah Sr. and Alicia

71 Eric Vandenhoevel

OL, 6-7, 340

Hudson, Wis. (Hudson)

High School: Ranked among top 60 players in the Midwest by *SuperPrep* ... 2004 all-state choice by Wisconsin Football Coaches Association ... three-year starter ... team captain and team MVP ... football coach was Craig Jilek ... four-year track letterwinner, who finished first in sectional in shot put as a junior ...
Personal: Born 6/15/87 ... parents are Richard and Jean

Season Review

Several significant items to remember about the 2004 season:

1 Head coach Barry Alvarez earned his 100th career win at Wisconsin after the Badgers defeated UCF 34-6 in the season opener. He became just the 10th coach in Big Ten history to win 100 games at one conference institution.

2 Wisconsin began the season with nine straight wins and ended up with a 9-3 overall record and a 6-2 mark (3rd) in the Big Ten. The Badgers' league record was their best since 2000.

3 The Badgers qualified for their 10th bowl game (Outback) in the past 12 seasons, joining Michigan and Ohio State as the only three Big Ten teams to play at least 10 bowl games in the past 12 years.

4 UW has won at least seven games in 10 of the past 12 seasons, joining Michigan and Ohio State as the only Big Ten teams to accomplish that feat.

5 DE Erasmus James, DB Jim Leonhard and OG Dan Buenning all garnered All-America mention. James was selected first-team AP, FWAA, Walter Camp, AFCA, ESPN.com, collegefootballnews.com and second-team SI.com. Buenning, meanwhile, was a second-team AP and *The Sporting News* pick, and Leonhard earned second-team Walter Camp honors.

6 Wisconsin was ranked as high as No. 4 in both polls following its 38-14 victory over Minnesota on Nov. 6. It was the school's highest ranking since also being No. 4 in both polls at the end of the 1999 season.


7 UW's victory over the Gophers gave it an undefeated and untied home record for just the second time (1998) since 1962.

8 Defensive coordinator Bret Bielema made an immediate impact in his first year. Through nine games, Wisconsin led the nation in scoring defense (9.1 ppg) and was third in total defense. UW ended the season sixth nationally in scoring defense and ninth in total defense.

8 Defensive back Scott Starks' game-winning 40-yard fumble return for a touchdown with 2:36 left in the fourth quarter at fifth-ranked Purdue on Oct. 16 was voted by fans as the Pontiac Game Changing Play of the Year. UW received \$100,000 toward its general scholarship fund.

9 The triumph against the No. 5 Boilermakers was UW's second in as many seasons over a top-five opponent.

10 The Badgers enjoyed a considerable time-of-possession advantage, averaging a Big Ten-best 33:40 per game. Wisconsin's time of 44:31 in the win over Minnesota was the longest in the Alvarez era.



CB Scott Starks celebrates after scoring the winning touchdown against then-No. 5 Purdue. His fumble return was picked as the Pontiac Game Changing Play of the Year.

11 Three different Badgers rushed for 100 yards in a game. Booker Stanley had a career-high 135 yards at Arizona, Matt Bernstein tallied a career-best 123 yards against Penn State and Anthony Davis notched a season-high 213 yards vs. Illinois.

12 Anthony Davis became the second-leading rusher in school history, totaling 4,676 yards despite missing 11 games due to injuries. Davis, whose 42 career TDs are third-most all-time at UW, also ranks fifth all-time in the Big Ten Conference in rushing.

13 Jim Leonhard tied Jamar Fletcher for most career interceptions (21) at Wisconsin. In addition, Leonhard took over as the Big Ten's career leader in punt return yardage with 1,347.

14 The Badgers' entire 2004 season was sold out prior to the first game for the first time ever. Total home attendance was 494,209, with a six-game average of 82,368, highest in school history.

2004 HONORS

ALL-AMERICANS

Dan Buenning, Sr., OG (2nd team AP, TSN; HM SI.com)
Anttaj Hawthorne, Sr., DT (HM SI.com)
Erasmus James, Sr., DE (1st team AP, FWAA, Walter Camp, AFCA, ESPN.com, collegefootballnews.com; 2nd team SI.com)
Jim Leonhard, Sr., DB (2nd team Walter Camp; HM SI.com)

BIG TEN DEFENSIVE PLAYER OF THE YEAR

Erasmus James, Sr., DE (media and coaches)

BIG TEN DEFENSIVE LINEMAN OF THE YEAR

Erasmus James, Sr., DE (coaches)

ALL-BIG TEN

Brett Bell, Jr., DB (HM- coaches)
Dan Buenning, Sr., OG (1- media and coaches)
Jonathan Clinkscale, Sr., OG (HM- media, 2- coaches)
Owen Daniels, Jr., TE (HM- media and coaches)
Anthony Davis, Sr., RB (2- media and coaches)
Anttaj Hawthorne, Sr., DT (1- media and coaches)
Erasmus James, Sr., DE (1- media and coaches)
Jason Jefferson, Sr., DT (HM- media and coaches)
Jim Leonhard, Sr., DB, (1- media and coaches)
Donovan Raiola, Jr., C (HM- media and coaches)
Dontez Sanders, Jr., LB (HM- media and coaches)
Scott Starks, Sr., DB (2- media, 1- coaches)
Joe Thomas, So., OT (HM- media and coaches)
Jonathan Welsh, Sr., DE (HM- media and coaches)
Brandon Williams, Jr., WR (HM- media and coaches)
Mark Zalewski, So., LB (HM- media)

BIG TEN PLAYERS OF THE WEEK

Jim Leonhard vs. UNLV (special teams)
Erasmus James vs. Arizona (defense)
Erasmus James vs. Penn State (defense)
Anthony Davis vs. Illinois (offense)
Scott Starks vs. Purdue (defense)
John Stocco vs. Minnesota (offense)

ACADEMIC ALL-BIG TEN

Ken DeBauche
John Gillen
Paul Joran
Jim Leonhard
Mike Lorenz
Jason Pociask
Joe Stellmacher
Ben Strickland
Joe Thomas
Jake Wood

CoSIDA ACADEMIC ALL-AMERICA

Jim Leonhard (first team)

TEAM AWARDS

MVP: Scott Starks
Scholastic: Jim Leonhard
Coaches Appreciation (defense): Erasmus James
Coaches Appreciation (offense): Dan Buenning
Special Teams: Ken DeBauche
Rookies of the Year: Jamal Cooper, Andy Crooks
Scout Team Player of Year (off.): Craig Meier
Scout Team Player of Year (def.): Nick Sutton

2004 Statistics

Date	Opponent	Overall Score	Big Ten Record	Record	Time	Attend	Score By Quarters					
							1	2	3	4	Total	
Sept. 4	CENTRAL FLORIDA	W 34-6	1-0-0	0-0-0	3:10	82,116	Wisconsin	53	95	43	58	249
Sept. 11	UNLV	W 18-3	2-0-0	0-0-0	3:05	82,071	Opponents	34	41	67	43	185
Sept. 18	at Arizona	W 9-7	3-0-0	0-0-0	4:13	50,275						
Sept. 25	PENN STATE*	W 16-3	4-0-0	1-0-0	3:15	82,179						
Oct. 2	ILLINOIS*	W 24-7	5-0-0	2-0-0	2:57	82,306						
Oct. 9	at Ohio State*	W 24-13	6-0-0	3-0-0	3:19	105,090						
Oct. 16	at Purdue*	W 20-17	7-0-0	4-0-0	3:38	65,196						
Oct. 23	NORTHWESTERN*	W 24-12	8-0-0	5-0-0	3:05	82,468						
Nov. 6	MINNESOTA*	W 38-14	9-0-0	6-0-0	3:00	83,069						
Nov. 13	at Michigan State*	L 14-49	9-1-0	6-1-0	3:31	76,697						
Nov. 20	at Iowa*	L 7-30	9-2-0	6-2-0	3:05	70,397						
Jan. 1	vs. Georgia (Outback Bowl)	L 21-24	9-3-0	6-2-0	3:50	62,414						

* indicates conference game

Home games in CAPS

Home Attendance

Total: 494,209

Average: 82,368

TEAM STATISTICS


TEAM STATISTICS	WIS	OPP	RUSHING	GP	Att	Gain	Loss	Net	Avg	TD	Long	Avg/G
SCORING	249	185	Davis	8	201	1008	35	973	4.8	11	45	121.6
Points Per Game	20.8	15.4	Stanley	10	115	392	42	350	3.0	2	23	35.0
FIRST DOWNS	226	189	Bernstein	12	83	315	15	300	3.6	1	17	25.0
Rushing	106	84	Donovan	5	11	121	4	117	10.6	0	44	23.4
Passing	100	96	Walker	5	26	106	4	102	3.9	0	23	20.4
Penalty	20	9	Williams	12	8	59	3	56	7.0	0	25	4.7
RUSHING YARDAGE	1931	1488	Pressley	5	11	41	5	36	3.3	0	11	7.2
Yards gained rushing	2190	1814	Randle El	7	11	43	14	29	2.6	0	9	4.1
Yards lost rushing	259	326	Team	7	10	0	12	-12	-1.2	0	0	-1.7
Rushing Attempts	532	387	Stocco	12	56	105	125	-20	-0.4	4	16	-1.7
Average Per Rush	3.6	3.8	Total	12	532	2190	259	1931	3.6	18	45	160.9
Average Per Game	160.9	124.0	Opponents	12	387	1814	326	1488	3.8	7	61	124.0
TDs Rushing	18	7										
PASSING YARDAGE	2006	2007	PASSING	GP	Effic	Att-Cmp-Int	Pct	Yds	TD	Lng	Avg/G	
Att-Cmp-Int	325-171-7	369-180-11	Stocco	12	109.85	321-169-7	52.6	1999	9	52	166.6	
Average Per Pass	6.2	5.4	Donovan	5	86.27	3-2-0	66.7	7	0	6	1.4	
Average Per Catch	11.7	11.1	DeBauche	12	0.00	1-0-0	0.0	0	0	0	0.0	
Average Per Game	167.2	167.2	Total	12	109.29	325-171-7	52.6	2006	9	52	167.2	
TDs Passing	9	13	Opponents	12	100.13	369-180-11	48.8	2007	13	51	167.2	
TOTAL OFFENSE	3937	3495										
Total Plays	857	756	RECEIVING	GP	No.	Yds	Avg	TD	Long	Avg/G		
Average Per Play	4.6	4.6	Daniels	12	25	391	15.6	2	52	32.6		
Average Per Game	328.1	291.2	Charles	12	25	333	13.3	3	33	27.8		
KICK RETURNS: #-YARDS (avg)	31-561 (18.1)	33-664 (20.1)	Stanley	10	18	146	8.1	1	19	14.6		
PUNT RETURNS: #-YARDS (avg)	38-466 (12.3)	22-227 (10.3)	White	12	17	171	10.1	0	23	14.2		
INT RETURNS: #-YARDS (avg)	11-92 (8.4)	7-106 (15.1)	Orr	12	13	177	13.6	3	43	14.8		
FUMBLES-LOST	21-11	15-9	Davis	8	13	96	7.4	0	17	12.0		
PENALTIES-YARDS	57-443	68-606	Bernstein	12	9	68	7.6	0	18	5.7		
Average Per Game	36.9	50.5	Pociask	12	4	60	15.0	0	27	5.0		
PUNTS-YARDS	58-2380	77-3142	Paciotti	12	3	40	13.3	0	27	3.3		
Average Per Punt	41.0	40.8	Randle El	7	2	7	3.5	0	6	1.0		
Net punt average	37.1	34.8	Total	12	171	2006	11.7	9	52	167.2		
TIME OF POSSESSION/GAME	33:43	26:17	Opponents	12	180	2007	11.1	13	51	167.2		
3RD-DOWN CONVERSIONS (pct)	78/189 (.411)	53/170 (.312)										
4TH-DOWN CONVERSIONS (pct)	14/26 (.538)	7/12 (.583)										
SACKS BY-YARDS	34-215	22-100										
MISC YARDS	40	38										
TOUCHDOWNS SCORED	30	22										
FIELD GOALS-ATTEMPTS	12-21	11-19										
PAT-ATTEMPTS	27-29	20-20										

SCORING	TD	FGs	PAT				DXP	Saf	Pts	DEFENSE	UT	AT	TT	TFL	QBS	PBU	QBH	FR	
			Kick	Rush	Rcv	Pass													
Davis	11	0-0	0-0	0-0	0	0-0	0	0	66	Sanders	35	41	76	10.0-48	5.5-33	3	2	2-0	
Allen	0	12-21	27-29	0-0	0	0-0	0	0	63	Leonhard	44	28	72	0	0	10	0	1-0	
Stocco	4	0-0	0-0	0-0	0	1-1	0	0	24	Bell	51	13	64	1.5-3	0	10	0	0	
Orr	3	0-0	0-0	0-0	1	0-0	0	0	20	Brooks	30	29	59	2.5-4	0	4	0	0	
Charles	3	0-0	0-0	0-0	0	0-0	0	0	18	Zalewski	30	25	55	11.5-36	3.5-13	2	1	1-0	
Stanley	3	0-0	0-0	0-0	0	0-0	0	0	18	Starks	36	9	45	4.0-16	1.0-10	9	0	2-40	
Daniels	2	0-0	0-0	0-0	0	0-0	0	0	12	Hawthorne	23	19	42	11.5-43	6.0-30	1	1	1-0	
Crooks	1	0-0	0-0	0-0	0	0-0	0	0	6	Cribbs	21	17	38	3.5-12	0	0	1	0	
Starks	1	0-0	0-0	0-0	0	0-0	0	0	6	Crooks	11	27	38	1.5-7	1.0-6	0	1	0	
Leonhard	1	0-0	0-0	0-0	0	0-0	0	0	6	James	27	9	36	11.5-76	8.0-68	3	7	1-0	
Bernstein	1	0-0	0-0	0-0	0	0-0	0	0	6	Welsh	15	12	27	4.5-26	2.0-22	0	1	0	
Team	0	0-0	0-0	0-0	0	0-0	0	1	2	Jefferson	14	11	25	5.0-16	3.0-13	0	1	0	
Zalewski	0	0-0	0-0	0-0	0	0-0	0	1	2	Cooper	10	8	18	5.0-34	2.0-12	1	3	1-0	
Total	30	12-21	27-29	0-0	1	1-1	0	2	249	Monty	6	12	18	1.0-5	1.0-5	1	0	0	
Opponents	22	11-19	20-20	0-0	0	0-2	0	0	185	White	10	7	17	0	0	0	0	0	
TOTAL OFFENSE										Rowan	9	3	12	0	0	1	0	0	
	G	Plays	Rush	Pass	Total	Avg/G													
Stocco	12	377	-20	1999	1979	164.9													
Davis	8	201	973	0	973	121.6													
Stanley	10	115	350	0	350	35.0													
Bernstein	12	83	300	0	300	25.0													
Donovan	5	14	117	7	124	24.8													
Walker	5	26	102	0	102	20.4													
Williams	12	8	56	0	56	4.7													
Pressley	5	11	36	0	36	7.2													
Randle El	7	11	29	0	29	4.1													
Team	7	10	-12	0	-12	-1.7													
Total	12	857	1931	2006	3937	328.1													
Opponents	12	756	1488	2007	3495	291.2													
PUNT RETURNS										Cowans	6	4	10	0	0	1	0	0	0
	No.	Yds	Avg	TD	Long														
Leonhard	35	443	12.7	0	38														
Strickland	1	13	13.0	0	0														
Randle El	1	10	10.0	0	10														
Rowan	1	0	0.0	0	0														
Total	38	466	12.3	0	38														
Opponents	22	227	10.3	2	65														
INTERCEPTIONS										Stellmacher	7	3	10	0.5-2	0	0	0	0	0
	No.	Yds	Avg	TD	Long														
Bell	3	9	3.0	0	14														
Leonhard	3	38	12.7	0	25														
Sanders	1	2	2.0	0	2														
Hawthorne	1	15	15.0	0	15														
Starks	1	16	16.0	0	16														
Cowans	1	1	1.0	0	1														
Crooks	1	11	11.0	1	11														
Total	11	92	8.4	1	25														
Opponents	7	106	15.1	0	44														
KICK RETURNS										Watkins	4	5	9	0	0	1	0	0	0
	No.	Yds	Avg	TD	Long														
Williams	23	437	19.0	0	46														
Starks	6	119	19.8	0	34														
Bernstein	2	5	2.5	0	3														
Total	31	561	18.1	0	46														
Opponents	33	664	20.1	0	67														
FUMBLE RETURNS										Strickland	3	5	8	0	0	0	0	0	0
	No.	Yds	Avg	TD	Long														
Starks	1	40	40.0	1	40														
Leonhard	0	0	0.0	1	0														
Total	1	40	40.0	2	40														
Opponents	2	38	19.0	0	39														
PUNTING										Ostrowski	3	2	5	1.0-3	1.0-3	0	0	0	0
	No.	Yds	Avg	Long	TB	FC	I20	Blkd											
DeBauche	57	2380	41.8	57	6	12	17	0											
Team	1	0	0.0	0	0	0	0	1											
Total	58	2380	41.0	57	6	12	17	1											
Opponents	77	3142	40.8	62	5	17	17	1											

2004 Game-by-Game Statistics

Team (A.P. Rank)	Score	Rushing Att.-Yd.-TD	Passing C-A-Int.-TD-Yds.	Total Offense	1st Dns.	3rd-Dn. Conv.	4th-Dn. Conv.	Punt	Punt Ret.	Kick Ret.	Fum.	Pen.	Time Poss.
Wisconsin (21)	34	49-230-2	9-20-0-2-170	69-400	23	6-14 (42.9)	2-3 (66.7)	3-39.3	4-17.0	2-28.5	4-1	3-15	31:49
UCF	6	35-53-0	13-24-1-0-177	59-230	11	6-16 (37.5)	0-0 (---)	8-41.1	0-0	3-14.7	1-1	5-39	28:11
Wisconsin (21)	18	44-145-0	14-24-1-1-131	68-276	16	6-17 (35.3)	1-3 (33.3)	5-42.4	4-17.0	3-13.0	1-0	3-29	35:59
UNLV	3	27-72-0	13-29-0-0-102	56-174	11	1-13 (07.7)	0-1 (00.0)	9-41.6	0-0	1-25.0	1-0	9-64	24:01
Wisconsin (20)	9	46-146-1	12-24-0-0-116	70-262	18	6-15 (40.0)	3-4 (75.0)	4-42.8	3-15.3	1-2.0	2-2	6-36	33:36
Arizona	7	33-96-0	9-15-0-1-103	48-199	12	2-11 (18.2)	0-0 (---)	7-42.3	0-0	1-21.0	1-0	5-50	26:24
Wisconsin (20)	16	46-130-1	12-29-2-0-150	75-280	17	5-16 (31.3)	1-1 (100.0)	6-41.2	4-12.2	1-10.0	1-1	8-61	37:23
Penn State	3	26-70-0	6-23-1-0-87	54-157	9	1-13 (07.7)	0-1 (00.0)	9-38.9	1-0.0	4-18.0	1-1	4-25	22:37
Wisconsin (20)	24	50-258-3	9-20-0-0-99	70-357	18	9-17 (52.9)	1-1 (100.0)	5-38.6	3-14.0	2-17.5	1-1	6-46	34:09
Illinois	7	27-42-0	20-41-0-1-164	68-206	16	8-18 (44.4)	0-0 (---)	8-44.6	5-7.6	4-21.5	2-1	5-46	25:51
Wisconsin (15)	24	48-184-1	15-24-0-2-160	72-344	19	5-15 (33.3)	0-2 (00.0)	7-39.7	3-6.0	2-30.0	1-0	2-30	36:29
Ohio State (18)	13	25-99-0	15-31-0-0-125	56-224	12	4-14 (28.6)	0-0 (---)	8-41.1	4-19.0	4-25.2	3-2	7-59	23:31
Wisconsin (10)	20	30-84-1	17-32-1-1-211	62-295	16	6-14 (42.9)	0-0 (---)	6-44.5	1-4.0	3-22.0	3-0	10-90	27:26
Purdue (5)	17	40-132-1	25-45-1-1-235	85-367	26	9-18 (50.0)	1-1 (100.0)	4-35.0	3-5.0	3-31.3	4-2	8-84	32:34
Wisconsin (6)	24	53-208-2	13-21-1-1-178	74-386	19	8-15 (53.3)	1-2 (50.0)	3-47.0	4-7.0	1-19.0	1-1	4-35	33:12
Northwestern	12	36-149-1	16-37-1-1-185	73-334	23	5-15 (33.3)	1-2 (50.0)	6-35.2	1-10.0	1-0.0	0-0	2-16	26:48
Wisconsin (5)	38	60-228-4	19-26-0-1-297	86-525	28	11-17 (64.7)	2-2 (100.0)	1-42.0	4-5.5	2-19.5	1-0	1-5	44:31
Minnesota	14	18-73-1	17-34-0-1-258	52-331	13	2-10 (20.0)	1-3 (33.3)	5-43.8	0-0	4-18.5	1-1	6-38	15:29
Wisconsin (4)	14	41-217-2	21-39-0-0-179	80-396	23	6-17 (35.3)	0-2 (00.0)	8-37.2	3-15.3	5-20.6	1-1	4-30	32:50
Michigan State	49	44-430-3	10-20-1-3-121	64-551	21	4-10 (40.0)	1-1 (100.0)	4-51.0	3-14.3	3-20.3	0-0	4-45	27:10
Wisconsin (9)	7	30-41-1	18-39-2-0-145	69-186	15	7-18 (38.8)	2-5 (40.0)	3-34.3	2-20.5	4-20.5	3-2	3-21	26:16
Iowa (17)	30	39-76-0	15-24-3-3-186	63-262	14	5-15 (33.3)	2-2 (100.0)	3-44.7	0-0	1-37.0	0-0	5-55	33:44
Wisconsin (16)	21	35-60-0	12-27-0-1-170	62-230	14	3-14 (21.4)	1-1 (100.0)	7-44.3	3-11.3	5-9.8	2-2	7-45	30:55
Georgia (8)	24	37-196-1	19-41-2-2-264	78-460	21	6-17 (35.3)	1-1 (100.0)	6-33.2	5-9.0	4-12.2	1-1	8-85	29:05

2004 REVIEW



2004 Starters By Game

Offense

Player	UCF	UNLV	Arizona	Penn St.	Illinois	Ohio St.	Purdue	Nwstn.	Minn.	Mich. St.	Iowa	Georgia
QB	Stocco	Stocco	Stocco	Stocco	Stocco	Stocco	Stocco	Stocco	Stocco	Stocco	Stocco	Stocco
RB	A. Davis	Stanley	Stanley	Stanley	A. Davis	A. Davis	A. Davis	A. Davis	A. Davis	A. Davis	Bernstein	A. Davis
FB	Bernstein	Bernstein	Bernstein	Bernstein	Bernstein	Bernstein	Bernstein	Pociask*	Bernstein	Bernstein	Pociask*	Bernstein
WR	Williams	Williams	Williams	Williams	Williams	Williams	Williams	Williams	Williams	Williams	Williams	Williams
WR	Pociask*	Orr	Daniels	Pociask*	Charles	Charles	Charles	Charles	Charles	Charles	Charles	Charles
TE	Paciotti	Paciotti	Pociask	Paciotti	Paciotti	Paciotti	Paciotti	Paciotti	Daniels**	Paciotti	Paciotti	Daniels**
LT	Thomas	Thomas	Thomas	Thomas	Thomas	Thomas	Thomas	Thomas	Thomas	Thomas	Thomas	Thomas
LG	Buenning	Buenning	Buenning	Buenning	Buenning	Buenning	Buenning	Buenning	Buenning	Buenning	Buenning	Buenning
C	Raiola	Raiola	Raiola	Raiola	Raiola	Raiola	Raiola	Raiola	Raiola	Raiola	Raiola	Raiola
RG	Clinkscale	Clinkscale	Clinkscale	Clinkscale	Clinkscale	Clinkscale	Clinkscale	Clinkscale	Clinkscale	Clinkscale	Clinkscale	Clinkscale
RT	M. Davis	Lorenz	Lorenz	Lorenz	M. Davis	M. Davis	M. Davis	M. Davis	M. Davis	M. Davis	M. Davis	M. Davis

*second tight end

**third wide receiver

Defense

Player	UCF	UNLV	Arizona	Penn St.	Illinois	Ohio St.	Purdue	Nwstn.	Minn.	Mich. St.	Iowa	Georgia
LE	James	James	James	James	James	James	James	Monty	Monty	James	James	James
LT	Hawthorne	Hawthorne	Hawthorne	Hawthorne	Hawthorne	Hawthorne	Hawthorne	Hawthorne	Hawthorne	Hawthorne	Hawthorne	Hawthorne
RT	Jefferson	Jefferson	Jefferson	Jefferson	Jefferson	Jefferson	Jefferson	Jefferson	Jefferson	Jefferson	Jefferson	Jefferson
RE	Welsh	Welsh	Welsh	Welsh	Welsh	Welsh	Welsh	Cooper	Welsh	Welsh	Welsh	Welsh
SLB	Zalewski	Zalewski	Zalewski	Zalewski	Zalewski	Zalewski	Zalewski	Zalewski	Zalewski	Zalewski	Zalewski	Zalewski
MLB	Cribbs	Cribbs	Cribbs	Cribbs	Cribbs	Cribbs	Crooks	Crooks	Crooks	Cribbs	Crooks	Crooks
WLB	Sanders	Sanders	Sanders	Sanders	Sanders	Sanders	Sanders	Sanders	Sanders	Sanders	Sanders	Sanders
LC	Starks	Starks	Starks	Starks	Starks	Starks	Starks	Starks	Starks	Starks	Starks	Starks
SS	J. White	J. White	Brooks	Brooks	Brooks	Brooks	Brooks	Brooks	Brooks	Brooks	Brooks	Brooks
FS	Leonhard	Leonhard	Leonhard	Leonhard	Leonhard	Leonhard	Leonhard	Leonhard	Leonhard	Leonhard	Leonhard	Leonhard
RC	Bell	Bell	Bell	Bell	Bell	Bell	Bell	Bell	Bell	Bell	Bell	Bell

2004 UW PLAYERS OF THE WEEK

Opponent	Offense	Defense	Special Teams	Scout Offense	Scout Defense
UCF	Jonathan Clinkscale	Def. Line	Joe Stellmacher	Luke Swan	Joshua Neal
UNLV	Darrin Charles	Erasmus James	Jim Leonhard	Brian Calhoun	Nick Sutton
Arizona	Booker Stanley	Erasmus James	Zach Hampton	Randy Gyllin	Jason Chapman
Penn State	Matt Bernstein	Erasmus James	Scott Starks	Joe Walker	Ben Strickland
Illinois	Anthony Davis	Anttaj Hawthorne	Scott Starks	Craig Meier	Adam Purcell
Ohio State	Dan Buenning	Dontez Sanders	Scott Starks	Kurt Ware	Victor Meckstroth
Purdue	John Stocco	Robert Brooks	Ken DeBauche	Brandon Tobias	Lyle Maiava
Northwestern	Brandon Williams	Jason Jefferson	Jason Pociask	Derek Konkol	Nick Sutton
Minnesota	Darrin Charles	Mark Zalewski	Taylor Mehlhaff	Dywon Rowan	Mike Newkirk
Michigan State	Dan Buenning	Jim Leonhard	Ben Strickland		
Iowa	John Stocco	Joe Monty	Taylor Mehlhaff		
Georgia	Matt Bernstein	Jamal Cooper			
	None	None	Zach Hampton	Kraig Urbik	Jammar Crane
	Jonathan Clinkscale	Jim Leonhard	Zach Hampton	Dave Peck	Ben Strickland
	Darrin Charles	Brett Bell	Ken DeBauche	Antonio Freeman	Mike Newkirk

2004 Game-by-Game Offense

Rushing by game (Attempts-Yards-TDs)

Player	UCF	UNLV	Ariz.	Penn St.	Illinois	Ohio St.	Purdue	Nwstn.	Minn.	Mich. St.	Iowa	
Georgia												
Bernstein	6-17-0	1-0-0	2-0-0	27-123-0	13-37-0	5-25-0	1-3-0	2-8-0	11-37-0	3-20-1	11-28-0	1-2-0
Davis, A.	13-78-1	DNP	DNP	DNP	27-213-3	39-168-1	18-66-1	31-117-2	31-124-2	21-128-1	DNP	21-79-0
Donovan	4-64-0	DNP	DNP	DNP		DNP	DNP	DNP	1-11-0	4-27-0	DNP	2-15-0
Pressley	8-22-0				3-14-0	DNP					DNP	DNP
Randle El	3-14-0	2-12-0	3-6-0	1(-9)-0	1(-1)-0	DNP				1-7-0		
Stanley	12-47-0	22-49-0	30-135-1	10-9-0	DNP	DNP	5-14-0	15-50-0	5-11-0	5-19-0	10-12-1	1-4-0
Stocco	3(-12)-1	2(-3)-0	4-7-0	3(-3)-1	2-0-0	4(-9)-0	5-2-0	4-8-0	7-19-2	6-9-0	8-2-0	8(-40)-0
Walker	DNP	16-88-0	5-0-0	3-13-0	DNP	DNP	DNP	DNP	2-1-0		DNP	DNP
Williams					1(-1)-0			1-25-0	2-26-0	1-7-0	1(-1)-0	2-0-0

Career Bests (based upon yardage): Matt Bernstein (123 vs. Penn State, 9/25/04) • Anthony Davis (301 vs. Minnesota, 11/23/02) • Tyler Donovan (64 vs. UCF, 9/4/04) • Chris Pressley (22 vs. UCF, 9/4/04) • Marcus Randle El (14 vs. UCF, 9/4/04) • Booker Stanley (135 at Arizona, 9/18/04) • John Stocco (19 vs. Minnesota, 11/6/04) • Jamil Walker (88 vs. UNLV, 9/11/04) • Brandon Williams (26 vs. Minnesota, 11/6/04)

Receiving by game (Receptions-Yards-TDs)

Player	UCF	UNLV	Ariz.	Penn St.	Illinois	Ohio St.	Purdue	Nwstn.	Minn.	Mich. St.	Iowa	
Georgia												
Bernstein			2-27-0			1-9-0	1-3-0		1-8-0	1-4-0	3-17-0	
Charles	1-12-0	1-5-1	1-10-0			4-30-1	2-43-0	4-83-0	2-32-0	5-48-0	2-18-0	3-52-1
Daniels	1-52-1	2-40-0	2-12-0	1-14-0	2-43-0	4-72-0	2-36-0	1-4-1	4-39-0	4-36-0		2-43-0
Davis, A.	1-12-0	DNP	DNP	DNP	3-37-0	1-2-0	1-15-0		1-2-0	2-9-0	DNP	4-19-0
Orr	3-42-1	1-13-0	1-15-0	2-16-0	1-6-0	1-10-1			3-68-1	1-7-0		
Paciotti			1-9-0				1-4-0		1-27-0			
Pociask				2-14-0		1-19-0			1-27-0			
Randle El	1-6-0									1-1-0		
Stanley	1-16-0	5-36-0	2-13-0	2-13-0	DNP		1-7-1	2-21-0		1-11-0	4-29-0	
White		2-12-0	2-24-0	2-29-0	1-6-0		2-19-0		1-7-0	3-32-0	4-42-0	
Williams	1-30-0	3-25-0	1-6-0	3-64-0	2-7-0	3-18-0	7-84-0	6-70-0	5-87-0	3-31-0	5-39-0	3-56-0

Career Bests (based upon yardage): Matt Bernstein (28 vs. Purdue, 10/18/03) • Darrin Charles (83 vs. Northwestern, 10/23/04) • Owen Daniels (72 at Ohio State, 10/9/04) • Anthony Davis (37 vs. Illinois, 10/2/04) • Jonathan Orr (150 at UNLV, 8/31/02) • Tony Paciotti (27 vs. Minnesota, 11/6/04) • Jason Pociask (27 vs. Minnesota, 11/6/04) • Marcus Randle El (6 vs. UCF, 9/4/04) • Booker Stanley (36 vs. UNLV, 9/11/04) • Brandon White (42 at Iowa, 11/20/04) • Brandon Williams (125 vs. West Virginia, 9/7/02)

Passing by game

Opponent	STOCCO						DONOVAN					
	C-A	Pct.	Yds.	TD	Int.		C-A	Pct.	Yds.	TD	Int.	
UCF	8-18	.444	164	2	0		1-2	.500	6	0	0	
UNLV	14-24	.583	131	1	1		DNP					
at Arizona	12-24	.500	116	1	0		DNP					
Penn State	12-29	.414	150	0	2		DNP					
Illinois	9-20	.450	99	0	0		0-0	---	0	0	0	
at Ohio State	15-24	.625	160	2	0		DNP					
at Purdue	17-32	.531	211	1	1		DNP					
Northwestern	13-21	.619	178	1	1		DNP					
Minnesota	16-26	.731	297	1	0		0-0	---	0	0	0	
at Michigan State	20-38	.526	178	0	0		1-1	1.000	1	0	0	
at Iowa	18-38	.474	145	0	2		DNP					
vs. Georgia	12-27	.444	170	1	0		0-0	---	0	0	0	

Career Bests (based upon yardage): John Stocco (297 vs. Minnesota, 11/6/04) • Tyler Donovan (6 vs. UCF, 9/4/04)

2004 Game-by-Game Defense

Tackles by game (Solos-Assists-Total)


Player	UCF	UNLV	Ariz.	Penn St.	Illinois	Ohio St.	Purdue	Nwstn.	Minn.	Mich. St.	Iowa	Georgia
Barrett		0-1-1						0-1-1				
Bell	3-0-3	1-0-1	6-0-6	3-3-6	3-0-3	5-1-6	5-1-6	5-1-6	4-3-7	6-1-7	2-2-4	8-1-9
Brooks			1-3-4	1-2-3	3-5-8	2-2-4	4-4-8	5-1-6	3-2-5	3-5-8	2-1-3	6-4-10
Charles								1-0-1				
Cooper	2-1-3		1-0-1	1-0-1	1-0-1		1-2-3	2-2-4	1-0-1	0-2-2	0-1-1	1-0-1
Cowans	2-0-2		1-0-1	0-1-1	1-2-3	1-0-1	1-0-1					0-1-1
Cribbs	4-2-6	6-2-8	4-1-5	2-0-2	2-8-10	0-1-1			2-2-4	1-1-2		
Crooks	0-2-2		1-0-1	1-0-1	0-1-1	0-1-1	2-3-5	3-3-6	1-0-1		2-11-13	1-6-7
Daniels					1-0-1		1-1-2	0-1-1				1-0-1
Goode								0-1-1				
Gorman	0-1-1							1-1-2				
Hampton	1-0-1			1-0-1				1-0-1				
Hawthorne	2-1-3	0-1-1	4-0-4	1-1-2	1-2-3	3-2-5	2-0-2	3-2-5	0-2-2	1-0-1	3-1-4	2-1-3
Hayden										0-1-1	2-6-8	
Hubbard												1-0-1
James	2-2-4	2-2-4	4-1-5	4-1-5	0-1-1	6-0-6	2-0-2			2-1-3	3-1-4	2-0-2
Jefferson	2-0-2	1-3-4	1-1-2	0-1-1		3-1-4	4-0-4		2-0-2	0-1-1	0-2-2	1-2-3
Joran	1-0-1	0-1-1										
Kamoku				0-1-1	0-1-1	0-1-1				1-0-1		
Katula						0-1-1	1-0-1					2-0-2
Kelly							1-0-1					
Leonhard	6-1-7	2-4-6	3-0-3	2-1-3	3-1-4	4-2-6	4-1-5	4-5-9	3-0-3	5-4-9	4-6-10	4-3-7
Mehlhoff						0-1-1					0-1-1	
Monty		0-1-1	1-0-1	0-3-3	0-2-2			1-1-2	1-3-4	0-1-1	2-1-3	1-0-1
Ostrowski	0-1-1	1-0-1				1-0-1		1-1-2				
Paciotti								0-1-1				0-1-1
Pociask					0-1-1	0-1-1	0-1-1					1-0-1
Rogers					0-1-1							
Rowan					1-0-1	1-0-1	6-1-7			1-1-2	0-1-1	
Sanders	1-2-3	1-6-7	4-2-6	2-2-4	6-7-13	1-4-5	7-2-9	3-3-6	3-2-5	3-7-10	4-3-7	0-1-1
Starks	2-0-2	4-1-5	2-0-2	1-1-2	7-1-8	4-0-4	8-1-9	1-2-3	3-1-4	1-0-1	0-1-1	3-1-4
Stellmacher	1-1-2			1-0-1			3-1-4	1-1-2	1-0-1			
Strickland		1-0-1		0-1-1		0-1-1	1-1-2			0-1-1		1-1-2
Thomas				1-0-1							1-0-1	1-0-1
Ware										0-1-1		
Watkins	3-3-6					0-1-1						1-1-2
Welsh	1-0-1	0-2-2	3-1-4	1-1-2	1-2-3	1-0-1	1-0-1			1-4-5	3-1-4	3-1-4
White, B.				0-1-1								
White, J.	3-4-7	2-0-2		0-1-1	1-0-1		0-1-1			1-0-1	3-1-4	
Williams				1-0-1							1-0-1	
Zalewski	1-1-2	4-2-6	1-1-2	5-1-6	2-3-5	1-2-3	3-0-3	5-3-8	2-1-3	3-2-5	1-5-6	2-4-6

Tackles for loss by game (Number-Yards)


Player	UCF	UNLV	Ariz.	Penn St.	Illinois	Ohio St.	Purdue	Nwstn.	Minn.	Mich. St.	Iowa	Georgia
Bell				1.5-3								
Brooks			1-1					1-2				1-1
Cooper	1-8		1-9	1-4			1-1		1-12			
Cribbs	2-6			1-2	0.5-4							
Crooks	0.5-1										1-6	
Gorman	0.5-0											
Hawthorne			3-7			1-7	1-5	2-4		2-6	1.5-10	1-4
James	2-9	1-4	3-26	2-19		2-5	1-6				1-7	
Jefferson	1-7	1-3		0.5-0		1-4	1-2				0.5-0	
Joran	1-1											
Monty								1-5				
Ostrowski						1-3						
Sanders	1-2	0.5-1		0.5-1	2.5-17	0.5-1	2-8		1-9		2-9	
Starks		2-12	1-1		1-3							
Stellmacher								0.5-2				
Welsh			2-15	0.5-1			1-9			1-0		1-1
Zalewski	1-2	1.5-2	1-1	1-8	1-3	0.5-2		3.5-9		2-8		

QB sacks (No.-Yds.): Cooper (1-8 vs. UCF, 1-4 vs. Penn State); Crooks (1-6 at Iowa); Hawthorne (1-7 at Ohio State, 1-5 at Purdue, 1-2 vs. Northwestern, 1-3 at Michigan State, 1-9 at Iowa, 1-4 vs. Georgia); James (1-7 vs. UCF, 2-25 at Arizona, 2-19 vs. Penn State, 1-4 at Ohio State, 1-6 at Purdue, 1-7 at Iowa); Jefferson (1-7 vs. UCF, 1-4 at Ohio State, 1-2 at Purdue); Monty (1-5 vs. Northwestern); Ostrowski (1-3 at Ohio State); Sanders (2-12 vs. Illinois, 1-3 at Purdue); Sanders (0.5-1 at Ohio State, 1-9 vs. Minnesota, 1-8 at Iowa); Starks (1-10 vs. UNLV); Welsh (1-13 at Arizona, 1-9 at Purdue); Zalewski (1-2 vs. UCF, 1-1 vs. UNLV, 1-8 vs. Penn State, 0.5-2 at Ohio State)


2004 Game-By-Game Special Teams



Ken DeBauche



Mike Allen



Scott Starks



Jim Leonhard

Punting (Att.-yds.-avg.)

Opponent	DeBauche
UCF	3-118-39.3
UNLV	5-212-42.4
at Arizona	4-171-42.8
Penn State	6-247-41.2
Illinois	5-193-38.6
at Ohio State	7-278-39.7
at Purdue	6-267-44.5
Northwestern	3-141-47.0
Minnesota	1-42-42.0
at Michigan State	7-298-42.6
at Iowa	3-103-34.3
vs. Georgia	7-310-44.3

Career Bests (longest punt): Ken DeBauche (57 at Arizona, 2004)

Field Goals (Made underlined>)

Opponent	Allen
UCF	<u>40</u> , 39, <u>29</u>
UNLV	23, 49
at Arizona	23
Penn State	<u>39</u> , <u>38</u> , <u>26</u>
Illinois	<u>48</u>
at Ohio State	26
at Purdue	57
Northwestern	31, <u>29</u>
Minnesota	<u>41</u> , 38, 47
at Michigan State	
at Iowa	51
vs. Georgia	<u>46</u> , <u>44</u> , 37

Career Bests (longest field goal): Allen (50 vs. Fresno State, 2001)

Kickoff Returns (Att.-yds.-avg.)

Opponent	Starks	Williams	Bernstein
UCF	2-57-28.5		
UNLV	1-17-17.0	1-19-19.0	1-3-3.0
at Arizona			1-2-2.0
Penn State	1-10-10.0		
Illinois	2-35-17.5		
at Ohio State		2-60-30.0	
at Purdue		3-66-22.0	
Northwestern		1-19-19.0	
Minnesota		2-39-19.5	
at Michigan State		5-103-20.6	
at Iowa		4-82-20.5	
vs. Georgia		5-49-9.8	

Career Bests (longest kick return): Bernstein (16 vs. Northern Illinois, 2002) • Pociask (3 vs. Michigan State, 2003) • Stanley (3 vs. Akron, 2003) • Starks (34 vs. UCF, 2004) • Williams (55 at Penn State, 2003)

Punt Returns (Att.-yds.-avg.)

Opponent	Leonhard	Randle El	Strickland
UCF	4-68-17.0		
UNLV	3-58-19.3	1-10-10.0	
at Arizona	3-46-15.3		
Penn State	4-49-12.3		
Illinois	3-42-14.0		
at Ohio State	3-18-6.0		
at Purdue	1-4-4.0		
Northwestern	3-15-5.0		1-13-13.0
Minnesota	3-22-7.3		
at Michigan State	3-46-15.3		
at Iowa	2-41-20.5		
vs. Georgia	3-34-11.3		

Career Bests (longest punt return): Leonhard (65 (TD) at Penn State, 2003) • Williams (22 at Minnesota, 2003) • Randle El (10 vs. UNLV, 2004) • Strickland (13 vs. Northwestern, 2004)

2004 Miscellaneous Statistics

LONG PLAYS

Scrimmage plays that gained at least 20 yds.

Type	UW	Opp.
Runs	15	14
Passes	25	25

YDS. DESCRIPTION

52-P	Stocco to Daniels vs. UCF
45-R	A. Davis at Michigan State
44-R	Donovan vs. UCF
43-P	Stocco to Orr vs. Minnesota
42-P	Stocco to Williams vs. Minnesota
39-P	Stocco to Williams vs. Georgia
36-P	Stocco to Williams vs. Penn State
33-P	Stocco to Charles vs. Northwestern
33-R	A. Davis at Purdue
31-R	A. Davis at Ohio State
31-P	Stocco to Daniels at Ohio State
31-R	A. Davis vs. Illinois
30-P	Stocco to Daniels vs. Georgia
30-P	Stocco to Williams vs. UCF
27-P	Stocco to Pociask vs. Minnesota
27-P	Stocco to Paciotti vs. Minnesota
27-R	A. Davis vs. Illinois
26-R	A. Davis vs. Illinois
25-R	A. Davis vs. Georgia
25-P	Stocco to Charles vs. Northwestern
25-P	Stocco to Williams vs. Northwestern
25-R	Williams vs. Northwestern
25-P	Stocco to Charles at Purdue
24-P	Stocco to Charles vs. Minnesota
23-P	Stocco to B. White at Michigan State
23-P	Stocco to Daniels vs. Minnesota
23-P	Stocco to Williams at Purdue
23-P	Stocco to Daniels at Ohio State
23-R	Stanley at Arizona
23-R	Ja. Walker vs. UNLV
23-R	Ja. Walker vs. UNLV
22-P	Stocco to Williams at Michigan State
22-P	Stocco to Daniels vs. Illinois
22-P	Stocco to Daniels vs. UNLV
21-R	A. Davis vs. Minnesota
21-P	Stocco to Charles vs. Northwestern
21-R	A. Davis vs. Illinois
21-P	Stocco to Daniels vs. Illinois
21-R	A. Davis vs. UCF
20-P	Stocco to Charles vs. Georgia

R=run P=pass TDs in **bold**

LONGEST PLAYS OF 2004

Rush: 45, A. Davis at Michigan State
 Pass: 52, Stocco vs. UCF
 Punt Return: 38, Leonhard vs. UCF
 Kick Return: 46, Williams at Ohio State
 Int. Return: 25, Leonhard vs. Penn State
 Fum. Return: 40 (TD), Starks at Purdue
 Punt: 57, DeBauche at Arizona
 Field Goal: 48, Allen vs. Illinois


2004 Wisconsin Scoring Drives

Opp.	Qtr	Plays	Yds	T.O.P.	Result	How
UCF	1	9	52	3:37	TD	A. Davis 8 run
UCF	1	8	31	2:54	FG	Allen 40 FG
UCF	2	6	50	2:00	TD	Orr 16 pass from Stocco
UCF	2	2	24	0:24	FG	Allen 29 FG
UCF	3	11	66	6:03	TD	Stocco 2 run
UCF	4	6	80	2:37	TD	Daniels 52 pass from Stocco
UNLV	4	16	91	7:15	TD	Charles 5 pass from Stocco
Arizona	4	10	56	4:43	TD	Stanley 7 run
Arizona	4	16	72	7:26	FG	Allen 23 FG
Penn State	1	8	44	3:23	TD	Stocco 5 run
Penn State	2	10	37	4:43	FG	Allen 39 FG
Penn State	2	4	5	1:57	FG	Allen 38 FG
Penn State	3	17	73	7:59	FG	Allen 26 FG
Illinois	2	9	73	4:13	TD	A. Davis 16 run
Illinois	2	12	58	5:46	FG	Allen 48 FG
Illinois	3	8	70	4:48	TD	A. Davis 7 run
Illinois	4	9	70	4:14	TD	A. Davis 31 run
Ohio State	2	5	54	2:26	TD	A. Davis 31 run
Ohio State	2	7	78	3:02	TD	Charles 8 pass from Stocco
Ohio State	3	13	72	6:17	FG	Allen 26 FG
Ohio State	4	3	17	1:34	TD	Orr 10 pass from Stocco
Purdue	2	10	78	4:21	TD	A. Davis 6 run
Purdue	4	7	73	2:31	TD	Stanley 7 pass from Stocco
N'western	1	11	56	5:21	FG	Allen 29 FG
N'western	2	11	72	4:44	TD	Daniels 4 pass from Stocco
N'western	2	9	71	4:29	TD	A. Davis 7 run
N'western	3	7	66	2:40	TD	A. Davis 1 run
Minnesota	1	9	80	2:42	TD	Stocco 1 run
Minnesota	1	12	66	6:20	TD	Orr 17 pass from Stocco
Minnesota	1	5	69	2:28	TD	A. Davis 1 run
Minnesota	2	7	65	2:16	TD	A. Davis 1 run
Minnesota	2	11	66	5:14	FG	Allen 41 FG
Minnesota	3	15	80	7:34	TD	Stocco 2 run
Mich. State	1	3	65	0:59	TD	A. Davis 45 run
Mich. State	2	10	66	4:58	TD	Bernstein 9 run
Iowa	2	10	43	4:38	TD	Stanley 4 run
Georgia	1	4	-6	1:12	FG	Allen 46 FG
Georgia	2	6	22	2:19	FG	Allen 44 FG
Georgia	3	8	88	3:17	TD	Charles 19 pass from Stocco

2004 Game Reviews

Wisconsin 34 UCF 6

Sept. 4 • Camp Randall Stadium • Madison, Wis.



Sophomore quarterback John Stocco threw two touchdowns and ran for another as head coach Barry Alvarez notched his 100th career win in the University of Wisconsin football team's 34-6 victory over UCF at Camp Randall Stadium.

Also reaching a milestone was tailback Anthony Davis, who on Wisconsin's second offensive play from scrimmage, churned out an 18-yard run to move past Billy Marek (1972-75) and into second place on UW's career rushing list.

In his first collegiate start, Stocco led Wisconsin to its ninth straight home-opening win, using drives of 50, 66 and 80 yards to distance the Badgers from the Golden Knights.

Jonathan Orr and Owen Daniels each hauled in touchdown receptions from Stocco, the latter a 52-yard reception early in the fourth quarter that capped the scoring.

UW amassed 400 yards of total offense, including 230 yards in passing. The Golden Knights, meanwhile, had just 230 total.

GAME STATS

Score by Qtrs.	1	2	3	4	F
UCF	3	0	3	0	6
Wisconsin	10	10	7	7	34

1st Quarter:

9:27, WIS: Davis 8 run (Allen kick); 6:09, UCF: Prater 51 FG; 0:35, WIS: Allen 40 FG

2nd Quarter:

1:35, WIS: Orr 16 pass from Stocco (Allen kick); 0:00, WIS: Allen 29 FG

3rd Quarter:

8:48, WIS: Stocco 2 run (Allen kick); 0:07, UCF: Prater 33 FG

4th Quarter:

12:30, WIS: Daniels 52 pass from Stocco (Allen kick)

	UCF	WIS
First downs	11	23
Rushes-Yds.	35-53	49-230
Passing yds.	177	170
Att-Comp-Int	24-13-1	20-9-0
Total plays-yards	59-230	69-400
Punts-Avg.	8-41.1	3-39.3
Fumbles-Lost	1-1	4-1
Penalties-Yards	5-39	3-15
Possession Time	28:11	31:49
3rd downs	6 of 16	6 of 14
Sacks By	0-0	4-24

Individual Statistical Leaders

RUSHING: UCF-Haynes 21-56; UW-Davis 13-78; Donovan 4-64; Stanley 12-47. PASSING: UCF-Moffett 13-24-1-177. UW-Stocco 8-18-0-164. RECEIVING: UCF-Huggins 5-85; Johnson 2-38; Capers 2-27; Marshall 2-18. UW-Orr 3-42; Daniels 1-52; Williams 1-30.

Wisconsin 18 UNLV 3

Sept. 11 • Camp Randall Stadium • Madison, Wis.



Quarterback John Stocco threw one touchdown, safety Jim Leonhard returned another off a blocked field goal, and the University of Wisconsin's football team had a strong defensive effort for the second straight week in defeating UNLV 18-3 at Camp Randall Stadium.

Leonhard's 86-yard blocked field goal return late in the second quarter gave the Badgers a 9-0 lead going into half-time.

In the running game, the Badgers got 88 yards from freshman tailback Jamil Walker.

UW's defense did not allow a touchdown for the second consecutive game as UNLV was limited to 72 yards on the ground and 102 in the air.

Stocco completed 14-of-24 passes for 131 yards to go 2-0 as a starter. He threw his third touchdown of the season in a five-yard pass to Darrin Charles 2:41 into the fourth quarter.

UW recorded two safeties in the contest, tying a school and Big Ten Conference record. The Badgers last accomplished the feat in 1951 against Purdue. Previously, Minnesota was the last Big Ten school to tally two safeties in a game, doing so in a game against Indiana in 1981.

GAME STATS

Score by Qtrs.	1	2	3	4	F
UNLV	0	0	3	0	3
Wisconsin	2	7	2	7	18

1st Quarter:

0:22, WIS: Team safety

2nd Quarter:

2:20, WIS: Leonhard 86 blocked FG return (Allen kick)

3rd Quarter:

7:55, WIS: Zalewski safety; 4:40, UNLV: Aguayo 34 FG

4th Quarter:

12:19, WIS: Charles 5 pass from Stocco (Allen kick)


	UNLV	WIS
First downs	11	16
Rushes-Yds.	27-72	44-145
Passing yds.	102	131
Att-Comp-Int	29-13-0	24-14-1
Total plays-yards	56-174	68-276
Punts-Avg.	9-41.6	5-42.4
Fumbles-Lost	1-0	1-0
Penalties-Yards	9-64	3-29
Possession Time	24:01	35:59
3rd downs	1 of 13	6 of 17
Sacks By	1-7	2-11

Individual Statistical Leaders

RUSHING: UNLV-Dorsey 14-57; UW-Walker, Ja.16-88; Stanley 22-49. PASSING: UNLV-Steichen 12-27-0-100; UW-Stocco 14-24-1-131. RECEIVING: UNLV-Johnson 4-26; Marshall 3-33; Freund 3-24; UW-Stanley 5-36; Williams 3-25; Daniels 2-40.

Wisconsin 9 Arizona 7

Sept. 18 • Arizona Stadium • Tucson, Ariz.



GAME STATS

Score by Qtrs.	1	2	3	4	F
Wisconsin	0	0	0	9	9
Arizona	0	7	0	0	7

First Quarter:
No scoring

2nd Quarter:
0:32, ARIZ: Jefferson 44 pass from Heavner
(Folk kick)

3rd Quarter:
No scoring

4th Quarter
14:21, WIS: Stanley 7 run (Allen kick failed);
3:47, WIS: Allen 23 FG

	WIS	ARIZ
First Downs	18	12
Rushes-Yds.	46-146	33-96
Passing yds.	116	103
Passes Att-Comp-Int	24-12-0	15-9-0
Total plays-yds.	70-262	48-199
Punts-Avg.	4-42.8	7-42.3
Fumbles-Lost	2-2	1-0
Penalties-Yards	6-36	5-50
Possession Time	33:36	26:24
3rd downs	6 of 15	2 of 11
Sacks By	3-38	0-0

Individual Statistical Leaders

RUSHING: UW-Stanley 30-135; ARIZ-Harris 11-56; Bell 9-43; Henry 7-25. PASSING: UW-Stocco 12-24-0-116. ARIZ-Heavner 9-15-0-103. RECEIVING: UW-Bernstein 2-27; White 2-24; Stanley 2-13; Daniels 2-12; ARIZ-Jefferson 2-46; Johnson 2-12; Harris 2-8.

Two scores in the fourth quarter were enough for the UW football team to overcome an 88-minute weather delay and a strong Arizona defense to pull out a 9-7 triumph at Arizona Stadium.

The first half was a display of defense, as both teams had to punt several times. After the Badgers forced a three-and-out to proceed a lost fumble on their previous possession, the light drizzle that came with the start of the game turned into heavy downpours and lightning, causing a long stoppage of play with 6:13 left to go in the second quarter.

When play finally resumed, Arizona eventually got the ball back and scored when Kris Heavner tossed a 44-yard touchdown pass to Mike Jefferson. The half ended with the Wildcats up, 7-0.

During the weather delay, both coaches agreed to skip half-time, and thus the third quarter began following a five-minute break.

Booker Stanley led all rushers with 135 yards and scored on a seven-yard run 39 seconds into the fourth.


Although Mike Allen missed the ensuing extra point attempt, he made a 23-yard field goal 10 minutes later to put UW ahead for good.

Arizona kicker Nick Folk had a chance to win the game in the waning moments, but his 47-yard field goal attempt with 43 seconds remaining sailed wide left.

Wisconsin's defense allowed just 199 yards of offense by Arizona.

Wisconsin 16 Penn State 3

Sept. 25 • Camp Randall Stadium • Madison, Wis.



GAME STATS

Score by Qtrs.	1	2	3	4	F
Penn State	0	0	3	0	3
Wisconsin	7	6	3	0	16

1st Quarter:
1:58, WIS: Stocco 5 run (Allen kick)

2nd Quarter:
5:17, WIS: Allen 39 FG; 2:08, WIS: Allen 38 FG

3rd Quarter:
7:01, WIS: Allen 26 FG; 2:16, PSU: Gould 23 FG

4th Quarter:
No scoring

	PSU	WIS
First downs	9	17
Rushes-Yds.	26-70	46-130
Passing yds.	87	150
Att-Comp-Int	28-8-2	29-12-2
Total plays-yards.	54-157	75-280
Punts-Avg.	9-38.9	6-41.2
Fumbles-Lost	1-1	1-1
Penalties-Yards	4-25	8-61
Possession Time	22:37	37:23
3rd downs	1 of 13	5 of 16
Sacks By	1-8	4-31

Individual Statistical Leaders

RUSHING: PSU-Hunt 16-72; UW-Bernstein 27-123; Walker, Ja. 3-13; Stanley 10-9. PASSING: PSU-Ganter 6-23-1-32; Mills 1-2-1-49. UW-Stocco 12-29-2-150. RECEIVING: PSU-Rubin 2-21; Robinson, M. 1-49; UW-Williams 3-64; White 2-29; Orr 2-16; Pociask 2-14.

For the third time in four games, the Badger football team did not allow its opponent a touchdown, as it defeated Penn State 16-3 in the Big Ten Conference opener for both teams at Camp Randall Stadium.

The defense for UW gave up just 157 yards of offense by PSU while adding two interceptions and a fumble recovery.

Quarterback John Stocco scored the Badgers' only touchdown on a 5-yard run in the first quarter. Kicker Mike Allen did the rest, making all three of his field-goal attempts.


Fullback Matt Bernstein carried the ball a career-high 27 times for 123 yards in helping Wisconsin hold a 37:23 to 22:37 time of possession advantage. He played mostly in the second half after starting running back Booker Stanley re-aggravated his turf toe injury.

UW was also without the services of usual starting running back Anthony Davis, who missed his third straight game due to an eye injury.

The Nittany Lions also had to rely on backups, as third-string quarterback Chris Ganter came into the game in the second quarter after both Zach Mills (shoulder) and Michael Robinson (concussion) were injured. The junior finished 6-of-23 for 32 yards.

Wisconsin 24 Illinois 7

Oct. 2 • Camp Randall Stadium • Madison, Wis.



Tailback Anthony Davis scored three touchdowns to lead Wisconsin to a 24-7 victory over Illinois at Camp Randall Stadium. After a three-game absence due to an eye injury, Davis made a triumphant return, running 27 times for 213 yards.

It was the 20th 100-yard rushing effort and fifth 200-yard game of Davis' career, as UW rolled up 258 yards on the ground.

Wisconsin's defense did not give up more than seven points for the fifth consecutive contest, and it allowed the Illini just 206 yards of offense, including only 42 rushing yards.

Illinois quarterback Jon Beutjer ended up 12-for-27 for 85 yards before he was taken out toward the end of the third quarter. Third-string quarterback Chris Pazan put up the Illini's only score, a three-yard pass to Melvin Bryant in the fourth quarter.

The seven points by Illinois marked the fifth time in as many games this season that the Badgers held their opponent to seven points or fewer. It was the first time a UW team has held five straight foes to seven points or fewer in a season since the 1951 team did it over its last seven games.

GAME STATS

Score by Qtrs.	1	2	3	4	F
Illinois	0	0	0	7	7
Wisconsin	0	10	7	7	24

1st Quarter:
No scoring

2nd Quarter:
13:44, WIS: Davis, A. 16 run (Allen kick); 5:32, WIS: Allen 48 FG

3rd Quarter:
4:47, WIS: Davis, A. 7 run (Allen kick)


4th Quarter:
7:29, ILL: Bryant 3 pass from Pazan (Reda kick); 3:10, WIS: Davis, A. 31 run (Allen kick)

	ILL	WIS
First downs	16	18
Rushes-Yds.	27-42	50-258
Passing yds.	164	99
Att-Comp-Int	41-20-0	20-9-0
Total plays-yds.	68-206	70-357
Punts-Avg.	8-44.6	5-38.6
Fumbles-Lost	2-1	1-1
Penalties-Yards	5-46	6-46
Possession Time	25:51	34:09
3rd downs	8 of 18	9 of 17
Sacks By	1-4	2-12

Individual Statistical Leaders
RUSHING: ILL-Davis 8-30; Halsey 8-27; UW-Davis, A. 27-213; Bernstein 13-37. PASSING: ILL-Beutjer 12-27-0-85; Pazan 7-10-0-67; UW-Stocco 9-20-0-99. RECEIVING: ILL-Davis 5-35; Halsey 5-22; Jones 4-57; Payne 2-18; Kornfeld 2-17; Bryant 2-15. UW-Davis, A. 3-37; Daniels 2-43; Williams 2-7.

Wisconsin 24 Ohio State 13

Oct. 9 • Ohio Stadium • Columbus, Ohio



GAME STATS

Score by Qtrs.	1	2	3	4	F
Wisconsin	0	14	3	7	24
Ohio State	7	6	0	0	13

1st Quarter:
8:33, OSU: Ginn Jr. 65 punt return (Nugent kick)

2nd Quarter:
11:34, OSU: Nugent 42 FG; 9:00, WIS: Davis, A. 31 run (Allen kick); 3:30, WIS: Charles 8 pass from Stocco (Allen kick); 0:00, OSU: Nugent 55 FG

3rd Quarter:
8:43, WIS: Allen 26 FG

4th Quarter:
10:41, WIS: Orr 10 pass from Stocco (Allen kick)

	WIS	OSU
First downs	19	12
Rushes-Yds.	48-184	25-99
Passing yds.	160	125
Att-Comp-Int	24-15-0	31-15-0
Total plays-yards	72-344	56-224
Punts-Avg.	7-39.7	8-41.1
Fumbles-Lost	1-0	3-2
Penalties-Yards	2-30	7-59
Possession Time	36:29	23:31
3rd downs	5 of 15	4 of 14
Sacks By	5-21	2-8

Individual Statistical Leaders
RUSHING: UW-Davis, A. 39-168; Bernstein 5-25; OSU-Pittman 4-48; Ross 7-30; Zwick 11-17. PASSING: UW-Stocco 15-24-0-160; OSU-Zwick 15-31-0-125. RECEIVING: UW-Daniels 4-72; Charles 4-30; Williams 3-18; OSU-Hall 5-25; Holmes 3-34; Childress 3-26.

John Stocco threw two touchdown passes and Anthony Davis rushed for 168 yards on a career-high 39 carries as the Wisconsin football team snapped Ohio State's 18-game home winning streak with a 24-13 win over the Buckeyes.


Trailing 10-0, the Badgers rallied to score 24 of the game's final 27 points. Darrin Charles and Jonathan Orr each reeled in touchdown receptions from Stocco. The win was Wisconsin's third straight at Ohio State.

The Badgers dominated the time of possession in the second half, holding the ball for 21:17 compared to 8:43 for Ohio State. The Buckeyes ran just 22 plays after halftime for only 49 yards. For the game, the nation's No. 1 defense limited OSU to 224 yards of total offense, while Wisconsin accumulated 344 yards of its own.

Stocco completed 15 of 24 passes for 160 yards and the two scores in perhaps the finest start of his young career to date. Owen Daniels led the Badger receivers with four catches for 72 yards.

Wisconsin 20 Purdue 17

Oct. 16 • Ross-Ade Stadium • West Lafayette, Ind.



Scott Starks scooped up Kyle Orton's fumble and returned it 40 yards for a touchdown with 2:36 remaining as the Wisconsin football team rallied from a 17-7 fourth-quarter deficit to post a 20-17 win over No. 5 Purdue at Ross-Ade Stadium.

Ben Jones' potential game-tying 42-yard field goal missed wide right with 24 seconds to go as the 10th-ranked Badgers stunned the Homecoming crowd.

After trailing 7-0 at halftime, Purdue rallied to take a 17-7 lead on a six-yard touchdown run by Orton with eight minutes left in the fourth quarter. However,

UW quarterback John Stocco marched his team right back down the field. Stocco completed 6-of-7 passes for 73 yards on the drive, culminating with a seven-yard touchdown pass to Booker Stanley to bring the Badgers back within three with 5:29 remaining.

It appeared as though the Boilermakers might be able to run out the clock and secure the win as Orton picked up first-down yardage on a third-down bootleg. But Robert Brooks and Starks combined to pop the ball from Orton's grasp and Starks returned it for the decisive score.

Stocco completed 17-of-32 passes for a career-high 211 passing yards and one TD. Brandon Williams had season highs of seven catches and 84 receiving yards, while Anthony Davis rushed 18 times for 66 yards for the Badgers.

GAME STATS

Score by Qtrs.	1	2	3	4	F
Wisconsin	0	7	0	13	20
Purdue	0	0	7	10	17

1st Quarter:
No scoring

2nd Quarter:
1:42, WIS: Davis, A. 6 yd run (Allen kick)

3rd Quarter:
4:32, PUR: Charles 8 pass from Orton (Jones kick)

4th Quarter:
13:43, PUR: Jones 35 FG; 8:00, PUR: Orton 6 run (Jones kick); 5:29, WIS: Stanley 7 pass from Stocco (Allen kick); 2:36, WIS: Starks 40 fumble recovery (Allen kick blocked)


	WIS	PUR
First downs	16	26
Rushes-Yds.	30-84	40-132
Passing yds.	211	235
Att-Comp-Int	32-17-1	45-25-1
Total plays-yards	62-295	85-367
Punts-Avg.	6-44.5	4-35.0
Fumbles-Lost	3-0	4-2
Penalties-Yards	10-90	8-84
Possession Time	27:26	32:34
3rd downs	6 of 14	9 of 18
Sacks By	5-25	0-0

Individual Statistical Leaders

RUSHING: UW-Davis, A. 18-66; Stanley 5-14; PU-Void 16-74; Jones 8-39; Orton 15-13. PASSING: UW-Stocco 17-32-1-211; PU-Orton 25-45-1-235. RECEIVING: UW-Williams 7-84; Charles 2-43; Daniels 2-36; White 2-19; PU-Bryant 6-68; Ingraham 5-61; Stubblefield 3-40; 3-22; Void 3-15.

Wisconsin 24 Northwestern 12

Oct. 23 • Camp Randall Stadium • Madison, Wis.



GAME STATS

Score by Qtrs.	1	2	3	4	F
Northwestern	0	0	6	6	12
Wisconsin	3	14	7	0	24

1st Quarter:
5:35, WIS: Allen 29 FG

2nd Quarter:
9:29, WIS: Daniels 4 pass from Stocco (Allen kick); 3:09, WIS: Davis, A. 7 run (Allen kick)

3rd Quarter:
9:54, WIS: Davis, A. 1 run (Allen kick); 0:49, NU: Philmore 29 pass from Basanez (Basanez pass failed)

4th Quarter:
14:36, NU: Herron 14 run (Basanez pass failed)

	NU	WIS
First downs	23	19
Rushes-Yds.	36-149	53-208
Passing yds.	185	178
Att-Comp-Int	37-16-1	21-13-1
Total plays-yards	73-334	74-386
Punts-Avg.	6-35.2	3-47.0
Fumbles-Lost	0-0	1-1
Penalties-Yards	2-16	4-35
Possession Time	26:48	33:12
3rd downs	5 of 15	8 of 15
Sacks By	1-3	2-7

Individual Statistical Leaders

RUSHING: NU-Herron 19-109; Jordan 5-37; Basanez 11-2; UW-Davis, A. 31-117; Stanley 15-50. PASSING: NU-Basanez 16-37-1-185. UW-Stocco 13-21-1-178. RECEIVING: NU-Philmore 5-41; Herbert 4-54; Fields 3-34; Herron 2-34; UW-Williams 6-70; Charles 4-83; Stanley 2-21.

Tailback Anthony Davis helped the University of Wisconsin football team stay perfect by scoring two touchdowns in the Badgers' 24-12 defeat of Northwestern at Camp Randall Stadium.

Davis' TD in the second quarter gave UW a 17-0 advantage at the half.

Quarterback John Stocco connected with Owen Daniels for the other touchdown, and Mike Allen added a field goal, as the Badgers totaled 386 yards of offense. Wisconsin also held the ball almost seven minutes longer than the Wildcats, who had won two straight.


UW's defense held NU quarterback Brett Basanez to 185 yards with one touchdown and one interception and running back Noah Herron to 109 yards. Both fell below their season average in yardage.

Darrin Charles hauled in four catches for a season-high 83 receiving yards for Wisconsin.

The win improved the Badgers to 8-0 overall for the first time since the 1998 season.

Wisconsin 38 Minnesota 14

Nov. 6 • Camp Randall Stadium • Madison, Wis.



The Wisconsin football team showed its offense can be strong as its defense as Anthony Davis and John Stocco combined for five touchdowns in leading the Badgers past Minnesota 38-14 at Camp Randall Stadium.

UW racked up a season-high 525 yards of offense, while its top-ranked defense held the Golden Gophers to their second-lowest output of the season at 331 yards.

The game also was important because the Badgers won back the Paul Bunyan Axe and finished the season undefeated at home for the first time since 1998.

They did it by doing what they do best—controlling the tempo of the game by holding a 44:31-15:29 advantage in time of possession, executing 86 plays to Minnesota's 52.

The Badgers scored on each of their first five drives of the game in jumping out to a commanding 31-0 first-half lead.

Stocco threw a career-high 297 yards and was 19-of-26 to accompany his two rushing touchdowns and one passing touchdown.

Brandon Williams, who caught five passes, led all receivers with 87 yards, including a 43-yard pass on 1st-and-5. Owen Daniels added 39 yards from four catches.

Minnesota's running back tandem of Laurence Maroney and Marion Barber III, both of whom rumbled for 1,000 yards in 2003, were held to just 57 and 34 yards, respectively, as the team was held to less than 100 yards rushing for the first time this year.

GAME STATS

Score by Qtrs.	1	2	3	4	F
Minnesota	0	7	7	0	14
Wisconsin	21	10	7	0	38

1st Quarter:

12:18, WIS: Stocco 1 run (Allen kick); 4:39, WIS: Orr 17 pass from Stocco (Allen kick); 1:08, WIS: Davis, A. 1 run (Allen kick)

2nd Quarter:

12:44, WIS: Davis, A. 1 run (Allen kick); 6:00, WIS: Allen 41 FG; 4:07, MINN: Wheelwright 10 pass from Cupito (Lloyd kick)

3rd Quarter:

12:57, MINN: Maroney 31 run (Lloyd kick); 5:18, WIS: Stocco 2 run (Allen, Mike kick)

4th Quarter:

No scoring

	MINN	WIS
First downs	13	28
Rushes-Yds.	18-73	60-228
Passing yds.	258	297
Att-Comp-Int	34-17-0	26-19-0
Total plays-yards	52-331	86-525
Punts-Avg.	5-43.8	1-42.0
Fumbles-Lost	1-1	1-0
Penalties-Yards	6-38	1-5
Possession Time	15:29	44:31
3rd downs	2 of 10	11 of 17
Sacks By	3-7	1-9

Individual Statistical Leaders

RUSHING: UM-Maroney 8-57; Barber III 7-34; UW-Davis, A. 31-124; Bernstein 11-37; Williams 2-26; Stocco 7-19; Stanley 5-11. PASSING: UM-Cupito 17-33-0-258; UW-Stocco 19-26-0-297. RECEIVING: UM-Wheelwright 6-83; Ellerson 4-42; Spaeth 2-28; Maroney 2-10; UW-Williams 5-87; Daniels 4-39; Orr 3-68; Charles 2-32.

Michigan State 49 Wisconsin 14

Nov. 13 • Spartan Stadium • East Lansing, Mich.



GAME STATS

Score by Qtrs.	1	2	3	4	F
Wisconsin	7	7	0	0	14
Michigan State	14	7	14	14	49

1st Quarter:

13:01, WIS: Davis, A. 45 run (Allen kick); 7:45, MSU: Knott 4 pass from Dowdell (Rayner kick); 6:03, MSU: Key 0 blocked punt return (Rayner)

2nd Quarter:

14:05, WIS: Bernstein 9 run (Allen kick); 6:22, MSU: Teague 30 pass from Alexander (Rayner kick)

3rd Quarter:

11:02, MSU: Caulcrick 1 run (Rayner kick); 1:19, MSU: Trannon 31 pass from Stanton (Rayner kick)

4th Quarter:

12:03, MSU: Cobb 55 run (Rayner kick); 5:08, MSU: Teague 1 run (Rayner kick)

	WIS	MSU
First downs	23	21
Rushes-Yds.	41-217	44-430
Passing yds.	179	121
Att-Comp-Int	39-21-0	20-10-1
Total plays-yards	80-396	64-551
Punts-Avg.	8-37.2	4-51.0
Fumbles-Lost	1-1	0-0
Penalties-Yards	4-30	4-45
Possession Time	32:50	27:10
3rd downs	6 of 17	4 of 10
Sacks By	1-3	2-10

Individual Statistical Leaders

RUSHING: UW-Davis, A. 21-128; Donovan 4-27; Bernstein 3-20; Stanley 5-19; Stocco 6-9; MSU-Caulcrick 13-146; Teague 17-112; Cobb 5-78; Dowdell 3-72; Stanton 4-21. PASSING: UW-Stocco 20-38-0-178; MSU-Dowdell 6-14-1-47; Stanton 3-5-0-44. RECEIVING: UW-Charles 5-48; Daniels 4-36; White 3-32; Williams 3-31; MSU-Trannon 3-46; Knott 2-30; Scott 2-11.

The fourth-ranked Wisconsin football team suffered its first loss of the season, dropping a 49-14 decision to Michigan State in East Lansing, Mich.

Anthony Davis put UW on the scoreboard early, breaking free on a 45-yard touchdown run on the Badgers' third offensive play.

Michigan State responded with 14 straight points and stopped the Badgers on the goalline late at the end of the first half to take a 21-14 lead into halftime.

To open the second half, Michigan State recovered an onside kick. Nine plays later, Jehuu Caulcrick scored on a one-yard run to increase MSU's margin to 28-14.


The Spartans tacked on two more touchdowns in the third quarter and one in the fourth quarter to make the final score 49-14.

Davis paced Wisconsin with 128 yards rushing. John Stocco completed 20-of-38 passes for 178 yards.

Michigan State gained 551 yards of total offense against a Badger defense which entered the game giving up just 9.1 points and 246.9 yards per game.

Iowa 30 Wisconsin 7

Nov. 20 • Kinnick Stadium • Iowa City, Iowa



With a share of the Big Ten Conference title on the line, Wisconsin dropped its second straight contest, falling to Iowa 30-7 at Kinnick Stadium.

First-place Michigan was beaten by Ohio State earlier in the day. A victory for ninth-ranked UW would have given it a co-championship and a trip to the Rose Bowl. Instead, the No. 17 Hawkeyes split the title with the Wolverines.

Booker Stanley scored the Badgers' only touchdown on a four-yard run in the second quarter. His TD knotted the game at 7-7.

Safety Jim Leonhard tallied two interceptions, while cornerback Brett Bell had a third. Iowa, however, overcame its turnovers by forcing Wisconsin to commit four.

UW quarterback John Stocco finished just 14-of-29 for 107 yards. His counterpart, Drew Tate, racked up 186 yards in the air with three touchdown passes.

Clinton Solomon caught a game-high six passes for 100 yards with two TDs as the Hawkeyes held a 262-186 advantage in total offense. They scored in every quarter, just the second team to accomplish that feat against UW this season.

GAME STATS

Score by Qtrs.	1	2	3	4	F
Wisconsin	0	7	0	0	7
Iowa	7	7	10	6	30

1st Quarter:

4:22, IOWA: Solomon 6 pass from Tate (Schlicher kick)

2nd Quarter:

1:51, WIS: Stanley 4 run (Allen kick); 1:00, IOWA: Solomon 51 pass from Tate (Schlicher kick)

3rd Quarter:

3:54, IOWA: Chandler 12 pass from Tate (Schlicher kick); 1:37, IOWA: Schlicher 31 FG

4th Quarter:

10:59, IOWA: Schlicher 21 FG; 6:50, IOWA: Schlicher 34 FG


	WIS	IOWA
First downs	15	14
Rushes-Yds.	30-41	39-76
Passing yds.	145	186
Att-Comp-Int	39-18-2	24-15-3
Total plays-yards	69-186	63-262
Punts-avg	3-34.3	3-44.7
Fumbles-Lost	3-2	0-0
Penalties-Yards	3-21	5-55
Possession Time	26:16	33:44
3rd downs	7 of 18	5 of 15
Sacks By	4-30	4-14

Individual Statistical Leaders

RUSHING: UW-Bernstein 11-28; Stanley 10-12; IOWA-Mickens 11-42; Simmons 13-41.
PASSING: UW-Stocco 18-38-2-145; IOWA-Tate 15-24-3-186. RECEIVING: UW-Williams 5-39; White 4-42; Stanley 4-29; Bernstein 3-17; Charles 2-18. IOWA-Solomon 6-100; Hinkel 5-38; Chandler 3-37.

Georgia 24 Wisconsin 21

Jan. 1 • Raymond James Stadium • Tampa, Fla.



GAME STATS

Score by Qtrs.	1	2	3	4	F
Georgia	3	7	14	0	24
Wisconsin	3	3	7	8	21

1st Quarter:

10:24, UGA: Coutu 20 FG; 5:47 WIS: Allen 46 FG

2nd Quarter:

14:55, WIS: Allen 44 FG; 7:38 UGA: Gibson 19 pass from Greene (Coutu kick)

3rd Quarter:

9:16, UGA: Thomas 24 pass from Greene (Coutu kick); 6:33, UGA: Brown 29 run (Coutu kick); 3:16, WIS: Charles 19 pass from Stocco (Allen kick)

4th Quarter:

4:13, WIS: Crooks 11 interception return (Orr pass from Stocco)

	UGA	UW
First downs	21	14
Rushes-Yds.	37-196	35-60
Passing yards	264	170
Att-Comp-Int	19-41-2	12-27-0
Total plays-yards	78-460	62-230
Punts-avg	6-33.2	7-44.3
Fumbles-lost	1-1	2-2
Penalties-yards	8-85	7-45
3rd downs	6 of 17	3 of 14
Sacks By	7-39	1-4

Individual Statistical Leaders

RUSHING: UW-Davis 21-79, UGA-Brown 16-111.
PASSING: UW-Stocco 12-27-0-170, UGA-Greene 19-38-2-264. RECEIVING: UW-Davis 4-19, UGA-Brown 4-44, Gibson 4-42.

A late rally came up just short as the 16th-ranked Wisconsin football team dropped a hard-fought 24-21 loss to No. 7 Georgia in the Outback Bowl at Raymond James Stadium.

The Bulldogs extended their 10-6 lead early in the third quarter by tallying a pair of touchdowns to make it 24-6 with 6:33 left.

One of those TDs came after David Greene's pass deflected off a Bulldog player and into the hands of full-back Jeremy Thomas, who took it in 24 yards for the score.

Wisconsin countered as John Stocco capped a scoring drive with a 19-yard touchdown pass to Darrin Charles, and linebacker Andy Crooks jumped a screen pass and returned it 11 yards for a touchdown with 4:13 remaining.

Stocco completed a pass to Jonathan Orr for a two-point conversion to pull Wisconsin within 24-21.

That was as close as the Badgers would get, though, as Georgia was able to run out the clock to earn the win.

Wisconsin had 230 yards of total offense, compared to 460 for the Bulldogs. Anthony Davis rushed 21 times for 79 yards for the Badgers to finish his career in fifth place on the Big Ten's all-time rushing list. Stocco completed 12-of-27 passes for 170 yards and one TD.

Team Records

Top Offenses

Total Offense

455.2 ypg (5,462 yards).....	1993
423.6 ypg (5,083 yards).....	1994
417.2 ypg (5,006 yards).....	1999
413.2 ypg (4,545 yards).....	1983
399.8 ypg (4,398 yards).....	1974

Rushing Offense

287.5 ypg (3,162 yards).....	1974
275.4 ypg (3,305 yards).....	1999
270.8 ypg (2,437 yards).....	1957
250.8 ypg (3,009 yards).....	1993
249.4 ypg (3,242 yards).....	1996

Passing Offense

221.7 ypg (2,439 yards).....	1995
217.9 ypg (2,833 yards).....	2003
216.5 ypg (2,381 yards).....	1983
213.0 ypg (2,556 yards).....	2001
204.4 ypg (2,453 yards).....	1993

Scoring Offense

34.1 ppg (409 points).....	1999
32.6 ppg (359 points).....	1983
32.2 ppg (322 points).....	1962
31.8 ppg (382 points).....	1998
31.0 ppg (341 points).....	1974

Top Defenses

Total Defense

154.8 ypg (1,393 yards).....	1951
231.0 ypg (2,079 yards).....	1954
243.1 ypg (2,431 yards).....	1952
244.1 ypg (2,197 yards).....	1958
247.1 ypg (2,224 yards).....	1957

Rushing Defense

66.8 ypg (601 yards).....	1951
92.2 ypg (1,106 yards).....	1998
109.9 ypg (1,319 yards).....	1999
115.2 ypg (1,497 yards).....	1996
116.1 ypg (1,045 yards).....	1954

Passing Defense

65.2 ypg (717 yards).....	1975
73.4 ypg (661 yards).....	1953
77.2 ypg (695 yards).....	1957
78.2 ypg (704 yards).....	1956
79.1 ypg (712 yards).....	1950

Scoring Defense

6.6 ppg (59 points).....	1951
8.6 ppg (77 points).....	1958
10.8 ppg (97 points).....	1950
10.9 ppg (98 points).....	1954
11.9 ppg (143 points).....	1998

Team Offense — Game

Rushing

Yards: 551 vs. Northwestern (79 att.), 1974
 Attempts: 79 vs. Northwestern (551 yards), 1974
 Average per carry: 8.91 vs. Hawaii (56-499), 1996
 Touchdowns: 7 vs. Missouri, 1974; Northwestern, 1981; Northwestern, 1993; Eastern Michigan, 1994; Indiana, 1999

Passing

Yards: 423 vs. Minnesota (31-48), 1993
 Attempts: 54 vs. Iowa (25 comp.), 1983
 Completions: 35 vs. Iowa (51 att.), 1995
 Completion percentage: .947 vs. Northwestern (18-19), 1993
 Touchdowns: 5 vs. Nevada, 1993; Purdue, 1993; Michigan State, 2003
 Interceptions: 6 vs. Northwestern, 1956; Washington, 1968; Iowa, 1982

Scoring

Points: 69 vs. New Mexico St., 1962
 Field goals: 4 vs. Minnesota, 1976; Kentucky, 1984; Bowling Green, 1992; Purdue, 1992; Minnesota, 1998; Michigan State, 1999

Total Offense

Yards: 705 vs. Indiana (461 rushing, 244 passing), 1999
 Plays: 97 vs. Iowa (395 yards), 1969; Illinois (561 yards), 1969

Kickoff Returns

Yards: 196 vs. Iowa (8 ret.), 1961
 Returns: 10 vs. Ohio State (161 yards), 1969; Michigan (174 yards), 1988
 Average per return: 46.0 vs. Northern Illinois (3-138), 1985

Punt Returns

Yards: 277 vs. Iowa (7 ret.), 1947
 Returns: 11 vs. Indiana (96 yards), 1951
 Average per return: 39.6 vs. Iowa (7-277), 1947

Punting

Yards: 504 vs. Miami, Fla. (13 punts), 1989
 Punts: 13 vs. Miami, Fla. (504 yards), 1989
 Average per punt: 52.3 vs. Missouri (4-209), 1974

Miscellaneous

Most fumbles: 10 vs. Indiana, 1951; Ohio State, 1975
 Most fumbles lost: 6 vs. Michigan State, 1963; Minnesota, 1964
 Highest third-down percentage: .909 vs. Northwestern (10-11), 1993
 Most penalties: 13 vs. Oregon (91 yards), 1978; Kentucky (133 yards), 1984
 Most penalty yards: 133 vs. Kentucky (13 penalties), 1984
 Fewest penalties: 0, many times (MR: vs. Minnesota, 1992)

Team Offense — Season

Rushing

Yards: 3,305 in 1999
 Average per game: 287.5 in 1974 (3,162 yards)
 Attempts: 645 in 2002
 Average per carry: 5.4 in 1994 (545 att.-2,934 yds.)
 Touchdowns: 38 in 1974

Passing

Yards: 2,833 yards in 2003
 Average per game: 221.7 in 1995 (2,439 yards)
 Attempts: 340 in 1982 (179 comp.)
 Completions: 206 in 1995 (332 att.)
 Completion percentage: .675 in 1993 (191 comp.-283 att.)
 Touchdowns: 20 in 1993 and 1994
 Interceptions: 25 in 1965

Scoring

Points: 409 in 1999
 Average per game: 34.1 in 1999 (409 points)
 Field goals: 22 in 1992

Total Offense

Yards: 5,462 in 1993
 Average per game: 455.2 in 1993 (5,462 yards)
 Plays: 967 in 2002 (4,966 yards)

Kickoff Returns

Yards: 1,164 in 1986 (53 ret.)
 Returns: 61 in 1988 (1,072 yards)
 Avg. per return: 24.3 in 1999 (20-485)

Punt Returns

Yards: 530 in 2003 (37 ret.)
 Returns: 51 in 1951 (428 yards)
 Average per return: 17.5 in 1947 (30 att.-524 yds.)

Punting

Yards: 3,155 in 1998 (72 punts)
 Punts: 81 in 1968 (3,047 yards)
 Average per punt: 44.3 in 2000 (70 att.-3,101 yds.)

Miscellaneous

Most fumbles: 47 in 1988
 Most fumbles lost: 30 in 1970
 Highest third-down percentage: .583 in 1993



All-American Tom Burke keyed the 1998 Wisconsin defense that allowed a school record-low five rushing touchdowns.

Team Defense — Game**Rushing**

Yards: -18 by Iowa (34 att.), 1951
 Attempts: 14 by Hawaii (42 yards), 2000
 Average per carry: -0.5 by Iowa (34-minus 18), 1951
 Touchdowns: 0, many times

Passing

Yards: 0, six times (MR: vs. Minnesota, 1977)
 Attempts: 3, twice (MR: vs. Ohio State, 1961)
 Completions: 0, five times (MR: vs. Minnesota, 1977)
 Completion percentage: .000, five times (MR: vs. Minnesota, 1977)
 Touchdowns: 0, many times
 Interceptions: 7 by Minnesota, 1954

Scoring

Points: 0, many times (MR: vs. Indiana, 1999)

Total Offense

Yards: 71 vs. Cal (24 rushing, 47 passing), 1946

Miscellaneous

Most fumbles: 10 by Syracuse, 1972
 Most fumbles lost: 7 by Syracuse, 1972
 Lowest third-down percentage: 0.077 by Boise State (1-13), 1997;
 by San Jose State (1-13), 1997
 Most penalties: 15 by Illinois (151 yards), 1981
 Most penalty yards: 151 by Illinois (15 pen.), 1981
 Fewest penalties: 0, many times
 Lowest time of possession: 9:17 by Hawaii, 1987

Team Defense — Season**Rushing**

Yards: 601 in 1951
 Average per game: 66.8 in 1951 (601 yards)
 Attempts: 345 in 1951
 Average per carry: 1.7 in 1951
 Touchdowns: 5 in 1998

Passing

Yards: 661 in 1953
 Average per game: 65.2 in 1975 (717 yards)
 Attempts: 121 in 1948
 Completions: 44 in 1956
 Completion percentage: .369 in 1953
 Touchdowns: 3 in 1963
 Interceptions: 25 in 1965

Scoring

Points: 59 in 1951
 Average per game: 6.6 in 1951 (59 pts.)

Total Offense

Yards: 1,393 in 1951
 Average per game: 154.8 in 1951 (1,393 yards)

Miscellaneous

Most fumbles forced: 43 in 1976
 Most fumbles recovered: 25 in 1972
 Lowest third-down conversion percentage: .166 in 1982
 Most turnovers created: 41 in 1959

Single-game Bests

Wisconsin Offense

Total Offense

705	Indiana (461 rushing, 244 passing), 1999
632	Indiana (372 rushing, 260 passing), 1994
630	Wyoming (548 rushing, 82 passing), 1973
630	Michigan State (245 rushing, 385 passing), 2003
625	Northwestern (406 rushing, 219 passing), 1983
608	Northwestern (551 rushing, 57 passing), 1974
605	Minnesota (182 rushing, 423 passing), 1993
604	Iowa (420 rushing, 184 passing), 1999
602	Hawaii (499 rushing, 103 passing), 1996
591	Akron (310 rushing, 281 passing), 2003
Opponent best: 645, Michigan State (295 rushing, 350 passing), 1978	

Rushing Offense

551	Northwestern (79 att.), 1974
548	Wyoming (70 att.), 1973
499	Hawaii (56 att.), 1996
475	Northwestern (61 att.), 1981
461	Indiana (56 att.), 1999
441	Marquette (65 att.), 1956
435	Minnesota (70 att.), 1974
420	Iowa (60 att.), 1999
416	Minnesota (68 att.), 2002
412	Northwestern (n/a), 1957
406	Northwestern (55 att.), 1982
Opponent best: 452 by Kansas (66 att.), 1975	

Passing Offense

423	Minnesota (31-48), 1993
419	USC (34-49), 1963
385	Michigan State (17-26), 2003
368	Michigan State (20-37), 2001
355	Northwestern (21-31), 1990
352	Iowa (35-51), 1995
325	Iowa (25-54), 1983
319	Ohio State (23-39), 1983
317	Purdue (16-33), 1983
312	Minnesota (20-41), 1961
305	Minnesota (23-34), 2003
Opponent best: 494, Purdue (55-83), 1998	

Scoring Offense

69	New Mexico State, 1962
62	Indiana, 1994
60	Marquette, 1957
59	Missouri, 1974
59	Hawaii, 1996
59	Indiana, 1999
56	Minnesota, 1983
56	Eastern Michigan, 1994
56	San Jose State, 1997
56	Michigan State, 2003
55	Illinois, 1961
55	Illinois, 1969
Opponent best: 63 by Indiana, 2001	

Wisconsin Defense

Total Defense

71	California (24 rushing, 47 passing), 1946
74	Marquette (60 rushing, 14 passing), 1949
78	Illinois (25 rushing, 54 passing), 1977
82	Iowa (-18 rushing, 100 passing), 1951
102	Ohio (65 rushing, 37 passing), 1998
106	Ohio State (61 rushing, 45 passing), 1951
113	Northwestern (23 rushing, 90 passing), 1951
115	Marquette (5 rushing, 110 passing), 1946
116	Illinois (32 rushing, 84 passing), 1948
117	Marquette (43 rushing, 74 passing), 1956
Wisconsin worst: 59, Iowa (47 rushing, 12 passing), 1954	

Rushing Defense

-18	Iowa (34 att.), 1951
-5	San Diego State (26 att.), 1980
-5	Stanford (27 att.), 2000
-1	Western Michigan (20 att.), 2000
5	Marquette (16 att.), 1946
8	Michigan State (33 att.), 1954
13	Pennsylvania (44 att.), 1951
15	Northwestern (24 att.), 1978
18	Northwestern (23 att.), 1980
19	Northwestern (30 att.), 1982
Wisconsin worst: -51, Notre Dame (28 att.), 1964	


Passing Defense

0	Indiana (1-8), 1951
0	Northwestern (0-6), 1956
0	Michigan State (0-4), 1961
0	Minnesota (0-4), 1972
0	Purdue (0-7), 1975
0	Minnesota (0-3), 1977
2	Kansas (1-3), 1975
13	Ohio State (1-3), 1958
14	Marquette (3-17), 1949
15	Michigan (4-21), 1959
15	Washington (2-5), 1968
15	Michigan State (1-11), 1972
Wisconsin worst: 0, Purdue (1-3), 1958; Ohio State (0-8), 1989	

Scoring Defense

0	many times (MR: Indiana, 1999)
Wisconsin worst: 0 many times (MR: by Syracuse, 1997)	

Player Records



Darrell Bevell's 59 career touchdown passes are the most in Wisconsin history.

Rushing Yards

Quarter: 170, Ron Dayne vs. San Jose State, 1997
Half: 258, Michael Bennett vs. Oregon, 2000
Game: 339, Ron Dayne vs. Hawaii, 1996
Season: 2,109, Ron Dayne, 1996
Career: 7,125, Ron Dayne, 1996-99

Rushing Attempts

Quarter: 16, Ron Dayne vs. Minnesota, 1996
Half: 31, Ron Dayne vs. Minnesota, 1996
Game: 50, Ron Dayne vs. Minnesota, 1996
Season: 337, Ron Dayne, 1999
Career: 1,220, Ron Dayne, 1996-99

Highest Average Per Carry

Game (10 att.): 14.9, Ken Starch vs. Colorado, 1974
Season (100 att.): 6.75, Troy King, 1982
Career (300 att.): 5.84, Ron Dayne, 1996-99

Rushing Touchdowns

Game: 5, Anthony Davis vs. Minnesota, 2002;
Billy Marek vs. Minnesota, 1974
Season: 21, Ron Dayne, 1996
Career: 71, Ron Dayne, 1996-99

100-yard Rushing Games

Season: 11, Brent Moss, 1993
Career: 33, Ron Dayne, 1996-99
Consecutive: 17, Brent Moss, 1993-94

200-yard Rushing Games

Season: 5, Ron Dayne, 1996
Career: 14, Ron Dayne, 1996-99
Consecutive: 3, Billy Marek, 1974; Ron Dayne, 1996;
Ron Dayne, 1999

Highest Rushing Average Per Game

Season: 169.5, Ron Dayne, 1999
Career: 151.6, Ron Dayne, 1996-99

Rushing Yards in Consecutive Games

Two: 628, Ron Dayne, 1996
Three: 874, Ron Dayne, 1996
Four: 987, Ron Dayne, 1996
Five: 1,233, Ron Dayne, 1996
Six: 1,477, Ron Dayne, 1996

Passing Yards

Game: 423, Darrell Bevell vs. Minnesota, 1993
Season: 2,390, Darrell Bevell, 1993
Career: 7,686, Darrell Bevell, 1992-95

Pass Attempts

Game: 54, Randy Wright vs. Iowa, 1983
Season: 330, Randy Wright, 1982
Career: 1,052, Darrell Bevell, 1992-95

Pass Completions

Game: 35, Darrell Bevell vs. Iowa, 1995
Season: 195, Darrell Bevell, 1995
Career: 646, Darrell Bevell, 1992-95
Consecutive: 14, Darrell Bevell
vs. Northwestern, 1993

Highest Completion Percentage

Game (10 att.): .944, Darrell Bevell (17-18) vs.
Northwestern, 1993
Season: .678, Darrell Bevell (187-276), 1993
Career: .614, Darrell Bevell (646-1,052), 1992-95

Passing Touchdowns

Game: 5, Darrell Bevell vs. Nevada, 1993; Jim Sorgi
vs. Michigan State, 2003
Season: 19, Randy Wright, 1983; Darrell Bevell, 1993
Career: 59, Darrell Bevell, 1992-95

Highest Pass Efficiency Rating

Game (15 att.): 268.4, Jim Sorgi
vs. Michigan State, 2003
Season: 155.2, Darrell Bevell, 1993
Career: 141.2, Jim Sorgi, 2000-03

Most 200-yard Passing Games

Season: 6, Randy Wright, 1983; Darrell Bevell, 1993
Career: 14, Darrell Bevell, 1992-95
Consecutive: 4, Randy Wright, 1983

Most Yards Receiving

Game: 258, Lee Evans vs. Michigan State, 2003
Season: 1,545, Lee Evans, 2001
By a WR: 1,545, Lee Evans, 2001
By a RB: 356, Tom Wiesner, 1960
By a TE: 817, Pat Richter, 1961
Career: 3,468, Lee Evans, 1999-2003
By a WR: 3,468, Lee Evans, 1999-2003
By a RB: 658, Joe Armentrout, 1983-86
By a TE: 1,873, Pat Richter, 1960-62

Most Receptions

Game: 13, Matt Nyquist vs. Iowa, 1995
By a WR: 11, Louis Jung vs. Colorado, 1965;
Jimmy Jones vs. Northwestern, 1964; Chris
Chambers vs. Iowa, 2000; Chris Chambers vs.
Purdue, 2000
By a TE: 13, Matt Nyquist vs. Iowa, 1995
Season: 75, Lee Evans, 2001
By a WR: 75, Lee Evans, 2001
By a RB: 33, Ron Johnson, 1994
By a TE: 49, Pat Richter, 1962
Career: 175, Lee Evans, 1999-2003
By a WR: 175, Lee Evans, 1999-2003
By a RB: 69, Joe Armentrout, 1983-86
By a TE: 121, Pat Richter, 1960-62

Most Consecutive Games With a Pass Reception

Career: 38, Lee Evans, 1999-2003

Highest Average Per Reception

Game (3 rec.): 47.3, Larry Mialik vs. Penn State, 1970
Season (30 rec.): 21.3, Larry Mialik, 1970
Career (50 rec.): 20.1, Tony Simmons, 1994-97

Most Receiving Touchdowns

Game: 5, Lee Evans vs. Michigan State, 2003
Season: 13, Lee Evans, 2003
Career: 27, Lee Evans, 1999-2003

Most Points

Game: 30, Anthony Davis vs. Minnesota, 2002; Billy
Marek vs. Minnesota, 1974; Lee Evans vs.
Michigan State, 2003
By a kicker: 16, Vitaly Pisetsky vs. Michigan
State, 1999
Season: 126, Ron Dayne, 1996
By a kicker: 99, Matt Davenport, 1998
Career: 426, Ron Dayne, 1996-99

Most Touchdowns

Game: 5, Anthony Davis vs. Minnesota, 2002; Billy
Marek vs. Minnesota, 1974; Lee Evans vs.
Michigan State, 2003
Season: 21, Ron Dayne, 1996
Career: 71, Ron Dayne, 1996-99

Most Extra Points

Game: 8, Vince Lamia vs. Missouri, 1974; Kevin
Rohde vs. Minnesota, 1983; Rick Schnetzky vs.
Eastern Michigan, 1994; Rick Schnetzky vs.
Indiana, 1994; Matt Davenport vs. San Jose
State, 1997; Vitaly Pisetsky vs. Indiana, 1999;
Mike Allen vs. Michigan State, 2003
Season: 46, Vitaly Pisetsky, 1999
Career: 105, Vince Lamia, 1973-76

Highest Extra Point Percentage

Game (8 att.): 100.0, Vince Lamia vs. Missouri, 1974;
Kevin Rohde vs. Minnesota, 1983; Rick
Schnetzky vs. Eastern Michigan, 1994; Matt
Davenport vs. San Jose State, 1997; Vitaly
Pisetsky vs. Indiana, 1999; Mike Allen vs.
Michigan State, 2003

Season (25 att.): 100.0, Gary Kroner, 1962; Roger Jaeger, 1971; Mark Doran, 1981; Mark Neuser, 2001; Mike Allen, 2002
 Career (50 att.): 96.5, Todd Gregoire, 1984-87

Most Field Goals

Game: 4, Vince Lamia vs. Minnesota, 1976; Todd Gregoire vs. Kentucky, 1984; Todd Gregoire vs. Ohio State, 1987; Rich Thompson vs. Bowling Green, 1992; Rich Thompson vs. Purdue, 1992; Matt Davenport vs. Minnesota, 1998; Vitaly Pisetsky vs. Michigan State, 1999
 Season: 22, Rich Thompson, 1992
 Career: 65, Todd Gregoire, 1984-87

Highest Field Goal Percentage

Game (4 att.): 100.0, Vince Lamia vs. Minnesota, 1976; Todd Gregoire vs. Kentucky, 1984; Rich Thompson vs. Bowling Green, 1992; Rich Thompson vs. Purdue, 1992; Matt Davenport vs. Minnesota, 1998; Vitaly Pisetsky vs. Michigan State, 1999
 Season (15 att.): 90.5, Matt Davenport (19-21), 1998
 Career (30 att.): 86.8, Matt Davenport (33-38), 1997-98

Most Yards Of Total Offense

Game: 416, Darrell Bevell vs. Minnesota, 1993
 Season: 2,481, Randy Wright, 1982
 Career: 7,477, Darrell Bevell, 1992-95

Most Total Offensive Plays

Game: 61, Randy Wright vs. Iowa, 1983
 Season: 405, Brooks Bollinger, 2002
 Career: 1,289, Brooks Bollinger, 1999-2002

Most TDs Responsible For

Game: 5, Billy Marek vs. Minnesota, 1974; Mike Kalasmiki vs. Minnesota, 1979; Jess Cole vs. Minnesota, 1980; Randy Wright vs. Purdue,

1983; Darrell Bevell vs. Nevada, 1993; Mike Samuel vs. San Jose State, 1997; Brooks Bollinger vs. Michigan State, 2002; Anthony Davis vs. Minnesota, 2002; Jim Sorgi vs. Michigan State, 2003; Lee Evans vs. Michigan State, 2003

Season: 24, Randy Wright, 1983
 Career: 71, Ron Dayne, 1996-99

Most All-purpose Yardage

Game: 347, Ron Dayne vs. Hawaii, 1996
 Kick returns only: 241, Troy Vincent vs. Western Illinois, 1991
 Season: 2,242, Ron Dayne, 1996
 Career: 7,429, Ron Dayne, 1996-99

Most Kickoff Return Yards

Game: 178, Clarence Self vs. Michigan, 1947
 Season: 670, Brandon Williams, 2002
 Career: 1,778, Nick Davis, 1998-2001

Most Kickoff Returns

Game: 7, Clarence Self vs. Michigan, 1947
 Season: 32, Brandon Williams, 2002
 Career: 78, Fred Owens, 1986-89

Highest Avg. Per Kickoff Return

Game (3 ret.): 42.7, Selvie Washington vs. Nebraska, 1974
 Season (10 ret.): 29.6, Ira Matthews, 1976
 Career (30 ret.): 24.6, Greg Johnson, 1969, 1971

Most Kickoff Returns For TDs

Game: 1, many times (MR: Lee Evans vs. Indiana, 2000)
 Season: 2, Ira Matthews, 1976; Nick Davis, 1999
 Career: 2, Danny Crooks, 1969-71; Ira Matthews, 1975-78; Nick Davis, 1998-2001

Most Punt Return Yards

Game: 158, Earl Girard vs. Iowa, 1947
 Season: 470, Jim Leonhard, 2003
 Career: 1,347, Jim Leonhard, 2001-04

Most Punt Returns

Game: 10, Bill Lane vs. Indiana, 1951
 Season: 38, Keith Jackson, 1994
 Career: 105, Jim Leonhard, 2001-04

Highest Average Per Punt Return

Game (3 ret.): 52.7, Earl Girard vs. Iowa, 1947
 Season (15 ret.): 16.9, Ira Matthews, 1978
 Career (105 ret.): 12.8, Jim Leonhard, 2001-04

Most Punt Returns For TDs

Game: 2, Earl Girard vs. Iowa, 1947
 Season: 3, Ira Matthews, 1978
 Career: 4, Ira Matthews, 1975-78

Most Yards Punting

Game: 500, Brad Brekke vs. Miami, Fla., 1989
 Season: 3,155, Kevin Stemke, 1998
 Career: 10,660, Kevin Stemke, 1997-2000

Most Punts

Game: 12, Dave Fronek vs. Nebraska, 1965; Bob Schaffner vs. Iowa, 1968; Brad Brekke vs. Miami, Fla., 1989

Season: 74, R.J. Morse, 2002
 Career: 249, Scott Cepicky, 1984-87

Highest Average Per Punt

Game (3 punts): 52.2, Dick Mileager vs. Kansas, 1976
 Season (30 punts): 44.5, Kevin Stemke, 2000
 Career (100 punts): 43.5, Kevin Stemke, 1997-2000

Most Interceptions

Game: 4, Clarence Bratt vs. Minnesota, 1954
 Season: 11, Jim Leonhard, 2002
 Career: 21, Jamar Fletcher, 1998-2000; Jim Leonhard, 2001-04

Most Interception Return Yardage

Game: 103, Bob Radcliffe vs. Navy, 1949; Ed Withers vs. Iowa, 1950
 Season: 179, Jamar Fletcher, 2000
 Career: 459, Jamar Fletcher, 1998-2000

Highest Average Per Int. Return

Season (min. 4 ret.): 30.5, Pat Levenhagen, 1955
 Career (min. 8 ret.): 25.0, Ed Withers, 1949-51

Most Interception Ret. for TDs

Game: 2, Bob Radcliffe vs. Navy, 1949
 Season: 3, Jamar Fletcher, 1998
 Career: 5, Jamar Fletcher, 1998-2000

Most Tackles

Game: 28, Dave Crossen vs. Purdue, 1977
 By a LB: 28, Dave Crossen vs. Purdue, 1977
 By a DB: 23, Scott Nelson vs. Iowa, 1990
 Season: 181, Dave Lokanc, 1972
 By a LB: 181, Dave Lokanc, 1972
 By a DL: 135, Tim Krumrie, 1981
 By a DB: 144, Reggie Holt, 1991
 Career: 451, Pete Monty, 1993-96
 By a LB: 451, Pete Monty, 1993-96
 By a DL: 444, Tim Krumrie, 1979-82
 By a DB: 359, Greg Thomas, 1987-90

Most Tackles For Loss

Game: 6.5, Alex Lewis vs. Purdue, 2003
 Season: 31, Tom Burke, 1998
 Career: 58, Tarek Saleh, 1993-96

Most Quarterback Sacks

Game: 6, Tim Jordan vs. Northwestern, 1985
 Season: 22, Tom Burke, 1998
 Career: 33, Tarek Saleh, 1993-96

Most Passes Defended


Game: 6, Mike Echols vs. Purdue, 1999
 Season: 25, Mike Echols, 2000; Jim Leonhard, 2002
 Career: 62, Mike Echols, 1998-2001

Most Fumbles Recovered

Game: 3, Michael Reid vs. Ohio State, 1985
 Season: 5, Ed Bosold, 1972
 Career: 7, Dan Batsch, 1987-90; Scott Nelson, 1990-93

Most Blocked Kicks

Game: 3, Richard Johnson vs. Missouri, 1984
 Season: 6, Richard Johnson, 1984
 Career: 8, Richard Johnson, 1982-84




Alex Lewis set a school record with 6.5 tackles for loss against Purdue in 2003.


Career Rushing Leaders



Ron Dayne



Billy Marek



Rufus Ferguson

1. Ron Dayne

Year	Att.	Yards	Avg.	TD
1996	325	2,109	6.5	21
1997	263	1,457	5.5	15
1998	295	1,525	5.2	15
1999	337	2,034	6.0	20
Total	1,220	7,125	5.8	71

2. Anthony Davis

Year	Att.	Yards	Avg.	TD
2001	291	1,466	5.0	11
2002	300	1,555	5.2	13
2003	116	682	5.9	7
2004	201	973	4.8	11
Total	908	4,676	5.1	42

3. Billy Marek

Year	Att.	Yards	Avg.	TD
1972	1	6	6.0	0
1973	241	1,207	5.0	13
1974	205	1,215	5.9	18
1975	272	1,281	4.7	13
Total	719	3,709	5.2	44

4. Brent Moss

Year	Att.	Yards	Avg.	TD
1991	61	219	3.6	1
1992	165	739	4.5	9
1993	312	1,637	5.2	16
1994	156	833	5.3	8
Total	694	3,428	4.9	34

5. Terrell Fletcher

Year	Att.	Yards	Avg.	TD
1991	109	446	4.1	4
1992	96	496	5.2	0
1993	165	996	6.0	9
1994	244	1,476	6.0	12
Total	614	3,414	5.6	25

6. Alan Ameche

Year	Att.	Yards	Avg.	TD
1951	157	824	5.2	4
1952	233	1,079	4.6	7
1953	165	801	4.9	5
1954	146	641	4.4	9
Total	701	3,345	4.8	25

7. Larry Emery

Year	Att.	Yards	Avg.	TD
1983	56	336	6.0	2
1984	109	675	6.2	5
1985	224	1,113	5.0	8
1986	193	855	4.4	4
Total	582	2,979	5.1	19

8. Rufus Ferguson

Year	Att.	Yards	Avg.	TD
1970	130	588	4.5	6
1971	249	1,222	4.9	13
1972	215	1,004	4.7	7
Total	594	2,814	4.7	26

9. Carl McCullough

Year	Att.	Yards	Avg.	TD
1993	31	162	5.2	1
1995	236	1,038	4.4	3
1996	117	534	4.6	3
1997	85	377	4.4	2
Total	469	2,111	4.5	9

10. Alan Thompson

Year	Att.	Yards	Avg.	TD
1969	214	907	4.2	9
1970	124	455	3.7	4
1971	124	643	5.2	6
Total	462	2,005	4.3	19

Rushing Records

Career Rushing Yards

1. Ron Dayne, 1996-99	7,125
2. Anthony Davis, 2001-04	4,676
3. Billy Marek, 1972-75	3,709
4. Brent Moss, 1991-94	3,428
5. Terrell Fletcher, 1991-94	3,414
6. Alan Ameche, 1951-54	3,345
7. Larry Emery, 1983-86	2,979
8. Rufus Ferguson, 1970-72	2,814
9. Carl McCullough, 1993, 1995-97	2,111
10. Alan Thompson, 1969-71	2,005
11. Marvin Artley, 1985-88	1,991
12. Michael Bennett, 1999-2000	1,979
13. Brooks Bollinger, 1999-2002	1,767
14. Larry Canada, 1973-76	1,714
15. Dave Mohapp, 1978-81	1,710
16. Ken Starch, 1972-75	1,671
17. Ira Matthews, 1975-78	1,640
18. Joe Armentrout, 1983-86	1,576
19. John Williams, 1979-82	1,560
20. Danny Lewis, 1955-57	1,460

Career Rushing Attempts

1. Ron Dayne, 1996-99	1,220
2. Anthony Davis, 2001-04	908
3. Billy Marek, 1972-75	719
4. Alan Ameche, 1951-54	701
5. Brent Moss, 1991-94	694
6. Terrell Fletcher, 1991-94	614
7. Rufus Ferguson, 1970-72	594
8. Larry Emery, 1983-86	582
9. Brooks Bollinger, 1999-2002	518
10. Carl McCullough, 1993, 1995-97	469

Career Rushing Touchdowns

1. Ron Dayne, 1996-99	71
2. Billy Marek, 1972-75	44
3. Anthony Davis, 2001-04	42
4. Brent Moss, 1991-94	34
5. Brooks Bollinger, 1999-2002	26
6. Rufus Ferguson, 1970-72	26
7. Alan Ameche, 1951-54	25
8. Terrell Fletcher, 1991-94	25
9. Mike Samuel, 1995-98	23
10. Dale Hackbart, 1957-59	21

Career Average Per Carry

(Minimum 300 attempts)

1. Ron Dayne, 1996-99	5.84
2. Terrell Fletcher, 1991-94	5.56
3. Michael Bennett, 1999-2000	5.39
4. Billy Marek, 1972-75	5.16
5. Anthony Davis, 2001-04	5.15
6. Larry Emery, 1983-86	5.12
7. Ken Starch, 1973-75	5.11
8. Ira Matthews, 1975-78	5.05
9. Marvin Artley, 1985-88	5.02
10. Brent Moss, 1991-94	4.94

Season Rushing Yards

1. Ron Dayne, 1996	2,109
2. Ron Dayne, 1999	2,034
3. Michael Bennett, 2000	1,681
4. Brent Moss, 1993	1,637
5. Anthony Davis, 2002	1,555

6. Ron Dayne, 1998	1,525
7. Terrell Fletcher, 1994	1,476
8. Anthony Davis, 2001	1,466
9. Ron Dayne, 1997	1,457
10. Billy Marek, 1975	1,281
11. Rufus Ferguson, 1971	1,222
12. Billy Marek, 1974	1,215
13. Billy Marek, 1973	1,207
14. Larry Emery, 1985	1,113
15. Alan Ameche, 1952	1,079
16. Carl McCullough, 1995	1,038
17. Rufus Ferguson, 1972	1,004
18. Terrell Fletcher, 1993	996
19. Larry Canada, 1976	993
20. Anthony Davis, 2004	973

Season Rushing Attempts

1. Ron Dayne, 1999	337
2. Ron Dayne, 1996	325
3. Brent Moss, 1993	312
4. Michael Bennett, 2000	310
5. Anthony Davis, 2002	300
6. Ron Dayne, 1998	295
7. Anthony Davis, 2001	291
8. Billy Marek, 1975	272
9. Ron Dayne, 1997	263
10. Rufus Ferguson, 1971	249

Season Rushing Touchdowns

1. Ron Dayne, 1996	21
2. Ron Dayne, 1999	20
3. Billy Marek, 1974	18
4. Brent Moss, 1993	16
5. Ron Dayne, 1997	15
6. Ron Dayne, 1998	15
7. Anthony Davis, 2002	13
8. Rufus Ferguson, 1971	13
9. Billy Marek, 1973	13
10. Billy Marek, 1975	13

Season Average Per Carry

(Minimum 100 attempts)

1. Troy King, 1982	6.75
2. Ron Dayne, 1996	6.49
3. Marvin Artley, 1987	6.45
4. Larry Emery, 1984	6.19
5. Terrell Fletcher, 1994	6.05
6. Terrell Fletcher, 1993	6.04
7. Ron Dayne, 1999	6.04
8. Billy Marek, 1974	5.93
9. Anthony Davis, 2003	5.88
10. Danny Lewis, 1956	5.54
11. Ron Dayne, 1997	5.54

Game Rushing Yards

1. Ron Dayne vs. Hawaii, 1996	339
2. Billy Marek vs. Minnesota, 1974	304
3. Anthony Davis vs. Minnesota, 2002	301
4. Ron Dayne vs. Minnesota, 1996	297
5. Michael Bennett vs. Northwestern, 2000	293
6. Michael Bennett vs. Oregon, 2000	290
7. Ron Dayne vs. Illinois, 1996	289
8. Ron Dayne vs. San Jose State, 1997	254
9. Anthony Davis vs. Akron, 2003	247
10. Ron Dayne vs. Utah, 1996	246

11. Ron Dayne vs. UCLA, 1999	246
12. Ron Dayne vs. Purdue, 1996	244
13. Terrell Fletcher vs. Duke, 1995	241
14. Ron Dayne vs. Cincinnati, 1999	231
15. Billy Marek vs. Northwestern, 1974	230
16. Billy Marek vs. Wyoming, 1973	226
17. Marck Harrison vs. Purdue, 1984	225
18. Ron Dayne vs. Purdue, 1999	222
19. Alan Thompson vs. Oklahoma, 1969	220
20. Michael Bennett vs. Hawaii, 2000	218
21. Ron Dayne vs. Iowa, 1999	216
22. Ron Dayne vs. Michigan State, 1999	214
23. Anthony Davis vs. Illinois, 2004	213
24. Rufus Ferguson vs. Minnesota, 1971	211
25. Anthony Davis vs. Minnesota, 2001	208
26. Dwayne Smith vs. Michigan State, 2003	207
27. Ron Dayne vs. Illinois, 1997	207
28. Billy Marek vs. Iowa, 1974	206
29. Carl McCullough vs. Stanford, 1995	204
30. Billy Marek vs. Iowa, 1973	203
31. Marck Harrison vs. Ohio State, 1984	203
32. Ron Dayne vs. Indiana, 1997	202
33. Anthony Davis vs. Penn State, 2001	200
34. Ron Dayne vs. Stanford, 2000	200
35. Alan Ameche vs. Minnesota, 1951	200

Game Rushing Attempts

1. Ron Dayne vs. Minnesota, 1996	50
2. Michael Bennett vs. Northwestern, 2000	48
3. Anthony Davis vs. Minnesota, 2002	45
4. Billy Marek vs. Minnesota, 1974	43
5. Terrell Fletcher vs. Illinois, 1994	41
6. Ron Dayne vs. Illinois, 1996	41

Game Rushing Touchdowns

1. Anthony Davis vs. Minnesota, 2002	5
2. Billy Marek vs. Minnesota, 1974	5
3. Billy Marek vs. Iowa, 1973	4
4. Billy Marek vs. Iowa, 1974	4
5. Jess Cole vs. Minnesota, 1980	4
6. Ron Dayne vs. Illinois, 1996	4
7. Ron Dayne vs. Hawaii, 1996	4
8. Ron Dayne vs. San Diego State, 1997	4
9. Ron Dayne vs. UCLA, 1999	4
10. Ron Dayne vs. Ohio State, 1999	4

Game Average Per Carry

(Minimum 10 attempts)

1. Ken Starch vs. Colorado, 1974	14.9
2. Terrell Fletcher vs. Indiana, 1994	14.6
3. Ken Starch vs. Wyoming, 1973	14.2
4. Clarence Self vs. Purdue, 1947	12.7
5. Ron Dayne vs. San Jose State, 1997	12.7

Yearly Leaders

Year	Player	Att.	Yards
2004	Anthony Davis	201	973
2003	Dwayne Smith	165	857
2002	Anthony Davis	300	1,555
2001	Anthony Davis	291	1,466
2000	Michael Bennett	310	1,681
1999	Ron Dayne	337	2,034
1998	Ron Dayne	295	1,525
1997	Ron Dayne	263	1,457
1996	Ron Dayne	325	2,109
1995	Carl McCullough	236	1,038
1994	Terrell Fletcher	244	1,476
1993	Brent Moss	312	1,637
1992	Brent Moss	165	739
1991	Terrell Fletcher	109	446
1990	Robert Williams	139	541
1989	Jimmy Henderson	102	426
1988	Marvin Artley	132	516
1987	Marvin Artley	148	955
1986	Larry Emery	193	855
1985	Larry Emery	224	1,113
1984	Marck Harrison	179	848
1983	Gary Ellerson	161	777
1982	Troy King	106	715
1981	John Williams	116	634
1980	John Williams	119	526
1979	Dave Mohapp	117	603
1978	Ira Matthews	130	654
1977	Mike Morgan	124	478
1976	Larry Canada	221	993
1975	Billy Marek	272	1,281
1974	Billy Marek	205	1,215
1973	Billy Marek	241	1,207
1972	Rufus Ferguson	215	1,004
1971	Rufus Ferguson	249	1,222
1970	Rufus Ferguson	130	588
1969	Alan Thompson	214	907
1968	Wayne Todd	100	364
1967	John Smith	96	362
1966	Wayne Todd	128	480
1965	Tom Jankowski	86	271
1964	Ronald Smith	101	438
1963	Louis Holland	88	511
1962	Ralph Kurek	67	367
1961	Jim Nettles	39	213
1960	Tom Wiesner	87	374
1959	Dale Hackbart	103	387
1958	John Hobbs	117	401
1957	Danny Lewis	95	611
1956	Danny Lewis	100	554
1955	Charles Thomas	98	477
1954	Alan Ameche	146	641
1953	Alan Ameche	165	801
1952	Alan Ameche	233	1,079
1951	Alan Ameche	157	824
1950	Rollie Strehlow	101	398
1949	Bob Teague	96	521
1948	Ben Bendrick	64	327
1947	Clarence Self	75	526
1946	Earl Maves	92	538

Rushing By Class (Season)**Seniors**

2,034	Ron Dayne, 1999
1,476	Terrell Fletcher, 1994
1,281	Billy Marek, 1975
1,004	Rufus Ferguson, 1972
993	Larry Canada, 1976

Juniors

1,681	Michael Bennett, 2000
1,637	Brent Moss, 1993
1,525	Ron Dayne, 1998
1,222	Rufus Ferguson, 1971
1,215	Billy Marek, 1974

Sophomores

1,555	Anthony Davis, 2002
1,457	Ron Dayne, 1997
1,207	Billy Marek, 1973
1,079	Alan Ameche, 1952
1,038	Carl McCullough, 1995

Freshmen

2,109	Ron Dayne, 1996
1,466	Anthony Davis, 2001
824	Alan Ameche, 1951
552	Dwayne Smith, 2002
523	Booker Stanley, 2003

Rushing By Class (Game)**Seniors**

241	Terrell Fletcher vs. Duke, 1995
231	Ron Dayne vs. Cincinnati, 1999
225	Marck Harrison vs. Purdue, 1984
222	Ron Dayne vs. Purdue, 1999
216	Ron Dayne vs. Iowa, 1999

Juniors

304	Billy Marek vs. Minnesota, 1974
293	Michael Bennett vs. Northwestern, 2000
290	Michael Bennett vs. Oregon, 2000
247	Anthony Davis vs. Akron, 2003
246	Ron Dayne vs. UCLA, 1999

Sophomores

301	Anthony Davis vs. Minnesota, 2002
254	Ron Dayne vs. San Jose State, 1997
226	Billy Marek vs. Wyoming, 1973
220	Alan Thompson vs. Oklahoma, 1969
207	Dwayne Smith vs. Michigan State, 2003
207	Ron Dayne vs. Illinois, 1997

Freshmen

339	Ron Dayne vs. Hawaii, 1996
297	Ron Dayne vs. Minnesota, 1996
289	Ron Dayne vs. Illinois, 1996
246	Ron Dayne vs. Utah, 1996
244	Ron Dayne vs. Purdue, 1996

1,000-yard Rushers

Alan Ameche (1,079 yards), 1952

Marquette (22-86-0); #2 Illinois (32-118-1); at Ohio State (25-106-0); at Iowa (13-54-1); #8 UCLA (14-31-0); at Rice (23-118-0); Northwestern (31-142-0); at Indiana (20-162-3); Michigan State (25-129-2); #5 USC (28-133-0)

Rufus Ferguson (1,222 yards), 1971

Northern Illinois (16-93-2); at #15 Syracuse (26-149-2); #18 LSU (23-97-1); at Northwestern (6-46-0); Indiana (27-152-3); Michigan State (25-103-1); at #12 Ohio State (23-136-0); at Iowa (28-126-0); Purdue (11-16-0); Illinois (25-93-0); at Minnesota (29-211-1)

Rufus Ferguson (1,004 yards), 1972

Northern Illinois (17-165-2); Syracuse (28-153-2); at LSU (17-63-0); Northwestern (34-197-2); at Indiana (15-64-0); at Michigan State (18-79-0); #4 Ohio State (21-79-0); Iowa (19-92-1); at Purdue (DNP); at Illinois (DNP); Minnesota (36-112-0)

Billy Marek (1,207 yards), 1973

Purdue (14-34-0); #19 Colorado (13-75-0); at #2 Nebraska (30-145-0); Wyoming (29-226-3); #1 Ohio State (13-49-0); at #4 Michigan (9-31-1); Indiana (33-146-2); at Michigan State (13-48-0); Iowa (30-203-4); Northwestern (26-119-2); at Minnesota (31-131-1)

Billy Marek (1,215 yards), 1974

at Purdue (DNP); #4 Nebraska (21-45-1); at Colorado (16-81-0); Missouri (13-123-3); at #1 Ohio State (16-77-0); #3 Michigan (9-42-0); at Indiana (DNP); #20 Michigan State (24-107-2); at Iowa (34-206-4); at Northwestern (29-230-3); Minnesota (43-304-5)

Billy Marek (1,281 yards), 1975

#2 Michigan (21-58-0); South Dakota (12-93-3); #5 Missouri (31-117-2); Kansas (19-77-1); at Purdue (25-152-1); #1 Ohio State (12-38-0); Northwestern (36-198-2); Illinois (39-198-2); at Iowa (17-59-1); Indiana (31-182-1); at Minnesota (29-118-0)

Larry Emery (1,113 yards), 1985

Northern Illinois (17-122-2); UNLV (24-110-0); at Wyoming (20-136-3); #5 Michigan (19-104-0); #1 Iowa (19-104-0); Northwestern (17-42-1); at Illinois (20-101-2); Indiana (28-188-0); at Minnesota (25-124-0); at #3 Ohio State (28-85-0); Michigan State (15-45-0)

Brent Moss (1,637 yards), 1993

Nevada (19-74-0); at SMU (27-181-1); Iowa State (21-104-3); at Indiana (32-198-1); Northwestern (15-125-2); at Purdue (29-139-1); at Minnesota (27-130-2); #24 Michigan (26-128-0); #3 Ohio State (25-129-1); at Illinois (27-124-1); Michigan State (28-147-2); #13 UCLA (36-158-2)



Despite missing 11 games due to injuries, Anthony Davis finished as the No. 2 rusher in school history with 4,676 yards.

Terrell Fletcher (1,476 yards), 1994

Eastern Michigan (11-100-3); at #7 Colorado (15-82-0); #21 Indiana (10-146-2); at Michigan State (12-58-0); at Northwestern (26-186-3); Purdue (19-141-1); Minnesota (28-101-0); at #10 Michigan (14-39-0); at Ohio State (8-25-0); Cincinnati (21-165-1); Illinois (41-192-0); #25 Duke (39-241-2)

Carl McCullough (1,038 yards), 1995

#13 Colorado (28-151-0); at Stanford (34-204-1); SMU (26-130-1); at #6 Penn State (27-98-0); #4 Ohio State (23-102-1); at #11 Northwestern (23-74-0); Michigan State (19-91-0); at Purdue (10-26-0); at Minnesota (11-30-0); Iowa (DNP); Illinois (35-132-0)

Ron Dayne (2,109 yards), 1996

Eastern Michigan (8-53-1); at UNLV (13-90-1); Stanford (12-75-0); #3 Penn State (24-129-2); at #2 Ohio State (21-65-0); #14 Northwestern (28-139-1); at Michigan State (15-81-0); Purdue (30-244-2); Minnesota (50-297-3); at Iowa (17-62-0); at Illinois (41-289-4); at Hawaii (36-339-4); Utah (30-246-3)

Ron Dayne (1,457 yards), 1997

#17 Syracuse (13-46-0); Boise State (DNP); at San Jose State (20-254-3); San Diego State (26-145-4); Indiana (34-202-2); at Northwestern (25-93-2); Illinois (28-207-2); at Purdue (26-141-1); at Minnesota (40-183-1); #12 Iowa (7-24-0); #1 Michigan (DNP); at #6 Penn State (30-126-0); #11 Georgia (14-36-0)

Ron Dayne (1,525 yards), 1998

at San Diego State (DNP); Ohio (20-111-3); UNLV (13-108-0); Northwestern (22-168-1); at Indiana (28-130-1); Purdue (33-127-1); at Illinois (39-190-3); at Iowa (39-164-1); Minnesota (35-133-1); #15 Michigan (16-53-0); #14 Penn State (23-95-0); #6 UCLA (27-246-4)

Ron Dayne (2,034 yards), 1999

Murray State (20-135-3); Ball State (31-158-1); at Cincinnati (28-231-1); #4 Michigan (22-88-1); at #12 Ohio State (32-161-4); at #25 Minnesota (25-80-1); Indiana (17-167-2); #11 Michigan State (34-214-2); at Northwestern (35-162-2); at #17 Purdue (32-222-1); Iowa (27-216-1); #22 Stanford (34-200-1)

Michael Bennett (1,681 yards), 2000

Western Michigan (30-128-1); Oregon (28-290-2); Cincinnati (DNP); Northwestern (48-293-2); at #9 Michigan (30-123-0); #8 Ohio State (20-106-1); at Michigan State (23-59-0); #17 Purdue (28-188-1); at Iowa (29-81-1); Minnesota (DNP); at Indiana (22-112-1); at Hawaii (36-218-1); UCLA (16-83-1)

Anthony Davis (1,466 yards), 2001

Virginia (24-147-0); at #7 Oregon (13-130-1); #19 Fresno State (24-137-0); at Penn State (37-200-0); Western Kentucky (19-89-2); Indiana (DNP); at #21 Ohio State (26-103-1); at Illinois (24-116-2); Michigan State (32-101-0); Iowa (36-132-1); #11 Michigan (27-103-1); at Minnesota (29-208-3)

Anthony Davis (1,555 yards), 2002

Fresno State (36-184-0); at UNLV (20-81-0); West Virginia (19-75-1); Northern Illinois (14-49-1); Arizona (16-110-2); #20 Penn State (11-46-0); at Indiana (18-108-1); #4 Ohio State (25-144-1); at Michigan State (29-170-0); at #9 Iowa (16-34-0); Illinois (DNP); at #12 Michigan (26-154-1); Minnesota (45-301-5); #14 Colorado (25-99-1)

Longest Runs

91(td) by Tom Brigham vs. Western Michigan, 1963
88(td) by Ken Starch vs. Colorado, 1974
86(td) by Danny Lewis vs. West Virginia, 1957
84(td) by Earl Maves vs. Marquette, 1946
83 by Michael Bennett vs. Oregon, 2000
82 by Ira Matthews vs. Minnesota, 1978
81 by Harland Carl vs. Marquette, 1951
81(td) by Billy Marek vs. Missouri, 1974
PRE-MODERN ERA
90(td) by Eddie Gillette vs. Northwestern, 1912
85(td) by Norsky Larson vs. Minnesota, 1898
85 by Norsky Larson vs. Chicago, 1901
84(td) by A.G. Findlay vs. Minnesota, 1905

100-yard Games

300 +

- 339 Ron Dayne vs. Hawaii, 1996
304 Billy Marek vs. Minnesota, 1974
301 Anthony Davis vs. Minnesota, 2002

200-299

- 297 Ron Dayne vs. Minnesota, 1996
293 Michael Bennett vs. N'western, 2000
290 Michael Bennett vs. Oregon, 2000
289 Ron Dayne vs. Illinois, 1996
254 Ron Dayne vs. San Jose State, 1997
247 Anthony Davis vs. Akron, 2003
246 Ron Dayne vs. Utah, 1996
246 Ron Dayne vs. UCLA, 1999
244 Ron Dayne vs. Purdue, 1996
241 Terrell Fletcher vs. Duke, 1995
231 Ron Dayne vs. Cincinnati, 1999
230 Billy Marek vs. Northwestern, 1974
226 Billy Marek vs. Wyoming, 1973
225 Marck Harrison vs. Purdue, 1984
222 Ron Dayne vs. Purdue, 1999
220 Alan Thompson vs. Oklahoma, 1969
218 Michael Bennett vs. Hawaii, 2000
216 Ron Dayne vs. Iowa, 1999
214 Ron Dayne vs. Michigan State, 1999
213 Anthony Davis vs. Illinois, 2004
211 Rufus Ferguson vs. Minnesota, 1971
208 Anthony Davis vs. Minnesota, 2001
207 Ron Dayne vs. Illinois, 1997
207 Dwayne Smith vs. Michigan St., 2003
206 Billy Marek vs. Iowa, 1974
204 Carl McCullough vs. Stanford, 1995
203 Billy Marek vs. Iowa, 1973
203 Marck Harrison vs. Ohio State, 1984
202 Ron Dayne vs. Indiana, 1997
200 Alan Ameche vs. Minnesota, 1951
200 Ron Dayne vs. Stanford, 2000
200 Anthony Davis vs. Penn State, 2001

150-199

- 198 Billy Marek vs. Northwestern, 1975
198 Brent Moss vs. Indiana, 1993
197 Rufus Ferguson vs. N'western, 1972
193 Dwayne Smith vs. Illinois, 2003
192 Terrell Fletcher vs. Illinois, 1994
190 Ron Dayne vs. Illinois, 1998
189 Billy Marek vs. Illinois, 1975
188 Larry Emery vs. Indiana, 1985
188 Michael Bennett vs. Purdue, 2000
186 Terrell Fletcher vs. N'western, 1994
185 Larry Emery vs. Michigan, 1984
184 Ken Starch vs. Wyoming, 1973
184 Anthony Davis vs. Fresno St., 2002
183 Ron Dayne vs. Minnesota, 1997
182 Billy Marek vs. Indiana, 1975
181 Brent Moss vs. SMU, 1993
174 Larry Emery vs. Northwestern, 1984
173 Brent Moss vs. Michigan State, 1994
170 Carl McCullough vs. Boise St., 1997
170 Anthony Davis vs. Michigan St., 2002
168 Ron Dayne vs. Northwestern, 1998
168 Anthony Davis vs. Ohio State, 2004
167 Ron Dayne vs. Indiana, 1999
167 Anthony Davis vs. W. Virginia, 2003
166 Troy King vs. Northwestern, 1982
165 Robert Teague vs. N'western, 1949
165 Terrell Fletcher vs. Cincinnati, 1994
164 Gary Ellerson vs. No. Illinois, 1983


- 164 Ron Dayne vs. Iowa, 1998
162 Alan Ameche vs. Indiana, 1952
162 Ron Dayne vs. Northwestern, 1999
161 Ron Dayne vs. Ohio State, 1999
160 Danny Lewis vs. Marquette, 1956
160 Ronald Smith vs. Minnesota, 1964
158 Brent Moss vs. Iowa, 1992
158 Brent Moss vs. UCLA, 1994
158 Ron Dayne vs. Ball State, 1999
157 Alan Ameche vs. Northwestern, 1952
157 John Smith vs. Iowa, 1967
155 Earl Maves vs. Marquette, 1964
154 Anthony Davis vs. Michigan, 2002
153 Rufus Ferguson vs. Syracuse, 1972
153 Larry Canada vs. Minnesota, 1976
152 Rufus Ferguson vs. Indiana, 1971
152 Billy Marek vs. Purdue, 1975
151 Carl McCullough vs. Colorado, 1995

100-149

- 149 Rufus Ferguson vs. Syracuse, 1971
149 Ken Starch vs. Colorado, 1974
148 Alan Ameche vs. Purdue, 1951
148 Terrell Fletcher vs. Bowl. Grn., 1992
147 Brent Moss vs. Michigan State, 1993
147 Anthony Davis vs. Virginia, 2001
146 Billy Marek vs. Indiana, 1973
146 Terrell Fletcher vs. Indiana, 1994
145 Alan Ameche vs. Illinois, 1952
145 Billy Marek vs. Nebraska, 1973
145 Brent Moss vs. Northwestern, 1994
145 Ron Dayne vs. San Diego State, 1997
144 Robert Teague vs. Indiana, 1949
144 Anthony Davis vs. Ohio State, 2002
141 Charles Thomas vs. Marquette, 1955
141 Terrell Fletcher vs. Purdue, 1994
141 Ron Dayne vs. Purdue, 1997
140 Steve Vinci vs. Utah, 1987
139 Dave Mohapp vs. Iowa, 1979
139 Brent Moss vs. Purdue, 1993
139 Terrell Fletcher vs. Illinois, 1993
139 Ron Dayne vs. Northwestern, 1996
138 Clarence Self vs. Iowa, 1947
138 Dave Mohapp vs. Michigan St., 1980
138 Marvin Artley vs. Utah, 1987
137 Brent Moss vs. Minnesota, 1992
137 Anthony Davis vs. Fresno State, 2001
136 Rufus Ferguson vs. Ohio State, 1971
136 Gary Ellerson vs. Indiana, 1983
136 Larry Emery vs. Wyoming, 1985
136 Marvin Artley vs. No. Illinois, 1988
135 Michael Morgan vs. Indiana, 1974
135 Aaron Stecker vs. UNLV, 1996
135 Ron Dayne vs. Murray State, 1999
135 Booker Stanley vs. Arizona, 2004
134 Danny Lewis vs. Purdue, 1957
134 Ira Matthews vs. Minnesota, 1978
134 Sean Wilson vs. California, 1989
133 Alan Ameche vs. USC, 1953
133 Ron Dayne vs. Minnesota, 1998
132 John Smith vs. Minnesota, 1968
132 John Williams vs. Michigan St., 1981
132 Troy King vs. Minnesota, 1982
132 Larry Emery vs. N'western, 1986
132 Carl McCullough vs. Illinois, 1995
132 Anthony Davis vs. Iowa, 2001
131 Billy Marek vs. Minnesota, 1973
130 Brent Moss vs. Minnesota, 1993
130 Carl McCullough vs. SMU, 1995
130 Ron Dayne vs. Indiana, 1998
130 Anthony Davis vs. Oregon, 2001

- 129 Joe Dawkins vs. Indiana, 1969
129 Robert Williams vs. Minnesota, 1989
129 Brent Moss vs. Ohio State, 1993
129 Brent Moss vs. E. Michigan, 1994
129 Ron Dayne vs. Penn State, 1996
128 Chuckie Davis vs. Michigan St., 1982
128 Brent Moss vs. Michigan, 1993
128 Michael Bennett vs. W. Mich., 2000
128 Anthony Davis vs. Michigan St., 2004
127 Clarence Self vs. Purdue, 1947
127 Alan Ameche vs. Michigan St., 1954
127 Troy King vs. Iowa, 1982
127 Larry Emery vs. Indiana, 1984
127 Ron Dayne vs. Purdue, 1998
127 Brooks Bollinger vs. Minnesota, 2000
126 Alan Ameche vs. Iowa, 1951
126 Rufus Ferguson vs. Iowa, 1971
126 Ron Dayne vs. Penn State, 1997
125 Alan Ameche vs. Minnesota, 1952
125 Ira Matthews vs. Northwestern, 1978
125 Brent Moss vs. Northwestern, 1993
125 Booker Stanley vs. Ohio State, 2003
124 Alan Ameche vs. Northwestern, 1951
124 Alan Thompson vs. Iowa, 1971
124 Larry Emery vs. Minnesota, 1985
124 Terrell Fletcher vs. No. Illinois, 1992
124 Terrell Fletcher vs. Iowa State, 1993
124 Brent Moss vs. Illinois, 1993
124 Eddie Faulkner vs. Cincinnati, 2000
124 Anthony Davis vs. Minnesota, 2004
123 Billy Marek vs. Missouri, 1974
123 Tom Stauss vs. Northwestern, 1978
123 Michael Bennett vs. Michigan, 2000
123 Matt Bernstein vs. Penn State, 2004
122 Lisle Blackburn vs. Cal, 1949
122 Larry Emery vs. No. Illinois, 1985
122 Larry Emery vs. Illinois, 1986
122 Dwayne Smith vs. Illinois, 2002
120 Joe Armentrout vs. No. Illinois, 1985
120 Larry Emery vs. Ohio State, 1986
120 Marvin Artley vs. Hawaii, 1987
119 Rollee Strehlow vs. Marquette, 1950
119 Billy Marek vs. Northwestern, 1973
119 Eddie Faulkner vs. Iowa, 1997
119 Dwayne Smith vs. Iowa, 2003
119 Booker Stanley vs. Penn State, 2003
119 Booker Stanley vs. N. Carolina, 2003
118 Billy Marek vs. Minnesota, 1975
118 Brent Moss vs. Colorado, 1994
117 Bill Hutchinson vs. Iowa, 1952
117 Alan Ameche vs. Iowa, 1954
117 Billy Marek vs. Missouri, 1975
117 Larry Emery vs. UNLV, 1986
117 Anthony Davis vs. N'western, 2004
116 Alan Ameche vs. Rice, 1952
116 Alan Ameche vs. Illinois, 1952
116 Leon Hunt vs. Northwestern, 1989
116 Anthony Davis vs. Illinois, 2001
115 Alan Ameche vs. Penn State, 1953
115 Tony Davis vs. Iowa, 1972
114 Larry Canada vs. Wash. State, 1976
114 Marvin Artley vs. Minnesota, 1987
114 Robert Williams vs. Ball State, 1990
114 Aaron Stecker vs. Minnesota, 1995
114 Eddie Faulkner vs. San Jose St., 1997
114 Michael Bennett vs. Indiana, 1999
113 Clarence Bratt vs. Purdue, 1953
113 Danny Lewis vs. Illinois, 1957
113 Tom Stauss vs. Minnesota, 1978
113 Joe Armentrout vs. Wyoming, 1985
113 Carlos Daniels vs. San Diego St., 1998
113 Brooks Bollinger vs. Iowa, 1999

- 112 Alan Ameche vs. Marquette, 1953
112 Alan Thompson vs. Minnesota, 1969
112 Rufus Ferguson vs. Minnesota, 1972
112 Selvie Washington vs. Colorado, 1973
112 Jim Henderson vs. N'western, 1989
112 Terrell Fletcher vs. N'western, 1991
112 Terrell Fletcher vs. Mich. State, 1993
112 Aaron Stecker vs. SMU, 1995
112 Michael Bennett vs. Indiana, 2000
112 Brooks Bollinger vs. Penn St., 2001
112 Brooks Bollinger vs. Minnesota, 2002
111 Robert Williams vs. Iowa, 1990
111 Ron Dayne vs. Ohio, 1998
110 Larry Emery vs. UNLV, 1985
110 Brent Moss vs. Indiana, 1994
110 Dwayne Smith vs. Mich. State, 2002
110 Anthony Davis vs. Arizona, 2002
109 Clarence Self vs. California, 1947
109 Lisle Blackburn vs. Indiana, 1949
109 Alan Thompson vs. LSU, 1971
109 Lionell Crawford vs. Minnesota, 1988
108 Rufus Ferguson vs. Illinois, 1971
108 Marvin Artley vs. Northwestern, 1987
108 Lionell Crawford vs. Ohio State, 1989
108 Ron Dayne vs. UNLV, 1998
108 Anthony Davis vs. Indiana, 2002
107 Alan Ameche vs. Marquette, 1954
107 Rufus Ferguson vs. N'western, 1971
107 Billy Marek vs. Michigan State, 1974
107 Marvin Artley vs. Ohio State, 1987
107 Carl McCullough vs. E. Mich., 1996
106 Wally Dreyer vs. Marquette, 1948
106 Larry Emery vs. Minnesota, 1986
106 Terrell Fletcher vs. N'western, 1993
106 Brent Moss vs. Michigan, 1994
106 Michael Bennett vs. Ohio State, 2000
105 Harland Carl vs. Marquette, 1951
105 Alan Ameche vs. Ohio State, 1952
105 Joe Armentrout vs. Kentucky, 1984
105 Marck Harrison vs. Mich. St., 1984
104 Alan Thompson vs. Iowa, 1969
104 Ken Starch vs. Purdue, 1973
104 Troy King vs. Indiana, 1982
104 Larry Emery vs. Iowa, 1985
104 Brent Moss vs. Iowa State, 1993
103 Harland Carl vs. Illinois, 1952
103 Harland Carl vs. Illinois, 1953
103 Danny Lewis vs. Ohio State, 1957
103 Ralph Kurek vs. Iowa, 1964
103 Rufus Ferguson vs. Mich. St., 1971
103 Chuckie Davis vs. Purdue, 1981
103 Anthony Davis vs. Ohio State, 2001
103 Anthony Davis vs. Michigan, 2001
102 Harland Carl vs. Minnesota, 1952
102 Richard Schmitsch vs. Pitt, 1967
102 Carl McCullough vs. Ohio St., 1995
102 Carl McCullough vs. Michigan, 1997
101 Ben Bendrick vs. Northwestern, 1948
101 John Williams vs. UCLA, 1980
101 Larry Emery vs. Illinois, 1985
101 Jason Burns vs. Purdue, 1994
101 Terrell Fletcher vs. Minnesota, 1994
101 Anthony Davis vs. Michigan St., 2001
100 Dale Hackbart vs. Michigan St., 1958
100 Louis Holland vs. W. Michigan, 1963
100 Alan Thompson vs. Indiana, 1969
100 Michael Morgan vs. N'western, 1974
100 Terrell Fletcher vs. E. Michigan, 1994



Michael Bennett

Career 100-yard Rushing Games

Ron Dayne	33 (14 are 200+)
Anthony Davis	24 (5)
Brent Moss	19 (0)
Billy Marek	17 (5)
Alan Ameche	17 (1)
Larry Emery	15 (0)
Terrell Fletcher	15 (1)
Rufus Ferguson	11 (1)
Michael Bennett	9 (3)

Season 100-yard Rushing Games

Anthony Davis	10	2001
Ron Dayne	10	1999
Brent Moss	10	1993
Ron Dayne	9	1998
Michael Bennett	8	2000
Anthony Davis	7	2002
Ron Dayne	7	1997
Ron Dayne	7	1996
Terrell Fletcher	7	1994
Larry Emery	7	1985
Rufus Ferguson	7	1971
Brent Moss	7	1994
Alan Ameche	7	1952
Billy Marek	6	1975
Billy Marek	6	1973
Anthony Davis	5	2004
Terrell Fletcher	5	1993
Billy Marek	5	1974

100-YARD RUSHING DUOS

Minnesota 2002
301: Anthony Davis
112: Brooks Bollinger

Michigan State 2002
170: Anthony Davis
110: Dwayne Smith

Penn State 2001
200: Anthony Davis
112: Brooks Bollinger

Iowa 1999
216: Ron Dayne
113: Brooks Bollinger

Indiana 1999
167: Ron Dayne
114: Michael Bennett

San Jose State 1997
254: Ron Dayne
114: Eddie Faulkner

SMU 1995
112: Aaron Stecker
130: Carl McCullough

Eastern Michigan 1994
129: Brent Moss
100: Terrell Fletcher

Purdue 1994
141: Terrell Fletcher
101: Jason Burns

Indiana 1994
146: Terrell Fletcher
110: Brent Moss

Northwestern 1994
186: Terrell Fletcher
145: Brent Moss

Northwestern 1993
125: Brent Moss
106: Terrell Fletcher

Illinois 1993
139: Terrell Fletcher
124: Brent Moss

Michigan State 1993
147: Brent Moss
112: Terrell Fletcher

Iowa State 1993
124: Terrell Fletcher
104: Brent Moss

Northwestern 1989
116: Leon Hunt
112: Jim Henderson

Utah 1987
140: Steve Vinci
138: Marvin Artley

Wyoming 1985
136: Larry Emery
113: Joe Armentrout

Northern Illinois 1985
122: Larry Emery
120: Joe Armentrout

Indiana 1982
127: Larry Emery
104: Troy King

Minnesota 1978
134: Ira Matthews
113: Tom Stauss

Northwestern 1978
125: Ira Matthews
123: Tom Stauss

Northwestern 1974
230: Billy Marek
100: Michael Morgan

Wyoming 1973
226: Billy Marek
184: Ken Starch

Iowa 1971
126: Rufus Ferguson
124: Alan Thompson

Indiana 1969
129: Joe Dawkins
100: Alan Thompson

Minnesota 1952
102: Harland Carl
125: Alan Almeche

Illinois 1953
145: Alan Ameche
103: Harland Carl

Illinois 1952
116: Alan Ameche
113: Harland Carl

Indiana 1949
144: Robert Teague
109: Lisle Blackbourne




Terrell Fletcher




Brent Moss


Career Passing Leaders



Darrell Bevell



Brooks Bollinger



Neil Graff

1. Darrell Bevell

Year	PC-PA	Pct.	Yards	TD
1992	125-245	.510	1,479	8
1993	187-276	.678	2,390	19
1994	139-231	.602	1,544	17
1995	195-300	.650	2,273	15
Total	646-1,052	.614	7,686	59

5. Jim Sorgi

Year	PC-PA	Pct.	Yards	TD
2000	46-69	.667	615	6
2001	64-132	.485	1,096	9
2002	38-70	.543	536	1
2003	140-248	.565	2,251	17
Total	288-519	.555	4,498	33

9. Jim Haluska

Year	PC-PA	Pct.	Yards	TD
1952	123-225	.547	1,552	12
1954	36-75	.480	505	2
1955	71-132	.538	1,036	6
Total	230-432	.532	3,093	20

2. Brooks Bollinger

Year	PC-PA	Pct.	Yards	TD
1999	82-140	.586	1,133	8
2000	110-209	.526	1,479	10
2001	91-177	.514	1,257	6
2002	131-245	.535	1,758	14
Total	414-771	.537	5,627	38

6. Tony Lowery

Year	PC-PA	Pct.	Yards	TD
1987	42-89	.472	572	2
1988	67-121	.554	712	1
1990	159-280	.568	1,757	5
1991	87-158	.551	965	6
Total	355-648	.548	4,006	14

10. Ron Miller

Year	PC-PA	Pct.	Yards	TD
1960	97-188	.516	1,351	8
1961	104-198	.525	1,487	11
Total	201-386	.521	2,838	19

3. Randy Wright

Year	PC-PA	Pct.	Yards	TD
1981	30-61	.492	382	4
1982	174-330	.527	2,292	15
1983	173-323	.536	2,329	19
Total	377-714	.528	5,003	38

7. Neil Graff

Year	PC-PA	Pct.	Yards	TD
1969	93-191	.487	1,086	7
1970	83-174	.477	1,313	11
1971	97-186	.522	1,300	5
Total	273-551	.495	3,699	23

4. Mike Samuel

Year	PC-PA	Pct.	Yards	TD
1995	11-31	.355	166	2
1996	148-254	.583	1,752	8
1997	141-254	.555	1,896	8
1998	90-172	.523	1,175	6
Total	390-711	.549	4,989	24

8. Mike Howard

Year	PC-PA	Pct.	Yards	TD
1983	6-10	.600	46	0
1984	182-314	.580	2,127	11
1985	62-110	.564	643	4
1986	57-113	.504	586	5
Total	307-547	.561	3,402	20

Passing Records

Career Passing Yards

1.	Darrell Bevell, 1992-95	7,686
2.	Brooks Bollinger, 1999-2002	5,627
3.	Randy Wright, 1981-83	5,003
4.	Mike Samuel, 1995-98	4,989
5.	Jim Sorgi, 2000-03	4,498
6.	Tony Lowery, 1987-88, 1990-91	4,006
7.	Neil Graff, 1969-71	3,699
8.	Mike Howard, 1983-86	3,402
9.	Jim Haluska, 1952, 54-55	3,093
10.	Ron Miller, 1960-61	2,838
11.	Mike Kalasmiki, 1977-79	2,626
12.	Gregg Bohlig, 1972-74	2,579
13.	Mike Carroll, 1975-76	2,335
14.	Hal Brandt, 1962-64	2,293
15.	Bud Keyes, 1985-87	2,181
16.	John Coatta, 1949-51	2,140
17.	John Stocco, 2003-present	2,122
18.	John Boyajian, 1965-67	2,064
19.	John Ryan, 1966-68	1,991
20.	Ron Vander Kelen, 1962	1,582
21.	Jim Miller, 1953-55	1,554
22.	Jess Cole, 1980-81	1,543
23.	Dale Hackbart, 1957-59	1,536
24.	Rudy Steiner, 1971-72	1,529
25.	Jay Macias, 1991-94	1,495

Career Pass Attempts

1.	Darrell Bevell, 1992-95	1,052
2.	Brooks Bollinger, 1999-2002	771
3.	Randy Wright, 1981-83	714
4.	Mike Samuel, 1995-98	711
5.	Tony Lowery, 1987-88, 1990-91	648
6.	Neil Graff, 1969-71	551
7.	Mike Howard, 1983-86	547
8.	Jim Sorgi, 2000-03	519
9.	Jim Haluska, 1952, 1954-55	432
10.	John Ryan, 1966-68	432

Career Pass Completions

1.	Darrell Bevell, 1992-95	646
2.	Brooks Bollinger, 1999-2002	414
3.	Mike Samuel, 1995-97	390
4.	Randy Wright, 1981-83	377
5.	Tony Lowery, 1987-88, 1990-91	355
6.	Mike Howard, 1983-86	307
7.	Jim Sorgi, 2000-03	288
8.	Neil Graff, 1969-71	273
9.	Jim Haluska, 1952, 1954-55	230
10.	Ron Miller, 1960-61	201

Career Completion Percentage

(Minimum 300 attempts)

1.	Darrell Bevell, 1992-95	.614
2.	Mike Howard, 1983-86	.561
3.	Jim Sorgi, 2000-03	.555
4.	Mike Samuel, 1995-97	.549
5.	Tony Lowery, 1987-88, 1990-91	.548
6.	Brooks Bollinger, 1999-2002	.537
7.	Jim Haluska, 1952, 1954-55	.532
8.	John Stocco, 2003-present	.530
9.	Randy Wright, 1981-83	.528
10.	Ron Miller, 1960-61	.521

Career Passing Touchdowns

1.	Darrell Bevell, 1992-95	59
2.	Randy Wright, 1981-83	38
	Brooks Bollinger, 1999-2002	38
4.	Jim Sorgi, 2000-03	33
5.	Mike Samuel, 1995-97	24
6.	Neil Graff, 1969-71	23
7.	Jim Haluska, 1952, 1954-55	20
	Mike Howard, 1983-86	20
9.	Ron Miller, 1960-61	19
10.	Mike Kalasmiki, 1977-79	18

Career Pass Efficiency

(Minimum 300 attempts)

1.	Jim Sorgi, 2000-03	141.2
2.	Darrell Bevell, 1992-95	133.9
3.	Brooks Bollinger, 1999-2002	126.9
4.	Randy Wright, 1981-83	118.7
5.	Mike Samuel, 1995-97	117.1
6.	Ron Miller, 1960-61	116.1
7.	Gregg Bohlig, 1972-74	112.2
8.	Jim Haluska, 1952, 54-55	110.5
9.	John Stocco, 2003-present	110.3
10.	Neil Graff, 1969-71	107.7

Season Passing Yards

1.	Darrell Bevell, 1993	2,390
2.	Randy Wright, 1983	2,329
3.	Randy Wright, 1982	2,292
4.	Darrell Bevell, 1995	2,273
5.	Jim Sorgi, 2003	2,251
6.	Mike Howard, 1984	2,127
7.	John Stocco, 2004	1,999
8.	Mike Samuel, 1997	1,896
9.	Brooks Bollinger, 2002	1,758
10.	Tony Lowery, 1990	1,757
11.	Mike Samuel, 1996	1,752
12.	Mike Carroll, 1976	1,627
13.	Ron Vander Kelen, 1962	1,582
14.	Jim Haluska, 1952	1,552
15.	Darrell Bevell, 1994	1,544
16.	Ron Miller, 1961	1,487
17.	Darrell Bevell, 1992	1,479
	Brooks Bollinger, 2000	1,479
19.	Mike Kalasmiki, 1978	1,378
20.	Ron Miller, 1960	1,351
21.	Neil Graff, 1970	1,313
22.	Neil Graff, 1971	1,300
23.	Jess Cole, 1981	1,269
24.	Brooks Bollinger, 2001	1,257
25.	Gregg Bohlig, 1973	1,212
26.	Gregg Bohlig, 1974	1,211
27.	Mike Samuel, 1998	1,175
28.	John Coatta, 1951	1,154
29.	Chuck Burt, 1965	1,143
30.	Brooks Bollinger, 1999	1,133
31.	Jim Sorgi, 2001	1,096
32.	Neil Graff, 1969	1,086
33.	Mike Kalasmiki, 1979	1,082
34.	Rudy Steiner, 1972	1,080
35.	Hal Brandt, 1964	1,059
36.	Jim Haluska, 1955	1,036
37.	Hal Brandt, 1963	1,006
38.	Bud Keyes, 1986	1,002

Season Pass Attempts

1.	Randy Wright, 1982	330
2.	Randy Wright, 1983	323
3.	John Stocco, 2004	321
4.	Mike Howard, 1984	314
5.	Darrell Bevell, 1995	300
6.	Tony Lowery, 1990	280
7.	Darrell Bevell, 1993	276
8.	Mike Carroll, 1976	262
9.	Mike Samuel, 1996	254
	Mike Samuel, 1997	254

Season Pass Completions

1.	Darrell Bevell, 1995	195
2.	Darrell Bevell, 1993	187
3.	Mike Howard, 1984	182
4.	Randy Wright, 1982	174
5.	Randy Wright, 1983	173
6.	John Stocco, 2004	169
7.	Tony Lowery, 1990	159
8.	Mike Samuel, 1996	148
9.	Mike Samuel, 1997	141
10.	Jim Sorgi, 2003	140

Season Completion Percentage

(Minimum 100 attempts)

1.	Darrell Bevell, 1993	.678
2.	Darrell Bevell, 1995	.650
3.	John Coatta, 1950	.602
	Darrell Bevell, 1994	.602
5.	Brooks Bollinger, 1999	.586
6.	Mike Samuel, 1996	.583
7.	Mike Howard, 1984	.580
8.	Ron Vander Kelen, 1962	.574
9.	Tony Lowery, 1990	.568
10.	Jim Sorgi, 2003	.565

Season Passing Touchdowns

1.	Randy Wright, 1983	19
	Darrell Bevell, 1993	19
3.	Darrell Bevell, 1994	17
	Jim Sorgi, 2003	17
5.	Randy Wright, 1982	15
	Darrell Bevell, 1995	15
7.	Ron Vander Kelen, 1962	14
	Brooks Bollinger, 2002	14
9.	Mike Carroll, 1976	13
10.	Jim Haluska, 1952	12
	Mike Kalasmiki, 1978	12
	Jess Cole, 1981	12

Season Pass Efficiency

(Minimum 200 attempts)

1.	Darrell Bevell, 1993	155.2
2.	Jim Sorgi, 2003	148.1
3.	Darrell Bevell, 1995	137.8
4.	Brooks Bollinger, 2002	129.3
5.	Darrell Bevell, 1994	128.9
6.	Ron Vander Kelen, 1962	128.2
7.	Neil Graff, 1970	125.0
8.	Randy Wright, 1983	122.4
9.	Brooks Bollinger, 2000	121.2
10.	Mike Howard, 1984	118.8
	Mike Samuel, 1996	118.8

Game Passing Yards

1.	Darrell Bevell vs. Minnesota, 1993	423
2.	Ron Vander Kelen vs. USC, 1963	401
3.	Jim Sorgi vs. Michigan State, 2003	380
4.	Tony Lowery vs. Northwestern, 1990	355
5.	Darrell Bevell vs. Iowa, 1995	352
6.	Randy Wright vs. Iowa, 1983	325
7.	Randy Wright vs. Ohio State, 1983	319
8.	Randy Wright vs. Purdue, 1983	317
9.	Jim Sorgi vs. Minnesota, 2003	305
10.	Randy Wright vs. Purdue, 1982	303
11.	Darrell Bevell vs. Minnesota, 1995	302
12.	Ron Miller vs. Minnesota, 1961	297
	John Stocco vs. Minnesota, 2004	297
14.	Tony Lowery vs. Temple, 1990	294
15.	Brooks Bollinger vs. Iowa, 2000	292
16.	John Boyajian vs. Minnesota, 1967	290
	Mike Howard vs. Purdue, 1984	290
18.	Jim Sorgi vs. Akron, 2003	281
19.	Randy Wright vs. Iowa, 1982	278
20.	Darrell Bevell vs. Northwestern, 1992	274

Game Pass Attempts

1.	Randy Wright vs. Iowa, 1983	54
2.	Darrell Bevell vs. Iowa, 1995	51
3.	Ron Vander Kelen vs. USC, 1963	48
	Darrell Bevell vs. Minnesota, 1993	48
5.	Mike Kalasmiki vs. Michigan State, 1978	45

Game Pass Completions

1.	Darrell Bevell vs. Iowa, 1995	35
2.	Ron Vander Kelen vs. USC, 1963	33
3.	Darrell Bevell vs. Minnesota, 1993	31
4.	Mike Carroll vs. Michigan, 1976	25
	Randy Wright vs. Iowa, 1983	25

Game Completion Percentage**(Minimum 10 attempts)**

1.	Darrell Bevell vs. Northwestern, 1993	.944
2.	Mike Samuel vs. San Diego State, 1997	.923
3.	Darrell Bevell vs. SMU, 1995	.900
	Brooks Bollinger vs. Indiana, 1999	.900
5.	Bud Keyes vs. Michigan, 1986	.842

Game Passing Touchdowns

1.	Darrell Bevell vs. Nevada, 1993	5
	Jim Sorgi vs. Michigan State, 2003	5
3.	Neil Graff vs. Indiana, 1969	4
	Randy Wright vs. Indiana, 1983	4
	Mike Howard vs. No. Illinois, 1986	4
	Darrell Bevell vs. Purdue, 1993	4
	Jim Sorgi vs. Minnesota, 2003	4

Game Pass Efficiency**(Minimum 20 attempts)**

1.	Jim Sorgi vs. Michigan State, 2003	268.4
2.	Neil Graff vs. Penn State, 1971	259.9
3.	Gregg Bohlig vs. Northwestern, 1973	255.3
4.	Darrell Bevell vs. SMU, 1995	233.2
5.	Darrell Bevell vs. Purdue, 1993	226.7

Passing By Class (Season)**Seniors**

2,329	Randy Wright, 1983
2,273	Darrell Bevell, 1995
2,251	Jim Sorgi, 2003
1,767	Brooks Bollinger, 2002
1,582	Ron Vander Kelen, 1962

Juniors

2,292	Randy Wright, 1982
1,896	Mike Samuel, 1997
1,757	Tony Lowery, 1990
1,544	Darrell Bevell, 1994
1,378	Mike Kalasmiki, 1978

Sophomores

2,390	Darrell Bevell, 1993
2,127	Mike Howard, 1984
1,999	John Stocco, 2004
1,752	Mike Samuel, 1996
1,552	Jim Haluska, 1952

Freshmen

1,479	Darrell Bevell, 1992
1,133	Brooks Bollinger, 1999
667	Sean Wilson, 1989
615	Jim Sorgi, 2000
585	Jay Macias, 1991

Passing By Class (Game)**Seniors**

401	Ron Vander Kelen vs. USC, 1963
380	Jim Sorgi vs. Michigan State, 2003
352	Darrell Bevell vs. Iowa, 1995
325	Randy Wright vs. Iowa, 1983
319	Randy Wright vs. Ohio State, 1983

Juniors

355	Tony Lowery vs. Northwestern, 1990
303	Randy Wright vs. Purdue, 1982
294	Tony Lowery vs. Temple, 1990
278	Randy Wright vs. Iowa, 1982
271	Mike Samuel vs. Northwestern, 1997

Sophomores

423	Darrell Bevell vs. Minnesota, 1993
297	John Stocco vs. Minnesota, 2004
292	Brooks Bollinger vs. Iowa, 2000
290	Mike Howard vs. Purdue, 1984
267	Mike Howard vs. Missouri, 1984

Freshmen

274	Darrell Bevell vs. Northwestern, 1992
243	Jim Sorgi vs. Purdue, 2000
214	Darrell Bevell vs. Ohio State, 1992
212	Brooks Bollinger vs. Minnesota, 1999
207	Jim Sorgi vs. Indiana, 2000

200-yard Games

400 +

423	Darrell Bevell vs. Minnesota, 1993
401	Ron Vander Kelen vs. USC, 1963

300-399

380	Jim Sorgi vs. Michigan State, 2003
355	Tony Lowery vs. Northwestern, 1990
352	Darrell Bevell vs. Iowa, 1995
325	Randy Wright vs. Minnesota, 1983
319	Randy Wright vs. Ohio State, 1983
317	Randy Wright vs. Purdue, 1983
305	Jim Sorgi vs. Minnesota, 2003
303	Randy Wright vs. Purdue, 1982
302	Darrell Bevell vs. Minnesota, 1995

250-299

297	Ron Miller vs. Minnesota, 1961
297	John Stocco vs. Minnesota, 2004
294	Tony Lowery vs. Temple, 1990
292	Brooks Bollinger vs. Iowa, 2000
290	John Boyajian vs. Minnesota, 1967
290	Mike Howard vs. Purdue, 1984
281	Jim Sorgi vs. Akron, 2003
278	Randy Wright vs. Iowa, 1982
274	Darrell Bevell vs. Northwestern, 1992
271	Mike Samuel vs. Northwestern, 1997
268	Mike Carroll vs. Michigan, 1976
267	Mike Howard vs. Missouri, 1984
265	Mike Kalasmiki vs. Northwestern, 1979
265	Darrell Bevell vs. Michigan State, 1995
263	Darrell Bevell vs. Nevada, 1993
262	Brooks Bollinger vs. Iowa, 2001
259	Randy Wright vs. Michigan State, 1983
253	Gregg Bohlig vs. Northwestern, 1973
252	John Boyajian vs. Ohio State, 1967
252	Rudy Steiner vs. Ohio State, 1972
252	Mike Kalasmiki vs. Minnesota, 1979
250	Mike Samuel vs. Purdue, 1997

200-249

249	Mike Kalasmiki vs. Iowa, 1982
249	Darrell Bevell vs. Minnesota, 1994
248	Mike Howard vs. Illinois, 1984
246	Randy Wright vs. UCLA, 1982
246	Jim Sorgi vs. Fresno State, 2001
243	Jim Sorgi vs. Purdue, 2000
242	Gregg Bohlig vs. Nebraska, 1974
240	Mike Kalasmiki vs. Michigan State, 1978
238	Brooks Bollinger vs. Minnesota, 2001
237	Jim Haluska vs. Marquette, 1952
236	Mike Samuel vs. Stanford, 1996
235	Darrell Bevell vs. Michigan State, 1993
234	Harold Brandt vs. Notre Dame, 1964
232	Jim Haluska vs. USC, 1955
232	Mike Kalasmiki vs. Oregon, 1978
231	Mike Carroll vs. Kansas, 1976
231	Jim Sorgi vs. Oregon, 2001

230	Tony Lowery vs. Northern Illinois, 1988
229	Neil Graff vs. Indiana, 1969
229	Neil Graff vs. Syracuse, 1971
225	Bud Keyes vs. Illinois, 1985
224	Ron Miller vs. Marquette, 1960
224	Tony Lowery vs. Eastern Michigan, 1991
223	Darrell Bevell vs. SMU, 1995
222	Darrell Bevell vs. Illinois, 1993
222	Brooks Bollinger vs. Indiana, 2001
222	Jim Sorgi vs. UNLV, 2003
220	Neil Graff vs. Penn State, 1970
219	Randy Wright vs. Northwestern, 1983
219	Ron Miller vs. Ohio State, 1961
218	Ron Miller vs. Oregon State, 1961
218	Randy Wright vs. Illinois, 1983
218	Bud Keyes vs. Iowa, 1986
218	Brooks Bollinger vs. West Virginia, 2002
217	Brooks Bollinger vs. Penn State, 2002
215	Jay Macias vs. Purdue, 1994
215	Jim Sorgi vs. West Virginia, 2003
214	Darrell Bevell vs. Ohio State, 1992
213	Darrell Bevell vs. Illinois, 1994
212	Brooks Bollinger vs. Minnesota, 1999
211	John Stocco vs. Purdue, 2004
209	Brooks Bollinger vs. Ohio State, 2000
207	John Boyajian vs. Ohio State, 1966
207	Darrell Bevell vs. Northwestern, 1993
207	Jim Sorgi vs. Indiana, 2000
207	Brooks Bollinger vs. Northern Illinois, 2002
206	Mike Samuel vs. Ohio State, 1996
205	Mike Carroll vs. Purdue, 1976
204	Darrell Bevell vs. Purdue, 1993
204	Brooks Bollinger vs. Minnesota, 2000
203	Ron Miller vs. Purdue, 1960
203	Mike Howard vs. Kentucky, 1984
202	Ron Vander Kelen vs. Iowa, 1962
202	Ron Vander Kelen vs. Michigan, 1962
202	Sean Wilson vs. Michigan State, 1989
202	Mike Samuel vs. Minnesota, 1997
202	Brooks Bollinger vs. Ohio State, 2001


Long Passes

99 (td)	by Jim Sorgi vs. Akron, 2003
89 (td)	by Tony Lowery vs. Eastern Michigan, 1991
87 (td)	by Randy Wright vs. Kansas State, 1982
81 (td)	by Brooks Bollinger vs. Minnesota, 1999
80 (td)	by John Josten vs. Richmond, 1978
80 (td)	by Mike Samuel vs. Michigan, 1998
79 (td)	by Mike Howard vs. Northern Illinois, 1986
79 (td)	by Matt Schabert vs. Ohio State, 2003
78 (td)	by Jim Haluska vs. USC, 1955
78 (td)	by John Boyajian vs. Michigan, 1966
78 (td)	by Bud Keyes vs. UNLV, 1985
78 (td)	by Jim Sorgi vs. Virginia, 2001
77 (td)	by Gregg Bohlig vs. Nebraska, 1974
77 (td)	by Rudy Steiner vs. LSU, 1972
PRE-MODERN ERA	
80 (td)	by Wally Barr vs. Minnesota, 1919
78 (td)	by Clint Tommerson vs. Michigan, 1935


Yearly Leaders

Year	Player	Att.	Com.	Yards	TD
2004	John Stocco	321	169	1,999	9
2003	Jim Sorgi	248	140	2,251	17
2002	Brooks Bollinger	245	131	1,758	14
2001	Brooks Bollinger	177	91	1,257	6
2000	Brooks Bollinger	209	110	1,479	10
1999	Brooks Bollinger	140	82	1,133	8
1998	Mike Samuel	172	90	1,175	6
1997	Mike Samuel	254	141	1,896	8
1996	Mike Samuel	254	148	1,752	8
1995	Darrell Bevell	300	195	2,273	15
1994	Darrell Bevell	231	139	1,544	17
1993	Darrell Bevell	276	187	2,390	19
1992	Darrell Bevell	245	125	1,479	8
1991	Tony Lowery	158	87	965	6
1990	Tony Lowery	280	159	1,757	5
1989	Sean Wilson	129	66	667	3
1988	Tony Lowery	121	67	712	1
1987	Tony Lowery	89	42	572	2
1986	Bud Keyes	174	93	1,002	5
1985	Bud Keyes	147	60	829	8
1984	Mike Howard	314	182	2,127	11
1983	Randy Wright	323	173	2,329	19
1982	Randy Wright	330	174	2,292	15
1981	Jess Cole	215	90	1,269	12
1980	John Josten	138	53	622	1
1979	Mike Kalasmiki	137	72	1,082	5
1978	Mike Kalasmiki	231	107	1,378	12
1977	Anthony Dudley	127	64	877	2
1976	Mike Carroll	262	132	1,627	13
1975	Mike Carroll	123	58	708	0
1974	Gregg Bohlig	143	79	1,212	8
1973	Gregg Bohlig	172	78	1,211	8
1972	Rudy Steiner	150	62	1,080	9
1971	Neil Graff	186	97	1,300	5
1970	Neil Graff	174	83	1,313	11
1969	Neil Graff	191	93	1,086	7
1968	John Ryan	202	84	855	3
1967	John Boyajian	152	79	966	3
1966	John Boyajian	129	64	863	3
1965	Chuck Burt	235	121	1,143	5
1964	Harold Brandt	176	85	1,059	4
1963	Harold Brandt	181	86	1,006	6
1962	Ron Vander Kelen	216	124	1,582	14
1961	Ron Miller	198	104	1,487	11
1960	Ron Miller	188	97	1,351	8
1959	Dale Hackbart	108	51	734	2
1958	Dale Hackbart	99	46	641	4
1957	Sid Williams	54	25	451	4
1956	Sid Williams	19	10	216	0
1955	Jim Haluska	132	71	1,036	6
1954	Jim Miller	88	46	608	5
1953	Jim Miller	69	36	683	6
1952	Jim Haluska	225	123	1,552	12
1951	John Coatta	185	91	1,154	8
1950	John Coatta	108	65	727	6
1949	Bob Petruska	106	45	620	6
1948	Bob Petruska	26	11	125	0
1947	Earl Girard	55	25	322	4
1946	Lisle Blackbourne	26	10	175	1


Career Receiving Leaders



Lee Evans



Al Toon



Pat Richter

1. Lee Evans

Year	No.	Yards	Avg.	TD
1999	3	76	25.3	1
2000	33	634	19.2	4
2001	75	1,545	20.6	9
2003	64	1,213	19.0	13
Total	175	3,468	19.8	27

2. Al Toon

Year	No.	Yards	Avg.	TD
1982	32	472	14.8	5
1983	45	881	19.6	9
1984	54	750	13.9	5
Total	131	2,103	16.1	19

3. Chris Chambers

Year	No.	Yards	Avg.	TD
1997	6	50	8.3	0
1998	28	563	20.1	7
1999	41	578	14.1	4
2000	52	813	15.6	5
Total	127	2,004	15.8	16

4. Tony Simmons

Year	No.	Yards	Avg.	TD
1994	22	588	26.7	8
1995	29	504	17.4	7
1996	20	346	17.3	3
1997	28	553	19.8	5
Total	99	1,991	20.1	23

5. Lee DeRamus

Year	No.	Yards	Avg.	TD
1991	23	374	16.3	3
1992	42	680	16.2	6
1993	54	920	17.0	6
Total	119	1,974	16.6	15

6. Pat Richter

Year	No.	Yards	Avg.	TD
1960	25	362	14.5	1
1961	47	817	17.4	8
1962	49	694	14.2	6
Total	121	1,873	15.5	15

7. Brandon Williams

Year	No.	Yards	Avg.	TD
2002	52	663	12.8	3
2003	49	649	13.2	1
2004	42	517	12.3	0
Total	143	1,829	12.8	4

8. Donald Hayes

Year	No.	Yards	Avg.	TD
1995	17	328	19.3	1
1996	44	629	14.3	1
1997	45	618	13.7	2
Total	106	1,575	14.9	4

9. David Charles

Year	No.	Yards	Avg.	TD
1976	34	449	13.2	3
1977	29	437	15.1	3
1978	38	573	15.1	5
Total	101	1,459	14.4	11

10. Tim Stracka

Year	No.	Yards	Avg.	TD
1978	4	68	17.0	2
1979	25	289	11.6	0
1980	28	462	16.5	2
1982	35	614	17.5	3
Total	92	1,433	15.6	7

Receiving Records

Career Receiving Yards

1.	Lee Evans, 1999-2003	3,468
2.	Al Toon, 1982-84	2,103
3.	Chris Chambers, 1997-2000	2,004
4.	Tony Simmons, 1994-97	1,991
5.	Lee DeRamus, 1991-93	1,974
6.	Pat Richter, 1960-62	1,873
7.	Brandon Williams, 2002-present	1,829
8.	Donald Hayes, 1994-97	1,575
9.	David Charles, 1976-78	1,459
10.	Tim Stracka, 1978-80, 1982	1,433
11.	Mel Reddick, 1967-69	1,320
12.	Michael Jones, 1981-84	1,266
13.	Tom McCauley, 1966-68	1,251
14.	Darrin Charles, 2001-04	1,152
15.	Jonathan Orr, 2002-present	1,136
16.	Jeff Mack, 1972-74	1,108
17.	Al Hannah, 1969-71	1,025
18.	Michael Roan, 1991-94	980
19.	Jack Novak, 1972-74	965
20.	Thad McFadden, 1980-81, 1983-84	933
21.	Jimmy Jones, 1963-64	908
22.	Larry Mialik, 1969-71	883
23.	Bill Williams, 1986-88, 1990	866
24.	J.C. Dawkins, 1992-94	841
25.	Scott Bestor, 1986-88	831

Career Receptions

1.	Lee Evans, 1999-2003	175
2.	Brandon Williams, 2002-present	143
3.	Al Toon, 1982-84	131
4.	Chris Chambers, 1997-2000	127
5.	Pat Richter, 1960-62	121
6.	Lee DeRamus, 1991-93	119
7.	Mel Reddick, 1967-69	113
8.	Donald Hayes, 1994-97	106
9.	David Charles, 1976-78	101
10.	Tony Simmons, 1994-97	99

Career Receiving Touchdowns

1.	Lee Evans, 1999-2003	27
2.	Tony Simmons, 1994-97	23
3.	Al Toon, 1982-84	19
4.	Chris Chambers, 1997-2000	16
5.	Pat Richter, 1960-62	15
	Lee DeRamus, 1991-93	15
7.	Michael Jones, 1981-84	12
8.	David Charles, 1976-78	11
	Jonathan Orr, 2002-present	11
10.	Jeff Mack, 1972-74	10

Career Average Per Reception (Minimum 50 receptions)

1.	Tony Simmons, 1994-97	20.1
2.	Lee Evans, 1999-2003	19.8
3.	Jeff Mack, 1972-74	19.4
4.	Jonathan Orr, 2002-present	17.8
5.	Larry Mialik, 1969-71	17.7
6.	Al Hannah, 1969-71	17.4
7.	Lee DeRamus, 1991-93	16.6
8.	Jimmy Jones, 1963-64	16.2
9.	Al Toon, 1982-84	16.1
10.	Chris Chambers, 1997-2000	15.8
11.	Tim Stracka, 1978-80, 1982	15.6

Season Receiving Yards

1.	Lee Evans, 2001	1,545
2.	Lee Evans, 2003	1,213
3.	Lee DeRamus, 1993	920
4.	Al Toon, 1983	881
5.	Jonathan Orr, 2002	842
6.	Pat Richter, 1961	817
7.	Chris Chambers, 2000	813
8.	Al Toon, 1984	750
9.	Larry Mialik, 1970	702
10.	Pat Richter, 1962	694
11.	Tom McCauley, 1966	689
12.	Lee DeRamus, 1992	680
13.	Brandon Williams, 2002	663
14.	Tom Stauss, 1979	660
15.	Brandon Williams, 2003	649
16.	Lee Evans, 2000	634
17.	Donald Hayes, 1996	629
18.	Donald Hayes, 1997	618
19.	Tim Stracka, 1982	614
20.	Al Hannah, 1971	608

Season Receptions

1.	Lee Evans, 2001	75
2.	Lee Evans, 2003	64
3.	Al Toon, 1984	54
	Lee DeRamus, 1993	54
5.	Chris Chambers, 2000	52
	Brandon Williams, 2002	52
7.	Pat Richter, 1962	49
	Brandon Williams, 2003	49
9.	Pat Richter, 1961	47
	Jonathan Orr, 2002	47

Season Receiving Touchdowns

1.	Lee Evans, 2003	13
2.	Al Toon, 1983	9
	Lee Evans, 2001	9
4.	Pat Richter, 1961	8
	Tony Simmons, 1994	8
	Jonathan Orr, 2002	8
7.	Larry Mialik, 1970	7
	Tony Simmons, 1995	7
	Chris Chambers, 1998	7
10.	Pat Richter, 1962	6
	Lee DeRamus, 1992	6
	Lee DeRamus, 1993	6

Season Average Per Reception (Minimum 30 receptions)

1.	Larry Mialik, 1970	21.3
2.	Lee Evans, 2001	20.6
3.	Jeff Mack, 1972	19.6
	Al Toon, 1983	19.6
5.	Lee Evans, 2000	19.2
6.	Lee Evans, 2003	19.0
7.	Jonathan Orr, 2002	17.9
8.	Tim Klosek, 1971	17.6
9.	Michael Jones, 1981	17.5
	Tim Stracka, 1982	17.5

Game Receiving Yards

1.	Lee Evans vs. Michigan State, 2003	258
2.	Al Toon vs. Purdue, 1983	252
3.	Lee Evans vs. Michigan State, 2001	228
4.	Lee Evans vs. Akron, 2003	214
5.	Tim Ware vs. Northwestern, 1990	193
6.	Chris Chambers vs. Iowa, 2000	191
7.	Lee Evans vs. Fresno State, 2001	182
8.	Lee Evans vs. Iowa, 2001	175
9.	Chris Chambers vs. Purdue, 2000	173
10.	Pat Richter vs. Illinois, 1961	170
11.	Chris Chambers vs. Hawaii, 2000	169
12.	Lee Evans vs. Oregon, 2001	168
13.	Jimmy Jones vs. Northwestern, 1964	167
14.	Pat Richter vs. USC, 1963	163
15.	Tony Simmons vs. Northwestern, 1997	158
16.	Pat Richter vs. Northwestern, 1961	156
	Lee DeRamus vs. Minnesota, 1993	156
18.	Lee Evans vs. Minnesota, 2001	151
19.	Jerry Witt vs. Northwestern, 1951	150
	Lee Evans vs. Illinois, 2001	150
	Jonathan Orr vs. UNLV, 2002	150
22.	Al Toon vs. Michigan State, 1983	149
23.	Lee Evans vs. Indiana, 2001	148
24.	Dave Howard vs. Iowa, 1955	147
	Tom McCauley vs. Michigan, 1966	147

Game Receptions

1.	Matt Nyquist vs. Iowa, 1995	13
2.	Pat Richter vs. USC, 1963	11
	Jimmy Jones vs. Northwestern, 1964	11
	Louis Jung vs. Colorado, 1965	11
	Chris Chambers vs. Purdue, 2000	11
	Chris Chambers vs. Iowa, 2000	11
7.	Al Toon vs. Michigan State, 1983	10
	Lee Evans vs. Michigan State, 2003	10
9.	Pat Richter vs. Illinois, 1961	9
	Tom McCauley vs. Minnesota, 1967	9
	David Charles vs. Iowa, 1978	9
	Al Toon vs. Missouri, 1984	9
	Lee DeRamus vs. Minnesota, 1993	9
	J.C. Dawkins vs. Minnesota, 1993	9
	Donald Hayes vs. Penn State, 1996	9
	Chris Chambers vs. Michigan, 1999	9
	Lee Evans vs. Indiana, 2001	9
	Lee Evans vs. Illinois, 2001	9
	Lee Evans vs. Michigan State, 2001	9
	Lee Evans vs. Minnesota, 2001	9
	Lee Evans vs. Akron, 2003	9
	Brandon Williams vs. Northwestern, 2003	9

Game Average Per Reception (Minimum 3 receptions)

1.	Larry Mialik vs. Penn State, 1970	47.3
2.	Tony Simmons vs. Minnesota, 1995	46.7
3.	Al Toon vs. Purdue, 1983	42.0
4.	Lee DeRamus vs. Indiana, 1993	38.7
5.	Tim Klosek vs. Michigan State, 1971	38.6

Game Receiving Touchdowns

1.	Lee Evans vs. Michigan State, 2003	5
2.	Dave Howard vs. Iowa, 1955	3
	Pat Richter vs. Illinois, 1961	3
	Lee Evans vs. Michigan State, 2001	3
5.	many players tied with	2
	(MR: Lee Evans vs. Akron, 2003)	

Yearly Leaders

Year	Player	No.	Yards
2004	Brandon Williams	42	517
2003	Lee Evans	64	1,213
2002	Jonathan Orr	47	842
2001	Lee Evans	75	1,545
2000	Chris Chambers	52	813
1999	Chris Chambers	41	578
1998	Chris Chambers	28	563
1997	Donald Hayes	45	618
1996	Donald Hayes	44	629
1995	Michael London	41	587
1994	Tony Simmons	22	588
1993	Lee DeRamus	54	920
1992	Lee DeRamus	42	680
1991	Lee DeRamus	23	374
1990	Tim Ware	24	473
1989	Craig Hudson	24	206
1988	Scott Bestor	26	327
1987	Scott Bestor	18	257
1986	Reggie Tompkins	32	443
1985	Tim Fullington	21	403
1984	Al Toon	54	750
1983	Al Toon	45	881
1982	Tim Stracka	35	614
1981	Michael Jones	24	421
1980	Tim Stracka	28	462
1979	Tom Stauss	38	660
1978	David Charles	38	573
1977	David Charles	29	437
1976	David Charles	34	449
1975	Ray Bailey	18	223
1974	Jeff Mack	16	353
1973	Jack Novak	13	282
1972	Jeff Mack	27	528
1971	Albert Hannah	39	608
1970	Larry Mialik	33	702
1969	Stu Voigt	39	439
1968	Mel Reddick	34	375
1967	Tom McCauley	37	525
1966	Tom McCauley	46	689
1965	Dennis Lager	39	396
1964	Jimmy Jones	34	529
1963	Rick Reichardt	26	383
1962	Pat Richter	49	694
1961	Pat Richter	47	817
1960	Pat Richter	25	362
1959	Alan Schoonover	10	290
1958	Ron Steiner	11	171
1957	Earl Hill	11	197
1956	Dave Howard	16	247
1955	Dave Howard	15	273
1954	Ron Locklin	22	218
1953	Norbert Esser	19	238
1952	Jerry Witt	27	387
1951	Jerry Witt	17	371
1950	Gene Felker	23	266
1949	Hal Haberman	17	194
1948	Jim Embach	5	92
1947	Tom Bennett	7	95
1946	Tom Bennett	6	124

Receiving By Class (Season)**Seniors**

1,213	Lee Evans, 2003
813	Chris Chambers, 2000
750	Al Toon, 1984
694	Pat Richter, 1962
618	Donald Hayes, 1997

Juniors

1,545	Lee Evans, 2001
920	Lee DeRamus, 1993
821	Al Toon, 1983
817	Pat Richter, 1961
629	Donald Hayes, 1996

Sophomores

689	Tom McCauley, 1966
680	Lee DeRamus, 1992
649	Brandon Williams, 2003
634	Lee Evans, 2000
563	Chris Chambers, 1998

Freshmen

842	Jonathan Orr, 2002
663	Brandon Williams, 2002
588	Tony Simmons, 1994
421	Michael Jones, 1981
374	Lee DeRamus, 1991

Receiving By Class (Game)**Seniors**

258	Lee Evans vs. Michigan State, 2003
214	Lee Evans vs. Akron, 2003
191	Chris Chambers vs. Iowa, 2000
173	Chris Chambers vs. Purdue, 2000
169	Chris Chambers vs. Hawaii, 2000

Juniors

252	Al Toon vs. Purdue, 1983
228	Lee Evans vs. Michigan State, 2001
182	Lee Evans vs. Fresno State, 2001
175	Lee Evans vs. Iowa, 2001
170	Pat Richter vs. Illinois, 1961

Sophomores

193	Tim Ware vs. Northwestern, 1990
150	Jerry Witt vs. Northwestern, 1950
147	Tom McCauley vs. Michigan, 1966
140	Tony Simmons vs. Minnesota, 1995
135	Tim Fullington vs. Illinois, 1985

Freshmen

150	Jonathan Orr vs. UNLV, 2002
132	Tony Simmons vs. Illinois, 1994
125	Brandon Williams vs. West Virginia, 2002
114	Tony Simmons vs. Indiana, 1994
109	Lee DeRamus vs. Eastern Michigan, 1991

100-yard Games

200 +

- 258 Lee Evans vs. Michigan State, 2003
- 252 Al Toon vs. Purdue, 1983
- 228 Lee Evans vs. Michigan State, 2001
- 214 Lee Evans vs. Akron, 2003

150-199

- 193 Tim Ware vs. Northwestern, 1990
- 191 Chris Chambers vs. Iowa, 2000
- 182 Lee Evans vs. Fresno State, 2001
- 175 Lee Evans vs. Iowa, 2001
- 173 Chris Chambers vs. Purdue, 2000
- 170 Pat Richter vs. Illinois, 1961
- 169 Chris Chambers vs. Hawaii, 2000
- 168 Lee Evans vs. Oregon, 2001
- 167 Jimmy Jones vs. Northwestern, 1964
- 163 Pat Richter vs. USC, 1963
- 158 Tony Simmons vs. Northwestern, 1997
- 156 Pat Richter vs. Northwestern, 1961
- 156 Lee DeRamus vs. Minnesota, 1993
- 151 Lee Evans vs. Minnesota, 2001
- 150 Jerry Witt vs. Northwestern, 1951
- 150 Lee Evans vs. Illinois, 2001
- 150 Jonathan Orr vs. UNLV, 2002

100-149

- 149 Al Toon vs. Michigan State, 1983
- 148 Lee Evans vs. Indiana, 2001
- 147 Dave Howard vs. Iowa, 1955
- 145 Tom McCauley vs. Michigan, 1966
- 142 Pat Richter vs. Minnesota, 1961
- 142 Larry Mialik vs. Penn State, 1970
- 140 Tony Simmons vs. Minnesota, 1995
- 140 Matt Nyquist vs. Iowa, 1995
- 138 Pat Richter vs. Oregon State, 1961
- 136 Al Toon vs. Iowa, 1983
- 135 Tim Klosek vs. Michigan State, 1971
- 135 Tom Stauss vs. Minnesota, 1979
- 135 Tim Fullington vs. Illinois, 1985
- 135 Lee Evans vs. Virginia, 2001
- 134 David Charles vs. Iowa, 1978
- 132 Tom McCauley vs. Minnesota, 1967
- 132 Jeff Mack vs. Nebraska, 1974
- 132 Tony Simmons vs. Illinois, 1994
- 131 Bill Williams vs. Temple, 1990
- 131 J.C. Dawkins vs. Minnesota, 1993
- 130 Larry Mialik vs. Illinois, 1970
- 125 Lee DeRamus vs. Illinois, 1993
- 125 Brandon Williams vs. West Virginia, 2002
- 123 Tom McCauley vs. Washington, 1967
- 122 Jimmy Jones vs. Notre Dame, 1964
- 122 David Charles vs. Iowa, 1977
- 119 Rick Reichardt vs. Michigan State, 1963
- 118 Al Toon vs. Purdue, 1984


- 117 Tom Stauss vs. San Diego State, 1979
- 117 Al Toon vs. Missouri, 1984
- 116 Al Hannah vs. Indiana, 1971
- 116 Lee DeRamus vs. Indiana, 1993
- 115 Lee DeRamus vs. Northwestern, 1992
- 114 Tim Fullington vs. Wyoming, 1985
- 114 Tony Simmons vs. Indiana, 1994
- 113 Donald Hayes vs. Minnesota, 1997
- 112 Al Toon vs. Illinois, 1984
- 112 Lee DeRamus vs. SMU, 1993
- 111 Al Hannah vs. Syracuse, 1971
- 110 Pat Richter vs. Purdue, 1960
- 110 Reggie Tompkins vs. Iowa, 1986
- 109 Tom Lonnborg vs. Ohio State, 1971
- 109 Lee DeRamus vs. Eastern Michigan, 1991
- 108 Al Hannah vs. Illinois, 1969
- 107 Tim Stracka vs. San Diego State, 1980
- 107 Jonathan Orr vs. Ohio State, 2002
- 106 Tim Klosek vs. Northwestern, 1971
- 105 Mel Reddick vs. Pitt, 1967
- 105 Tim Stracka vs. Indiana, 1982
- 104 Pat Richter vs. Ohio State, 1961
- 104 Pat Richter vs. Michigan, 1962
- 104 Jeff Mack vs. Northwestern, 1972
- 103 Al Schoonover vs. Minnesota, 1959
- 103 Clarence Novak vs. Ohio State, 1972
- 103 Ted Jones vs. Purdue, 1982
- 103 Fred Bobo vs. UNLV, 1985
- 102 Al Hannah vs. Minnesota, 1970
- 102 Ray Sydnor vs. Purdue, 1978
- 101 Tom Stauss vs. UCLA, 1979
- 101 Donald Hayes vs. Illinois, 1995
- 100 Jimmy Jones vs. Notre Dame, 1963
- 100 David Charles vs. Richmond, 1978
- 100 Donald Hayes vs. Minnesota, 1996

Long Receptions

- 99 (td) by Lee Evans vs. Akron, 2003
- 89 (td) by Lee DeRamus vs. Eastern Michigan, 1991
- 87 (td) by Tim Stracka vs. Kansas State, 1982
- 81 (td) by Nick Davis vs. Minnesota, 1999
- 80 (td) by David Charles vs. Richmond, 1978
- 80 (td) by Chris Chambers vs. Michigan, 1998
- 79 (td) by Reggie Tompkins vs. N. Illinois, 1986
- 79 (td) by Lee Evans vs. Ohio State, 2003
- 78 (td) by John Bridgeman vs. USC, 1955
- 78 (td) by Tom McCauley vs. Michigan, 1966
- 78 (td) by Tim Fullington vs. UNLV, 1985
- 78 (td) by Lee Evans vs. Virginia, 2001
- 77 (td) by Jeff Mack vs. Nebraska, 1974
- 77 (td) by Jeff Mack vs. LSU, 1972

PRE-MODERN ERA

- 80 (td) by Paul Meyers vs. Minnesota, 1919
- 78 (td) by John Wilson vs. Michigan, 1935



Tony Simmons



Jeff Mack

Total Offense Records

Career Total Offensive Yards

1.	Darrell Bevell, 1992-95	7,477
2.	Brooks Bollinger, 1999-2002	7,394
3.	Ron Dayne, 1996-99	7,125
4.	Mike Samuel, 1995-98	5,750
5.	Randy Wright, 1981-83	5,350
6.	Anthony Davis, 2001-04	4,676
7.	Jim Sorgi, 2000-03	4,466
8.	Tony Lowery, 1987-88, 1990-91	4,207
9.	Neil Graff, 1969-71	4,134
10.	Billy Marek, 1972-75	3,709

Career Plays

1.	Brooks Bollinger, 1999-2002	1,289
2.	Ron Dayne, 1996-99	1,220
3.	Darrell Bevell, 1992-95	1,182
4.	Mike Samuel, 1995-98	1,059
5.	Tony Lowery, 1987-88, 1990-91	939

Career TDs Responsible For

1.	Ron Dayne, 1996-99	71
2.	Brooks Bollinger, 1999-2002	64
3.	Darrell Bevell, 1992-95	62
4.	Randy Wright, 1981-83	50
5.	Mike Samuel, 1995-98	47

Season Plays

1.	Brooks Bollinger, 2002	405
2.	Randy Wright, 1982	401
	Mike Howard, 1984	401
4.	Randy Wright, 1983	383
	Mike Samuel, 1997	383

Season Total Offensive Yards


1.	Randy Wright, 1982	2,481
2.	Randy Wright, 1983	2,418
3.	Darrell Bevell, 1993	2,387
4.	Jim Sorgi, 2003	2,241
5.	Brooks Bollinger, 2002	2,224
6.	Darrell Bevell, 1995	2,162
7.	Mike Howard, 1984	2,138
	Mike Samuel, 1997	2,138
8.	Ron Dayne, 1996	2,109
10.	Ron Dayne, 1999	2,034

Season TDs Responsible For

1.	Randy Wright, 1983	24
2.	Brooks Bollinger, 2002	22
3.	Ron Dayne, 1996	21
	Darrell Bevell, 1993	21
5.	Randy Wright, 1982	20
	Ron Dayne, 1999	20

Game Plays

1.	Randy Wright vs. Iowa, 1983	61
2.	Sean Wilson vs. California, 1989	59
3.	Ron Vander Kelen vs. USC, 1963	57
	Mike Kalasmiki vs. Michigan State, 1978	57
5.	Darrell Bevell vs. Iowa, 1995	56



Mike Samuel

Game Total Offensive Yards

1.	Darrell Bevell vs. Minnesota, 1993	416
2.	Ron Vander Kelen vs. USC, 1963	406
3.	Tony Lowery vs. Northwestern, 1990	395
4.	Jim Sorgi vs. Michigan State, 2003	367
5.	Randy Wright vs. Purdue, 1983	346
6.	Ron Dayne vs. Hawaii, 1996	339
7.	Randy Wright vs. Iowa, 1983	334
8.	Darrell Bevell vs. Iowa, 1995	331
	Brooks Bollinger vs. Minnesota, 2000	331
10.	Randy Wright vs. Purdue, 1982	324

Game TDs Responsible For

1.	Billy Marek vs. Minnesota, 1974	5
	Mike Kalasmiki vs. Minnesota, 1979	5
	Jess Cole vs. Minnesota, 1980	5
	Randy Wright vs. Purdue, 1983	5
	Darrell Bevell vs. Nevada, 1993	5
	Mike Samuel vs. San Jose State, 1997	5
	Anthony Davis vs. Minnesota, 2002	5
	Brooks Bollinger vs. Michigan State, 2002	5
	Jim Sorgi vs. Michigan State, 2003	5
	Lee Evans vs. Michigan State, 2003	5

Yearly Leaders

Year	Player	Total
2004	John Stocco	1,979
2003	Jim Sorgi	2,241
2002	Brooks Bollinger	2,224
2001	Brooks Bollinger	1,645
2000	Brooks Bollinger	1,938
1999	Ron Dayne	2,034
1998	Mike Samuel	1,557

1997	Mike Samuel	2,138
1996	Ron Dayne	2,109
1995	Darrell Bevell	2,162
1994	Terrell Fletcher	1,476
	Darrell Bevell	1,476
1993	Darrell Bevell	2,387
1992	Darrell Bevell	1,452
1991	Tony Lowery	942
1990	Tony Lowery	1,755
1989	Sean Wilson	833
1988	Lionell Crawford	829
1987	Marvin Artley	955
1986	Bud Keyes	1,113
1985	Larry Emery	1,113
1984	Mike Howard	2,138
1983	Randy Wright	2,418
1982	Randy Wright	2,481
1981	Jess Cole	1,552
1980	John Josten	655
1979	Mike Kalasmiki	1,095
1978	Mike Kalasmiki	1,547
1977	Anthony Dudley	834
1976	Mike Carroll	1,773
1975	Billy Marek	1,281
1974	Gregg Bohlig	1,242
1973	Gregg Bohlig	1,337
1972	Rudy Steiner	1,078
1971	Neil Graff	1,486
1970	Neil Graff	1,561
1969	Neil Graff	1,087
1968	John Ryan	928
1967	John Boyajian	913
1966	John Ryan	525
1965	Chuck Burt	1,023
1964	Hal Brandt	989
1963	Hal Brandt	1,076
1962	Ron Vander Kelen	1,839
1961	Ron Miller	1,449
1960	Ron Miller	1,395
1959	Dale Hackbart	1,121
1958	Dale Hackbart	1,032
1957	Sid Williams	661
1956	Danny Lewis	574
1955	Jim Haluska	1,012
1954	Jim Miller	869
1953	Jim Miller	995
1952	Jim Haluska	1,480
1951	John Coatta	1,063
1950	John Coatta	646
1949	Bob Petruska	637
1948	Bob Bendrick	327
1947	Earl Girard	539
1946	Earl Maves	538

All-purpose Yardage Records



Ron Dayne



Ira Matthews

Career All-purpose Yardage

Player	Rush.	Rec.	Ret.	Total
1. Ron Dayne, 1996-99	7,125	304	0	7,429
2. Anthony Davis, 2001-04	4,676	198	0	4,874
3. Terrell Fletcher, 1991-94	3,414	511	397	4,322
4. Nick Davis, 1998-2001	44	1,097	2,785	3,926
5. Billy Marek, 1972-75	3,709	180	0	3,889
6. Brandon Williams, 2002-present	71	1,829	1,814	3,714
7. Ira Matthews, 1975-78	1,640	628	1,432	3,700
8. Brent Moss, 1991-94	3,428	130	14	3,572
9. Lee Evans, 1999-2003	26	3,468	41	3,535
10. Rufus Ferguson, 1970-72	2,814	160	507	3,481

Season All-purpose Yardage

Player	Rush.	Rec.	Ret.	Total
1. Ron Dayne, 1996	2,109	133	0	2,242
2. Ron Dayne, 1999	2,034	9	0	2,043
3. Terrell Fletcher, 1994	1,476	180	321	1,977
4. Michael Bennett, 2000	1,681	23	173	1,877
5. Brent Moss, 1993	1,637	24	0	1,661
6. Anthony Davis, 2002	1,555	48	0	1,603
7. Ron Dayne, 1997	1,457	117	0	1,574
8. Ron Dayne, 1998	1,525	45	0	1,570
9. Rufus Ferguson, 1971	1,222	63	233	1,518
10. Anthony Davis, 2001	1,466	0	0	1,466

Game All-purpose Yardage

Player	Rush.	Rec.	Ret.	Total
1. Ron Dayne vs. Hawaii, 1996	339	8	0	347
2. Michael Bennett vs. Oregon, 2000	290	0	46	336
3. Michael Bennett vs. Northwestern, 2000	293	27	0	320
4. Ira Matthews vs. Minnesota, 1978	134	54	124	312
5. Billy Marek vs. Minnesota, 1974	304	0	0	304
Ron Dayne vs. Minnesota, 1996	297	7	0	304
7. Anthony Davis vs. Minnesota, 2002	301	0	0	301
8. Ron Dayne vs. Illinois, 1996	289	0	0	289
9. Aaron Stecker vs. Minnesota, 1995	114	17	127	258
Lee Evans vs. Michigan State, 2003	0	258	0	258
11. Terrell Fletcher vs. Duke, 1995	241	8	7	256
12. Ron Dayne vs. San Jose State, 1997	254	0	0	254
13. Al Toon vs. Purdue, 1983	0	252	0	252
14. Anthony Davis vs. Akron, 2003	247	0	0	247
15. Ron Dayne vs. Utah, 1996	246	0	0	246
Ron Dayne vs. UCLA, 1999	246	0	0	246
17. Ron Dayne vs. Purdue, 1996	244	0	0	244
18. Troy Vincent vs. Western Illinois, 1991	0	0	241	241
19. Billy Marek vs. Northwestern, 1974	230	10	0	240
20. Ron Dayne vs. Cincinnati, 1999	231	0	0	231
Ron Dayne vs. Purdue, 1999	222	9	0	231
22. Dwayne Smith vs. Michigan State, 2003	207	21	0	228
23. Billy Marek vs. Wyoming, 1973	226	0	0	226
24. Alan Thompson vs. Oklahoma, 1969	220	5	0	225
Marck Harrison vs. Purdue, 1984	225	0	0	225

Scoring Records

Career Points

1. Ron Dayne, 1996-99	426
2. Billy Marek, 1972-75	278
Todd Gregoire, 1984-87	278
4. Anthony Davis, 2001-04	252
5. Brent Moss, 1991-94	204
6. Rich Thompson, 1988-92	202
7. John Hall, 1993-96	186
8. Vince Lamia, 1973-76	180
9. Terrell Fletcher, 1991-94	176
10. Matt Davenport, 1996-98	175

Career Touchdowns

1. Ron Dayne, 1996-99	71
2. Billy Marek, 1972-74	44
3. Anthony Davis, 2001-04	42
4. Brent Moss, 1991-94	34
5. Lee Evans, 1999-2003	28

Career Field Goals

1. Todd Gregoire, 1984-87	65
2. Rich Thompson, 1988-92	50
3. Mike Allen, 2001-04	39
4. Matt Davenport, 1996-98	33
5. John Hall, 1993-96	29
Vitaly Pisetsky, 1997-2000	29

Career Field Goals Attempted

1. Todd Gregoire, 1984-87	85
2. Rich Thompson, 1988-92	81
3. Mike Allen, 2001-04	61
4. John Hall, 1993-96	51
5. Vitaly Pisetsky, 1997-2000	42

Career Field Goal Percentage

(Minimum 30 attempts)

1. Matt Davenport, 1996-98	.868
2. Todd Gregoire, 1984-87	.765
3. Vitaly Pisetsky, 1997-2000	.690
4. Vince Lamia, 1973-76	.641
5. Mike Allen, 2001-04	.639
6. Rich Thompson, 1988-92	.630

Career Extra Points

1. Vince Lamia, 1973-76	105
2. John Hall, 1993-96	99
3. Mike Allen, 2001-04	97
4. Todd Gregoire, 1984-87	83
5. Vitaly Pisetsky, 1997-2000	78

Career Extra Points Attempted

1. Vince Lamia, 1973-76	110
2. John Hall, 1993-96	105
3. Mike Allen, 2001-04	103
4. Lisle Blackbourne, 1946-49	96
5. Todd Gregoire, 1984-87	86

Career Extra Point Percentage

(Minimum 50 attempts)

1. Todd Gregoire, 1984-87	.965
2. Vitaly Pisetsky, 1997-2000	.963
3. Vince Lamia, 1973-76	.955
4. Kevin Rohde, 1982-83	.952
5. Matt Davenport, 1996-98	.950

Season Points

1. Ron Dayne, 1996	126
2. Ron Dayne, 1999	120
3. Billy Marek, 1974	114
4. Matt Davenport, 1998	99
5. Brent Moss, 1993	96
6. Vitaly Pisetsky, 1999	94
7. Ron Dayne, 1997	90
Ron Dayne, 1998	90
9. John Hall, 1996	86
10. two players tied with	84

Season Touchdowns

1. Ron Dayne, 1996	21
2. Ron Dayne, 1999	20
3. Billy Marek, 1974	18
4. Brent Moss, 1993	16
5. two players tied with	15

Season Field Goals

1. Rich Thompson, 1992	22
2. Todd Gregoire, 1984	20
3. Matt Davenport, 1998	19
4. Todd Gregoire, 1985	16
Todd Gregoire, 1987	16
Vitaly Pisetsky, 1999	16

Season Field Goals Attempted

1. Rich Thompson, 1992	32
2. Todd Gregoire, 1984	26
3. Todd Gregoire, 1985	22
Vitaly Pisetsky, 2000	22
5. four players tied with	21

Season Field Goal Percentage

(Minimum 15 attempts)

1. Matt Davenport, 1998	.905
2. Matt Davenport, 1997	.824
3. Todd Gregoire, 1987	.800
Vitaly Pisetsky, 1999	.800
5. Todd Gregoire, 1984	.769

Season Extra Points

1. Vitaly Pisetsky, 1999	46
2. Kevin Rohde, 1983	45
3. John Hall, 1996	44
4. Matt Davenport, 1998	42
5. Rick Schnetzky, 1994	41

Season Extra Points Attempted

1. Kevin Rohde, 1983	48
Vitaly Pisetsky, 1999	48
3. Rick Schnetzky, 1994	45
John Hall, 1996	45
5. Matt Davenport, 1998	44

Season Extra Point Percentage

(Minimum 25 attempts)

1. Gary Kroner, 1962	100.0
Roger Jaeger, 1971	100.0
Mark Doran, 1981	100.0
Mark Neuser, 2001	100.0
Mike Allen, 2002	100.0
6. John Hall, 1996	.978
7. Vince Lamia, 1974	.976

Game Points

1. Billy Marek vs. Minnesota, 1974	30
Anthony Davis vs. Minnesota, 2002	30
Lee Evans vs. Michigan State, 2003	30
4. Billy Marek vs. Iowa, 1973	24
Billy Marek vs. Iowa, 1974	24
Jess Cole vs. Minnesota, 1980	24
Ron Dayne vs. Illinois, 1996	24
Ron Dayne vs. Hawaii, 1996	24
Ron Dayne vs. San Diego State, 1997	24
Ron Dayne vs. UCLA, 1999	24
Ron Dayne vs. Ohio State, 1999	24

Game Touchdowns

1. Billy Marek vs. Minnesota, 1974	5
Anthony Davis vs. Minnesota, 2002	5
Lee Evans vs. Michigan State, 2003	5
4. Billy Marek vs. Iowa, 1973	4
Billy Marek vs. Iowa, 1974	4
Jess Cole vs. Minnesota, 1980	4
Ron Dayne vs. Illinois, 1996	4
Ron Dayne vs. Hawaii, 1996	4
Ron Dayne vs. San Diego State, 1997	4
Ron Dayne vs. UCLA, 1999	4
Ron Dayne vs. Ohio State, 1999	4

Game Field Goals

1. Vince Lamia vs. Minnesota, 1976	4
Todd Gregoire vs. Kentucky, 1984	4
Todd Gregoire vs. Ohio State, 1987	4
Rich Thompson vs. Bowling Green, 1992	4
Rich Thompson vs. Purdue, 1992	4
Matt Davenport vs. Minnesota, 1998	4
Vitaly Pisetsky vs. Michigan State, 1999	4
8. nine players tied with	3
(MR: Mike Allen vs. Indiana, 2002)	

Game Field Goals Attempted

1. Jim Bakken vs. Minnesota, 1961	6
Steve Veith vs. Northwestern, 1977	6
3. Jim Bakken vs. Utah, 1961	5
James Johnson vs. Indiana, 1968	5
Todd Gregoire vs. Ohio State, 1984	5
Robb Mehrling vs. Minnesota, 1988	5
Rich Thompson vs. Toledo, 1989	5

Game Extra Points Attempted

1. Rick Schnetzky vs. Indiana, 1994	9
2. Vince Lamia vs. Missouri, 1974	8
Kevin Rohde vs. Minnesota, 1983	8
Rick Schnetzky vs. Eastern Michigan, 1994	8
Matt Davenport vs. San Jose State, 1997	8
Vitaly Pisetsky vs. Indiana, 1999	8
Mike Allen vs. Michigan State, 2003	8

Game Extra Points

1. Vince Lamia vs. Missouri, 1974	8
Kevin Rohde vs. Minnesota, 1983	8
Rick Schnetzky vs. Eastern Michigan, 1994	8
Rick Schnetzky vs. Indiana, 1994	8
Matt Davenport vs. San Jose State, 1997	8
Vitaly Pisetsky vs. Indiana, 1999	8
Mike Allen vs. Michigan State, 2003	8

Yearly Leaders


Year	Player	Pts.
2004	Anthony Davis	66
2003	Lee Evans	78
2002	Anthony Davis	78
2001	Anthony Davis	66
2000	Vitaly Pisetsky	70
1999	Ron Dayne	120
1998	Matt Davenport	99
1997	Ron Dayne	90
1996	Ron Dayne	126
1995	John Hall	48
1994	Terrell Fletcher	80
1993	Brent Moss	96
1992	Rich Thompson	82
1991	Terrell Fletcher	30
1990	Rich Thompson	41
1989	Rich Thompson	50
1988	Robb Mehring	27
1987	Todd Gregoire	66
1986	Todd Gregoire	61
1985	Todd Gregoire	67
1984	Todd Gregoire	84
1983	Gary Ellerson	66
1982	Troy King	42
1981	Mark Doran	47
1980	Jess Cole	30
1979	Steve Veith	31
1978	Ira Matthews	42
1977	Steve Veith	39
1976	Vince Lamia	72
1975	Billy Marek	80
1974	Billy Marek	114
1973	Billy Marek	84
1972	Rufus Ferguson	42
1971	Rufus Ferguson	80
1970	Larry Mialik	42
1969	Alan Thompson	54
1968	John Ryan	24
1967	Tom Schinke	26
1966	Tom Schinke	31
1965	Bill Fritz	24
1964	Jimmy Jones	24
1963	Lou Holland	42
1962	Lou Holland	72
1961	Pat Richter	48
1960	Erv Kunesh	22
1959	Dale Hackbart	42
1958	Dale Hackbart	56
1957	two players with	36
1956	Danny Lewis	18
1955	Charles Thomas	36
1954	Alan Ameche	54
1953	Jim Miller	42
1952	three players with	42
1951	Jerry Witt	48
1950	John Coatta	23
1949	Lisle Blackbourne	39
1948	Wally Dreyer	24
1947	Lisle Blackbourne	39
1946	Ben Bendrick	30




Rich Thompson



Anthony Davis



Alan Thompson



Dale Hackbart

Punting Records

Career Punting Average

(Minimum 100 punts)

1. Kevin Stemke, 1997-2000	43.5
2. Scott Cepicky, 1984-87	41.1
3. Dick Mileager, 1975-77	40.7
4. Jim Bakken, 1959-61	40.1
5. John Krugman, 1970-71	39.8

Career Punting Yards

1. Kevin Stemke, 1997-2000	10,660
2. Scott Cepicky, 1984-87	10,235
3. Sam Veit, 1991-94	8,016
4. David Greenwood, 1979-82	7,208
5. Brad Brekke, 1988-90	7,149
6. R.J. Morse, 2001-2004	6,451
7. T.A. Cox, 1944, 1946-48	4,998
8. Dick Mileager, 1975-77	4,881
9. Jim Bakken, 1959-61	4,575
10. John Krugman, 1970-71	4,378

Career Punts

1. Scott Cepicky, 1984-87	249
2. Kevin Stemke, 1997-2000	245
3. Sam Veit, 1991-94	209
4. Brad Brekke, 1988-90	192
5. David Greenwood, 1979-82	191

Season Punting Average

(Minimum 20 punts)

1. Kevin Stemke, 2000	44.5
2. Kevin Stemke, 1997	43.9
3. Kevin Stemke, 1998	43.8
4. Scott Cepicky, 1986	43.0
5. Dick Mileager, 1975	42.2

Season Punts

1. R.J. Morse, 2002	74
2. Dave Fronek, 1965	72
Kevin Stemke, 1998	72
4. David Greenwood, 1980	70
Brad Brekke, 1990	70

Season Punting Yards

1. Kevin Stemke, 1998	3,155
2. Kevin Stemke, 2000	3,070
3. Scott Cepicky, 1986	2,879
4. R.J. Morse, 2002	2,765
5. Brad Brekke, 1990	2,667

Game Punts

1. Dave Fronek vs. Nebraska, 1965	12
Bob Schaffner vs. Iowa, 1968	12
Brad Brekke vs. Miami, Fla., 1989	12
4. four players tied with	11
(MR: Chris Heymans vs. Miami, Fla., 1988)	

Game Punting Yards

1. Brad Brekke vs. Miami, Fla., 1989	500
2. Scott Cepicky vs. Wyoming, 1986	453
3. Kevin Stemke vs. Michigan, 1998	445
4. Dave Fronek vs. Nebraska, 1965	444
5. David Billy vs. Arizona State, 1968	443

Game Punting Average

(Minimum 5 punts)


1. Dick Mileager vs. Kansas, 1976	52.2
2. Scott Cepicky vs. UNLV, 1986	52.0
3. George O'Brien vs. Iowa, 1952	51.0
4. Scott Cepicky vs. Northwestern, 1985	50.8
5. Scott Cepicky vs. Northwestern, 1986	50.3

Long Punts


96 by George O'Brien vs. Iowa, 1952
 90 by Jim Bakken vs. Northwestern, 1961
 86 by Kevin Stemke vs. Michigan State, 1999
 85 by Wendell Gulseth vs. Rice, 1952
 82 by David Greenwood vs. Air Force, 1979

PRE-MODERN ERA

110 by Pat O'Dea vs. Minnesota, 1897
 100 by Pat O'Dea vs. Yale, 1899
 85 by Pat O'Dea vs. Lake Forest, 1896



Scott Cepicky



Kevin Stemke

Field Goal Kicking Records

Game-winning Field Goals

Mike Allen vs. Colorado, 2002

Made a 37-yarder in overtime to give the Badgers a 31-28 OT win over Colorado in the 2002 Alamo Bowl in San Antonio.

Mike Allen vs. Fresno State, 2002

Made a 34-yarder with 2:05 left in the fourth quarter for a 23-21 win in Madison.

Mark Neuser vs. Ohio State, 2001

Made a 33-yarder with 2:10 left in the fourth quarter for a 20-17 win in Columbus.

Vitaly Pisetsky vs. Minnesota 1999

Made a 31-yarder to win the school's first-ever overtime game, a 20-17 decision over Minnesota. Sent game into the extra session with a 36-yarder with 2:59 left in fourth quarter at the Metrodome.

Matt Davenport vs. Indiana 1997

Made a 43-yarder with 0:06 left in the fourth quarter to beat the Hoosiers 27-26.

Matt Davenport vs. Northwestern 1997

Made a 48-yarder with 0:06 left in the fourth quarter to defeat Northwestern 26-25 in Evanston.

Rich Thompson vs. Purdue 1992

Made a 49-yarder with 0:38 left in the fourth quarter for a 19-16 victory over the Boilermakers.

Rich Thompson vs. Minnesota 1991

Made a 42-yarder with 10:02 left in the fourth quarter to defeat Minnesota 19-16.

Todd Gregoire vs. Ohio State 1987

Made a 41-yarder with 10:49 left in the fourth quarter for a 26-24 triumph over Ohio State.

Todd Gregoire vs. UNLV 1985

Made a 20-yarder with 3:38 left in the fourth quarter to key a 26-23 win over UNLV.

Roger Jaeger vs. Michigan State 1971

Made a 30-yarder with 5:12 left in the fourth quarter to defeat the Spartans 31-28.

Jim Bakken vs. Indiana 1961


Made a 27-yarder with 3:37 left in the fourth quarter to claim a 6-3 win over Indiana.

Longest Made Field Goals


- 60 by John Hall vs. Minnesota, 1995
- 54 by Todd Gregoire vs. Ball State, 1987
- 53 by Vitaly Pisetsky vs. Ball State, 1999
- 52 by Rich Thompson vs. Western Michigan, 1988
- 51 by John Hall vs. Colorado, 1994
- 51 by Todd Gregoire vs. Northern Illinois, 1984
- 50 by Vladimir LaBun vs. Northwestern, 1975
- 50 by Wendell Gladem vs. Ohio State, 1981
- 50 by Mike Allen vs. Fresno State, 2001

PRE-MODERN ERA


- 62 (drop kick) by Pat O'Dea vs. Northwestern, 1898
- 60 (drop kick) by Pat O'Dea vs. Minnesota, 1899
- 57 (drop kick) by Pat O'Dea vs. Chicago, 1897
- 57 (drop kick) by Pat O'Dea vs. Illinois, 1899
- 55 (drop kick) by Pat O'Dea vs. Minnesota, 1897



Mike Allen booted a 38-yard field goal to give the Badgers a 31-28 overtime win over Colorado in the 2002 Alamo Bowl.




Vitaly Pisetsky




Matt Davenport

Punt Return Records



Nick Davis



Troy Vincent

RECORDS

Career Punt Return Yards

1. Jim Leonhard, 2001-04	1,347
2. Nick Davis, 1998-2001	1,007
3. Troy Vincent, 1988-91	773
4. Thad McFadden, 1980-81, 1983-84	753
5. Ira Matthews, 1975-78	443
6. Gene Evans, 1947, 1949	395
7. Jim Miller, 1953-55	367
8. Nate Odomes, 1984-86	359
9. Keith Jackson, 1993-94	325
10. Dale Hackbart, 1957-59	275

Career Punt Return Average

(Minimum 25 returns)

1. Jim Leonhard, 2001-04	12.8
2. Nick Davis, 1998-2001	12.1
3. Troy Vincent, 1988-91	11.4
4. Thad McFadden, 1980-81, 1983-84	10.0
5. Nate Odomes, 1984-86	9.97
6. Jim Miller, 1953-55	9.92

Career Punt Return Touchdowns

1. Ira Matthews, 1975-78	4
2. Troy Vincent, 1988-91	3
Nick Davis, 1998-01	3
Jim Leonhard, 2001-04	3

Season Punt Return Yards

1. Jim Leonhard, 2003	470
2. Jim Leonhard, 2004	443
3. Jim Leonhard, 2002	434
4. Nick Davis, 1998	427
5. Thad McFadden, 1984	394

Season Punt Return Touchdowns

1. Earl Girard, 1947	2
Nick Davis, 1998	2
Jim Leonhard, 2003	2

Season Punt Return Average

(Minimum 15 returns)

1. Ira Matthews, 1978	16.9
2. Nick Davis, 1998	15.3
3. Troy Vincent, 1989	13.8
Jim Leonhard, 2003	13.8
5. Jim Leonhard, 2004	12.7

Game Punt Return Yards

1. Earl Girard vs. Iowa, 1947	158
2. Greg Johnson vs. Northern Illinois, 1971	153
3. Troy Vincent vs. Western Illinois, 1991	146
4. Louis Holland vs. Indiana, 1962	128
5. Aaron Stecker vs. Hawaii, 1996	122

Game Punt Return Average

(Minimum 3 returns)

1. Earl Girard vs. Iowa, 1947	52.7
2. Nick Davis vs. Murray St., 1999	38.7
3. Troy Vincent vs. Western Illinois, 1991	36.5
4. Jim Leonhard vs. Purdue, 2003	33.0
5. Nick Davis vs. Penn State, 1998	29.7


Long Punt Returns

90 (td) by Troy Vincent vs. Western Illinois, 1991
89 (td) by Josh Hunt vs. Western Michigan, 2000
87 (td) by Danny Crooks vs. Michigan, 1970
85 (td) by Earl Girard vs. Iowa, 1947
85 (td) by Greg Johnson vs. Northern Illinois, 1971
82 (td) by Nick Davis vs. Penn State, 1998
78 (td) by Ira Matthews vs. Northwestern, 1978
77 (td) by John Bridgeman vs. Marquette, 1954
76 (td) by Nick Davis vs. Murray State, 1999


PRE-MODERN ERA

75 (td) by Sam Behr vs. Lawrence, 1930


Kickoff Return Records



Fred Owens



Aaron Stecker



Brandon Williams

Career Kickoff Return Yards

1.	Nick Davis, 1998-2001	1,778
2.	Brandon Williams, 2002-present	1,733
3.	Fred Owens, 1986-89	1,510
4.	Greg Johnson, 1969, 1971	1,081
5.	Aaron Stecker, 1995-96	1,015
6.	Marvin Neal, 1979-81, 1983	1,009
7.	Ira Matthews, 1975-78	989
8.	Tom Schinke, 1965-67	940
9.	Chris Davis, 1971-73	784
10.	Michael Morgan, 1974-76	779

Career Kickoff Return Average

(Minimum 30 returns)

1.	Greg Johnson, 1969, 1971	24.6
2.	Chris Davis, 1971-73	23.8
3.	Ron Smith, 1962-64	23.5
	Tom Schinke, 1965-67	23.5
5.	Nick Davis, 1998-2001	23.1

Career Kickoff Return Touchdowns

1.	Ira Matthews, 1975-78	2
	Nick Davis, 1998-2001	2

Season Kickoff Return Yards

1.	Brandon Williams, 2002	670
2.	Brandon Williams, 2003	626
3.	Nate Odomes, 1986	616
4.	Aaron Stecker, 1996	603
5.	Nick Davis, 2001	595

Season Kickoff Return Average

(Minimum 10 returns)

1.	Ira Matthews, 1976	29.6
2.	Danny Crooks, 1970	29.2
3.	Greg Johnson, 1971	28.4
4.	Michael Jones, 1984	27.9
5.	Dan Kissling, 1986	26.7

Season Kickoff Return Touchdowns

1.	Ira Matthews, 1976	2
	Nick Davis, 1999	2

Game Kickoff Return Yards

1.	Clarence Self vs. Michigan, 1947	178
2.	Fred Owens vs. Illinois, 1989	153
3.	Nate Odomes vs. Indiana, 1986	152
4.	Tom Schinke vs. Michigan, 1966	143
	Brandon Williams vs. Minnesota, 2002	143
6.	Tom McCauley vs. USC, 1966	135
7.	Ira Matthews vs. Iowa, 1976	130
8.	Ron Smith vs. Iowa, 1964	129
9.	Selvie Washington vs. Nebraska, 1973	128
	Brandon Williams vs. Purdue, 2003	128

Game Kickoff Return Average

(Minimum 3 returns)

1.	Selvie Washington vs. Nebraska, 1974	42.7
2.	Gary Ellerson vs. Iowa, 1982	37.0
3.	Tom Schinke vs. Michigan, 1966	35.8
4.	Gary Schmitsch vs. Illinois, 1966	35.6
5.	Thad McFadden vs. Tennessee, 1981	32.0

Long Kickoff Returns

100 (td) by Ira Matthews vs. Iowa, 1976
 100 (td) by Michael Jones vs. Northwestern, 1984
 100 (td) by Aaron Stecker vs. Minnesota, 1995
 97 (td) by Ira Matthews vs. Northwestern, 1976
 96 (td) by Selvie Washington vs. Nebraska, 1973
 96 (td) by Fred Owens vs. Illinois, 1989

PRE-MODERN ERA

100 (td) by Eddie Cochems vs. Chicago, 1901
 99 (td) by Lynn Jordan vs. Michigan, 1934

Defensive Records

Career Tackles

1. Pete Monty, 1993-96	451
2. Gary Casper, 1989-92	447
3. Tim Krumrie, 1979-82	444
4. Dave Lokanc, 1970-72	427
Dave Crossen, 1975-78	427
6. Jim Melka, 1981-84	399
7. Ken Criter, 1966-68	364
8. Brendan Lynch, 1988-91	362
9. Greg Thomas, 1987-90	359
10. Donnel Thompson, 1996-99	347
11. Reggie Holt, 1990-93	344
12. Jason Doering, 1997-2000	338
13. Nick Greisen, 1998-2001	337
14. Scott Nelson, 1990-93	323
15. Michael Reid, 1983-86	317
16. Mike Thompson, 1991-94	316
17. Richard Jakious, 1972-74	315
18. Malvin Hunter, 1987-90	307
19. Eric Unverzagt, 1991, 1993-95	296
20. Dennis Stejskal, 1975-77	283
21. Jim Leonhard, 2001-04	281
22. Dave Ahrens, 1977-80	280
23. David Wings, 1985-88	278
24. Don Davey, 1987-90	267
25. Chuck Winfrey, 1968-70	266

Career Solo Tackles

1. Tim Krumrie, 1979-82	276
2. Gary Casper, 1989-92	261
3. Pete Monty, 1993-96	260
4. Jason Doering, 1997-2000	250
5. Dave Lokanc, 1970-72	218

Career Tackles For Loss

1. Tarek Saleh, 1993-96	58
2. Mike Thompson, 1991-94	57
3. Tom Burke, 1995-98	54
4. Don Davey, 1987-90	49
5. Dave Ahrens, 1977-80	43

Career Tackles For Loss Yardage

1. Tarek Saleh, 1993-96	283
2. Mike Thompson, 1991-94	281
3. Don Davey, 1987-90	247
4. Tom Burke, 1995-98	245
5. Dave Ahrens, 1977-80	212

Career Sacks

1. Tarek Saleh, 1993-96	33
2. Tom Burke, 1995-98	32
3. Mike Thompson, 1991-94	28
4. Tim Jordan, 1983-86	27
5. Wendell Bryant, 1998-2001	24

Career Sacks Yardage

1. Tarek Saleh, 1993-96	227
2. Mike Thompson, 1991-94	215
3. Tom Burke, 1995-98	189
4. Tim Jordan, 1983-86	180
5. Don Davey, 1987-90	174

Career Passes Defended

1. Mike Echols, 1998-2001	62
2. Jamar Fletcher, 1998-2000	57
3. Scott Starks, 2001-04	52
4. Jim Leonhard, 2001-04	50
5. Jeff Messenger, 1991-94	44

Career Fumbles Recovered

1. Dan Batsch, 1987-90	7
Scott Nelson, 1990-93	7
3. Dave Ahrens, 1977-80	6
Rick Graf, 1983-86	6
5. seven players tied with	5

Career Blocked Kicks

1. Richard Johnson, 1982-84	8
2. Kenny Gales, 1993-94	5
3. Tim Rosga, 1996-99	3
4. Bob Taylor, 1982, 1984-86	2
Nate Odomes, 1984-86	2
Ryan Marks, 1997-2000	2
Alex Lewis, 2002-03	2

Season Tackles

1. Dave Lokanc, 1972	181
2. Pete Monty, 1996	178
3. Dave Crossen, 1977	175
4. Ken Criter, 1967	169
5. Nick Greisen, 2001	167
6. Dave Lokanc, 1971	162
7. Michael Reid, 1986	156
8. Aaron Norvell, 1992	148
9. Nick Greisen, 2000	146
10. Reggie Holt, 1991	144
11. Donnel Thompson, 1997	141
12. Chuck Winfrey, 1970	140
Gary Casper, 1990	140
14. Rick Jakious, 1973	138
15. Pete Monty, 1995	137
16. Tim Krumrie, 1981	135
17. David Wings, 1987	134
18. Ken Criter, 1968	133
Dave Crossen, 1978	133
20. Tom Domres, 1967	131
Brendan Lynch, 1991	131
Pete Monty, 1994	131

Season Tackles For Loss

1. Tom Burke, 1998	31
2. Darryl Sims, 1982	24
Don Davey, 1990	24
4. Tarek Saleh, 1995	23
5. Tarek Saleh, 1996	21
6. Anttaj Hawthorne, 2003	20
7. Tom Burke, 1997	19
8. Dave Ahrens, 1980	18
9. Gary Casper, 1992	17
Mike Thompson, 1992	17
Wendell Bryant, 2001	17
Nick Greisen, 2001	17
13. Alex Lewis, 2003	16.5
14. Bryan Jurewicz, 1996	15
15. John Tietz, 1967	14
Lamarck Shackerford, 1992	14
Mike Thompson, 1994	14
Nick Greisen, 2000	14

Season Tackles For Loss Yardage

1. Tom Burke, 1998	151
2. Tarek Saleh, 1995	118
3. Don Davey, 1990	117
4. Tarek Saleh, 1996	106
5. Darryl Sims, 1982	103
6. Mike Thompson, 1993	89
7. John Tietz, 1967	86
8. Tom Burke, 1997	79
9. Tim Jordan, 1984	78
10. Dave Ahrens, 1980	77

Season Sacks

1. Tom Burke, 1998	22
2. Tarek Saleh, 1996	14
3. Tarek Saleh, 1995	12
4. Tim Jordan, 1985	11
Darryl Sims, 1982	11
6. Mike Thompson, 1993	10
Bryan Jurewicz, 1996	10
8. Mike Thompson, 1992	9
Tom Burke, 1997	9
Alex Lewis, 2003	9

Season Sacks Yardage

1. Tom Burke, 1998	130
2. Tarek Saleh, 1996	97
3. Darryl Sims, 1982	84
Tarek Saleh, 1995	84
5. Mike Thompson, 1993	83
6. Don Davey, 1990	68
Erasmus James, 2004	68
8. Tim Jordan, 1985	67
9. Alex Lewis, 2003	64
Jonathan Welsh, 2003	64

Season Passes Defended


1. Mike Echols, 2000	25
Jim Leonhard, 2002	25
3. Jamar Fletcher, 2000	21
4. Jamar Fletcher, 1998	19
Scott Starks, 2003	19
6. Jamar Fletcher, 1999	17
7. LaMar Campbell, 1996	16
8. Steve Wagner, 1974	15
Troy Vincent, 1991	15
10. Jason Suttle, 1995	13
Mike Echols, 1999	13
Brett Bell, 2004	13
Jim Leonhard, 2004	13

Season Fumbles Recovered


1. Ed Bosold, 1972	5
2. Jim DeLisle, 1968	4
Nate Butler, 1970	4
Scott Erdmann, 1977	4

Season Blocked Kicks


1. Richard Johnson, 1984	6
2. Kenny Gales, 1993	3
Tim Rosga, 1998	3
4. five players tied with	2



Mike Echols



Mike Thompson



Wendell Bryant

Game Tackles

1.	Dave Crossen vs. Purdue, 1977	28
2.	Ken Criter vs. Ohio State, 1968	27
	Dave Lokanc vs. Ohio State, 1972	27
4.	Mark Zakula vs. Northwestern, 1973	25
5.	Dave Lokanc vs. Indiana, 1971	24
	Dave Crossen vs. Iowa, 1977	24
	David Wings vs. Iowa, 1987	24
8.	Dave Lokanc vs. Northwestern, 1971	23
	Richard Jakious vs. Northwestern, 1973	23
	Dennis Stejskal vs. Purdue, 1975	23
	Dave Crossen vs. Indiana, 1976	23
	Dave Crossen vs. Oregon, 1978	23
	Larry Spurlin vs. Indiana, 1979	23
	Scott Nelson vs. Iowa, 1990	23
	Bob Adamov vs. Purdue, 1998	23
16.	three players tied with	22
	(MR: Gary Casper vs. Indiana, 1991)	

Game Tackles For Loss

1.	Alex Lewis vs. Purdue, 2003	6.5
2.	Darryl Sims vs. Northwestern, 1982	6
	Tim Jordan vs. Northwestern, 1985	6
	Wendell Bryant vs. Penn State, 2001	6
5.	Mike Thompson vs. Northwestern, 1993	5
	John Favret vs. Boise State, 1997	5
	Tom Burke vs. Northwestern, 1998	5
	Tom Burke vs. Iowa, 1998	5
	Tom Burke vs. Penn State, 1998	5

Game Tackles For Loss Yardage

1.	Darryl Sims vs. Northwestern, 1982	43
2.	Alex Lewis vs. Purdue, 2003	42
3.	John Tietz vs. Michigan, 1967	41
4.	Mike Thompson vs. Northwestern, 1993	38
5.	Wendell Bryant vs. Penn State, 2001	34

Game Sacks

1.	Tim Jordan vs. Northwestern, 1985	6
2.	Mike Thompson vs. Northwestern, 1993	5
	Tom Burke vs. Iowa, 1998	5
	Wendell Bryant vs. Penn State, 2001	5
	Alex Lewis vs. Purdue, 2003	5
6.	Darryl Sims vs. Northwestern, 1982	4
	John Favret vs. Boise State, 1997	4
	Tom Burke vs. Penn State, 1998	4

Game Sacks Yardage

1.	Alex Lewis vs. Purdue, 2003	39
2.	Mike Thompson vs. Northwestern, 1993	38
3.	Darryl Sims vs. Northwestern, 1982	37
4.	Tim Jordan vs. Northwestern, 1985	33
5.	Wendell Bryant vs. Penn State, 2001	32

Game Passes Defended

1.	Mike Echols vs. Purdue, 1999	6
2.	Steve Wagner vs. Purdue, 1974	5
	Jamar Fletcher vs. Oregon, 2000	5
	Jamar Fletcher vs. Iowa, 2000	5
	Jim Leonhard vs. Fresno State, 2002	5
	Jim Leonhard vs. Penn State, 2004	5
7.	Neovia Greyer vs. Indiana, 1970	4
	Steve Wagner vs. Indiana, 1974	4
	Ken Dixon vs. North Dakota, 1976	4
	Matt VandenBoom vs. Tennessee, 1981	4
	Jason Doering vs. Purdue, 1998	4
	Jamar Fletcher vs. UCLA, 1999	4
	Mike Echols vs. Cincinnati, 2000	4
	Mike Echols vs. Northwestern, 2000	4
	Mike Echols vs. Indiana, 2000	4
	Scott Starks vs. Illinois, 2003	4

Game Fumbles Recovered

1.	Michael Reid vs. Ohio State, 1985	3
2.	13 players tied with	2
	(MR: John Favret vs. Michigan, 2000)	

Game Blocked Kicks

1.	Richard Johnson vs. Missouri, 1984	3
2.	Nate Odomes vs. Indiana, 1985	2

Yearly Tackle Leaders

Defensive Line

Year	No.	Player (Solo-Asst.)
2004	42	Anttaj Hawthorne (23-19)
2003	75	Anttaj Hawthorne (31-44)
2002	68	Anttaj Hawthorne (36-32)
2001	69	Wendell Bryant (48-21)
2000	48	Wendell Bryant (31-17)
1999	48	Wendell Bryant (29-19)
1998	100	Tom Burke (62-38)
1997	86	Tom Burke (54-32)
1996	74	Tarek Saleh (52-22)
1995	80	Jason Maniecki (50-30)
1994	80	Mike Thompson (48-32)
1993	60	Lamark Shackerford (45-15)
1992	84	Mike Thompson (44-40)
1991	105	Mike Thompson (61-44)
1990	122	Don Davey (64-58)
1989	49	John Banaszak (26-23)
1988	60	Chad VandeZande (25-35)
1987	62	Chad VandeZande (21-41)
1986	82	Michael Boykins (48-34)
1985	54	Michael Boykins (34-20)
1984	60	Scott Bergold (28-32)
1983	64	Scott Bergold (37-27)
1982	109	Tim Krumrie (67-42)
1981	135	Tim Krumrie (82-53)
1980	105	Tim Krumrie (72-33)
1979	95	Tim Krumrie (55-40)
1978	104	Dan Relich (66-38)
1977	51	Dan Relich (35-16)
1976	79	Dennis Stejskal (45-34)
1975	111	Dennis Stejskal (60-51)
1974	95	Mike Jenkins (47-48)
1973	75	Mike Seifert (48-27)
1972	83	Mike Jenkins (39-44)
1971	68	Jim Schymanski (42-26)
1970	111	Jim DeLisle (50-61)
1969	120	Bill Gregory (56-64)
1968	83	Jim DeLisle (60-23)
1967	131	Tom Domres (72-59)
1966	—	—

Linebackers


Year	No.	Player (Solo-Asst.)
2004	76	Dontez Sanders (35-41)
2003	98	Jeff Mack (45-53)
2002	86	Alex Lewis (56-30)
2001	167	Nick Greisen (101-66)
2000	146	Nick Greisen (90-56)
1999	115	Chris Ghidorzi (68-47)
1998	109	Donnel Thompson (65-44)
1997	141	Donnel Thompson (82-59)
1996	178	Pete Monty (95-83)
1995	137	Pete Monty (92-45)
1994	131	Pete Monty (71-60)
1993	100	Yusef Burgess (63-37)
1992	148	Aaron Norvell (79-69)
1991	131	Brendan Lynch (78-53)
1990	140	Gary Casper (75-65)
1989	93	Brendan Lynch (51-42)
1988	115	David Wings (62-53)
1987	134	David Wings (46-88)
1986	156	Michael Reid (102-54)
1985	116	Craig Raddatz (84-32)
1984	127	Jim Melka (61-66)
1983	111	Jim Melka (64-47)
1982	130	Jim Melka (68-62)
1981	121	Dave Levenick (67-54)
1980	98	Dave Levenick (63-35)
1979	118	Larry Spurlin (57-61)
1978	133	Dave Crossen (74-59)
1977	175	Dave Crossen (85-90)
1976	104	Tim Halleran (54-50)
1975	102	John Zimmerman (57-45)
1974	104	Rick Jakious (61-43)
1973	138	Rick Jakious (74-64)
1972	181	Dave Lokanc (101-80)
1971	162	Dave Lokanc (79-83)
1970	140	Chuck Winfrey (70-70)
1969	—	—
1968	133	Ken Criter (81-52)
1967	169	Ken Criter (85-84)
1966	130	Bob Richter (62-68)

Defensive Backs


Year	No.	Player (Solo-Asst.)
2004	72	Jim Leonhard (44-28)
2003	98	Jim Leonhard (63-35)
2002	105	Ryan Aiello (73-32)
2001	93	Joey Boese (63-30)
2000	97	Jason Doering (73-24)
1999	111	Jason Doering (79-32)
1998	94	Jason Doering (71-23)
1997	70	Bobby Myers (48-22)
1996	91	Kevin Huntley (55-36)
1995	96	Kevin Huntley (61-35)
1994	98	Jamel Brown (67-31)
1993	87	Reggie Holt (56-31)
1992	86	Reggie Holt (59-27)
1991	144	Reggie Holt (77-67)
1990	123	Greg Thomas (46-77)
1989	81	Rafael Robinson (57-24)
1988	68	Greg Thomas (45-23)
1987	105	Greg Thomas (42-63)
1986	80	Bobby Taylor (50-30)
1985	75	Troy Spencer (57-18)
1984	74	Russ Bellford (46-28)
1983	76	Brian Marrow (42-34)
1982	55	David Greenwood (36-19)
1981	74	David Greenwood (53-21)
1980	49	David Greenwood (29-20)
1979	65	David Greenwood (41-24)
1978	49	George Welch (26-23)
1977	69	Greg Gordon (41-28)
1976	62	Scott Erdmann (47-15)
1975	102	Terry Buss (53-49)
1974	79	Terry Buss (53-26)
1973	78	Terry Buss (40-38)
1972	64	Dan Baron (39-25)
1971	94	Neovia Greyer (52-42)
1970	69	Ron Buss (39-30)
1969	—	—
1968	57	Mike Cavill (42-15)
1967	85	Gary Reineck (45-40)
1966	—	—



Interception Records



Jamar Fletcher



Jim Leonhard

RECORDS

Career Interceptions

1. Jamar Fletcher, 1998-2000	21
Jim Leonhard, 2001-04	21
3. Neovia Greyer, 1969-71	18
Jeff Messenger, 1991-94	18
5. Scott Nelson, 1990-93	14
6. Mike Echols, 1998-2001	12
7. David Greenwood, 1979-82	10
8. Dave Fronek, 1963-65	9
Craig Raddatz, 1983-86	9
Nate Odomes, 1984-86	9
Eddie Fletcher, 1988-91	9

Career Interception Return Yards

1. Jamar Fletcher, 1998-2000	459
2. Neovia Greyer, 1969-71	285
3. Scott Nelson, 1990-93	261

Career Interception Return Average

(Minimum 8 returns)

1. Ed Withers, 1949-51	25.0
3. Jamar Fletcher, 1998-2000	21.9
3. Jim Nettles, 1961-63	21.1
4. Jim Miller, 1953-55	19.9
5. Steve Wagner, 1974-75	18.6
Scott Nelson, 1990-93	18.6

Season Interceptions

1. Jim Leonhard, 2002	11
2. Neovia Greyer, 1970	9
3. Dale Hackbart, 1958	7
Scott Erdmann, 1976	7
Nate Odomes, 1986	7
Jeff Messenger, 1993	7
Jamar Fletcher, 1998	7
Jamar Fletcher, 1999	7
Jamar Fletcher, 2000	7
Jim Leonhard, 2003	7

Season Interception Return Yards

1. Jamar Fletcher, 2000	179
2. David Greenwood, 1981	156
3. Jamar Fletcher, 1998	145
4. Scott Erdmann, 1976	143

Season Interception Return Avg.

(Minimum 4 returns)

1. Pat Levenhagen, 1955	30.5
2. Jim Nettles, 1962	26.5
Russ Bellford, 1983	26.5
4. David Greenwood, 1981	26.0
5. Ed Withers, 1950	25.8

Game Interceptions

1. Clarence Bratt vs. Minnesota, 1954	4
2. Gene Evans vs. Marquette, 1946	3
Bob Radcliffe vs. Navy, 1949	3
Ed Withers vs. Iowa, 1950	3
Burt Hable vs. Minnesota, 1952	3
Dale Hackbart vs. Minnesota, 1958	3
Tom Schinke vs. Iowa, 1966	3
Neovia Greyer vs. Illinois, 1970	3
Ken Dixon vs. Illinois, 1975	3
Nate Odomes vs. Hawaii, 1986	3
Matt VandenBoom vs. Michigan, 1981	3
Jamar Fletcher vs. Oregon, 2000	3

Game Interception Return Average

(Minimum 3 returns)

1. Ed Withers vs. Iowa, 1950	51.5
------------------------------	------


Long INT Returns

98 (td) by Billy Lowe vs. Purdue, 1954
94 (td) by Ron Steiner vs. West Virginia, 1957
89 (td) by Jim Nettles vs. New Mexico State, 1962
87 by Jamar Fletcher vs. Indiana, 2000
82 (td) by Cyrill Weems vs. Utah, 1996
75 (td) by Cyrill Weems vs. Purdue, 1995
PRE-MODERN ERA
105 (td) by Coots Cunningham vs. Purdue, 1907
100 (td) by Jack Wink vs. Great Lakes, 1942


Record Holders



Todd Gregoire



Lee Evans



Clarence Bratt

Individual NCAA Records

Yards rushing, career: 6,397 by Ron Dayne, 1996-99 (no bowl games)
 Games of 200-yards rushing, career: 11 by Ron Dayne, 1996-99 (tied with Marcus Allen, USC, 1978-81 and Ricky Williams, Texas, 1995-98)
 Yards rushing by a freshman: 1,863 by Ron Dayne, 1996
 Games of 200 yards rushing by a freshman: 4 by Ron Dayne, 1996 (tied with Herschel Walker, Georgia, 1980)
 Games of 100 yards rushing by a freshman: 10 by Anthony Davis, 2001
 Rushing attempts by a freshman, game: 50 by Ron Dayne vs. Minnesota, 1996
 Rushing attempts by a freshman, season: 295 by Ron Dayne, 1996
 1,000-yard seasons, career: 4 by Ron Dayne, 1996-99 (tied with Amos Lawrence, North Carolina, 1977-80; Tony Dorsett, Pittsburgh, 1973-76; Dennis Manns, New Mexico State, 1995-98; Avon Cobourne, West Virginia, 1999-2002)
 Punt return TDs, game: 2 by Earl Girard vs. Iowa, 1947 (tied with many other players)
 Player that led nation in both punt and kickoff returns, career: Ira Matthews led in PR in 1976 and KOR in 1978 (tied with Errol Tucker, Utah, led both in 1985)

Team NCAA Records

Punt return TDs, game: 3 vs. Iowa, 1947 (tied with many others)
 TDs scored on back-to-back kickoff returns, game: Wisconsin vs. Northern Illinois, 1985 (tied with many others)
 Safeties, season: 4 by Wisconsin in 1951
 Fewest punts, game: 0 by Wisconsin on many occasions (MR: vs. Penn State, 2001). Tied mark set by many others.
 Fewest completions allowed, game: 0 by Wisconsin on five occasions (MR: vs. Minnesota, 1977). Tied mark set by many others.
 Overtime games, season: 3 by Wisconsin in 2000 (tied several others)

Individual Big Ten Records

Rushing attempts, career: 1,220 by Ron Dayne, 1996-99
 Rushing yards, season: 2,109 by Ron Dayne, 1996
 Rushing yards, career: 7,125 by Ron Dayne, 1996-99
 Rushing touchdowns, career: 71 by Ron Dayne, 1996-99
 Receiving yards, season: 1,545 by Lee Evans, 2001
 Completion percentage, season: 67.8 by Darrell Bevell, 1993
 Scoring, career: 426 by Ron Dayne, 1996-99
 Touchdowns, career: 71 by Ron Dayne, 1996-99
 Field goals, career: 65 by Todd Gregoire, 1984-87
 *Longest punt: 110 by Pat O'Dea vs. Northwestern, 1897
 Longest punt: 96 by George O'Brien vs. Iowa, 1952
 Punt returns, game: 10 by Bill Lane vs. Indiana, 1951
 Average punt return, game: 52.7 by Earl Girard vs. Iowa, 1947
 Punt return yardage, career: 1,347 by Jim Leonhard, 2004
 Punt return touchdowns, game: 2 by Earl Girard vs. Iowa, 1947
 Punt return touchdowns, season: 3 by Ira Matthews, 1976
 Interceptions, game: 4 by Clarence Bratt vs. Minnesota, 1954
 Interceptions, season (tie): 11 by Jim Leonhard, 2002
 Interception return touchdowns, season: 3 by Jamar Fletcher, 1998
 Interception return touchdowns, career: 5 by Jamar Fletcher, 1998-2000
 Interception return yards, career: 459 by Jamar Fletcher, 1998-2000

*pre-modern era

Team Big Ten Records

Completion percentage, season: 67.5 in 1993
 First downs rushing, game: 32 vs. Northwestern, 1974
 Safeties, game: 2 vs. Purdue, 1951
 Safeties, season: 4 in 1951
 Punt returns, game: 11 vs. Indiana, 1951
 Punt return yards, game: 277 vs. Iowa, 1947
 Net punting: 42.5 in 2000

Statistical Champions

Big Ten

Individual

Rushing

1941	Pat Harder	443 yards
1951	Alan Ameche	774 yards
1952	Alan Ameche	721 yards
1974	Billy Marek	161.0 ypg
1993	Brent Moss	136.4 ypg
1996	Ron Dayne	162.2 ypg
1998	Ron Dayne	138.6 ypg
1999	Ron Dayne	169.5 ypg
2001	Anthony Davis	133.3 ypg

Passing

1941	Len Seelinger	419 yards
1950	John Coatta	610 yards
1951	John Coatta	1,030 yards
1953	Jim Miller	683 yards
1960	Ron Miller	966 yards
1961	Ron Miller	1,168 yards
1962	Ron Vander Kelen	1,009 yards
1970	Neil Graff	926 yards

Total Offense

1959	Dale Hackbart	686 yards
1960	Ron Miller	981 yards
1962	Ron Vander Kelen	1,237 yards
1983	Randy Wright	244.3 ypg

Receiving

1941	Dave Schreiner	249 yards
1951	Jerry Witt	372 yards
1961	Pat Richter	656 yards
1962	Pat Richter	440 yards
1963	Rick Reichardt	383 yards
2001	Lee Evans	1,545 yards
2003	Lee Evans	1,213 yards

Scoring

1941	Pat Harder	58 points
1945	Don Kindt (tri-)	36 points
1951	Jerry Witt	48 points
1962	Lou Holland	54 points
1963	Lou Holland (co-)	30 points
1973	Billy Marek (co-)	8.3 ppg
1974	Billy Marek	11.3 ppg
1999	Ron Dayne	10.0 ppg

Punting

1943	Ray Dooney	39.0 avg.
1945	Rex Johns	40.8 avg.
1946	T.A. Cox	43.0 avg.
1950	Jim Hammond	42.0 avg.
1960	Jim Bakken	41.5 avg.
1961	Jim Bakken	41.2 avg.
1973	Ken Simmons	41.9 avg.
1998	Kevin Stemke	43.8 avg.
2000	Kevin Stemke	44.5 avg.

Interceptions

2002	Jim Leonhard	0.79 ipg.
2003	Jim Leonhard	0.54 ipg.

Pass Breakups

2002	Jim Leonhard	25 pbu
------	--------------	--------

Team

Rushing Offense

1951:	235.6 ypg	1996:	249.4 ypg
1952:	256.3 ypg	1998:	215.8 ypg
1993:	261.4 ypg	1999:	273.6 ypg

Passing Offense

1941:	99.6 ypg	1961:	157.1 ypg
1951:	155.4 ypg	1963:	170.0 ypg
1960:	157.1 ypg		

Total Offense

1945:	310.0 ypg	1962:	305.4 ypg
1951:	391.3 ypg	1963:	305.4 ypg
1952:	415.5 ypg	1993:	455.2 ypg

Scoring Offense

1952:	26.3 ppg	1993:	32.5 ppg
1954:	19.3 ppg	1999:	34.1 ppg
1962:	28.4 ppg		

Rushing Defense

1949:	109.7 ypg	1951:	68.9 ypg
-------	-----------	-------	----------

Passing Defense

1951:	74.0 ypg	1991:	100.2 pts.
1965:	107.3 ypg	1999:	97.9 pts.
1975:	61.0 ypg		

Total Defense

1951:	142.9 ypg	1999:	298.1 ypg
2004:	291.2 ypg		

Scoring Defense

1942:	7.6 ppg	1998:	11.9 ppg
1958:	11.0 ppg	1999:	12.8 ppg

Oppon. 3rd Down Conversions

2004:	.312 (53-170)
-------	---------------

Time of Possession

2004:	33.40/game (404:03/12)
-------	------------------------

Turnover Margin

1993:	+1.17	1998:	+1.92
2002:	+1.29		

Punting

1946:	39.3 avg.	1962:	39.5 avg.
1947:	39.4 avg.	1973:	39.2 avg.
1954:	39.9 avg.	1992:	36.8 avg.

1957:	38.5 avg.	1998:	40.2 avg.
1961:	41.2 avg.	2000:	44.3 avg.

Punt Returns

1947:	20.4 avg.	1970:	11.2 avg.
1949:	53.5 avg.	1989:	12.5 avg.
1952:	13.9 avg.	2003:	14.3 avg.

Kickoff Returns

1947:	20.6 avg.	1986:	22.9 avg.
1948:	82.3 avg.	1991:	21.9 avg.
1966:	21.7 avg.	1999:	26.0 avg.
1982:	22.4 avg.		


NCAA

Individual Champions

Field goals: Karl Holzwarth, 0.8 per game, 1959
 Scoring: Billy Marek, 12.7 ppg, 1974
 Kickoff returns: Ira Matthews, 29.6 avg., 1976
 Punt returns: Ira Matthews, 16.9 avg., 1978
 Interceptions: Jamar Fletcher, 0.67 per game, 1998; Jim Leonhard, 0.79 per game, 2002

Team Statistics Champions

Total defense: 154.8 ypg, 1951
 Scoring defense: 6.6 ppg, 1951; 10.2 ppg, 1998
 Turnover margin: +1.92 in 1998
 Passing offense: 188.4 ypg, 1961
 Scoring offense: 32.2 ppg, 1962
 Net punting: 41.2 avg., 2000



Karl Holzwarth

Camp Randall Stadium Records

Individual Records

Rushing Attempts: 52, Anthony Thompson (Indiana), 1989; [50, Ron Dayne vs. Minnesota, 1996]

Yards Rushing: 377, Anthony Thompson (Indiana), 1989; [304, Billy Marek vs. Minnesota, 1974]

TDs Rushing: 6, Levron Williams (Indiana), 2001

Long Run: 91, Tom Brigham vs. Western Michigan, 1963

Pass Attempts: 83, Drew Brees (Purdue), 1998; [54, Randy Wright vs. Iowa, 1983]

Pass Completions: 55, Drew Brees (Purdue), 1998; [35, Darrell Bevell vs. Iowa, 1995]

Yards Passing: 494, Drew Brees (Purdue), 1998; [352, Darrell Bevell vs. Iowa, 1995]

TDs Passing: 5, Darrell Bevell vs. Nevada, 1993; Jim Sorgi vs. Michigan State, 2003

Long Pass: 99, Jim Sorgi vs. Akron, 2003

Receptions: 18, Randall Lane (Purdue), 1998; [13, Matt Nyquist vs. Iowa, 1995]

Yards Receiving: 258, Lee Evans vs. Michigan State, 2003

TDs Receiving: 5, Lee Evans vs. Michigan State, 2003

Long Reception: 99, Lee Evans vs. Akron, 2003

Points: 36, Levron Williams (Indiana), 2001; [30, Billy Marek vs. Minnesota, 1974; Anthony Davis vs. Minnesota, 2002; Lee Evans vs. Michigan State, 2003]

Field Goals: 5, Mike Bass (Illinois), 1982; [4, Vince Lamia vs. Minnesota, 1976; Todd Gregoire vs. Ohio State, 1987; Rich Thompson vs. Bowling Green, 1992; Rich Thompson vs. Purdue, 1992; Matt Davenport vs. Minnesota, 1998; Vitaly Pisetsky vs. Michigan State, 1999]

Long Field Goal: 55, Paul Edinger, Michigan State, 1999 [54, Todd Gregoire vs. Ball State, 1987]

Long Interception Return: 100, John Hardy (California), 1990; [98, Billy Lowe vs. Purdue, 1954]

Long Punt Return: 90, Troy Vincent vs. Western Illinois, 1991

Long Kickoff Return: 100, Ira Matthews vs. Iowa, 1976

Long Punt: 86, Kevin Stemke vs. Michigan State, 1999

Team Records

Rushing Attempts: 72 vs. Indiana, 1969; vs. Illinois, 1969

Yards Rushing: 548 vs. Wyoming, 1963; Pre-modern era: 563 vs. Lawrence, 1920

TDs Rushing: 7 vs. Missouri, 1974; vs. Northwestern, 1981; by Michigan, 1989; vs. Northwestern, 1993; vs. Eastern Michigan, 1994; vs. Indiana, 1999; by Indiana, 2001

Passing Attempts: 84 by Purdue, 1998; [54 vs. Iowa, 1983]

Completions: 55 by Purdue, 1998; [35 vs. Iowa, 1995]

Yards Passing: 494 by Purdue, 1998; [385 vs. Michigan State, 2003]

TDs Passing: 5 vs. Nevada, 1993; vs. Michigan State, 2003

Points: 63 by Indiana, 2001 [62 vs. New Mexico State, 1962; vs. Indiana, 1994]

Plays: 104 by Purdue, 1996 [97 vs. Iowa, 1969; vs. Illinois, 1969]

Yards Total Offense: 705 vs. Indiana, 1999

Best Opponent Performances

Yards Rushing: 377, Anthony Thompson, Indiana, 1989

Rushing Attempts: 52, Anthony Thompson, Indiana, 1989

TDs Rushing: 6, Levron Williams, Indiana, 2001

Longest Rush: 92, Butch Woolfolk, Michigan, 1979

Pass Attempts: 83, Drew Brees, Purdue, 1998

Pass Completions: 55, Drew Brees, Purdue, 1998

Yards Passing: 494, Drew Brees, Purdue, 1998

TDs Passing: 4, Tim Gonso, Indiana, 1969; Ed Smith, Michigan State, 1978; Mark Herrmann, Purdue, 1979; Craig Erickson, Miami, Fla., 1989; Kurt Kittner, Illinois, 2001; Gibran Hamdan, Indiana, 2002; Jon Beutjer, Illinois, 2002

Longest Pass: 89, Ricky Foggie to Melvin Anderson, Minnesota, 1985

Receptions: 18, Randall Lane, Purdue, 1998

COACHING RECORDS

Following are all-time Camp Randall Stadium records for Wisconsin's head coaches.

Coach	W-L-T	Pct.
Paul Withington	4-0-1	.950
George Little	8-2-0	.800
Ivy Williamson	25-7-2	.765
J.R. Richards	15-4-2	.762
Glenn Thistlethwaite	20-7-1	.732
William Juneau	9-4-1	.679
Barry Alvarez	62-31-3	.661
Clarence Spears	11-7-0	.611
Milt Bruhn	33-20-4	.596
John Jardine	27-19-2	.583
Dave McClain	29-21-1	.578
Jack Ryan	4-3-3	.550
Guy Lowman	2-2-0	.500
Harry Stuhldreher	29-31-4	.484
Jim Hilles	2-4-0	.333
Don Morton	6-13-0	.316
John Coatta	3-13-1	.206

Yards Receiving: 200, Bart Burrell, Purdue, 1980

TDs Receiving: 3, Jade Butcher, Indiana, 1969; Alan Dick, Indiana, 1971; Archie Gray, Wyoming, 1973

Yards Total Offense: 495, Drew Brees, Purdue, 1998

Field Goals: 5, Mike Bass, Illinois, 1982; Chris White, Illinois, 1984; John Langeloh, Michigan State, 1988

Longest Field Goal: 55, Paul Edinger, Michigan State, 1999

Interceptions: 4, Paul Beery, Purdue, 1976

Longest Punt Return: 93, Stephen Porter, Indiana, 1970

Longest Kickoff Return: 100, Rick Upchurch, Minnesota, 1974; Seth Smith, Michigan, 1994; Derin Graham, Indiana, 1998

Longest Fumble Return: 55, Bernard Clark, Miami, Fla., 1988; Jamaal Brimmer, UNLV, 2003

Miscellaneous Records

Most Starts In A Career*

No.	Player	Year
50	Chris McIntosh	1996-1999
50	Bill Ferrario	1997-2000
49	Dan Buening	2001-2004
48	Casey Rabach	1997-2000
48	Scott Starks	2001-2004
47	Mike Echols	1998-2001
46	Mike Thompson	1991-1994
45	John Favret	1997-2000
45	Ross Kolodziej	1997-2000
44	Jonathan Clinkscale	2001-2004
43	Darrell Bevell	1992-1995
43	Ron Dayne	1996-1999
42	Brooks Bollinger	1999-2002
42	Anttaj Hawthorne	2001-2004
41	Mike Versteegen	1991-1994
41	Bryan Jurewicz	1993-1996
41	Dave Costa	1997-2000
40	Anthony Davis	2001-2004
39	Lee Evans	1999-2003
39	Jim Leonhard	2001-2004
38	Cory Raymer	1991-1994
38	Mike Samuel	1995-1998
38	Jeff Mack	2000-2003

*Barry Alvarez-era players only

Pre-modern Era Superlatives

The NCAA recognizes official football statistics and records beginning with the 1946 season. The NCAA does not recognize marks set prior to the "modern era." Many great performances were turned in by Badgers prior to 1946, and some of those are listed below.

Game

Rushing Attempts: 37, Jerry Thompson vs. Iowa, 1944
 TDs Rushing: 4, Rowdy Elliott vs. Lawrence, 1920
 TDs Receiving: 3, Dave Schreiner vs. Marquette, 1942
 Points: 27, Rowdy Elliott vs. Lawrence, 1920
 Field Goals: 4, Pat O'Dea vs. Beloit, 1899
 Extra Point Attempts: 11, Eber Simpson vs. Lawrence, 1915; 8, Eber Simpson vs. Marquette, 1915
 Extra Points: 10, Eber Simpson vs. Lawrence, 1915; 8, Eber Simpson vs. Marquette, 1915
 Interception Yards: 110, Jack Wink vs. Great Lakes, 1942; 105, Coots Cunningham vs. Purdue, 1907

Season

Field Goals: 4, Pat O'Dea, 1899
 Interceptions: 6, Elroy Hirsch, 1942
 Interception Return Yards: 175, Jack Wink, 1942

Career

FGs: 32, Pat O'Dea, 1897-99
 Interception Return Yards: 196, Jack Wink, 1942, 1946-47

One-sided Decisions

Largest Wins

Opponent	Year	Score
Indiana	1999	59-0
New Mexico State	1962	69-13
Eastern Michigan	1994	56-0
Marquette	1957	60-6
Northwestern	1981	52-0
Marquette	1958	50-0
at Northwestern	1983	49-0
Indiana	1994	62-13
at Hawaii	1996	59-10
Illinois	1969	55-7
at San Jose State	1997	56-10
at Northwestern	1974	52-7
Ohio	1998	45-0
UNLV	1998	52-7

Largest Losses

Opponent	Year	Score
at Ohio State	1979	0-59
at Ohio State	1975	0-56
at Michigan	1977	0-56
at Ohio State	1969	7-62
at Michigan	1979	0-54
at Michigan State	1978	2-55
Illinois	1965	0-51
at Michigan	1987	0-49
Michigan	1988	14-62
Miami, Fla.	1989	3-51

Largest Pre-modern Era Wins

Opponent	Year	Score
UW-Whitewater	1890	106-0
Beloit	1903	87-0
Marquette	1915	85-0
Drake	1904	82-0
Lawrence	1915	82-0
Dixon	1898	76-0
Upper Iowa	1900	64-0
Hyde Park HS	1901	62-0
Lawrence	1920	60-0
Lawrence	1899	58-0
Notre Dame	1904	58-0
Arkansas	1912	64-7

WIN STREAKS

No.	Years	Ended by
17	1900-02	Michigan
11	1999-2000	Northwestern
9	1912-13	Purdue
9	1998	Michigan
9	2004	Michigan State
8	1894-95	Illinois
8	1897	UW Alumni
8	1920-21	Michigan
8	1951-52	Ohio State
7	1896	Northwestern
7	1961-62	Ohio State

SENIOR WIN PCT.

Following are the highest winning percentages by senior classes in Badger history.


2000 seniors: 76.0% (38-12)
 1999 seniors: 74.0% (37-13)
 2001 seniors: 71.4% (35-14)
 1996 seniors: 66.7% (30-14-4)
 1960 seniors: 66.2% (24-12-1)
 1961 seniors: 66.2% (24-12-1)
 1962 seniors: 65.8% (25-13)
 1998 seniors: 65.3% (31-16-2)
 1994 seniors: 63.0% (27-15-4)
 1995 seniors: 63.0% (28-16-2)
 2002 seniors: 62.7% (32-19)
 1963 seniors: 62.2% (23-14)

MOST BOWLS

Following are the senior classes who played in the most bowl games in school history.


1999 seniors: 4 (Copper, Outback, Rose, Rose)
 2000 seniors: 4 (Outback, Rose, Rose, Sun)
 2004 seniors: 3 (Alamo, Music City, Outback)
 2003 seniors: 3 (Sun, Alamo, Music City)
 2002 seniors: 3 (Rose, Sun, Alamo)
 2001 seniors: 3 (Rose, Rose, Sun)
 1998 seniors: 3 (Rose, Outback, Copper)
 1997 seniors: 3 (Outback, Copper, Hall of Fame)
 1996 seniors: 3 (Copper, Hall of Fame, Rose)
 1984 seniors: 3 (Hall of Fame, Independence, Garden State)

Retired Numbers



#40 Elroy Hirsch

Elroy Hirsch played only one season (1942) at UW, but he was one of the most beloved sports figures in school history. Hirsch, nicknamed "Crazylegs," rushed for 786 yards for Wisconsin's 8-1-1 team in 1942. He starred for nine years with the L.A. Rams and later served as UW's Director of Athletics (1969-87).



#35 Alan Ameche

Alan Ameche, the 1954 Heisman Trophy winner, was a three-time All-American and ended his career as the NCAA's all-time rushing leader. He led the Badgers to the 1953 Rose Bowl and rushed for 133 yards in that game. The four-time NFL Pro Bowl pick was inducted into the College Hall of Fame in 1975.



#83 Allan Shafer

The memory of former quarterback Allan Shafer is continued with the "Living Memorial" Scholarship that is given in his name. Shafer was fatally injured during the 1944 Wisconsin-Iowa game. Shafer is one of two Badgers (Jay Seiler is the other) to die from a football-related injury.



#80 Dave Schreiner

Dave Schreiner, the two-time All-America end, was named Western Conference Player of the Year in 1942. Schreiner lettered three years at the UW as an end, both on offense and defense. He is a member of the National Football Foundation and W Club Halls of Fame. He was voted to the UW's all-time team in 1969.

ALL-TIME TEAM

In conjunction with the centennial celebration of college football in 1969, Wisconsin fans selected the school's all-time team. The 11-man unit features 1954 Heisman Trophy winner Alan Ameche, who was voted "All-time Greatest Player."

ALAN AMECHE (1951-54): 1954 Heisman Trophy winner ... set NCAA career rushing mark (3,345)

KEN BOWMAN (1961-63): 10-year NFL career with Packers ... played in East-West Shrine Game

HOWARD "CUB" BUCK (1913-15): Labeled by some as the best lineman of his era ... consensus All-American

PAT HARDER (1941-42): Second pick in NFL draft ... MVP of *Chicago Tribune* College All-Star Game

ELROY "CRAZYLEGS" HIRSCH (1942): Set many receiving records with Rams ... eventually served as Badger A.D.

DAN LANPHEAR (1957-59): Madison native was a 1959 All-American before pro career with Oilers

ARLIE MUCKS, SR. (1914): All-American on gridiron and silver medalist at Olympics (discus)

PAT RICHTER (1960-62): Hall of Fame inductee both on field and in classroom ... former Badger A.D.

DAVE SCHREINER (1940-42): First two-time All-American ... three TD catches in one quarter still a school record

RON VANDER KELEN (1962): Passed for 401 yards vs. No. 1-ranked USC in the 1963 Rose Bowl

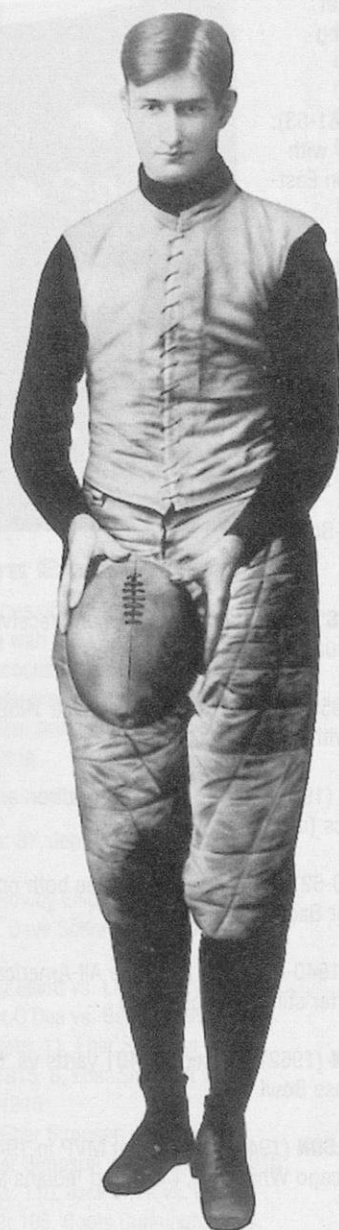
ROBERT "RED" WILSON (1946-49): Big Ten MVP in 1949 ... played baseball for the Chicago White Sox, Cleveland Indians and Detroit Tigers



College Football Hall of Fame

National Football Foundation College Hall of Fame

These seven former Badgers have received the highest honor the game of football affords. They have been inducted into the National Football Foundation Hall of Fame. They are the greats of the game and their achievements are documented at the College Football Hall of Fame in South Bend, Ind.




Pat O'Dea (elected in 1962), nicknamed "The Kangaroo Kicker," was a two-time All-America fullback and punter between 1896-99. He was also a two-time team captain.




Robert Butler (elected in 1972) was a three-year letterwinner at tackle and won all-league (1912-13) and All-America (1913) laurels.



Pat Harder (elected in 1993), an All-America fullback, was the Big Ten's scoring and rushing champion in 1941.




Dave Schreiner (elected in 1955), the two-time All-America end, was the Western Conference's MVP in 1942.



Pat Richter (elected in 1996) was a two-time All-America end and led the nation in receiving as a junior.



Marty Below (elected in 1988), a rugged right tackle, earned All-America praise as a senior.



Alan Ameche (elected in 1975) was the 1954 Heisman Trophy winner and a multi-year All-American in the classroom and on the field.

Heisman Trophy Winners

Ron Dayne

1999 HEISMAN TROPHY WINNER


TB, 5-10, 252, Berlin, N.J. (Overbrook High)

1999 Season By Game

Team (A.P. Rank)	Att.	Yards	Avg.	TDs	Lg
Murray State	20	135	6.8	3	26
Ball State	31	158	5.1	1	19
at Cincinnati	28	231	8.3	1	29
Michigan (#4)	22	88	4.0	1	34
at Ohio State (#12)	32	161	5.0	4	46
at Minnesota (#25)	25	80	3.2	1	16
Indiana	17	167	9.8	2	69
Michigan State (#11)	34	214	6.3	2	51
at Northwestern	35	162	4.6	2	24
at Purdue (#17)	32	222	6.9	1	41
Iowa	27	216	8.0	1	38
Stanford (#22)	34	200	5.9	1	64

Career Rushing Totals

Season	Att.	Yards	Avg.	TDs	Lg
1996 (freshman)	325	2,109	6.5	21	71
1997 (sophomore)	263	1,457	5.5	15	80
1998 (junior)	295	1,525	5.2	15	54
1999 (senior)	337	2,034	6.0	20	69
Totals	1,220	7,125	5.8	71	80



Alan Ameche

1954 HEISMAN TROPHY WINNER

FB, 6-0, 220, Kenosha, Wis. (Kenosha High)

1954 Season By Game

Team (A.P. Rank)	Att.	Yards	Avg.	TDs	Lg
Marquette	18	107	5.9	1	47
at Michigan State	17	127	7.5	1	29
Rice (#11)	21	90	4.3	2	19
Purdue (#5)	18	73	4.1	1	26
at Ohio State (#4)	16	42	2.6	0	9
at Iowa	26	117	4.5	1	22
Northwestern	17	59	3.5	1	20
at Illinois	0	0	0.0	0	0
Minnesota (#10)	13	26	2.0	2	4

Career Rushing Totals

Season	Att.	Yards	Avg.	TDs	Lg
1951 (freshman)	157	824	5.2	4	64
1952 (sophomore)	233	1,079	4.6	7	43
1953 (junior)	165	801	4.8	5	41
1954 (senior)	146	641	4.4	9	47
Totals	701	3,345	4.8	25	64



Camp Randall Stadium Facade

33 DAYNE

Dayne and Ameche honored at Camp Randall Stadium

The University of Wisconsin began a tradition in 1999 to honor outstanding achievement in Badger football history. The school has displayed the names of two of its greatest gridiron heroes — Ron Dayne and Alan Ameche — on the facade of the second deck at Camp Randall Stadium.


The tradition began during a special post-game ceremony on Nov. 13, 1999, when the Department of Athletics saluted the accomplishments of Dayne by putting his name on the upper deck facade. It was Dayne's last game in Camp Randall Stadium, a contest in which he became college football's all-time rushing leader.

Ameche became the second Badger honored when his name was added to the facade prior to the Badgers' game vs. Oregon on Sept. 9, 2000. The Kenosha, Wis., native was represented by his widow and son at the ceremony.

Additional names will be added to the facade as warranted.




(pictured from right): Alan Ameche's widow Yvonne, former teammate Jim Hammond, UW Director of Athletics Pat Richter and Ameche's son Brian honor the former Heisman Trophy winner during a pre-game ceremony vs. Oregon in 2000. Ameche's name was added to the facade (joining Ron Dayne) on the second deck at Camp Randall Stadium.



Ron Dayne prepares to address the Camp Randall Stadium crowd after seeing his name and number revealed on the stadium's facade following the Badgers' 41-3 victory over Iowa on Nov. 13, 1999. Dayne became Division I college football's career rushing leader that afternoon.

Wisconsin's Ron Dayne



Ron Dayne is the most decorated player in Wisconsin football history. He capped his remarkable career by winning the 1999 Heisman Trophy, as well as the Maxwell and Doak Walker Awards. Dayne became Division I football's career rushing leader in his final regular-season contest as a Badger.

Honors, awards and records were never the focus of Ron Dayne's career. "I just tried to do what I could to help the team win," is what the soft-spoken tailback repeated many times throughout his career. Helping the Badgers win may be Dayne's favorite personal legacy, but other witnesses to his career will forever marvel at his on-field accomplishments. Here's a look at some of his achievements:

- college football's most-decorated player after winning the 1999 Heisman Trophy, Maxwell and Doak Walker Awards.
- national player of the year by Associated Press, *Football News*, *The Sporting News* and Walter Camp.
- first player in college history to run for more than 7,000 career yards (bowl play included).
- college football's all-time leading rusher with 6,397 yards (no bowls). He bettered the old mark of 6,279 on a 31-yard run in his last game (vs. Iowa).
- three-time bowl game MVP (1996 Copper, 1999 Rose and 2000 Rose).
- first three-time Big Ten rushing champion.
- second nationally in rushing (by only 16 yards) as a senior despite sitting out six full quarters in large-margin wins.
- tied NCAA record for career 200-yard games (bowls not included) when he gained 216 yards vs. Iowa. Dayne, along with Marcus Allen (USC) and Ricky Williams (Texas), had 11 such games.
- Big Ten career leader in rushing and scoring.

- an average of 148.8 yards rushing per game (career) ranks fifth all-time in the NCAA.
- Big Ten offensive P.O.W. four times in 1999 (equaled the conference record).
- only player to lead the Big Ten in three categories (rushing, all-purpose yardage and scoring) during the 1999 season.
- recorded five games of at least 200 yards rushing in 1999, a national-best figure.
- had his name and number unveiled on the facade of Camp Randall Stadium after the Iowa game on Nov. 13, 1999.
- personally outrushed the opposing team 29 times in 43 career starts.
- joined Amos Lawrence (North Carolina), Tony Dorsett (Pitt) and Denvin Manns (New Mexico State) as the only players (at the time) in history to rush for more than 1,000 yards in four consecutive years.
- recorded 2,000-yard seasons as both a freshman and senior (counting bowl games).
- gained just over 50 percent of his career yardage after contact.
- landslide winner in the Heisman Trophy balloting. His 2,042 votes were the 10th-most of all time.
- honored with "Ron Dayne Days" as proclaimed by Governor Tommy Thompson, Madison Mayor Sue Bauman and Milwaukee Mayor John Norquist.

DAYNE'S CAREER

Year	Att.	Yds.	Avg.	TD
1996	325	2,109	6.5	21
1997	263	1,457	5.5	15
1998	295	1,525	5.2	15
1999	337	2,034	6.0	20
Career	1,220	7,125	5.8	71

1999 HONORS

- Heisman Trophy winner
- Maxwell Award winner
- Doak Walker Award winner
- A.P. Player of the Year
- Walter Camp Player of the Year
- *Football News* Player of the Year
- *The Sporting News* Player of the Year
- Big Ten Most Valuable Player
- First-team All-American by Associated Press, Walter Camp, American Football Coaches Association, Football Writers Association, *The Sporting News*, *Football News*, CNN/SI.com and CBS Sportsline

1999 HEISMAN TROPHY VOTING

1. Ron Dayne, Wisconsin	2,042
2. Joe Hamilton, Georgia Tech	994
3. Michael Vick, Virginia Tech	319
4. Drew Brees, Purdue	308
5. Chad Pennington, Marshall	247
6. Peter Warrick, Florida State	203
7. Shaun Alexander, Alabama	171
8. Thomas Jones, Virginia	140
9. LaVar Arrington, Penn State	54
10. Tim Rattay, Louisiana Tech	29

WHAT THEY SAID

Barry Alvarez, UW Head Coach:



"Ron really exemplified our program. I don't think there's a player that has ever meant more to a program. He's what our program is all about ... blue-collar, tough, hard-nosed. He doesn't do it the easy way, but he does what you have to do for wins."

Brian White, UW Assistant Coach:

"What will stick with me the longest is the smile he gives when talking about his daughter. That's when I knew what a special young man I was coaching. The fact that, at 19 years old, he didn't shirk the responsibility of fatherhood. He embraced it."


ABC's Tim Brandt:

(on Dayne's carry when he became college football's career rushing leader): "Open up the record books for Ron Dayne. He is the man of few words and many yards."



Ron Dayne (top) became college football's career rushing leader on this 31-yard carry vs. Iowa in 1999. Dayne (above left) gives his Heisman Trophy acceptance speech. Thousands of Badger fans (above right) hold up commemorative #33 towels during Dayne's last home game.

Major Awards



Jamar Fletcher poses with the Jim Thorpe Award, emblematic of the NCAA's best defensive back.

Heisman Trophy

Outstanding player in the U.S.

Alan Ameche, 1954	winner
Ron Dayne, 1999	winner

Maxwell Award

Outstanding college player

Ron Dayne, 1999	winner
-----------------	--------

Walter Camp Award

Outstanding college player

Alan Ameche, 1953	winner
Ron Dayne, 1999	winner

Doak Walker Award

Nation's best running back

Ron Dayne, 1998	finalist
Ron Dayne, 1999	winner
Anthony Davis, 2001	semi-finalist

Rimington Trophy

Nation's top center

Al Johnson, 2002	finalist
------------------	----------

Outland Trophy

Outstanding interior lineman

Aaron Gibson, 1998	finalist
Chris McIntosh, 1999	finalist

Rotary/Lombardi Award

Outstanding college lineman

Aaron Gibson, 1998	finalist
Wendell Bryant, 2000	semi-finalist
Wendell Bryant, 2001	semi-finalist
Erasmus James, 2004	finalist

Chuck Bednarik Award

College defensive player of the year

Erasmus James, 2004	finalist
---------------------	----------

Bronko Nagurski Trophy

Best defensive player in college football

Erasmus James, 2004	finalist
---------------------	----------

Ted Hendricks Award

Defensive end of the year

Erasmus James, 2004	finalist
---------------------	----------

Biletnikoff Award

Nation's top receiver

Lee Evans, 2001	finalist
-----------------	----------

Ray Guy Award

Nation's best collegiate punter

Kevin Stemke, 2000	winner
--------------------	--------

Lou Groza Award

Nation's top college placekicker

Matt Davenport, 1998	semi-finalist
Vitaly Pisetsky, 1999	finalist

Jim Thorpe Award

Nation's best defensive back

Troy Vincent, 1991	semi-finalist
Jamar Fletcher, 2000	winner
Jim Leonhard, 2004	semi-finalist

Mosi Tatupu Award

Nation's top special teams player

Vitaly Pisetsky, 1999	finalist
Nick Davis, 1999	semi-finalist
Nick Davis, 2001	finalist

Ronnie Lott Award

Defensive player of the year who has the biggest impact both on and off the field

Jim Leonhard, 2004	finalist
--------------------	----------

Football News Player of the Year

Tom Burke, 1998	semi-finalist
Ron Dayne, 1998	semi-finalist
Ron Dayne, 1999	winner
Michael Bennett, 2000	semi-finalist
Wendell Bryant, 2001	semi-finalist
Lee Evans, 2001	semi-finalist

The Sporting News Player of the Year

Ron Dayne, 1999	winner
-----------------	--------

Associated Press Player of the Year

Ron Dayne, 1999	winner
-----------------	--------



Kevin Stemke won the inaugural Ray Guy Award, given to the nation's top punter.

Bobby Dodd Foundation National Coach of the Year

Barry Alvarez, 1993	winner
Barry Alvarez, 1999	semi-finalist

AFCA Coach of the Year

Barry Alvarez, 1993	winner
Barry Alvarez, 1998	semi-finalist
Barry Alvarez, 1999	semi-finalist

Columbus Touchdown Club Player of the Year

Brent Moss, 1993 (top running back)
 Ron Dayne, 1999 (top running back)
 Chris McIntosh, 1999 (top lineman)
 Jamar Fletcher, 2000 (top cornerback)
 Anthony Davis, 2001 (top freshman)
 Erasmus James, 2004 (top defensive lineman)

HEISMAN TROPHY

The Heisman Trophy is presented by the Downtown Athletic Club of New York to the outstanding college football player in the U.S. These are Wisconsin's top 10 finishers:

1938	Howard Weiss, 6th
1942	Dave Schreiner, 10th
1953	Alan Ameche, 6th
1954	Alan Ameche, winner
1959	Dale Hackbart, 7th
1962	Pat Richter, 6th
1962	Ron Vander Kelen, 9th
1999	Ron Dayne, winner

Major Awards

■ BIG TEN HONORS

The Silver Football

(Big Ten Most Valuable Player)

Howard Weiss, 1938
 Dave Schreiner, 1942
 Robert Wilson, 1949
 Alan Ameche, 1954
 Ron Vander Kelen, 1962
 Brent Moss, 1993
 Ron Dayne, 1999

Big Ten Coach of the Year

Barry Alvarez, 1993
 Barry Alvarez, 1998

Big Ten Player of the Year

Troy Vincent, 1991 (co-def.)
 Brent Moss, 1993 (off.)
 Tom Burke, 1998 (def.)
 Ron Dayne, 1999 (off.)
 Jamar Fletcher, 2000 (def.)
 Erasmus James, 2004 (def.)

Big Ten Lineman of the Year


Jeff Dellenbach, 1984 (off.)
 Tom Burke, 1998 (def.)
 Chris McIntosh, 1999 (off.)
 Wendell Bryant, 2000 (co-def.)
 Wendell Bryant, 2001 (def.)
 Erasmus James, 2004 (def.)

Big Ten Rookie of the Year

Tony Lowery, 1987
 Ron Dayne, 1996
 Brooks Bollinger, 1999
 Anthony Davis, 2001



ESPN's Ron Jaworski presents Ron Dayne with the 1999 Maxwell Award at the Home Depot/ESPN College Football Awards Show in Orlando.




Tackle Aaron Gibson was a finalist for the 1998 Lombardi Award.




Vitaly Pisetsky (second from right) was one of three players invited to the '99 Lou Groza Award festivities.



Jamar Fletcher was the Big Ten's Defensive Player of the Year in 2000.



Barry Alvarez (left) was national coach of the year by the Bobby Dodd Foundation and the AFCA in 1993. Brooks Bollinger (right) was the 1999 Big Ten Freshman of the Year.



First-Team All-Americans



**Robert "Butts"
Butler
Tackle, 1912**

Was a consensus All-American...named first-team All-Big Ten in both 1912 and 1913...played on the 1912 team which was

undefeated and won the Big Ten championship (the 1912 defensive unit registered four shutouts and allowed only 29 points)...went on to play professionally with the Canton Bulldogs...in 1972, was inducted into the College Football Hall of Fame



**Ray "Tubby"
Keeler
Guard, 1913**

Consensus All-American...first-team All-Big Ten in 1912 and 1913



**Arlie Mucks
Guard, 1914**

Was also a track star at the UW...undefeated in college career in the discus and shot put...competed in the 1912 Olympic Games in Stockholm, Sweden

and placed second in the discus...became a Big Ten football official following his playing days



**Howard "Cub"
Buck
Tackle, 1915**

Was a consensus All-American...captain of the 1915 Badger team...named first-team All-Big Ten in both 1914 and

1915...played for the Canton Bulldogs from 1915-19 and the Green Bay Packers from 1921-25...member of the Green Bay Packers' Hall of Fame...was the head coach at Lawrence College in 1924-25 and at the University of Miami from 1926-28



**Paul Meyers
End, 1919**

Consensus all-American...first-team All-Big Ten in 1916 and 1919



**George Bunge
Center, 1920**

A two-time All-American at center, he earned first-team honors in 1920



**Frank Weston
End, 1920**

First-team All-Big Ten in 1919 and 1920...captain of 1920 squad which went 6-1...also played basketball for the Badgers...served on the Wisconsin Athletic

Board from 1948-63



**Ralph Scott
Tackle, 1920**

Consensus All-American...played for Chicago Bears, 1921-25



**Marty Below
Tackle, 1923**

Consensus All-American...Badger captain in 1923...first-team All-Big Ten in 1922 and 1923...Red Grange called him "the greatest lineman I ever played

against"...elected in 1988 to the College Football Hall of Fame



**Milo Lubratovich
Tackle, 1930**

Consensus All-American...was named first-team All-Big Ten in 1930...missed the 1929 season with a broken leg...played in the 1930 East-West Shrine

Game...played with the Brooklyn Dodgers from 1931-35



**Howard Weiss
Fullback, 1938**

Given the "Silver Football" for being the Big Ten MVP in 1938...Badger co-captain...first-team All-Big Ten in 1938...also played linebacker for

UW...played professionally for the Detroit Lions from 1939-40



**Dave Schreiner
End, 1941-42**

Was a consensus All-American in 1942...also in 1942, was awarded the "Silver Football" as Big Ten MVP...named first-team All-Big Ten in 1941 and 1942...Badger

captain in 1942...first Badger ever to catch three touchdowns in one quarter in a win over Marquette in 1942...his number 80 was retired by the university...was inducted into the College Football Hall of Fame in 1955...was killed in 1945 in World War II



**Pat Harder
Fullback, 1942**

Was the Big Ten's scoring and rushing champion in 1941...named first-team All-Big Ten in 1941 and 1942...was MVP of the 1943

College All-Star Game,

scoring two touchdowns in the game...was inducted into the College Football Hall of Fame in 1993...drafted second overall by the Chicago Cardinals in 1944, the highest UW draft pick in history...went on to a very successful NFL career with the Cardinals from 1946-50 and the Detroit Lions from 1951-53...led the NFL in scoring in 1947 and 1948, and

was the co-leader in 1949...finished career with 33 TDs and 3,016 yards rushing...member of the Lions' 1952 NFL championship team...a 1953 Pro Bowler...after playing days, became an NFL referee



**Earl Girard
Quarterback,
1944**

A versatile player, with the ability to run and pass, while also a punter and a safety on defense...was only 17 years old in the 1944 season...set a Big Ten and NCAA record with two punt return touchdowns in a game against Iowa in 1947...drafted in 1948 in the first round by the Green Bay Packers...played for the Packers from 1948-51, the Detroit Lions from 1952-56 and the Pittsburgh Steelers in 1957



**Ed Withers
Defensive Back,
1950-51**

Had eight career interceptions for the Badgers...All-Big Ten defensive back in 1951...in a 1950 game at Iowa, he intercepted three passes for 103 yards returned



**Hal Faverty
Defensive End,
1951**

Starred on the top defensive unit in the country in 1951...was a defensive specialist and one of the top line-backers in the nation...twice was named United Press Lineman of the Week...earned all-conference honors as a senior in 1951...played in the 1951 East-West Shrine Game...played professionally for the Green Bay Packers in 1952



**Pat O'Donahue
End, 1951**

Member of the famed "Hard Rocks" defensive unit, which was the best in the nation in 1951, setting school records for least points, rushing yards and total yards allowed per game...was an All-Big Ten defensive end in 1951...played in the 1951 Blue-Gray Game and was a member of the 1952 College All-Star team...played

for the San Francisco 49ers in 1952 and the Green Bay Packers in 1955



**Dave Suminski
Tackle, 1952**

Played offensive and defensive tackle for the Badgers...blocked for standout running back Alan Ameche, who led the Big Ten in rushing in 1951...member of

the 1952 Big Ten Championship team...played for the Washington Redskins in 1953...became an all-pro in the CFL from 1957-59, playing for the Hamilton Tiger Cats



**Don Voss
End, 1952**

Member of famed "Hard Rocks", top-defensive unit in the country in 1951, allowing only 6.6 points per game, 66.8 rushing yards a game, 154.8

total yards per game...played in the 1952 Rose Bowl...member of 1952 Big Ten Championship team...was also a track All-American in 1952...could not play professionally due to a career-ending knee injury



**Alan Ameche
Fullback, 1952-53-54**

Wisconsin's first Heisman Trophy winner in 1954...was a consensus All-American in 1954...named the Big Ten MVP in

1954...won the Walter Camp Award in 1953 as outstanding college player of the year...led the Badgers to the 1953 Rose Bowl and rushed for 133 yards in the game...was the Big Ten rushing champion in 1951 and 1952...had the first 1,000 yard season by a Badger in 1952 as a sophomore... named first-team All-Big Ten in 1952, 1953, and 1954...set the NCAA career rushing mark of 3,345 yards...inducted into the College Football Hall of Fame in 1975...was the second overall pick in the 1955 draft by the Baltimore Colts, which is tied for the highest UW player selected...played for the Colts from 1955-60...participated in four NFL Pro Bowls...scored the winning touchdown in the Colts 23-17 overtime win over the Giants in the 1958 NFL title game



**Dan Lanphear
Tackle, 1959**

Played left tackle for the UW...played for the Houston Oilers in 1960 and 1962...his father, George, was a star lineman for the Badgers in the

1930s...named first-team All-Big Ten in 1959



**Pat Richter
End, 1961-62**

Was a consensus All-American in 1962...led the nation in receiving as a junior in 1961... was a captain in 1962...led team in

receiving from 1960-62 and the Big Ten in receiving in 1961 and 1962...named first-team All-Big Ten in 1961 and 1962...led the Badgers with 163 yards and 11 receptions in the 1963 Rose Bowl...also lettered in basketball and baseball at the UW...played for the Washington Redskins from 1963-70 after being a first-round draft selection in 1963



**Dennis Lick
Tackle,
1974-75**

A consensus All-American in 1975...was first-team All-Big Ten in 1974 and 1975...played in the 1976 Hula Bowl, 1975 East-West Shrine

Game and 1976 Japan Bowl...drafted eighth overall in 1976 by the Chicago Bears...played for the Bears from 1976-81



**Ray Snell
Tackle, 1979**

Badger captain in 1979...first-team All-Big Ten in 1979... played in the 1979 Senior Bowl All-Star Game and the Hula Bowl in 1980...selected in the

first round of the NFL draft by the Tampa Bay Buccaneers in 1980...played for the Buccaneers from 1980-83 and the Pittsburgh Steelers from 1984-85



Matt VandenBoom
Defensive Back, 1981

Named first-team All-Big Ten in 1981-82... Badger captain in 1982...member of the UW team that won the

1982 Independence Bowl, 14-3 over Kansas State (had an interception in the game)...in 1981 was the Big Ten co-leader with six interceptions...had three interceptions in 1981 season opener, a 21-14 win over top-ranked Michigan



Tim Krumrie
Nose Guard, 1981-82

Consensus All-American in 1981...named first-team All-Big Ten in 1980, 1981 and 1982... was a captain of the


1982 Badgers...holds the school records for most solo tackles in a career with 276 and most career tackles by a defensive lineman with 444...started all 46 games in his Badger career...was named the defensive MVP of the 1982 Independence Bowl win over Kansas State (UW defense allowed KSU only three points and two yards per carry)...named the national "Player of the Week" by the Associated Press as the Badgers upset No. 1 rated Michigan 21-14 to open 1981 season...also a member of the UW wrestling team (placed fifth in the Big Ten in 1980)...played professionally for the Cincinnati Bengals from 1983-94...took part in the 1988 and 1989 Pro Bowls



Richard Johnson
Defensive Back, 1984

First-team All-Big Ten in 1984...had a school-record six blocked kicks in 1984, giving him nine in his career...also in 1984, had seven

passes defended, four tackles-for-loss, and three interceptions...drafted 11th overall by the Houston Oilers in 1985 and played for them from 1985-92



Paul Gruber
Tackle, 1987

A captain in 1987...named first-team All-Big Ten after the 1987 season...drafted fourth overall by the Tampa Bay Buccaneers in 1988...had a success-

ful career with the Buccaneers from 1988-99, playing in three Pro Bowls (1989, 1990 and 1992)



Troy Vincent
Defensive Back, 1991

Was first-team All-Big Ten in 1991 and was also named the Big Ten co-Defensive Player of the Year...a 1991


Badger captain...semi-finalist for the Thorpe Award given to the top defensive back in the nation...drafted seventh overall in 1992 by the Miami Dolphins...played for the Dolphins from 1992-95, the Philadelphia Eagles from 1996-03 and the Buffalo Bills from 2004-present...five-time Pro Bowl selection (2000, '01, '02, '03, '04) ... was named NFL Man of the Year for the 2002 season



Cory Raymer
Center, 1994

Consensus All-American...first-team All-Big Ten in 1993 and 1994...was center during the Badgers' 1993 Big Ten Championship and 1994 Rose Bowl

win in which UW amassed 250 rushing yards per game...has played for Washington and San Diego



Tarek Saleh
Defensive End, 1996

A Badger captain in 1996...first-team All-Big Ten in 1995 and 1996...holds the school record with 58 career tackles-for-loss...was

the 1996 Copper Bowl Defensive MVP with six tackles, one pass defended and a blocked field goal...played in the NFL for the Carolina Panthers and Cleveland Browns



Ron Dayne
Running Back, 1997-98-99

1999 Heisman Trophy winner...a consensus All-American in 1999...holds NCAA record with 6,397 rushing yards...was given

the Maxwell Award, Walter Camp Award and Doak Walker Award following the 1999 season...given player of the year honors by both the Associated Press and *The Sporting News*...1999 Big Ten MVP...first-team All-Big Ten in 1996, 1998 and 1999...averaged 169.5 yards a game in the 1999 season...a Badger captain in 1999...member of two Big Ten championship teams (1998 and 1999)...was the MVP in both the 1999 and 2000 Rose Bowl games (amassed 446 yards and five touchdowns in those two Badger victories)...1996 Copper Bowl MVP...Big Ten Rookie of the Year in 1996...drafted 11th overall by the New York Giants in 2000 and now plays for the Denver Broncos...member of the Giants' team that went to Super Bowl XXXV



Aaron Gibson
Tackle, 1998

Consensus All-American...finalist for both the Lombardi Award and Outland Trophy following the 1998 season...first-team All-Big Ten in


1998...member of Badgers' 1998 Big Ten Championship team that won the 1999 Rose Bowl...drafted in the first round by the Detroit Lions in 1999...has played for Detroit, Dallas and Chicago



Tom Burke
Defensive End, 1998

Consensus All-American in 1998...led the nation in 1998 with 22 sacks...was the Big Ten Defensive Player of the Year, with

school-record 22 sacks and 31 tackles-for-loss...first-team All-Big Ten in 1998...member of Badgers' 1998 Big Ten championship team that won the 1999 Rose Bowl...played for the Arizona Cardinals



**Jamar Fletcher
Defensive Back,
1999-2000**

Consensus All-American in 2000...2000 Jim Thorpe Award winner, given to the best defensive back in the nation...Big Ten

Defensive Player of the Year in 2000...in a 2000 game against Oregon, had career-best three interceptions, including the game-clincher...first-team All-Big Ten in 1999 and 2000...had a Big Ten record five interception returns for touchdowns in his three-year career, including one in the 1999 Rose Bowl...his 21 career interceptions are school record...led the nation in 1998 with seven interceptions...starter on UW's 1998 and 1999 Big Ten championship teams...has played for the Miami Dolphins and San Diego Chargers



**Chris McIntosh
Tackle, 1999**

Consensus All-American...finalist for the Outland Trophy, given to the nation's outstanding interior lineman...a 1999


Badger captain...first-team All-Big Ten in 1999...part of offensive line that helped lead the 1999 Badgers to school-record 3,305 rushing yards...drafted 22nd overall by the Seattle Seahawks in 2000



**Kevin Stemke
Punter, 2000**

Ray Guy Award winner in 2000, given to the nation's top punter...in 2000 he averaged school-record 44.5 yards per punt...led the Big Ten in punting in

1998 and 2000...earned first-team All-Big Ten honors in 1998 and 2000...holds UW career records in punting average with 43.5 yards per kick and 10,660 punting yards



**Wendell Bryant
Defensive Tackle,
2001**

Two-time Big Ten defensive lineman of the year in 2000 and 2001...a Badger captain in 2001...2000 and 2001 Lombardi Award

semi-finalist...ranks fifth in UW history with 24 sacks...led the Badgers with eight


sacks in the 2001 season...in a 2001 game at Penn State, he had five sacks for 32 yards lost...in the 1999 Rose Bowl, he sacked UCLA quarterback Cade McNown to clinch a Badger victory...now plays for Arizona Cardinals



**Lee Evans
Wide Receiver,
2001**

One of three finalists for the 2001 Biletnikoff Award, given to the nation's top wide receiver...broke the Big Ten record for most

receiving yards in a season with 1,545...averaged 128.8 yards per game in 2001, ranking him fourth nationally...his 2001 receiving yardage total was the 15th-highest in NCAA history...in only three years, eclipsed the UW record with 2,255 career receiving yards...in 2001, he set school single-season records for receptions (75), touchdown receptions with nine (tied the record) and 100-yard receiving games (eight)...first Badger to lead the Big Ten in receiving since 1963...2004 first-round draft choice of the Buffalo Bills ... No. 2 on all-time Big Ten receiving yardage list and UW career record-holder for receptions, receiving yards and receiving TDs



**Jim Leonhard
Defensive Back,
2002-03-04**

First-team All-American according to CNN/SI.com (2002), ESPN.com (2003) and *Pro Football Weekly* (2004) ... three-time

first-team All-Big Ten ... named team's special teams player of the year twice ... led nation with Big Ten record-tying 11 interceptions in 2002 and led Big Ten in interceptions in 2003 ... his 21 interceptions are tied with Jamar Fletcher for most all-time at UW and are tied for fourth-most in Big Ten history ... led Big Ten (and ranked 10th nationally) with school record-tying 25 pass breakups in 2002 ... 50 passes defended rank fourth in school history ... broke school punt return yardage record in both 2002 and 2003 ... Big Ten's career leader in punt return yardage with 1,347 ... a 2003 CoSIDA second-team Academic All-American and two-time Academic All-Big Ten selection ... 2004 CoSIDA first-team Academic All-American



**Erasmus James
Defensive End,
2004**

First-team All-American according to the Associated Press, FWAA, Walter Camp, AFCA, ESPN.com and College-footballnews.com ...

finalist for the Nagurski, Bednarik, Lombardi and Hendricks Awards ... named national defensive lineman of the year by the Touchdown Club of Columbus, Ohio ... consensus first-team All-Big Ten ... named Big Ten Defensive Player of the Year and Big Ten Defensive Lineman of the Year ... led team with eight QB sacks and tied for team lead with 11.5 TFLs ... twice named Big Ten Defensive Player of the Week in 2004 ... winner of UW's Jay Seiler Coaches Appreciation Award ... selected in the first round of the 2005 NFL Draft by the Minnesota Vikings

**■ CONSENSUS
ALL-AMERICANS**

Current teams used in designating consensus All-Americans are: Associated Press, American Football Coaches Association, the Football Writers Association of America, Walter Camp Foundation, *Football News* and *The Sporting News*. In previous years, different combinations of agencies and magazines have been used to select consensus All-Americans.

1912	Robert "Butts" Butler, T
1913	Ray "Tubby" Keeler, G
1915	Howard "Cub" Buck, T
1919	Charles Carpenter, C
1920	Ralph Scott, T
1923	Marty Below, T
1930	Milo Lubratovich, T
1942	Dave Schreiner, E
1954	Alan Ameche, FB
1959	Dan Lanphear, T
1962	Pat Richter, E
1975	Dennis Lick, T
1981	Tim Krumrie, DL
1994	Cory Raymer, C
1998	Aaron Gibson, T
	Tom Burke, DE
1999	Ron Dayne, TB
	Chris McIntosh, T
2000	Jamar Fletcher, CB
2004	Erasmus James, DE

All-Americans

This list includes all Badgers who made first-, second- or third-team All-America squads. The legend below includes abbreviations for the selecting organizations.

AAB — All-American Board; ABC — ABC Sports Online; AFCA — American Football Coaches Association; A-P — All-Players; AP — Associated Press; A-S — All-Sports; AW — Athletic World; C — Collier's (picked by WC); CFN — Collegefootballnews.com; CNN/SI — Cable News Network/Sports Illustrated; CP — Consolidated Press; C.P. — Central Press; CPN — College & Pro Football Newsweekly; CS — College Sports; CW — Caspar Whitney; ESPN — espn.com; FM — Frank Menke; F-M — Fox-Movietone; FN — Football News; FW — Football World; FWA — Football Writers' Association; GR — Gridiron Record; G-R — Grantland Rice; H — Hearst; INS — International News Service; L — Look; NEA — Newspaper Enterprise Association; NANA — North American Newspaper Alliance; R — Rivals.com; S-H — Scripps-Howard; TSN — The Sporting News; UP — United Press; UPI — United Press International; WC — Walter Camp; WE — Walter Eckersall

1898: Pat O'Dea, FB (C 2nd; CW 2nd)

1899: Pat O'Dea, FB (C 3rd)

1901: Art Curtis, T (CW 2nd); Norsky Larson, HB (CW 2nd)

1902: Arne Lerum, G (C 3rd)

1903: Wilson Berthke, G (C 3rd)

1905: Wilson Berthke, G (C 3rd); Albion Findlay, HB (C 3rd)

1908: John Messmer, G (C 2nd)

1910: Jimmy Dean, E (C 3rd)

1911: Al Buser, T (C 3rd)

1912: Robert Butler, T (C 1st); Joe Hoeffel, E (C 2nd)

1913: Robert Butler, T (C 2nd); Ray Keeler, G (INS/FM 1st)

1914: Howard Buck, T (WE 2nd); Arlie Mucks, G (INS/FM 1st); Ray Keeler, G (INS/FM 2nd)

1915: Howard Buck, T (NEA 1st; WE 1st; INS/FM 1st; C 2nd)

1916: Charles Carpenter, C (WE 3rd); Paul Meyers, E (WE 3rd); Howard Hancock, G (FM 2nd)

1917: W.M. Kelley, E (C 3rd)

1919: Frank Weston, E (C 2nd); Paul Meyers, E (WE 1st); Charles Carpenter, C (FM 1st)

1920: Frank Weston, E (FM 1st; WE 2nd; CP 2nd; INS 3rd); Ralph Scott, T (C 1st); George Bunge, C (CP 1st)

1921: George Bunge, C (INS 3rd); Alvah Elliott, B (WE 2nd; INS 3rd); R.H. Brumm, T (CP 2nd); Jimmy Brader, T (FW 3rd)

1922: Marty Below, T (WE 2nd; C 3rd); Gus Tebell, E (WE 3rd); Rollie Williams, B (WE 3rd)

1923: Marty Below, T (INS 1st; AW 1st; WE 1st; CP 2nd); Adolph Bieberstein, G (WE 3rd); Merrill Taft, FB (CP 2nd)

1924: Adolph Bieberstein, G (A-S 3rd)

1925: R.J. Stipek, G (CP 2nd; C 3rd); Doyle Harmon, HB (WE 3rd)

1928: Rube Wagner, T (WE 3rd; NANA 3rd)

1930: Milo Lubratovich, T (NEA 1st; UP 1st; H 1st; C.P. 1st; NANA 2nd; INS 2nd; N.Y. Sun 2nd; CP 2nd; AP 3rd; S-H 3rd)

1931: Greg Kabat, G (AP 3rd; C.P. 3rd)

1932: Mario Pacetti, T (INS 3rd); Greg Kabat, G (H 3rd)

1938: Howard Weiss, FB (INS 1st; UP 2nd; H 2nd; N.Y. Sun 2nd; NEA 2nd; AP 3rd; World-Telegram 3rd)

1940: George Paskvan, FB (AP 2nd; A-P 3rd)

1941: Dave Schreiner, E (AP 1st; A-P 2nd; N.Y. Sun 2nd; H 2nd)

1942: Dave Schreiner, E (UP 1st; TSN 1st; INS 1st; AP 1st; NEA 1st; N.Y. News 1st; C.P. 1st; C 1st; A-P 1st; G-R 1st; H 1st; AAB 1st; N.Y. Sun 1st; L 1st); Pat Harder, FB (AAB 1st; UP 2nd; TSN 2nd; INS 2nd; NEA 2nd; N.Y. Sun 2nd; AP 3rd); Elroy Hirsch, B (L 3rd)

1944: Earl Girard, QB (L 1st)

1949: Robert Wilson, C (C.P. 2nd; AP 3rd; G-R 3rd; A-P 3rd)

1950: Ed Withers, DB (L 1st)

1951: Hal Faverty, DE (INS 1st; GR 2nd; A-P 2nd); Pat O'Donahue, E (AP 1st; NEA 1st; L 1st); Deral Teteak, LB (A-P 2nd); Ed Withers, DB (GR 1st)

1952: Dave Suminski, T (AP 1st); Don Voss, E (L 1st); Alan Ameche, FB (M-N 1st; GR 1st; Athletic Publications 1st)

1953: Alan Ameche, FB (L 1st; FWA 1st; NEA 1st; Paramount News 1st; GR 1st; UP 2nd; INS 2nd; AP 3rd; A-P 2nd)

1954: Alan Ameche, FB (AP 1st; UP 1st; L 1st; FWA 1st; C 1st; NEA 1st; TSN 1st; WC 1st; INS 1st; Paramount News 1st; AP 1st; AAB 1st; C.P. 1st; Boston Amer. 1st; Athletic Publications 1st; N.Y. Metro Newspapers 1st; Pitts Smith News 1st; GR 1st; Jet 1st)

1959: Dan Lanphear, T (AP 1st; UP 1st; NEA 1st; TSN 1st; L 1st; AFCA 1st)

1961: Pat Richter, E (UPI 1st; ABC 1st)

1962: Pat Richter, E (AP 1st; UPI 1st; N.Y. Daily News 1st; TSN 1st; AFCA 1st; FWA 1st; CBS 1st; F-M 1st; Boston Record 1st)

1968: Ken Criter, LB (AP 3rd)

1974: Billy Marek, RB (AP 2nd; UPI 2nd); Dennis Lick, T (FN 1st)

1975: Dennis Lick, T (UPI 1st; AFCA 1st; NEA 1st; TSN 1st; Time 1st; WC 1st)

1978: Lawrence Johnson (TSN 1st)

1979: Ray Snell, T (TSN 1st; UPI 2nd)

1981: Tim Krumrie, NG (AP 1st; UPI 1st; WC 1st; FN 1st; NEA 2nd); Matt VandenBoom, DB (UPI 1st)

1982: Tim Krumrie, NG (WC 1st)

1984: Richard Johnson, DB (FWA 1st; TSN 2nd); Jeff Dellenbach, T (AP 3rd); Al Toon, E (FN 3rd)

1987: Paul Gruber, T (TSN 1st; UPI 2nd)

1991: Troy Vincent, DB (FN 1st; TSN 1st; UPI 1st; FWA 1st; AP 2nd)

1993: Brent Moss, TB (AP 2nd; UPI 2nd; CPN 2nd); Joe Panos, T (AP 2nd); Lamark Shackerford, NG (UPI 2nd; AP 3rd)

1994: Cory Raymer, C (AP 1st; UPI 1st; AFCA 1st; WC 1st; FN 1st; CS 1st; TSN 1st)

1995: Tarek Saleh, DE (FN 2nd)

1996: Tarek Saleh, DE (FN 1st); Ron Dayne, TB (AP 3rd); Jerry Wunsch, T (AP 3rd; FN 2nd)

1997: Ron Dayne, TB (FN 1st)

1998: Tom Burke, DE (WC 1st; FWA 1st; AFCA 1st; AP 1st; FN 1st; TSN 1st); Ron Dayne, TB (WC 1st); Aaron Gibson, T (WC 1st; FWA 1st; AFCA 1st; AP 1st; FN 1st; TSN 2nd)

1999: Nick Davis, WR (TSN 3rd); Ron Dayne, TB (WC 1st; AFCA 1st; FWA 1st; FN 1st; TSN 1st; CNN/SI 1st; CBS Sportsline 1st); Jamar Fletcher, CB (FN 1st; TSN 1st; CNN/SI 1st; CBS Sportsline 2nd; WC 2nd); Chris McIntosh, LT (WC 1st; AFCA 1st; FWA 1st; FN 1st; TSN 1st; CNN/SI 1st; CBS Sportsline 1st); Casey Rabach, C (CBS Sportsline 2nd)

2000: Jamar Fletcher, DB (AFCA 1st; WC 1st; FN 1st; FWA 1st; AP 1st; R 1st; CNN/SI 1st; TSN 2nd); Casey Rabach, C/RG (WC 2nd; AP 2nd); Kevin Stemke, P (CNN/SI 1st; AP 2nd; TSN 2nd; FN 2nd)

2001: Wendell Bryant, DT (AFCA 1st; FN 1st; ABC 1st; CNN/SI 1st; CFN 1st; AP 2nd, TSN 2nd); Lee Evans, WR (FN 1st; ABC 1st; CFN 1st; AP 2nd, TSN 2nd)

2002: Al Johnson, C (TSN 3rd); Jim Leonhard, DB (CNN/SI 1st; WC 2nd; AP 3rd)

2003: Jim Leonhard, DB (ESPN 1st); Lee Evans, WR (CFN 2nd)

2004: Erasmus James (AP 1st, FWA 1st, WC 1st, AFCA 1st, ESPN 1st, CFN 1st, CNN/SI 1st, CPN 1st); Dan Buenning (CPN 1st, AP 2nd, TSN 2nd); Jim Leonhard (CPN 1st, WC 2nd)

First-team All-Big Ten

1906	Ewald Stiehm, center		Dave Suminski, tackle		Al Toon, wide receiver
1907	John Messmer, guard	1953	Alan Ameche, fullback	1985	Bob Landsee, guard
1908	John Messmer, guard	1954	Alan Ameche, fullback	1986	Nate Odomes, defensive back
	Harlan Rogers, end		Gary Messner, guard		Michael Reid, linebacker
	Oscar Ostoff, tackle	1958	Jerry Stalcup, guard	1987	Paul Gruber, tackle
	Jack Wilce, fullback		Dick Teteak, center	1990	Don Davey, defensive tackle
1909	James Dean, end	1959	Dale Hackbart, quarterback	1991	Troy Vincent, cornerback
	Bill Mackmiller, guard		Dan Lanphear, tackle	1992	Chuck Belin, guard
1910	James Dean, end		Jerry Stalcup, guard		Gary Casper, linebacker
1911	R.E. Branstad, tackle	1961	Pat Richter, end		Lamark Shackerford, noseguard
	A.L. Buser, tackle	1962	Pat Richter, end		Rich Thompson, kicker
	Ed Hoeffel, end		Ron Vander Kelen, quarterback	1993	Darrell Bevell, quarterback
	John Moll, quarterback	1963	Louis Holland, halfback		Jeff Messenger, safety
	H.S. Ofstie, end	1966	Bob Richter, linebacker		Brent Moss, running back
	Al Tandberg, fullback	1967	Ken Criter, linebacker		Joe Panos, tackle
1912	Robert Butler, tackle		Tom Domres, tackle		Cory Raymer, center
	Max Gelein, guard	1968	Ken Criter, linebacker		Michael Roan, tight end
	Edmund Gillette, quarterback	1970	Bill Gregory, defensive end		Joe Rudolph, guard
	Ed Hoeffel, end		Chuck Winfrey, linebacker		Lamark Shackerford, noseguard
	Ray Keeler, guard	1971	Rufus Ferguson, running back	1994	Jeff Messenger, safety
	H.S. Ofstie, end		Larry Mialik, tight end		Cory Raymer, center
	Edward Samp, tackle	1972	Rufus Ferguson, running back		Joe Rudolph, guard
	Al Tandberg, fullback		Dave Lokanc, linebacker		Mike Thompson, defensive tackle
	John VanRiper, halfback	1973	Billy Marek, running back		Mike Verstegen, tackle
1913	Robert Butler, tackle		Mike Webster, center	1995	Tarek Saleh, defensive end
	Ray Keeler, guard	1974	Dennis Lick, tackle	1996	Ron Dayne, running back
1914	Howard Buck, tackle		Billy Marek, running back		Pete Monty, linebacker
1915	Dow Beyers, halfback		Jack Novak, end		Tarek Saleh, defensive end
	Howard Buck, tackle	1975	Dennis Lick, tackle		Jamie Vanderveldt, guard
1916	Paul Meyers, end		Billy Marek, running back	1997	Matt Davenport, kicker
1917	W.M. Kelly, end		Terry Stieve, tackle	1998	Tom Burke, defensive end
	Eber Simpson, quarterback	1977	Dennis Stejskal, defensive end		Matt Davenport, kicker
1919	Paul Meyers, end	1979	Dave Mohapp, fullback		Ron Dayne, running back
1920	Frank Weston, end		Ray Snell, tackle		Jamar Fletcher, cornerback
1921	Alvah Elliott, halfback	1980	Tim Krumrie, noseguard		Aaron Gibson, tackle
1922	Marty Below, tackle	1981	Dave Greenwood, defensive back		Kevin Stemke, punter
	Gustaf Tebell, end		Tim Krumrie, noseguard	1999	Wendell Bryant, defensive tackle
	Rollie Williams, quarterback		Dave Mohapp, fullback		Ron Dayne, running back
1923	Marty Below, tackle		Darryl Sims, defensive tackle		Bill Ferrario, guard
	Merrill Taft, fullback		Matt VandenBoom, defensive back		Jamar Fletcher, cornerback
1925	Doyle Hamilton, halfback	1982	Dave Greenwood, defensive back		Chris McIntosh, tackle
1927	Ed Crofoot, halfback		Tim Krumrie, noseguard		Vitaly Pisetsky, kicker
1928	Rube Wagner, tackle		Darryl Sims, defensive tackle		Casey Rabach, center
1929	John Parks, guard		Matt VandenBoom, defensive back	2000	Wendell Bryant, defensive tackle
1930	Greg Kabat, guard		Bob Winckler, tackle		Jamar Fletcher, cornerback
	Milo Lubratovich, tackle	1983	Jim Melka, linebacker		Nick Greisen, linebacker
1931	Greg Kabat, guard		Al Toon, wide receiver		Casey Rabach, guard
1932	Greg Kabat, guard	1984	Jeff Dellenbach, tackle		Kevin Stemke, punter
1938	Jack Murray, center		Richard Johnson, defensive back	2001	Mark Anelli, tight end
	Howard Weiss, fullback		Darryl Sims, defensive tackle		Wendell Bryant, defensive tackle
1939	George Paskvan, fullback				Anthony Davis, running back
1940	George Paskvan, fullback				Mike Echols, defensive back
1941	Pat Harder, fullback				Lee Evans, wide receiver
	Dave Schreiner, end				Nick Greisen, linebacker
1942	Pat Harder, fullback			2002	Jim Leonhard, defensive back
	Elroy Hirsch, halfback			2003	Lee Evans, wide receiver
	Fred Negus, center				Anttaj Hawthorne, defensive tackle
	Dave Schreiner, end				Jim Leonhard, defensive back
1945	Clarence Esser, tackle				Alex Lewis, linebacker
1947	Bob Wilson, center/end			2004	Dan Buenning, guard
1949	Bob Wilson, center/end				Anttaj Hawthorne, defensive tackle
1951	John Coatta, quarterback				Erasmus James, defensive end
1952	Alan Ameche, fullback				Jim Leonhard, defensive back
	Bob Kennedy, guard				Scott Starks, defensive back
	George O'Brien, guard				



Brent Moss was the Big Ten MVP in 1993.

Team Awards

Ivan Williamson Scholastic Award


Presented annually to a player(s) who has been exemplary in the areas of scholarship and sportsmanship.

1955	Wells Gray
1956	William Lowe
1957	John Heineke
1958	Sidney Williams
1959	Robert Zeman
1960	Gerald Kulcinski
1961	David Bichler
1962	Gary Kroner
1963	Bob Johnson
1964	James Hennig
1965	Louis Jung
1966	Eric Rice
1967	John Boyajian
1968	Lynn Buss
1969	Brad Monroe
1970	Gary Buss
1971	Terry Whittaker
1972	Keith Nosbusch
1973	Christopher Davis
1974	Gary Dickert
1975	Dave Anderson
1976	Tim McConnell
1977	Terry Breuscher
1978	Dan Schieble
1979	Tom Stauss
1980	Joe Rothbauer
1981	Matt VandenBoom
1982	Kyle Borland
	Tim Stracka
1983	Steve Fritz
1984	Russ Bellford
1985	Brian Hoffman
1986	Michael Reid
1987	Rod Lossow
1988	Andy Hartlieb
1989	Tim Knoeck
1990	Don Davey
1991	Jerry Huggett
1992	Korey Manley
1993	Scott Nelson
1994	Joe Rudolph
1995	Matt Nyquist
1996	Bryan Jurewicz
1997	Ben McCormick
1998	Bob Adamov
1999	Chris Ghidorzi
2000	Dague Retzlaff
2001	Joey Boese
2002	Jason Jowers
2003	Jeff Mack
2004	Jim Leonhard

Jimmy Demetral Team MVP

Presented annually to the player(s) most instrumental to the success of the team, as selected by his teammates and coaches.

1926	Jefferson Burrus, E
1927	Ed Crofoot, HB
1928	Bo Cuisinier, QB
1929	Harold Rebholz, FB
1930	Ernie Lusby, HB
1931	Harold Smith, T
1932	Mickey McGuire, HB
1933	Robert Schiller, HB
1934	Milt Kummer, G
1935	Ed Jankowski, FB
1936	Ed Jankowski, FB
1937	Howard Weiss, FB
1938	Howard Weiss, FB
1939	George Paskvan, FB
1940	George Paskvan, FB
1941	Pat Harder, FB
1942	Dave Schreiner, E
1943	Joe Keenan, C
1944	Clarence Esser, T
1945	Clarence Esser, T
1946	Fred Negus, C
1947	Robert Wilson, C
1948	Robert Wilson, C
1949	Robert Wilson, C
1950	Bob Radcliffe, LB
1951	Hal Faverty, E
1952	Dave Suminski, T
1953	Alan Ameche, FB
1954	Alan Ameche, FB
1955	Wells Gray, T
1956	David Howard, E
1957	Danny Lewis, HB
1958	Jon Hobbs, FB
	Dick Teteak, C
1959	Jerry Stalcup, G
1960	Tom Wiesner, FB
1961	Ron Miller, QB
1962	Ron VanderKelen, QB
1963	Jim Pernell, LB
1964	Carl Silvestri, LB
1965	Tom Brigham, DB
1966	Bob Richter, LB
1967	Tom Domres, DT
1968	Ken Criter, LB
1969	Stu Voigt, TE
1970	Chuck Winfrey, LB
1971	Neil Graff, QB
1972	Rufus Ferguson, TB
1973	Mike Webster, C
1974	Gregg Bohlig, QB
1975	Billy Marek, TB
1976	Mike Carroll, QB
1977	Dave Crossen, LB
1978	Mike Kalasmiki, QB
1979	Tom Stauss, WR
1980	Dave Ahrens, LB
1981	Dave Levenick, LB
1982	Randy Wright, QB



Wide receiver Al Toon was the last Badger to be named the team's sole MVP in back-to-back seasons. The former Big Ten great earned the honor in 1983 and 1984.

1983	Al Toon, WR
1984	Al Toon, WR
1985	Larry Emery, TB
1986	Michael Reid, LB
1987	Paul Gruber, OT
1988	David Wings, LB
1989	Tim Knoeck, OLB
1990	Don Davey, DT
1991	Troy Vincent, DB
1992	Gary Casper, LB
1993	Brent Moss, RB
1994	Terrell Fletcher, RB
1995	Darrell Bevell, QB
	Eric Unverzagt, LB
1996	Pete Monty, LB
1997	Tom Burke, DE
1998	Senior starters: Bob Adamov, OLB Tom Burke, DE Matt Davenport, K Aaron Gibson, T Eric Grams, TE Cecil Martin, FB Mike Samuel, QB Mike Schneck, LS Leonard Taylor, SS
1999	Ron Dayne, RB Chris McIntosh, T
2000	Chris Chambers, WR
2001	Lee Evans, WR
2002	Jim Leonhard, DB
2003	Lee Evans, WR
2004	Scott Starks, DB

Rookie of the Year

Presented to the top freshman or freshmen as selected by the coaching staff.

1998	Nick Davis, WR
	Jamar Fletcher, DB
1999	Brooks Bollinger, QB
2000	Jim Sorgi, QB
2001	Anthony Davis, RB
2002	Jonathan Orr, WR
2003	Booker Stanley, RB
2004	Jamal Cooper, DL
	Andy Crooks, LB

Scout Team Player of the Year (Offense)

Presented annually to the offensive player who excelled on the scout team in preparing the defense for each week's game.

1990	Jay Simala, QB
1991	Theo Carney, RB
1992	Robert Nelson, RB
1993	Royce Roberson, RB
1994	Dirk Stanger, QB
1995	Eric Grams, TE
1996	Eddie Faulkner, TB
1997	Nick Mueller, FB
1998	Brooks Bollinger, QB
1999	Byron Brown, WR
2000	Jerone Pettus, TB
2001	Jason Palermo, DL
2002	Devin Hollins, QB
2003	Tyler Donovan, QB
2004	Craig Meier, QB

Scout Team Player of the Year (Defense)

Presented annually to the defensive player(s) who excelled on the scout team in preparing the offense for each week's game.

1990	Dan Kapke, OLB
1991	Terry Glavin, LB
1992	Al Gay, DL
	Rod Spiller, DL
1993	Haywood Simmons, DL
1994	Royston Jones, LB
1995	Rob Roell, DE
1996	John Favret, DE
1997	George Pratt, DT
1998	Clint Bakken, DT
1999	Russ Kuhns, LB
2000	Jerron Smith, OLB
2001	Matt Gajda, DL
2002	Paul Joran, LB
2003	Jamal Cooper, DL
2004	Nick Sutton, LB

Special Teams Player of the Year

Presented annually to the most valuable player(s) on special teams, as selected by the coaching staff.


1990	Rich Thompson, K
1991	Korey Manley, DB

1992	Vince Zullo, WR
1993	Jeff Wirth, FB
1994	Chad Cascadden, OLB
1995	Tom Burke, DE
1996	John Hall, K/P
1997	Matt Davenport, K
	Kevin Stemke, P
1998	Matt Davenport, K
	Tim Rosga, PR / Holder
	Mike Schneck, LS
	Kevin Stemke, P
1999	Vitaly Pisetsky, K
2000	Kevin Stemke, P
2001	Mark Downing, LB
2002	Jim Leonhard, DB
2003	Jim Leonhard, DB
2004	Ken DeBauche, P

Wayne Souza Coaches Appreciation

Presented annually to the offensive player(s) who has contributed to the team's success to the best of his abilities. It is based upon improvement, attitude and willingness to help the program in all areas.

1979	Joe Rothbauer, C
1980	John Williams, RB
1981	Jerry Doerger, OL
1982	Al Toon, WR
1983	Michael Jones, WR
	Chris Osswald, OG
1984	Bob Landsee, OG
1985	Paul Gruber, OT
1986	Brian Anderson, TE
1987	Marvin Artley, RB
1988	Todd Nelson, OG
1989	Craig Hudson, TE
1990	Dave Sencyszyn, OL
1991	Tom Browne, WR
1992	Joe Panos, OL
1993	Darrell Bevell, QB
1994	Tony Simmons, WR
1995	Michael London, WR
1996	Jerry Wunsch, OL



Nick Davis was a former Wisconsin rookie of the year and special teams player of the year.

1997	Cecil Martin, FB
1998	Ron Dayne, TB
	Mike Samuel, QB
1999	Demetrius Brown, WR
	Mark Tauscher, T
2000	Casey Rabach, C/RG
2001	Mark Anelli, TE
2002	Brooks Bollinger, QB
2003	Jim Sorgi, QB
2004	Dan Buenning, LG

Jay Seiler Coaches Appreciation

Presented annually to the defensive player who has contributed to the team's success to the best of his abilities. It is based upon improvement, attitude and willingness to help the program in all areas.

1979	Larry Spurlin, LB
1980	Von Mansfield, DB
1981	Mark Shumate, DT
1982	Jody O'Donnell, LB
1983	Craig Raddatz, LB
1984	Tim Jordan, OLB
1985	Mike Boykins, NG
	Charlie Fawley, LB
1986	Richard Teets, DT
1987	David Wings, LB
1988	LaMarr White, DB
1989	Malvin Hunter, LB
1990	Malvin Hunter, OLB
1991	Duer Sharp, OLB
1992	Lamark Shackerford, NG
1993	Jeff Messenger, DB
1994	Jamel Brown, DB
1995	Tarek Saleh, DE
1996	Tarek Saleh, DE
1997	Donnel Thompson, LB
1998	John Favret, DE
	Chris Ghidorzi, LB
1999	Donnel Thompson, LB
2000	John Favret, Rush
2001	Wendell Bryant, DT
2002	Jake Sprague, DL
2003	Anttaj Hawthorne, DL
2004	Erasmus James, DE

Captains' Cup

Presented annually to an individual, other than a player or coach, who has shown tremendous dedication and unselfish commitment toward the betterment of the football program. The recipient is selected by the head coach and team captains.

2001	Steve Sasso
2002	Rev. Msgr. Michael Burke
2003	Pat Richter
2004	John Chadima


Tom Wiesner Award

Presented annually to a Wisconsin-born student-athlete whose loyalty, hard work, spirit and dedication are unselfishly directed to the success of the team. The award is given in memory of Wiesner, a Wisconsin football letterwinner (1958-60).

2004	Zach Hampton
------	--------------


Badger Captains

1889 Charles Mayer
 1890 James Kerr
 1891 E.H. Ahara
 1892 J.D. Freeman
 1893 T.U. Lyman
 1894 T.U. Lyman
 1895 J.R. Richards
 1896 J.R. Richards
 1897 J.P. Riordan
 1898 Pat O'Dea
 1899 Pat O'Dea
 1900 A. Chamberlain
 1901 Art Curtis
 1902 William Juneau
 1903 Allan Abbott
 1904 James Bush
 1905 E. Vanderboom
 1906 W.A. Gelbach
 1907 John Messmer
 1908 Harlan Rogers
 1909 Jack Wilce
 1910 J.P. Dean
 1911 A.L. Buser
 1912 J.M. Hoeffel
 1913 Al Tanberg
 1914 R.M. Keeler
 1915 Howard Buck
 1916 Paul Meyers
 1917 Howard Hancock
 1918 F. Mann
 1919 C.H. Carpenter
 1920 Frank Weston
 1921 Guy Sundt
 1922 Rollie Williams
 1923 Marty Below
 1924 Jack Harris
 1925 Steve Polaski
 1926 Doyle Harmon
 1927 Ed Crofoot
 1928 Rube Wagner
 1929 John Parks
 1930 Milt Gantenbein
 1931 Harold Smith
 1932 Gregory Kabat
 1933 Harold Smith
 1934 John Bender
 1935 Ray Davis
 1936 John Golemeske
 1937 Fred Benz
 1938 Howard Weiss
 Vince Gavre
 1939 Ralph Moeller
 1940 John Tennant
 1941 Tom Farris
 1942 Mark Hoskins
 Dave Schreiner
 1943 Joe Keenan
 1944 Allan Shafer
 1945 Jack Mead



Former walk-on Jason Doering was a two-time team captain and now plays in the NFL.

1946 Clarence Esser
 1947 Jack Wink
 1948 Wally Dreyer
 1949 Robert Wilson
 1950 Ken Huxhold
 1951 Jim Hammond
 1952 George O'Brien
 1953 Roger Dornburg
 Jerry Wuhrman
 1954 Gary Messner
 1955 Wells Gray
 1956 Pat Levenhagen
 1957 William Gehler
 1958 Jon Hobbs
 Dave Kocourek
 1959 Jerry Stalcup
 Bob Zeman
 1960 Henry Derleth
 Tom Wiesner
 1961 Jim Bakken
 Don Schade
 1962 Pat Richter
 Steve Underwood
 1963 Ken Bowman
 Andy Wojdula
 1964 Ron Frain
 Ron Leafblad
 1965 Dave Fronek
 1966 Tony Loukas
 Bob Richter
 1967 Tom Domres
 1968 Wally Schoessow
 1969 Bill Gregory
 Don Murphy
 Mel Reddick
 1970 Bill Gregory
 1971 Roger Jaeger
 Bill Poindexter
 1972 Dave Lokanc
 Keith Nosbusch
 1973 Chris Davis
 Jim Schymanski



Jerry Stalcup captained the 1959 Badgers who won the Big Ten title.

1974 Gregg Bohlig
 Mark Zakula
 1975 Terry Stieve
 Steve Wagner
 1976 Mike Carroll
 Andy Michuda
 Ron Pollard
 John Rasmussen
 1977 Dennis Stejskal
 1978 Dave Charles
 Dave Crossen
 Dan Relich
 1979 Dennis Christenson
 Ray Snell
 Tom Stauss
 1980 Dave Ahrens
 Joe Rothbauer
 1981 Dave Levenick
 Dave Mohapp
 Larry Spurlin
 1982 Tim Krumrie
 Matt VandenBoom
 John Williams
 1983 Mike Herrington
 Brian Marrow
 Randy Wright
 1984 game captains
 1985 Russ Fields
 Bob Landsee
 Troy Spencer
 1986 Joe Armentrout
 Craig Raddatz
 1987 Paul Gruber
 Rod Lossow
 1988 Todd Nelson
 David Wings
 1989 Dan Kissling
 Tim Knoeck
 1990 Don Davey
 Tony Lowery

1991 Nick Polczynski
 Greg Thomas
 Chuck Belin
 Tony Lowery
 Brendan Lynch
 Troy Vincent
 1992 Chuck Belin
 Gary Casper
 Lionell Crawford
 1993 Joe Panos
 Lamark Shackerford
 1994 Jeff Messenger
 Brent Moss
 Joe Rudolph
 Mike Thompson
 1995 Darrell Bevell
 Jason Maniecki
 Pete Monty
 Steve Stark
 Eric Unverzagt
 1996 Daryl Carter
 Cayetano Castro
 Pete Monty
 Tarek Saleh
 Jamie Vanderveldt
 Jerry Wunsch
 1997 Kevin Huntley
 David Lysek
 Carl McCullough
 1998 Bob Adamov
 Cecil Martin
 Chris McIntosh
 Donnel Thompson
 1999 Ron Dayne
 Jason Doering
 Chris Ghidorzi
 Chris McIntosh
 Donnel Thompson
 2000 Chris Chambers
 Jason Doering
 John Favret
 Casey Rabach
 2001 Mark Anelli
 Brooks Bollinger
 Wendell Bryant
 Nick Greisen
 Chad Kuhns
 Mike Echols
 2002 Brooks Bollinger
 Lee Evans
 Al Johnson
 2003 Lee Evans
 Jim Leonhard
 Jeff Mack
 Jim Sorgi
 2004 Dan Buenning
 Anthony Davis
 Anttaj Hawthorne
 Jim Leonhard

All-Star Games

Blue-Gray Game

1939	Roy Bellin
	Vince Gavre
	Lynn Hovland
1940	Dick Embick
1942	Paul Hirsbrunner
1944	Frank Lopp
1946	George Fuchs
1948	Wally Dreyer
1950	Bob Petruska
1951	Pat O'Donahue
	Rollie Strehlow
1955	Jim Haluska
1958	Jim Fraser
1960	Ron Perkins
1966	Tony Loukas
	Bob Richter
1969	Stu Voigt
1971	Neil Graff
	Alan Thompson
1973	Mike Seifert
1975	Terry Stieve
1976	Ron Egloff
1978	Greg Gordon
	Jim Moore
1982	Tim Stracka
1983	Mike Herrington
	Brian Marrow
	Randy Wright
1986	Tim Jordan
	Nate Odomes
1987	Glenn Derby
	Rod Lossow
1988	Todd Nelson
1990	Brady Pierce
1995	Jason Maniecki
	Matt Nyquist
	Barry Alvarez
2001	Mark Anelli
	Nick Davis

Hula Bowl

1950	Joe Kelly
1952	Gene Felker
1959	Dick Teteak
1960	Jim Heineke
	Jerry Stalcup
1961	Tom Wiesner
1962	Ron Miller
1963	Pat Richter
	Ron Vander Kelen
1964	Ken Bowman
	Roger Pillath
1965	Jon Hohman
	Jim Jones
1967	Eric Rice
1969	Ken Criter
1971	Bill Gregory
1973	Rufus Ferguson
1974	Mike Webster
1975	Jack Novak
1976	Dennis Lick
1979	Ray Snell
1980	Dave Ahrens
1981	Dave Mohapp
1982	Tim Krumrie
1984	Jeff Dellenbach
	Al Toon

1987	Paul Gruber
1992	Chuck Belin
1993	Lamark Shackerford
1994	Jeff Messenger
	Michael Roan
	Mike Thompson
1998	LaMar Campbell
	Donald Hayes
	David Lysek
1999	Cecil Martin
	Mike Samuel
2000	Ron Dayne
	Bobby Myers
	Mark Tauscher
	Donnel Thompson
	Barry Alvarez
2001	Bill Ferrario
	Casey Rabach
2002	Wendell Bryant
2004	Jonathan Clinkscale
	Jason Jefferson
	Mike Lorenz
	Scott Starks
	Jonathan Welsh

Japan Bowl

1976	Dennis Lick
	Steve Wagner
1979	Lawrence Johnson
1980	Tom Schremp
1981	Dave Mohapp
1982	Matt VandenBoom
	Ron Versnik
	Bob Winckler
1984	Darryl Sims
	Al Toon
	Dan Turk
1985	Bob Landsee
1990	Don Davey
1991	Troy Vincent
1992	Chuck Belin
	Barry Alvarez

Senior Bowl

1950	Gwynn Christensen
	Hal Otterback
	Bob Radcliffe
1952	John Coatta
	Hal Faverty
1954	Alan Ameche
	Norm Amundsen
1956	John Dittrich
	Jim Haluska
1960	Dave Kocourek
1968	Tom Domres
1972	Alan Thompson
1974	Mike Webster
1976	Terry Stieve
1979	Ray Snell
1981	Von Mansfield
1982	Tim Stracka
1984	Scott Bergold
1987	Glenn Derby
1988	Todd Nelson
1990	Don Davey
1993	Mark Montgomery
	Joe Panos

1994	Terrell Fletcher
	Kenny Gales
	Mike Verstegen
1995	Jason Maniecki
1998	Tony Simmons
2002	Al Johnson
	Ben Johnson

East-West Shrine

1927	Austin Straubel
	Earl Wilke
1928	Rube Wagner
1930	Milt Gantenbein
	Milo Lubratovich
1932	Russ Rebholz
1935	Mario Pacetti
1937	Ed Jankowski
1939	Howard Weiss
1943	Dave Schreiner
1945	Earl Girard
	Jack Mead
1948	Earl Maves
1950	Joe Kelly
1951	Gene Felker
	James Hammond
	Jerry Smith
1956	Pat Levenhagen
1957	Bill Gehler
	Danny Lewis
1958	Jon Hobbs
	Dick Teteak
	Sidney Williams
1961	Tom Wiesner
1962	Ron Miller
1963	Ken Bowman
	Roger Pillath
1964	Jon Hohman
	Jimmy Jones
1967	Tom Domres
1970	Bill Gregory
1973	Mike Seifert
	Mike Webster
1974	Jack Novak
1975	Dennis Lick
1976	Steve Wagner
1978	Lawrence Johnson
1979	Ray Sydnor
1982	Bob Winckler
1984	Scott Bergold
	Richard Johnson
	Jim Melka
1986	Nate Odomes
1991	Troy Vincent
1993	Joe Panos
1994	Cory Raymer
	Joe Rudolph
	Mike Thompson
	Barry Alvarez
1995	Eric Unverzagt
1996	Pete Monty
	Tarek Saleh
	Jerry Wunsch
	Barry Alvarez
1998	Donald Hayes
	David Lysek
	Tony Simmons
1999	Cecil Martin
2000	Mark Tauscher

2001	Casey Rabach
2003	Alex Lewis
2004	Jim Leonhard

Chi. Trib. All-Star

1937	John Golemgeske
	Ed Jankowski
1939	Lynn Hovland
	Howard Weiss
1941	George Paskvan
1942	Tom Farris
1943	Len Calligaro
	Bobby Dierks
	Tom Farris
	Pat Harder
1945	Frank Lopp
1946	Pat Harder
	Frank Hekkers
	Elroy Hirsch
	Jack Mead
	Evan Vogds
1947	Clarence Esser
	Fred Negus
1948	Earl Girard
	Earl Maves
1949	Ben Bendrick
1952	Hal Faverty
	Pat O'Donahue
1955	Alan Ameche
	James Temp
1956	John Dittrich
	Jim Haluska
1960	Jerry Stalcup
1963	Pat Richter
	Ron Vander Kelen
1964	Ken Bowman
	Roger Pillath
1971	Bill Gregory
1974	Mike Webster
1975	Dennis Lick
	Steve Wagner

Villages Gridiron Classic

2001	Nick Greisen
	Chad Kuhns
2002	Brooks Bollinger
	Jason Jowers
2003	Jeff Mack
	Jim Sorgi
	Barry Alvarez
2004	Morgan Davis

Las Vegas A.A. Classic

2003	Ryan Aiello
2004	Darius Jones

Academic Honors

Academic All-Americans

The College Sports Information Directors of America (CoSIDA) selects the nation's Academic All-America teams. To be nominated, a student-athlete must be a starter or important reserve with at least a 3.20 cumulative grade-point average for his career.

1952	Bob Kennedy, guard, first team
1953	Alan Ameche, fullback, first team
1954	Alan Ameche, fullback, first team
1955	Pat Levenhagen, halfback, second team
1958	Jon Hobbs, fullback, first team
1959	Dale Hackbart, quarterback, first team
1960	Henry Derleth, end, honorable mention
1962	Pat Richter, tight end, first team
1963	Ken Bowman, center, first team
1966	Bob Richter, linebacker, second team
1972	Rufus Ferguson, running back, first team
1980	Dave Mohapp, fullback, second team
1981	Dave Mohapp, fullback, second team
1982	Kyle Borland, linebacker, first team
	Tim Stracka, end, second team
	Matt VandenBoom, defensive back, second team
1987	Don Davey, defensive end, first team
1988	Don Davey, defensive end, first team
1989	Don Davey, defensive end, first team
1990	Don Davey, defensive tackle, first team
1996	Bryan Jurewicz, defensive line, second team
2003	Jim Leonhard, defensive back, second team
2004	Jim Leonhard, defensive back, first team

NCAA Post-Graduate Scholars

The NCAA annually awards post-graduate scholarships to student-athletes who excel academically and athletically and who are in their last year of collegiate competition. Thirty-five scholarships each year go to football players (13 to Div. I-A players). Wisconsin's recipients are listed below.

1966	Dave Fronek, safety
1980	Tom Stauss, split end
1983	Matt VandenBoom, defensive back

National Football Foundation Scholars

1966	Dave Fronek, safety
1979	Tom Stauss, split end
2004	Jim Leonhard, defensive back

Rhodes Scholars

1927	Jefferson Burrus
1950	David Staiger

CoSIDA Academic All-America All-Time Team

Four former Badger football greats were named to the Academic All-America All-Time team at the College Sports Information Directors of America convention in 1998.

Fullback Alan Ameche was a first-team choice and center Ken Bowman, defensive lineman Don Davey and defensive back Dale Hackbart were named to the second team.

All four Badgers are former Academic All-Americans. Davey, a native of Manitowoc, Wis., is the only four-time Academic All-America pick in university-division history.

Athletic Board Scholars

1985	Richard Streifel, computer science
1986	Richard Streifel, computer science
1987	Don Davey, mechanical engineering
1988	Don Davey, mechanical engineering
1989	Don Davey, mechanical engineering
1990	Don Davey, mechanical engineering
1991	Jeff Rasmussen, finance & banking
1992	Matt Nyquist, business: management
1993	Matt Nyquist, business: management
1994	Mike Rader, mechanical engineering
1995	Bryan Jurewicz, construction administration
1996	Bryan Jurewicz, construction administration
1997	Chris Ghidorzi, economics
1998	Jason Eck, psychology & philosophy
1999	Jason Schick, finance
2000	Jason Schick, finance
2001	Jason Schick, finance
2002	Jason Pociask, kinesiology
2003	Matt Gajda, mechanical engineering
2004	Matt Gajda, mechanical engineering

ACADEMIC HALL OF FAMERS


Two former Badger gridiron stars (Alan Ameche and Pat Richter) have been inducted into the CoSIDA Academic All-America Hall of Fame.

To gain admittance to the Hall, student-athletes must be former Academic All-Americans who distinguished themselves off the playing field after graduation.

Ameche, who played professionally after graduation, retired in Philadelphia after his career and became one of the city's philanthropic leaders. Richter played pro football in Washington before returning to the UW to earn his law degree. He worked at a Madison law firm and at Oscar Mayer before his appointment as Director of Athletics at the University of Wisconsin.

Academic All-Big Ten

1953 John Dixon, guard
 1954 Pat Levenhagen, halfback
 Clarence Stensby, guard
 1955 Pat Levenhagen, halfback
 1956 Pat Levenhagen, halfback
 1957 John Heineke, guard
 1958 Jerry Stalcup, guard
 Bob Zeman, halfback
 1959 Henry Derleth, end
 Dale Hackbart, quarterback
 1960 Henry Derleth, end
 1961 Brian Moore, end
 1962 Ron Carlson, end
 Pat Richter, end
 1963 Ken Bowman, center
 Billy Smith, halfback
 1966 Phil Peterson, guard
 Eric Rice, defensive end
 Bob Richter, linebacker
 1967 Wally Schoessow, guard
 1968 Wally Schoessow, guard
 1971 Rufus Ferguson, running back
 Neil Graff, quarterback
 Keith Nosbusch, guard
 Bob Strock, defensive end
 1972 Rufus Ferguson, running back
 Keith Nosbusch, guard
 1973 Gregg Bohlig, quarterback
 1974 Gregg Bohlig, quarterback
 Randy Frokjer, defensive end
 Rick Koccek, guard
 1976 Jim Moore, center
 1977 Greg Barber, tight end
 Tom Kaltenberg, tackle
 Dan Schieble, defensive back
 Tom Stauss, split end
 1978 David Charles, tight end
 John Kiltz, punter
 Jim Moore, center
 Tom Stauss, split end
 1979 Tom Stauss, split end
 Tim Stracka, wide receiver
 1980 Dave Mohapp, fullback
 Tim Stracka, split end
 1981 Dave Mohapp, fullback
 Matt VandenBoom, defensive back
 1982 Kyle Borland, linebacker
 Tim Stracka, split end
 Matt VandenBoom, defensive back
 1983 Russ Bellford, defensive back
 1985 Craig Raddatz, linebacker
 1987 Don Davey, defensive end
 Andy Hartlieb, linebacker
 Robert Newell, linebacker
 Tim Otto, tackle
 1988 Jim Basten, center
 Brad Brekke, punter
 Don Davey, defensive end
 Andy Hartlieb, linebacker
 Robert Newell, linebacker
 Tim Otto, tackle
 Pete Underwood, linebacker
 1989 Jim Basten, guard
 Brad Brekke, punter
 Don Davey, defensive end
 Robert Newell, linebacker



Fullback Chad Kuhns was a three-time academic All-Big Ten selection and captained the Badgers in 2001.

1990 Brady Pierce, tackle
 Jim Basten, guard
 Brad Brekke, punter
 Don Davey, defensive tackle
 Robert Newell, linebacker
 Brady Pierce, tackle
 1991 Matt Krueger, kicker
 Korey Manley, defensive back
 Jeff Rasmussen, center
 Jay Simala, quarterback
 1992 Korey Manley, defensive back
 Matt Nyquist, fullback
 Jeff Rasmussen, center
 Joe Rudolph, guard
 Sam Veit, punter
 1993 Jason Maniecki, defensive tackle
 Matt Nyquist, tight end
 Joe Rudolph, guard
 Sam Veit, punter
 1994 Chad Cascadden, linebacker
 Bryan Jurewicz, defensive tackle
 Jason Maniecki, noseguard
 Matt Nyquist, tight end
 Joe Rudolph, guard
 Sam Veit, punter
 1995 Bryan Jurewicz, defensive tackle
 Jason Maniecki, defensive tackle
 Matt Nyquist, tight end
 Mike Rader, center
 Ryan Sondrup, tight end
 1996 Trent Gross, defensive back
 Bryan Jurewicz, defensive tackle
 Chris McIntosh, tackle
 Mike Rader, center
 Tim Rosga, defensive back
 1997 Mark Davis, linebacker
 Chris Ghidorzi, linebacker
 Chris Janek, noseguard
 Ben McCormick, quarterback
 Sam Mueller, defensive end
 Chris Paulik, tackle
 Rob Roell, guard
 Eric Skrzypchak, punter
 Ryan Sondrup, tight end
 Donnel Thompson, linebacker
 1998 Jason Eck, center
 Chris Ghidorzi, linebacker

Roger Knight, linebacker
 Dan Lisowski, linebacker
 Sam Mueller, defensive end
 Rob Roell, guard
 Mark Tauscher, tackle
 1999 Joey Boese, cornerback
 David Braun, wide receiver
 Wendell Bryant, def. tackle
 Chris Ghidorzi, linebacker
 Chad Kuhns, fullback
 Sam Mueller, defensive end
 Dague Retzlaff, tight end
 Rob Roell, guard
 Jason Schick, defensive back
 Mark Tauscher, tackle
 2000 Joey Boese, safety
 Bret Burlingame, cornerback
 Lee Evans, wide receiver
 Josh Hunt, wide receiver
 Jason Jowers, guard
 Chad Kuhns, fullback
 Jeff Mack, linebacker
 Ryan Marks, linebacker
 Dague Retzlaff, tight end
 Jason Schick, safety
 2001 Joey Boese, safety
 David Braun, wide receiver
 Erasmus James, defensive line
 Chad Kuhns, fullback
 Russ Kuhns, fullback
 Jeff Mack, linebacker
 Jason Schick, outside linebacker
 2002 Matt Bernstein, fullback
 Chris Catalano, linebacker
 Owen Daniels, quarterback
 Jim Leonhard, defensive back
 Mike Lorenz, offensive line
 Ryan Simmons, defensive back
 Scott Starks, defensive back
 Jonathan Welsh, defensive line
 2003 Nick Cochart, defensive line
 Matt Gajda, defensive line
 Jim Leonhard, defensive back
 Alex Lewis, linebacker
 Mike Lorenz, offensive line
 Joe Monty, defensive line
 Jason Palermo, offensive line
 Jason Pociask, tight end
 Levonne Rowan, defensive back
 Scott Starks, defensive back
 Joe Stellmacher, defensive back
 John Stocco, quarterback
 Jake Wood, offensive line
 Mark Zalewski, linebacker
 2004 Ken DeBauche, punter
 Paul Joran, linebacker
 John Gillen, linebacker
 Jim Leonhard, defensive back
 Mike Lorenz, tackle
 Jason Pociask, tight end
 Joe Stellmacher, defensive back
 Ben Strickland, defensive back
 Joe Thomas, tackle
 Jake Wood, guard

All-time Letterwinners

A

Abbott, Allen 1900, 01, 02, 03
 Ace, Norris 1951
 Ackert, James 1944
 Adam, Tyler 1990, 91, 92, 93
 Adamov, Bob 1995, 96, 97, 98
 Addy, Henry 1976
 Ahara, Edwin 1890, 91
 Ahrens, Dave 1977, 78, 79, 80
 Aiello, Ryan 2000, 01, 02, 03
 Alberts, Rodger 1964, 65
 Albright, Edward 1968, 69, 70
 Albright, William 1948, 49, 50
 Alexander, Arthur H. 1911, 12, 13
 Alexander, Brian 1995
 Alexander, Walter A. 1894, 95, 99
 Alford, Harry 1969
 Allen, John 1957
 Allen, Maynard 1906
 Allen, Michael 2001, 02, 03, 04
 Altmann, Robert 1957, 58, 59
 Ambrose, Steven 1955, 56
 Ameche, Alan 1951, 52, 53, 54
 Amundsen, Norman 1953, 54
 Anderson, Ashley 1941, 42, 46
 Anderson, Brian 1985, 86, 87, 88
 Anderson, Dave 1975
 Anderson, Dave 1994, 95
 Anderson, Earl 1895, 97, 98, 99
 Anderson, Ross 1978, 79, 80
 Anderson, Sidney 1909
 Andrykowski, Ervin 1951, 52
 Anelli, Mark 1998, 99, 00, 01
 Anthony, Thomas 1960
 Anthony, Todd 1993
 Antonie, William 1987, 88, 89
 Apkarian, Gregory 1973
 Armentrout, Joe 1983, 84, 85, 86
 Armstrong, Brett 1981, 82, 83
 Arneson, Dave 1983, 84
 Arpin, H.A. 1911
 Artley, Marvin 1985, 86, 87, 88
 Ashby, Solomon 1986
 Atkinson, W. 1896
 Aulik, David 1965
 Austin, Tim 1972
 Austin, Willie 1996, 97, 98

B

Bachhuber, James 1972, 73
 Bachman, J. Cary 1951
 Backus, August 1928, 29
 Baer, Richard 1960, 61
 Baffico, Steve 1994, 95
 Bahlow, Ed 1944
 Bailey, Raymond 1975, 76
 Baine, W.M. 1903
 Bakken, Clint 1999
 Bakken, Jim 1959, 60, 61
 Ballweg, Charles 1970
 Banaszak, John 1987, 88, 89
 Bandor, Gary 1965
 Bangert, Donald 1960
 Barber, Greg 1976, 77, 78
 Barker, Mike 1990
 Barkley, Matt 1990
 Barnes, Harry 1920
 Barnum, Rolland 1924, 25, 26
 Baron, Daniel 1972
 Barr, Wallace 1919, 20, 22
 Barrett, Calvin 2001, 02, 03, 04
 Barrios, Richard 1972, 73
 Barryman, C. 1895
 Barth, George 1892
 Bartholomew, Ken 1928
 Basten, Jim 1988, 89, 90
 Batsch, Dan 1987, 88, 89, 90
 Baumann, Robert 1940, 41, 42
 Baxter, Richard 1982, 83
 Becker, Michael 1972, 74
 Becker, Robert 1933, 34
 Beddell, M. 1898
 Begel, William 1931
 Behr, Samuel 1928, 29, 30
 Belcher, Kevin 1982, 83, 84
 Belin, Chuck 1989, 90, 91, 92
 Bell, Brett 2001, 02, 04
 Bell, Mark, 2002, 03
 Bellford, Russ 1983, 84
 Bellile, Ken 1938
 Bellin, Roy 1936, 37, 38
 Bellows, Frank 1912, 13, 14
 Below, Martin 1918, 22, 23
 Belter, Tom 1974, 75
 Bender, John 1933, 34
 Bendrick, Ben 1945, 46, 47, 48
 Bennett, Michael 1999, 00
 Bennett, Steve 1948, 49
 Bennett, Tom 1946, 47, 48
 Benninger, Michael 1973, 74
 Bentson, Harold 1923
 Benz, Fred 1935, 36, 37
 Benzschawel, Scott 1985, 87
 Berg, David 1965, 66
 Berg, M.J. 1916
 Berger, Louis 1912
 Bergold, Scott 1982, 83, 84
 Bernard, Giscard 1994, 95, 96
 Berndt, Charles 1950, 51, 52
 Bernet, Lee 1962, 63, 64
 Bernstein, Matt 2002, 03, 04
 Berriman, Daniel 1982
 Bertke, Wilson 1902, 03, 04
 Bestor, Glenn 1955, 56
 Bestor, Scott 1986, 87, 88
 Bevell, Darrell 1992, 93, 94, 95
 Beyers, Dow 1915
 Bichler, David 1960, 61
 Bickerstaff, Erik 1999, 00, 01
 Bieberstein, Adolph 1922, 23, 24
 Bingham, James 1933
 Binish, Stanley 1928, 29
 Blackburn, Lisle 1946, 47, 48, 49
 Blackburn, Bill 1889
 Blackman, Thane 1923, 24, 25
 Blackmun, Gil 1956
 Blair, E.R. 1899
 Blake, Rex 1967, 68
 Blaskowski, Curt 1978, 79, 80



Mark Anelli

Bleyer, Charles 1906
 Bliss, Donald 1965, 66, 67
 Bloedorn, Arthur 1956
 Bobo, Frederick 1985, 86
 Boese, Joey 1998, 99, 00, 01
 Boggs, Bryn 1995
 Bohlig, Gregg 1972, 73, 74
 Boliaux, Guy 1978, 79, 80, 81
 Bollinger, Brooks 1999, 00, 01, 02
 Bondi, Hobart 1917
 Bonner, Brian 1983, 84, 85
 Boodry, Kevin 1976
 Booher, Martin 1953, 54, 56
 Booker, Earl 1979, 80, 82
 Boots, Richard 1966
 Borders, John 1967, 68
 Borgerding, Mike 1977
 Borland, Kyle 1979, 80, 81, 82
 Bosold, Edward 1971, 72, 73
 Botham, Richard 1944
 Bourne, Jim 1990, 91, 92
 Bowers, Dale 1946
 Bowman, Kenneth 1961, 62, 63
 Boyajian, John 1966, 67
 Boye-Doe, Howard 2001
 Boyke, Scott 1989

Boykins, Michael 1983, 84, 85, 86
 Boyle, F.E. 1907, 08
 Boyle, Pat 1941, 42
 Brader, James 1918, 19, 20, 21
 Bradley, Henry 1898
 Brady, Donny 1993, 94
 Braker, Thomas 1977, 78, 79
 Branaman, Lance 1983, 84, 85
 Brandstat, R. 1910, 11
 Brandt, Harold 1962, 63, 64
 Brandt, William 1974, 75
 Bratt, Clarence 1953, 54
 Bratton, Charles 1930, 31
 Braun, David 1999, 00, 01, 02
 Braun, Robert 1971, 72, 73
 Breckenridge, Wm. 1912, 14
 Brekke, Brad 1988, 89, 90
 Brekke, Michael 1987
 Breuscher, Terry 1976, 77
 Brewer, Chester 1896
 Brhely, Michael 1978
 Bridgeman, John 1955, 56
 Briggs, Thomas 1968
 Brigham, Thomas 1964, 65
 Bright, George 1910, 11, 12
 Brin, Michael 1995

- Brindly, Thaddeus 1904, 05
 Brockett, John 1966
 Brodthagen, Gene 1936, 37, 38
 Bronson, Paul 1940, 41
 Brooks, Robert 2001, 02, 03, 04
 Brooks, W.L. 1889
 Broussard, Michael 2000, 01
 Brown, Aaron 1989, 90, 91, 92
 Brown, Byron 2001, 02, 03
 Brown, Clarence 1968
 Brown, Demetrius 1996, 97, 98, 99
 Brown, Jamel 1991, 92, 93, 94
 Browne, Tom 1990, 91
 Browning, Keith 1986
 Bruce, Andrew 1889, 90, 91
 Bruhn, Peter 1962
 Brumder, W.C. 1889
 Brumm, Roman 1918, 21
 Brunston, Jevon 1993
 Bryan, Mike 1991, 92
 Bryant, Onjai 1996, 97
 Bryant, Wendell 1998, 99, 00, 01
 Bucci, Frank 1933
 Bucciarelli, Gale 1965, 66
 Buck, Howard 1913, 14, 15
 Budde, John 1935
 Budde, Robert 1982
 Buening, Dan 2001, 02, 03, 04
 Bunge, G.C. 1919, 20, 21
 Bunge, George W. 1893, 94
 Bunker, Eugene 1909, 10
 Burgess, Yusef 1990, 91, 92, 93
 Burke, Tom 1995, 96, 97, 98
 Burks, Archie Roy 1950, 51, 52
 Burks, David 1987, 88
 Burlingame, Bret 2000
 Burney, Richard 1979
 Burns, Jason 1991, 92, 93, 94
 Burrus, Jefferson 1924, 25, 26
 Burt, Charles 1965, 67
 Burt, Michael 1975, 77, 78
 Buser, Alfred 1910, 11, 12
 Bush, James 1902, 03, 04, 06
 Buss, Gary 1968, 69, 70
 Buss, Lynn 1966, 67, 68
 Buss, Ronald 1970, 71, 72
 Buss, Terry 1973, 74, 75
 Butler, Nathaniel 1968, 69, 70
 Butler, Robert 1911, 12, 13
- C**
- Cabral, Armand 1977, 78, 79
 Callahan, Russell 1934
 Calligaro, Len 1941, 42
 Cameron, Don 1925, 26, 27
 Cammett, Stuart 1977
 Campbell, Joe 1944
 Campbell, LaMar 1994, 95, 96, 97
 Campbell, Scott 2002, 03
 Campbell, Tyrone 1989
 Canada, Larry 1973, 74, 75, 76
 Cannon, P.J. 1999
 Canny, Thomas 1952
 Canonie, Tony 1966
 Cantrell, Branden 1994, 95, 96, 97
 Carl, DuWayne 1957
 Carl, Harland 1951, 52, 53
 Carlson, Ronald 1956, 57
 Carney, Theo 1992, 93, 94
- Carolan, Penn 1943
 Carpenter, Charles 1916, 17, 19
 Carpenter, Marcus 1996, 97, 98, 99
 Carr, Kemal 1983, 84
 Carroll, Mike 1975, 76
 Carter, Daryl 1993, 94, 95, 96
 Carter, Fred 1910
 Cascadden, Chad 1993, 94
 Case, Charles 1892
 Casey, George 1928, 29, 30
 Casey, Michael 1978, 79
 Casper, Gary 1989, 90, 91, 92
 Castle, Lewis 1912
 Castro, Cayetano 1993, 94, 95, 96
 Catalano, Chris 2001, 02, 03
 Catlin, Mark 1930, 31
 Cavill, Michael 1966, 67, 68
 Cepicky, Scott 1984, 85, 86, 87
 Chaconas, George 1990
 Chamberlain, Al 1898, 99, 00, 03
 Chamberlain, H.R. 1898, 99
 Chambers, C.C. 1911
 Chambers, Chris 1997, 98, 99, 00
 Chandler, Patrick 1967
 Chaney, Charles 1945
 Charles, Darrin 2001, 02, 03, 04
 Charles, David 1976, 77, 78
 Chavez, Phil 1993
 Christen, Rob 1997
 Christensen, Gwynn 1948, 49
 Christenson, Dennis 1978, 79
 Christian, Richard 1975, 76
 Christianson, Carl 1921
 Christianson, Ed 1934, 35, 36
 Chryst, George 1957, 58
 Chryst, Paul 1986, 87, 88
 Cibik, Vince 1938
 Cinelli, Rocco 1956
 Cisler, James 1986
 Clark, B.N. 1889
 Clark, Carlease 1998, 99, 00
 Clark, F. 1903, 04, 06
 Clark, John 1964
 Clarke, Robert 1943
 Clauss, Joseph 1935, 36
 Clawson, Larry 1973
 Claypool, Tywin 1989
 Cleary, Pat 1990
 Clemens, Jason 2003
 Clinkscale, Jonathan 2001, 02, 03, 04
 Coatta, John 1949, 50, 51
 Cochart, Nick 2001, 02, 03
 Cochems, Ed 1897, 98, 99, 00, 01
 Cochems, Henry 1894
 Cohee, Kevin 1977, 78
 Cole, Jess 1980, 81
 Cole, Wallace 1926
 Cole, Walter 1935, 36, 37
 Coleman, Harry H. 1891
 Coleman, Marcus 2004
 Collias, Nicholas 1944, 47, 48
 Collins, Pat 1974, 75, 76
 Collins, William 1918, 19, 20
 Collins, Willie 1981
 Commander, Azree 1994, 95, 96
 Comstock, N. 1894, 95, 96, 97, 98
 Cone, Robert 1939
 Connor, Charles 1943
 Connor, Gordon 1926, 27, 28
- Connors, Phillip 1972
 Conry, Clifford 1928
 Cooper, F. 1907
 Cooper, Jamal 2004
 Cooper, Myron 1956, 57
 Corcoran, Gordon 1957
 Cory, W. 1896
 Costa, Dave 1997, 98, 99, 00
 Cowans, Chuckie 2002, 03, 04
 Cox, John 1977
 Cox, T.A. 1944, 46, 47, 48
 Craine, James 1952
 Cramer, Herbert 1916
 Crawford, Lionell 1988, 89, 90, 92
 Crenshaw, T.P. 1892
 Cribbs, Reggie 2004
 Criter, Kenneth 1966, 67, 68
 Crofoot, Edwin 1925, 26, 27
 Crooks, Andy 2004
 Crooks, Daniel 1969, 70
 Crossen, David 1975, 76, 77, 78
 Cruickshank, Dave 1996, 97
 Cuccia, Henry 1965, 66
 Cuisinier, Frank 1927, 28
 Cullen, Mark 1972, 73, 74
 Culver, Harry 1907
 Cummings, Leo 1913, 14, 15
 Cunningham, C.J. 1906, 07, 08
 Currier, Charles 1964, 65
 Currier, Ken 1942, 46, 47
 Curtin, Joseph 1906
 Curtis, Arthur 1898, 99, 00, 01
 Curtis, H. 1906
 Curtis, Louis 1987
 Cusack, Donald 1944
 Cuthbert, Donald 1931
 Cvengros, Jerome 1955
 Cwayna, Michael 1953
 Czech, Dave 1990, 91
 Czechowicz, Bob 1974, 75, 76, 77
 Czechowicz, Thomas 1975, 76
- D**
- Dal Sasso, Anthony 1943, 44
 Daley, Pat 1997, 98
 Damos, Ted 1940, 41
 Daniels, Carlos 1998, 99
 Daniels, Owen 2002, 03, 04
 Darby, James 1994, 95, 96
 Daum, R. 1901
 Davenport, Matt 1997, 98
 Davey, Allen 1917, 19, 20
 Davey, Don 1987, 88, 89, 90
 Davey, John 1943, 44
 Davidson, T.R. 1907, 08
 Davies, James 1927, 28
 Davies, William 1936, 38
 Davis, A. 1893
 Davis, Anthony 1972
 Davis, Anthony 2001, 02, 03, 04
 Davis, Carl 1973
 Davis, Christopher 1971, 72, 73
 Davis, Chucky 1979, 81, 82
 Davis, Mark 1997
 Davis, Morgan 2002, 03, 04
 Davis, Nick 1998, 99, 00, 01
 Davis, Ralph 1946
 Davis, Raymond 1934
 Davy, George 1913
- Dawkins, J.C. 1992, 93, 94
 Dawkins, Joseph 1968, 69
 Dayne, Ron 1996, 97, 98, 99
 Dean, James 1908, 09, 10
 Dean, Joseph 1897
 Deanovich, George 1933, 34
 DeBauche, Ken 2004
 Deerwester, Charles 1972, 73
 Dehnert, George 1934
 Delaney, Pat 1980
 Dellenbach, Jeff 1981, 82, 83, 84
 DeLisle, James 1968, 69, 70
 DeRamus, Lee 1991, 92, 93
 Derby, Glenn 1985, 86, 87
 Dering, Charles 1900, 01, 04, 05
 Derleth, Henry 1958, 59, 60
 Diatelevis, Pete 1993, 94, 95, 96
 Dickert, Gary 1972, 73, 74
 Dickinson, Henry 1893, 94, 95
 Dierks, Robert 1941, 42
 DiSalvo, Steve 1976
 Dittman, Fred 1906, 07
 Dittman, J. 1906
 Dittrich, John 1954, 55
 Dixon, John 1952, 53
 Dixon, John 1980
 Dixon, Ken 1975, 76
 Doar, Fred 1943
 Docherty, Bob 2001, 02
 Doerger, Jerome 1978, 79, 80, 81
 Doering, Jason 1997, 98, 99, 00
 Dohmeier, Thomas 1976
 Domres, Thomas 1965, 66, 67
 Donaghey, James 1918
 Donaldson, James 1934
 Donnellan, Dave 1947
 Donovan, Louis 1904, 05
 Donovan, Tyler 2004
 Dooney, Ray 1943
 Door, J. 1900
 Doran, Mark 1980, 81, 82
 Dornburg, Roger 1951, 52, 53
 Dorsch, Albert 1937, 38, 39
 Downham, Thomas 1960
 Downing, Mark 1999, 00, 01
 Downing, Robert 1948, 49
 Dox, Jeremy 2000
 Doyle, John 1937, 38, 39
 Dreutzler, C. 1908
 Drews, John 1948
 Dreyer, Wally 1946, 47, 48
 Driver, Earl 1899, 00, 01, 02
 Drummond, William 1974, 75
 Dudley, Anthony 1977
 Dunaway, Don 1929
 Durkin, Joseph 1952
 Dyer, Warren 1965, 66, 67
- E**
- Eagleburger, Leon 1922, 23
 Echols, Mike 1998, 99, 00, 01
 Eck, Jason 1998
 Eckl, Robert 1937, 38, 39
 Edler, Ray 1916
 Edwards, Clarence 1931, 32
 Eggebrecht, Otto 1920
 Eggers, Virgil 1930
 Egloff, Ronald 1974, 76
 Eicher, Donny 1995, 97, 98

Ellerson, Gary 1982, 83
 Ellestad, Patrick 2001, 02, 03
 Elliot, Anthony 1977
 Elliott, Alvah 1919, 20, 21
 Elliott, Bruce 1944, 47, 48, 49
 Ellis, Fred 1941
 Ellison, Kevin 1990
 Embach, James 1947, 48, 49
 Embick, Dick 1938, 39, 40
 Emery, Larry 1983, 84, 85, 86
 Engelke, Robert 1931
 Engle, Bob 1944, 45
 Engler, Derek 1994, 95, 96
 Erdmann, Scott 1975, 76, 77, 78
 Esser, Clarence 1943, 44, 45, 46
 Esser, Norbert 1952, 53
 Eulberg, John 1943
 Evans, Gene 1946, 47, 48, 49
 Evans, Lee 1999, 00, 01, 03
 Ezerins, Elmars 1960, 62

F

Fabry, John 1962
 Fagerstrom, Eric 1939
 Farmer, Ralph 1963, 64
 Farris, Tom 1939, 40, 41
 Faulkner, Eddie 1997, 98, 99, 00
 Faverty, Harold 1945, 48, 50, 51
 Favret, John 1997, 98, 99, 00
 Fawley, Charlie 1984, 85, 86
 Fedenia, James 1969, 70
 Fee, John 1944
 Felker, Eugene 1950, 51
 Ferguson, John 1933
 Ferguson, Rufus 1970, 71, 72
 Ferrario, Bill 1997, 98, 99, 00
 Fields, Leonard 1967, 68
 Fields, Russell 1983, 84, 85
 Filiatraut, John 1990
 Filtzer, Robert 1915, 16
 Findlay, Albion 1902, 03, 04, 05
 Fischer, Sid 1943
 Fish, John 1933, 34, 35
 Fisher, Orville 1939
 Fixmer, Mike 1980
 Fladoes, Martin 1919
 Flanigan, Brian 1994, 95, 96
 Fleischer, O.J. 1904
 Fleming, Neil 1961
 Fletcher, Eddie 1988, 89, 90, 91
 Fletcher, Jamar 1998, 99, 00
 Fletcher, Terrell 1991, 92, 93, 94
 Flower, L.B. 1891
 Flowers, Otis 1987, 88
 Floyd, Rufus 1975
 Fogg, Joseph 1901, 02, 03
 Fontaine, Thomas 1933, 34
 Ford, Eric 1987
 Forrest, H.G. 1895, 97
 Fortino, Victor 1985, 86, 87, 88
 Fowee, John 1970
 Fowler, Carlos 1990, 91, 92, 93
 Fox, John 1962
 Fox, Orville 1939
 Frain, Ronald 1962, 63, 64
 Frank, Arthur 1906, 09
 Franz, James 1973, 74, 75
 Fraser, James 1957, 58
 Fredrick, Craig 1980, 81

Freeman, Damone 1988, 89
 Freeman, John 1890, 91, 92, 93
 Frei, Jerry 1942, 46, 47
 Freimuth, Robert 1963
 Freis, Randal 1971
 Freund, Robert 1946, 47
 Fricke, Harry 1944, 45
 Fritz, Steve 1983
 Fritz, William 1965, 66, 67
 Froelich, Kevin 1973
 Frokjer, Randy 1972, 73, 74
 Fronck, David 1963, 64, 65
 Fuchs, George 1945, 46
 Fucik, Robert 1907, 08, 09, 10
 Fugitt, C.T. 1897
 Fulco, Frank 1982
 Fullington, Tim 1985

G

Gaatz, David 1983, 84, 85
 Gable, William 1948, 49, 51
 Gage, Fred 1938, 39, 40
 Gajda, Matt 2003
 Gales, Kenny 1993, 94
 Gallagher, John 1946
 Galletti, Mike 1994, 95, 96
 Galvin, M.E. 1914
 Gambardella, Joe 1974, 75, 76, 77
 Gamber, Jeff 1985
 Gantenbein, Milton 1928, 29, 30
 Gardner, M.L. 1914, 15, 16
 Garnsey, E.G. 1916
 Garrot, William 1938
 Gaskill, Glenn 1967
 Gassner, Kevin 1974, 75
 Gavre, Vince 1936, 37, 38
 Gay, Al 1994, 95
 Gehler, William 1956, 57
 Gelbach, Warren 1905, 06
 Gelein, E.A. 1912, 13
 George, Wray 1944, 45, 46, 47
 Gerber, Ervin 1923
 Ghidorzi, Chris 1996, 97, 98, 99
 Gibson, Aaron 1996, 97, 98
 Gibson, Edward 1920, 21, 22
 Gilbert, Harry 1948, 50, 51
 Gile, Gordon 1938, 39, 40
 Gill, Pat 1998
 Gill, Ralph 1921
 Gillen, John 2004
 Gillette, Edmund 1910, 11, 12
 Gingrass, Robert 1953, 54
 Girard, Earl 1944, 47
 Gladem, Wendell 1981, 82, 83
 Glavin, Terry 1992, 94
 Glenn, Damon 1994, 95
 Gnobah, Walter 1930
 Godfrey, Rick 1989, 90
 Goeke, James 1965
 Golden, Rasheed 1997, 98
 Goldenberg, Charles 1930, 31
 Golemgeske, John 1933, 35, 36
 Goode, Elliot 2002, 03, 04
 Goodman, Robert 1965
 Gordon, Greg 1975, 76, 77, 78
 Gorman, Mark 2004
 Gorman, Michael 1985
 Gosa, Gerald 1974
 Gotstein, John 1927

Gotta, John 1959, 60
 Gould, Harry 1897
 Gould, Stevens 1917, 19, 21
 Grabow, Brad 1982, 83, 84
 Gradisnik, Anthony 1937, 38, 39
 Graf, Rick 1983, 84, 85, 86
 Graff, Neil 1969, 70, 71
 Graham, Robert 1977
 Grams, Eric 1996, 97, 98
 Granitz, Frank 1941, 46
 Graper, Leslie 1916
 Gray, Wells 1954, 55
 Green, Charles 1975, 77, 78, 79
 Green, Gerald 1979, 80, 81, 82
 Greenwood, David 1979, 80, 81, 82
 Gregg, John 1895, 97
 Gregoire, Todd 1984, 85, 86, 87
 Gregory, William 1968, 69, 70
 Greisen, Nick 1998, 99, 00, 01
 Greyer, Neovia 1969, 70, 71
 Gribowski, Joe 1997
 Grice, Michael 1974, 75
 Grimm, Richard 1960, 61
 Grinde, Roger 1936
 Grisley, William 1966, 67
 Grogan, Francis 1904
 Gross, Michael 1962
 Gross, Trent 1996
 Grossman, Robert 1965, 66
 Gruber, Paul 1985, 86, 87
 Grudzinski, James 1964
 Grundy, Jack 1981
 Gulseth, Wendell 1952, 53
 Gunderson, B.C. 1915

H

Haas, Michael 1972
 Habeck, Milton 1971
 Haberman, Hal 1945, 48, 49
 Habermann, Aaron 2000
 Hable, Bernard 1979
 Hable, Burton 1952
 Hackbart, Dale 1957, 58, 59
 Hady, Patrick 1979, 80, 81, 82
 Hackbart, Vernon 1965
 Haese, Jack 1944
 Hagberg, Earl 1956
 Hall, John 1993, 94, 95, 96
 Hallberg, John 1986
 Halleran, Timothy 1976
 Haluska, James 1952, 54, 55
 Halverson, Charles 1949
 Hammen, Edwin 1917
 Hammerson, E.J. 1901
 Hammond, James 1949, 50, 51
 Hampton, Zach 2003, 04
 Hancock, Howard 1915, 16, 17
 Hanke, Del 1944
 Hanley, Bob 1945, 47, 48
 Hannah, Albert 1969, 70, 71
 Hansen, David 1950, 51
 Hanssen, Robert 1972, 73
 Hanzlik, Lawrence 1948, 49
 Hanzlik, Bob 1941
 Harder, Pat 1941, 42
 Harmon, Doyle 1924, 25, 26
 Harmon, Leo 1924, 25
 Harney, Brian 1971, 72, 73
 Harot, Henry 1929
 Harrington, Michael 1973
 Harris, Welton 1922, 23, 24
 Harrison, Marck 1982, 83, 84
 Hart, Edward 1957, 58, 59
 Hartlieb, Andy 1986, 87, 88
 Hartman, Edward 1937
 Hartwell, Ed 1997
 Haukedahl, Stan 1934, 36
 Haworth, Richard 1931, 32, 33
 Hawthorne, Anttaj 2001, 02, 03, 04
 Hayden, Nick 2004
 Hayes, Donald 1994, 95, 96, 97
 Hayes, Neil 1927
 Hayes, Travann 2003
 Hazard, William 1974
 Hazzard, William 1897
 Hearn, Napoleon 1961
 Heath, Stan 1946
 Hecker, Robert 1944
 Heckl, Joe 1962, 63
 Hegg, Troy 1995
 Hegseth, Stuart 1976
 Hegwood, Ronald 1976
 Hein, Chris 1991, 92, 93, 94
 Heineke, James 1957, 58, 59
 Heineke, John 1957
 Heinz, Lawrence 1943
 Helt, Mark 1985
 Henderson, Jimmy 1989
 Hennig, James 1964
 Henrici, Ronald 1962
 Henry, Robert 1940
 Herbert, Ben 1998, 99, 00, 01
 Herrington, Mike 1979, 80, 82, 83
 Hertel, William 1955
 Hess, William 1960, 61
 Higgins, Peter 1967, 69
 Hildreth, Harry 1943
 Hile, Charles 1893
 Hill, Early 1956, 57, 58
 Hiltgen, Chris 1989
 Hintz, Eldridge 1946, 47
 Hirsbrunner, Paul 1940, 41, 42
 Hirsch, Elroy 1942
 Hobbs, Jon 1956, 57, 58
 Hobbs, William 1957, 58, 59
 Hodges, Dennis 1943
 Hoeffel, J. Merrill 1910, 11, 12
 Hoegh, Mark 1952, 53
 Hoehn, Armand 1946, 47
 Hofer, Kenneth 1956
 Hoffman, Brian 1984, 85
 Hoffman, Duncan 1964
 Hoffman, Edward 1966, 67, 68
 Hoffman, John 1971
 Hohfield, Rudolph 1921, 22
 Hohman, Jon 1962, 63, 64
 Holland, Louis 1961, 62, 63
 Holland, Louis Jr. 1985
 Holloway, Robert 1938, 39
 Holm, Kurt 1977, 78
 Holmes, George 1944
 Holmes, Harvey 1897, 98
 Holmes, James 1957, 58
 Holstein, William 1901
 Holt, Reggie 1990, 91, 92, 93
 Holzwarth, Karl 1957, 59
 Hoppman, Dave 1976
 Hoskins, Mark 1940, 41, 42
 Hosler, H. 1906, 07

Hotchkiss, George 1927
Houston, Thomas 1977, 80
Hovland, Lynn 1935, 37, 38
Howard, David 1954, 55, 56
Howard, J. 1906, 08
Howard, Larry 1962, 64
Howard, Mike 1984, 85, 86
Howard, Nate 2002
Howay, Gregory 1963
Howell, Daniel 1987, 89
Hubbard, Paul 2004
Hubbard, Tom 1945
Hudson, Craig 1986, 87, 88, 89
Huggett, Jerry 1991
Hughes, Devery 1999, 00
Hughes, Paul 1981
Humphries, Anthony 1985
Hunt, Fred 1904
Hunt, Josh 2000
Hunt, Leon 1986, 87, 88, 89
Hunter, Malvin 1987, 88, 89, 90
Huntley, Kevin 1994, 95, 96, 97
Huntley, Lee 1906, 07
Husting, Berthold 1898
Hutchinson, William 1950, 51, 52
Huxhold, Kenneth 1948, 49, 50
Huxhold, Terry 1958, 59, 60
Hyland, Richard 1968, 69, 70

I

Iakisch, Robert 1907, 08
Innis, Joe 1997
Irish, Russell 1922, 23
Isom, Adolph 1968, 69

J

Jackomino, Bradley 1976, 77, 78
Jackson, Brandt 1967, 68
Jackson, Keith 1993, 94
Jacobazzi, Roger 1962, 63, 64
Jacobi, Gustav 1917, 19
Jacobs, H.H. 1892, 93, 94, 95
Jacobson, Carl 1910
Jaeger, Roger 1969, 70, 71
Jakious, Richard 1972, 73, 74
Jakubowski, Josh 1997, 99, 00
James, Erasmus 2001, 02, 04
Janek, Chris 1996, 97, 98, 99
Jankowski, Eddie 1934, 35, 36
Jankowski, Thomas 1964, 65, 66
Jansen, Brian 1985
Janule, Victor 1966
Jax, James 1961
Jefferson, Jason 2001, 02, 03, 04
Jefferson, Theodore 1970
Jenkins, Lowell 1957, 58, 59
Jenkins, Michael 1972, 73, 74
Jenkins, Nathan 1965
Jensen, Howard 1929, 30
Jensen, Paul 1934, 35, 36
Jenson, Joel 1964
John, Rex 1938, 45
Johnson, Al 1999, 00, 01, 02
Johnson, Albert 1905, 06
Johnson, Ben 1999, 00, 01, 02
Johnson, Bob 1963
Johnson, Coleman 1997
Johnson, Duane 1972, 75

Johnson, Ervin 1936
Johnson, Eugene 1945
Johnson, Farnham 1942
Johnson, Gregory 1969, 71
Johnson, James 1968, 70
Johnson, Lawrence 1976, 77, 78
Johnson, Leon 1986, 87, 88, 89
Johnson, Malcolm 1990
Johnson, Richard 1982, 83, 84
Johnson, Robert 1972, 73, 74
Johnson, Ron 1992, 93, 94
Johnson, Scott 1987, 88
Johnston, Robert 1984, 85, 86
Joki, Matthew 1988
Joliffe, W.M. 1897, 98, 99
Jones, Bryan 1994
Jones, Darius 2000, 02, 03
Jones, George 1904
Jones, James 1963, 64
Jones, Michael 1981, 82, 83, 84
Jones, Rex 1974, 75
Jones, Theodore 1898, 1903
Jones, Thomas 1976
Jones, Timothy 1985
Joran, Paul 2004
Jordan, Lynn 1933, 34, 35
Jordan, Tim 1982, 84, 85, 86
Josten, John 1978, 80, 82
Jowers, Jason 1999, 00, 01, 02
Joyce, Leo 1979, 80, 81
Juneau, William 1899, 00, 01, 02

Jung, Louis 1964, 65
Jurewicz, Bryan 1993, 94, 95, 96


K

Kabat, Greg 1930, 31, 32
Kalasmiki, Mike 1978, 79
Kaltenberg, Thomas 1975, 76, 77
Kamoku, James 2004
Kampmann, Kevin 1998
Karel, John 1892, 94, 95, 96, 98
Kasiska, Robert 1924, 25, 26
Katula, Matt 2001, 02, 03, 04
Kavanagh, Scott 1996, 97, 98, 99
Kaye, Jesse 1964, 65
Keeler, Ray 1912, 13, 14
Keeling, David 1982
Keenan, Joe 1943
Keigher, Greg 1995
Kelich, Joe 1982, 83
Kellogg, William 1960
Kelly, Brandon 2004
Kelly, Joseph 1947, 48, 49
Kelly, Michael 1975, 76
Kelly, Pat 1977, 78
Kelly, W.M. 1914, 16, 17
Kemp, Nikki 1994
Kempthorne, Dion 1961, 62
Kennedy, Brant 1985, 86, 87
Kennedy, Chris 1993
Kennedy, Martin 1913, 14

Kennedy, Robert 1950, 51, 52
Kerr, James 1889, 90
Kessenich, Paul 1949
Ketelaar, William 1927, 28, 29
Keyes, Bud 1985, 86, 87
Keyes, Orton 1917
Kieckhefer, Herbert 1916, 17
Kiessling, Oscar 1921
Kiltz, John 1978
Kindt, Don 1943, 45, 46
King, Donte 1997, 98
King, Troy 1979, 80, 81, 82
Kissling, Dan 1986, 87, 88, 89
Kittel, Tom 1945, 47, 48
Kleber, Michael 2002
Klinzing, Vern 1945
Klosek, Timothy 1971
Kmet, James 1983, 84, 85, 86
Knapp, George 1891, 92
Knauff, Donald 1946, 47, 48, 49
Knight, Roger 1997, 98, 99, 00
Knobel, F. 1898
Knoeck, Tim 1986, 87, 88, 89
Kobza, Robert 1983, 84
Koch, Philip 1999
Koch, Thomas 1971, 72
Koch, Walter 1915, 16
Kocourek, David 1956, 57, 58
Koeck, Rich 1972, 73, 74
Koehler, Harold 1941
Koenig, William 1932, 33
Kolbusz, Don 1939
Kolian, Richard 1955, 56
Kolodziej, Ross 1997, 98, 99, 00
Konovsky, Robert 1954, 55
Kopina, Dan 1974, 75
Kostka, Wayne 1966
Kouba, Steve 1994
Kowalski, Tim 1989
Krall, David 1976, 77, 78
Kralovec, Arthur 1916, 17
Kranhold, Harvey 1931, 32
Kreger, Jeffrey 1969
Kreich, Ray 1939, 40, 41
Krein, Joel 1979
Krepfle, Mike 1978, 80
Kresky, Joe 1926, 27, 28
Kreuz, Louis 1914, 15, 16
Kreuz, Robert 1925, 26
Kron, Gary 1968
Kroner, Gary 1961, 62
Krueger, Lee 1990, 91, 92, 93
Krueger, Matt 1991
Kruger, Kenneth 1929, 30, 31
Krugman, John 1970, 71
Krumrie, Tim 1979, 80, 81, 82
Kuenzler, John 1943
Kuhlemeier, James 1966
Kuhns, Chad 1998, 99, 00, 01
Kuhns, Russ 2000, 01, 02
Kulcinski, Gerald 1958, 59, 60
Kull, Fred 1891, 92, 93, 94, 95
Kummer, Milt 1932, 33, 34
Kundert, Kenneth 1933, 34
Kunesh, Ervin 1960
Kurek, Ralph 1962, 63, 64
Kusa, James 1943, 44



Casey Rabach



Jeff Messenger

L

La Bun, Vladimir 1974, 75
 LaCroix, Richard 1965, 66
 Ladewig, Fred 1940
 Lager, Dennis 1965
 Laird, Ken 1943
 Lamia, Vince 1973, 74, 75, 76
 Lamont, Brian 1999, 00
 Lamphere, Robert 1953
 Landsee, Bob 1982, 83, 85
 Lane, William 1949, 50, 51
 Lange, Raymond 1911, 12, 13
 Lanphear, Dan 1957, 58, 59
 Lanphear, George 1936
 Larson, Albert 1898, 99, 00, 01
 Larson, Lloyd 1924, 25
 Laubenheimer, Roger 1943, 44
 Lawrence, Matt 2003, 04
 Leafblad, Ronald 1962, 63, 64
 Leaper, Wesley 1918
 Lee, Donald 1943, 46
 Lee, Rory 1990
 Lehman, C. 1945
 Leitl, Lester 1925, 26
 Leonhard, Jim 2001, 02, 03, 04
 Leppla, Robert 1975
 Lerro, Joe 1977
 Lerum, Arnie 1899, 00, 01
 Letz, Robert 1943

Leu, Robert 1950, 51
 Levenhagen, Mark 1972
 Levenhagen, Michael 1973
 Levenhagen, Pat 1954, 55, 56
 Levenick, Dave 1977, 78, 79, 80, 81
 Levine, Jason 1993
 Levissee, Lester 1905
 Lewis, Alex 2002, 03
 Lewis, Danny 1955, 56, 57
 Lewis, Greg 1973, 74, 75
 Lewis, Richard 1980
 Lewis, Traison 2002, 03
 Lick, Dennis 1972, 73, 74, 75
 Lick, James 1983
 Lick, Steve 1975, 76, 77
 Liethen, Alois 1929
 Liljequist, Lawrence 1902, 03
 Linden, John 1928, 29
 Lindsey, Scott 1969
 Linfor, Joe 1930, 31, 32
 Lisowski, Dan 1998, 99
 Little, Gary 1972
 Little, James 1967
 LoCascio, Guy 1974
 Locklin, Ronald 1952, 53, 54
 Locklin, Stuart 1946
 Loehrke, John 1936, 37, 39
 Loepfe, Dick 1941, 46, 47
 Logemann, R. 1889
 Lokanc, David 1970, 71, 72

London, Michael 1991, 92, 93, 95
 London, Mike 1964, 65
 Long, F. 1902
 Long, Thomas 1924, 25
 Lonnborg, Thomas 1971, 72
 Loope, T.E. 1889
 Lopp, Frank 1941, 46
 Lorenz, Albert 1938, 39, 40
 Lorenz, Don 1978, 79
 Lorenz, Michael 2002, 03, 04
 Losse, Gary 1969, 70
 Lossow, Rodney 1985, 86, 87
 Loukas, Anthony 1964, 65, 66
 Lovshin, Leonard 1933, 35, 36
 Lovshin, Ralph 1931, 32
 Lowe, Dean 1943
 Lowe, William 1954, 55, 56
 Lowery, Tony 1987, 88, 90, 91
 Lowman, M. 1907, 08
 Lubratovich, Milo 1928, 29, 30
 Lucas, Richard 1975
 Luko, Jeffrey 1979, 81
 Luksik, Franklin 1957
 Lund, Gary 1970, 71, 72
 Lurtsema, Rob 1993, 97
 Lusby, William 1928, 29, 30
 Lutz, John 1943
 Lyle, J.T.S. 1897
 Lyles, Kevin 1993, 94, 95, 96
 Lyman, F.S. 1899
 Lyman, T.U. 1892, 93, 94
 Lynch, Brendan 1988, 89, 90, 91
 Lyons, Eugene 1940, 41, 42
 Lyons, Terry 1974, 75, 76
 Lysek, David 1994, 95, 96, 97

M

Macias, Jay 1991, 92, 93, 94
 Mack, Jeffrey 2000, 01, 02, 03
 Mack, Jeffrey 1972, 73, 74
 Mackmiller, William 1901, 10, 11
 Magazzeni, Joe 1988, 89
 Mahlik, Eric 1997, 98, 99, 00
 Mahnke, Allan 1934, 35
 Mahone, Tyrone 1989, 90
 Maiava, Lyle 2004
 Makris, George 1941, 42
 Maksen, Bill 1991
 Malesevich, Bronko 1936, 37
 Malesevich, Emil 1936
 Malone, Wally 1982
 Mals, Ray 1945
 Mangum, Mark 1990
 Manic, Dennis 1972, 73
 Maniecki, Jason 1991, 93, 94, 95
 Manley, Korey 1990, 91, 92
 Mann, Berthold 1918
 Mansfield, Arthur 1928
 Mansfield, Bob 1948, 50
 Mansfield, Von 1980, 81
 Marcin, Raymond 1963, 65
 Marconi, Joseph 1985
 Marek, Billy 1973, 74, 75
 Margoles, Harry 1918, 20
 Marks, Randall 1968, 69, 70
 Marks, Ryan 1997, 98, 99, 00
 Marrow, Brian 1981, 82, 83
 Marsh, Charles 1902
 Marshall, Albert 1900, 01

Martin, Carl 1952
 Martin, Cecil 1995, 96, 97, 98
 Martin, James 1937
 Martin, Jay 1913
 Martine, Jim 1978, 79
 Maselter, William 1964, 65
 Mason, Ernest 2003
 Maternowski, Curt 1989, 90, 91, 92
 Mather, Israel 1898
 Matthews, Ira 1975, 76, 77, 78
 Mauerman, J.F. 1898
 Maves, Earl 1946, 47
 May, William 1943
 Mayer, Michael 1970, 71, 72
 Mayfield, Jesse 2001
 Mayo, Brad 1987, 88, 89
 McAndrews, Harry 1924, 25
 McCauley, Thomas 1966, 67, 68
 McClish, Michael 1969
 McConnell, Philip 1989
 McConnell, Tim 1974, 75, 76
 McCorison, Kyle 2002, 03
 McCormick, Ben 1997
 McCormick, Henry 1925
 McCoy, James 1977, 78
 McCrory, Raymond 1915, 16
 McCullough, Carl 1993, 95, 96, 97
 McFadden, Thad 1980, 81, 83, 84
 McFadzean, Jim 1940, 41, 42
 McGettigan, Pat 1989, 90, 91, 92
 McGiveran, Stanley 1924
 McGovern, T.Y. 1892
 McGrew, Delante 1998, 99, 00, 01
 McGuire, Walter 1930, 31, 32
 McIntosh, Chris 1996, 97, 98, 99
 McKaskle, Herman 1927
 McKay, Bob 1940, 41, 42
 McKinney, Gerald 1961
 McKinnon, Kyle 1981
 McLaughlin, Paul 1943
 McMaster, Paul 1913, 14
 McMillin, James 1962
 McNamara, William 1953, 54, 55
 McNaught, J.H. 1890
 McPherson, Charles 1896
 Mead, Jack 1941, 44, 45
 Mearlon, James 1968
 Mehrling, Robb 1988
 Melhaff, Taylor 2004
 Melka, Jim 1981, 82, 83, 84
 Melzner, Arthur 1904
 Merritt, Ahmad 1996, 97, 98, 99
 Messenger, Daniel 1979, 80
 Messenger, Jeff 1991, 92, 93, 94
 Messina, Angelo 1972
 Messmer, John 1906, 07, 08
 Messner, Gary 1953, 54
 Meyer, Martin 1944, 45
 Meyer, Robert 1943
 Meyers, C.M. 1889
 Meyers, Paul 1915, 16, 19
 Meyers, Tilden 1948, 49, 50
 Mialik, Larry 1969, 70, 71
 Mialik, Matt 2001, 02
 Michuda, Andrew 1974, 75, 76
 Mielke, David 1983, 84
 Mietz, Robert 1974
 Miklusak, Neil 1994, 95, 96
 Milaul, Frank 1941
 Mileager, Dick 1975, 76, 77

Milek, Joseph 1964
 Millar, William 1933
 Miller, Carl 1922, 23, 24
 Miller, Charles 1906, 08
 Miller, Chester 1928
 Miller, Don 1939, 40, 41
 Miller, James 1953, 54, 55
 Miller, Jeff 1988, 89, 90
 Miller, Kerry 1988, 89, 90
 Miller, Ron 1960, 61
 Miller, William 1953
 Minter, Alan 1975, 76, 77
 Moeller, Ralph 1937, 38, 39
 Moffatt, William 1901, 02
 Moffett, Harold 1912
 Mohapp, Dave 1978, 79, 80, 81
 Molinaro, Frank 1930, 31, 32
 Moll, John 1908, 10, 11
 Momcilovic, Milan 1987
 Monk, Robert 1964
 Monroe, Brad 1969
 Montgomery, Ken 1962
 Montgomery, Mark 1990, 91, 92, 93
 Montgomery, Steven 1977
 Montoute, Sankar 1980
 Monty, Joe 2003, 04
 Monty, Pete 1993, 94, 95, 96
 Moon, Lance 1970, 71
 Moore, Brian 1959, 60, 61
 Moore, James 1976, 77, 78
 Morgan, Michael 1974, 75, 76, 77
 Morris, Melvin 1956, 57
 Morse, R.J. 2001, 02, 03, 04
 Mortell, Emmett 1935
 Moss, Brent 1991, 92, 93
 Motl, Kevin 1979, 80
 Muckleston, R.W. 1907, 08
 Mucks, Arlie Sr. 1914
 Muegge, Walter 1926
 Mueller, Herb 1934
 Mueller, Nick 2000
 Mueller, Sam 1997, 98, 99
 Mullen, Mike 1990
 Munden, Kirk 2001
 Murphy, Donald 1967, 68, 69
 Murphy, Merritt 1900
 Murphy, Peter 1907, 08, 11
 Murray, Jack 1937, 38, 39
 Muschinske, Bruce 1977
 Musha, Mike 1968, 69
 Myers, Bobby 1996, 97, 98, 99

N

Namnick, Steve 1978
 Nault, Jeffrey 1981, 82
 Neal, Marvin 1979, 80, 81, 83
 Negus, Fred 1942, 46
 Nellen, James 1934, 35
 Nelson, Gordon 1920, 21
 Nelson, Oscar 1893, 94, 96
 Nelson, Parnell 1931
 Nelson, Paul 1923, 24, 25
 Nelson, Robert 1958, 59
 Nelson, Robert 1993, 95
 Nelson, Scott 1990, 91, 92, 93
 Nelson, Todd 1986, 87, 88
 Nena, Gerald 1960
 Nettesheim, Dave 1945

Nettles, James 1961, 62, 63
 Neuser, Mark 2001
 Newell, Robert 1987, 88, 89, 90
 Nichols, Thomas 1922, 23, 24
 Nicolazzi, Richard 1957
 Nieforth, Fred 2003
 Nines, Richard 1945
 Nordwig, Todd 1971
 Norvell, Aaron 1989, 90, 91, 92
 Norvell, Merritt 1960, 61, 62
 Norwick, Joseph 1974, 75
 Nosbusch, Keith 1970, 71, 72
 Novak, Clarence 1972, 73, 74
 Nowak, James 1967, 69
 Nowka, Pete 1985, 86, 87, 88
 Null, Robert 1934, 35
 Nyquist, Matt 1992, 93, 94, 95

O

O'Brien, George 1950, 51, 52
 O'Brien, John 1902, 04
 O'Brien, John P. 1936, 37, 38
 O'Dea, Pat 1896, 97, 98, 99
 O'Donahue, Pat 1949, 50, 51
 O'Donnell, Jody 1979, 80, 81, 82
 O'Neill, Ed 1947
 Odomes, Nate 1984, 85, 86
 Ofstie, Harold 1911, 12, 13
 Olsen, Harold 1916
 Olshanski, Hank 1947
 Olson, William 1917
 Oman, Tury 1928, 29, 30
 Onstad, Erick 1891
 Orlando, Todd 1991, 92, 93
 Orlich, Dan 1945
 Orr, Jonathan 2002, 03, 04
 Orszula, Mark 1979, 80
 Osswald, Chris 1981, 83, 84
 Osthoff, Oscar 1907, 08, 09
 Ostrowski, Justin 2004
 Otterback, Hal 1946, 47, 48, 49
 Otto, Tim 1988
 Owens, Fred 1987, 88, 89

P

Paar, Ronald 1962, 63
 Pacetti, Mario 1932, 33, 34
 Pacetti, Nello 1929, 31, 32
 Paciotti, Tony 2001, 02, 03, 04
 Pagel, John 1972
 Palermo, Jason 2003, 04
 Panos, Joe 1991, 92, 93
 Parish, Forest 1948
 Parish, Steven 1979
 Parks, John 1927, 28, 29
 Partington, Paul 1986, 87, 88
 Paskvan, George 1938, 39, 40
 Passini, Mike 1971, 72
 Patterson, Brian 1993, 94
 Paul, Herbert 1937
 Peabody, Alvin 1972, 73, 74
 Peak, Vern 1935, 36, 37
 Pearce, James 1967
 Pearce, Benjamin 1922
 Pearson, Bret 1981, 82, 83, 84
 Peele, H.J. 1896, 97, 99
 Perkins, Ron 1958, 59, 60
 Perry, C.S. 1903, 04

Peters, Kenton 1951, 52
 Peters, Shawn 1988
 Peters, Thomas 1955, 57
 Peterson, Clarence 1936
 Peterson, Donald 1939, 40
 Peterson, H. 1903
 Peterson, Keith 1985, 86, 88
 Peterson, Marv 1932, 33
 Peterson, Phillip 1966
 Peterson, Robert 1939
 Petruska, Robert 1948, 49, 50
 Pettus, Jerone 2001, 02, 03
 Phillip, Clifford 1940
 Pickens, Robert 1963
 Pierce, Brad 1983, 84
 Pierce, Brady 1988, 89, 90
 Pierce, Maurice 1910, 11
 Pike, Harry 1933
 Pillath, Roger 1961, 62, 63
 Pinnow, Gary 1964, 65
 Pinnow, John 1946, 47, 48
 Piper, Robert 1943
 Piraino, Albert 1964
 Pisetsky, Vitaly 1997, 98, 99, 00
 Pittleman, Irving 1944
 Pizer, Gordon 1934
 Pluff, Gary 1968
 Pociask, Jason 2002, 03, 04
 Pohl, Neil 1934, 36, 37
 Poindexter, William 1970, 71
 Polaski, Steve 1922, 24, 25
 Polczynski, Nick 1989, 90
 Pollard, Ronnie 1973, 74, 75, 76
 Pollex, Eric 1995
 Pollock, Chester 1911
 Pophal, Raymond 1944
 Popp, Anton 1935
 Porett, Leo 1933
 Pottinger, Earl 1945
 Powell, Thomas 1912
 Powell, Walter 1912, 13
 Prael, F.W. 1889
 Pratt, George 1998, 99
 Pratt, Syllas 1993, 94
 Prchlik, Arthur 1951, 52
 Price, Art 1983, 84
 Price, Arthur 1928
 Price, Edgar 1944, 47, 48
 Price, J. 1903
 Price, William 1949
 Prins, Richard 1943
 Proctor, Thomas 1952
 Propsom, Michael 1969
 Prusinski, Michael 1976
 Purnell, James 1961, 62, 63
 Pyre, J.F.A. 1891, 95, 96

Q

Quaerna, Arnold 1963

R


Rabach, Casey 1997, 98, 99, 00
 Rabas, Greg 1980, 81
 Rabas, Thomas 1955
 Radcliffe, Robert 1948, 49, 50
 Raddatz, Craig 1983, 84, 85, 86
 Rader, Mike 1994, 95, 96
 Radke, Fred 1925

Rafko, Nick 1990, 91, 92, 93
 Raiola, Donovan 2002, 03, 04
 Ramlow, Richard 1943
 Randle El, Marcus 2004
 Rapps, David 1988, 89, 90
 Rasmussen, Jeff 1991, 92
 Rasmussen, John 1974, 75, 76
 Rau, Harold 1914, 15
 Ray, Bob 1940, 41, 42
 Raymer, Cory 1991, 92, 93, 94
 Reber, Thomas 1980
 Rebholz, Harold 1927, 28, 29
 Rebholz, Harold Jr. 1953
 Rebholz, Russ 1930, 31
 Reddick, Melvin 1967, 68, 69
 Reese, Dwight 1991, 92
 Regan, Jim 1942
 Reich, Robert 1943
 Reichardt, Rick 1962, 63
 Reid, Michael 1983, 84, 85, 86
 Reimer, John 1974, 75
 Reineck, Gary 1966, 67, 68
 Reinke, James 1954, 55, 56
 Reise, Steven 1973
 Relich, Daniel 1976, 77, 78
 Remp, R.W. 1903, 04
 Rendtorff, Edmund 1893
 Rennebohm, Robert 1946, 47
 Retzlaff, Dague 1997, 98, 99, 00
 Rhodes, Rodney 1972, 73
 Rhymes, John 1993
 Rice, Eric 1964, 65, 66
 Richards, John 1892, 93, 94, 95
 Richards, Marshall 1980
 Richardson, Charles 1972
 Richardson, Curtis 1980, 81
 Richardson, Seth 1900
 Richter, Bob 1964, 65, 66
 Richter, Pat 1960, 61, 62
 Ridlon, Walter 1966, 67
 Rieger, Harry 1914, 15
 Riewer, Frank 1941
 Riordan, James 1937
 Riordan, J.P. 1895, 96, 97, 00
 Ritcherson, Lewis 1969
 Roan, Michael 1991, 92, 93, 94
 Roberson, Royce 1994, 95
 Roberts, George 1941
 Roberts, Jacques 1968
 Roberts, John 1940, 42
 Roberts, Ronald 1953
 Robertson, Arthur 1943
 Robinson, Bradbury 1903
 Robinson, Rafael 1988, 89, 90, 91
 Rodgers, James 1957
 Rodriguez, Joe 1976, 77
 Roedel, John 1965
 Roell, Rob 1997, 98, 99
 Rogenski, Theodore 1960
 Rogers, C. 1899
 Rogers, Harlan 1906, 07, 08
 Rogers, James 1959
 Rogers, Roderick 2003, 04
 Rohde, John 1994
 Rohde, Kevin 1982, 83
 Rooney, Harold 1941
 Root, Greg 2003, 04
 Rosandich, Ron 1955
 Rose, Eugene 1926, 27, 28
 Rose, Randy 1974, 75, 76

Roseth, Leonard 1905, 09
 Rosga, Tim 1996, 97, 98, 99
 Ross, James 1985, 86, 87, 88
 Ross, John 1933
 Rothbauer, Joe 1978, 79, 80
 Rowan, Levonne 2002, 03, 04
 Rowe, Charles 1943
 Rudat, Karl 1967, 68
 Rudolph, Joe 1992, 93, 94
 Ruetz, Howard 1978, 79, 80
 Russell, James 1992
 Rustman, Karl 1947, 48
 Rutenberg, Bill 1980
 Rutenberg, William 1952
 Rux, Steve 1986, 87
 Ryan, John 1966, 67, 68
 Ryan, John E. 1893, 94, 96, 97

S

Sachen, Michael 1964, 65
 Sachtjen, Kenneth 1948, 49, 50
 Safranek, Randy 1972
 Saleh, Tarek 1993, 94, 95, 96
 Salen, Gregory 1973
 Salmons, David 1968
 Samp, Edward 1910, 11, 12
 Samuel, Mike 1995, 96, 97, 98
 Sanders, Dontez 2002, 03, 04
 Sanger, Art 1972, 73, 74
 Sanger, Carl 1933
 Sanger, Fred 1925
 Sauter, Kendall 1939
 Savage, Corey 1981
 Sawicki, Mark 1978
 Schabert, Matt 2001, 02, 03
 Schade, Donald 1959, 60, 61
 Schaefer, Jerry 1948, 49
 Schaffner, Donald 1966, 68
 Scheid, Terry 1970
 Schenk, James 1961, 62
 Scherneck, Edward 1922
 Schick, Jason 1999, 00, 01
 Schick, William 1983, 84, 85
 Schieble, Dan 1976, 77, 78
 Schiller, Robert 1931, 32, 33
 Schinke, Thomas 1965, 66, 67
 Schleisner, Bill 1950, 51
 Schlicht, Bob 1971
 Schlicht, Kurt 1983
 Schliksbier, Karel 1975
 Schmidt, Edward 1914
 Schmidt, Rudy 1968, 69
 Schmitsch, Richard 1966, 67
 Schmitz, Bill 1937, 38, 39
 Schneck, Dan 1995
 Schneck, Mike 1996, 97, 98
 Schneider, Alfred 1923
 Schneider, James 1969
 Schneider, Paul 1992
 Schneider, W.H. 1904
 Schneller, John 1930, 31, 32
 Schnetzky, Rick 1993, 94
 Schoessow, Wally 1966, 67, 68
 Schofield, Harvey 1902, 03
 Schoonover, Alan 1957, 59
 Schrader, David 1970, 72
 Schreiber, William 1900, 01
 Schreiner, Dave 1940, 41, 42
 Schremp, Thomas 1977, 78, 79



Darryl Sims

Schroeder, Daniel 1973
 Schuelke, Karl 1933, 34, 38
 Schuette, Paul 1926
 Schwartz, John 1944
 Schwarze, Herbert 1924
 Schymanski, James 1971, 72, 73
 Scott, Ralph 1917, 19, 20
 Scribner, Charles 1907, 08
 Seamonson, Al 1980, 81
 Searcy, Henry 1990, 91, 92, 93
 Seelinger, Len 1941, 42
 Seifert, Michael 1971, 72, 73
 Seis, Dean 1980
 Self, Clarence 1943, 46, 47, 48
 Senczysyn, David 1990
 Senn, Ed 1980
 Senn, George 1898, 99, 00, 01
 Severson, Peter 1981, 82
 Shackerford, Lamark 1990, 91, 92, 93
 Shafer, Allan 1944
 Sharp, Duer 1988, 89, 90, 91
 Sharron, Scott 1985
 Shea, Bob 1945, 47, 48
 Sheehan, William 1929
 Sheldon, Walter 1889, 92, 95, 96
 Shelton, Rodney 1991
 Shinnick, Thomas 1968, 69, 71
 Shoemaker, Lawrence 1927, 29
 Shong, A.C. 1898

Shorney, Gordon 1919
 Shumate, Mark 1979, 80, 81, 82
 Shwaiko, Paul 1952, 54, 55, 58
 Sigmund, John 1997, 98, 99, 00
 Silverwood, T.P. 1895, 96
 Silvestri, Carl 1962, 63, 64
 Simala, Jay 1992
 Simcic, John 1948, 49, 50
 Simkowski, George 1950, 51, 52
 Simmons, Douglas 1930, 31
 Simmons, Haywood 1994, 95
 Simmons, Ken 1973, 74, 75
 Simmons, Ryan 2000, 01, 02
 Simmons, Tony 1994, 95, 96, 97
 Simonson, Richard 1956
 Simpson, Eber 1915, 16, 17
 Simpson, George 1915
 Sims, Clint 1979, 80, 81, 82
 Sims, Darryl 1980, 81, 82, 84
 Sivyver, Benjamin 1917
 Sklare, Scott 1975
 Skow, Emil 1900, 01
 Skrzypchak, Eric 1996, 97, 98
 Slaughter, B.K. 1924
 Smith, Brian 1982
 Smith, Chuck 1999, 00, 01
 Smith, Dwayne 2002, 03
 Smith, Frederick 1918, 19
 Smith, Harold C. 1928, 32, 33
 Smith, Harold, F. 1929, 30, 31

Smith, Jerome 1950, 51
 Smith, John B. 1972, 73
 Smith, John H. 1967, 68
 Smith, Leonard 1922
 Smith, Lewis 1927, 28, 29
 Smith, Lynwood 1914, 15
 Smith, Jerron 2001
 Smith, Ronald 1962, 63, 64
 Smith, William 1961, 62, 63
 Smolich, Michael 1970, 71
 Snell, Ray 1977, 78, 79
 Snell, Robert 1968
 Sobocinski, Phil 1964, 65, 66
 Solwold, Mike 1997, 99, 00
 Sondrup, Ryan 1995, 96, 97
 Sorgi, Jim 2000, 01, 02, 03
 Soukop, Rudolph 1906, 07
 Souza, Wayne 1977, 78
 Spaeth, Tony 1989, 90, 91, 92
 Sparger, David 1985, 86
 Spencer, Troy 1985
 Spiller, Rod 1993, 94, 95, 96
 Sprague, Charles 1958
 Sprague, Jake 1998, 99, 00, 02
 Springer, Ernest 1906, 08
 Spurlin, Larry 1979, 80, 81
 Staiger, David 1949, 50
 Stalcup, Jerry 1957, 58, 59
 Staley, Ronald 1960, 61
 Stangel, C.G. 1898
 Stanger, Dirk 1996
 Stanley, Booker 2003, 04
 Stanley, Henry 1935
 Starch, Ken 1973, 74, 75
 Stark, Harold 1917
 Stark, Howard 1919, 20
 Stark, Steve 1992, 93, 94, 95
 Starks, Scott 2001, 02, 03, 04
 Stassi, Mike 1982
 Stauss, Tom 1977, 78, 79
 Stavrum, Edwin 1913, 14, 15
 Stecker, Aaron 1995, 96
 Steffen, Joe 1996
 Stein, Jeffrey 1987
 Steiner, Ronald 1957, 58, 59
 Steiner, Rudy 1971, 72
 Steinmetz, George 1950, 51, 52
 Stejskal, Dennis 1975, 76, 77
 Stellick, Jack 1955
 Stellmacher, Joe 2003, 04
 Stemke, Kevin 1997, 98, 99, 00
 Stensby, Clarence 1951, 52, 53, 54
 Stephenson, Dennis 1969, 70
 Steverson, Ron 1980, 81
 Stewart, Jon 1973
 Stiehm, Ewald 1906, 07, 08
 Stieve, Terry 1973, 74, 75
 Stills, Ken 1983, 84
 Stipek, Ray 1923, 24, 25
 Stocco, John 2003, 04
 Storck, Robert 1970, 71, 72
 Stout, Ward 1930, 31
 Stracka, Tim 1978, 79, 80, 82
 Strain, Clair 1931, 32, 34
 Straubel, Austin 1924, 25, 26
 Street, Lester 1896
 Strehlow, Rollie 1949, 50, 51
 Strickland, Ben 2004
 Striefel, Rick 1986
 Stroede, Terrence 1978, 79

Strongquist, Luther 1904
 Strop, Todd 1989, 91
 Stupka, Bob 1942
 Subach, Mark 1980, 81, 82
 Suits, William 1960
 Suminski, David 1950, 51, 52
 Sumner, Louis 1889, 91, 92
 Sundt, Guy 1918, 19, 20, 21
 Surber, Gordon 1947
 Suttle, Jason 1994, 95, 96, 97
 Swalve, Gary 1966, 67, 68
 Swan, Scott 1981
 Swiderski, Edward 1930
 Swopes, Aaron 1987
 Sydnor, Eric 1985, 86
 Sydnor, Raymond 1978, 79
 Sykes, Robert 1922, 27

T

Taft, Merrill 1922, 23
 Tams, Mike 1989, 90
 Tandberg, Alvin 1911, 12, 13
 Tansor, Dave 1986
 Tarrell, Lucius 1904, 05
 Tarzetti, Kenneth 1944
 Taulien, John 1985
 Tauscher, Mark 1997, 98, 99
 Taylor, George 1913, 14
 Taylor, Glenn 1915, 16
 Taylor, John 1919
 Taylor, Leonard 1995, 96, 97, 98
 Taylor, Robert 1982, 84, 85, 86
 Teague, Robert 1949
 Tebell, Gustaf 1920, 21, 22
 Teckemeyer, Oscar 1923, 24
 Teets, Richard 1985, 86
 Temp, James 1952, 53, 54
 Tennant, John 1938, 39, 40
 Terrell, Melvin 1980, 84
 Teteak, Richard 1956, 57, 58
 Thiele, R.C. 1891
 Thomas, Charles 1954, 55
 Thomas, Greg 1987, 88, 89, 90
 Thomas, Joe 2003, 04
 Thomas, Vaughn 1979, 80, 81, 82
 Thompson, Alan 1969, 70, 71
 Thompson, Bryson 1998, 99, 00, 01
 Thompson, Donnel 1996, 97, 98, 99
 Thompson, George 1895
 Thompson, Jerry 1944, 45
 Thompson, Jim 1945, 46
 Thompson, Mike 1991, 92, 93, 94
 Thompson, Patrick 1990, 91, 92
 Thompson, Rich 1988, 89, 90, 91, 92
 Thornally, Dick 1940, 41, 42
 Thurner, George 1930, 31, 32
 Tietz, John 1966, 67
 Timbers, Kareem 2001, 02, 03
 Tobias, Dave 1930, 31, 32
 Todd, Wayne 1966, 67, 68
 Toepfer, Jim 1947
 Tommerson, Clarence 1934, 35, 36
 Tompkins, Reginald 1985, 86
 Toon, Al 1982, 83, 84
 Torian, Reggie 1994, 95
 Tormey, Albert 1912, 13
 Tormey, Thomas 1900
 Tornow, Elmer 1938, 39

Torpfer, Jim 1947
 Tratt, Paul 1897, 98, 99, 00
 Tratt, W.F. 1892
 Trautman, George 1894, 95
 Trautman, H. 1896
 Triplett, Delta 1997
 Trotta, Lee 1968
 Tucker, B.J. 1999, 00, 01, 02
 Tucker, Melvin 1990, 91, 92, 94
 Tucker, Rob 2002
 Turk, Daniel 1983, 84
 Turturro, Ralph 1978

U

Underwood, Pete 1987
 Underwood, Steven 1960, 61, 62
 Unerth, Matt 1998, 99, 00
 Unverzagt, Eric 1991, 93, 94, 95
 Ursin, Donald 1952, 53, 54
 Usher, Edison 1918

V

Vance, Jerry 1980, 81
 VandenBoom, Matt 1980, 81, 82
 Vanderboom, E.J. 1902, 03, 04, 05
 Vanderhoof, William 1950
 Vander Kelen, Ron 1962
 VanderVelden, Donald 1960, 61
 Vanderveldt, Jamie 1993, 94, 95, 96
 VandeZande, Chad 1985, 86, 87, 88
 VanGent, Conrad 1911, 13
 VanRiper, John 1911, 12
 VanRoo, Todd 1992
 Vaughn, Harold 1917
 Veit, Sam 1991, 92, 93, 94
 Veith, Steven 1977, 78, 79
 Vergetis, Gus 1953
 Vernon, Calvin 1948
 Versnik, Ron 1980, 81, 82
 Verstegen, Mike 1991, 92, 93, 94
 Vesel, Charles 1960
 Vesperman, Michael 1973, 74
 Vincent, Troy 1988, 89, 90, 91
 Vinci, Steven 1986, 87, 88
 Vine, Jeffrey 1976, 77, 78, 79
 Vogds, Evan 1941, 42
 Vogt, Hugo 1943
 Voigt, Stuart 1967, 68, 69
 VonBremer, George 1925, 26, 27
 VonHeimburg, Ernest 1962, 64
 Voss, Donald 1951, 52
 Vranesh, George 1941

W

Waerig, John 1995, 96
 Wagner, Chris 2000
 Wagner, Jeffrey 1985, 86, 88
 Wagner, John 1977
 Wagner, Robert 1978
 Wagner, Rube 1926, 27, 28
 Wagner, Scott 1996, 97
 Wagner, Steve 1973, 74, 75
 Waisanen, Erik 1998
 Walgenbach, Gene 1941
 Walker, Albert 1957
 Walker, Averick 1983, 84
 Walker, Carlton 1980, 81
 Walker, David 1891, 92
 Walker, Elbert 1969, 70, 71
 Walker, Melvin 1967
 Walsh, Jeffrey 1977
 Walter, Ted 1980
 Ware, Tim 1989, 90, 91, 92
 Warren, Ebert 1927, 28, 29
 Wartinbee, Bob 1948
 Washburn, Cliff 1943
 Washer, Charles 1903
 Washington, Lee 1976, 77
 Washington, Shadrack 1997
 Washington, Selvie 1973, 74
 Wasikowski, Paul 1978
 Wasserbach, Lloyd 1940, 41, 42
 Watkins, LaMarr 2002, 03
 Watrud, James 1977
 Watson, Stephen 2001
 Watters, Philip 1986
 Weber, Bernard 1943, 44
 Webster, Michael 1971, 72, 73
 Weems, Cyril 1993, 94, 95, 96
 Wegner, Edmund 1938, 39, 40
 Weigandt, Bob 1937, 38
 Weiger, Ralph 1943
 Weimar, Albert 1913, 14, 15
 Weiske, Bob 1944, 47, 48
 Weiss, Howard 1936, 37, 38
 Welch, George 1977, 78, 79
 Welch, Gerald 1957
 Welch, Myron 1926, 27
 Welsh, Jonathan 2001, 02, 03, 04
 Wernicke, C.F.G. 1912
 Wescott, Ward 1901
 Wesley, James 1971, 72
 Westedt, Paul 1933
 Weston, Frank 1917, 19, 20
 Westphal, John 1980, 81
 Weyker, Jeff 1988
 Wheeler, Mark 1984
 Wheeler, Sam 1965, 66, 67
 White, Brandon 2002, 03, 04
 White, Jeff 1974
 White, Johnny 2004
 White, LaMarr 1987, 88, 89, 90
 White, Marcus 1997
 Whitmore, Alba 1907
 Whitmore, Joseph 1907
 Whittaker, Elmer 1906, 07, 09
 Whittaker, Terry 1969, 70, 71
 Whyte, Conroy 1999, 00
 Wielebski, T.J. 2004
 Wiener, M.R. 1890
 Wiesner, Tom 1958, 59, 60
 Wilce, John 1907, 08, 09
 Wilder, Lee 1969, 70
 Wilke, Earl 1925, 26
 Willding, Robert 1939, 40
 Wille, Scott 2001
 Williams, Bill 1986, 87, 88, 90
 Williams, Brandon 1996, 97, 98
 Williams, Brandon 2002, 03, 04
 Williams, Broderick 2000, 01, 02
 Williams, Charles 1996, 97
 Williams, Dean 1893
 Williams, Edward 1923
 Williams, John 1979, 80, 81, 82

Williams, John L. 1989
 Williams, Robert 1985, 87
 Williams, Robert 1989, 90, 91
 Williams, Roland 1920, 21, 23
 Williams, Sid 1956, 57, 58
 Williams, Stanley 1972, 73, 74
 Williams, Tony 1996, 97, 98
 Willson, Milo 1932
 Willmarth, George 1899
 Wilson, Glen 1953, 54
 Wilson, J. Donald 1935
 Wilson, J. Robert 1925, 26, 27
 Wilson, Robert 1946, 47, 48, 49
 Wilson, Sean 1989, 90
 Wimmer, Hugo 1952
 Wimmer, James 1930
 Wimpres, James 1974
 Winckler, Bob 1979, 80, 81, 82
 Windward, Erwin 1935, 36
 Winfrey, Carl 1968, 69, 70
 Wings, David 1985, 86, 87, 88
 Wink, Jack 1942, 46, 47
 Winslow, George 1982, 83
 Wirth, Jeff 1990, 91, 92, 93
 Withers, Ed 1949, 50, 51
 Witkus, Douglas 1976, 77
 Witt, Gerald 1951, 52, 53
 Wittig, Richard 1961
 Wojdula, Andy 1961, 62, 63
 Wojtowicz, George 1978
 Wolf, Jeffrey 1987, 88
 Wood, Jake 2003, 04
 Wood, John 1966
 Woodford, Bruce 1977
 Woods, James 1920, 21
 Wrabetz, Voyta 1903, 04, 05
 Wright, James 1935
 Wright, Randy 1981, 82, 83
 Wuhrman, Jerald 1952, 53
 Wunsch, Jerry 1993, 94, 95, 96

Y

Yanakos, William 1966, 67, 68
 Yarborough, William 1968, 69, 70
 Yderstad, Charles 1948, 49, 50
 Yeager, Clive 1988, 99
 Yocum, Chad 1991, 92, 93, 95
 York, Claude 1938, 39
 Young, Richard 1969
 Young, Scott 1993, 94, 95
 Young, Stephen 1962, 63
 Young, Daniel 1979

Z

Zakula, Mark 1972, 73, 74
 Zalewski, Mark 2003, 04
 Zeisler, George 1906
 Zeman, Robert 1957, 58, 59
 Ziemetz, Arthur 1974
 Ziese, Edgar 1927
 Zimmerman, John 1973, 74, 75
 Zinke, Arthur 1913
 Zoelle, Charles 1947
 Zouvoas, Peter 1957, 59
 Zullo, Vince 1991, 92, 93, 94
 Zych, Lester 1943

Badgers in the Pros

The following former Badgers either played or are still active in professional football. These lists were provided by teams from the National Football League, Canadian Football League, World Football League and United States Football League. Only players officially recognized as "rostered" professional players by those organizations are listed. Current professionals (as of 2004 opening day rosters) are listed in ALL CAPS.

PLAYER

Dave Ahrens

Art Albrecht

Bill Albright
Alan Ameche
Norm Amundsen
Mark Anelli
John Atwood
Jim Bakken
Kevin Belcher

Chuck Belin

MICHAEL BENNETT

Scott Bergold
Lee Bernet
Erik Bickerstaff
Guy Boliaux
BROOKS BOLLINGER
Kyle Borland

Ken Bowman

Donny Brady
WENDELL BRYANT
Howard Buck
Tom Burke
Jason Burns
Len Calligaro
LaMar Campbell
Larry Canada



Harland Carl
Chad Cascadden
CHRIS CHAMBERS
Jim Cook
Dave Costa
Ken Criter
Don Davey

Nick Davis
Ralph Davis
Joe Dawkins

RON DAYNE
Jim DeLisle
Jeff Dellenbach

PRO TEAMS

St. Louis Cardinals, 1981-84
Indianapolis Colts, 1985-87
Detroit Lions, 1988
Miami Dolphins, 1989
Seattle Seahawks, 1990
Green Bay Packers, 1941
Pittsburgh Steelers, 1942
New York Giants, 1951-54
Baltimore Colts, 1955-60
Green Bay Packers, 1957
San Francisco 49ers, 2002
New York Giants, 1948
St. Louis Cardinals, 1962-78
Los Angeles Raiders, 1985
Denver Broncos, 1987
Los Angeles Rams, 1993-95
St. Louis Rams, 1996
Minnesota Vikings, 2001-04
St. Louis Cardinals, 1985-86
Denver Broncos, 1965-66
Dallas Cowboys, 2003
Winnipeg Blue Bombers, 1983
New York Jets, 2003-04
Michigan Panthers, 1983-84
New Jersey Generals, 1985
Los Angeles Rams, 1987
Green Bay Packers, 1964-73
Hawaiians, 1975
Baltimore Ravens, 1996-98
Arizona Cardinals, 2002-04
Green Bay Packers, 1921-25
Arizona Cardinals, 1999-02
Cincinnati Bengals, 1995
New York Giants, 1944-45
Detroit Lions, 1998-02
Denver Broncos, 1978-79, 81
Denver Gold, 1983
Chicago Blitz, 1984-85
Chicago Bears, 1956
New York Jets, 1995-99
Miami Dolphins, 2001-04
Green Bay Packers, 1921
San Francisco 49ers, 2001
Denver Broncos, 1969-74
Green Bay Packers, 1991-94
Jacksonville Jaguars, 1995-98
Minnesota Vikings, 2002-03
Green Bay Packers, 1947-48
Houston Oilers, 1970-71
Denver Broncos, 1971-73
New York Giants, 1974-75
Houston Oilers, 1976
New York Giants, 2000-04
Green Bay Packers, 1971
Miami Dolphins, 1985-94
New England Patriots, 1995
Green Bay Packers, 1996-98



Brooks Bollinger (left) and Al Johnson are two of the many Barry Alvarez-era Badgers to have played in the NFL.

Lee DeRamus
Glenn Derby

John Dittrich

Jerry Doerger

Jason Doering
Tom Domres

Wally Dreyer

MIKE ECHOLS
Bob Eckl
Ron Egloff

Gary Ellerson

Larry Emery
Derek Engler
Clarence Esser
LEE EVANS
Tom Farris
Hal Faverty
Rufus Ferguson

Bill Ferrario
JAMAR FLETCHER

Terrell Fletcher
Jim Fraser

Milt Gantenbein
Milt Gardner
AARON GIBSON

Earl Girard


New Orleans Saints, 1995-96
New Orleans Saints, 1989-90

St. Louis Cardinals, 1956
Green Bay Packers, 1959
Oakland Raiders, 1960
Buffalo Bills, 1961
Chicago Bears, 1982
Chicago Blitz, 1984
Orlando Renegades, 1985
Indianapolis Colts, 2001-03
Houston Oilers, 1968-71
Denver Broncos, 1971-72
Chicago Bears, 1949
Green Bay Packers, 1950-51
Tennessee Titans, 2002-04
Chicago Cardinals, 1945
Denver Broncos, 1977-83
San Diego Chargers, 1984
Green Bay Packers, 1985-86
Detroit Lions, 1987
Atlanta Falcons, 1987
New York Giants, 1997-00
Chicago Cardinals, 1947
Buffalo Bills, 2004
Chicago Bears, 1946-47
Green Bay Packers, 1952
Winnipeg Blue Bombers, 1973
Portland Storm, 1974-75
Green Bay Packers, 2000-02
Miami Dolphins, 2001-03
San Diego Chargers, 2004
San Diego Chargers, 1995-03
Denver Broncos, 1962-64
Kansas City Chiefs, 1965
New England Patriots, 1966
New Orleans Saints, 1968
Green Bay Packers, 1931-40
Green Bay Packers, 1922-26
Detroit Lions, 1999-01
Dallas Cowboys, 2001-02
Chicago Bears, 2003-04
Green Bay Packers, 1948-51
Detroit Lions, 1952-56
Pittsburgh Steelers, 1957

Charles Goldenberg Rick Graf	Green Bay Packers, 1933-45 Miami Dolphins, 1987-90 Houston Oilers, 1991-92 Washington Redskins, 1993	Dick Loepfe Mike London Jason Maniecki Von Mansfield	Chicago Cardinals, 1948-49 San Diego Chargers, 1966 Tampa Bay Buccaneers, 1996-98 Philadelphia Eagles, 1982
Neil Graff	New England Patriots, 1974-75 Seattle Seahawks, 1976 Pittsburgh Steelers, 1976-77		Michigan Panthers, 1984 Birmingham Stallions, 1985 Green Bay Packers, 1987
David Greenwood	Michigan Panthers, 1983-84 Oakland Invaders, 1985 Tampa Bay Buccaneers, 1985 Green Bay Packers, 1986 Los Angeles Raiders, 1988	Cecil Martin Ira Matthews Earl Maves Tom McCauley Thad McFadden	Philadelphia Eagles, 1999-03 Oakland Raiders, 1979-81 Detroit Lions, 1948 Atlanta Falcons, 1969-71 Birmingham Stallions, 1985-86 Buffalo Bills, 1987
Bill Gregory	Dallas Cowboys, 1971-77 Seattle Seahawks, 1978-80 New York Giants, 2002-04	Chris McIntosh Jack Mead Jim Melka Ahmad Merritt Larry Mialik	Seattle Seahawks, 2000-01 New York Giants, 1946-47 Green Bay Packers, 1987 Chicago Bears, 2001-03 Atlanta Falcons, 1972-74 San Diego Chargers, 1976 Green Bay Packers, 1941-42
NICK GREISEN Paul Gruber Dale Hackbart	Tampa Bay Buccaneers, 1988-99 Green Bay Packers, 1960 Washington Redskins, 1961-63 Minnesota Vikings, 1966-70 St. Louis Cardinals, 1971-72 Denver Broncos, 1973 New York Jets, 1997-02 Washington Redskins, 2003-04	Don Miller Ron Miller Pete Monty Mike Morgan Emmett Mortell Brent Moss Don Murry Bobby Myers Fred Negus Jim Nettles	Los Angeles Rams, 1962 New York Giants, 1997-00 Chicago Bears, 1978 Philadelphia Eagles, 1937-39 St. Louis Rams, 1995 Chicago Bears, 1924-31 Tennessee Titans, 2000-01 Chicago Bears, 1950 Philadelphia Eagles, 1965-69 Los Angeles Rams, 1969-72 Cincinnati Bengals, 1975 Tampa Bay Buccaneers, 1976-77 Buffalo Bills, 1987-93 Seattle Seahawks, 1994-95
JOHN HALL	Chicago Bears, 1956 Chicago Cardinals, 1946-50 Detroit Lions, 1951-53 Green Bay Packers, 1925-26 Orlando Renegades, 1985-86 Baltimore Ravens, 2001-03 Carolina Panthers, 1998-01 New England Patriots, 2002 Los Angeles Rams, 1949-57 Denver Broncos, 1965-66 Green Bay Packers, 1990 Philadelphia Eagles, 1954-58 Green Bay Packers, 1937-41 Dallas Cowboys, 2004 Cleveland Browns, 1979-84 Buffalo Bills, 1984-87 Houston Oilers, 1985-92 Chicago Bears, 1965-67 Denver Broncos, 1968 New England Patriots, 1987-89 Chicago Bears, 1947-55 New Orleans Saints, 2001-04 San Diego Chargers, 1960-65 Miami Dolphins, 1966 Oakland Raiders, 1967-68 New York Giants, 2001 San Francisco 49ers, 2003 Arizona Cardinals, 2004 St. Louis Cardinals, 1957-59 Chicago Bears, 1960 Denver Broncos, 1961 Green Bay Packers, 1930 Washington Redskins, 1932 Philadelphia Eagles, 1933-35 Pittsburgh Steelers, 1935 Denver Broncos, 1965-67 Cincinnati Bengals, 1983-94 Chicago Bears, 1965-70 Philadelphia Eagles, 1986-87 Houston Oilers, 1960, 62 Green Bay Packers, 1921, 23 Atlanta Falcons, 1983-84 Detroit Lions, 2004 Detroit Lions, 1958-64 Washington Redskins, 1965 New York Giants, 1966 Chicago Bears, 1976-81	Jack Novak Nate Odomes Pat O'Donahue	San Francisco 49ers, 1952 Green Bay Packers, 1955
Jim Haluska Pat Harder			
John Harris Marck Harrison Edgerton Hartwell Donald Hayes			
Elroy Hirsch John Hohman Craig Hudson Ken Huxhold Eddie Jankowski AL JOHNSON Lawrence Johnson			
Richard Johnson Jimmy Jones			
Tim Jordan Don Kindt ROGER KNIGHT Dave Kocourek			
ROSS KOLODZIEJ			
Bob Konovsky			
Joe Kresky			
Gary Kroner Tim Krumrie Ralph Kurek Bob Landsee Dan Lanphear Wes Leaper Dave Levenick ALEX LEWIS Danny Lewis			
Dennis Lick			



John Hall played for the New York Jets for six seasons. He is now with Washington.



Terrell Fletcher
spent eight
seasons with
the San Diego
Chargers.

Joe Panos	Philadelphia Eagles, 1994-97
George Paskvan	Buffalo Bills, 1998-00
Phillip Peterson	Green Bay Packers, 1941
Roger Pillath	Green Bay Packers, 1932
James Purnell	Los Angeles Rams, 1965
CASEY RABACH	Pittsburgh Steelers, 1966
CORY RAYMER	Chicago Bears, 1964-68
Michael Reid	Los Angeles Rams, 1969-72
Pat Richter	Baltimore Ravens, 2001-04
Michael Roan	Washington Redskins, 1995-01
Rafael Robinson	San Diego Chargers, 2002-03
Gene Rose	Washington Redskins, 2004
Gus Rosenow	Atlanta Falcons, 1987-92
Joe Rudolph	Washington Redskins, 1963-70
Tarek Saleh	Houston Oilers, 1995-96
MIKE SCHNECK	Tennessee Oilers, 1997-98
John Schneller	Tennessee Titans, 1999-00
Karl Schuelke	Seattle Seahawks, 1992-95
Paul Schuette	Houston Oilers, 1996
Ralph Scott	Chicago Cardinals, 1929-32
Champ Seibold	Green Bay Packers, 1921
Mike Seifert	Philadelphia Eagles, 1995
Clarence Self	San Francisco 49ers, 1997, '99
Mark Shumate	Carolina Panthers, 1997-98
Carl Silvestri	Cleveland Browns, 1999-00
Tony Simmons	Pittsburgh Steelers, 1999-04
	Detroit Lions, 1934-36
	Pittsburgh Steelers, 1939
	New York Giants, 1928
	Chicago Bears, 1930-32
	Chicago Bears, 1921-25
	Green Bay Packers, 1934-41
	Cleveland Browns, 1974
	Detroit Lions, 1950-51
	Green Bay Packers, 1952, 54-55
	Green Bay Packers, 1985
	New York Jets, 1985
	St. Louis Cardinals, 1965
	Atlanta Falcons, 1966
	New England Patriots, 1998-00
	Cleveland/Indianapolis, 2001

Darryl Sims

Jerry Smith

Ron Smith

Ray Snell

Phil Sobocinski

Mike Solwold

JIM SORGI

Jerry Stalcup

Ken Starch

Aaron Stecker

Kevin Stemke

Terry Stieve

Ken Stills

Tim Stracka

Dave Suminski

Jason Suttle

Merrill Taft

MARK TAUSCHER

Jim Temp

Deral Teteak

Alan Thompson

Donnel Thompson

Mike Thompson

Clarence Tommerson

Al Toon

Dan Turk

Eric Unverzagt

Ron Vander Kelen

Mike Verstegen

TROY VINCENT

Evan Vogds

Stu Voigt

Steve Wagner

Mike Webster

Howard Weiss

Dick Williams

John Williams

Carl Winfrey

Randy Wright

JERRY WUNSCH

Bob Zeman

Pittsburgh Steelers, 1985-86

Cleveland Browns, 1987-88

San Francisco 49ers, 1952-53

Green Bay Packers, 1956

Chicago Bears, 1965

Atlanta Falcons, 1966-67

Los Angeles Rams, 1968-69

Chicago Bears, 1970-72

San Diego Chargers, 1973

Oakland Raiders, 1974

Southern California Sun, 1975

Tampa Bay Buccaneers, 1980-83

Pittsburgh Steelers, 1984-85

Atlanta Falcons, 1968

Dallas Cowboys, 2001

Tampa Bay Buccaneers, 2002

Indianapolis Colts, 2004

Los Angeles Rams, 1960

Denver Broncos, 1961-62

Green Bay Packers, 1976

Tampa Bay Buccaneers, 2000-03

Oakland Raiders, 2002-03

New Orleans Saints, 1976-77

St. Louis Cardinals, 1978-84

Green Bay Packers, 1985-89

Minnesota Vikings, 1990

Cleveland Browns, 1983-85

Washington Redskins, 1953

Denver Broncos, 1999-00

San Francisco 49ers, 2001

Chicago Bears, 1924

Green Bay Packers, 2000-04

Green Bay Packers, 1957-60

Green Bay Packers, 1952-56

Philadelphia Bell, 1974-75

Pittsburgh Steelers, 2000

Indianapolis Colts, 2001-02

Cincinnati Bengals, 1998

Cleveland Browns, 1999-01

Pittsburgh Steelers, 1938-39

New York Jets, 1985-92

Pittsburgh Steelers, 1986

Tampa Bay Buccaneers, 1987-88

Los Angeles Raiders, 1989-96

Washington Redskins, 1997-98

Seattle Seahawks, 1996-97

Minnesota Vikings, 1963-67

New Orleans Saints, 1995-97, 1999

Miami Dolphins, 1992-95

Philadelphia Eagles, 1996-03

Buffalo Bills, 2004

Green Bay Packers, 1948-49

Minnesota Vikings, 1970-80

Green Bay Packers, 1976-79

Philadelphia Eagles, 1980-81

Pittsburgh Steelers, 1974-88

Kansas City Chiefs, 1989-90

Detroit Lions, 1939-40

Green Bay Packers, 1921

Dallas Cowboys, 1985

New Orleans Saints, 1986

Indianapolis Colts, 1987

Minnesota Vikings, 1971

Pittsburgh Steelers, 1972

Green Bay Packers, 1984-88

Tampa Bay Buccaneers, 1997-01

Seattle Seahawks, 2002-04


San Diego Chargers, 1960-61

Denver Broncos, 1962-63

NFL Honor Roll

Super Bowl Badgers

1967	Ken Bowman, Green Bay
1968	Ken Bowman, Green Bay Dave Kocourek, Oakland
1970	Dale Hackbart, Minnesota Stu Voigt, Minnesota
1971	Bill Gregory, Dallas
1972	Bill Gregory, Dallas
1974	Stu Voigt, Minnesota
1975	Stu Voigt, Minnesota Mike Webster, Pittsburgh
1976	Mike Webster, Pittsburgh Bill Gregory, Dallas
1977	Stu Voigt, Minnesota
1978	Larry Canada, Denver Bill Gregory, Dallas




National Football League Hall of Famer Mike Webster won four Super Bowl rings with the Steelers.

1979	Mike Webster, Pittsburgh
1980	Mike Webster, Pittsburgh
1981	Ira Matthews, Oakland Steve Wagner, Philadelphia
1985	Jeff Dellenbach, Miami
1989	Tim Krumrie, Cincinnati
1991	Nate Odomes, Buffalo
1992	Nate Odomes, Buffalo
1993	Nate Odomes, Buffalo
1997	Jeff Dellenbach, Green Bay
1998	Jeff Dellenbach, Green Bay
2000	Michael Roan, Tennessee
2001	Ron Dayne, N.Y. Giants Derek Engler, N.Y. Giants Pete Monty, N.Y. Giants
2003	Aaron Stecker, Tampa Bay

Pro Bowl Badgers

1939	Milt Gantenbein, Green Bay Charles Goldenberg, Green Bay Eddie Jankowski, Green Bay
1951	Elroy Hirsch, L.A. Rams
1952	Elroy Hirsch, L.A. Rams Deral Teteak, Green Bay
1953	Pat Harder, Detroit Elroy Hirsch, L.A. Rams
1954	Don Kindt, Chicago
1955	Alan Ameche, Baltimore
1956	Alan Ameche, Baltimore Elroy Hirsch, L.A. Rams
1957	Alan Ameche, Baltimore
1958	Alan Ameche, Baltimore
1962	Dave Kocourek, San Diego Bob Zeman, Denver
1965	Jim Bakken, St. Louis
1967	Jim Bakken, St. Louis
1975	Jim Bakken, St. Louis
1976	Jim Bakken, St. Louis
1979	Mike Webster, Pittsburgh
1980	Mike Webster, Pittsburgh
1981	Mike Webster, Pittsburgh
1982	Mike Webster, Pittsburgh
1983	Mike Webster, Pittsburgh
1984	Mike Webster, Pittsburgh



Former St. Louis Cardinal placekicker Jim Bakken made the National Football League All-Pro team in 1965, 1967, 1975 and 1976.

1985	Mike Webster, Pittsburgh
1986	Mike Webster, Pittsburgh
1988	Mike Webster, Pittsburgh Tim Krumrie, Cincinnati
1989	Paul Gruber, Tampa Bay Tim Krumrie, Cincinnati
1990	Paul Gruber, Tampa Bay
1992	Paul Gruber, Tampa Bay Nate Odomes, Buffalo
1993	Nate Odomes, Buffalo
2000	Troy Vincent, Philadelphia
2001	Troy Vincent, Philadelphia
2002	Troy Vincent, Philadelphia
2003	Troy Vincent, Philadelphia Michael Bennett, Minnesota
2004	Troy Vincent, Philadelphia

HISTORY

NFL HALL OF FAMERS

Elroy "Crazylegs" Hirsch

Played for the Chicago Rockets (1946-48) and Los Angeles Rams (1949-57) ... totaled 387 receptions for 7,029 yards and 60 touchdowns in career ... key part of the Los Angeles Rams' revolutionary "three-end" offense in 1949 ... inducted into the NFL Hall of Fame in 1968.

Mike Webster

Spent career with the Pittsburgh Steelers (1974-88) and Kansas City Chiefs (1989-90) ... played more seasons (15) and games (220) than anybody in Steelers' history ... nine-time Pro Bowl pick, including five as a starter ... won four Super Bowls with the Steelers ... had a string of 150 consecutive starts between 1976-86.

Badgers in the NFL Draft

- 1937 NFL Draft** ... Ed Jankowski, Green Bay (1); John Golemgeske, Brooklyn (6)
- 1939 NFL Draft** ... Howard Weiss, Detroit (2); Lynn Hovland, Green Bay (3); Vince Gavre, Green Bay (8); Roy Bellin, Green Bay (14)
- 1940 NFL Draft** ... Jack Murray, Brooklyn (6)
- 1941 NFL Draft** ... George Paskvan, Green Bay (1); Fred Gage, Detroit (17)
- 1942 NFL Draft** ... Tom Farris, Green Bay (9)
- 1943 NFL Draft** ... Dave Schreiner, Detroit (2); Paul Hirshbrunner, Chicago Cards (12); Pat Lyons, Chicago Bears (17); Lloyd Wasserbach, Green Bay (19); Mark Hoskins, Green Bay (20); Bob Baumann, Chicago Bears (22); George Makris, Green Bay (24); Bob Ray, Green Bay (28)
- 1944 NFL Draft** ... Pat Harder, Chicago Cardinals (1); Bob Hanzlik, Philadelphia (11); Pat Boyle, Chicago Bears (27); Len Seeliger, Pittsburgh (30)
- 1945 NFL Draft** ... Elroy Hirsch, Cleveland (1); Jack Mead, N.Y. Giants (5); Fred Negus, Cleveland (7); Jack Wink, N.Y. Giants (13); Ken Currier, Detroit (19); Frank Lopp, Detroit (27)
- 1946 NFL Draft** ... Rex John, Boston (10); Dick Loepfe, Chicago Cardinals (11)
- 1947 NFL Draft** ... Don Kindt, Chicago Bears (1); George Fuchs, L.A. Rams (13); Wally Dreyer, Chicago Bears (15); Clarence Esser, Chicago Cardinals (18); Earl Maves, Detroit (26)
- 1948 NFL Draft** ... Earl Girard, Green Bay (1); Clarence Self, Chicago Cardinals (10); Bob Rennebohm, Green Bay (10)
- 1948 AAFC Draft** ... Dick Loepfe, San Francisco (21); Bob Rennebohm, Buffalo (25); Earl Girard, N.Y. Yankees (27); Ben Bendrick, Baltimore (28)
- 1949 NFL Draft** ... Ben Bendrick, Chicago Bears (4); Hal Faverty, Chicago Bears (15)
- 1949 AAFC Draft** ... Ben Bendrick, N.Y. Yankees (11); Clarence Self, Cleveland (13)
- 1950 NFL Draft** ... Bob Wilson, Cleveland (4); Joe Kelly, N.Y. Giants (13); Hal Otterback, Green Bay (17); Gene Evans, Green Bay (21)
- 1951 NFL Draft** ... John Simcic, Chicago Cardinals (15); Bill Albright, N.Y. Giants (20); Bob Radcliffe, Pittsburgh (27); Ken Huxhold, Chicago Cardinals (27); Ed Withers, Green Bay (30)
- 1952 NFL Draft** ... Marion Campbell, San Francisco (4); Pat O'Donahue, San Francisco (5); Jerry Smith, San Francisco (8); Deral Teteak, Green Bay (9); Jim Hammond, Texas (10); John Coatta, Green Bay (16); Gene Felker, Texas (19)



Al Toon was one of three Badgers chosen in the first round of the 1985 National Football League draft. Toon was picked by the Jets.


- 1953 NFL Draft** ... Bob Kennedy, Green Bay (6); Charley Berndt, Chicago Cardinals (10); Harland Carl, Chicago Bears (14); Dave Suminski, Washington (15)
- 1954 NFL Draft** ... Wendell Gulseth, N.Y. Giants (12); Roger Dornburg, Washington (13); Jerry Witt, Washington (19); Jim Haluska, Chicago Bears (30)
- 1955 NFL Draft** ... Alan Ameche, Baltimore (1); Jim Temp, Green Bay (2); Norm Amundsen, Green Bay (6); Ron Locklin, N.Y. Giants (6); Clarence Bratt, Chicago Bears (12); Jerry Cvangros, L.A. Rams (21); Bob Gingrass, Philadelphia (27)
- 1956 NFL Draft** ... Bob Konovsky, Chicago Cardinals (7); Charlie Thomas, Green Bay (14); Wells Gray, Washington (16); Dick Kolian, Green Bay (27); Jim Miller, Chicago Cardinals (28)
- 1957 NFL Draft** ... Glenn Bestor, Green Bay (12); Marty Booher, Green Bay (27)
- 1958 NFL Draft** ... Danny Lewis, Detroit (6); Rocco Cinelli, Chicago Bears (11); Sid Williams, N.Y. Giants (11)
- 1959 NFL Draft** ... Bob Zeman, Cleveland (10); Dick Teteak, Green Bay (15); Dave Kocourek, Pittsburgh (19); Jim Fraser, Cleveland (21); Lowell Jenkins, Philadelphia (27)
- 1960 NFL Draft** ... Dale Hackbart, Green Bay (5); Jerry Stalcup, L.A. Rams (6); Dan Lanphear, Pittsburgh (8); Jim Heineke, San Francisco (16); Bob Nelson, Cleveland (20)

- 1960 AFL Draft** ... Dale Hackbart, Minnesota (1); Jim Heineke, Dallas (1); Bob Nelson, Dallas (1); Jerry Stalcup, Minnesota (1); Bob Zeman, L.A. Chargers (1); Bob Nelson, Oakland (Alt.)
- 1961 NFL Draft** ... Ron Miller, L.A. Rams (3); Tom Wiesner, Baltimore (16); Jerry Stalcup, Minnesota (Exp.)
- 1961 AFL Draft** ... Ron Miller, Houston (21); Terry Huxhold, Boston (27)
- 1962 NFL Draft** ... Jim Bakken, L.A. Rams (7); Ron Staley, Minnesota (17)
- 1963 NFL Draft** ... Pat Richter, Washington (1); Gary Kroner, Green Bay (7)
- 1963 AFL Draft** ... Pat Richter, Denver (10); Gary Kroner, N.Y. Titans (19); Ron Vander Kelen, N.Y. Titans (21); Ron Carlson, Buffalo (25)
- 1964 NFL Draft** ... Roger Pillath, Buffalo (3); Jimmy Jones, Chicago Bears (6); Ken Bowman, Green Bay (8); Bob Johnson, St. Louis (8)
- 1964 AFL Draft** ... Roger Pillath, Buffalo (7); Ken Bowman, N.Y. Jets (10); Jimmy Jones, Denver (25)
- 1965 NFL Draft** ... Roger Jacobazzi, Green Bay (7); Al Piraino, Philadelphia (8); Carl Silvestri, St. Louis (16); Fred Reichardt,

FIRST-ROUNDERS

Below is a list of Wisconsin's first-round NFL Draft choices.

Year	Player (choice)	Team
1937	Ed Jankowski (9th)	Packers
1941	George Paskvan (7th)	Packers
1944	Pat Harder (2nd)	Cardinals
1945	Elroy Hirsch (5th)	Browns
1947	Don Kindt (11th)	Bears
1948	Earl Girard (7th)	Packers
1955	Alan Ameche (2nd)	Colts
1963	Pat Richter (7th)	Redskins
1976	Dennis Lick (8th)	Bears
1980	Ray Snell (22nd)	Buccaneers
1985	Al Toon (10th)	Jets
1985	Richard Johnson (11th)	Oilers
1985	Darryl Sims (20th)	Steelers
1988	Paul Gruber (4th)	Buccaneers
1992	Troy Vincent (7th)	Dolphins
1999	Aaron Gibson (27th)	Lions
2000	Ron Dayne (11th)	Giants
2000	Chris McIntosh (22nd)	Seahawks
2001	Jamar Fletcher (26th)	Dolphins
2001	Michael Bennett (27th)	Vikings
2002	Wendell Bryant (12th)	Cardinals
2004	Lee Evans (13th)	Bills
2005	Erasmus James (18th)	Vikings



Ron Dayne was the second-highest draft choice of the Alvarez era. He was the 11th overall choice of the N.Y. Giants in 2000.



Two-time Pro Bowl pick Tim Krumrie was a 10th-round draft choice by Cincinnati.

Baltimore (17); Ralph Kurek, Chicago Bears (20)

1965 AFL Draft ... Jon Hohman, Denver (8); Al Piraino, Kansas City (11)

1966 NFL Draft ... Tom Brigham, Detroit (10); Bill Maselter, Detroit (13); Danny Lewis, Atlanta (Exp.); Carl Silvestri, Atlanta (Exp.); Ron Smith, Atlanta (Exp.)

1966 AFL Draft ... Mike London, San Diego (14); Dave Kocourek, Miami (Exp.)

1968 NFL Draft ... Tom Domres, Houston (10); Sam Wheeler, Pittsburgh (12)

1969 NFL Draft ... Lynn Buss, Philadelphia (9); Tom McCauley, Minnesota (10)

1970 NFL Draft ... Mike McClish, Houston (8); Joe Dawkins, Houston (10); Stu Voigt, Minnesota (10)

1971 NFL Draft ... Bill Gregory, Dallas (3); Dan Crooks, Atlanta (13)

1972 NFL Draft ... Lance Moon, Atlanta (7); Greg Johnson, Miami (9); Elbert Walker, Kansas City (11); Larry Mialik, Atlanta (12); Alan Thompson, Dallas (14); Neil Graff, Minnesota (16); Neovia Greyer, N.Y. Giants (16); Al Hannah, Miami (16)

1973 NFL Draft ... Robert Storck, L.A. Rams (12); Rufus Ferguson, Atlanta (16)

1974 NFL Draft ... Mike Webster, Pittsburgh (5); Mike Seifert, Cleveland (13)

1975 NFL Draft ... Jack Novak, Cincinnati (12)

1976 NFL Draft ... Dennis Lick, Chicago Bears (1); Steve Wagner, Minnesota (5); Terry Stieve, New Orleans (6); John Reimer, Houston (14); Neil Graff, Seattle (Exp.)

1977 NFL Draft ... John Rasmussen, New England (10)

1979 NFL Draft ... Lawrence Johnson, Cleveland (2); Ira Matthews, Oakland (6)

1980 NFL Draft ... Ray Snell, Tampa Bay (1); Ray Sydnor, Pittsburgh (3); Tom Schremp, N.Y. Jets (6)

1981 NFL Draft ... Dave Ahrens, St. Louis (6)

1982 NFL Draft ... Von Mansfield, Atlanta (5); Jerry Doerger, Chicago Bears (8); Guy Boliaux, Chicago Bears (11); Dave Levenick, Atlanta (12)

1983 NFL Draft ... Matt VandenBoom, Buffalo (5); Bob Winckler, Washington (6); Tim Stracka, Cleveland (6); David Greenwood, New Orleans (8); Tim Krumrie, Cincinnati (10); Mark Shumate, Kansas City (10)

1984 NFL Draft ... Randy Wright, Green Bay (6)

1985 NFL Draft ... Richard Johnson, Houston (1); Al Toon, N.Y. Jets (1); Darryl Sims, Pittsburgh (1); Scott Bergold, St. Louis (2); Dan Turk, Pittsburgh (4); Jeff Dellenbach, Miami (4); Gary Ellerson, Green Bay (7); Kevin Belcher, L.A. Raiders (7); Ken Stills, Green Bay (8); Jim Melka, Tampa Bay (12); Bret Pearson, San Diego (12)

1986 NFL Draft ... Bob Landsee, Philadelphia (6)

1987 NFL Draft ... Rick Graf, Miami (2); Nate Odomes, Buffalo (2); Tim Jordan, New England (4); Michael Reid, Atlanta (6); Joe Armentrout, Tampa Bay (9); Craig Raddatz, Cincinnati (9); Bobby Taylor, Miami (10); Larry Emery, Atlanta (12)

1988 NFL Draft ... Paul Gruber, Tampa Bay (1); Glenn Derby, New Orleans (8); Bud Keyes, Green Bay (10); Rod Lossow, New England (10)

1989 NFL Draft ... Todd Nelson, Phoenix (12)

1990 NFL Draft ... Craig Hudson, Kansas City (10)

1991 NFL Draft ... Don Davey, Green Bay (3); Brady Pierce, Minnesota (10)

1992 NFL Draft ... Troy Vincent, Miami (1)

1993 NFL Draft ... Chuck Belin, L.A. Rams (5)

1994 NFL Draft ... Joe Panos, Philadelphia (3); Mark Montgomery, Philadelphia (7)

1995 NFL Draft ... Cory Raymer, Washington (2); Terrell Fletcher, San Diego (2); Mike Verstegen, New Orleans (3); Michael Roan, Houston (4); Mike Thompson, Jacksonville (4); Lee DeRamus, New Orleans (6); Kenny Gales, Chicago (6)

1996 NFL Draft ... Eric Unverzagt, Seattle (4); Jason Maniecki, Tampa Bay (5)

1997 NFL Draft ... Jerry Wunsch, Tampa Bay (2); Pete Monty, N.Y. Giants (4); Tarek Saleh, Carolina (4)

1998 NFL Draft ... Tony Simmons, New England (2); Donald Hayes, Carolina (4)

1999 NFL Draft ... Aaron Gibson, Detroit (1); Tom Burke, Arizona (3); Cecil Martin, Philadelphia (6)

2000 NFL Draft ... Ron Dayne, N.Y. Giants (1); Chris McIntosh, Seattle (1); Bobby Myers, Tennessee (4); Mark Tauscher, Green Bay (7)

2001 NFL Draft ... Jamar Fletcher, Miami (1); Michael Bennett, Minnesota (1); Chris Chambers, Miami (2); Casey Rabach, Baltimore (3); Bill Ferrario, Green Bay (4); Roger Knight, Pittsburgh (6); Jason Doering, Indianapolis (6); Ross Kolodziej, N.Y. Giants (7)

2002 NFL Draft ... Wendell Bryant, Arizona (1); Mike Echols, Tennessee (4); Nick Greisen, N.Y. Giants (5); Mark Anelli, San Francisco (6)

2003 NFL Draft ... Al Johnson, Dallas (2); B.J. Tucker, Dallas (6); Brooks Bollinger, N.Y. Jets (6); Ben Johnson, Detroit (7)

2004 NFL Draft ... Lee Evans, Buffalo (1); Alex Lewis, Detroit (5); Jim Sorgi, Indianapolis (6)

2005 NFL Draft ... Erasmus James, Minnesota (1); Scott Starks, Jacksonville (3); Dan Buenning, Tampa Bay (4); Jonathan Welsh, Indianapolis (5); Anttaj Hawthorne, Oakland (6); Jason Jefferson, New Orleans (6); Anthony Davis, Indianapolis (7)

Round of pick in parentheses
Exp. — expansion draft
Alt. — alternate selection

Badger Bowl Games

1953 Rose

PASADENA, Calif. — USC scored the game's only points on a 22-yard pass from Rudy Bukich to Al Carmichael in the Trojans' 7-0 win over Wisconsin in the Rose Bowl.

The Badgers dominated the game from a statistical standpoint, outgaining USC by 120 yards. Led by Alan Ameche's 133 yards rushing, Wisconsin had a 211-48 advantage on the ground. However, both defenses rose to the occasion when necessary.

One of Wisconsin's best scoring chances came in the opening minutes of the third quarter. Ameche broke loose for a 54-yard run as the Badgers got to the USC 21-yard line. On third down, Archie Ray Burks fumbled on an end run and USC recovered.

The Trojans then put together the game-winning drive (73 yards), which ended with Bukich's TD pass. Wisconsin countered with a 13-play, 84-yard drive that ended at the Trojan two-yard line when Jerry Witt was stopped a yard short of a first down on a fake field goal play.

Coach Ivy Williamson's club was the first in Badger history to play in a bowl game.

	1	2	3	4		F
Wisconsin	0	0	0	0	—	0
USC	0	0	7	0	—	7

Team statistics	UW	USC
First downs	19	16
Rushing yards	52-211	38-48
Passes	11-26-2	18-27-2
Passing yards	142	185
Total offense	78-353	65-233
Punts-avg	5-39	8-51
Fumbles-lost	2-1	1-0
Penalties-yards	2-20	6-62

Individual leaders

Rushing: Ameche (W) 28-133, Witt (W) 10-47, Burks (W) 7-31, Haw (USC) 6-28. Passing: Haluska (W) 11-26-2-142, Bukich (USC) 12-20-2-137. Receiving: Andrykowski (W) 3-32, Peters (W) 3-29, Nickoloff (USC) 7-73, Stillwell (USC) 3-35.

1960 Rose

PASADENA, Calif. — Washington scored the game's first 17 points en route to a 44-8 Rose Bowl win over Wisconsin.

Washington tallied the first TD on a 6-yard run by Don McKeta 10 minutes into the game. George Fleming booted a 26-yard field goal after the Huskies recovered one of four Wisconsin fumbles. Fleming then returned a punt 53 yards for a score on the final play of the period for a 17-0 Husky lead.

Badger fullback Tom Wiesner tallied Wisconsin's only points on a four-yard run with 5:27 left in the opening half. Dale Hackbart connected with Al Schoonover for a two-point conversion that cut the lead to 17-8.

Washington quarterback Bob Schloredt, who shared game MVP honors with Fleming, tossed a 23-yard TD pass to close the first-half scoring. Schloredt completed four passes for 102 yards and rushed for 81 yards.

Wisconsin mounted a challenge in the third quarter, but four plays inside the Husky 10-yard line failed. The Badger defense entered the bowl with a defensive average of barely 10 points allowed per game for the regular season.

	1	2	3	4		F
Wisconsin	0	8	0	0	—	8
Washington	17	7	7	13	—	44

Team statistics	UW	Wash.
First downs	13	16
Rushing yards	123	215
Passes	14-32-0	7-13-0
Passing yards	153	137
Total offense	276	352
Punts-avg	6-37	6-36
Fumbles-lost	4-4	2-0
Penalties-yards	3-18	7-85

Individual leaders

Rushing: Hobbs (W) 7-32, Schloredt (Wash.) 21-81. Passing: Hackbart (W) 11-25-0-145, Schloredt (Wash.) 4-7-0-102. Receiving: Schoonover (W) 3-57, Fleming (Wash.) 1-65.

1963 Rose

PASADENA, Calif. — A 23-point fourth quarter explosion wasn't quite enough as the Badgers dropped a 42-37 Rose Bowl encounter to USC. The Trojans had claimed a 42-14 lead on the first play of the fourth quarter before the Badger rally.

USC had a 21-7 halftime lead and extended it on the first play of the third stanza, before Ron Vander Kelen led one of the biggest charges in bowl history.

Vander Kelen reached paydirt on a 17-yard scamper to reduce the margin to 28-14. USC responded with a pair of touchdown passes by Pete Beathard and the Trojans led 42-14.

Lou Holland (13-yard run) and Gary Kroner (four-yard reception) tallied for the Badgers within three minutes. A bad snap on a punt resulted in a UW safety. After the free kick, Vander Kelen hit three straight passes, including a 19-yard score to Pat Richter for the final 42-37 margin.

Vander Kelen, the game MVP, set both school and Rose Bowl records with 401 yards passing. Richter caught 11 of those aerials for 163 yards. The 79 total points scored was a Rose Bowl record that stood for 28 years.

	1	2	3	4		F
Wisconsin	0	7	7	23	—	37
USC	7	14	14	7	—	42

Team statistics	UW	USC
First downs	32	15
Rushing yards	28-67	41-114
Passes	34-49-3	10-20-0
Passing yards	419	253
Total offense	486	367
Punts-avg	4-40	5-40
Fumbles-lost	6-0	2-1
Penalties-yards	7-77	12-93

Individual leaders

Rushing: Holland (W) 4-27, Kurek (W) 11-26, Wilson (USC) 17-57. Passing: Vander Kelen (W) 33-48-3-401, Beathard (USC) 8-12-0-190. Receiving: Richter (W) 11-163, Holland (W) 8-72, Kroner (W) 5-64, Bedsole (USC) 4-101, Brown (USC) 3-108.

1981 Garden State

EAST RUTHERFORD, N.J. — Tennessee scored 18 straight points in the first half and held on to defeat Wisconsin 28-21 in the Garden State Bowl.

The Badger defense limited UT to 89 yards rushing, but Volunteer QB Steve Alatorre unleashed a potent passing attack. Alatorre threw for 315 yards. WR Anthony Hancock caught 11 passes for 196 yards.

After Fuad Reveiz booted a field goal in the first quarter, Wisconsin assumed its only lead of the game on a three-yard run by Jess Cole. Willie Gault returned the ensuing kickoff 87 yards to give Tennessee a lead it never lost. Reserve quarterback Randy Wright came off the bench to throw a pair of second-half touchdown passes for the Badgers. Wright hit Jeff Nault and Thad McFadden on scoring tosses in the final period.

The game featured two high-powered offenses that combined for 49 points, 793 total yards and 49 first downs.

Wisconsin's fourth bowl in school history and first non-Rose Bowl drew a crowd of 53,220.

	1	2	3	4	F
Wisconsin	7	0	0	14	— 21
Tennessee	13	8	0	7	— 28

Team statistics	UW	Tenn.
First downs	22	27
Rushing yards	39-177	43-89
Passes	14-37-3	24-42-0
Passing yards	212	315
Total offense	389	404
Punts-avg	6-37	6-45
Fumbles-lost	1-1	4-0
Penalties-yards	6-73	8-84

Individual leaders

Rushing: Davis (W) 6-44, Cole (W) 9-39, Green (W) 5-24, Berry (T) 10-44. Passing: Wright (W) 9-21-1-123, Cole (W) 5-15-2-89, Alatorre (T) 24-42-0-315. Receiving: Nault (W) 5-85, Hancock (T) 11-196.

1982 Independence

SHREVEPORT, La. — Wisconsin won its first bowl game with a 14-3 decision over Kansas State in the Independence Bowl.

Randy Wright threw a game-record two TD passes and the Badger defense set a scoring record before 24,684 fans. The anticipated crowd was more than 49,000, but a 23-mile-per-hour wind dropped temperatures to 10 degrees below zero.

Wright, the game's offensive MVP, completed nine of 24 throws. However, his 87-yard pass play to Tim Stracka was the longest in UW and Independence Bowl history. The Wisconsin defense limited Kansas State to 192 total yards in the Wildcats' first-ever postseason appearance.

KSU had taken a 3-0 lead on Steve Willis' 29-yard field goal before the Badgers scored 14 straight points. Tim Krumrie was the game defensive MVP. He helped limit the Kansas State running attack to less than two yards per carry.

Game totals showed five turnovers, 14 punts, 22 completions in 59 attempts (.372) and 14 penalties.

	1	2	3	4	F
Wisconsin	0	7	0	7	— 14
Kansas St.	0	3	0	0	— 3

Team statistics	UW	KSU
First downs	14	12
Rushing yards	43-131	33-65
Passes	9-24-0	13-35-1
Passing yards	183	127
Total offense	314	192
Punts-avg	6-41	8-37
Fumbles-lost	4-3	2-1
Penalties-yards	5-40	9-75

Individual leaders

Rushing: Williams (W) 11-57, Ellerson (W) 13-47, Taluao (KSU) 10-31. Passing: Wright (W) 9-24-0-183, Dickey (KSU) 13-35-1-127. Receiving: Keeling (W) 4-64, Nault (W) 2-11, Stracka (W) 1-87, Dageforde (KSU) 4-30, Wallace (KSU) 3-51.

1984 Hall of Fame

BIRMINGHAM, Ala. — A fumbled snap on a 26-yard game-winning field goal attempt was the deciding play in Wisconsin's 20-19 loss to Kentucky in the Hall of Fame Bowl.

Trailing by a point after the Wildcats' Joe Worley booted a 52-yard field goal with eight minutes left, the Badgers drove inside Kentucky's 20-yard line. Todd Gregoire's field goal with 1:55 left never materialized after holder Bob Kobza dropped the center snap. Gregoire, a freshman, had tied a school record with four field goals earlier in the game.

Wisconsin assumed a 13-0 lead on a pair of Gregoire three pointers and a three-yard TD pass from Mike Howard to Thad McFadden. The Badgers outgained their SEC foe both on the ground and through the air.

However, UW was assessed 13 penalties for 133 yards, both Hall of Fame Bowl records. The Badgers also threw two interceptions. Kentucky, which was making its second straight postseason appearance in Birmingham, had no turnovers.

	1	2	3	4	F
Wisconsin	10	6	3	0	— 19
Kentucky	0	7	10	3	— 20

Team statistics	UW	Kent.
First downs	17	19
Rushing yards	36-181	37-124
Passes	19-30-2	18-34-0
Passing yards	203	188
Total offense	384	312
Punts-avg	5-41	6-38
Fumbles-lost	0-0	1-0
Penalties-yards	13-133	6-49

Individual leaders

Rushing: Armentrout (W) 15-105, Harrison (W) 14-52, Adams (K) 18-62. Passing: Howard (W) 19-29-1-203, Ramsdell (K) 18-34-0-188. Receiving: Pearson (W) 5-55, Toon (W) 4-48, Phillips (K) 6-55.

1994 Rose

PASADENA, Calif. — The Wisconsin defense forced six turnovers, while the offense churned out 250 yards rushing as the Badgers downed UCLA 21-16 in the Rose Bowl. It was the Badgers' first-ever New Year's Day bowl victory.

More than 70,000 Badger fans attended the game and provided a distinct home-field advantage in the Bruins' home facility.

Tailback Brent Moss, the Rose Bowl MVP, helped the UW to a 14-3 halftime lead by scoring on a pair of short runs. Moss rushed for 158 yards on 36 carries.

Wisconsin extended its lead to 21-10 when Darrell Bevell provided the game's most unlikely play. On second down from the UCLA 21, Bevell broke containment and weaved his way to the end zone for the game-winning points.

Trailing 21-16, UCLA's final drive made it to the Badger 18-yard line before Wayne Cook was stopped and the clock expired before the Bruins could run another play.

"The win, as much as it was for our players and coaches, was for our fans," said Coach Barry Alvarez. "They supported us all the way."

	1	2	3	4		F
UCLA	3	0	0	13	—	16
Wisconsin	7	7	0	7	—	21

Team statistics	UW	UCLA
First downs	21	31
Rushing yards	46-250	40-212
Passes	10-20-1	28-43-1
Passing yards	96	288
Total offense	346	500
Punts-avg	6-38	2-35
Fumbles-lost	2-0	5-5
Penalties-yards	12-89	9-95

Individual leaders

Rushing: Moss (W) 36-158, Fletcher (W) 7-64, Davis (UCLA) 13-88. Passing: Bevell (W) 10-20-1-96, Cook (UCLA) 28-43-1-288. Receiving: Dawkins (W) 4-33, Stokes (UCLA) 14-176.

1995 Hall of Fame

TAMPA, Fla. — Senior Terrell Fletcher rushed for a Hall of Fame Bowl-record 241 yards as Wisconsin won its second January bowl game in as many years with a 34-20 triumph over Duke.

Fletcher gained 190 yards and scored two touchdowns in the second half to ice the win. Wisconsin intercepted three passes in the opening half. Jeff Messenger's 19-yard return of one of those pickoffs resulted in the Badgers' first score.

Duke eventually tied the game in the third period before Fletcher took over the contest. Fletcher broke the deadlock with a one-yard run late in the third quarter. Jason Burns extended the margin to 27-13 with an 11-yard reception from Darrell Bevell.

After the Blue Devils cut the margin to seven (27-20) on Robert Baldwin's second score, Fletcher turned a critical third-and-one play into a 49-yard touchdown run to clinch the win.

More than 30,000 fans made the trip to Tampa as UW won its third game in a row and second bowl in two years to close the season 8-3-1.

	1	2	3	4		F
Duke	0	10	3	7	—	20
Wisconsin	13	0	7	14	—	34

Team statistics	UW	Duke
First downs	19	23
Rushing yards	48-285	29-85
Passes	11-20-1	28-46-4
Passing yards	161	314
Total offense	446	399
Punts-avg	1-38	4-43
Fumbles-lost	2-2	0-0
Penalties-yards	12-86	5-40

Individual leaders

Rushing: Fletcher (W) 39-241, Burns (W) 6-45, Baldwin (D) 21-70. Passing: Bevell (W) 11-20-1-161, Fischer (D) 28-46-4-314. Receiving: Dawkins (W) 3-29, Khayat (D) 11-109, Jensen (D) 6-97.

1996 Copper

TUCSON, Ariz. — Freshman tailback Ron Dayne concluded his remarkable rookie season with a 246-yard, three-touchdown performance in Wisconsin's 38-10 win over Utah in the Copper Bowl.

Dayne was named the game's Most Valuable Player. He tallied 152 yards by halftime as the Badgers opened up a commanding 31-3 lead. QB Mike Samuel got the UW on the board with a 38-yard run. After Utah kicked a field goal, Dayne scored (two carries for 77 yards) to give the Badgers a 14-3 lead.

The Utes were driving again when Cyrill Weems intercepted a pass and returned it 82 yards for a TD and a 21-3 bulge. The Badgers' secondary picked off four Mike Fouts passes.

The featured matchup between Dayne and Utah's Chris Fuamatu-Ma'afala, the nation's two largest runners, never materialized. The Ute ballcarrier hurt his ankle early in the game.

Badger defensive end Tarek Saleh was game defensive MVP with six tackles, one for a loss, one pass broken up and a blocked field goal. It was the Badgers' third bowl win in four seasons.

	1	2	3	4		F
Wisconsin	14	17	0	7	—	38
Utah	3	0	0	7	—	10

Team statistics	UW	Utah
First downs	16	26
Rushing yards	45-349	31-103
Passes	2-6-0	27-49-4
Passing yards	16	327
Total offense	365	430
Punts-avg	2-41	2-31
Fumbles-lost	2-1	1-0
Penalties-yards	3-31	2-11

Individual leaders

Rushing: Dayne (W) 30-246, Samuel (W) 5-44, Johnson (U) 20-88. Passing: Samuel (W) 2-6-0-16, Fouts (U) 27-49-4-327. Receiving: Hayes (W) 1-9, Keehan (U) 6-100, Dyson (U) 6-95.

1998 Outback

TAMPA, Fla. — A potent offense and suffocating defense were on display in Georgia's 33-6 win over the Badgers in the 1998 Outback Bowl.

Buoyed by a game MVP performance from Bulldog QB Mike Bobo (26-28 passing for 235 yards), the Bulldogs scored the game's opening 33 points. UGA completed 89.7 percent of its passes, the best-ever mark vs. a Badger defense.

A 12-yard pass from back-up quarterback Scott Kavanagh to tight end Dague Retzlaff was the Badgers' lone tally.

In a game that featured two of the nation's best runners — Wisconsin's Ron Dayne and Georgia's Robert Edwards — the Bulldog ballcarrier was the most effective. Edwards rushed for 110 yards and, more importantly, scored three TDs.

Georgia's multi-threat receiver Hines Ward caught a bowl-game record 12 passes (122 yards), threw one pass (incomplete) and rushed seven times (for eight yards).

"I don't think we played our best game," Wisconsin Coach Barry Alvarez said. "But I think Georgia had an awful lot to do with that."

	1	2	3	4	F
Wisconsin	0	0	0	6	— 6
Georgia	12	7	7	7	— 33

Team statistics	UW	Ga.
First downs	18	25
Rushing yards	29-74	41-207
Passes	14-36-2	26-29-0
Passing yards	160	235
Total offense	234	442
Punts-avg	5-44	3-36
Fumbles-lost	0-0	2-1
Penalties-yards	7-71	5-27

Individual leaders

Rushing: McCullough (W) 4-37, Dayne (W) 14-36, Edwards (G) 22-110. Passing: Samuel (W) 8-27-2-84, Kavanagh (W) 6-9-0-76, Bobo (G) 26-28-0-235. Receiving: Hayes (W) 5-44, Chambers (W) 4-46, Ward (G) 12-122.

1999 Rose

PASADENA, Calif. — The 85th Rose Bowl was billed as a battle between Wisconsin's nationally rated defense and UCLA's vaunted offense. In truth, the Badgers' Ron Dayne ramblled his way to four touchdowns and the UW defense got a stop in the final minute to earn a hard-fought 38-31 Rose Bowl triumph over the sixth-ranked Bruins.

UCLA's defense struggled to stop Dayne, whose 246 yards rushing were one yard shy of the game record. The Badgers mixed in some timely running (65 yards) and passing (154) from QB Mike Samuel in building a 31-21 lead in the third period.

The Bruins cut the lead to three on Jermaine Lewis' second TD and were driving again when freshman Jamar Fletcher intercepted All-American Cade McNown and returned the pick for a TD.

Once again, UCLA battled back and pulled within 38-31. The Bruins' last drive started on their 46-yard line with 1:42 left. Three incompletions by McNown set up Wendell Bryant's game-clinching sack on fourth down.

More than 55,000 Badger fans enjoyed the school's second Rose Bowl win. Dayne's record-setting performance earned him bowl MVP honors.

	1	2	3	4	F
Wisconsin	7	17	7	7	— 38
UCLA	7	14	7	3	— 31

Team statistics	UW	UCLA
First downs	22	25
Rushing yards	48-343	38-120
Passes	9-17-0	21-36-1
Passing yards	154	418
Total offense	497	538
Punts-avg	5-41	3-47
Fumbles-lost	2-1	1-1
Penalties-yards	7-45	9-94

Individual leaders

Rushing: Dayne (W) 27-246, Samuel (W) 13-65, Lewis (UCLA) 10-50, Foster (UCLA) 10-38. Passing: Samuel (W) 9-17-0-154, McNown (UCLA) 19-34-1-340. Receiving: Davis (W) 3-57, Sigmund (W) 2-38, Farmer (UCLA) 7-142, Price (UCLA) 3-102, Melsby (UCLA) 3-66.

2000 Rose

PASADENA, Calif. — In what was supposed to be a battle of high-powered offenses, the 86th Rose Bowl game between Wisconsin and Stanford ended up a defensive struggle.

The Badgers, getting a boost from Heisman Trophy winner Ron Dayne, rallied in the second half for a 17-9 win over the Cardinal. In the process, Wisconsin became the first Big Ten school in history to win the Rose Bowl in back-to-back seasons.

Dayne, whose 64-yard run on the second play of the second half energized the Big Ten champs, gained game MVP honors for the second year in a row. Dayne's stats in his final game as a Badger included 200 yards on 34 carries.

The Badger defense bottled up Stanford's running attack all game and limited the Cardinal to minus five yards rushing (tied for the second-best mark in school history). QB Todd Husak threw for 258 yards, but UW's defense dictated the action for most of the game.

Wisconsin had a 17-9 lead in the second half on TD runs by Dayne and Brooks Bollinger, but it took another defensive stand to clinch the win. Stanford's final drive ended when Husak was sacked on fourth down with just over a minute left.

	1	2	3	4	F
Stanford	0	9	0	0	— 9
Wisconsin	0	3	7	7	— 17

Team statistics	UW	Stan.
First downs	16	14
Rushing yards	53-226	27-(-5)
Passes	7-14-0	18-35-0
Passing yards	105	264
Total offense	331	259
Punts-avg	8-43	8-38
Fumbles-lost	0-0	2-0
Penalties-yards	8-72	7-50

Individual leaders

Rushing: Dayne (W) 34-200, Kuhns (W) 2-10, Bollinger (W) 12-9, Wire (S) 5-6. Passing: Bollinger (W) 7-14-0-105, Husak (S) 17-34-0-258. Receiving: Chambers (W) 5-76, Sigmund (W) 2-29, Pitts (S) 6-81, Usa (S) 3-60, Walters (S) 3-52, Davis (S) 3-44.

2000 Sun

EL PASO, Texas. — A furious second-half comeback — including big plays on special teams, a turnover from the defense and a balanced offense — contributed to Wisconsin's 21-20 victory over UCLA in the 2000 Sun Bowl.

After falling behind 20-7 with a little more than one-and-a-half quarters left, Michael Bennett turned the momentum with a 54-yard kickoff return. Brooks Bollinger's three-yard TD pass to Chris Chambers brought the Badgers to within 20-14.

On UCLA's next drive, Ben Herbert made a key fourth-down stop on a fake field goal by the Bruins. The Badgers took over on their own 30-yard line and drove for the tying score, a six-yard run by Bennett. Vitaly Pisetsky's conversion was the winning point. The game was far from over.

UCLA had three more possessions, but the Badgers held each time and wrapped up the victory with Jamar Fletcher's interception in the final minute.

Bennett was named Special Teams MVP, while UCLA's Freddie Mitchell (9-180) was the game MVP.

Besides Bennett's TD run and Chambers' scoring catch, the Badgers got their other points from Lee Evans (54-yard catch). It was the Badgers' third bowl win over UCLA since 1994.

	1	2	3	4		F
UCLA	10	7	3	0	—	20
Wisconsin	7	0	7	7	—	21

Team statistics	UCLA	UW
First downs	20	18
Rushing yards	37-114	43-168
Passes	20-33-1	10-19-1
Passing yards	282	139
Total offense	396	307
Punts-avg	3-46	5-37
Fumbles-lost	0-0	0-0
Penalties-yards	8-71	4-29

Individual leaders

Rushing: Bennett (W) 16-83, Bollinger (W) 16-55, Foster (UCLA) 26-107. Passing: Bollinger (W) 9-17-0-116, Sorgi (W) 1-2-1-23, McEwan (UCLA) 12-18-1-135, Paus (UCLA) 8-15-0-147. Receiving: Chambers (W) 5-39, Evans (W) 3-86, Mitchell (UCLA) 9-180, Poli-Dixon (UCLA) 7-50.

2002 Alamo

SAN ANTONIO, Texas — Wisconsin continued its remarkable run of success in bowl games, stunning 14th-ranked Colorado with a come-from-behind 31-28 overtime victory in the Alamo Bowl presented by MasterCard at the Alamodome.

It was the Badgers' seventh bowl win in eight tries.

Mike Allen booted a 37-yard field goal on Wisconsin's first possession of overtime to give the UW the victory. Colorado's Pat Brougham had missed a 45-yard field goal attempt on the Buffaloes' first OT possession.

Brooks Bollinger drove the Badgers 80 yards in 10 plays and capped the march with a 1-yard touchdown run with 51 seconds left in regulation to send the game to overtime. During the final regulation drive, the Badgers converted twice on fourth down.

Wisconsin overcame four turnovers by limiting the high-powered Colorado running game to just 123 yards rushing and 200 yards in total offense. Buffs running back Chris Brown, the nation's third-leading rusher, was held to 97 yards on 28 carries.

The Badgers accumulated 356 yards of total offense, including 99 yards rushing from Davis and 82 on the ground from Bollinger. Bollinger was 12-24 passing for 163 yards and two scores.

	1	2	3	4	OT		F
Colorado	14	0	14	0	0	—	28
Wisconsin	7	14	0	7	3	—	31

Team statistics	Colo.	UW
First downs	13	21
Rushing yards	44-123	51-193
Passes	9-18-3	12-24-1
Passing yards	77	163
Total offense	200	356
Punts-avg	6-41	5-36
Fumbles-lost	1-0	3-3
Penalties-yards	9-71	6-64

Individual leaders

Rushing: A. Davis (W) 25-99, Bollinger (W) 20-82, Brown (C) 28-97. Passing: Bollinger (W) 12-24-1-163, Hodge (C) 6-13-3-62. Receiving: B. Williams (W) 5-83, Charles (W) 5-67, Hackett (C) 3-30.

2003 Music City

NASHVILLE, Tenn. — Auburn scored twice in the final 3:30 to snap a 14-14 tie and defeat Wisconsin 28-14 in the Music City Bowl at the Coliseum.

It was just the second defeat for the Badgers in nine bowl appearances during the Alvarez era.

Jim Sorgi had connected with Lee Evans on a 12-yard touchdown pass with 8:52 remaining. Sorgi then hit Owen Daniels for a two-point conversion that tied the game at 14.

Wisconsin stopped Auburn on the ensuing possession and drove to midfield before Will Herring intercepted a Sorgi pass at the Auburn 13-yard line. The Tigers then marched 87 yards in six plays, culminating in a 2-yard TD run by Ronnie Brown. The Tigers recovered a Sorgi fumble less than a minute later and iced the game on a one-yard TD run by Cadillac Williams.

Auburn took a 7-6 lead at the half and expanded that edge to 14-6 after three quarters before the Badgers knotted the affair midway through the final quarter.

The Tigers held a 197-58 advantage on the ground and a 354-261 edge in total yards. Auburn had three players -- Williams (68), Jason Campbell (67) and Brown (62) -- rush for at least 60 yards. UW's Anthony Davis ran for 77 yards in his most extensive action since the second game of the season.

	1	2	3	4		F
Wisconsin	0	6	0	8	—	14
Auburn	0	7	7	14	—	28

Team statistics	UW	Aub.
First downs	18	15
Rushing yards	37-58	40-197
Passes	17-29-1	11-23-1
Passing yards	203	157
Total offense	261	354
Punts-avg	4-38.5	5-45.2
Fumbles-lost	2-1	0-0
Penalties-yards	4-25	8-66

Individual leaders

Rushing: A. Davis (W) 17-77, Williams (A) 18-68, Campbell (A) 9-67, Brown (A) 13-62. Passing: Sorgi (W) 13-22-1-169, Campbell (A) 10-22-1-138. Receiving: B. Williams (W) 6-57, Evans (W) 4-51, McIntyre (A) 3-74.

2005 Outback

TAMPA, Fla. — A late rally came up just short as the 16th-ranked Wisconsin football team dropped a hard-fought 24-21 loss to No. 7 Georgia in the Outback Bowl at Raymond James Stadium.

The Bulldogs extended their 10-6 lead early in the third quarter by tallying a pair of touchdowns to make it 24-6 with 6:33 left.

One of those TDs came after David Greene's pass deflected off a Bulldog player and into the hands of fullback Jeremy Thomas, who took it in 24 yards for the score.

Wisconsin countered as John Stocco capped a scoring drive with a 19-yard touchdown pass to Darrin Charles, and linebacker Andy Crooks jumped a screen pass and returned it 11 yards for a touchdown with 4:13 remaining.

Stocco completed a pass to Jonathan Orr for a two-point conversion to pull Wisconsin within 24-21.

That was as close as the Badgers would get, though, as Georgia was able to run out the clock to earn the win.

Wisconsin had 230 yards of total offense, compared to 460 for the Bulldogs. Anthony Davis rushed 21 times for 79 yards for the Badgers to finish his career in fifth place on the Big Ten's all-time rushing list. Stocco completed 12-of-27 passes for 170 yards and one TD.

	1	2	3	4	F
Georgia	3	7	14	0	— 24
Wisconsin	3	3	7	8	— 21

Team statistics	UGA	UW
First downs	21	14
Rushing yards	37-196	35-60
Passing	19-41-2	12-27-0
Passing yards	264	170
Total offense	460	230
Punts-avg	6-33.2	7-44.3
Fumbles-lost	1-1	2-2
Penalties-yards	8-85	7-45

Individual leaders

Rushing: Davis (W) 21-79, Brown (G) 16-111.
 Passing: Stocco (W) 12-27-0-170, Greene (G) 19-38-2-264. Receiving: Davis (W) 4-19, Brown (G) 4-44, Gibson (G) 4-42.

UW Bowl Superlatives

Wisconsin Bowl Records

Rushing Attempts: 39, Terrell Fletcher vs. Duke, 1995 Hall of Fame

Rushing Yardage: 246, Ron Dayne vs. Utah, 1996 Copper & Dayne vs. UCLA, 1999 Rose

TDs Rushing: 4, Ron Dayne vs. UCLA, 1999 Rose

Long Run: 64, Ron Dayne vs. Stanford, 2000 Rose

Pass Attempts: 48, Ron Vander Kelen vs. USC, 1963 Rose

Pass Completions: 33, Ron Vander Kelen vs. USC, 1963 Rose

Passing Yardage: 401, Ron Vander Kelen vs. USC, 1963 Rose

TDs Passing: 2, five times (MR: Brooks Bollinger vs. Colorado, 2002 Alamo)

Longest Pass: 87, Randy Wright vs. Kansas State, 1982 Independence

Receptions: 11, Pat Richter vs. USC, 1963 Rose

Receiving Yardage: 163, Pat Richter vs. USC, 1963 Rose

TD Receptions: 1, 14 times (MR: Darrin Charles vs. Georgia, 2005 Outback)

Longest Reception: 87, Tim Stracka vs. Kansas State, 1982 Independence

Total Plays: 57, Ron Vander Kelen vs. USC, 1963 Rose

Total Offense: 406, Ron Vander Kelen vs. USC, 1963 Rose

Points: 24, Ron Dayne vs. UCLA, 1999 Rose

PATs: 5, three times

Field Goals: 4, Todd Gregoire vs. Kentucky, 1984 Hall of Fame

Longest Field Goal: 48, John Hall vs. Duke, 1995 Hall of Fame

Punt Returns: 3, Thad McFadden vs. Tennessee, 1981 Garden State; Keith Jackson vs. Duke, 1995 Hall of Fame; Jim Leonhard vs. Auburn, 2003 Music City; Jim Leonhard vs. Georgia, 2005 Outback

Punt Return Yardage: 75, Thad McFadden vs. Kentucky, 1984 Hall of Fame

Longest Punt Return: 67, Thad McFadden vs. Kentucky, 1984 Hall of Fame

Kickoff Returns: 5, Michael Jones vs. Kentucky, 1984 Hall of Fame; Brandon Williams vs. Auburn, 2003 Music City; Brandon Williams vs. Georgia, 2005 Outback

Kickoff Return Yardage: 100, Michael Jones vs. Kentucky, 1984 Hall of Fame

Longest Kickoff Return: 54, Michael Bennett vs. UCLA, 2000 Sun


Punting Average: 44.3, Ken DeBauche vs. Georgia, 2005 Outback

Longest Punt: 61, George Winslow vs. Kansas State, 1982 Independence

Interceptions: 1, 19 times (MR: Andy Crooks and Chuckie Cowans vs. Georgia, 2004 Outback)

Interception Yardage: 82, Cyrill Weems vs. Utah, 1996 Copper

Longest Interception Return: 82, Cyrill Weems vs. Utah, 1996 Copper



John Hall's 48-yard field goal against Duke in the 1995 Hall of Fame Bowl is the longest ever by a Badger in a bowl game.



Ron Dayne had a 64-yard run against Stanford in the 2000 Rose Bowl victory.

All-time Scores

1889 (0-2)

Coach: Alvin Kletsch

Date	Opponent	Rank	Score
N 23	*Calumet Club ¹	--/--	L 0-27
D 14	Beloit	--/--	L 0-4

1890 (1-3)

Coach: Ted Mestre

Date	Opponent	Rank	Score
N 1	*UW-Whitewater	--/--	W 106-0
N 15	Minnesota	--/--	L 0-63
N 22	*Lake Forest	--/--	L 6-16
N 26	*Northwestern ¹	--/--	L 10-22

1891 (3-1-1)

Coach: Herb Alward

Date	Opponent	Rank	Score
O 17	Beloit	--/--	W 40-4
O 24	Minnesota	--/--	L 12-26
O 31	*Northwestern ¹	--/--	T 0-0
N 14	*Lake Forest	--/--	W 6-4
N 29	*Northwestern ¹	--/--	W 40-0

1892 (4-3)

Coach: Frank Crawford

Date	Opponent	Rank	Score
O 1	*Beloit	--/--	W 32-4
O 15	*Michigan	--/--	L 6-10
O 19	Purdue	--/--	L 4-32
O 22	*Lake Forest ¹	--/--	W 10-6
O 29	*Minnesota	--/--	L 4-32
N 19	Northwestern	--/--	W 26-6
N 24	*Northwestern ¹	--/--	W 20-6

1893 (4-2)

Coach: Parke Davis

Date	Opponent	Rank	Score
O 14	*Chicago AA ¹	--/--	L 0-22
O 21	*Lake Forest	--/--	W 24-0
O 28	*Beloit	--/--	W 18-0
N 4	Michigan	--/--	W 34-18
N 11	Minnesota	--/--	L 0-40
N 16	*Purdue	--/--	W 36-30

1894 (5-2)

Coach: H.O. Stickney

Date	Opponent	Rank	Score
O 6	*Chicago AA	--/--	W 22-4
O 15	Purdue	--/--	L forfeit
O 20	Chicago	--/--	W 30-0
O 27	Chicago AA	--/--	L 4-16
O 29	*Iowa	--/--	W 44-0
N 3	Beloit	--/--	W 46-0
N 17	*Minnesota	--/--	W 6-0

1895 (5-2-1)

Coach: H.O. Stickney

Date	Opponent	Rank	Score
S 21	*Northwestern ¹	--/--	W 12-6
S 30	*Iowa State	--/--	W 28-6
O 5	*Armour	--/--	W 32-4
O 12	*Lake Forest	--/--	W 26-5
O 19	*Grinnell	--/--	W 14-4
O 26	*Illinois	--/--	T 10-10
N 2	Chicago	--/--	L 12-22
N 16	Minnesota	--/--	L 10-14

1896 (7-1-1)

Coach: Phil King

Date	Opponent	Rank	Score
O 10	*Lake Forest	--/--	W 34-0
O 14	*Madison HS	--/--	W 18-0
O 17	*Rush Medical	--/--	W 50-0
O 24	*Grinnell	--/--	W 54-6
O 31	Beloit	--/--	W 6-0
N 7	*Chicago	--/--	W 24-0
N 21	*Minnesota	--/--	W 6-0
N 26	Northwestern	--/--	T 6-6
D 19	Carlisle Indians ³	--/--	L 8-18

1897 (9-1)

Coach: Phil King

Date	Opponent	Rank	Score
O 2	*Lake Forest	--/--	W 30-0
O 6	*Madison HS	--/--	W 8-0
O 9	*Rush Medical	--/--	W 28-0
O 16	*UW-Platteville	--/--	W 20-0
O 23	*Madison HS	--/--	W 29-0
O 30	Minnesota	--/--	W 39-0
N 6	*Beloit	--/--	W 11-0
N 13	Chicago	--/--	W 25-8
N 20	*UW Alumni	--/--	L 0-6
N 25	Northwestern	--/--	W 22-0

1898 (9-1)

Coach: Phil King

Date	Opponent	Rank	Score
O 1	*Ripon	--/--	W 52-0
O 5	*Madison HS	--/--	W 21-0
O 8	*Dixon	--/--	W 76-0
O 15	*Rush Medical	--/--	W 42-0
O 22	*Beloit ¹	--/--	W 17-0
O 29	*Minnesota	--/--	W 29-0
N 5	*UW Alumni	--/--	W 12-11
N 12	Chicago	--/--	L 0-6
N 19	*UW-Whitewater	--/--	W 22-0
N 24	Northwestern	--/--	W 27-0

1899 (9-2)

Coach: Phil King

Date	Opponent	Rank	Score
S 30	*Lake Forest	--/--	W 45-0
O 6	*Beloit ¹	--/--	W 36-0
O 14	*Northwestern	--/--	W 38-0
O 21	Yale	--/--	L 0-6
O 28	*Rush Medical	--/--	W 17-0
N 4	*UW Alumni	--/--	W 17-5
N 11	*Illinois	--/--	W 23-0
N 18	Minnesota	--/--	W 19-0
N 25	*Lawrence	--/--	W 58-0
N 30	Michigan ²	--/--	W 17-5
D 9	*Chicago	--/--	L 0-17

1900 (8-1)

Coach: Phil King

Date	Opponent	Rank	Score
S 29	*Ripon	--/--	W 50-0
O 6	*Chicago P&S	--/--	W 5-0
O 13	*Beloit ¹	--/--	W 11-0
O 20	*Upper Iowa	--/--	W 64-0
O 27	*Grinnell	--/--	W 45-0
N 3	Minnesota	--/--	L 5-6

N 10	*Notre Dame	--/--	W 54-0
N 17	Chicago	--/--	W 39-5
N 24	*Illinois	--/--	W 27-0

1901 (9-0)

Coach: Phil King

Date	Opponent	Rank	Score
S 28	*Milw. Medical	--/--	W 26-0
O 5	*Hyde Park HS	--/--	W 62-0
O 12	*Beloit ¹	--/--	W 40-0
O 19	*Knox	--/--	W 23-5
O 26	*Kansas	--/--	W 50-0
N 2	*Nebraska ¹	--/--	W 18-0
N 9	*Iowa State	--/--	W 45-0
N 16	Minnesota	--/--	W 18-0
N 28	Chicago	--/--	W 35-0

1902 (6-3)

Coach: Phil King

Date	Opponent	Rank	Score
S 27	*Lawrence	--/--	W 11-0
O 4	*Hyde Park HS	--/--	W 24-5
O 11	*Lawrence	--/--	W 52-0
O 18	*Beloit ¹	--/--	W 52-6
O 25	*Kansas	--/--	W 38-0
N 1	Michigan ²	--/--	L 0-6
N 8	*Northwestern	--/--	W 51-0
N 15	Minnesota	--/--	L 0-11
N 27	Chicago	--/--	L 0-11

1903 (6-3-1)

Coach: Art Curtis

Date	Opponent	Rank	Score
O 3	*North Central	--/--	W 28-0
O 10	*Lawrence	--/--	W 40-7
O 17	*Beloit	--/--	W 87-0
O 21	*Osteopaths	--/--	W 32-0
O 24	*Knox	--/--	W 54-6
O 31	*Chicago	--/--	L 6-15
N 7	*UW-Oshkosh	--/--	W 52-0
N 14	Michigan	--/--	L 0-16
N 21	Northwestern	--/--	T 6-6
N 26	Minnesota	--/--	L 0-17

1904 (5-3)


Coach: Art Curtis

Date	Opponent	Rank	Score
O 1	*Fort Sheridan	--/--	W 45-0
O 8	*Marquette	--/--	W 33-0
O 15	*Notre Dame ¹	--/--	W 58-0
O 22	*Drake	--/--	W 82-0
O 29	*Michigan	--/--	L 0-28
N 5	*Beloit	--/--	W 36-0
N 12	Minnesota	--/--	L 0-28
N 24	Chicago	--/--	L 11-18

1905 (8-2)

Coach: Phil King

Date	Opponent	Rank	Score
S 23	Company I ⁴	--/--	W 16-0
S 30	*Northwestern	--/--	W 49-0
O 4	*Marquette	--/--	W 29-0
O 7	*Lawrence	--/--	W 34-0
O 14	*Notre Dame ¹	--/--	W 21-0
O 21	*Chicago	--/--	L 0-4



O 28	*UW Alumni	--/--	W 17-0
N 4	Minnesota	--/--	W 16-12
N 11	*Beloit	--/--	W 44-0
N 18	Michigan	--/--	L 0-12

1906 (5-0)

Coach: Dr. C.P. Hutchins

Date	Opponent	Rank	Score
O 13	*Lawrence	--/--	W 5-0
O 20	*North Dakota	--/--	W 10-0
N 3	*Iowa	--/--	W 18-4
N 10	Illinois	--/--	W 16-6
N 17	*Purdue	--/--	W 29-5

1907 (3-1-1)

Coach: Dr. C.P. Hutchins

Date	Opponent	Rank	Score
O 26	*Illinois	--/--	L 4-15
N 2	Iowa	--/--	W 6-5
N 9	*Indiana	--/--	W 11-8
N 16	Purdue	--/--	W 12-6
N 23	*Minnesota	--/--	T 17-17

1908 (5-1)

Coach: Tom Barry

Date	Opponent	Rank	Score
O 10	*Lawrence	--/--	W 35-0
O 17	Indiana	--/--	W 16-0
O 24	*UW Freshmen	--/--	W 24-15
O 31	*Marquette	--/--	W 9-6
N 7	Minnesota	--/--	W 5-0
N 21	*Chicago(h)	--/--	L 12-18

1909 (3-1-1)

Coach: Tom Barry

Date	Opponent	Rank	Score
O 9	*Lawrence	--/--	W 22-0
O 23	*Indiana	--/--	W 6-3

O 30	Northwestern	--/--	W 21-11
N 13	*Minnesota(h)	--/--	L 6-34
N 20	Chicago	--/--	T 6-6

1910 (1-2-2)

Coach: Tom Barry

Date	Opponent	Rank	Score
O 8	*Lawrence	--/--	T 6-6
O 22	Indiana ^s	--/--	L 3-12
O 29	*Northwestern	--/--	T 0-0
N 12	Minnesota	--/--	L 0-28
N 19	*Chicago(h)	--/--	W 10-0

1911 (5-1-1)

Coach: J.R. Richards

Date	Opponent	Rank	Score
O 7	*Lawrence	--/--	W 15-0
O 14	*Ripon	--/--	W 24-0
O 21	*Colorado College	--/--	W 26-0
O 28	Northwestern	--/--	W 28-3
N 4	*Iowa	--/--	W 12-0
N 18	*Minnesota(h)	--/--	T 6-6
N 25	Chicago	--/--	L 0-5

1912 (7-0)

Coach: William Juneau

Date	Opponent	Rank	Score
O 5	*Lawrence	--/--	W 13-0
O 12	*Northwestern	--/--	W 56-0
O 19	*Purdue	--/--	W 41-0
N 2	*Chicago(h)	--/--	W 30-12
N 9	*Arkansas	--/--	W 64-7
N 16	Minnesota	--/--	W 14-0
N 23	Iowa	--/--	W 28-10

1913 (3-3-1)

Coach: William Juneau

Date	Opponent	Rank	Score
O 4	*Lawrence	--/--	W 58-7
O 11	*Marquette	--/--	W 13-0
O 18	Purdue	--/--	T 7-7
O 25	*Michigan State	--/--	L 7-12
N 1	*Minnesota(h)	--/--	L 3-21
N 8	*Ohio State	--/--	W 12-0
N 22	Chicago	--/--	L 0-19

1914 (4-2-1)

Coach: William Juneau

Date	Opponent	Rank	Score
O 3	*Lawrence	--/--	W 21-0
O 10	*Marquette	--/--	W 48-0
O 17	*Purdue	--/--	W 14-7
O 24	Ohio State	--/--	W 7-6
O 31	*Chicago(h)	--/--	T 0-0
N 14	Minnesota	--/--	L 3-14
N 21	*Illinois	--/--	L 9-24

1915 (4-3)

Coach: William Juneau

Date	Opponent	Rank	Score
O 2	*Lawrence	--/--	W 82-0
O 8	*Marquette	--/--	W 85-0
O 16	Purdue	--/--	W 28-3
O 23	*Ohio State	--/--	W 21-0
O 30	Chicago	--/--	L 13-14
N 13	Illinois	--/--	L 3-17
N 20	*Minnesota(h)	--/--	L 3-20

1916 (4-2-1)

Coach: Paul Withington

Date	Opponent	Rank	Score
O 7	*Lawrence	--/--	W 20-0
O 14	*So. Dakota State	--/--	W 28-3
O 21	*Haskell Indians	--/--	W 13-0
O 28	*Chicago(h)	--/--	W 30-7
N 4	Ohio State	--/--	L 13-14
N 18	Minnesota	--/--	L 0-54
N 25	*Illinois	--/--	T 0-0

1917 (4-2-1)

Coach: J.R. Richards

Date	Opponent	Rank	Score
O 6	*Beloit	--/--	W 34-0
O 13	*Notre Dame	--/--	T 0-0
O 20	Illinois	--/--	L 0-7
O 27	*Iowa	--/--	W 20-0
N 3	*Minnesota(h)	--/--	W 10-7
N 10	*Ohio State	--/--	L 3-16
N 24	Chicago	--/--	W 18-0

NIGHT GAMES

Year	Opponent		Score
1896	*Carlisle Indians	L	8-18
1953	at UCLA	L	0-13
	at USC	L	21-33
1958	at Miami	W	20-0
1966	at USC	L	3-38
1968	at Arizona St.	L	7-55
1972	at LSU	L	7-27
1977	at Oregon	W	22-10
1979	at San Diego St.	L	17-24
1982	Kansas State	W	14-3
1983	at Minnesota	W	56-17
1984	Kentucky	L	19-20
1985	at Minnesota	L	18-27
1986	at Hawaii	L	17-20
	at UNLV	L	7-17
	Michigan	L	17-34
1987	at Minnesota	L	19-22
1988	at Miami	L	3-23
1989	at Minnesota	L	22-24
1991	at Minnesota	L	19-26
1993	at SMU	W	24-16
	at Minnesota	L	21-28
1994	at Colorado	L	17-55
1995	Colorado	L	7-43
	at Penn State	W	17-9
	at Minnesota	W	34-27
1996	at UNLV	W	52-17
	Utah	W	38-10
	at Hawaii	W	59-10
1997	at Northwestern	W	26-25
1998	at San Diego St.	W	26-14
	Purdue	W	31-24
2000	Western Mich.	W	19-7
	at Hawaii	W	34-18
2001	at Oregon	L	28-31
2002	Fresno State	W	23-21
	at UNLV	W	27-7
	at Michigan State	W	42-24
	**vs. Colorado	W	31-28 OT
2003	Ohio State	W	17-10

* -- played at Chicago Coliseum

** -- played at Alamodome, San Antonio, Texas

1918 (3-3)

Coach: Guy Lowman

Date	Opponent	Rank	Score
O 26	*Camp Grant	--/--	L 0-7
N 2	*Beloit	--/--	W 21-0
N 9	*Illinois(h)	--/--	L 0-22
N 16	Minnesota	--/--	L 0-6
N 23	Ohio State	--/--	W 14-3
N 28	*Michigan State	--/--	W 7-6

1919 (5-2)

Coach: J.R. Richards

Date	Opponent	Rank	Score
O 4	*Ripon	--/--	W 37-0
O 11	*Marquette	--/--	W 13-0
O 18	Northwestern	--/--	W 10-6
O 25	Illinois	--/--	W 14-10
N 1	*Minnesota(h)	--/--	L 7-19
N 15	*Ohio State	--/--	L 0-3
N 22	Chicago	--/--	W 10-3

1920 (6-1)

Coach: J.R. Richards

Date	Opponent	Rank	Score
O 2	*Lawrence	--/--	W 60-0
O 9	*Michigan State	--/--	W 27-0
O 16	*Northwestern	--/--	W 27-7
O 23	Ohio State	--/--	L 7-13
N 6	Minnesota	--/--	W 3-0
N 13	*Illinois(h)	--/--	W 14-9
N 20	Chicago	--/--	W 3-0

1921 (5-1-1)

Coach: J.R. Richards

Date	Opponent	Rank	Score
O 1	*Lawrence	--/--	W 28-0
O 8	*So. Dakota State	--/--	W 24-3
O 15	Northwestern	--/--	W 27-0
O 22	Illinois	--/--	W 20-0
O 29	*Minnesota(h)	--/--	W 35-0
N 12	*Michigan	--/--	T 7-7
N 19	Chicago	--/--	L 0-3

1922 (4-2-1)

Coach: J.R. Richards

Date	Opponent	Rank	Score
O 7	*Carleton	--/--	W 41-0
O 14	*So. Dakota State	--/--	W 20-6
O 21	*Indiana	--/--	W 20-0
N 4	Minnesota	--/--	W 14-0
N 11	*Illinois(h)	--/--	L 0-3
N 18	Michigan	--/--	L 6-13
N 25	Chicago	--/--	T 0-0

1923 (3-3-1)

Coach: Jack Ryan

Date	Opponent	Rank	Score
O 6	*Coe	--/--	W 7-3
O 13	*Michigan State	--/--	W 21-0
O 20	Indiana	--/--	W 52-0
O 27	*Minnesota(h)	--/--	T 0-0
N 10	Illinois	--/--	L 0-10
N 17	*Michigan	--/--	L 3-6
N 24	Chicago	--/--	L 6-13

1924 (2-3-3)

Coach: Jack Ryan

Date	Opponent	Rank	Score
S 27	*No. Dakota State	--/--	W 25-0

O 4	*Iowa State	--/--	W 17-0
O 11	*Coe	--/--	T 7-7
O 18	*Minnesota	--/--	T 7-7
O 25	Michigan	--/--	L 0-21
N 8	*Notre Dame	--/--	L 3-38
N 15	*Iowa(h)	--/--	L 7-21
N 22	Chicago	--/--	T 0-0

1925 (6-1-1)

Coach: George Little

Date	Opponent	Rank	Score
O 3	*Iowa State	--/--	W 30-0
O 10	*Franklin	--/--	W 35-0
O 17	*Michigan(h)	--/--	L 0-21
O 24	*Purdue	--/--	W 7-0
O 31	Minnesota	--/--	T 12-12
N 7	Iowa	--/--	W 6-0
N 14	*Michigan State	--/--	W 21-10
N 21	Chicago	--/--	W 20-7

1926 (5-2-1)

Coach: George Little

Date	Opponent	Rank	Score
O 2	*Cornell	--/--	W 38-0
O 9	*Kansas	--/--	W 13-0
O 16	Purdue	--/--	T 0-0
O 23	*Indiana	--/--	W 27-2
O 30	*Minnesota	--/--	L 10-16
N 6	Michigan	--/--	L 0-37
N 13	*Iowa(h)	--/--	W 20-10
N 20	Chicago	--/--	W 14-7

1927 (4-4)

Coach: Glenn Thistlethwaite

Date	Opponent	Rank	Score
O 1	*Cornell	--/--	W 31-6
O 8	Kansas	--/--	W 26-6
O 15	*Michigan	--/--	L 0-14
O 22	*Purdue	--/--	W 12-6
O 29	Minnesota	--/--	L 7-13
N 5	*Grinnell	--/--	W 20-2
N 12	*Iowa(h)	--/--	L 0-16
N 19	Chicago	--/--	L 0-6

1928 (7-1-1)

Coach: Glenn Thistlethwaite

Date	Opponent	Rank	Score
O 6	*Notre Dame	--/--	W 22-6
O 13	*Cornell	--/--	W 49-0
O 13	*No. Dakota State	--/--	W 13-7
O 20	Purdue	--/--	T 19-19
O 27	Michigan	--/--	W 7-0
N 3	*Alabama	--/--	W 15-0
N 10	*Chicago(h)	--/--	W 25-0
N 17	Iowa	--/--	W 13-0
N 24	*Minnesota	--/--	L 0-6

1929 (4-5)

Coach: Glenn Thistlethwaite

Date	Opponent	Rank	Score
S 28	*Ripon	--/--	W 22-0
S 28	*So. Dakota State	--/--	W 21-0
O 5	*Colgate	--/--	W 13-6
O 12	*Northwestern	--/--	L 0-7
O 19	Notre Dame ²	--/--	L 0-19
O 26	*Iowa	--/--	L 0-14
N 2	*Purdue(h)	--/--	L 0-13
N 9	Chicago	--/--	W 20-6
N 23	Minnesota	--/--	L 12-13

1930 (6-2-1)

Coach: Glenn Thistlethwaite

Date	Opponent	Rank	Score
O 4	*Lawrence	--/--	W 53-6
O 4	*Carleton	--/--	W 28-0
O 11	*Chicago	--/--	W 34-0
O 18	*Pennsylvania(h)	--/--	W 27-0
O 25	Purdue	--/--	L 6-7
N 1	Ohio State	--/--	T 0-0
N 8	*So. Dakota State	--/--	W 58-7
N 15	Northwestern	--/--	L 7-20
N 22	*Minnesota	--/--	W 14-0

1931 (5-4-1)

Coach: Glenn Thistlethwaite

Date	Opponent	Rank	Score
O 3	*Bradley	--/--	W 33-6
O 3	*No. Dakota State	--/--	W 12-7
O 10	*Auburn	--/--	T 7-7
O 17	*Purdue	--/--	W 21-14
O 24	Pennsylvania	--/--	L 13-27
O 31	Minnesota	--/--	L 0-14
N 7	Illinois	--/--	W 7-6
N 14	*Ohio State(h)	--/--	L 0-6
N 21	Chicago	--/--	W 12-7
N 28	Michigan	--/--	L 0-16

1932 (6-1-1)

Coach: Clarence Spears

Date	Opponent	Rank	Score
O 1	*Marquette	--/--	W 7-2
O 8	*Iowa	--/--	W 34-0
O 15	Purdue	--/--	L 6-7
O 22	*Coe	--/--	W 39-0
O 29	Ohio State	--/--	T 7-7
N 5	*Illinois(h)	--/--	W 20-12
N 12	*Minnesota	--/--	W 20-13
N 19	Chicago	--/--	W 18-7

1933 (2-5-1)

Coach: Clarence Spears

Date	Opponent	Rank	Score
O 7	*Marquette	--/--	W 19-0
O 14	Illinois	--/--	L 0-21
O 21	Iowa	--/--	L 7-26
O 28	*Purdue(h)	--/--	L 0-14
N 4	Chicago	--/--	T 0-0
N 11	*West Virginia	--/--	W 25-6
N 18	*Ohio State	--/--	L 0-6
N 25	Minnesota	--/--	L 3-6

1934 (4-4)

Coach: Clarence Spears

Date	Opponent	Rank	Score
O 6	*Marquette	--/--	W 3-0
O 13	*So. Dakota State	--/--	W 28-7
O 20	Purdue	--/--	L 0-14
O 27	Notre Dame	--/--	L 0-19
N 3	Northwestern	--/--	L 0-7
N 10	Michigan	--/--	W 10-0
N 17	*Illinois(h)	--/--	W 7-3
N 24	*Minnesota	--/--	L 0-34

1935 (1-7)

Coach: Clarence Spears

Date	Opponent	Rank	Score
S 28	*So. Dakota State	--/--	L 6-13
O 5	*Marquette	--/--	L 0-33
O 12	*Notre Dame	--/--	L 0-27

O 19	*Michigan	--/--	L 12-20
O 26	Chicago	--/--	L 7-13
N 9	*Purdue(h)	--/--	W 8-0
N 16	Northwestern	--/--	L 13-32
N 23	Minnesota	--/--	L 7-33

1936 (2-6)

Coach: Harry Stuhldreher

Date	Opponent	Rank	Score
S 26	*So. Dakota State	--/--	W 24-7
O 3	*Marquette	--/--	L 6-12
O 10	Purdue	--/--	L 14-35
O 17	Notre Dame	--/--	L 0-27
O 31	*Chicago(h)	--/--	L 6-7
N 7	Northwestern	--/1	L 18-26
N 14	*Cincinnati	--/--	W 27-6
N 21	*Minnesota	--/2	L 0-24

1937 (4-3-1)

Coach: Harry Stuhldreher

Date	Opponent	Rank	Score
S 25	*So. Dakota State	--/--	W 32-0
O 2	*Marquette	--/--	W 12-0
O 9	Chicago	--/--	W 27-0
O 16	*Iowa(h)	--/--	W 13-6
O 23	Pittsburgh	16/3	L 0-21
O 30	*Northwestern	--/--	L 6-14
N 13	*Purdue	--/--	T 7-7
N 20	Minnesota	--/7	L 6-13

1938 (5-3)

Coach: Harry Stuhldreher

Date	Opponent	Rank	Score
O 1	*Marquette	--/--	W 27-0
O 8	Iowa	--/--	W 31-13
O 15	*Pittsburgh	--/--	L 6-26
O 22	Purdue	--/--	L 7-13
O 29	*Indiana(h)	--/--	W 6-0
N 5	Northwestern	--/7	W 20-13
N 12	UCLA	15/--	W 14-7
N 19	*Minnesota	12/--	L 0-21

1939 (1-6-1)


Coach: Harry Stuhldreher

Date	Opponent	Rank	Score
S 30	*Marquette	--/--	W 14-13
O 7	*Texas	--/--	L 7-17
O 14	*Indiana	--/--	L 0-14
O 21	Northwestern	--/--	L 7-13
O 28	*Iowa	--/--	L 13-19
N 4	Illinois	--/--	L 0-7
N 18	*Purdue(h)	--/--	T 7-7
N 25	Minnesota	--/--	L 6-23

1940 (4-4)

Coach: Harry Stuhldreher

Date	Opponent	Rank	Score
O 5	*Marquette	--/--	W 33-19
O 12	Iowa	--/--	L 12-30
O 19	*Northwestern	--/4	L 7-27
O 26	Purdue	--/--	W 14-13
N 2	*Illinois(h)	--/--	W 13-6
N 9	Columbia	--/--	L 6-7
N 16	*Indiana	--/--	W 27-10
N 23	*Minnesota	--/1	L 13-22



The 1951 "Hard Rocks" defense led the nation in both total (154.8 ypg) and scoring defense (6.6 ppg). The unit registered two shutouts.

1941 (3-5)

Coach: Harry Stuhldreher

Date	Opponent	Rank	Score
O 4	*Marquette	--/--	L 7-28
O 11	Northwestern	--/--	L 14-41
O 18	*Iowa	--/--	W 23-0
O 25	*Indiana(h)	--/--	W 27-25
N 1	*Syracuse	--/--	L 20-27
N 8	Ohio State	--/20	L 34-46
N 15	*Purdue	--/--	W 13-0
N 22	Minnesota	--/1	L 6-41

1942 (8-1-1)

Coach: Harry Stuhldreher

Date	Opponent	Rank	Score
S 19	*Camp Grant	--/--	W 7-0
S 26	*Notre Dame	--/--	T 7-7
O 3	*Marquette	--/--	W 35-7
O 10	*Missouri	--/--	W 17-9
O 17	Great Lakes ²	7/--	W 13-7
O 24	Purdue	7/--	W 13-0
O 31	*Ohio State(h)	6/1	W 17-7
N 7	Iowa	2/--	L 0-6
N 14	Northwestern	7/--	W 20-19
N 21	*Minnesota	7/--	W 20-6

1943 (1-9)

Coach: Harry Stuhldreher

Date	Opponent	Rank	Score
S 18	*Marquette	--/--	L 7-33
S 25	Camp Grant ⁶	--/--	L 7-10
O 2	Iowa	--/--	W 7-5
O 9	*Illinois	--/--	L 7-25
O 16	*Notre Dame	--/1	L 0-50
O 23	Indiana	--/--	L 0-34
O 30	*Purdue	--/4	L 0-32
N 6	*Northwestern(h)	--/12	L 0-41
N 13	Michigan	--/4	L 0-27
N 20	Minnesota	--/--	L 13-25

1944 (3-6)

Coach: Harry Stuhldreher

Date	Opponent	Rank	Score
S 30	Northwestern	--/--	W 7-6
O 7	*Marquette	--/--	W 21-2
O 14	*Ohio State(h)	19/8	L 7-20
O 21	Notre Dame	--/1	L 13-28
O 28	*Great Lakes	--/16	L 12-40
N 4	Purdue	--/--	L 0-35
N 11	*Iowa	--/--	W 26-7
N 18	Michigan	--/5	L 0-14
N 25	*Minnesota	--/--	L 26-28

1945 (3-4-2)

Coach: Harry Stuhldreher

Date	Opponent	Rank	Score
S 22	Great Lakes	--/--	T 0-0
S 29	*Marquette	--/--	W 40-13
O 6	*Purdue	--/--	L 7-13
O 13	Ohio State	--/4	L 0-12
O 20	*Illinois	--/--	T 7-7
N 3	Iowa	--/--	W 27-7
N 10	*Northwestern(h)	--/--	L 14-28
N 17	Navy ⁷	--/2	L 7-36
N 24	Minnesota	--/--	W 26-12

1946 (4-5)

Coach: Harry Stuhldreher

Date	Opponent	Rank	Score	Crowd
S 21	*Marquette	--/--	W 34-0	45,000c
S 28	California	--/--	W 28-7	50,000
O 5	Northwestern	--/--	L 0-28	45,000
O 12	*Ohio State	--/14	W 20-7	45,000c
O 19	Illinois	20/--	L 21-27	62,597
N 2	Purdue	18/--	W 24-20	32,000
N 9	*Iowa(h)	15/--	L 7-21	45,000c
N 16	Michigan	--/10	L 6-28	63,415
N 23	*Minnesota	--/--	L 0-6	45,000

1947 (5-3-1)

Coach: Harry Stuhldreher

Date	Opponent	Rank	Score	Crowd
S 27	*Purdue	--/--	W 32-14	41,000
O 4	Indiana	--/--	T 7-7	30,000
O 11	*California	--/8	L 7-48	45,000c
O 18	Yale	--/12	W 9-0	65,000
O 25	*Marquette	--/--	W 35-12	45,000c
N 1	Northwestern	--/--	W 29-0	43,000
N 8	*Iowa(h)	19/--	W 46-14	45,000c
N 15	*Michigan	9/2	L 6-40	45,000c
N 22	Minnesota	--/--	L 0-21	63,862

1948 (2-7)

Coach: Harry Stuhldreher

Date	Opponent	Rank	Score	Crowd
S 25	*Indiana	--/--	L 7-35	40,000
O 2	*Illinois	--/--	W 20-16	45,000c
O 9	California	--/9	L 14-40	66,000
O 16	*Yale	--/--	L 7-17	45,000c
O 23	Ohio State	--/--	L 32-34	77,200
O 30	Iowa	--/--	L 13-19	38,000
N 6	*Northwestern(h)	--/10	L 7-16	45,000c
N 13	*Marquette	--/--	W 26-0	45,000c
N 20	*Minnesota	--/15	L 0-16	45,000c

1949 (5-3-1)

Coach: Ivy Williamson

Date	Opponent	Rank	Score	Crowd
S 24	*Marquette	--/--	W 41-0	42,000
O 1	Illinois	--/--	T 13-13	32,332
O 8	*California	--/10	L 20-35	44,000
O 15	*Navy	--/18	W 48-13	45,000c
O 22	*Ohio State	--/--	L 0-21	45,000c
O 29	Indiana	--/--	W 30-14	30,000
N 5	Northwestern	--/--	W 14-6	51,000
N 12	*Iowa(h)	--/--	W 35-13	45,000c
N 19	Minnesota	--/--	L 6-14	64,110

1950 (6-3)

Coach: Ivy Williamson

Date	Opponent	Rank	Score	Crowd
S 30	*Marquette	--/--	W 28-6	45,000c
O 7	Illinois	--/15	W 7-6	54,230
O 14	Iowa	15/--	W 14-0	46,333
O 21	Michigan	16/--	L 13-26	91,202
O 28	*Northwestern	--/9	W 14-13	45,000c
N 4	*Purdue(h)	20/--	W 33-7	45,000c
N 11	Ohio State	15/2	L 14-19	81,535
N 18	Pennsylvania	15/20	L 0-20	60,000
N 25	*Minnesota	--/--	W 14-0	45,000c

1951 (7-1-1)

Coach: Ivy Williamson

Date	Opponent	Rank	Score	Crowd
S 29	*Marquette	15/--	W 22-6	45,450
O 6	Illinois	--/8	L 10-14	56,207
O 13	*Ohio State	--/9	T 6-6	51,156c
O 20	Purdue	--/--	W 31-7	40,000
O 27	Northwestern	14/13	W 41-0	50,000
N 3	*Indiana(h)	10/--	W 6-0	51,118c
N 10	*Pennsylvania	9/--	W 16-7	43,243
N 17	*Iowa	8/--	W 34-7	39,788
N 24	Minnesota	8/--	W 30-6	52,177

1952 (6-3-1)

Coach: Ivy Williamson

Date	Opponent	Rank	Score	Crowd
S 27	*Marquette	7/--	W 42-19	51,303c
O 4	*Illinois	8/2	W 20-6	52,071c
O 11	Ohio State	1/--	L 14-23	80,345
O 18	Iowa	12/--	W 42-13	45,050
O 25	*UCLA	10/8	L 7-20	52,131c
N 1	Rice	18/--	W 21-7	36,000
N 8	*Northwestern(h)	18/--	W 24-20	52,131c
N 15	Indiana	15/--	W 37-14	22,000
N 22	*Minnesota	13/--	T 21-21	52,131c
J 1	USC*	11/5	L 0-7	101,500

1953 (6-2-1)

Coach: Ivy Williamson

Date	Opponent	Rank	Score	Crowd
S 26	*Penn State	--/--	W 20-0	48,374
O 3	*Marquette	16/--	W 13-11	51,363
O 9	UCLA	--/6	L 0-13	52,887
O 17	Purdue	--/--	W 28-19	36,500
O 24	*Ohio State	--/--	L 19-20	52,819c
O 31	*Iowa(h)	--/--	W 10-6	52,819c
N 7	Northwestern	--/--	W 34-13	40,000
N 14	*Illinois	--/3	W 34-7	52,887c
N 21	Minnesota	8/--	T 21-21	61,154

1954 (7-2)

Coach: Ivy Williamson

Date	Opponent	Rank	Score	Crowd
S 25	*Marquette	10/--	W 52-14	52,819c
O 2	Michigan State	5/--	W 6-0	51,194
O 9	*Rice	3/11	W 13-7	52,819c
O 16	*Purdue	2/5	W 20-6	52,819c
O 23	Ohio State	2/4	L 14-31	82,636
O 30	Iowa	8/--	L 7-13	52,185
N 6	*Northwestern(h)	16/--	W 34-13	53,131c
N 13	Illinois	14/--	W 27-14	71,119
N 20	*Minnesota	17/10	W 27-0	53,131c

1955 (4-5)

Coach: Ivy Williamson

Date	Opponent	Rank	Score	Crowd
S 24	*Marquette	--/--	W 28-14	53,359c
O 1	*Iowa	17/14	W 37-14	53,509c
O 8	Purdue	9/17	W 9-0	45,000
O 14	USC	6/16	L 21-33	75,162
O 22	*Ohio State	15/--	L 16-26	53,539c
O 29	*Michigan State(h)	--/5	L 0-27	53,529c
N 5	Northwestern	--/--	W 41-14	40,000
N 12	*Illinois	--/16	L 14-17	53,529c
N 19	Minnesota	--/--	L 6-21	62,714

1956 (1-5-3)

Coach: Milt Bruhn

Date	Opponent	Rank	Score	Crowd
S 29	*Marquette	--/--	W 41-0	52,700
O 6	*USC	--/10	L 6-13	52,979c
O 13	Iowa	--/--	L 7-13	53,273
O 20	*Purdue	--/17	T 6-6	53,044c
O 27	Ohio State	--/9	L 0-21	82,661
N 3	Michigan State	--/4	L 0-33	53,647
N 10	*Northwestern(h)	--/--	L 7-17	54,645c
N 17	Illinois	--/--	T 13-13	52,858
N 24	*Minnesota	--/7	T 13-13	54,149

1957 (6-3)

Coach: Milt Bruhn

Date	Opponent	Rank	Score	Crowd
S 28	*Marquette	--/--	W 60-6	52,700
O 5	*West Virginia	--/--	W 45-13	38,889
O 12	Purdue	16/--	W 23-14	40,507
O 19	Iowa	13/6	L 7-21	58,147
O 26	*Ohio State	--/12	L 13-16	51,051
N 2	*Michigan State	--/6	L 7-21	49,826
N 9	Northwestern	--/--	W 41-12	32,250
N 16	*Illinois(h)	--/15	W 24-13	52,384
N 23	Minnesota	18/--	W 14-6	62,939

1958 (7-1-1)

Coach: Milt Bruhn

Date	Opponent	Rank	Score	Crowd
S 26	Miami, Fla.	14/15	W 20-0	62,084
O 4	*Marquette	9/--	W 50-0	42,513
O 11	*Purdue	6/13	W 31-6	51,028
O 18	*Iowa	4/13	L 9-20	65,241c
O 25	Ohio State	13/2	T 7-7	83,142
N 1	Michigan State	8/--	W 9-7	71,040
N 8	*Northwestern(h)	7/4	W 17-13	62,964
N 15	Illinois	5/--	W 31-12	45,937
N 22	*Minnesota	5/--	W 27-12	54,517

1959 (7-3)

Coach: Milt Bruhn

Date	Opponent	Rank	Score	Crowd
S 26	*Stanford	8/--	W 16-14	41,892
O 3	*Marquette	12/--	W 44-6	47,970
O 10	Purdue	9/7	L 0-21	41,542
O 17	*Iowa	--/9	W 25-16	64,256c
O 24	*Ohio State	12/20	W 12-3	55,440
O 31	Michigan	10/--	W 19-10	68,063
N 7	Northwestern	9/2	W 24-19	55,282
N 14	*Illinois(h)	7/--	L 6-9	56,028
N 21	Minnesota	9/--	W 11-7	53,647
J 1	Washington*	6/8	L 8-44	100,089

1960 (4-5)

Coach: Milt Bruhn

Date	Opponent	Rank	Score	Crowd
S 24	Stanford	--/--	W 24-7	29,500
O 1	*Marquette	--/--	W 35-6	51,533
O 8	*Purdue	--/7	W 24-13	58,292
O 15	Iowa	12/2	L 21-28	57,000
O 22	Ohio State	11/9	L 7-34	83,244
O 29	*Michigan	--/--	W 16-13	57,629
N 5	*Northwestern(h)	--/--	L 0-21	61,730
N 12	Illinois	--/--	L 14-35	48,143
N 19	*Minnesota	--/4	L 7-26	55,576

1961 (6-3)

Coach: Milt Bruhn

Date	Opponent	Rank	Score	Crowd
S 23	*Utah	--/--	W 7-0	36,325
S 30	*Michigan State	--/10	L 0-20	50,584
O 7	Indiana	--/--	W 6-3	23,270
O 14	*Oregon State	--/--	W 23-20	45,274
O 21	Iowa	--/4	L 15-47	60,150
O 28	*Ohio State(h)	--/6	L 21-30	58,144
N 11	Northwestern	--/--	W 29-10	46,203
N 18	*Illinois	--/--	W 55-7	45,122
N 25	Minnesota	--/3	W 23-21	66,232

1962 (8-2)

Coach: Milt Bruhn

Date	Opponent	Rank	Score	Crowd
S 29	*New Mexico St.	--/--	W 69-13	40,495
O 6	*Indiana	--/--	W 30-6	41,354
O 13	*Notre Dame	--/--	W 17-8	61,098
O 20	*Iowa	10/--	W 42-14	60,297
O 27	Ohio State	5/--	L 7-14	82,540
N 3	Michigan	--/--	W 34-12	53,789
N 10	*Northwestern(h)	8/1	W 37-6	65,501c
N 17	Illinois	4/--	W 35-6	36,762
N 24	*Minnesota	3/5	W 14-9	65,514c
J 1	USC*	2/1	L 37-42	98,698

1963 (5-4)

Coach: Milt Bruhn

Date	Opponent	Rank	Score	Crowd
S 21	*Western Mich.	7/--	W 41-0	48,574
S 28	Notre Dame	6/--	W 14-9	56,806
O 12	*Purdue	5/--	W 38-20	61,415
O 19	Iowa	2/--	W 10-7	59,700
O 26	*Ohio State	2/--	L 10-13	65,913c
N 2	Michigan State	8/--	L 13-30	71,033
N 9	*Northwestern(h)	--/--	W 17-14	65,388c
N 16	*Illinois	--/8	L 7-17	65,418c
N 28	Minnesota	--/--	L 0-14	55,271

1964 (3-6)

Coach: Milt Bruhn

Date	Opponent	Rank	Score	Crowd
S 19	*Kansas State	--/--	W 17-7	46,455
S 26	*Notre Dame	--/--	L 7-31	64,398c
O 10	Purdue	--/--	L 7-28	44,396
O 17	*Iowa	--/--	W 31-21	65,713c
O 24	Ohio State	--/1	L 3-28	84,365
O 31	*Michigan State(h)	--/--	L 6-22	65,728c
N 7	Northwestern	--/--	L 13-17	51,028
N 14	Illinois	--/--	L 0-29	55,077
N 21	*Minnesota	--/--	W 14-7	61,306

1965 (2-7-1)

Coach: Milt Bruhn

Date	Opponent	Rank	Score	Crowd
S 18	*Colorado	--/--	T 0-0	45,914
S 25	*USC	--/--	L 6-26	52,706
O 2	*Iowa	--/--	W 16-13	63,058
O 9	Nebraska	--/2	L 0-37	53,810
O 16	Northwestern	--/--	W 21-7	44,444
O 23	*Ohio State(h)	--/--	L 10-20	65,269c
O 30	Michigan	--/--	L 14-50	66,907
N 6	Purdue	--/--	L 7-45	48,369
N 13	*Illinois	--/--	L 0-51	55,192
N 20	Minnesota	--/--	L 7-42	50,624

1966 (3-6-1)

Coach: Milt Bruhn

Date	Opponent	Rank	Score	Crowd
S 14	*Iowa State	--/--	W 20-10	51,051
S 24	USC	--/5	L 3-38	52,235
O 1	Iowa	--/--	W 7-0	52,787
O 8	*Nebraska	--/--	L 3-31	52,428
O 15	*Northwestern	--/--	T 3-3	53,163
O 22	Ohio State	--/--	L 13-24	84,256
O 29	*Michigan	--/--	L 17-28	51,816
N 5	*Purdue(h)	--/--	L 0-23	56,475
N 12	Illinois	--/--	L 14-49	53,645
N 19	*Minnesota	--/--	W 7-6	45,373

1967 (0-9-1)

Coach: John Coatta

Date	Opponent	Rank	Score	Crowd
S 23	Washington	--/--	L 0-17	54,500
S 30	*Arizona State	--/--	L 16-42	49,327
O 7	Michigan State	--/--	L 7-35	68,516
O 14	*Pittsburgh	--/--	L 11-13	46,995
O 21	*Iowa	--/--	T 21-21	59,512
O 28	*Northwestern(h)	--/--	L 13-17	61,918
N 4	Indiana	--/7	L 9-14	46,910
N 11	Ohio State	--/--	L 15-17	65,470
N 18	*Michigan	--/--	L 14-27	44,721
N 25	Minnesota	--/--	L 14-21	47,133

1968 (0-10)

Coach: John Coatta

Date	Opponent	Rank	Score	Crowd
S 21	Arizona State	--/--	L 7-55	43,317
S 28	*Washington	--/--	L 17-21	42,965
O 5	*Michigan State	--/19	L 0-39	49,067
O 12	*Utah State	--/--	L 0-20	37,469
O 19	Iowa	--/--	L 0-41	45,651
O 26	Northwestern	--/--	L 10-13	33,133
N 2	*Indiana(h)	--/--	L 20-21	51,666
N 9	*Ohio State	--/2	L 8-43	40,972
N 16	Michigan	--/4	L 9-34	51,117
N 23	*Minnesota	--/--	L 15-23	39,214

1969 (3-7)

Coach: John Coatta

Date	Opponent	Rank	Score	Crowd
S 20	*Oklahoma	--/6	L 21-48	43,633
S 27	*UCLA	--/14	L 23-34	49,243
O 4	*Syracuse	--/--	L 7-43	45,540
O 11	*Iowa	--/--	W 23-17	53,714
O 18	Northwestern	--/--	L 7-27	34,374
O 25	*Indiana(h)	--/--	W 36-34	58,636
N 1	Michigan	--/20	L 7-35	60,438
N 8	Ohio State	--/1	L 7-62	86,519
N 15	*Illinois	--/--	W 55-14	42,624
N 22	Minnesota	--/--	L 10-35	40,458

1970 (4-5-1)

Coach: John Jardine

Date	Opponent	Rank	Score	Crowd
S 19	Oklahoma	--/18	L 7-21	58,100
S 26	*TCU	--/--	T 14-14	61,538
O 3	*Penn State	--/16	W 29-16	55,204
O 10	Iowa	--/--	L 14-24	53,622
O 17	*Northwestern	--/--	L 14-24	65,278
O 24	Indiana	--/--	W 30-12	48,643
O 31	*Michigan(h)	--/5	L 15-29	72,389
N 7	*Ohio State	--/3	L 7-24	72,758
N 14	Illinois	--/--	W 29-17	36,569
N 21	*Minnesota	--/--	W 39-14	50,167

1971 (4-6-1)

Coach: John Jardine

Date	Opponent	Rank	Score	Crowd
S 11	*Northern Illinois	--/--	W 31-0	45,437
S 18	Syracuse	--/15	T 20-20	31,206
S 25	*LSU	--/18	L 28-38	78,535c
O 2	Northwestern	--/--	L 11-24	40,473
O 9	*Indiana	--/--	W 35-29	66,156
O 16	*Michigan State	--/--	W 31-28	74,847
O 23	Ohio State	--/12	L 6-31	86,559
O 30	Iowa	--/--	L 16-20	43,155
N 6	*Purdue(h)	--/--	W 14-10	78,451c
N 13	*Illinois	--/--	L 27-35	65,459
N 20	Minnesota	--/--	L 21-23	34,738

1972 (4-7)

Coach: John Jardine

Date	Opponent	Rank	Score	Crowd
S 16	*Northern Illinois	--/--	W 31-7	62,710
S 23	*Syracuse	--/--	W 31-7	67,234
S 30	LSU	--/--	L 7-27	69,142
O 7	*Northwestern	--/--	W 21-14	74,595
O 14	Indiana	--/--	L 7-33	50,122
O 21	Michigan State	--/--	L 0-31	62,638
O 28	*Ohio State	--/4	L 20-28	78,713c
N 4	*Iowa(h)	--/--	W 16-14	78,723c
N 11	Purdue	--/--	L 6-27	53,507
N 18	Illinois	--/--	L 7-27	45,703
N 25	*Minnesota	--/--	L 6-14	60,746

1973 (4-7)

Coach: John Jardine

Date	Opponent	Rank	Score	Crowd
S 15	*Purdue	--/--	L 13-14	58,256
S 22	*Colorado	--/19	L 25-28	58,237
S 29	Nebraska	--/2	L 16-20	76,297
O 6	*Wyoming	--/--	W 37-28	60,715
O 13	*Ohio State	--/1	L 0-24	77,413
O 20	Michigan	--/4	L 6-35	87,273
O 27	*Indiana(h)	--/--	W 31-7	66,365
N 3	Michigan State	--/--	L 0-21	54,010
N 10	*Iowa	--/--	W 35-7	55,560
N 17	*Northwestern	--/--	W 36-34	46,248
N 24	Minnesota	--/--	L 17-19	34,412

1974 (7-4)

Coach: John Jardine

Date	Opponent	Rank	Score	Crowd
S 14	Purdue	--/--	W 28-14	54,239
S 21	*Nebraska	--/4	W 21-20	73,381
S 28	Colorado	11/--	L 21-24	50,512
O 5	*Missouri	--/--	W 59-20	71,141
O 12	Ohio State	13/1	L 7-52	87,717
O 19	*Michigan	--/3	L 20-24	78,911c
O 26	Indiana	--/--	W 35-25	31,453
N 2	*Michigan State(h)	--/20	L 21-28	78,848c
N 9	Iowa	--/--	W 28-15	48,300
N 16	Northwestern	--/--	W 52-7	28,533
N 23	*Minnesota	--/--	W 49-14	55,869

1975 (4-6-1)

Coach: John Jardine

Date	Opponent	Rank	Score	Crowd
S 13	*Michigan	--/2	L 6-23	79,022c
S 20	*South Dakota	--/--	W 48-7	65,566
S 27	Missouri	--/5	L 21-28	62,222
O 4	*Kansas	--/--	L 7-41	76,097
O 11	Purdue	--/--	W 17-14	62,406
O 18	Ohio State	--/1	L 0-56	87,820

O 25	*Northwestern(h)	--/--	W 17-14	78,902c
N 1	*Illinois	--/--	W 18-9	78,868c
N 8	Iowa	--/--	L 28-45	54,650
N 15	*Indiana	--/--	T 9-9	65,317
N 22	Minnesota	--/--	L 3-24	37,578

1976 (5-6)

Coach: John Jardine

Date	Opponent	Rank	Score	Crowd
S 11	Michigan	--/2	L 27-40	101,347
S 18	*North Dakota	--/--	W 45-9	62,213
S 25	*Washington State	--/--	W 35-26	64,658
O 2	Kansas	--/9	L 24-34	48,350
O 9	*Purdue	--/--	L 16-18	79,111c
O 16	*Ohio State	--/9	L 20-30	79,579c
O 23	Northwestern	--/--	W 28-25	24,580
O 30	Illinois	--/--	L 25-31	54,121
N 6	*Iowa(h)	--/--	W 38-21	79,521c
N 13	Indiana	--/--	L 14-15	27,518
N 20	*Minnesota	--/--	W 26-17	60,304

1977 (5-6)

Coach: John Jardine

Date	Opponent	Rank	Score	Crowd
S 10	Indiana	--/--	W 30-14	34,755
S 17	*Northern Illinois	--/--	W 14-3	64,475
S 24	Oregon	--/--	W 22-10	30,755
O 1	*Northwestern	--/--	W 19-7	68,709
O 8	*Illinois	19/--	W 26-0	78,661c
O 15	Michigan	14/1	L 0-56	104,892
O 22	*Michigan State(h)	--/--	L 7-9	79,203c
O 29	Ohio State	--/3	L 0-42	87,837
N 5	*Purdue	--/--	L 0-22	83,322
N 12	*Iowa	--/--	L 8-24	71,723
N 19	Minnesota	--/--	L 7-13	30,742

1978 (5-4-2)

Coach: Dave McClain

Date	Opponent	Rank	Score	Crowd
S 16	*Richmond	--/--	W 7-6	60,877
S 23	Northwestern	--/--	W 28-7	23,960
S 30	*Oregon	--/--	W 22-19	63,988
O 7	*Indiana	--/--	W 34-7	75,266
O 14	Illinois	--/--	T 20-20	51,160
O 21	*Michigan	--/9	L 0-42	80,024c
O 28	Michigan State	--/--	L 2-55	70,144
N 4	*Ohio State	--/--	L 14-49	79,940c
N 11	*Purdue(h)	--/--	T 24-24	78,986c
N 18	Iowa	--/--	L 24-38	44,444
N 25	*Minnesota	--/--	W 48-10	61,021

1979 (4-7)

Coach: Dave McClain

Date	Opponent	Rank	Score	Crowd
S 8	Purdue	--/6	L 20-41	65,002
S 15	*Air Force	--/--	W 38-0	66,466
S 22	*UCLA	--/20	L 12-37	78,830c
S 29	San Diego State	--/--	L 17-24	38,633
O 6	*Indiana	--/--	L 0-3	74,188
O 13	*Michigan State	--/19	W 38-29	77,083
O 20	Ohio State	--/6	L 0-59	87,585
O 27	*Iowa(h)	--/--	L 13-24	79,026c
N 3	Michigan	--/10	L 0-54	104,952
N 10	*Northwestern	--/--	W 28-3	68,229
N 17	Minnesota	--/--	W 42-37	37,827

1980 (4-7)

Coach: Dave McClain

Date	Opponent	Rank	Score	Crowd
S 13	*Purdue	--/20	L 6-12	77,280

S 20	*Brigham Young	--/--	L 3-28	71,496
S 27	UCLA	--/16	L 0-35	40,018
O 4	*San Diego St.(h)	--/--	W 35-12	76,340
O 11	Indiana	--/--	L 0-24	51,029
O 18	Michigan State	--/--	W 17-7	76,173
O 25	*Ohio State	--/10	L 0-21	79,523c
N 1	Iowa	--/--	L 13-22	59,995
N 8	*Michigan	--/12	L 0-24	69,560
N 15	Northwestern	--/--	W 39-19	17,372
N 22	*Minnesota	--/--	W 25-7	54,229

1981 (7-5)

Coach: Dave McClain

Date	Opponent	Rank	Score	Crowd
S 12	*Michigan	--/1	W 21-14	68,733
S 19	*UCLA	20/9	L 13-31	69,212
S 26	*Western Mich.(h)	--/--	W 21-10	67,196
O 3	*Purdue	--/--	W 20-14	68,603
O 10	*Ohio State	--/18	W 24-21	78,973c
O 17	Michigan State	14/--	L 14-33	67,352
O 24	Illinois	--/--	L 21-23	67,413
O 31	*Northwestern	--/--	W 52-0	70,035
N 7	Indiana	--/--	W 28-7	44,218
N 14	*Iowa	--/--	L 7-17	78,731c
N 21	Minnesota	--/--	W 26-21	47,125
D 13	Tennessee ⁹	--/--	L 21-28	53,220

1982 (7-5)

Coach: Dave McClain

Date	Opponent	Rank	Score	Crowd
S 11	Michigan	--/12	L 9-20	104,932
S 18	*UCLA	--/14	L 26-51	77,974c
S 25	*Toledo(h)	--/--	W 36-27	73,713
O 2	Purdue	--/--	W 35-31	69,132
O 9	Ohio State	--/--	W 6-0	88,234
O 16	*Michigan State	--/--	W 24-23	78,187c
O 23	*Illinois	--/--	L 28-29	78,406c
O 30	*Northwestern	--/--	W 54-20	64,388
N 6	*Indiana	--/--	L 17-20	65,355
N 13	Iowa	--/--	L 14-28	58,500
N 20	*Minnesota	--/--	W 24-0	59,792
D 11	Kansas State ¹⁰	--/--	W 14-3	49,523

1983 (7-4)

Coach: Dave McClain

Date	Opponent	Rank	Score	Crowd
S 10	*Northern Illinois	--/--	W 37-9	56,941
S 17	*Missouri	--/--	W 21-20	65,044
S 24	*Michigan	--/17	L 21-38	77,708
O 1	Northwestern	--/--	W 49-0	32,180
O 8	*Illinois	--/19	L 15-27	78,307c
O 15	Minnesota	--/--	W 56-17	62,689
O 22	*Indiana(h)	--/--	W 45-14	78,199c
O 29	Ohio State	--/16	L 27-45	89,203
N 5	*Iowa	--/15	L 14-34	78,105
N 12	Purdue	--/--	W 42-38	58,342
N 19	*Michigan State	--/--	W 32-0	54,204

1984 (7-4-1)

Coach: Dave McClain

Date	Opponent	Rank	Score	Crowd
S 8	*Northern Illinois	--/--	W 27-14	65,288
S 15	Missouri	--/--	W 35-34	45,033
S 22	Michigan	--/16	L 14-20	104,239
S 29	*Northwestern	--/--	W 31-16	78,509c
O 6	Illinois	--/--	L 6-22	76,428
O 13	*Minnesota(h)	--/--	L 14-17	78,770c
O 20	Indiana	--/--	W 20-16	38,754
O 27	*Ohio State	--/6	W 16-14	78,606c
N 3	Iowa	--/17	T 10-10	66,255

N 10	*Purdue	--	W 30-13	72,292
N 17	Michigan State	--	W 20-10	61,702
D 29	Kentucky	--	L 19-20	47,300

1985 (5-6)


Coach: Dave McClain

Date	Opponent	Rank	Score	Crowd
S 14	*Northern Illinois	--	W 38-17	69,131
S 21	*UNLV	--	W 26-23	68,123
S 28	Wyoming	--	W 41-17	11,129
O 5	Michigan	--	L 6-33	105,491
O 12	*Iowa	--	L 13-23	79,023c
O 19	*Northwestern	--	L 14-17	78,401c
O 26	Illinois	--	L 25-38	76,395
N 2	*Indiana(h)	--	W 31-20	78,605c
N 9	Minnesota	--	L 18-27	64,571
N 16	Ohio State	--	W 12-7	89,873
N 23	*Michigan State	--	L 7-41	56,854

1986 (3-9)

Coach: Jim Hilles

Date	Opponent	Rank	Score	Crowd
S 6	Hawaii	--	L 17-20	45,403
S 13	*Northern Illinois	--	W 35-20	63,294
S 20	UNLV	--	L 7-17	32,207



Linebacker Donnel Thompson (44) and offensive tackle Chris McIntosh were captains on both the 1998 and 1999 Big Ten championship and Rose Bowl-winning squads.

S 27	*Wyoming	--	L 12-21	64,954
O 4	*Michigan	--	L 17-34	75,898
O 11	Iowa	--	L 6-17	67,700
O 18	Northwestern	--	W 35-27	34,462
O 25	*Illinois(h)	--	W 15-9	76,983
N 1	Indiana	--	L 7-21	35,311
N 8	*Minnesota	--	L 20-27	65,164
N 15	*Ohio State	--	L 17-30	62,020
N 22	Michigan State	--	L 13-23	60,285

1987 (3-8)

Coach: Don Morton

Date	Opponent	Rank	Score	Crowd
S 12	*Hawaii	--	W 28-7	53,509
S 19	*Utah	--	L 28-31	56,224
S 26	*Ball State	--	W 30-13	51,825
O 3	Michigan	--	L 0-49	104,410
O 10	*Iowa	--	L 10-31	74,645
O 17	Illinois	--	L 14-16	57,040
O 24	*Northwestern(h)	--	L 24-27	70,012
O 31	Purdue	--	L 14-49	62,000
N 7	*Ohio State	--	W 26-24	63,195
N 14	Minnesota	--	L 19-22	62,41
N 21	*Michigan State	--	L 9-30	45,385

1988 (1-10)

Coach: Don Morton

Date	Opponent	Rank	Score	Crowd
S 3	*Western Mich.	--	L 14-24	38,230
S 17	*Northern Illinois	--	L 17-19	46,869
S 24	Miami, Fla.	--	L 3-23	48,311
O 1	*Michigan	--	L 14-62	61,180
O 8	Iowa	--	L 6-31	67,700
O 15	*Illinois	--	L 6-34	57,886
O 22	Northwestern	--	L 14-35	30,013
O 29	*Purdue(h)	--	L 6-9	51,147
N 5	Ohio State	--	L 12-34	90,032
N 12	*Minnesota	--	W 14-7	40,467
N 19	Michigan State	--	L 0-36	76,372

1989 (2-9)

Coach: Don Morton

Date	Opponent	Rank	Score	Crowd
S 9	*Miami, Fla.	--	L 3-51	38,646
S 16	*Toledo	--	W 23-10	37,162
S 23	California	--	L 14-20	36,000
O 7	Michigan	--	L 0-24	104,097
O 14	*Iowa	--	L 24-31	62,402
O 21	*Northwestern(h)	--	W 35-31	44,978
O 28	Illinois	--	L 9-32	64,856
N 4	Minnesota	--	L 22-24	39,325
N 11	*Indiana	--	L 17-45	37,442
N 18	Ohio State	--	L 22-42	89,626
N 25	*Michigan State	--	L 3-31	29,776

1990 (1-10)

Coach: Barry Alvarez

Date	Opponent	Rank	Score	Crowd
S 8	*California	--	L 12-28	45,980
S 15	*Ball State	--	W 24-7	44,698
S 22	*Temple	--	L 18-24	41,817
O 6	*Michigan	--	L 3-41	64,359
O 13	Iowa	--	L 10-30	69,890
O 20	Northwestern	--	L 34-44	32,966
O 27	*Illinois(h)	--	L 3-21	67,746
N 3	*Minnesota	--	L 3-21	51,189
N 10	Indiana	--	L 7-20	45,093
N 17	*Ohio State	--	L 10-35	41,403
N 24	Michigan State	--	L 9-14	60,517

1991 (5-6)

Coach: Barry Alvarez

Date	Opponent	Rank	Score	Crowd
S 14	*Western Illinois	--/--	W 31-13	42,861
S 21	*Iowa State	--/--	W 7-6	50,710
S 28	*Eastern Michigan	--/--	W 21-6	45,356
O 5	Ohio State	--/14	L 16-31	94,221
O 12	*Iowa	--/--	L 6-10	75,053
O 19	Purdue	--/--	L 7-28	43,650
O 26	*Indiana(h)	--/--	L 20-28	54,052
N 2	Illinois	--/--	L 6-22	61,493
N 9	*Michigan State	--/--	L 7-20	41,074
N 16	Minnesota	--/--	W 19-16	36,133
N 23	*Northwestern	--/--	W 32-14	38,620

1992 (5-6)

Coach: Barry Alvarez

Date	Opponent	Rank	Score	Crowd
S 12	Washington	--/2	L 10-27	72,800
S 19	*Bowling Green St.	--/--	W 39-18	57,758
S 26	*Northern Illinois	--/--	W 18-17	50,688
O 3	*Ohio State	--/12	W 20-16	72,203
O 10	Iowa	--/--	L 22-23	70,397
O 17	*Purdue(h)	--/--	W 19-16	73,573
O 24	Indiana	--/--	L 3-10	43,142
O 31	*Illinois	--/--	L 12-13	65,293
N 7	Michigan State	--/--	L 10-26	45,219
N 14	*Minnesota	--/--	W 34-6	48,754
N 21	Northwestern	--/--	L 25-27	28,265

1993 (10-1-1)

Coach: Barry Alvarez

Date	Opponent	Rank	Score	Crowd
S 4	*Nevada	--/--	W 35-17	66,557
S 11	SMU	--/--	W 24-16	19,013
S 18	*Iowa State	24/--	W 28-7	77,745c
S 25	Indiana	23/--	W 27-15	34,306
O 9	*Northwestern(h)	21/--	W 53-14	77,745c
O 16	Purdue	16/--	W 42-28	38,942
O 23	Minnesota	15/--	L 21-28	64,798
O 30	*Michigan	21/24	W 13-10	77,745c
N 6	*Ohio State	15/3	T 14-14	77,745c
N 11	Illinois	14/--	W 35-10	48,083
D 4	Michigan State ¹²	10/--	W 41-20	51,500
J 1	UCLA ⁸	9/13	W 21-16	101,237

1994 (8-3-1)

Coach: Barry Alvarez

Date	Opponent	Rank	Score	Crowd
S 10	*Eastern Michigan	10/--	W 56-0	77,745c
S 17	Colorado	10/7	L 17-55	53,457
S 24	*Indiana	16/21	W 62-13	77,745c
O 1	Michigan State	15/--	W forfeit	71,234
O 8	Northwestern	24/--	W 46-14	46,437
O 15	*Purdue	23/--	T 27-27	77,745c
O 22	*Minnesota(h)	--/--	L 14-17	77,745c
O 29	Michigan	--/10	W 31-19	106,209
N 5	Ohio State	--/--	L 3-24	93,340
N 12	*Cincinnati	--/--	W 38-17	75,245
N 19	*Illinois	--/--	W 19-13	77,745c
J 2	Duke ¹³	--/25	W 34-20	61,384

1995 (4-5-2)

Coach: Barry Alvarez

Date	Opponent	Rank	Score	Crowd
S 2	*Colorado	21/13	L 7-43	79,015c
S 16	Stanford	--/--	T 24-24	42,510
S 23	*SMU	--/--	W 42-0	77,108c
S 30	Penn State	--/6	W 17-9	96,540

O 14	*Ohio State	21/4	L 16-27	79,507c
O 21	Northwestern	24/11	L 0-35	49,256
O 28	*Michigan State(h)	--/--	W 45-14	78,043c
N 4	Purdue	--/--	L 27-38	39,125
N 11	Minnesota	--/--	W 34-27	64,016
N 18	*Iowa	--/--	L 20-33	78,907c
N 25	*Illinois	--/--	T 3-3	76,750c

1996 (8-5)

Coach: Barry Alvarez

Date	Opponent	Rank	Score	Crowd
S 7	*Eastern Michigan	--/--	W 24-3	74,279
S 14	UNLV	--/--	W 52-17	40,091
S 21	*Stanford	--/--	W 14-0	77,894c
S 28	*Penn State	--/3	L 20-23	79,607c
O 12	Ohio State	--/2	L 14-17	94,215
O 19	*Northwestern(h)	--/14	L 30-34	79,576c
O 26	Michigan State	--/--	L 13-30	69,217
N 2	*Purdue	--/--	W 33-25	78,330c
N 9	*Minnesota	--/--	W 45-28	78,006c
N 16	Iowa	--/--	L 0-31	66,570
N 23	Illinois	--/--	W 35-15	37,814
N 30	Hawaii	--/--	W 59-10	26,819
D 27	Utah ¹⁴	--/--	W 38-10	42,122

1997 (8-5)

Coach: Barry Alvarez

Date	Opponent	Rank	Score	Crowd
A 24	Syracuse ⁹	24/17	L 0-34	51,185
S 6	*Boise State	--/--	W 28-24	73,209
S 13	San Jose State	--/--	W 56-10	23,042
S 20	*San Diego State	--/--	W 36-10	76,864c
S 27	*Indiana	--/--	W 27-26	78,211c
O 4	Northwestern	--/--	W 26-25	47,129
O 11	*Illinois	--/--	W 31-7	79,327c
O 18	Purdue	24/--	L 20-45	54,252
O 25	Minnesota	--/--	W 22-21	57,563
N 8	*Iowa(h)	--/12	W 13-10	79,864c
N 15	*Michigan	23/1	L 16-26	79,806c
N 22	Penn State	24/6	L 10-35	96,934
J 1	Georgia ¹³	--/11	L 6-33	56,186

1998 (11-1)

Coach: Barry Alvarez

Date	Opponent	Rank	Score	Crowd
S 5	San Diego State	20/--	W 26-14	37,471
S 12	*Ohio	17/--	W 45-0	74,676
S 19	*UNLV	14/--	W 52-7	75,044
S 26	*Northwestern	14/--	W 38-7	78,337c
O 3	Indiana	13/--	W 24-20	32,328
O 10	*Purdue(h)	12/--	W 31-24	78,782c
O 17	Illinois	9/--	W 37-3	40,627
O 24	Iowa	9/--	W 31-0	70,397
N 7	*Minnesota	8/--	W 26-7	78,767c
N 14	Michigan	8/15	L 10-27	111,217
N 21	*Penn State	13/14	W 24-3	78,964c
J 1	UCLA ⁸	9/6	W 38-31	93,872

1999 (10-2)

Coach: Barry Alvarez

Date	Opponent	Rank	Score	Crowd
S 4	*Murray State	9/--	W 49-10	77,527c
S 11	*Ball State	9/--	W 50-10	75,807
S 18	Cincinnati	8/--	L 12-17	27,721
S 25	*Michigan	17/4	L 16-21	79,037c
O 2	Ohio State	--/12	W 42-17	93,524
O 9	Minnesota	20/25	W 20-17 ot	63,108
O 16	*Indiana(h)	18/--	W 59-0	78,243c
O 23	*Michigan State	16/11	W 40-10	78,469c
O 30	Northwestern	11/--	W 35-19	42,292

N 6	Purdue	10/17	W 28-21	67,308
N 13	*Iowa	9/--	W 41-3	79,404c
J 1	Stanford*	4/22	W 17-9	93,731

2000 (9-4)

Coach: Barry Alvarez

Date	Opponent	Rank	Score	Crowd
A 31	*Western Mich.	4/--	W 19-7	77,843c
S 9	*Oregon	5/--	W 27-23	78,521c
S 16	*Cincinnati	4/--	W 28-25 ot	78,749c
S 23	*Northwestern	7/--	L 44-47 2ot	78,597c
S 30	Michigan	14/9	L 10-13	111,341
O 7	*Ohio State	24/8	L 7-23	79,045c
O 14	Michigan State	--/--	W 17-10	74,863
O 21	*Purdue(h)	--/17	L 24-30 ot	79,048
O 28	Iowa	--/--	W 13-7	62,560
N 4	*Minnesota	--/--	W 41-20	79,171c
N 11	Indiana	--/--	W 43-22	30,469
N 25	Hawaii	--/--	W 34-18	41,313
D 29	UCLA ¹⁵	--/--	W 21-20	49,093

2001 (5-7)

Coach: Barry Alvarez

Date	Opponent	Rank	Score	Crowd
A 25	*Virginia	22/---	W 26-17	76,740c
S 1	Oregon	22/7	L 28-31	45,919
S 8	*Fresno State	23/19	L 20-32	78,506c
S 22	Penn State	---/---	W 18-6	107,253
S 29	*W. Kentucky	---/---	W 24-6	75,662
O 6	*Indiana	---/---	L 32-63	79,264c
O 13	Ohio State	---/21	W 20-17	103,520
O 20	Illinois	---/---	L 35-42	70,904
O 27	*Michigan State(h)	---/---	L 28-42	79,108c
N 3	*Iowa	---/---	W 34-28	79,421c
N 17	*Michigan	---/11	L 17-20	79,633c
N 24	Minnesota	---/---	L 31-42	55,890

2002 (8-6)

Coach: Barry Alvarez

Date	Opponent	Rank	Score	Crowd
A 23	*Fresno State	25/---	W 23-21	75,136
A 31	UNLV	---/---	W 27-7	42,075
S 7	*West Virginia	25/---	W 34-17	76,320
S 14	*Northern Illinois	22/---	W 24-21	77,460c
S 21	*Arizona	22/---	W 31-10	78,582c
O 5	*Penn State	19/20	L 31-34	79,403c
O 12	Indiana	23/---	L 29-32	31,156
O 19	*Ohio State(h)	---/4	L 14-19	79,729c
O 26	Michigan State	---/---	W 42-24	74,507
N 2	Iowa	---/9	L 3-20	70,397
N 9	*Illinois	---/---	L 20-37	78,709c
N 16	Michigan	---/12	L 14-21	110,412
N 23	*Minnesota	---/---	W 49-31	78,843c
D 28	Colorado ¹⁶	---/14	W 31-28 ot	50,690

2003 (7-6)

Coach: Barry Alvarez

Date	Opponent	Rank	Score	Crowd
A 30	West Virginia	21/---	W 24-17	60,663
S 6	*Akron	18/---	W 48-31	75,401
S 13	*UNLV	14/---	L 5-23	78,043c
S 20	*North Carolina	---/---	W 38-27	77,439c
S 27	Illinois	---/---	W 38-20	58,495
O 4	Penn State	---/---	W 30-23	107,851
O 11	*Ohio State	23/3	W 17-10	79,793c
O 18	*Purdue	14/13	L 23-26	79,541c
O 25	Northwestern	20/---	L 7-16	36,233
N 8	Minnesota	---/24	L 34-37	59,543
N 15	*Michigan State	---/21	W 56-21	79,256c
N 22	*Iowa	---/17	L 21-27	79,931c
D 31	Auburn ¹⁷	---/---	L 14-28	55,109

2004 (9-3)

Coach: Barry Alvarez

Date	Opponent	Rank	Score	Crowd
S 4	*UCF	21/--	W 34-6	82,116c
S 11	*UNLV	21/--	W 18-3	82,071c
S 18	Arizona	20/--	W 9-7	50,275
S 25	*Penn State	20/--	W 16-3	82,179c
O 2	*Illinois	20/--	W 24-7	82,306c
O 9	Ohio State	15/18	W 24-13	105,090
O 16	Purdue	10/5	W 20-17	65,196
O 23	*Northwestern(h)	6/--	W 24-12	82,468c
N 6	*Minnesota	5/--	W 38-14	83,069c
N 13	Michigan State	4/--	L 14-49	76,697
N 20	Iowa	9/17	L 7-30	70,397
J 1	Georgia ¹³	16/8	L 21-24	62,414

Legend:

* - home game (h) - homecoming
 Rank - Ranking by Associated Press
 c - capacity crowds

Neutral Sites

- | | |
|----------------------|---------------------------|
| 1 — Milwaukee | 9 — East Rutherford, N.J. |
| 2 — Chicago | 10 — Shreveport, La. |
| 3 — Chicago Coliseum | 11 — Birmingham, Ala. |
| 4 — Marinette, Wis. | 12 — Tokyo, Japan |
| 5 — Indianapolis | 13 — Tampa, Fla. |
| 6 — Rockford, Ill. | 14 — Tucson, Ariz. |
| 7 — Baltimore | 15 — El Paso, Texas |
| 8 — Pasadena, Calif. | 16 — San Antonio, Texas |
| | 17 — Nashville, Tenn. |

Record vs. All Foes


Team	W-L-T	Team	W-L-T	Team	W-L-T	Team	W-L-T
Air Force	1-0-0	Drake	1-0-0	Missouri	4-1-0	SMU	2-0-0
Akron	1-0-0	Duke	1-0-0	Murray State	1-0	South Dakota	1-0-0
Alabama	1-0-0	Eastern Michigan	3-0-0	Navy	1-1-0	South Dakota State	8-1-0
Arizona	2-0-0	Ft. Sheridan (Ill.)	1-0-0	Nebraska	2-3-0	Stanford	4-0-1
Arizona State	0-2-0	Franklin (Ind.)	1-0-0	Nevada	1-0-0	Syracuse	1-3-1
Arkansas	1-0-0	Fresno State	1-1-0	New Mexico State	1-0-0	TCU	0-0-1
Armour	1-0-0	Georgia	0-2-0	North Central (Ill.)	1-0-0	Temple	0-1-0
Auburn	0-1-1	Great Lakes	1-1-1	North Carolina	1-0-0	Tennessee	0-1-0
Ball State	3-0-0	Grinnell (Iowa)	4-0-0	North Dakota	2-0-0	Texas	0-1-0
Beloit	16-1-0	Haskell Indians	1-0-0	North Dakota State	3-0-0	Toledo	1-0-0
Boise State	1-0-0	Hawaii	3-1-0	Northern Illinois	9-1-0	UCLA	4-7-0
Bowling Green	1-0-0	Hyde Park (Ill.) HS	2-0-0	Northwestern	34-31-5	UNLV	5-2-0
Bradley	1-0-0	Illinois	31-35-7	Northwestern College	1-0-0	Upper Iowa	1-0-0
Brigham Young	0-1-0	Indiana	31-18-2	Notre Dame	6-8-2	UCF	1-0-0
California	1-5-0	Iowa	39-39-2	Ohio	1-0-0	USC	0-6-0
Calumet Club	0-1-0	Iowa State	7-0-0	Ohio State	17-50-5	Utah	2-1-0
Camp Grant	1-2-0	Kansas	4-2-0	Oklahoma	0-2-0	Utah State	0-1-0
Carleton	2-0-0	Kansas State	2-0-0	Oregon	3-1-0	UW Alumni	3-1-0
Carlisle Indians	0-1-0	Kentucky	0-1-0	Oregon State	1-0-0	UW Freshmen	1-0-0
Chicago	19-16-5	Knox (Ill.)	2-0-0	Osteopaths	1-0-0	UW-Oshkosh	1-0-0
Chicago AA	1-2-0	Lake Forest (Ill.)	7-1-0	Pennsylvania	2-2-0	UW-Platteville	1-0-0
Chicago P&S	1-0-0	Lawrence	17-0-1	Penn State	7-3-0	UW-Whitewater	2-0-0
Cincinnati	3-1-0	Louisiana State	0-2-0	Pittsburgh	0-3-0	Virginia	1-0-0
Coe (Iowa)	2-0-1	Madison (Wis.) HS	4-0-0	Purdue	37-29-8	Washington	0-4-0
Colgate	1-0-0	Marquette	32-4-0	Rice	2-0-0	Washington State	1-0-0
Colorado	1-4-1	Miami (Fla.)	1-2-0	Richmond	1-0-0	West Virginia	4-0-0
Colorado College	1-0-0	Michigan	10-47-1	Ripon (Wis.)	5-0-0	Western Illinois	1-0-0
Columbia	0-1-0	Michigan State	19-26-0	Rush Medical	4-0-0	Western Kentucky	1-0-0
Company I	1-0-0	Milw. Medical	1-0-0	San Diego State	3-1-0	Western Michigan	3-1-0
Cornell (Iowa)	3-0-0	Minnesota	47-59-8	San Jose State	1-0-0	Wyoming	2-1-0
Dixon (Illinois)	1-0-0					Yale	1-2-0

UW VS. MAJOR CONFERENCES

Conference	GP	W	L	T	Pct.
Atlantic Coast	3	3	0	0	1.000
Big East	16	6	9	1	.406
Big Ten	664	288	335	41	.465
Big 12	33	19	13	1	.591
Big West	4	3	1	0	.750
Mid-American	25	23	2	0	.920
Mountain West	3	2	1	0	.667
Pacific 10	38	16	21	1	.434
Southeastern	10	2	7	1	.250
Western Athletic	10	8	2	0	.800

UW RECORDS BY DECADE

Decade	GP	W	L	T	Pct.
1880s	2	0	2	0	.000
1890s	77	56	18	3	.747
1900s	76	58	15	3	.783
1910s	67	40	20	7	.649
1920s	78	46	23	9	.647
1930s	83	36	41	6	.470
1940s	90	38	47	5	.450
1950s	92	57	28	7	.658
1960s	96	34	59	3	.370
1970s	109	46	58	5	.445
1980s	114	46	67	1	.408
1990s	118	70	44	4	.610
2000s	64	38	26	0	.594



Wide receiver Chris Chambers, the team's 2000 MVP, had a reputation for the spectacular catch during his Badger career.

Yearly Records

Year	Coach	Overall				Big Ten				Pl.	Home	Away	Neut.
		W	L	T	Pct.	W	L	T	Pct.				
1889	Alvin Kletsch	0	2	0	.000						0-0	0-1	0-1
1890	Ted Mestre	1	3	0	.250						1-1	0-1	0-1
1891	Herb Alward	3	1	1	.700						1-0	1-1	1-0-1
1892	Frank Crawford	4	3	0	.571						1-2	1-1	2-0
1893	Parke Davis	4	2	0	.667						3-0	1-1	0-1
1894	H.O. Stickney	5	2	0	.714						3-0	2-2	0-0
1895	H.O. Stickney	5	2	1	.688						4-0-1	0-2	1-0
1896	Phil King	7	1	1	.833	2	0	1	.833	1	6-0	1-0-1	0-1
1897	Phil King	9	1	0	.900	3	0	0	1.000	1	6-1	3-0	0-0
1898	Phil King	9	1	0	.900	2	1	0	.667	3	7-0	1-1	1-0
1899	Phil King	9	2	0	.818	4	1	0	.800	2	5-1	1-1	3-0
1900	Phil King	8	1	0	.889	2	1	0	.667	T3	6-0	1-1	1-0
1901	Phil King	9	0	0	1.000	2	0	0	1.000	T1	5-0	2-0	2-0
1902	Phil King	6	3	0	.667	1	3	0	.250	6	5-0	1-1	0-2
1903	Art Curtis	6	3	1	.650	0	3	1	.125	T8	6-1	0-2-1	0-0
1904	Art Curtis	5	3	0	.625	0	3	0	.000	T7	4-1	0-2	1-0
1905	Phil King	8	2	0	.800	2	2	0	.333	T5	4-1	1-1	3-0
1906	C.P. Hutchins	5	0	0	1.000	3	0	0	1.000	T1	4-0	1-0	0-0
1907	C.P. Hutchins	3	1	1	.700	3	1	1	.700	2	1-1-1	2-0	0-0
1908	J.A. Barry	5	1	0	.833	2	1	0	.667	3	3-1	2-0	0-0
1909	J.A. Barry	3	1	1	.700	2	1	1	.625	4	2-1	1-0-1	0-0
1910	J.A. Barry	1	2	2	.400	1	2	1	.375	5	1-0-2	0-1	0-1
1911	J.R. Richards	5	1	1	.786	2	1	1	.625	3	4-0-1	1-1	0-0
1912	William Juneau	7	0	0	1.000	5	0	0	1.000	1	5-0	2-0	0-0
1913	William Juneau	3	3	1	.500	1	2	1	.375	T6	3-2	0-1-1	0-0
1914	William Juneau	4	2	1	.643	2	2	1	.500	T4	3-1-1	1-1	0-0
1915	William Juneau	4	3	0	.571	2	3	0	.400	6	3-1	1-2	0-0
1916	Paul Withington	4	2	1	.643	1	2	1	.375	T6	4-0-1	0-2	0-0
1917	J.R. Richards	4	2	1	.643	3	2	0	.600	T3	3-1-1	1-1	0-0
1918	Guy Lowman	3	3	0	.500	1	2	0	.333	7	2-2	1-1	0-0
1919	J.R. Richards	5	2	0	.714	3	2	0	.600	4	2-2	3-0	0-0
1920	J.R. Richards	6	1	0	.857	4	1	0	.800	2	4-0	2-1	0-0
1921	J.R. Richards	5	1	1	.786	3	1	1	.700	4	3-0-1	2-1	0-0
1922	J.R. Richards	4	2	1	.643	2	2	1	.500	4	3-1	1-1-1	0-0
1923	Jack Ryan	3	3	1	.500	1	3	1	.300	7	2-1-1	1-2	0-0
1924	Jack Ryan	2	3	3	.438	0	2	2	.333	10	2-2-2	0-1-1	0-0
1925	George Little	6	1	1	.813	3	1	1	.700	T2	4-1	2-0-1	0-0
1926	George Little	5	2	1	.688	3	2	1	.583	5	4-1	1-1-1	0-0
1927	Glenn Thistlethwaite	4	4	0	.500	1	4	0	.200	T9	3-2	1-2	0-0
1928	Glenn Thistlethwaite	7	1	1	.833	3	1	1	.700	2	5-1	2-0-1	0-0
1929	Glenn Thistlethwaite	4	5	0	.444	1	4	0	.200	10	3-3	1-1	0-1
1930	Glenn Thistlethwaite	6	2	1	.722	2	2	1	.500	T4	6-0	0-2-1	0-0
1931	Glenn Thistlethwaite	5	4	1	.550	3	3	0	.500	6	3-1-1	2-3	0-0
1932	Clarence Spears	6	1	1	.812	4	1	1	.750	3	5-0	1-1-1	0-0
1933	Clarence Spears	2	5	1	.313	0	5	1	.083	T8	2-2	0-3-1	0-0
1934	Clarence Spears	4	4	0	.500	2	3	0	.400	T5	3-1	1-3	0-0
1935	Clarence Spears	1	7	0	.125	1	4	0	.200	T9	1-4	0-3	0-0
1936	Harry Stuhldreher	2	6	0	.250	0	4	0	.000	T8	2-3	0-3	0-0
1937	Harry Stuhldreher	4	3	1	.563	2	2	1	.500	T4	3-1-1	1-2	0-0
1938	Harry Stuhldreher	5	3	0	.625	3	2	0	.600	6	2-2	3-1	0-0
1939	Harry Stuhldreher	1	6	1	.188	0	5	1	.083	T9	1-3-1	0-3	0-0
1940	Harry Stuhldreher	4	4	0	.500	3	3	0	.500	T4	3-2	1-2	0-0
1941	Harry Stuhldreher	3	5	0	.375	3	3	0	.500	5	3-2	0-3	0-0
1942	Harry Stuhldreher	8	1	1	.850	4	1	0	.800	2	5-0-1	2-1	1-0
1943	Harry Stuhldreher	1	9	0	.100	1	6	0	.167	8	0-5	1-3	0-1
1944	Harry Stuhldreher	3	6	0	.333	2	4	0	.333	7	2-3	1-3	0-0

Year	Coach	Overall				Big Ten				Pl.	Home	Away	Neut.
		W	L	T	Pct.	W	L	T	Pct.				
1945	Harry Stuhldreher	3	4	2	.444	2	3	1	.417	6	1-2-1	2-1-1	0-1
1946	Harry Stuhldreher	4	5	0	.444	2	5	0	.400	8	2-2	2-3	0-0
1947	Harry Stuhldreher	5	3	1	.611	3	2	1	.583	2	3-2	2-1-1	0-0
1948	Harry Stuhldreher	2	7	0	.222	1	5	0	.167	9	2-4	0-3	0-0
1949	Ivy Williamson	5	3	1	.611	3	2	1	.583	4	3-2	2-1-1	0-0
1950	Ivy Williamson	6	3	0	.667	5	2	0	.714	T2	4-0	2-3	0-0
1951	Ivy Williamson	7	1	1	.833	5	1	1	.750	2	4-0-1	3-1	0-0
1952	Ivy Williamson	6	3	1	.650	4	1	1	.750	1	3-1-1	3-1	0-1
1953	Ivy Williamson	6	2	1	.722	4	1	1	.750	3	4-1	2-1-1	0-0
1954	Ivy Williamson	7	2	0	.778	5	2	0	.714	2	5-0	2-2	0-0
1955	Ivy Williamson	4	5	0	.444	3	4	0	.429	6	2-3	2-2	0-0
1956	Milt Bruhn	1	5	3	.277	0	4	3	.214	9	1-2-2	0-3-1	0-0
1957	Milt Bruhn	6	3	0	.667	4	3	0	.571	T4	3-2	3-1	0-0
1958	Milt Bruhn	7	1	1	.833	5	1	1	.786	2	4-1	3-0-1	0-0
1959	Milt Bruhn	7	3	0	.700	5	2	0	.714	1	4-1	3-1	0-1
1960	Milt Bruhn	4	5	0	.444	2	5	0	.286	9	3-2	1-3	0-0
1961	Milt Bruhn	6	3	0	.667	4	3	0	.571	5	3-2	3-1	0-0
1962	Milt Bruhn	8	2	0	.800	6	1	0	.857	1	6-0	2-1	0-1
1963	Milt Bruhn	5	4	0	.556	3	4	0	.429	5	3-2	2-2	0-0
1964	Milt Bruhn	3	6	0	.333	2	5	0	.286	T7	3-2	0-4	0-0
1965	Milt Bruhn	2	7	1	.250	2	5	0	.286	T7	1-3-1	1-4	0-0
1966	Milt Bruhn	3	6	1	.350	2	4	1	.357	7	2-3-1	1-3	0-0
1967	John Coatta	0	9	1	.050	0	6	1	.071	T9	0-4-1	0-5	0-0
1968	John Coatta	0	10	0	.000	0	7	0	.000	10	0-6	0-4	0-0
1969	John Coatta	3	7	0	.300	3	4	0	.429	T5	3-3	0-4	0-0
1970	John Jardine	4	5	1	.450	3	4	0	.429	T5	2-3-1	2-2	0-0
1971	John Jardine	4	6	1	.409	3	5	0	.375	T6	4-2	0-4-1	0-0
1972	John Jardine	4	7	0	.364	2	6	0	.250	9	4-2	0-5	0-0
1973	John Jardine	4	7	0	.364	3	5	0	.375	8	4-3	0-4	0-0
1974	John Jardine	7	4	0	.636	5	3	0	.625	4	3-2	4-2	0-0
1975	John Jardine	4	6	1	.409	3	4	1	.438	6	3-2-1	1-4	0-0
1976	John Jardine	5	6	0	.455	3	5	0	.375	T7	4-2	1-4	0-0
1977	John Jardine	5	6	0	.455	3	6	0	.333	8	3-3	2-3	0-0
1978	Dave McClain	5	4	2	.545	3	4	2	.444	6	4-2-1	1-2-1	0-0
1979	Dave McClain	4	7	0	.364	3	5	0	.375	T7	3-3	1-4	0-0
1980	Dave McClain	4	7	0	.364	3	5	0	.375	T6	2-4	2-3	0-0
1981	Dave McClain	7	5	0	.583	6	3	0	.667	T3	5-2	2-2	0-1
1982	Dave McClain	7	5	0	.583	5	4	0	.556	4	4-3	2-2	1-0
1983	Dave McClain	7	4	0	.636	5	4	0	.556	4	4-3	3-1	0-0
1984	Dave McClain	7	4	1	.625	5	3	1	.611	4	4-1	3-2-1	0-1
1985	Dave McClain	5	6	0	.455	2	6	0	.250	8	3-3	2-3	0-0
1986	Jim Hilles	3	9	0	.250	2	6	0	.250	T8	2-4	1-5	0-0
1987	Don Morton	3	8	0	.273	1	7	0	.125	10	3-4	0-4	0-0
1988	Don Morton	1	10	0	.091	1	7	0	.125	T9	1-5	0-5	0-0
1989	Don Morton	2	9	0	.182	1	7	0	.125	9	2-4	0-5	0-0
1990	Barry Alvarez	1	10	0	.091	0	8	0	.000	10	1-6	0-4	0-0
1991	Barry Alvarez	5	6	0	.455	2	6	0	.250	T8	4-3	1-3	0-0
1992	Barry Alvarez	5	6	0	.455	3	5	0	.375	T6	5-1	0-5	0-0
1993	Barry Alvarez	10	1	1	.875	6	1	1	.813	T1	4-0-1	4-1	2-0
1994	Barry Alvarez	8	3	1	.708	5	2	1	.688	3	4-1-1	3-2	1-0
1995	Barry Alvarez	4	5	2	.455	3	4	1	.438	T7	2-3-1	2-2-1	0-0
1996	Barry Alvarez	8	5	0	.615	3	5	0	.375	7	4-2	3-3	1-0
1997	Barry Alvarez	8	5	0	.615	5	3	0	.625	5	5-1	3-2	0-2
1998	Barry Alvarez	11	1	0	.917	7	1	0	.875	T1	6-0	4-1	1-0
1999	Barry Alvarez	10	2	0	.833	7	1	0	.875	1	5-1	4-1	1-0
2000	Barry Alvarez	9	4	0	.692	4	4	0	.500	T5	4-3	4-1	1-0
2001	Barry Alvarez	5	7	0	.714	3	5	0	.375	T8	3-4	2-3	0-0
2002	Barry Alvarez	8	6	0	.571	2	6	0	.250	T8	5-3	2-3	1-0
2003	Barry Alvarez	7	6	0	.538	4	4	0	.500	T7th	4-3	3-2	0-1
2004	Barry Alvarez	9	3	0	.750	6	2	0	.750	3rd	6-0	3-2	0-1

Offensive Trends

		Total Offense		Rushing				Passing				1st	3rd		Pen.	Scoring		
Year	GP	Yards	YPG	Att.	Yards	YPG	TD	PC-PA-I	Pct.	Yds	YPG	TD	Dwn.	Dwn.	Fum.	Yds.	Pts	PPG
2004	12	3,937	328.1	532	1,931	160.9	18	171-325-7	52.6	2,006	167.2	9	226	41.3	21-11	443	249	20.8
2003	13	5,134	394.9	573	2,301	177.0	23	184-332-13	55.4	2,833	217.9	18	269	43.1	23-12	493	355	27.3
2002	14	4,966	354.7	645	2,663	190.2	30	171-322-8	53.1	2,303	164.5	15	280	35.3	20-9	634	372	26.6
2001	12	4,679	389.9	512	2,123	176.9	21	166-329-13	50.5	2,556	213.0	17	234	39.7	8-6	515	313	26.1
2000	13	4,665	358.8	616	2,549	196.1	21	157-282-10	55.7	2,116	162.8	16	246	39.6	21-11	723	328	25.2
1999	12	5,006	417.2	636	3,305	275.4	36	122-219-3	55.7	1,701	141.8	10	261	45.4	14-8	604	409	34.1
1998	12	3,954	329.5	600	2,591	215.9	30	105-200-5	52.5	1,363	113.6	10	199	40.6	13-5	423	382	31.8
1997	13	4,500	346.2	615	2,458	189.1	27	158-288-13	54.9	2,042	157.1	9	242	44.8	27-14	447	291	22.4
1996	13	5,025	386.5	587	3,242	249.4	34	152-260-10	58.3	1,783	137.2	10	256	47.4	19-8	565	377	29.0
1995	11	3,857	350.6	421	1,418	128.9	12	206-332-12	62.0	2,439	221.7	17	207	43.8	18-8	275	235	21.4
1994	12	5,083	423.6	545	2,934	244.5	25	181-306-15	59.2	2,149	179.1	20	262	41.3	22-11	608	357	29.8
1993	12	5,462	455.2	603	3,009	250.8	29	191-283-11	67.5	2,453	204.4	20	298	58.3	18-9	421	354	29.5
1992	11	3,569	324.5	481	1,848	168.0	9	140-284-7	49.3	1,721	156.5	10	204	35.8	21-11	426	212	19.3
1991	11	2,654	241.3	381	1,042	94.7	9	146-287-13	50.9	1,612	146.5	9	144	35.8	24-9	559	172	15.6
1990	11	2,967	269.7	415	1,063	96.6	9	175-311-15	56.3	1,904	173.1	5	177	37.8	22-15	425	133	12.1
1989	11	2,994	272.2	536	2,059	187.2	14	95-215-10	44.2	935	85.0	3	174	33.7	24-14	329	172	15.6
1988	11	2,918	265.3	555	1,646	149.6	7	106-226-14	46.9	1,272	115.6	2	170	27.9	47-24	514	106	9.6
1987	11	3,293	299.4	554	2,227	202.5	18	79-170-8	46.5	1,066	96.9	3	183	38.2	40-23	365	202	18.4
1986	12	3,316	276.3	467	1,728	144.0	11	150-290-20	51.7	1,588	132.3	10	191	35.5	16-12	555	201	16.8
1985	11	3,613	328.5	473	2,084	189.5	14	127-266-19	47.7	1,529	139.0	12	192	32.0	18-8	348	231	21.0
1984	12	4,380	365.0	525	2,253	187.8	13	182-321-14	56.7	2,127	177.3	11	231	37.6	28-15	702	242	20.2
1983	11	4,545	413.2	454	2,164	196.7	28	180-336-19	53.6	2,381	216.5	19	255	52.6	24-7	470	359	32.6
1982	12	4,439	369.9	518	2,403	200.3	22	179-340-14	52.7	2,350	195.8	16	248	43.7	22-9	522	287	23.9
1981	12	4,137	344.8	571	2,462	205.2	17	122-282-16	43.3	1,675	139.6	16	236	38.0	27-15	487	268	22.3
1980	11	3,127	284.3	577	2,167	197.0	12	79-197-11	40.1	960	87.3	4	197	—	26-17	578	138	12.5
1979	11	3,715	337.7	523	2,062	187.5	19	119-226-14	52.7	1,653	150.3	6	212	—	38-18	380	208	18.9
1978	11	3,738	339.8	501	2,038	185.3	13	126-274-17	46.0	1,700	154.5	15	202	—	24-14	544	223	20.3
1977	11	3,258	296.2	540	1,807	164.3	10	106-225-19	47.1	1,451	131.9	5	183	—	26-19	378	133	12.1
1976	11	4,178	379.8	568	2,546	231.5	20	134-266-18	50.4	1,632	148.4	13	240	—	23-13	385	298	27.1
1975	11	3,410	310.0	593	2,460	223.6	20	71-161-16	46.0	950	86.4	1	205	—	31-14	344	174	15.8
1974	11	4,398	399.8	612	3,162	287.5	38	81-148-11	54.7	1,236	112.4	8	243	—	16-9	392	341	31.0
1973	11	3,849	349.9	567	2,626	238.7	20	79-175-6	45.1	1,223	111.2	8	198	—	30-17	544	216	19.6
1972	11	3,492	317.5	591	2,200	200.0	10	77-194-16	39.7	1,292	117.5	9	183	—	43-25	360	152	13.8
1971	11	4,121	374.6	537	2,349	213.5	23	130-258-19	50.4	1,772	161.1	8	224	—	33-17	560	240	21.8
1970	10	2,929	292.9	487	1,477	147.7	14	92-198-5	46.5	1,452	145.2	12	164	—	32-30	383	198	19.8
1969	10	3,377	337.7	532	1,895	189.5	13	124-254-18	48.8	1,482	148.2	10	206	—	37-20	596	196	19.6
1968	10	2,390	239.0	502	1,262	126.2	8	107-265-19	40.4	1,128	112.8	3	154	—	21-11	710	86	8.6
1967	10	2,800	280.0	420	1,142	114.2	10	143-286-16	50.0	1,658	165.8	5	165	—	24-14	534	120	12.0
1966	10	2,421	242.1	426	1,055	105.5	3	108-229-17	47.2	1,366	136.6	6	142	—	39-21	396	87	8.7
1965	10	1,975	197.5	361	581	58.1	5	142-280-25	50.7	1,394	139.4	6	123	—	39-20	396	81	8.1
1964	9	2,298	255.3	370	1,055	117.2	8	104-222-19	46.8	1,243	138.1	5	145	—	26-14	304	98	10.9
1963	9	2,883	320.3	368	1,474	163.8	11	111-231-15	48.1	1,409	156.6	9	159	—	26-21	500	150	16.7
1962	10	3,628	362.8	412	1,765	176.5	28	146-263-12	55.5	1,863	186.3	16	189	—	24-13	593	322	32.2
1961	9	2,749	305.4	352	1,053	117.0	15	117-226-12	51.8	1,696	188.4	13	158	—	18-7	328	179	19.9
1960	9	2,412	268.0	298	886	98.4	9	113-229-17	49.3	1,526	169.6	8	126	—	22-11	275	148	16.4
1959*	10	2,598	259.8	481	1,662	166.2	16	68-147-12	46.3	986	98.6	3	120	—	38-14	342	165	16.5
1958	9	2,827	314.1	483	1,869	207.7	27	69-147-10	46.9	958	106.4	6	141	—	31-13	420	201	22.3
1957	9	3,072	341.3	503	2,437	270.8	33	40-92-11	43.5	635	70.6	4	150	—	36-23	404	234	26.0
1956	9	2,372	263.6	493	1,755	195.0	14	47-117-15	40.2	617	68.6	4	135	—	32-17	507	93	10.3
1955	9	3,010	334.4	427	1,701	189.9	24	84-171-13	49.1	1,309	145.4	11	164	—	26-10	369	172	19.1
1954	9	2,797	310.8	417	1,644	182.7	30	85-168-8	50.6	1,153	128.1	7	144	—	20-11	314	199	22.2
1953	9	2,670	296.7	427	1,790	198.9	—	54-105-10	51.4	880	97.8	6	131	—	27-14	478	179	19.9
1952	10	3,859	385.9	518	2,241	224.1	19	128-237-21	54.0	1,618	161.8	13	149	—	30-12	374	182	22.8
1951	9	3,347	371.9	513	2,135	237.2	17	98-200-16	49.0	1,212	134.7	10	167	—	44-20	686	196	21.8
1950	9	2,173	241.5	358	1,133	125.9	13	91-173-9	56.1	1,040	115.6	7	113	—	20-8	202	127	14.1
1949	9	2,931	325.7	463	1,840	204.4	21	75-173-13	43.3	1,091	121.2	9	131	—	17-13	417	207	23.0
1948	9	2,327	258.6	462	1,805	200.6	—	36-94-14	38.3	522	58.0	—	79	—	30-17	216	98	14.0
1947	9	2,521	280.1	452	1,853	205.9	—	45-109-12	41.3	519	74.2	—	82	—	29-17	325	133	19.0
1946	9	2,278	253.1	404	1,618	179.8	—	35-118-21	29.7	660	73.3	—	—	—	—	140	15.6	

* — does not include Rose Bowl

Defensive Trends

Year	GP	Total Offense		Rushing		Passing				1st	3rd	Pen.	Scoring					
		Yards	YPG	Att.	Yards	YPG	TD	PC-PA-I	Pct.				Yds	YPG	TD	Fum.	Yds.	Pts
2004	12	3,495	291.2	387	1,488	124.0	7	180-369-11	48.8	2,007	167.2	13	189	31.2	15-9	606	185	15.4
2003	13	4,620	355.4	468	1,846	142.0	21	228-423-12	53.9	2,774	213.4	13	237	35.1	18-10	652	306	23.5
2002	14	5,221	372.9	516	2,082	148.7	14	237-432-22	54.9	3,139	224.2	22	252	39.5	22-13	910	322	23.0
2001	12	4,450	370.8	489	2,037	169.8	18	165-328-13	50.3	2,413	201.1	22	224	40.9	20-8	654	346	28.8
2000	13	5,097	392.1	453	1,958	150.6	12	228-456-21	50.0	3,139	241.5	15	259	35.9	19-7	696	265	20.4
1999	12	3,577	298.1	378	1,319	109.9	10	194-386-16	50.3	2,258	188.2	8	198	33.0	20-6	472	154	12.8
1998	12	3,511	292.6	415	1,106	92.2	5	203-373-19	54.4	2,405	200.4	8	192	34.7	21-14	548	143	11.9
1997	13	4,827	371.3	475	2,030	156.2	20	197-322-8	61.2	2,797	215.2	14	220	33.3	25-17	561	306	23.5
1996	13	4,764	366.5	456	1,497	115.2	16	266-443-18	60.0	3,267	251.3	12	263	43.2	21-9	508	243	18.7
1995	11	4,342	394.7	452	1,877	170.6	16	207-343-13	60.3	2,465	224.1	14	228	40.5	16-10	533	253	23.0
1994	12	4,210	350.8	475	1,659	138.3	14	196-363-16	54.0	2,551	212.6	15	221	37.7	16-11	569	238	19.8
1993	12	4,303	358.6	411	1,563	130.3	10	227-373-23	60.9	2,740	228.3	12	229	44.3	18-11	601	195	16.3
1992	11	3,701	336.5	441	1,349	122.6	11	205-359-13	57.1	2,352	213.8	12	205	41.4	15-9	378	199	18.1
1991	11	3,494	317.6	529	2,024	184.0	10	132-258-15	51.2	1,470	133.6	10	214	39.2	24-15	497	194	17.6
1990	11	3,918	356.2	555	2,406	218.7	9	113-208-10	54.3	1,512	137.5	5	201	50.0	19-16	538	285	25.9
1989	11	4,367	397.0	403	2,359	214.5	24	159-277-8	57.4	2,008	182.5	16	234	40.4	29-16	495	341	31.0
1988	11	4,301	391.0	502	2,037	185.2	23	160-287-9	55.7	2,264	205.8	10	200	42.5	30-21	559	314	28.5
1987	11	4,382	398.4	505	2,047	186.1	24	166-300-17	55.3	2,335	212.3	13	226	41.5	27-18	490	299	27.2
1986	12	4,785	398.8	577	2,338	194.8	22	175-310-15	56.5	2,447	203.9	11	247	51.6	32-19	568	266	22.2
1985	11	3,950	359.1	485	1,948	177.1	17	160-294-9	54.4	2,002	182.0	14	209	42.3	25-16	458	263	23.9
1984	12	3,556	296.3	507	1,561	130.1	13	160-323-23	49.5	1,995	166.3	9	203	37.9	20-5	382	206	17.2
1983	11	3,854	350.4	512	2,198	199.8	19	140-290-21	48.3	1,656	150.5	13	221	43.4	15-8	615	242	22.0
1982	12	4,203	350.3	484	1,651	137.5	21	226-377-14	60.0	2,744	228.7	11	240	16.6	18-10	593	252	21.0
1981	12	3,856	321.3	489	1,508	125.7	12	184-250-26	52.6	2,347	195.6	15	202	39.4	23-9	643	220	18.3
1980	11	3,603	327.5	425	1,293	117.5	16	178-324-10	54.9	2,310	210.0	11	189	—	32-16	568	211	19.2
1979	11	4,320	392.7	530	2,381	216.5	23	142-244-9	58.2	1,939	176.3	14	211	—	37-17	561	311	28.3
1978	11	3,852	350.2	556	2,135	194.1	22	138-266-12	51.9	1,717	156.1	10	216	—	26-14	575	277	25.2
1977	11	2,943	267.5	574	1,941	176.5	20	58-149-7	38.9	1,002	91.1	4	159	—	28-17	627	200	18.2
1976	11	3,888	353.5	556	2,291	208.3	21	98-206-11	47.6	1,597	145.2	13	202	—	43-17	447	266	24.2
1975	11	4,207	382.5	656	3,490	317.3	24	51-129-22	39.5	717	65.2	8	230	—	26-12	438	269	24.5
1974	11	3,726	338.8	553	2,421	220.1	22	85-166-14	51.2	1,305	118.6	10	198	—	29-14	397	243	22.1
1973	11	3,944	358.5	597	2,687	244.3	22	87-182-11	47.8	1,257	114.3	11	217	—	31-18	452	237	21.5
1972	11	3,871	351.9	618	2,746	249.6	21	97-205-7	47.3	1,125	102.3	7	205	—	36-25	452	229	20.8
1971	11	4,160	378.2	613	2,646	240.5	24	108-223-10	48.5	1,514	137.6	9	220	—	25-9	619	258	23.5
1970	10	3,479	347.9	540	1,921	192.1	17	114-245-22	46.5	1,558	155.8	8	203	—	32-16	470	195	19.5
1969	10	4,116	411.6	555	2,712	271.2	31	93-188-12	49.5	1,404	140.4	17	217	—	33-21	574	349	34.9
1968	10	4,010	401.0	571	2,590	259.0	36	109-200-10	54.5	1,423	142.3	8	225	—	37-20	549	310	31.0
1967	10	3,404	340.4	559	2,112	211.2	22	79-167-11	47.3	1,292	129.2	9	195	—	28-15	491	224	22.4
1966	10	2,986	298.6	500	1,787	178.7	23	98-197-13	49.7	1,199	119.9	6	172	—	24-13	416	212	21.2
1965	10	3,317	331.7	575	2,297	229.7	31	72-173-16	41.6	1,020	102.0	8	175	—	24-10	537	291	29.1
1964	9	2,922	324.7	427	1,771	196.8	—	78-183-9	42.6	1,151	127.9	7	164	—	16-10	415	229	25.4
1963	9	2,357	261.9	412	1,471	163.4	13	73-170-11	42.9	896	99.6	3	129	—	19-10	412	124	13.8
1962	10	2,690	269.0	404	1,214	121.4	—	107-230-20	46.5	1,476	147.6	11	151	—	21-10	688	130	13.0
1961	9	2,822	313.6	438	1,945	216.1	—	64-149-13	43.0	877	97.4	7	158	—	17-8	575	158	17.6
1960	9	2,578	286.4	432	1,648	183.1	—	70-154-12	45.5	930	103.3	8	156	—	27-11	261	183	20.3
1959*	10	2,665	266.5	362	1,423	142.3	—	92-187-23	49.2	1,242	124.2	8	132	—	42-18	382	149	14.9
1958	9	2,197	244.1	424	1,183	131.4	—	68-159-23	42.8	1,014	112.7	—	138	—	32-13	320	77	8.6
1957	9	2,224	247.1	457	1,529	169.9	—	56-132-13	42.4	695	77.2	—	130	—	39-23	363	122	13.6
1956	9	2,461	273.4	502	1,757	195.2	—	44-117-15	37.6	704	78.2	—	136	—	35-17	213	129	14.3
1955	9	2,610	290.0	405	1,887	209.7	—	62-139-13	44.6	723	80.3	—	131	—	29-10	489	166	18.4
1954	9	2,079	231.0	359	1,045	116.1	—	86-183-18	47.0	1,034	114.9	—	121	—	29-12	485	98	10.9
1953	9	2,203	244.8	390	1,542	171.3	—	52-141-14	36.9	661	73.4	—	110	—	29-14	545	110	12.2
1952	10	243.1	24.3	—	—	16.7	—	—	—	—	126.4	—	130	—	—	388	—	15.0
1951	9	1,393	154.8	345	601	66.8	—	76-195-21	39.0	792	88.0	—	82	—	32-14	416	59	6.6
1950	9	2,447	271.2	444	1,735	192.8	—	62-137-12	45.3	712	79.1	—	128	—	26-15	329	97	10.8
1949	9	2,355	261.7	381	1,162	129.1	—	79-197-23	40.1	1,192	132.4	—	116	—	29-16	274	129	14.3
1948	9	2,473	274.8	398	1,528	169.8	—	63-121-11	52.1	945	105.0	—	117	—	25-13	193	193	21.4
1947	9	2,409	267.7	—	1,290	143.3	—	70-160-10	43.8	1,200	133.3	—	109	—	29-17	294	156	17.3
1946	9	2,364	262.7	—	1,468	163.1	—	56-131	42.7	896	99.6	—	106	—	—	—	—	—

* — does not include Rose Bowl

Badgers vs. Golden Gophers

There is more at stake than just a win or loss on the team record when Wisconsin and Minnesota face each other on the gridiron. The most-played rivalry in NCAA Division I-A football (114 meetings, including every year consecutively since 1907) also is a battle for possession of Paul Bunyan's Axe. The winner of the game each fall gets to keep the Axe on its campus.

"The records can be thrown away when these two rivals meet on the football field," said Coach Barry Alvarez. "It didn't take very long for me to understand the importance of the game and the history associated with it."

Probably not many people in attendance realized the history they were watching on Nov. 15, 1890. That was the first time that bordering state universities from Wisconsin and Minnesota met on the gridiron in Minneapolis.

The game was just the Badgers' fourth gridiron battle ever. The Golden Gophers won the inaugural battle 63-0, but the start of one of college football's hottest rivalries was born.

The schools met for 15 consecutive years after that (the Badgers won seven and the Golden Gophers won eight) before the series took a one-year hiatus in 1906.

The resumption of the series was a 7-7 tie in 1907 and the schools have met every year since. It is the longest-running rivalry in Division I-A football.

Madison and Minneapolis have alternated hosting the historic matchup since the beginning of the modern era in 1946.

Much prestige has always been associated with the game, but another factor was added in 1948. After Minnesota won

a hard-fought 16-0 decision in 1948, the Wisconsin letterwinner's group (the National W Club) presented Minnesota with an axe wielded by legendary lumberjack Paul Bunyan.


Each year since, the winner of the annual battle between the Big Ten rivals is presented with the Axe, complete with final scores painted on its handle, for display on its campus.

The Badgers have taken eight of the last 10 games from their border rivals. Wisconsin also won six straight in the series between 1978-83.

In the all-time series, Minnesota holds a 59-47-8 advantage. Wisconsin has a 29-22-6 mark in Madison and the Gophers have registered a 37-17-2 mark in Minneapolis.

There have been many notable contests between Wisconsin and Minnesota. Consider these:

- In 1961, Wisconsin intercepted three Gopher passes and upset No. 3-ranked Minnesota 23-21. The loss was Minnesota's only conference defeat of the season and cost it a share of the Big Ten title.
- No. 3 Wisconsin met fifth-ranked Minnesota in 1962 at Camp Randall Stadium. The Badgers, playing for a league title and Rose Bowl berth, won a 14-9 decision. Ralph Kurek scored the winning TD with just 1:37 left.
- Fifth-ranked Wisconsin dropped a 28-21 verdict at the Metrodome in 1993, costing the Badgers an undefeated season.



Wisconsin will look to maintain possession of Paul Bunyan's Axe this season.

"The loss to Minnesota in '93 might have cost us a national championship," said Alvarez. Wisconsin got a school-record 423 passing yards from Darrell Bevell, but UW had six turnovers.

• With Alvarez watching from a hospital bed after knee surgery, the 1999 Badgers escaped with a 20-17 win. Kicker Vitaly Pisetsky ended the first overtime game in school history with a 31-yard field goal.

"There are a lot of folks who have personal attachments to this matchup," said Alvarez. "The game is a critical one each season for our players and supporters."

NCAA Division I-A Most-played Rivalries

Wisconsin vs. Minnesota (114)
Missouri vs. Kansas (113)
Nebraska vs. Kansas (111)
Texas vs. Texas A&M (111)
Miami, Ohio vs. Cincinnati (109)
North Carolina vs. Virginia (109)

SLAB OF BACON TROPHY

The Slab of Bacon Trophy was the precursor to Paul Bunyan's Axe as the prize for the winning team in the Wisconsin-Minnesota football series.

Apparently the trophy was given to the winning school by a sorority from the losing institution. The trophy was discontinued in the 1940s and was eventually discovered in a storage room at Camp Randall Stadium by an intern from the UW Men's Sports Information Office during a cleanup project.

The Slab of Bacon trophy is currently housed in the football offices at the UW. "We took home the bacon," Coach Barry Alvarez said in 1992, "and kept it."

UW in the Polls

WE'RE NUMBER 1

The Badgers have been ranked as the nation's No. 1 squad just once in their history. That was on Oct. 7, 1952, after a 20-6 win over Illinois. The Badgers lost the next week to Ohio State but went on to a 6-3-1 record and a Rose Bowl berth.

Associated Press

1937

Date	Record	Rank
Oct. 18	4-0	16th

1938

Date	Record	Rank
Nov. 7	4-2	15th
Nov. 14	5-2	12th

1942

Date	Record	Rank
Oct. 12	3-0-1	7th
Oct. 19	4-0-1	7th
Oct. 26	5-0-1	6th
Nov. 2	6-0-1	2nd
Nov. 9	6-1-1	7th
Nov. 16	7-1-1	7th
Nov. 23	8-1-1	4th
Nov. 30	8-1-1	3rd

1944

Date	Record	Rank
Oct. 9	2-0	19th

1946

Date	Record	Rank
Oct. 14	3-1	20th
Oct. 28	3-2	18th
Nov. 4	4-2	15th

1947

Date	Record	Rank
Nov. 3	4-1-1	19th
Nov. 10	5-1-1	9th

1950

Date	Record	Rank
Oct. 9	2-0	15th
Oct. 16	4-0	16th
Oct. 30	4-1	20th
Nov. 6	5-1	15th
Nov. 13	5-2	15th

1951

Date	Record	Rank
Pre	0-0	15th
Oct. 22	2-1-1	14th
Oct. 29	3-1-1	10th
Nov. 5	4-1-1	9th
Nov. 12	5-1-1	8th
Nov. 19	6-1-1	8th
Nov. 26	7-1-1	7th
Dec. 3	7-1-1	8th

1952

Date	Record	Rank
Pre	0-0	7th
Sept. 29	1-0	8th
Oct. 6	2-0	1st
Oct. 13	2-1	12th
Oct. 20	3-1	10th
Oct. 27	3-2	18th
Nov. 3	4-2	18th
Nov. 10	5-2	15th
Nov. 17	6-2	13th
Nov. 24	6-2-1	12th
Dec. 1	6-3-1	11th

1953

Date	Record	Rank
Sept. 28	1-0	16th
Nov. 16	6-2	8th
Nov. 23	6-2-1	12th
Nov. 30	6-2-1	15th

1954

Date	Record	Rank
Pre	0-0	9th
Sept. 20	0-0	10th
Sept. 27	1-0	5th
Oct. 4	2-0	3rd
Oct. 11	3-0	2nd
Oct. 18	4-0	2nd
Oct. 25	4-1	8th
Nov. 1	4-2	16th
Nov. 8	5-2	14th
Nov. 15	6-2	17th
Nov. 22	7-2	8th
Nov. 29	7-2	9th

1955

Date	Record	Rank
Pre	0-0	14th
Sept. 26	1-0	17th
Oct. 3	2-0	9th
Oct. 10	3-0	6th
Oct. 17	3-1	15th

1957

Date	Record	Rank
Oct. 7	2-0	16th
Oct. 14	3-0	13th
Nov. 18	5-3	18th
Nov. 25	6-3	14th
Dec. 2	6-3	19th

1958

Date	Record	Rank
Pre	0-0	14th
Sept. 22	0-0	14th
Sept. 29	1-0	9th
Oct. 6	2-0	6th
Oct. 13	3-0	4th

Oct. 20	3-1	13th
Oct. 27	3-1-1	8th
Nov. 3	4-1-1	7th
Nov. 10	5-1-1	5th
Nov. 17	6-1-1	5th
Nov. 24	7-1-1	6th
Dec. 1	7-1-1	7th

1959

Date	Record	Rank
Pre	0-0	6th
Sept. 21	0-0	8th
Sept. 28	1-0	12th
Oct. 5	2-0	9th
Oct. 19	3-1	12th
Oct. 26	4-1	10th
Nov. 2	5-1	9th
Nov. 9	6-1	7th
Nov. 16	6-2	9th
Nov. 23	7-2	5th
Nov. 30	7-2	6th
Dec. 7	7-2	6th

1960

Date	Record	Rank
Oct. 10	3-0	12th
Oct. 17	3-1	11th

1961

Date	Record	Rank
Nov. 27	6-3	13th

1962

Date	Record	Rank
Oct. 8	2-0	13th
Oct. 15	3-0	10th
Oct. 22	4-0	5th
Oct. 29	4-1	11th
Nov. 5	5-1	8th
Nov. 12	6-1	4th
Nov. 19	7-1	3rd
Nov. 26	8-1	2nd
Dec. 3	8-1	2nd

1963

Date	Record	Rank
Pre	0-0	7th
Sept. 23	1-0	6th
Sept. 30	2-0	4th
Oct. 7	2-0	5th
Oct. 14	3-0	2nd
Oct. 21	4-0	2nd
Oct. 28	4-1	8th

1974

Date	Record	Rank
Sept. 23	2-0	11th
Oct. 7	3-1	13th
Oct. 17	3-2	13th
Nov. 25	7-4	19th
Dec. 2	7-4	20th

1977

Date	Record	Rank
Oct. 3	4-0	19th
Oct. 10	5-0	14th

1981

Date	Record	Rank
Sept. 14	1-0	20th
Oct. 12	3-1	14th

1984

Date	Record	Rank
Dec. 5	7-3-1	20th

1993

Date	Record	Rank
Sept. 13	2-0	24th
Sept. 20	3-0	23rd
Sept. 27	4-0	22nd
Oct. 4	4-0	21st
Oct. 11	5-0	16th
Oct. 18	6-0	15th
Oct. 25	6-1	21st
Nov. 1	7-1	15th
Nov. 8	7-1-1	14th
Nov. 15	8-1-1	12th
Nov. 22	8-1-1	10th
Nov. 29	8-1-1	10th
Dec. 6	9-1-1	9th
Jan. 3	10-1-1	6th

1994

Date	Record	Rank
Pre	0-0	10th
Sept. 4	0-0	10th
Sept. 11	1-0	10th
Sept. 18	1-1	16th
Sept. 25	2-1	15th
Oct. 2	2-2	24th
Oct. 9	3-2	23rd

VS. TOP 25

Here is UW's all-time record vs. teams ranked in the A.P. polls:

UW	W-L-T
vs. #1	3-14-0
vs. #2	2-12-1
vs. #3	4-7-1
vs. #4	2-15-0
vs. #5	3-9-0
vs. #6	3-8-0
vs. #7	2-5-1
vs. #8	0-9-0
vs. #9	2-10-1
vs. #10	2-8-0
vs. #11	2-4-0
vs. #12	4-7-0
vs. #13	3-3-0
vs. #14	4-4-0
vs. #15	3-3-1
vs. #16	1-6-0
vs. #17	2-5-2
vs. #18	3-3-0
vs. #19	1-5-0
vs. #20	1-7-0
vs. #21	3-0-0
vs. #22	1-1-0
vs. #23	0-0-0
vs. #24	1-2-0
vs. #25	2-1-0

1995

Date	Record	Rank	Date	Record	Rank
Pre	0-0	21st	Sept. 9	3-0	22nd
Oct. 1	2-1-1	22nd	Sept. 16	4-0	22nd
Oct. 8	2-1-1	21st	Sept. 23	5-0	21st
Oct. 15	2-2-1	24th	Sept. 30	5-0	19th
			Oct. 7	5-1	23rd

2003

Date	Record	Rank
Pre	0-0	21st
Aug. 31	1-0	18th
Sept. 7	2-0	14th
Oct. 5	5-1	22nd
Oct. 12	6-1	14th
Oct. 19	6-2	20th

1997

Date	Record	Rank
Pre	0-0	24th
Aug. 25	0-1	24th
Oct. 13	6-1	24th
Nov. 9	8-2	23rd
Nov. 16	8-3	24th

1998

Date	Record	Rank	Date	Record	Rank
Pre	0-0	20th	Pre	0-0	21st
Sept. 6	1-0	17th	Sept. 7	1-0	21st
Sept. 13	2-0	14th	Sept. 12	2-0	20th
Sept. 20	3-0	14th	Sept. 19	3-0	20th
Sept. 27	4-0	13th	Sept. 26	4-0	20th
Oct. 4	5-0	12th	Oct. 3	5-0	15th
Oct. 11	6-0	9th	Oct. 10	6-0	10th
Oct. 18	7-0	9th	Oct. 17	7-0	6th
Oct. 25	8-0	9th	Oct. 24	8-0	6th
Nov. 1	8-0	8th	Oct. 31	8-0	5th
Nov. 8	9-0	8th	Nov. 7	9-0	4th
Nov. 15	9-1	13th	Nov. 14	9-1	9th
Nov. 22	10-1	10th	Nov. 21	9-2	20th
Nov. 29	10-1	8th	Nov. 28	9-2	17th
Dec. 6	10-1	9th	Dec. 5	9-2	16th
Jan. 4	11-1	6th	Jan. 4	9-3	17th

1999

Date	Record	Rank	Date	Record	Rank
Pre	0-0	10th	Pre	0-0	21st
Aug. 30	0-0	9th	Sept. 7	1-0	21st
Sept. 5	1-0	9th	Sept. 12	2-0	14th
Sept. 12	2-0	9th	Sept. 19	2-1	20th
Sept. 19	2-1	20th	Oct. 3	3-2	20th
Oct. 3	3-2	20th	Oct. 10	4-2	17th
Oct. 10	4-2	17th	Oct. 17	5-2	17th
Oct. 17	5-2	17th	Oct. 24	6-2	11th
Oct. 24	6-2	11th	Oct. 31	7-2	10th
Oct. 31	7-2	10th	Nov. 7	8-2	9th
Nov. 7	8-2	9th	Nov. 14	9-2	5th
Nov. 14	9-2	5th	Nov. 21	9-2	4th
Nov. 21	9-2	4th	Dec. 5	9-2	4th
Dec. 5	9-2	4th	Jan. 4	10-2	4th

2000

Date	Record	Rank	Date	Record	Rank
Pre	0-0	4th	Pre	0-0	11th
Sept. 3	1-0	5th	Sept. 4	0-0	11th
Sept. 10	2-0	4th	Sept. 11	1-0	10th
Sept. 17	3-0	7th	Sept. 18	1-1	15th
Sept. 24	3-1	14th	Sept. 25	2-1	14th
Oct. 1	3-2	24th	Oct. 2	2-2	22nd
Jan. 4	9-4	23rd	Oct. 9	3-2	20th

2001

Date	Record	Rank	Date	Record	Rank
Pre	0-0	22nd	Pre	0-0	22nd
Aug. 27	1-0	22nd	Oct. 8	2-1-1	25th
Sept. 2	1-1	23rd			

2002

Date	Record	Rank	Date	Record	Rank
Pre	0-0	25th	Pre	0-0	24th
Sept. 2	2-0	25th	Oct. 13	6-1	24th

UW IN THE FINAL POLLS

Year	Record	AP	UPI	ESPN/USA Today	BCS
1942	8-1-1	3rd	—	—	—
1950	6-3-0	—	T20th	—	—
1951	7-1-1	8th	8th	—	—
1952	6-3-1	11th	10th	—	—
1953	6-2-1	15th	14th	—	—
1954	7-2-0	9th	10th	—	—
1957	6-3-0	19th	T14th	—	—
1958	7-1-1	7th	6th	—	—
1959	7-3-0	6th	6th	—	—
1961	6-3-0	—	18th	—	—
1962	8-2-0	2nd	2nd	—	—
1993	10-1-1	6th	—	5th	—
1998	11-1-0	6th	—	5th	—
1999	10-2-0	4th	—	4th	7th
2000	9-4-0	23rd	—	24th	—
2004	9-3-0	17th	—	18th	17th

Nov. 9	8-2	24th
Nov. 16	8-3	24th

1998

Date	Record	Rank
Pre	0-0	20th
Sept. 6	1-0	17th
Sept. 13	2-0	14th
Sept. 20	3-0	14th
Sept. 27	4-0	13th
Oct. 4	5-0	10th
Oct. 11	6-0	9th
Oct. 18	7-0	8th
Oct. 25	8-0	8th
Nov. 1	8-0	7th
Nov. 8	9-0	6th
Nov. 15	9-1	12th
Nov. 22	10-1	9th
Nov. 29	10-1	8th
Dec. 6	10-1	8th
Jan. 4	11-1	6th

1999

Date	Record	Rank
Pre	0-0	10th
Sept. 5	1-0	8th
Sept. 12	2-0	8th
Sept. 19	2-1	17th
Oct. 3	3-2	20th
Oct. 10	4-2	18th
Oct. 17	5-2	16th
Oct. 24	6-2	11th
Oct. 31	7-2	10th
Nov. 7	8-2	9th
Nov. 14	9-2	5th
Nov. 21	9-2	4th
Dec. 5	9-2	4th
Jan. 4	10-2	4th

2000

Date	Record	Rank
Pre	0-0	5th
Sept. 3	1-0	6th
Sept. 10	2-0	5th
Sept. 17	3-0	6th
Sept. 24	3-1	17th
Oct. 1	3-2	22nd
Jan. 4	9-4	24th

2001

Date	Record	Rank
Pre	0-0	23rd
Aug. 27	1-0	23rd
Sept. 2	1-1	23rd

2002

Date	Record	Rank
Pre	0-0	23rd
Aug. 26	1-0	25th
Sept. 2	2-0	21st
Sept. 9	3-0	18th
Sept. 16	4-0	17th
Sept. 23	5-0	16th
Sept. 30	5-0	15th
Oct. 7	5-1	22nd

2003

Date	Record	Rank
Pre	0-0	20th
Aug. 24	0-0	20th
Aug. 31	1-0	17th
Sept. 7	2-0	15th
Oct. 5	5-1	22nd
Oct. 12	6-1	12th
Oct. 19	6-2	17th

2004

Date	Record	Rank
Pre	0-0	22nd
Aug. 29	0-0	22nd
Sept. 7	1-0	22nd
Sept. 12	2-0	21st
Sept. 19	3-0	20th
Sept. 26	4-0	20th
Oct. 3	5-0	16th
Oct. 10	6-0	12th
Oct. 17	7-0	7th
Oct. 24	8-0	6th
Oct. 31	8-0	4th
Nov. 7	9-0	4th
Nov. 14	9-1	9th
Nov. 21	9-2	18th
Nov. 28	9-2	17th
Dec. 5	9-2	16th
Jan. 4	9-3	18th


Wisconsin Attendance

Average Home Attendance

Year	Avg.	Year	Avg.
1921	11,962	1963	61,223
1922	11,075	1964	60,718
1923	16,387	1965	56,428
1924	14,592	1966	51,725
1925	15,118	1967	52,495
1926	19,228	1968	43,559
1927	18,512	1969	48,898
1928	29,334	1970	56,223
1929	21,560	1971	68,131
1930	18,175	1972	70,454
1931	15,068	1973	60,400
1932	16,344	1974	71,630
1933	13,579	1975	73,962
1934	20,666	1976	70,898
1935	15,889	1977	72,682
1936	19,117	1978	71,443
1937	24,121	1979	73,979
1938	31,731	1980	71,360
1939	23,726	1981	71,640
1940	26,277	1982	71,060
1941	26,212	1983	69,787
1942	29,026	1984	74,681
1943	14,374	1985	71,613
1944	22,010	1986	68,052
1945	32,666	1987	59,256
1946	45,000	1988	49,297
1947	44,200	1989	41,734
1948	44,167	1990	51,027
1949	44,200	1991	49,676
1950	45,000	1992	61,378
1951	46,151	1993	75,507
1952	51,953	1994	77,328
1953	51,652	1995	78,222
1954	53,491	1996	77,949
1955	53,491	1997	77,880
1956	53,503	1998	77,428
1957	47,683	1999	78,081
1958	55,263	2000	78,711
1959	53,317	2001	78,333
1960	59,956	2002	78,023
1961	47,143	2003	78,486
1962	55,877	2004	82,368

Largest Home Crowds

Attend.	Opponent	Year
83,069	Minnesota	2004
82,468	Northwestern	2004
82,306	Illinois	2004
82,179	Penn State	2004
82,116	UCF	2004
82,071	UNLV	2004
80,024	Michigan	1978
79,940	Ohio State	1978
79,931	Iowa	2003
79,864	Iowa	1997
79,806	Michigan	1997



79,793	Ohio State	2003	1985	429,683	71,613	14th
79,729	Ohio State	2002	1992	368,269	61,378	19th
79,633	Michigan	2001	1993	377,537	75,507	10th
79,607	Penn State	1996	1994	463,970	77,328	8th
79,579	Ohio State	1976	1995	469,330	78,222	8th
79,576	Northwestern	1996	1996	467,692	77,949	10th
79,541	Purdue	2003	1997	467,281	77,880	11th
79,521	Iowa	1976	1998	464,570	77,428	13th
79,507	Ohio State	1995	1999	468,487	78,081	14th
79,421	Iowa	2001	2000	550,974	78,711	15th
79,404	Iowa	1999	2001	548,334	78,333	16th
79,403	Penn State	2002	2002	624,182	78,023	15th
79,327	Illinois	1997	2003	549,404	78,486	15th
79,264	Indiana	2001	2004	494,209	82,368	13th
79,256	Michigan State	2003				
79,253	Ohio State	1980				
79,203	Michigan State	1970				
79,171	Minnesota	2000				
79,111	Purdue	1976				
79,108	Michigan State	2001				
79,048	Purdue	2000				

NCAA Attendance Rank

Year	Total	Avg.	Rank
1972	422,721	70,454	4th
1973	422,803	60,400	5th
1974	358,150	71,630	4th
1975	443,772	73,962	4th
1976	425,386	70,898	5th
1977	436,093	72,682	5th
1978	500,102	71,443	7th
1979	443,875	73,979	7th
1980	428,158	71,360	8th
1981	501,482	71,640	10th
1982	497,419	71,060	11th
1983	488,508	69,787	16th
1984	373,405	74,681	13th

SEASON TICKETS

Following is a year-by-year listing of season tickets sold at Wisconsin during the Alvarez era.

1990	not available
1991	not available
1992	31,488 (5,322 students)
1993	41,585 (11,859 students)
1994	58,121 (13,700 students)
1995	61,971 (12,463 students)
1996	57,753 (9,328 students)
1997	60,060 (9,964 students)
1998	60,541 (11,028 students)
1999	59,373 (11,541 students)
2000	61,404 (13,222 students)
2001	62,026 (13,828 students)
2002	61,226 (12,376 students)
2003	61,654 (12,630 students)
2004	68,830 (13,213 students)

Athletic Communications Staff

Justin Doherty Dir. of Athletic Communications



Justin Doherty is in his fifth season as director of athletic communications at Wisconsin after spending the previous seven years as associate SID in the UW men's sports information office.

Doherty oversees communications duties

for Wisconsin's 23 varsity sports and is the day-to-day contact for the football squad. In his previous role at the UW, Doherty handled media relations for the men's basketball team, including the program's trip to the 2000 NCAA Final Four. He also assisted with publicity for the football team.

Doherty was SID at North Dakota from 1992-94 and an assistant SID at Northern Michigan from 1990-92. He was the media relations contact for the Wildcats' 1991 NCAA Division I hockey national champion.

Doherty, who worked in press operations at the 2002 Winter Olympics in Salt Lake City, earned a B.A. in journalism from Michigan State in 1988 and a master's degree in journalism from UW-Madison in 2003. Doherty is the author of "Tales From the Wisconsin Badgers," a collection of short stories about Wisconsin football. He serves on the Board of Directors of the College Sports Information Directors of America (CoSIDA). A native of Southfield, Mich., Doherty and his wife, Martha, have a daughter, Erin.

Tam Flarup Director of Web Site Services



Tam Flarup is in her 29th year with the UW Athletic Department, including her fifth as director of Web site services. The longtime Wisconsin director of women's sports information (24 years),

Flarup's primary duties are to manage the content and design of Wisconsin's official Web site, uwbadgers.com. She is also the day-to-day media relations contact for the UW women's basketball program.

The Wisconsin athletic Web site has flourished under Flarup's direction. It continues to set records for visits and is a

critical component of the department's communications.

Flarup is a member of the NCAA Communications Committee working every NCAA Women's Basketball Final Four since 1995. She received the 2004 Mel Greenberg Award for her contributions to the promotion of women's basketball. She also has served the College Sports Information Directors of America as a board member and on numerous committees. An Iowa native, Flarup is a 1975 graduate of Iowa State University with a double major in journalism and physical education.

Diane Nordstrom Associate Director



Diane Nordstrom is in her 16th year as an associate sports information director at Wisconsin. She is the primary media contact for volleyball and the men's and women's track & field teams. She also is the department's

publications coordinator, with responsibilities in overseeing production of all Wisconsin athletic media guides.

Nordstrom served as the host SID for the 1993 and 1998 NCAA Division I Women's Volleyball Championships and several Big Ten Conference championships, including the 2002 Big Ten Men's Outdoor Track and Field Championships.

Nordstrom, who was a four-year letterwinner in track at Wisconsin (she set the school record in the discus), received the 2001 Grant Burger Media Award (for advancement of the sport of volleyball) from the American Volleyball Coaches Association.

A native of Melrose, Wis., she is a 1984 graduate of Wisconsin with a B.A. in journalism.

Brian Lucas Assistant Director



Brian Lucas is in his seventh year at Wisconsin, his fifth as the primary men's basketball contact. He also assists in media relations for football and serves as the editor of both the football and

UW AC OFFICE

Office Basics

Phone: (608) 262-1811

Fax: (608) 262-8184

Web site: uwbadgers.com

Address: Kellner Hall

1440 Monroe Street

Madison, WI 53711

Location: Second Floor, Kellner Hall

Director of Athletic Communications

Justin Doherty (football contact)

H: 608-845-7201; C: 608-225-1891

E-mail: jmd@athletics.wisc.edu

Director of Web Site Services

Tamara Flarup

H: 608-238-3650; C: 608-444-6588

E-mail: tjf@athletics.wisc.edu

Associate ACD

Diane Nordstrom

H: 608-243-8556; C: 608-843-8556

E-mail: dkn@athletics.wisc.edu

Assistant ACD

Brian Lucas

H: 608-834-8183; C: 608-513-3987

E-mail: bml@athletics.wisc.edu

Assistant ACD

Paul Capobianco

H: 608-233-1709; C: 608-219-6278

E-mail: phc@athletics.wisc.edu

Staff Assistant

Brian Lee

C: 608-345-5252

E-mail: bnl@athletics.wisc.edu

Staff Assistant

Jen Werner

C: 608-220-8761

E-mail: jlw@athletics.wisc.edu

Staff Assistant

Katharine Palmer

C: 608-217-3155

E-mail: kfp@athletics.wisc.edu

Athletic Communications Office Program Assistant

Eileen Lee (esl@athletics.wisc.edu)

Athletic Comm. Student Assistants

Adam Augustine

Rudy Nigl

Bridget Callahan

Erin Starck

Mike DeVine

Jana Stough

Betsy Golomski

Valerie Todryk

men's basketball game programs. Additionally, Lucas oversees media relations for the men's and women's cross country teams.

Lucas handled Badger basketball publicity for the program's back-to-back Big Ten championship seasons (2002 and 2003). He was the secondary basketball contact during the Badgers' run to the NCAA Final Four in 2000.

As an intern at the UW, Lucas was responsible for several varsity sports during his first two years, including men's soccer and track. Prior to coming to Wisconsin, Lucas worked one year as an intern in the Marquette Sports Information Office.

Lucas, 29, is a 1998 graduate of Notre Dame, where he earned a B.A. in English and American Studies. He worked for three years in the Irish Sports Information Office. The Oceanside, N.Y., native lives in Sun Prairie with his wife, Christine.

Paul Capobianco Assistant Director



Paul Capobianco is in his seventh year at Wisconsin. He handles media relations for the Badger men's hockey program after serving his first four years as the main contact for women's ice hockey. He

also oversees coverage of the men's and women's open and lightweight crew programs.

Capobianco also served for three years as the publicity director for the women's Western Collegiate Hockey Association. A three-year letterwinner and member of Notre Dame's 1994 national championship fencing team, Capobianco graduated in 1996 with a B.S. in biology.

A native of Selden, N.Y., Capobianco lives in Madison with his wife, Laurie, and their daughter, Rose.

Brian Lee Staff Assistant



Brian Lee is in his second season as an assistant at Wisconsin. He is responsible for the publicity of softball while assisting with football and men's basketball. Last year, he worked with the women's soccer, men's and women's swimming and diving, men's and women's tennis and women's basketball programs.

Lee worked previously at Northwestern, Madison Area Technical College and the *Wisconsin State Journal*. He is a 2002 graduate of UW-Madison with a degree in journalism. A native of Madison, he and his wife, Kristin, currently reside in the capital city.

Jen Werner Staff Assistant



Jen Werner is in her fourth year with the UW athletic communications department and her second as a staff assistant. She is the primary contact for women's hockey and men's soccer.

Werner spent two years as a student assistant in the office working primarily with volleyball, women's basketball and women's tennis. She is a 2004 graduate of UW-Madison with a degree in journalism and political science. A native of Oconto, Wis., Werner now resides in Fitchburg.

Katharine Palmer Staff Assistant



Katharine Palmer is in her first year at Wisconsin, where she is the primary media relations contact for women's soccer and oversees publicity for the men's and women's swimming and men's

and women's tennis teams. In addition, Palmer assists with publicity for the women's basketball team.

Prior to Wisconsin, Palmer served as the primary contact for the women's golf and synchronized swimming teams and assisted with women's basketball at Ohio State. A native of Defiance, Ohio, she earned her bachelor's degree in communications from OSU in 2005.

OPPONENT CONTACTS

Bowling Green SID: J.D. Campbell

Phone: (419) 372-7075 / Fax: (419) 372-6015

E-mail: jdcampb@bgnet.bgsu.edu

Web site: www.bgsufalcon.com

Temple SID: Kevin Lorincz

Phone: (215) 204-1608 / Fax: (215) 204-7499

E-mail: lorinczk@temple.edu

Web site: www.owlsports.com

North Carolina SID: Kevin Best

Phone: (919) 962-8916 / Fax: (919) 962-0612

E-mail: kbest@uncaa.unc.edu

Web site: www.tarheelblue.com

Michigan SID: Dave Ablauf

Phone: (734) 763-4423 / Fax: (734) 647-1188

E-mail: dablau@umich.edu

Web site: www.mgoblue.com

Indiana SID: Pete Rhoda

Phone: (812) 855-9794 / Fax: (812) 855-9401

E-mail: prhoda@indiana.edu

Web site: www.iuhoosiers.com

Northwestern SID: Mike Wolf

Phone: (847) 491-7503 / Fax: (847) 491-8818

E-mail: mwolf@northwestern.edu

Web site: www.nusports.com

Minnesota SID: Shane Sandersfeld

Phone: (612) 626-0299 / Fax: (612) 625-0359

E-mail: sande102@umn.edu

Web site: www.gophersports.com

Purdue SID: Tom Schott

Phone: (765) 494-3145 / Fax: (765) 494-5447

E-mail: tschott@purdue.edu

Web site: www.purduesports.com

Illinois SID: Cassie Arner

Phone: (217) 333-1391 / Fax: (217) 333-5540

E-mail: arner@uiuc.edu

Web site: www.fightingillini.com

Penn State SID: Jeff Nelson

Phone: (814) 865-1757 / Fax: (814) 863-3165

E-mail: jtn4@psu.edu

Web site: www.gopsusports.com

Iowa SID: Phil Haddy

Phone: (319) 335-9411 / Fax: (319) 335-9417

E-mail: phillip-haddy@hawkeyesports.com

Web site: www.hawkeyesports.com

Hawaii SID: Lois Manin

Phone: (808) 956-7523 / Fax: (808) 956-4470

E-mail: manin@hawaii.edu

Web site: www.hawaiiathletics.com

uwbadgers.com

The Source for Badger Sports Information

UWBADGERS.COM

The Official Website of University of Wisconsin Athletics



The Department of Athletics has made a strong commitment to bringing its news straight to the fans. The Badgers' Web site (uwbadgers.com) produces news updates multiple times daily to keep fans up-to-speed on the happenings in the Division of Intercollegiate Athletics.

Web users can tune in for live video streaming of media news conferences, chat with coaches, staff and student-athletes, order tickets online or listen to live radio broadcasts of games.

The Badger Web site is maintained internally by a dedicated team of technical experts and an experienced editorial staff.

The Athletic Department site is the most visited one on the UW-Madison campus, averaging more than 3.5 million page views monthly.


Visitors from all over the United States and the world (an average of 94 different countries monthly) continue to log on to catch the latest Badger athletics news and those visitors are staying at the site longer and longer.



The Department of Athletics' Web site is one of the most popular in college athletics.

In the summer of 2004 the Department of Athletics unveiled a re-design of its Web site, making it easier to navigate, more pleasing to the eye and a worthwhile journey for those who want the latest information on the Badgers.

New features are constantly being added and the site is continually being refined, so check back often!



Coach Barry Alvarez's press conferences can be viewed live on uwbadgers.com.

Coverage Guidelines

The 2005 Wisconsin football guide has been produced to assist the news media with covering the Badgers. We have continued to try and add relevant materials to this publication each year and would welcome additions or corrections with proper documentation. Additional information on Wisconsin football will be produced throughout the year by the Athletic Communications Office. We also encourage you to regularly check the department's Web site (uwbadgers.com) to get updated information on the team. Our staff looks forward to working with you this fall.

Interview Requests

All regular-season Badger practices, including Friday walk-throughs, are closed to the media. Interviews are conducted as follows:

Alvarez Interviews

Barry Alvarez holds a weekly media conference Mondays at 1 p.m. during the fall. Those sessions are live video-streamed on uwbadgers.com. Alvarez's comments are available on uwbadgers.com late Monday afternoon as both a video archive and a transcript.

Additionally, Alvarez is available every Tuesday from 11:50-noon CT on the Big Ten Teleconference.

Assistant Coach Interviews

Wisconsin assistant coaches are available after practice on Tuesdays and Wednesdays in the lower level of the McClain Center. If you wish to arrange a special interview with an assistant coach during the week, contact Brian Lucas in the Athletic Communications Office at (608) 263-5052.

Player Interviews

Badger players can be interviewed during the week on Tuesdays and Wednesdays after practice (approximately 6 p.m.) in the lower level of the McClain Center outside of the Wisconsin locker room area.

Phone calls by players to out-of-town media are made at the players' convenience between 7:30-10 p.m. CT on Tuesdays and Wednesdays only. Interviews should be arranged through Brian Lee of the Athletic Communications Office at (608) 262-8216. Home numbers will not be made available to the media, and players have been instructed not to conduct interviews when contacted without prior approval from the SID staff.

Ordering Phone Lines

Several courtesy phone lines (credit card and collect calls only) on level four of the press box are available on a first-come, first-served basis for the news media.

News organizations requiring their own phones should call Jamie Buchanan at (608) 265-8546 or email him at JB2@athletics.wisc.edu to order lines.

Credential Guidelines

Evjue Communications Center & Sideline Passes

Requests for 2005 Wisconsin football credentials (print, electronic and parking) must be made online. Contact the Wisconsin Athletic Communications Office for instructions.

Sideline credentials will be issued only to accredited photographers and reporters on assignment. You must display your credential prominently to be on the field level. Media members cannot work between the 25-yard lines as recommended by the NCAA in its game management manual.

Credentials will be mailed if time permits. Those passes which cannot be mailed will be left with the parking attendant (white vehicle) at the entrance of Lot 17 on Engineering Drive (north end of the Stadium).

Credentials will be issued according to the following priorities: 1) TV and radio stations originating a live broadcast; 2) national publications, newspapers filing for the following day's publication and news outlets designated by the visiting SID; 3) TV and radio stations covering for nightly news; and 4) other requests, which will be evaluated on a space-available basis. Spouses, friends, non-workers and children are not allowed in the media areas as dictated by the NCAA. Anyone violating these standards will be denied credentials to future games.

Satellite Trucks

For news organizations that send a satellite truck to cover a game at Camp Randall Stadium, please contact Barry Fox (Director of Facilities) prior to arrival. His phone number is (608) 262-3631. Extremely limited parking (for the satellite vehicle only) is available at the southwest corner of the stadium near the Athletic Operations Building. The electrician who can assist with powering up is Ed Walsh (cell: 608-235-8552).



The Evjue Communications Center at Camp Randall Stadium

■ IMPORTANT DATES TO REMEMBER

Preseason fall practice is held at Camp Randall Stadium.

August 1-2	Big Ten Media Day & Kickoff Luncheon, Chicago, Ill.
August 9	All players report to Camp Randall Stadium
August 10	MEDIA DAY, Camp Randall Stadium
August 10	First full team practice at Camp Randall Stadium
August 26	Last day of camp at Camp Randall Stadium
August 28	Badger Football Family Fun Day, Camp Randall Stadium
Sept. 2	First day of classes at UW-Madison
Sept. 3	Season opener at home vs. Bowling Green

Gameday Services

Media Services

Facilities for the working press are located on the eighth level of the press box. Flipcards, notes and game programs are delivered to each working location prior to kickoff. A full statistics packet will be available after the game in the press box. Final packets will be distributed in the McClain Center weight room and media room on the south end of the stadium once they are completed.

Faxing Statistics Packets

Final game statistics are immediately available after the game at uwbadgers.com. If you do not wish to use this service, packets can be faxed to your outlet.

Post-game Interview Procedures

With approximately five minutes left in the game, media members will be escorted to the interview areas by Athletic Communications staff. Barry Alvarez holds his post-game media conference on the first floor of the McClain Center. The session is for credentialed news media only. Alvarez's media conference is live video streamed on uwbadgers.com.

After Alvarez's session, requested Wisconsin players are available for interviews in the McClain Center weight room (lower level). The Wisconsin locker room is closed to the media.

The opposing head coach is available for interviews in the Media Room under the stands at the south end of the stadium.

Professional Scouts

Scouting Tickets & Parking

Per the Big Ten's policy, professional scouts must purchase tickets through the UW Ticket Office at 608-262-1440. Press box passes are not available for scouts. You can fax your request to (608) 265-4931.

Weekly Schedule


Contact the Athletic Communications Office for confirmation of practice schedules. The typical weekly schedule during the regular season is:

Day	Practice	Interviews
Mon.	None	Media conf.
Tue.	3-6	After practice
Wed.	3-6	After practice
Thu.	3-4:30	Alvarez only
Fri.	3-4	Alvarez only
Sat.	Game	Post-game
Sun.	None	None

Internet Addresses

Wisconsin athletic department news releases, schedules and statistics are also available via the division's Web site.

uwbadgers.com



Following are Web site addresses for the Big Ten Conference and its member institutions:

Big Ten (www.bigten.org)
Illinois (www.fightingillini.com)
Indiana (www.iuhoosiers.com)
Iowa (www.hawkeyesports.com)
Michigan (www.mgoblue.com)
Mich. State (www.msuspartans.com)
Minnesota (www.gophersports.com)
Northwestern (www.nusports.com)
Ohio St. (www.ohiostatebuckeyes.com)
Penn State (www.gopsusports.com)
Purdue (www.purduesports.com)

Big Ten Teleconference

Throughout the conference season, media members can gain access to all 11 conference coaches each Tuesday via the Big Ten Teleconference. For the phone number, media members should contact the Big Ten Office at (847) 696-1010.

Time	Head Coach, School
11:00 a.m.	Jim Tressel, Ohio State
11:10 a.m.	Lloyd Carr, Michigan
11:20 a.m.	Terry Hoepfner, Indiana
11:30 a.m.	John L. Smith, Michigan State
11:40 a.m.	Kirk Ferentz, Iowa
11:50 a.m.	Barry Alvarez, Wisconsin
Noon	Ron Zook, Illinois
12:10 p.m.	Joe Tiller, Purdue
12:20 p.m.	Joe Paterno, Penn State
12:30 p.m.	Randy Walker, Northwestern
12:40 p.m.	Glen Mason, Minnesota

Reference Items

Football Office

Football Office Phone: (608) 262-1861

Football Fax: (608) 262-9212

Mailing Address: 1440 Monroe Street, Madison, WI 53711

Head Coach: Barry Alvarez

Assistant Coaches: Bret Bielema (Defensive Coordinator & Linebackers), Paul Chryst (Co-offensive Coordinator & Tight Ends), Jeff Horton (Quarterbacks), Jim Hueber (Offensive Line), Ron Lee (Defensive Backs), Henry Mason (Wide Receivers), Brian Murphy (Special Teams & Outside Linebackers), John Palermo (Assistant Head Coach & Defensive Line), Brian White (Co-offensive Coordinator & Running Backs)

Graduate Assistant: E.K. Franks

Director of Football Operations: Jeremy Sinz

Program Assistants: Sandy Freye, Lisa Powell, Sharon Betlach

Quick Facts

Location: Madison, WI 53711

Population: 219,242

Enrollment: 41,169

Conference: Big Ten

Nickname: Badgers

Colors: Cardinal (PMS 200) & White

Stadium: Camp Randall (capacity TBA)

Director of Athletics: Barry Alvarez

Chancellor: John Wiley

Athletic Department Phone: 608-262-1866

Web site: uwbadgers.com

Local Hotels

The following hotels and motels are located within 5-20 minutes of the Wisconsin campus (area code is 608):

Baymont Inn and Suites	831-7711
Best Western-Inn on the Park	285-8000
Best Western InnTowner	233-8778
Best Western West Towne Suites	833-4200
Concourse Hotel	257-6000
Crowne Plaza	244-4703
Edgewater	256-9071
Fairfield Inn by Marriott (West)	831-1400
Fairfield Inn by Marriott (East)	249-5300
Hampton Inn West	833-3511
Hilton Madison Monona Terrace	255-5100
Holiday Inn Madison East	244-2481
Howard Johnson Plaza	251-5511
Marriott Madison West	831-2000
Radisson	833-0100
Residence Inn by Marriott (West)	833-8333
Residence Inn by Marriott (East)	244-5047
Sheraton Inn	251-2300
University Inn	257-4881

Airline Service

American Eagle	800-433-7300
ATA	800-435-9282
ComAir/Delta	800-221-1212
Continental	800-523-3273
Midwest Express	800-452-2022
Northwest	800-225-2525
United	800-241-6522

Automobile Rentals

Avis	800-831-2847
Budget	800-527-0700
Dollar	800-800-4000
Enterprise	800-736-8222
Hertz	800-654-3131
National	888-868-6203

2005 Wisconsin Travel Plans

at North Carolina (Sept. 17)

Team headquarters: Radisson Research Triangle Park
PO Box 12168, Research Triangle Park, NC 27709
Phone: 919-549-8631

at Northwestern (Oct. 8)

Team headquarters: North Shore Skokie Hotel
9599 Skokie Blvd., Skokie, IL 60077
Phone: 847-679-7000

at Minnesota (Oct. 15)

Team headquarters: Minneapolis Airport Marriott
2020 E. American Blvd., Bloomington, MN 55425
Phone: 952-854-7441

at Illinois (Oct. 29)

Team headquarters: Holiday Inn
1001 W. Killarney, Urbana, IL 61801
Phone: 217-328-7900

at Penn State (Nov. 5)

Team headquarters: Ramada Inn
1450 S. Atherton, State College, PA 16801
Phone: 814-238-3001

at Hawaii (Nov. 25)

Team headquarters: Hyatt Regency Waikiki
2424 Kalakaua Ave., Honolulu, HI 96815
Phone: 808-923-1234

Camp Randall Stadium

Driving Directions

From Dane County Regional Airport

Exit airport via International Lane to Packers Avenue (Hwy. 113). Turn left on Packers Avenue, which changes to Pennsylvania Avenue, Johnson Street, Gorham Street and then University Avenue. Stay on University Avenue through campus until Randall Avenue (look for Milan's Sub Shop on the left side). Turn left on Randall Avenue. Go approximately three blocks until Randall forks. Take the right fork (Monroe Street). The Stadium is located on the right side on Monroe Street.

From west via I-90/94 (from Minneapolis)

Take I-90/94 to Highway 151 South (Washington Ave.). Continue to the State Capitol Building. Turn right on Webster Street and complete half a square around the Capitol (Webster to Dayton to Fairchild). Turn right on West Washington Avenue and follow it to Regent Street. Turn right onto Regent Street. Follow Regent to Camp Randall Stadium.

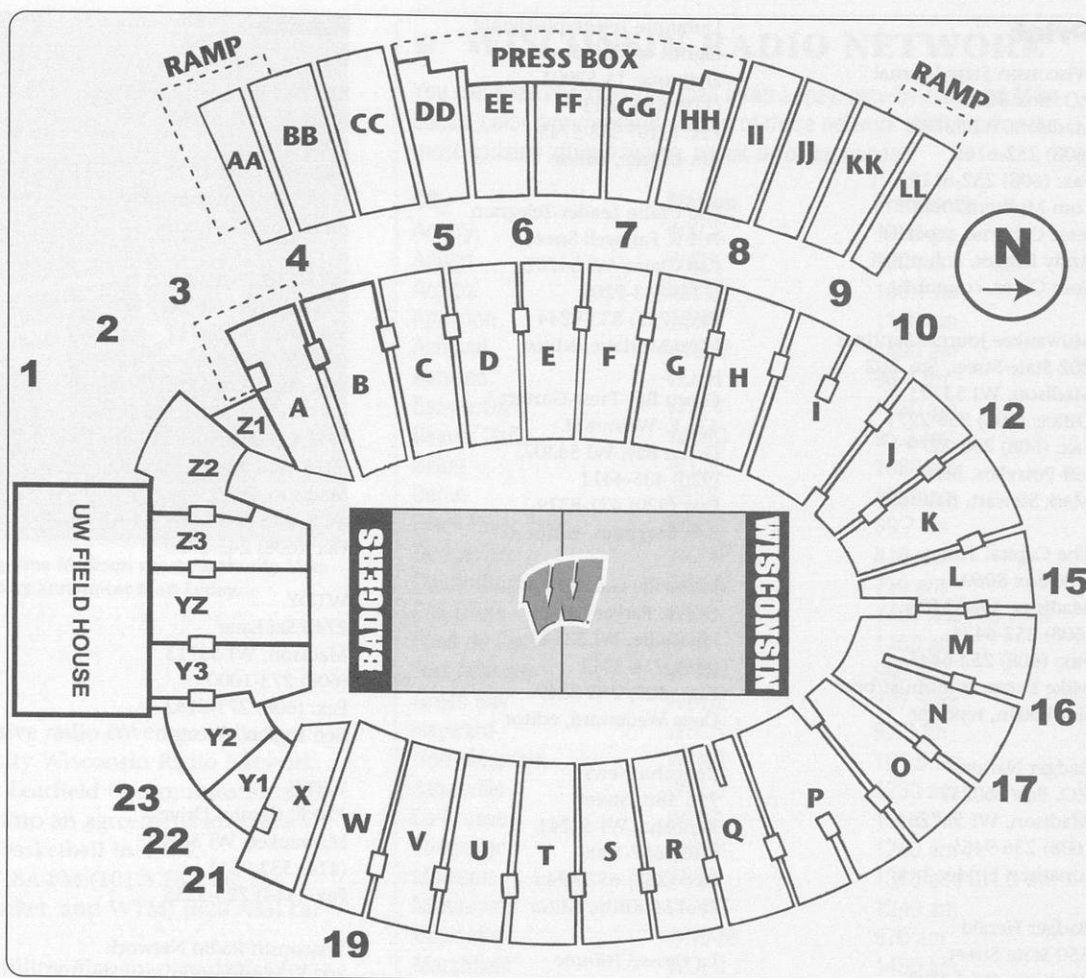
From east via I-94 (from Milwaukee)

Take I-94 to Highway 30 West. Take Highway 30 to its end at Highway 113 South. Turn left onto 113 South, which becomes Packers /

Pennsylvania Avenue. Continue on Packers / Pennsylvania Avenue, which changes to Johnson Street, Gorham Street and then University Avenue. Stay on University Avenue through campus until Randall Avenue (look for Milan's Sub Shop on left side of University). Turn left on Randall Avenue. Go approximately three blocks until Randall forks. Take right fork (Monroe Street). The Stadium is located on the right side on Monroe Street.

From south via I-90 (from Chicago)

Take I-90 to the Madison beltline (Highway 12/18). West on the beltline to Park Street. Exit right (north). Take Park Street to Regent Street. Turn left on Regent Street, then approximately six blocks to Camp Randall Stadium.



Football Media List

Print

Wisconsin State Journal
P.O. Box 8058
Madison, WI 53708
(608) 252-6165
Fax: (608) 252-6119
Tom Mulhern, beat
Jesse Osborne, reporter
Andy Baggot, columnist
Tom Oates, columnist

Milwaukee Journal Sentinel
202 State Street, Ste. 202
Madison, WI 53703
Office: (608) 258-2271
Fax: (608) 258-2279
Jeff Potrykus, beat
Mark Stewart, national

The Capital Times
P.O. Box 8060
Madison, WI 53708
(608) 252-6474
Fax: (608) 252-6445
Mike Lucas, columnist/beat
Jim Polzin, reporter

Badger Nation
P.O. Box 260257
Madison, WI 53726
(608) 236-9465
Jonathan Linder, beat

Badger Herald
550 State Street
Madison, WI 53703
(608) 257-4712, ext. 26
Fax: (608) 257-6899

Daily Cardinal
Vilas Hall
Madison, WI 53706
(608) 262-5857
Fax: (608) 262-0404

Journal Sentinel On-line
(414) 225-5012
Fax: (414) 224-0291
Brett Longdin, beat

Appleton Post-Crescent
306 W. Washington
Appleton, WI 54912
(920) 733-4411
Fax: (920) 733-1945
Ben Wideman, beat

Capitol News Service
121 E. Main St., Ste. 300
Madison, WI 53703
(608) 258-9977
Stan Milam, beat

Dubuque Telegraph-Herald
Eighth & Bluff Streets
Dubuque, IA 52001
(319) 588-5611
Fax: (319) 588-5745
Jim Leitner, editor

Eau Claire Leader-Telegram
701 S. Farewell Street
Eau Claire, WI 54702
(715) 833-9208
Fax: (715) 833-9244
Liam Morlaire, editor

Green Bay Press-Gazette
435 E. Walnut St.
Green Bay, WI 54307
(920) 435-4411
Fax: (920) 431-8379
Bob Borghaus, editor

Janesville Gazette
One S. Parker Drive
Janesville, WI 53547
(608) 754-3311
Fax: (608) 755-8349
Dave Wedeward, editor

Kenosha News
715 58th Street
Kenosha, WI 53141
(262) 657-1000
Fax: (262) 657-4946
Paul McKillip, editor

La Crosse Tribune
401 N. Third Street
La Crosse, WI 54601
(608) 791-8202
Fax: (608) 791-8239
Dan Dinsmore, editor

Oshkosh Northwestern
P.O. Box 2926
Oshkosh, WI 54903
(920) 426-6657
Fax: (920) 235-1527
Dan Kohn, editor

Racine Journal-Times
212 Fourth Street
Racine, WI 53403
(262) 634-3322
Fax: (262) 631-1702
Sue Shemanske, editor

Wausau Daily Herald
800 Scott St.
Wausau, WI 54403
(715) 842-2101
Fax: (715) 848-9361
Jay Lilge, editor

Radio

WIBA
P.O. Box 99
Madison, WI 53701
(608) 274-5450
Fax: (608) 274-5521
Matt Lepay, play-by-play
Brian Posick, director

WTSO (ESPN Radio)
2651 S. Fish Hatchery Rd.
Madison, WI 53711
(608) 274-5450
Fax: (608) 274-5521

WTLX (Fox Sports Radio)
5315 Wall Street, Ste. 270
Madison, WI 53718
(608) 245-9859
Fax: (608) 245-1720

WTDY
2740 Ski Lane
Madison, WI 53713
(608) 273-1000
Fax: (608) 271-8182
Ben Larson, director

WTMJ
720 E. Capitol Drive
Milwaukee, WI 53201
(414) 332-9611
Fax: (414) 223-5255

Wisconsin Radio Network
302 E. Washington Ave. Ste. 102
Madison, WI 53703
(608) 251-3900
Fax: (920) 468-0250

Wire Services

Associated Press (Milwaukee)
918 N. Fourth Street
Milwaukee, WI 53203
(414) 225-3580
Fax: (414) 225-3599
Arnie Stapleton, editor

Associated Press (Madison)
1901 Fish Hatchery Road
Madison, WI 53713
(608) 255-3679
J.R. Ross, beat

Television

WISC (Ch. 3, CBS)
7025 Raymond Road
Madison, WI 53719
(608) 276-7400
Fax: (608) 271-0800
George Johnson, director
COACHES' SHOW

WMTV (Ch. 15, NBC)
615 Forward Drive
Madison, WI 53711
(608) 274-1515
Fax: (608) 271-5194
Robb Vogel, director

WKOW (Ch. 27, ABC)
P.O. Box 100
Madison, WI 53701
(608) 274-6118
Fax: (608) 274-9569
Jay Wilson, director

WHA (Ch. 21)
821 University Avenue
Madison, WI 53706
(608) 263-2121
Fax: (608) 263-9763
Deb Piper, producer


WTMJ (Ch. 4, NBC)
720 E. Capitol Drive
Milwaukee, WI 53201
(414) 967-5425
Kevin Hunt, director

WISN (Ch. 12, ABC)
759 N. 19th St.
Milwaukee, WI 53201
(414) 342-8812
Fax: (414) 342-7505
Tom Sutton, director

WDJT (Ch. 58, CBS)
809 S. 60th Street
Milwaukee, WI 53214
(414) 220-8130
Rock Rote, director

WITI (Ch. 6, FOX)
9001 N. Green Bay Road
Milwaukee, WI 53209
(414) 355-6215
Tom Pipines, director

Radio Coverage



Radio voices for Badger football are long-time Madison sports authority Mike Lucas (left) and award-winning play-by-play announcer Matt Lepay.

Radio coverage

For the 12th year in a row, exclusive radio coverage of Badger football can be heard on the 46-city Wisconsin Radio Network. The Department of Athletics and Learfield Communications / Badger Sports Properties entered into an agreement for radio broadcast rights for football and basketball in 1994.

WIBA-AM (1310 AM) and WIBA-FM (101.5 FM) are the rights holders in the Madison market, and WTMJ (620 AM) carries the games in Milwaukee.

Entering his 11th season handling play-by-play duties for Wisconsin football is Matt Lepay, named the state's Sportscaster of the Year for 1997, 2000, 2003 and 2004. Lepay has also called Badger basketball the past 16 seasons. A 1984 graduate of Ohio State, Lepay was sports director at WTSO in Madison before joining WIBA in 1994. He previously served as sports director at WNCI in Columbus, and prior to that worked at stations in Athens and Piqua, Ohio. Lepay is host of the Barry Alvarez Show (Badger Sports Report), both on WIBA Radio and WISC-TV.

Color commentary on radio broadcasts is provided by Mike Lucas, long-time sports columnist at *The Capital Times*. Lucas, who worked previously on the broadcast team for the Badgers' delay television package on the Wisconsin Public Television Network, also provides sports commentaries on WIBA. Lucas and Lepay are co-hosts of the popular WIBA Sports Review and Lucas also hosts "Sidelines," a talk-show on UPN14. He has reported on Badger sporting events for *The Capital Times* since 1971. Lucas has been a color analyst (radio and TV) for Badger football, men's basketball and men's hockey during his career.

WISCONSIN RADIO NETWORK

You can hear Wisconsin football (Matt Lepay, play-by-play and Mike Lucas, color commentary) on any of these network stations. For the most updated affiliate listing, check uwbadgers.com.

City	Station	Frequency
Amery	WXCE	1260 am
Antigo	WATK	900 am
Antigo	WACD	106.1 fm
Appleton	WHBY	1150 am
Ashland	WATW	1400 am
Ashland	WJJH	96.7 fm
Beaver Dam	WBEV	1430 am
Beaver Dam	WXRO	95.3 fm
Beloit	WTJK	1380 am
Berlin	WISS	1090 am
Black River Falls	WWIS	99.7 fm
Dodgeville	WDMP	810 am
Duluth/Superior	WDSM	710 am
Eau Claire	WBIZ	1400 am/100.7 fm
Fond du Lac	KFIZ	1450 am
Fort Atkinson	WFAW	940 am
Green Bay	WDUZ	107.5 fm
Hayward	WRLS	92.3 fm
Iron Mountain	WJNR	101.5 fm
Janesville	WCLO	1230 am
La Crosse	WFBZ	105.5 fm
Lancaster	WGLR	1280 am
Madison	WIBA	1310 am/101.5 fm
Manitowoc	WOMT	1240 am
Marquette	WMAM	570 am
Marshfield	WDLB	1450 am
Medford	WKEB	99.3 fm
Medford	WIGM	99.3 am
Milwaukee	WTMJ	620 am
Minneapolis/St. Cloud	WBHR	660 am
Minocqua	WLDK	1570 am
Minocqua	WMQA	95.9 fm
Park Falls	WCQM	98.3 fm
Platteville	WPVL	1590 am
Prairie du Chien	WQPC	94.3 fm
Prairie du Chien	WPRE	980 am
Reedsburg	WRDB	1400 am
Rhineland	WOBT	1240 am
Rice Lake	WJMC	1240 am
Richland Center	WRCO	1450 am
River Falls	WEVR	1550 am/106.3 fm
Shawano	WTCH	960 am
Sheboygan	WHBL	1330 am
Sparta	WKLJ	1290 am
Sparta	WCOW	97.1 fm
Sturgeon Bay	WDOR	910 am/93.9 fm
Viroqua	WVRO	1360 am
Waupaca	WDUX	800 am
Wausau	WSAU	550 am
Wisconsin Rapids	WFHR	1320 am

TV Coverage

Game Coverage

It's easy to follow Badger football through the Big Ten's comprehensive television package. Most Wisconsin games will be selected for live TV coverage on either ABC, ESPN, ESPN2 or ESPN Regional.

All Badger home games are televised on a delayed basis by Wisconsin Public Television (WHA-Madison, WPNE-Green Bay, WLEF-Park Falls, WHWC-Menomonie, WHLA-La Crosse, WHRM-Wausau and WMVT-Milwaukee). Broadcast across the state educational network, the football replays on WPT air most Saturdays at 10 p.m. WPT and Badger sports have been partners for more than 25 years.


The state educational network also televises a number of Badger men's and women's basketball and men's hockey contests to its audience on both a live and delayed basis.

The Barry Alvarez TV Show

The "Barry Alvarez Television Show," produced by Learfield Communications / Badger Sports Properties and WISC-TV, is a 30-minute program of highlights, interviews and features on Badger football.

The show airs twice on Sunday in the Madison area on WISC-TV at 10:30 a.m. and on UPN14 at 10:30 p.m. The show can be seen statewide on Fox Sports Net North at 6:30 p.m. on Monday.

Sixteenth-year head coach Barry Alvarez joins "Voice of the Badgers" Matt Lepay each week to break down the previous



week's game and look ahead to upcoming action. Produced by WISC, the show is one of the most popular and highly watched of its kind.



2005 Big Ten Composite Schedule

September 1

Minnesota at Tulsa

September 2

Indiana at Central Michigan

September 3

Bowling Green at WISCONSIN
Rutgers at Illinois
Ball State at Iowa
Northern Illinois at Michigan
Kent State at Michigan State
Ohio at Northwestern
Miami (Ohio) at Ohio State
South Florida at Penn State

September 10

Temple at WISCONSIN
San Jose State at Illinois
Nicholls State at Indiana
Iowa @ Iowa State
Notre Dame at Michigan
Hawaii at Michigan State
Colorado State at Minnesota
Northern Illinois at Northwestern
Texas at Ohio State
Cincinnati at Penn State
Akron at Purdue

September 17

WISCONSIN at North Carolina
Illinois at California
Kentucky at Indiana
Northern Iowa at Iowa
Eastern Michigan at Michigan
Michigan State at Notre Dame
Florida Atlantic at Minnesota
Northwestern at Arizona State
San Diego State at Ohio State
Central Michigan at Penn State
Purdue at Arizona

September 24

Michigan at WISCONSIN
Michigan State at Illinois
Iowa at Ohio State
Purdue at Minnesota
Penn State at Northwestern

October 1

Indiana at WISCONSIN
Illinois at Iowa
Michigan at Michigan State
Minnesota at Penn State
Notre Dame at Purdue

October 8

WISCONSIN at Northwestern
Illinois at Indiana
Iowa at Purdue
Minnesota at Michigan
Ohio State at Penn State

October 15

WISCONSIN at Minnesota
Indiana at Iowa
Penn State at Michigan
Michigan State at Ohio State
Northwestern at Purdue

October 22

Purdue at WISCONSIN
Penn State at Illinois
Ohio State at Indiana
Michigan at Iowa
Northwestern at Michigan State

October 29

WISCONSIN at Illinois
Indiana at Michigan State
Michigan at Northwestern
Ohio State at Minnesota
Purdue at Penn State

November 5

WISCONSIN at Penn State
Illinois at Ohio State
Minnesota at Indiana
Iowa at Northwestern
Michigan State at Purdue

November 12

Iowa at WISCONSIN
Illinois at Purdue
Indiana at Michigan
Michigan State at Minnesota
Northwestern at Ohio State

November 19

Northwestern at Illinois
Purdue at Indiana
Minnesota at Iowa
Ohio State at Michigan
Penn State at Michigan State

November 25

WISCONSIN at Hawaii

UW Future Schedule

2006

Sept. 2	vs. Bowling Green*
Sept. 9	Western Illinois
Sept. 16	San Diego State
Sept. 23	@ Michigan
Sept. 30	@ Indiana
Oct. 7	NORTHWESTERN
Oct. 14	MINNESOTA
Oct. 21	@ Purdue
Oct. 28	ILLINOIS
Nov. 4	PENN STATE
Nov. 11	@ Iowa
Nov. 18	BYE

* at Cleveland Browns Stadium

Badger Fund



To sustain the kind of academic and athletic success that has characterized the UW-Madison as one of the nation's finest athletic programs, there must be widespread support.

That support begins at the top, through the commitment of the Board of Regents of the University of Wisconsin System, the UW-Madison Chancellor's Office and the Athletic Board. That commitment extends to the thousands of Badger supporters throughout the nation who contribute in many different ways.

Ultimately, the success of the Department of Athletics depends in great part on the collective loyalty and generosity of alumni and friends. One of the areas in which people can support Wisconsin Athletics is through their contributions to the Badger Fund.

The Badger Fund was started to enhance the University's athletic programs by helping to financially support more than 750 student-athletes in 23 sports as they strive for excellence both academically and athletically.

Because the UW-Madison Athletic Department receives none of its \$71 million annual budget from state appropria-

tions, private support is essential to its continued success.

Contributions to the Badger Fund from nearly 15,000 individuals and companies fund the scholarship needs of student-athletes and help provide the finest public university education and athletic facilities experiences available.

Your continued support will help UW student-athletes achieve their academic and athletic dreams, and will assist the Division of Intercollegiate Athletics in its effort to reach lofty goals both on the field and in the classroom.

For more information on the membership benefits of the Badger Fund, please contact the office staff at:

Phone: (608) 262-1000

Fax: (608) 265-0788

E-mail: badgerfund@athletics.wisc.edu

Address: Badger Fund

Kellner Hall

1440 Monroe Street

Madison, WI 53711

Assistant Athletic Director of the Badger Fund is former Badger All-Big Ten tennis player Marija Neubauer.



The Mendota Gridiron Club, incorporated in 1979, originated as the Mendota Association in 1949. From the original small group of strong and loyal Wisconsin football fans, the club has grown over the years and members currently number in the thousands. Today, members have the opportunity to assist the football staff in continuing the successful program established in recent years.

Any individual may become a member of the Mendota Gridiron Club, Inc., by contributing money, material or services needed and requested by the Athletic Department for the football program. All contributions (cash or in kind) entitle the contributor to membership status for the calendar year in which the contribution is made.

Contributions made to the Mendota Gridiron Club will earn credit in the Badger Fund Priority Point System and count toward your annual giving levels and related Badger Fund benefits.

Benefits of membership in the Mendota Gridiron Club, which has regional clubs throughout Wisconsin and Illinois, include weekly meetings during the football season, sponsorship of the annual football banquet, a party to celebrate the end of recruiting season in February, the annual Barry Alvarez Shoot Out golf tournament and the Alvarez Invitational golf tournament.

For more information, or to join the Mendota Gridiron Club, call 608-262-7200 or write the organization at: 1440 Monroe Street, Madison, WI 53711.

President: Larry Jacobson
Executive Director: Wayne Esser
Office Manager: Linda Wilkins
Secretary: Barbara Geurts

THE WISCONSIN EXPERIENCE

A World Class University	190
Top-Ranked Academics	191
Student Life.....	192
A Beautiful Campus	193
Notable Alumni	194
Administration	195
A Winning Athletic Program	196
Wisconsin Traditions.....	198
Badgers in the Community	199
Fetzer Academic Center	200
Endowed Athletic Scholarships	201
Sports Medicine	202
Strength & Conditioning	203
Wisconsin Sports Facilities.....	204
Madison: A Great College Town.....	208

WELCOME TO THE UNIVERSITY OF WISCONSIN

The Memorial Union Terrace on the shores of Lake Mendota is a popular gathering spot for UW students

A World-Class University

The University of Wisconsin is a world-class university, nationally and internationally recognized for its academic excellence, incredible students, inspiring faculty, exceptional value, and an amazing campus and community.

The UW was founded in 1848 with the first class of 17 students enrolling on Feb. 5, 1849. Today, Wisconsin ranks as the nation's ninth largest university with 41,169 students.

On a single campus, students can find a complete spectrum of liberal arts studies, professional programs and student activities. As one of the nation's first land-grant universities, Wisconsin maintains a strong research emphasis in agricultural and life sciences. Award-winning research spanning the academic disciplines, however, has earned Wisconsin a place among the world's elite institutions of higher education. The quality of its undergraduate, graduate and research programs is recognized around the world.

The flagship school of the state system, UW-Madison offers the only public schools of law, medicine and veterinary medicine in the state and is one of only two state-supported schools to offer doctoral degrees.

One of the most picturesque college campuses in the country, Wisconsin sits along the shore of beautiful Lake Mendota. The city of Madison and the University were designed to be linked, signifying the interrelated nature of academic and political life at Wisconsin.


Growing with the times to meet changing needs in education and research has kept the university great. With an eye to the future, the university continues to change, guaranteeing a community and environment where true learning can take place.

PROGRAMS & RESOURCES

Undergraduate Majors—136
Academic Departments—185
Doctoral, Master's and Professional Graduate Programs—265
Courses Offered—8,714
Average Class Size—29 students
Libraries—43; Volumes—6.2 million
Computer Labs—108;
Computers—More than 1000

SCHOOLS & COLLEGES

College of Agricultural & Life Sciences
School of Business
School of Education
College of Engineering
School of Human Ecology
College of Letters and Science
School of Nursing
School of Pharmacy
Graduate School
School of Veterinary Medicine
Law School
Medical School




Top: The view of the state capitol from Bascom Hill.


Middle: Beautiful Bascom Hall is the academic center of the UW.

Right: Commencement in the Kohl Center celebrates the end of a successful college career at Wisconsin.

Top-Ranked Academics



Learning opportunities for UW students can vary from discussion groups (top), laboratory and computer work (right), or traditional lectures (below).



FACULTY/ALUMNI AWARDS

Fulbright Scholars—7
 National Medals of Science—9
 Nobel Prizes—17
 Pulitzer Prizes—29
 Rhodes Scholars—6
 Truman Scholarships—11
 Wolf Foundation Prizes—4
 American Physical Society Fellows—53
 National Academy of Education—5
 National Academy of Engineering—17
 National Academy of Public Administration—2
 National Academy of Sciences—53
 National Academy of Sciences Institute of Medicine—4
 Royal Society of London—2

UW-Madison offers instruction in more than 100 fields, with more than 4,200 course listings. Learning takes place in a variety of settings—from traditional classrooms, to undergraduate research opportunities, to service-learning experiences in the community. Additional opportunities for growth range from 700 student organizations to unique residential learning communities.

► *U.S. News & World Report, 2005*—Ranks Wisconsin as the seventh-best public university and tied for 32nd among all universities. The UW also ranked among the 25 best institutions for “first-year experiences,” “undergraduate research/creative projects,” “learning communities” and “study abroad.”

► *Fiske Guide to Colleges, 2005*—UW is ranked as one of 20 public universities that are “Best Buys.”

► *Kiplinger's Personal Finance Magazine, 2004*—Ranked 13th among the 100 Best Values in Public Colleges.

► *Princeton Review, 2005*—Lists Wisconsin in “The Best 357 Colleges” and Madison among the “Great College Towns.”

► *Greene's Guides, 2004*—Lists Wisconsin as one of 17 “Public Ivies.”

► *Barron's Best Buys in College Education, 2004*—Ranked among 260 schools as a best buy.

Other Rankings

► *Fortune 500 Companies*—Ranks second in the number of graduates who become chief executives in *Fortune 500* companies.

► *Peace Corps*—Ranks first among number of alumni serving in the Peace Corps and second in the number of Peace Corps volunteers.

► *Research & Development*—Ranks second among public universities and third among all universities for research expenditures. In 2002–03, UW–Madison received more than \$583 million in extramural research awards.


► *Voluntary Support*—Ranks second in voluntary support among public universities.

► *Libraries*—Ranks ninth in number of volumes (6.3 million) and campus libraries (45).

► *Doctorates*—Ranks fourth in research doctorates granted.

► *Patents*—Ranks fifth in patent revenue and 15th in the power of its patent pipeline according to *The Scientist* magazine.


Student Life



Top: The Wisconsin Film Festival features more than 100 independent feature films, documentaries, experimental films and shorts from around the world.

Left: Elton John is just one of the many artists who have performed on the UW campus.

Bottom: The Rock The Vote tour stopped in Madison in 2004, registering new voters.



Student life at Wisconsin is more than books, term papers and exams. Some of the most important lessons learned at Wisconsin occur far from any lecture hall or lab.

UW-Madison is a community that embraces diversity—both in the people who live, learn and work here and in the experiences that enrich life in the classroom and beyond. Our students come from every state in the nation and some 120 countries, bringing an abundant mix of life experiences and cultures. The campus provides services and student life programs designed to meet a broad range of student needs and concerns.

More than 700 student organizations, extensive recreational programs, modern fitness facilities, performing arts groups, Big Ten athletics, and ongoing cultural, social, and political events will provide you with hundreds of ways to get involved and challenge yourself. Whatever your interests, you can connect with others who share your enthusiasm.

The hub of student life on campus is the Memorial Union. With good food, live music, freshly made Babcock ice cream, movies and study lounges, you can eat well, be entertained, enjoy a good book or good company. The Union welcomes more than 15,000 students through its doors each day. It's no wonder the Union is considered the "living room of campus."

• • •

"The primary purpose of the University of Wisconsin—Madison is to provide a learning environment in which faculty, staff, and students can discover, examine critically, preserve and transmit the knowledge, wisdom and values that will help ensure the survival of this and future generations and improve the quality of life for all."

• • •

DID YOU KNOW?

Wisconsin is the only university in the nation with two student newspapers.

A Beautiful Campus

The University of Wisconsin campus rolls for 933 acres along the shores of Lake Mendota, encompassing wooded hills, friendly shores, and the streets of downtown Madison.

Relax on the Memorial Union terrace with sailboats, canoes, sailboards, and kayaks in the background. The Lakeshore Path is a pedestrian and bicycle-only trail that runs from the Union to Picnic Point, a peninsula that juts out into Lake Mendota. Along the way are numerous beaches or spots to stop and enjoy the beautiful lake views.

Spend an hour alone with your thoughts walking the trails of the UW Arboretum, a 1,262-acre nature preserve right in the middle of the city. Or visit Wisconsin's majestic State Capitol building only minutes away from campus.

And if ever you find yourself with a free afternoon, you may wish to enjoy lunch or a latté with friends at one of the many restaurants lining State Street in the heart of downtown Madison.



OUTSIDE THE CLASSROOM

- More than 700 student organizations
- More than 500 performing arts events each year
- Campus has 325 acres of natural areas for teaching, research and public enjoyment plus the 1,262-acre arboretum
- More than 40 club and intramural sports
- Five indoor athletic facilities and 63 areas of outdoor field space



Two students stop to talk on Bascom hill in the center of the UW campus.



Top: Engineering mall is the heart of the engineering campus on the southwest corner of the UW.

Center: Babcock Hall is the site of the UW's dairy plant which makes its own cheese and ice cream fresh daily. Babcock ice cream is a favorite on the UW campus and can also be purchased at the student unions.

Bottom: Library Mall is a favorite gathering place for students.

Notable Alumni



Jane Kaczmarek, a 1979 graduate of Wisconsin, plays the mother Lois on "Malcolm in the Middle."

Athletics

Kenneth Behring ('51), owner, Seattle Seahawks

Chris Chelios (x'83), NHL player, Detroit Red Wings

Michael Finley (x'95), NBA player, Dallas Mavericks

Mark Johnson ('94), NHL player, 1980 Olympic gold medalist ("Miracle")

Buddy Melges ('51), America's Cup skipper

Allan "Bud" Selig ('56), commissioner, Major League Baseball

Troy Vincent (x'92), NFL player, 2002 Walter Payton NFL Man of the Year

Arts & Entertainment

Stephen E. Ambrose ('57, PhD '63), author, biographer, historian

Joan Cusack ('84), actress ("Working Girl," "Grosse Pointe Blank," "In & Out")

Michael Feldman ('70), host of public radio show "Whad'Ya Know?"

Jane Kaczmarek ('79), actress ("Malcolm in the Middle")

Steve Miller (x'67), singer

Joyce Carol Oates (MA '61), novelist

Ben Sidran ('67), jazz pianist

Boz Skaggs (born William Royce, x'66), singer

Daniel J. Travanti ('63), Emmy Award-winning actor ("Hill Street Blues")

Butch Vig ('80), musician, Garbage

Eudora Welty ('29), Pulitzer Prize-winning novelist

Tom Wopat (x'74), TV actor ("The Dukes of Hazzard")

Frank Lloyd Wright (x1890), architect

David Zucker ('70) and **Jerry Zucker** ('72), producers and directors ("Naked Gun", "Airplane")

Business

John P. Morgridge ('55), chair Cisco Systems

Arthur C. Nielsen Sr. ('18), founder of A.C. Nielsen Co. (TV ratings)

Tom Pyle (MBA '63), chairman and president, Pyle Group, former chairman and CEO, Rayovac Group

Lee R. Raymond ('60), chairman and CEO, Mobil Exxon

Media


Rita Braver ('74), national reporter, CBS News

Jane Brody (MS '63), health columnist, *New York Times*


William Evjue (x'06), founder of *The Capital Times*

Jeff Greenfield ('64), news analyst, CNN

Greta Van Susteren ('76), news analyst, CNN



Film director and UW-Madison alumnus Jerry Zucker speaks to graduates during spring 2003 commencement ceremonies in the Kohl Center.



U.S. Senator Russ Feingold is a 1975 graduate of the UW. He is the co-author of the McCain-Feingold Campaign Finance Reform bill.

Politics

Dick Cheney (x'68), vice president of the United States

James Doyle ('67), Governor of Wisconsin

Russ Feingold ('75), U.S. Senator

Herb Kohl ('56), U.S. Senator; owner, Milwaukee Bucks

Gaylord Nelson (LLB '42), former U.S. Senator and founder of Earth Day

Tommy Thompson ('63, JD '66), Former U.S. Secretary of Health and Human Services

Science

Charles Lindbergh (x'24), aviator who completed the first solo trans-Atlantic flight


Jim Lovell ('50), astronaut, Apollo 13 mission (portrayed by Tom Hanks in the movie)

John Muir (x1863), naturalist, father of national park system

Brewster Shaw ('68, MS '69), astronaut, space shuttle Columbia; former director, Space Shuttle Operations, NASA

x indicates year person would have graduated had he or she not left the university

University & Athletic Administration



**Chancellor
John D. Wiley**

Chancellor John D. Wiley has worked to amplify the Wisconsin Idea and build on the research and teaching strengths that have made the University of Wisconsin so rich in accomplishment and tradition.


Since being named as the UW-Madison's 27th chancellor on Jan. 1, 2001, Wiley has aimed to enhance the university's role in creating a new, more viable economic future for Wisconsin while opening avenues to innovation and learning.

Wiley has presided over unprecedented growth on the west side of campus, which is being transformed into one of the nation's great health-sciences centers.

He also has mapped an east side redevelopment that will create a vibrant arts-and-humanities district to anchor the lower State Street area.

The chancellor has been a leader in efforts to expand on-campus student housing to meet demand, stem high-risk drinking and integrate athletics into the mainstream of university life. Wiley has reached out to the private sector by creating the Office of Corporate Relations to serve the increasing needs of the business community and help to build a more prosperous Wisconsin economy.

Wiley received his bachelor's degree in physics from Indiana University in 1964; attended graduate school at UW-Madison as an NSF Fellow and received master's and doctoral degrees in physics in 1965 and 1968, respectively.



**Athletic Director
Barry Alvarez**


Barry Alvarez is in his second year as the only person among Bowl Championship Series schools serving in the dual role of Director of Athletics and Head Football Coach. The Badger football coach since 1990, he is in his second campaign as athletic director.

Alvarez has been at the forefront of the revival of the Badger athletic program during his entire tenure in Madison. He has guided Wisconsin to three Big Ten and Rose Bowl titles (including back-to-back in 1998-99) en route to becoming the winningest football coach in school history (108-70-4 record).


His 7-3 (.700) record in bowl games with the Badgers is among the best in college football history. The 1993 national coach of the year, he is a two-time (1993 and 1998) Big Ten coach of the year and was a finalist for ESPN's coach of the decade (1990s) honor.

Alvarez is a 1969 graduate of the University of Nebraska, where he played linebacker and went on to earn his master's degree. He received a Distinguished Alumnus Award from his alma mater in 2003.


Alvarez and his wife, Cindy, are the parents of three grown children: daughters Dawn (Mrs. Brad Ferguson) and Stacy (Mrs. Mike Delzer); and son Chad (wife Stephanie). Barry and Cindy are grandparents to Joe and Jake Ferguson, and Grace and Jackson Delzer.




Deputy Athletic
Director Jamie
Pollard



Senior Associate
Athletic Director Vince
Sweeney



Associate Athletic
Director Doug Beard



Associate Athletic
Director John Chadima



Associate Athletic
Director Terry Gawlik



Associate Athletic
Director David Harris



Associate Athletic
Director Steve
Malchow

A Winning Athletic Program

The University of Wisconsin offers its student-athletes one of the premier intercollegiate athletic programs in the country. Its student-athletes receive the best in education, coaching, support services, travel and competition on the national and conference levels.

Celebrating more than 100 years of competition in some men's sports, Wisconsin's men's teams compete in basketball, cross country, football, golf, ice hockey, rowing, swimming and diving, soccer, tennis, track and field, and wrestling.

Established July 1, 1974, the 12-sport women's athletic program offers basketball, cross country, golf, ice hockey, lightweight rowing, openweight rowing, soccer, softball, swimming and diving, tennis, track and field, and volleyball.

2004-2005 NATIONAL FINISHES

Basketball	
Men	Elite Eight
Cross Country	
Men	2nd
Football	17th/18th
Hockey	
Men	First Round
Women	Quarterfinals
Rowing	
Men	18th
Ltwt. Women	1st
Open. Women	12th
Soccer	
Women	Second Round
Softball	Regional
Swimming	
Men	19th
Women	11th
Tennis	
Women	First Round
Indoor Track & Field	
Men	T3rd
Outdoor Track & Field	
Men	T26th
Volleyball	Elite Eight
Wrestling	T15th

Finishes indicated are for NCAA or other national championships with the exception of football which is final poll position.

2004-05 Big Ten Conference Champions



Men's Cross Country



Men's Indoor Track




Men's Outdoor Track



Top: The Wisconsin volleyball team advanced to the Elite Eight of the NCAA tournament in 2004.

Right: The UW women's hockey team celebrated its first NCAA tournament appearance in 2005.

Bottom: The Wisconsin women's lightweight varsity eight boat won the national title at the IRA Championships for the second straight year in 2005.



UW IN THE NACDA DIRECTORS' CUP

1993-94	12th	1999-00	17th
1994-95	17th	2000-01	20th
1995-96	18th	2001-02	26th
1996-97	24th	2002-03	24th
1997-98	T34th	2003-04	25th
1998-99	T25th	2004-05	19th

NCAA CHAMPIONSHIPS






Since 1993, the UW has hosted five NCAA championships and an NCAA men's basketball regional. Wisconsin will add another national championship when hockey returns to the Badger state in 2006. Madison will also be the site of a hockey regional in 2008.

The Badgers played host to the NCAA Men's Ice Hockey championship in 1993 and 1997. The 1993 event sold out in three months, the fastest sell-out in NCAA hockey history.

Wisconsin played host to the NCAA Women's Volleyball Championship in 1993 and 1998. The Badgers shattered the attendance records for the championship match and two-day event both years.

The UW was also the site of the 1998 NCAA Division I Women's Golf Championship. The event was the first national championship held at University Ridge Golf Course and the first women's championship shown live on national television.

The NCAA Men's Basketball Tournament came to Wisconsin in 2002 when the Badgers played host to a regional in the Kohl Center.




Wisconsin Traditions



SCHOOL SONGS

On Wisconsin, On Wisconsin
Plunge right through that line,
Run the ball clear down the field, boys
Touchdown sure this time.
On Wisconsin, On Wisconsin
Fight on for her fame.
Fight fellows, Fight! Fight! Fight!
We'll win this game!

Var-sity! Var-sity!
U-rah-rah! Wisconsin!
Praise to thee we sing
Praise to thee our alma mater
U-rah-rah, Wisconsin!



Badger Nickname

The nickname "Badgers" was borrowed from the state of Wisconsin, which was dubbed the "Badger State." The name didn't come from the animals in the region, but rather from an association with lead miners in the 1820s. Without shelter in the winter, the miners had to "live like Badgers" in tunnels burrowed into hillsides.

Bucky Badger

Although badgers in various forms had been the University of Wisconsin mascot for decades, the version that is currently known as Bucky, sporting a cardinal and white sweater, was first drawn in 1940 by professional illustrator Art Evans.

In 1949, a student wore a badger outfit with a papier-mâché head at the homecoming game. A pep rally was held to determine the mascot's name—Buckingham U. Badger.

Bud Song

An integral part of any Wisconsin band performance is the playing of the Bud song. The tune is a spinoff of the song "You've said it all," a jingle with words and music originally written by Steve Karen for Budweiser beer commercials. The song has become legendary at the UW because of its polka-like rhythm.

Fifth Quarter

The Wisconsin band has become nationally famous for its post-game celebration called the Fifth Quarter. Win or lose, fans sing, dance and cheer the band as it plays traditional favorites like "On, Wisconsin" and the Bud song.

On, Wisconsin

The tune was composed in 1909 by William Purdy, with the words written by UW alumnus Carl Beck, who rewrote them in 1951. Some 2,500 schools and colleges have adopted the music and changed the words to suit their needs.

Hall of Fame

The UW Athletic Hall of Fame was established in 1991 to recognize and honor former student-athletes and staff for their exemplary athletic achievement and contributions to the University of Wisconsin Athletic Department.

Badgers in the Community

The Madison community is extremely supportive of the University of Wisconsin athletic teams and its many student-athletes. In return for that support, many student-athletes and staff members take time out of their busy schedules to show their appreciation and involvement in the city of Madison and Dane County through their community service efforts.

Volunteering allows student-athletes to have a positive and meaningful impact on the Madison community. Whether it is building home with Habitat for Humanity, visiting sick children at local hospitals, being a mentor as part of Big Brothers, Big Sisters or reading to grade school children with the Bookin' it with Bucky, UW student-athletes make a difference.

Student-athletes are encouraged to assist with community service projects all year long. The student-athlete in each sport who donates the most hours to community service during the year is recognized with the community service award.

The athletic department also donates a number of tickets and memorabilia to local charities for fund-raising purposes.


2005 COMMUNITY SERVICE AWARD

Men

Basketball—Sharif Chambliss
Crew—John Dryeby
Football—Joel Nellis
Golf—Garrett Jones
Hockey—Adam Burish
Soccer—Andrew Cardona
Swimming—Joe Ebinger
Tennis—Elliot Bisnow
Track & CC—Nathan Brown
Wrestling—Tyler Turner

Women

Basketball—Ebba Gebisa
Openweight Crew—Malika McCormick
Lightweight Crew—Candice Hansey
Golf—Lindsay McMillan
Hockey—Carla MacLeod
Soccer—Marla Froelich
Softball—Boo Gillette
Swimming—Amanda Witte
Tennis—Caitlin Burke
Track & CC—Danika Styza
Volleyball—Katie Lorenzen




Top: Members of the football team assist with Habitat for Humanity.

Above: Women's soccer player Molly Meuer reads to children at Randall Elementary School.

Right: Athletic Director and Head Football Coach Barry Alvarez delivers meals for Meals on Wheels

Bottom: Members of the women's basketball team assist with Hoops for Hope.



Fetzer Student-Athlete Academic Center

The Fetzer Student-Athlete Academic Center has been helping Wisconsin student-athletes to achieve their academic goals since 1997.

The 15,000-square-foot, state-of-the-art facility serves the needs of all student-athletes. The center features an open area with carrels that can accommodate up to 30 students. There are eight study rooms of different shapes and sizes, including a 55-seat auditorium. A state-of-the-art computer lab, under coordinator Jim Eisenmann, is networked to allow access to email, the library system's electronic catalog and the web while the entire center is wired with voice/data jacks and power ports.

Associate Athletic Director David Harris supervises a staff of five advisors, four learning specialists, a life skills coordinator and a tutor coordinator who conduct the academic services offered to the more than 700 student-athletes. The advising staff of Tom Browne, Chris Butler, Jerry Darda, Mary Weaver-Klees and Alan Zussman as well as tutorial coordinator Jill Hadfield work along with learning specialists Doug Tiedt (assistant director), Dan Ott, Toni O'Keefe and Nancy Gatyas to render quality academic and personal support to student-athletes and assist coaches in providing the best possible collegiate experience. The staff, including program assistant Nancy Kreklow, has a comprehensive understanding of academics at Wisconsin, and a permanent line of communication with all university departments. Study groups, tutors and a variety of academic and career planning are available throughout the year.

Student-athletes can drop in before practice or between classes to study or meet with the advisors and learning specialists whose offices are located in the center. Sessions are offered on a one-to-one basis at a time appropriate for the student-athlete. Athletes are degree-oriented while allowing for the flexibility to explore different areas. The staff takes a personal approach to each student-athlete in determining his or her individual needs, personal or academic.

Student-athletes at Wisconsin receive recognition for outstanding academics in a number of ways on the national, conference and university level. The annual Student-Athlete Academic banquet recognizes student-athletes off the field of play.



The Fetzer Student-Athlete Academic Services Center, a state-of-the-art facility located in the lower level of the McClain Center, opened in 1997. The \$2.1 million center is one of the best in the nation and includes eight study rooms, a computer room, and a 55-seat auditorium.

CHAMPS LIFE SKILLS PROGRAM

The University of Wisconsin CHAMPS (Challenging Athletes Minds for Personal Success) is a total development program that uses athletics as a preparation for success in life. Under the direction of Kelli Richards, the CHAMPS program provides support and opportunities for student-athletes in the following areas:

Academic Excellence

To support the academic progress of the student-athlete toward intellectual development and graduation.

Athletic Excellence

To build philosophical foundations for the development of athletic programs that are broad-based, equitable and dedicated to the well-being of the student-athlete.

Personal Development

To support the development of a well-balanced lifestyle for student-athletes, encouraging emotional well-being, personal growth and decision-making skills.

Career Development

To encourage the student-athlete to develop and pursue career and life goals.

Service

To engage the student-athlete in service to his or her campus and surrounding communities.

Endowed Athletic Scholarships

At the University of Wisconsin, endowment funds to support athletic scholarships are created through gifts to the UW Foundation. A portion of the income from the endowed fund is used each year for scholarship support and the remainder is reinvested in the principal.

The following endowed scholarships, named for the donor or for someone the donor wishes to honor, provide grants-in-aid to Badger student-athletes.

For information about how to endow a named scholarship in athletics, please contact:

Trent Jackson, Director of Development—Athletics
University of Wisconsin Foundation
1848 University Ave.
Madison, WI 53726
Phone: (608) 263-4545
trent.jackson@uwfoundation.wisc.edu

Endowed Scholarships

Men's Basketball

Gordon L. and Lois V. Brunsell
Dick and Marlene Cable
Rex Capwell
Ron Krantz
Richard Ludtke Memorial
Richard W. & Ellen H. Meister
Men's Basketball Alumni
Tim & Beth Mielcarek
Albert O. Nicholas
Thomas F. Pyle
Floyd W. & Ruth B. Radel
Marv & Judy Siegart *
Verick/Gaspardo Family
Charles H. Vogts
John McMynn Williams
John E. & Glenn M. Wise

Women's Basketball

HoopTroop
Jerry & Kelley Kilcoyne *
Purple Moon Foundation I
Purple Moon Foundation II

Women's Crew

Sarah Gornick Memorial

Football

Michael & Edith Agazim Memorial
Barry Alvarez
Alan Ameche
Art Brazy
Charles H. Carpenter
Robert J. Curry Family
Raymond M. & Margaret F. Davis
Ron Dayne
Jimmy Demetral
Alfred & Bernice DeSimone
Elroy "Crazylegs" Hirsch Memorial
John Jardine Memorial
Jack F. Kellner Memorial
Ron Krantz in honor of John Jardine
Ken & Betty Kruska Family
Lloyd Larson
John Messmer
Gary Messner
Robert Monteith
Francis A. Ogden & Mary Louise Monteith
Floyd W. & Ruth B. Radel
Pat Richter
Lowell R. Robbins
Paul & Diane Root
Schreiner-Hoskins
Kenneth M. Schricker Memorial
Peter Daniel Seligman
Carl A. Silvestri Memorial
John Simcic Educational Fund
Scott Starks/Robert Brooks
David V. Uihlein/Elroy Hirsch
Troy Vincent Family
Gerald A. & Lucy Welch
Tom Wiesner

Golf (General)

Richard Ziehm Memorial

Men's Golf

Wisconsin Golf Club
Peter Gambino Memorial

Women's Golf

Frank Molinaro Memorial

Men's Hockey

Chuck & Jane Ellis in honor of John L. Riley
Howard Family
Marnee Loeffler Memorial
H. H. Petrie Memorial
Wisconsin Men's Hockey

Men's Soccer

David R. & Anne G. Nerenz

Softball

Irwin & Robert Goodman

Swimming (General)

Charles P. LaBahn

Men's Swimming

Ralph E. Petersen

Women's Swimming

Bob & Honner Cooper

Tennis (General)

Arthur & Lillian Hildebrandt
Armund J. "Pug" Schoen

Men's Tennis

Badger Crosscourt Club
C. Harvey Sorum Memorial

Women's Tennis

Badger Advantage Club
Alice Higgitt Helminiak

Men's Track/Cross Country

Mel Goldin Memorial
Jack F. Kellner Memorial
Guy Sundt
George L. Wright

Women's Track/Cross Country

Peter Tegen

Volleyball

Steve Lowe Memorial

Wrestling

Theodore & Marcella Albrecht *
Duane Kleven
Wisconsin Wrestling

Men's Athletic (General)

Jim Kalscheur/Ron Krantz I
Jim Kalscheur/Ron Krantz II
Henry McCormick Memorial
Charlie Mohr Memorial
Frank & Esther Nickerson Memorial
Allen J. Shafer

Women's Athletic (General)

Edessa K. Lines
Kit & Buzz Nordeen
Ursula Schmitt
Women's Intercollegiate Sports Club

General Athletic

Anita J. Angus
P. Goff Beach Memorial
Neal & Joann Brunner
Jim Doriot
John G. Gerlach Memorial
Warren R. Jollymore Memorial
Forrest & Mildred Kubly
Mildred K. & Kenneth J. Kuebler
Lakeland Union High School
Harold Ofstie Memorial
Kathryn E. Parkinson

Estate/Deferred/Insurance Gifts

Perry Armstrong (Athletic)
Edmund & Nancy Arpin (Football)
Ruth Elizabeth Bauch (Men's Athletic)
Carlton B. Campbell (General)
Charles Claflin
Frieda Selma Cohn (General)
Mark Cullen in honor of John Jardine (Football)
Roger Dornburg
Paul Otto Eckhardt Jr.
George Elder (General)
Alex Falch Jr. (Football)
Violet Higgitt Frank (Tennis)
Michael & Orlaine Gabert (General)
Robert Gleason
James Heineke (General)
Bradley Holmes (General)
Walter V. Holt (Men's Basketball)
Trent & Kelly Jackson (Men's Basketball & Women's Swimming)
James P. Johnson (General)
John M. Keil Family
Woodard D. Knox
Donna Lotzer (General)
Martin A. Matoushek (Football)
Ronald McDevitt (Swimming)
John B. Menn (Football)
Harold & Shirley Montross (Women's Athletic)
Bill Nathenson Memorial (Football)
Milton Neshek
Michael M. Nicholson (Football)
Thomas H. Norman (General)
Gene E. Olson (General)
Robert H. Owen (General)
Robert J. Pause
Eugene C. Peterson (General)
Janet Petrie (Football & Basketball)
David Pientok

James Plopper
Harlan B. Rogers
Charles K. & William B. Roys Memorial
Harold & Doreen Scales
William E. Schmidt
George Shinnars Family Athletic
William & Eva Mae Stolte Memorial
Butch & Ruth Strickler
William E. Walker
Jeffrey M. White Family
Francis A. & Elizabeth N. Wiesner
J. Nash Williams
Wisconsin Eastern Alumni
Dwight & Bonnie Ziegler

* Indicates rotating athletic scholarship

Ben & Lee Porter (Crew)
Margaret & Charles Prieve (General)
F. Thomas Radtke Memorial (Football)
Glenn F. Rierison (General)
William Schultz (Football)
Robert Mark Sickels (Soccer)
Richard E. Sinaiko
Lawrence C. Singer (Crew)
David Billings Smith Jr. (General)
Charles J. Sommerfeld (General)
Leone Rogers Sommerfeld (General)
Thomas R. & Mary W. Stephens (Tennis)
William & Audrey Strang (Men's Basketball)
Tom Talbot (Wrestling)
L.N. Van Dyke (Football)

Program & Operational Support Funds

Jack Albrechtson (Football-Coaches)
Alan Reid Geweke (Men's Crew)
Robert & Irwin Goodman
Aaron J. Ihde (Boathouse)
James E. Ivins (Men's Crew)
Jean W. Kilgour (Women's Athletics)
Phillip W. Mork Family (Crew)
Mike Murphy (Crew)
Louis F. Reinke
Fred H. Ripley (Crew)
Carol Robinson
Howard & Helen Rogers Estate (Crew)
Bo & Kelly Ryan (Men's Basketball)
Harry Emerson "Dad" Vail (Crew)
Wisconsin Rowing Association (Crew)
Alan Zussman Student-Athlete

Sports Medicine

The sports medicine staff provides all University of Wisconsin student-athletes with high quality health care.

Wisconsin's Sports Medicine program features state-of-the-art facilities and the services of leading sports medicine and health care professionals.

The sports medicine staff consists of team physicians, dentists, athletic trainers, and a full-time nutritionist. The day-to-day care, prevention, and treatment of injuries to Badger athletes is supervised by a staff of 12 full-time and two graduate assistant National Athletic Trainers Association (NATA) certified and State of Wisconsin licensed athletic trainers.

Under the direction of head athletic trainer Dennis Helwig, the Sports Medicine program focuses on injury prevention. Full-time athletic trainers Karen Bloch, Beth Cranley, Chuck Hart, Andy Hrodey, Laura King, Mike Moll, Clark Pearson, Henry Perez-Guerra, Kristen Walker, and Ian Wood as well as graduate assistant trainers Holli Schaible and Nicole Gehrich utilize functional measures, measure physiological capacity and outline programs to improve flexibility.

Full-time nutritionist Jeremy Isensee provides dietary analysis and supervises training table meals to enhance the performance of the student-athletes.

The Sports Medicine facility in the McClain Center features an extensive collection of therapeutic and rehabilitation equipment including a 50-foot, two-lane-rehabilitation pool and an on-site x-ray facility.


Considered one of the nation's finest, the McClain Sports Medicine Center offers an environment conducive to expedient care and a healthy return to competition.

Should an injury occur, athletes are seen immediately by team physicians affiliated with the world-renowned UW Hospital and Clinics. Medical director Dr. Ben Graf, an orthopedic surgeon, is responsible for all services provided to student-athletes. Orthopedic care is also provided by team physician Dr. John Orwin and Dr. Lee Kaplan. General medical care is directed by the head of primary care, Dr. Greg Landry, and he is joined by Dr. David Berhardt, and Dr. Kathleen Carr.

In addition to the headquarters in the McClain Athletic Facility, auxiliary athletic training rooms are located in Camp Randall Stadium, Natatorium, UW Field House, and the Kohl Center. All training areas are equipped with the finest therapeutic modalities and rehabilitative apparatus.



The Wisconsin Sports Medicine facility features an extensive collection of therapeutic and rehabilitation equipment including a 50-foot, two-lane rehabilitation pool (bottom), and an on-site x-ray facility in the McClain Center.



Head Athletic Trainer
Dennis Helwig

● ● ●

“The University of Wisconsin Sports Medicine Program is designed to provide the student-athletes of UW access to high-quality sports medicine care, and through personal interaction, enhance the academic and athletic experiences of each individual.”

**UW Sports Medicine
Mission Statement**

● ● ●

Strength & Conditioning

The Wisconsin strength and conditioning program is a key component in all of the Badger teams' success on the playing field. The program's goal is to increase the overall performance of each student-athlete, prevent injuries and help athletes reach their potential.


Strength and conditioning coordinator John Dettmann along with assistants Brian Bott, Ben Herbert, Scott Hettenbach, Bryan Miller, Mike Potenza and Greg Young work with the UW coaches to develop training programs to enhance each athlete's performance.

Badger athletes work on their strength programs in weight rooms in the McClain Center, Kohl Center and Camp Randall Stadium.


The McClain Center weight room is the largest of the facilities and features more than 45,000 pounds of free weights and more than 50 weight machines. The room has seven squat racks, eight bench press stations, eight flat-to-incline benches, six Olympic lift platforms and numerous other free weight stations.

The Kohl Center weight room is equipped with five custom-built free weight power platforms and 4,000 pounds of free weights. The room has nine pieces of cardiovascular equipment and three Vertimax jump trainers.

The Badger Den has five power stations with each station consisting of a platform for Olympic style lifting as well as a squat rack, bench press, incline bench press, pull-up station and a dip station. There are three lat-pull machines and seated row machines, a complete set of dumbbells and a complete set of plyometric boxes.



Wisconsin student-athletes benefit from seven full-time strength and conditioning coaches as well as three weight rooms in the McClain Center (top), Kohl Center (middle) and Camp Randall Stadium (right).



"The goal of the Wisconsin strength and conditioning program is to train for total athletic excellence. We profile each student-athlete upon arrival and set up specific training regimens to help athletes reach their individual potential. The plan is to build overall strength, speed, agility and stamina. Our program is comprehensive and the end result is that we are as productive on the athletic field as possible."

John Dettmann, Strength & Conditioning Coordinator

Wisconsin Sports Facilities



Top: Camp Randall Stadium is the home of the football Badgers and has a seating capacity of more than 80,000. The stadium recently completed a \$109 million renovation that includes a new office building, video scoreboards, suites and club seating as well as other improved fan amenities.

Right: The McClain Athletic Center features a 90-yard indoor practice field with artificial turf. The lower level houses the Fetzer Student Academic Center, the Sports Medicine headquarters, a fully equipped weight room, and locker rooms for football, track, softball, and soccer.





Left and Below:
The Kohl Center is the home of the Badger basketball and hockey teams. One of the finest on-campus athletic facilities in the nation, the \$76 million structure includes a separate practice gym, locker rooms, lounge areas, and coaches' offices. Prior to the 2004-05 season, a new video scoreboard and ring beam were added to the facility.




Left: The Wisconsin Field House, which seats 10,600, is the practice and competitive facility for the Badger volleyball team as well as the competitive facility for the wrestling squad.



Left: The Goodman Softball Diamond has an NCAA-regulation, natural grass field with a center-field distance of 220 feet, and foul line distances of 200 feet. The facility includes dugouts, locker areas, players' lounge, grandstand seating for 1,600 and media facilities.

Below: The new Porter Boathouse for the Wisconsin rowing programs opened in the spring of 2005.



Above: The swimming and diving teams have two pools for practice and competition. The Natatorium contains an eight-lane, 25-yard pool equipped with an automatic timing system and digital readout score board. The 50' x 40' diving well is fitted with three one-meter boards, two three-meter boards and a five-meter platform as well as a trampoline and dryland diving board, both with overhead spotting rigs. The Southeast Recreational Facility (shown above) features an indoor long course pool with movable bulkheads.

Right: Nielsen Tennis Stadium is the year-round home of the Badger tennis teams. The stadium features 18 tennis courts (12 indoor and six outdoor), five squash courts and one squash doubles court, and seats 1,500 spectators.





Top: University Ridge, one of the finest golf courses in the Midwest, features a par-72, 18-hole course, 15,000-square-foot practice green and a 5,000-square-foot chipping green.

Right: The McClimon Outdoor Track and Soccer Complex, which is fully lighted, features a 400-meter Martin rubber surface with throwing and jumping areas in the infield. The soccer field is Olympic size and has natural grass.



Left: The Camp Randall Memorial Sports Center, or Shell, which seats 2,500 fans, features a 200-meter Martin rubber track with throwing and jumping areas in the infield.

Madison: A Great College Town

Welcome to Madison! You will discover the best of all worlds in Wisconsin's vibrant capital city: natural beauty and outdoor recreation, stimulating cultural offerings, distinctive restaurants and shops, and a spirit of fun.

Madison is consistently ranked by national publications and their readers as one of the best places to live, work and play. As host to a wealth of cultural offerings, intellectual pursuits and recreational opportunities, Wisconsin's capital rivals the urban sophistication of larger metropolitan areas, while maintaining the ease, convenience and friendliness of a smaller community.

Built on an isthmus between lakes Monona and Mendota, Madison is also renowned for its beautiful four-season scenery. A total of five area lakes, over 200 parks and endless miles of paved trails provide an abundance of year-round outdoor activities, from hiking, biking, swimming and sailing to cross-country skiing, ice skating and ice fishing.

Throughout the year, the area welcomes a multitude of exciting annual events like February's Kites on Ice, where kites and kite enthusiasts from around the world converge to fly their brilliant kites upon one of the city's frozen lakes; April's Wisconsin Film Festival, featuring more than 100 experimental and independent films; the Dane County Farmers' Market attracting 18,000 visitors to the Capitol Square to partake in one of the finest farmers' markets in the country; and September's Ironman Wisconsin Triathlon, a grueling and inspiring race held in the Madison area.

Whatever your preference for relaxation or recreation, you'll find plenty to do in Madison.




Top: The State Capitol is the center of Madison's isthmus between Lakes Mendota and Monona.

Right: State Street is home to numerous shops and restaurants.

Bottom: Large crowds turned out in support of the 2003 Ironman in Madison.



Photo by A. Nicolette



"No better college atmosphere can be found anywhere than in Madison with so many things to do. People come just to see how much students care for and love the opportunities the campus offers."

Princeton Review, 2004

Life in Madison

August 2005

One of 18 Perfect Towns That Have it All—*Outside*

Spring 2005

#4 "Brainiest" City in the Country—
American City Business Journals Inc.

May 2005

One of 10 Best Metros for Business and Careers—*Forbes*

April 2005

Madison Public Schools #3 in the Nation—
Expansion Management Magazine

April 2005

One of America's Top Ten Green Cities—*The Green Guide*

November 2003

Healthiest City for Men—*Men's Health Magazine*

September 2003

#1 Best College Sports Town—*Sports Illustrated on Campus*

June 2003




Friendliest City in the Midwest—*Midwest Living*

June 2003

#2 Among America's Best Places to Live and Work—
Employment Review

February 2003

#5 Campus Scenes That Rock—*Rolling Stone*



**FOOTBALL****2005****SCHEDULE**

SATURDAY	SEPT. 3	BOWLING GREEN	11 a.m.
SATURDAY	SEPT. 10	TEMPLE	11 a.m.
Saturday	Sept. 17	at North Carolina	6 p.m.
SATURDAY	SEPT. 24	MICHIGAN	6/6:45 p.m.
SATURDAY	OCT. 1	INDIANA	TBA
Saturday	Oct. 8	at Northwestern	TBA
Saturday	Oct. 15	at Minnesota	TBA
SATURDAY	OCT. 22	PURDUE	2:30 p.m.
Saturday	Oct. 29	at Illinois	TBA
Saturday	Nov. 5	at Penn State	TBA
SATURDAY	NOV. 12	IOWA	TBA
Friday	Nov. 25	at Hawaii	8 p.m.

Home games listed in CAPS are held at Camp Randall Stadium. All times are Central. For ticket information, call 1-800-GO-BADGERS or visit the Web site.

UWBADGERS.COM
The Official Website
of Wisconsin Athletics

