



LIBRARIES

UNIVERSITY OF WISCONSIN-MADISON

UW football guide 1996.

Madison, Wisconsin: UW Sports Information Office, 1948


<https://digital.library.wisc.edu/1711.dl/V4U5WL5WV7QWS8U>

<http://rightsstatements.org/vocab/InC/1.0/>

The libraries provide public access to a wide range of material, including online exhibits, digitized collections, archival finding aids, our catalog, online articles, and a growing range of materials in many media.


When possible, we provide rights information in catalog records, finding aids, and other metadata that accompanies collections or items. However, it is always the user's obligation to evaluate copyright and rights issues in light of their own use.

WISCONSIN



Pete Monty, 48 Tony Simmons, 82
Tarek Saleh, 42

1996



*Clockwise from top: Carl McCullough,
Donald Hayes, Jamie Vanderveldt,
Daryl Carter, Cyrill Weems*

'96 Wisconsin Football

Quick Facts

Location: Madison, WI
Founded: 1848
Enrollment: 40,305
Nickname: Badgers
Colors: Cardinal & White
Stadium: Camp Randall
Capacity: 76,129
Chancellor: David Ward
Athletic Director: Pat Richter
Coach: Barry Alvarez
Alma mater: Nebraska '69
Record: 33-31-4 (6 years)
Career record: same
1995 record: 4-5-2
1995 Big Ten: 3-4-1 (T7th)
Lettermen back/lost: 41/19
Starters back/lost: 16/6

CREDITS

The 1996 UW football guide was produced by the UW Sports Information Office: Steve Malchow, Director; Justin Doherty, Associate; Julie Kluge, Assistant; Dan Meyer, Intern.

Photographers: Greg Anderson, Del Brown, Jay Salvo, Jeff Miller, Andy Mendelson, Cary Schlimovitz, David Stluka and Steve Woltmann.

Cover design: Earl J. Madden, UW-Madison Dept. of Publications

The Wisconsin football media guide is available to the general public by sending cash, check or money order for \$15 to Barb Wyatt, Sports Information Office, 1440 Monroe Street, Madison, WI 53711.

WHY WISCONSIN?

Academics & Athletics	2
Community Service	3
Athletic Department Success	4
Big Ten Conference	5
NFL	6-7
Camp Randall Stadium	8-9
Football Facilities	12
McClain Center	13
Campus Life & Madison	14-15
The University	16-17
Academic Support	18-19
Strength & Conditioning	20-21
Media Exposure	22
Equipment Room	23
Training Room	24-25
Walk-ons	26
Badger Almanac	27-32

PREVIEW

Outlook	34-37
Depth Chart	38
Pronunciation Guide	38
Rosters	39-44

PERSONNEL

Head Coach	46-51
Coaching Staff	52-61
Support Heads	62-63
Chancellor	62
Director of Athletics	63
Administration	64-66
Veteran Players	70-100
Rookie Players	101-04

REVIEW

Results & Statistics	106-07
'95 Review	108-09
Game-by-game	110
Lineups	111
Individual Statistics	112-13
Statistical Items	114
Honors & Awards	115
'95 Big Ten Review	116-20
Summaries	121-26

HONORS

Big Ten Champions	128-32
Bowl Records	133
Bowl Summaries	134-37
Captains	138
All-Americans	139-44
Retired Numbers	144
All-time Team	146
College Hall of Fame	147
Academic Awards	148-49
NFL	150-54
All-Big Ten	155
Team Awards	156-57
All-star Games	158-59
Heisman Trophy	160
Lettermen	161-69
UW History	170

RECORDS

Team Records	172-73
Individual Records	174-208
Opponent Bests	209
Camp Randall Records	210
TV Record	212
Coaches' Records	213
Attendance	216-19
Weekly Polls	221
Trends	222-23
Largest Margins	225
Yearly Records	226-27
Scores	228-34
Series Scores	235-37
The Last Time	238

OPPONENTS

Opponents	240-51
'96 Big Ten Schedule	252

MEDIA INFORMATION

Media Information	254-55
Staff Directory	256
Primary Media	257
Radio & TV	258-59
Sports Information Staff	260
Directions to the Stadium	261
'96-97 Bowl Schedule	262
Future Schedules	263
Index	264



A Commitment to Athletics & Academics at the UW



Achieving national recognition in both academics and athletics is a difficult challenge for universities today. The University of Wisconsin is one of the few institutions that has earned praise for its work in the classroom and on the field of play.

With its admittance to the Association of American Universities (AAU), the UW-Madison has been recognized for its solid reputation in the academic world. Indeed, only 56 schools nationally are in the AAU.


Balancing the academic requirements of an outstanding institution with the demands of collegiate athletic competition is difficult. However, the University of Wisconsin has attacked the challenge and succeeded.

Inclusion in the Association of American Universities and a pair of recent bowl championships are evidence that academics and athletics do indeed mix at the University of Wisconsin-Madison.





Every spring the Badger football squad participates in a community outreach activity. Wisconsin gridiron players are also frequent visitors to local hospitals and speakers at area high schools.




Badgers Pitch In To Help Out Madison And Its Residents

Every off-season, the football team works on a community service project to give something back to the city of Madison. Wisconsin players take great pride in their city, and the community takes great interest in the football program.

Among the projects that the Badgers have volunteered for recently were landscaping and cleanup days in the Allied Drive and Vera Court neighborhoods. The club has also participated in several walk-a-thons for worthy causes.

Players and coaches make appearances throughout the year at local hospitals, area schools and a variety of other charity functions.



Wisconsin Athletics Ranks Among The Nation's Best

The Wisconsin Badgers once again demonstrated that they are one of the NCAA's top all-sports programs in 1995-96.

Boosted by an NCAA title in men's soccer, the Badgers placed 15th in the Sears Director's Cup, which recognizes all-around excellence.



The school claimed Big Ten titles in men's soccer, cross country, indoor and outdoor track and women's cross country, tennis and outdoor track.

Wisconsin's all-sports program ranked 2nd in the Big Ten after winning a school-record seven league team titles.


Sport	Big Ten	NCAA
M-Crew	—	3rd
W-Crew	—	3rd
M-Cross Country	1st	14th
W-Cross Country	1st	10th
Football	T7th	—
M-Golf	2nd	—
W-Golf	10th	—
Hockey	6th	—
M-Soccer	1st	1st
W-Soccer	2nd	18th
M-Swimming	10th	—
W-Swimming	2nd	21st
M-Tennis	10th	—
W-Tennis	1st	T9th
M-Track (in)	1st	12th
W-Track (in)	2nd	9th
M-Track (out)	1st	6th
W-Track (out)	1st	11th
Volleyball	7th	—
Wrestling	8th	18th



The 1995 NCAA men's soccer champions.



THE NATION'S BEST BOWL ARRANGEMENT



Big Ten football is about competition between the finest schools in the nation each and every week.

Big Ten Football: Tradition, Success, And Exposure

Since its beginning more than 100 years ago, the Big Ten has been recognized as one of the premier athletic leagues in the nation. In a time when consistent excellence is difficult to maintain, the Big Ten continues to be a showcase for the finest achievements in athletics and academics.

Evidence of Big Ten football's popularity is found in the consistently high TV ratings and number of appearances. The Big Ten features 11 institutions in eight states and reaches into such metropolitan areas as Chicago, Detroit, Milwaukee, Minneapolis, New York, Cincinnati, Indianapolis, Philadelphia and Pittsburgh.

Established in 1896, the Big Ten is the oldest intercollegiate conference of major academic and research institutions in the nation.

Much of the league's storied history is built around legendary players and coaches like Alan Ameche, Red Grange, Tom Harmon, Nile Kinnick, Archie Griffin, Crazylegs Hirsch, Dick Butkus, Woody Hayes and Bo Schembechler.

Wisconsin Helps Its Badgers Prepare For Professional Football

If getting a chance to play in the National Football League is your dream, the Wisconsin football program can be your ticket to earning that opportunity.

Playing in the Big Ten and at the University of Wisconsin attracts the attention of pro coaches and scouts.

Talent evaluators frequent the Madison campus to watch films, speak with coaches and rate the prospects of all team members.


The staff holds a pro scouts day each spring when evaluators come to campus to view a workout session showcasing players' abilities.

Pursuing a pro football dream is up to you. The University of Wisconsin can enhance your chances.



*Jeff Dellenbach
New England Patriots*


Photo by David Silverman




Chuck Belin, St. Louis Rams



*Chad Cascadden
New York Jets*



*Paul Gruber
Tampa Bay
Buccaneers*




*Jason Burns
Cincinnati Bengals*

Photo by David Stluka




Rafael Robinson, Seattle Seahawks


Photo by Hunter R. Martin



Dan Turk, Oakland Raiders



Joe Panos, Philadelphia Eagles



Cory Raymer, Washington Redskins

Terrell Fletcher
San Diego
Chargers




Photo by Thom Vollenweider

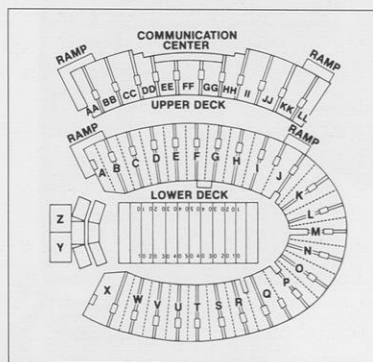
Camp Randall Stadium Is Home To Badger Football

Camp Randall Stadium, built in 1917, is the home for Wisconsin's football team. The 76,129-seat facility ranks among the nation's largest school-owned stadiums.

Distinguished by its impressive double-deck structure and horseshoe design, Camp Randall Stadium has been the site of 422 Wisconsin football games, which attracted more than 19 million fans.

Besides the field, Camp Randall houses the athletic department offices, lounges and study areas for athletes, as well as film, training and weight rooms and a display of football memorabilia.


The Stadium is the centerpiece of the athletic complex. Located on the same block on the west side of campus are the McClain Athletic Facility and the UW Field House.



Each Saturday during the fall, a capacity crowd at Camp Randall Stadium becomes the sixth-largest city in the state of Wisconsin.

1995 NCAA Football Attendance Leaders

School	Total	Avg.
1. Michigan	726,368	103,767
2. Tennessee	662,857	94,694
3. Penn State	561,546	93,591
4. Ohio State	561,057	93,510
5. Florida	510,832	85,139
6. Georgia	503,687	83,948
7. Auburn	568,266	81,181
8. Wisconsin	469,330	78,222
9. Nebraska	529,616	75,659
10. Florida State	448,150	74,692
Conference	Total	Avg.
1. Big Ten	4,592,499	67,537
2. Southeastern	4,827,834	63,524
3. Big Eight	2,414,804	48,296



Camp Randall Stadium



THE HISTORY

Camp Randall Stadium and its grounds had a rich history prior to its affiliation with UW athletics.

In the days before the Civil War, the site was owned by the Wisconsin Agricultural Society, which held its annual state fair on the grounds.

When hostilities broke out in 1861, the society gave the land to the government for a major military training center. More than 70,000 troops attended training drills at the Camp Randall complex.

After peace was restored nationally, the land was returned to state fair property. The fair later moved to Milwaukee, and Wisconsin's Civil War veterans urged the legislature to purchase the land. In 1893, the state presented the site to the university as a memorial athletic field.

Intercollegiate athletics began on campus in 1881, and football joined the scene in 1889. The first games were played on the lower part of campus. The stadium was built at its present site in 1913. A collapse of the wooden bleachers in 1915 prompted the UW to make plans for concrete stands.

STADIUM CONSTRUCTION

Two years later, a 10,000-seat concrete stadium was built with a grant of \$15,000 from the state legislature. The rest of the money came from department revenues.

The first game played in Camp Randall Stadium was a 10-7 victory over Minnesota in 1917.

Capacity of the structure has increased several times, jumping to 51,000 by 1951. A revision of the seating in 1955 boosted the capacity to 52,788. In 1958, the running track was removed, the field was lowered 10 feet and capacity increased to 63,435. A deck on the west side was added in 1966, raising the capacity to 77,745. Restructuring in the student section in '94, lowered capacity to its present level of 76,129.

The Communications Center, which is one of the Midwest's best facilities for working media, was built after the 1966 season. The three-level structure includes areas for media, game personnel, department officials and patrons.

Facility improvements have continued into this decade with the installation of an artificial turf playing field in 1990 and a computerized scoreboard and message center in 1992.



Fun & Excitement At Camp Randall Can't Be Topped

Football in the Big Ten and at Wisconsin is something special. Playing in one of the most prestigious conferences, whose crowds are large and enthusiastic, is what Wisconsin football is all about.

Camp Randall Stadium on a fall day is one of the most picturesque backdrops in the nation for college football. The stadium is bordered by a wooded residential area and is within walking distance of Lake Mendota.

Besides exciting gridiron action, fans enjoy some of the most entertaining pre-game tailgating in the nation and a post-game band celebration called the "Fifth Quarter" that is unrivaled.



"When you come through that tunnel, it always has you tingling. The red, your family. I can't even begin to explain how exciting it is."

Former Badger Lee DeRamus

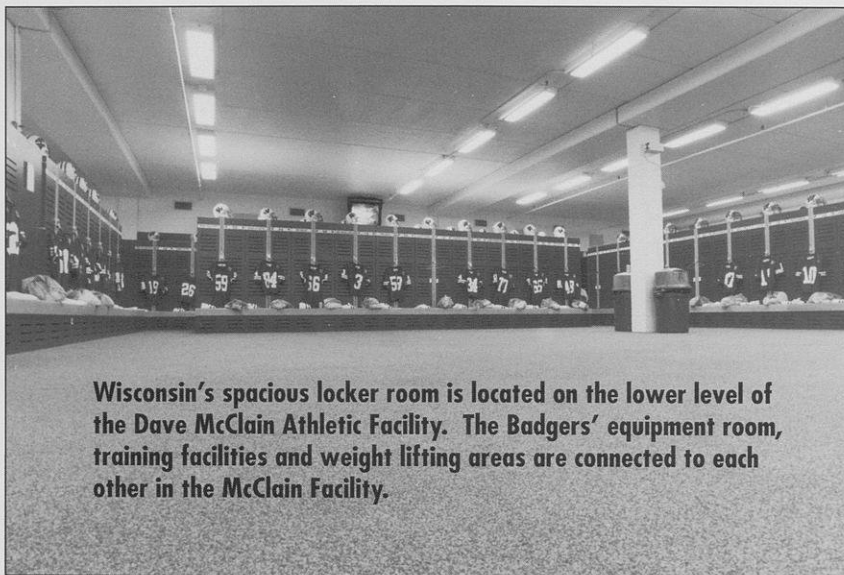


First-class Facilities: Indoors, Outdoors & At Preseason Camp


Football practice facilities at the University of Wisconsin are first rate. The Badgers utilize Camp Randall Stadium as well as a grass field adjacent to the Stadium for outdoor workouts. In inclement weather, the UW squad moves into the climate-controlled McClain Athletic Facility.

Wisconsin is one of the few schools in the nation that has an off-campus facility for its fall training camp. The Badgers spend their sessions at the Holy Name Catholic Center in Middleton, Wis.

With its multiple grass fields as well as dining, meeting and sleeping facilities, the Holy Name Catholic Center is the top fall training camp facility in the Big Ten.




Wisconsin's spacious locker room is located on the lower level of the Dave McClain Athletic Facility. The Badgers' equipment room, training facilities and weight lifting areas are connected to each other in the McClain Facility.





The Dave McClain Athletic Facility (shown above) is a state-of-the-art indoor training facility used by the Badger football team. Pictured to the left is a 150-seat auditorium, used for team meetings, and an artist's rendition of the new academic learning center on the lower level of the McClain Athletic Facility.



The Dave McClain Athletic Facility

The Dave McClain Athletic Facility, opened in 1988, is a symbol of the Athletic Department's commitment to maintaining a first-class sports program.



The 166,264-square foot facility compares favorably with the best indoor training centers in the nation. Named in honor of the late UW football coach Dave McClain, the structure provides a suitable environment for practice during inclement weather.

A 76,380-square foot main floor features an artificial surface field (90 yards) with a ceiling high enough for kicking. The lower level includes locker rooms, training facilities and a spacious weight room.

The second level includes a theater-style auditorium (with seating for 150), classrooms for individual position meetings and a players' lounge. The facility cost \$9.5 million to build.

McClain, the Badgers' coach from 1978-85, died of a heart attack in 1986.

Madison Is A Capital City In An Energetic University Setting


Madison is home to both the University of Wisconsin and the state capital. One of the Midwest's most vibrant communities, Madison offers an endearing quality of life to its residents and students.


The centerpiece of the city is the State Capitol. The campus is west of the Capitol and offers easy access to shopping malls, restaurants for every taste and popular night spots.

With a diverse population of nearly 200,000, Madison offers the unique combination of big-city excitement and small-town charm.

The 900-acre campus is located among gentle rolling hills and wooded areas between Lakes Mendota and Monona. Filmmakers have selected the campus as the location for films about college life; one was the 1986 summer hit *Back to School* starring Rodney Dangerfield.

One of the best loved and most visited areas of the campus is the Memorial Union Terrace, where students sit and study or socialize against a backdrop of sailboats, windsurfers and swimmers enjoying Lake Mendota.





Nation's No. 1 City

Madison was listed first on *Money* magazine's 1996 list of the nation's most livable cities. Following are excerpts from its seventh annual survey.

"A popular t-shirt sold in Madison describes the state capital and home of the UW as the 'alternative to reality.' That's about right. Madison offers special attractions.

"Madison's awesome beauty and laid-back style appeal to most everyone. Walk along State Street's thriving pedestrian mall and you'll see the elderly on bicycles and yuppies moving around the street vendors, New Age stores and coffee shops."





Students lay claim to Bascom Hill to visit with friends, study or just relax.

The University Of Wisconsin-Madison

The University of Wisconsin, founded in 1848, has been recognized throughout its history as one of the nation's leading institutions of higher learning. *U.S. News & World Report*, in a 1993 issue, included UW-Madison in a list of the "Best College Buys."

From the initial class of 17, the student population has grown to a current enrollment of more than 40,000 students, the sixth-largest school in the U.S.

- Wisconsin is one of just 56 members of the Association of American Universities, the most prestigious organization in higher education in the U.S.
- University libraries house more than 5.4 million volumes, 13th-most in the nation according to the Association of Research Libraries.
- The UW had \$372 million in research and development funds in 1994, third-most in the nation according to a National Science Foundation survey.
- According to a *Standard & Poor's* survey, Wisconsin is one of the nation's top producers of corporate executives, ranking second in undergraduate degrees.
- *U.S. News & World Report* rated the UW-Madison's sociology department as No. 1 in the nation. Additionally, the magazine ranked psychology 12th, history 9th, political science 10th, economics 11th and engineering 12th.
- The 1983 Assessment of Research-Doctorate Programs in the United States reported that 15 departments on campus were rated in the top 10 nationally.
- The University boasts the top-rated Department of Education in the nation according to 1990 and 1994 studies conducted at the University of Illinois.
- Throughout its history, the UW-Madison has produced 12 Nobel Prize winners, 22 Pulitzer Prize winners, 44 members of the National Academy of Sciences, 14 members of the National Academy of Engineering and two members of the National Academy of Education.



"Athletics is a connecting point among the people of Wisconsin. Win or lose, people like to talk about and reflect on sports, and they like to be part of the excitement and camaraderie that college athletics inspires. The success of Badger athletics poses our university in the national spotlight and offers the country another window through which to view our mission."

David Ward
UW-Madison Chancellor



Fiske's Guide to Colleges 1994

"A list of first-rate academic programs at Madison would be as complete as a college catalog elsewhere. All in all, it is a non-stop festival that students sum up as 'diverse, intellectual, fashionable and moderately hedonistic'. The UW-Madison remains one of life's gold mines for those willing to dig."

Yale Daily News: Insider's Guide to Colleges 1991


"You'll find opportunities at Madison limited only by your ambition. Almost all departments at Madison receive solid reviews from students."

How to get an Ivy League Education at a State University

"In many ways, UW-Madison provides an excellent college environment: rigorous academic standards, a competent hard-working student body, a diversity of political and social views passionately espoused, a large population of international students, school spirit and a college town that is cosmopolitan yet hang-loose."

Barron's 300 Best Buys in College Education

"If you do make the effort, you may be getting the biggest bang for the buck in American education."





Student Affairs Office Oversees Academic Progress

The primary objective of the Department of Academic and Student Affairs office is to ensure the academic success of all UW student-athletes. Counseling and advising services, plus a number of academic help programs, are offered to all student-athletes at the University.

The academic and student affairs staff assists the UW's 700 student-athletes in registration and course selection, monitoring progress toward degrees, in career guidance and to serve as valuable resource people.

Staff members work with student-athletes who desire extra academic help. The department utilizes the services of more than 100 tutors to provide one-on-one assistance or group study help.

The department arranges for exam proctoring, offers advice on resume preparation and coordinates the grant-in-aid program. Support groups are offered to students who become medically or academically ineligible for competition.



UW-Madison is one of the leading research institutions in the nation.

Colleges & Schools


Agricultural & Life Sciences
 Business
 Continuing Studies
 Education
 Engineering
 Environmental Studies
 Family Resources & Consumer
 Science
 Graduate
 International Studies
 Law
 Letters & Science
 Journalism & Mass Communication
 Library & Informational Studies
 Medical
 Music
 Natural Resources
 Nursing
 Pharmacy
 Social Work
 Veterinary Medicine

Football Graduation Rates At The University Of Wisconsin Since Alvarez' Arrival


Year	Total Players*	Players* who did graduate	Players* who didn't graduate	Grad. Percent
1990	21	20	1	95.2
1991	10	8	2	80.0
1992	18	17	1	94.4
1993	17	16	1	94.1
1994	27	22	5	81.5
1995	17	17	0	100.0

* — players who stayed at Wisconsin until their senior year

Additionally, the Wisconsin Department of Athletics posted its best-ever academic semester in the fall of 1995. Nearly half (48 percent) of the student-athletes posted grade-point averages of at least 3.0. The 21 sports achieved a combined GPA of 2.89.



A degree from the University of Wisconsin represents success at one of the most-respected institutions of higher learning in the United States.




Building Better Badgers Through Strength Program

The Wisconsin strength and conditioning program is a sophisticated blend of science, technology and one-on-one attention to each athlete. Throughout the year, UW athletes spend more time working on strength and conditioning than any other aspect of their game.

During the off-season, athletes work on strength improvement, speed, power, agility and conditioning. The in-season program is devoted to the continuation of strength gains and performance-related conditioning.

Each year when freshman players arrive, baseline measures of strength, speed, power, agility, flexibility and endurance are collected. Measures of body composition, weight and frame size are also recorded. With this information, goals are set for development and maintenance. Individual programs are established for each Badger player.

The University of Wisconsin also offers a sports nutrition program, which assists athletes in meeting their nutritional needs.



First-Year Gains

When Badger freshmen first report to campus, the UW strength and conditioning staff takes baseline measures of their physical abilities. Frequently, players make their greatest gains during their first seasons on campus when they get an opportunity to use the football program's training regimen. Shown below are several of the Badgers' redshirt freshmen and their physical gains from when they reported in August of 1995 to March of 1996.


Player	Vertical Jump		Pro Agility		Bench Press	
	Aug.	March	Aug.	March	Aug.	March
Tom Burke	33.75	35.00	4.68	4.45	350	445
Marcus Carpenter	28.00	31.00	4.73	4.40	290	365
Donny Eicher	27.00	28.50	4.35	4.27	290	325
Tim Rosga	26.00	29.50	4.42	4.24	185	265

Free Weights

- 45,000 pounds of free weights
- 8 squat racks
- 8 bench press stations
- 8 incline press stations
- 10 flat-to-incline benches
- 4 military press stations
- 5 power clean platforms
- 6 lunge/set-up platforms

Conditioning Machines

- 8 pull/push down stations
- 3 complete sets of dumbbells
- 3 neck machines
- 1 arm development area
- 2 bear squat machines
- 3 leg extension machines
- 3 leg curls machines
- 1 multi-hip station
- 2 dip/leg raise stations
- 2 hyper extensions
- 2 leg sleds
- 1 seated calf machine
- 2 standing calf machines
- 2 stairmasters
- 3 Universal aerobicycles
- 8 hammer machines
- 1 Nautilus assisted chin/dip



John Dettmann is the Badgers' strength and conditioning coordinator.



Wisconsin Is A Favorite Choice For TV Executives

Playing college football in the Big Ten and at the University of Wisconsin is an opportunity for success, excitement and exposure.



Badger football is unique with its intense media coverage. Among the many media outlets that cover Wisconsin football are three local television stations, three radio networks, three major newspapers — two in Madison and one in Milwaukee — two student papers and a specialty publication dedicated solely to UW sports.


Coach Barry Alvarez, Badger players and the Wisconsin team were featured in nearly every major metropolitan newspaper during their Rose Bowl run of 1993. The Badgers have performed on ABC or ESPN national television 20 times in the last three years.

All games are broadcast on a state-wide radio network. Home games are replayed on public television's state-wide network each week. Alvarez has a weekly media session that routinely draws 20-plus reporters. Local media members cover Badger football on a daily basis, interviewing players after nearly every practice.



Former Badger Terrell Fletcher (below) is interviewed by ESPN after a record-breaking performance in the Hall of Fame Bowl. Jack Arute (right) has handled sideline reporting duties at UW games.







Uniforms & Pads Are Custom- Fitted At The UW

The Wisconsin equipment staff handles all the ordering and inventory of athletic gear for the football team.

Director Jim McCormick oversees an operation that custom fits all Badger football players for pads, jerseys, shoes and helmets.

The state-of-the-art equipment center is headquarters for the Wisconsin staff. Its unique design and location in the locker room makes it easily accessible to all players and improves its function on both game and practice days.

McCormick and his staff work closely with Coach Barry Alvarez to guarantee that Wisconsin football players have both the safest and most-innovative equipment available to insure peak performance.




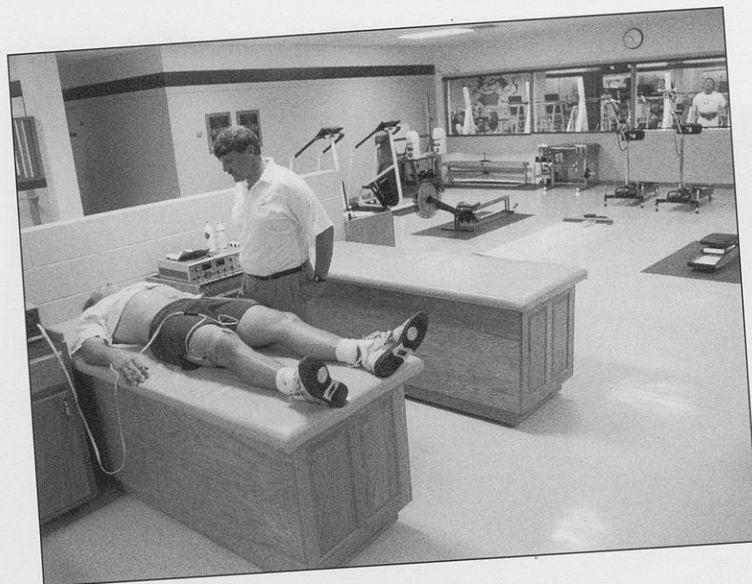
Sports Medicine Facilities Provide Total Care

The Wisconsin sports medicine program features first-class facilities and the outstanding services of leading sports medicine and health care professionals.

The sports medicine program focuses on injury prevention. Staff members utilize Cybex strength-testing devices, provide dietary analyses, measure physiological capacity and outline programs to improve an athlete's flexibility.

The UW is one of a handful of schools with an on-site X-ray machine, enabling physicians to quickly and thoroughly evaluate injuries and prescribe treatment.

Athletic trainers and physicians work together to design rehabilitation programs for injured athletes. A wide variety of facilities and equipment, including a rehabilitation swimming pool, Cybex equipment, the Impulse Inertial Exercise System, Stairmasters, and Fitron Bicycles, help athletes rehabilitate injuries and minimize the loss of fitness during recuperative time.





Head trainer Dennis Helwig (left) and one of his staff assistants gives help to linebacker Daryl Carter.

Walk-ons Get A Real Chance At Wisconsin

Not all high school football players earn scholarships to compete in college. That doesn't mean there isn't an opportunity for those individuals, especially at the University of Wisconsin, where walk-on athletes have a history of contribution.

Joe Panos became a walk-on success story. Panos transferred from UW-Whitewater in 1991. He changed positions at UW, earned a scholarship, became a three-year starter, captained the Rose Bowl team and now plays for the Philadelphia Eagles.

"Walk-ons have that extra drive because they're trying to prove something," said Alvarez. "I love that spirit and determination in my players."



Among the walk-on success stories under Alvarez are academic all-Big Ten selections Korey Manley, Jeff Rasmussen, Sam Veit and Chad Cascadden. Aaron Norvell was the team's leading tackler as a senior and Chris Hein and Rick Schnetzky were starters on the Rose and Hall of Fame Bowl teams.

"I certainly appreciated the opportunity that the Wisconsin coaches gave me to prove my worth. There is a genuine attempt at helping walk-ons develop, both as players and people."


Philadelphia Eagle Joe Panos

"Walk-ons are important to the success of our program. There's a history of walk-on success here. Without question, there is a very real chance to earn a scholarship through this program."

Head Coach Barry Alvarez



Chris Hein (above left), Chad Cascadden (above right) and Joe Panos (below) all earned scholarships at the UW after beginning their careers as walk-ons. Cascadden (Jets) and Panos (Eagles) are currently in the NFL.



Facts, figures and legend from 107 years of Badger football

Agenda for '96 — Here are some key dates for the 1996 Wisconsin football team.

Aug. 13: Freshmen report to camp
Aug. 16: Varsity players report to camp
Aug. 17: Two-a-day practices begin
Aug. 18: Media Day (not open to the public)
Aug. 25: Fan Appreciation Day (open to the public)
Sept. 3: First day of classes
Sept. 7: Season opener vs. Eastern Michigan

Alvarez vs. Wisconsin — Coach Barry Alvarez was a linebacker for the Nebraska teams which played Wisconsin in 1965 and 1966. In the 1966 contest, Alvarez intercepted a John Ryan pass at the Nebraska 28-yard line and returned it 25 yards. Nebraska won both games — 37-0 (in '65) and 31-3 ('66) — in which Alvarez participated.

Ameche, Alan — Born in Italy as Lino Dante Ameche, the future Heisman Trophy winner changed his name to Alan at age 16. Lino, in his mind, was not rugged enough.

Widely respected for his strength as a youth, he won the light heavyweight Golden Gloves novice championship of Kenosha by default. All of his rivals dropped out after learning Ameche had entered the tournament.

During his college recruitment, he was being heavily pressured to attend Notre Dame by Fred Miller, the philanthropic owner of Milwaukee's Miller Brewing Co. Wisconsin partisans, however, threatened a boycott against the buying and consumption of Miller beer if Ameche attended Notre Dame. Under threat of boycott, Miller backed off and Ameche signed with Wisconsin.

In 1953, when rules changes made it necessary for him to be an all-purpose player, Ameche played defense with

such ferocity that he ended up playing 55 minutes or more in each game, prompting a nickname, "The Iron Horse."

Ameche, drafted by Baltimore, eventually turned down a lucrative offer to join the pro wrestling tour and signed with the Colts. He led the NFL in rushing his first season and was named Rookie of the Year.

Ameche passed away following heart surgery in 1988 at the age of 55.

Artificial turf — The artificial turf at Camp Randall Stadium was first installed in 1968. Wisconsin was the second school in the nation to install Tartan Turf, which was designed by the 3M Company. The \$210,000 project was funded by the UW Parking and Transportation Board in exchange for permission to convert practice fields on the north end of Camp Randall into a 500-car parking lot. That initial surface turned black in some areas when the green fiber tips broke off, so 3M sprayed the field green for the 1969 season.

Badger nickname — The sports program's nickname, "Badgers," was borrowed from the state of Wisconsin. The territory was dubbed the "Badger State," not because of animals in the region, but rather an association with lead miners in the 1820s. Prospectors came to the state looking for minerals. Without shelter in the winter, the miners had to "live like badgers" in tunnels burrowed into hillsides.

Bakken, Jim — Wisconsin's special events coordinator played 17 years in the NFL for St. Louis, setting almost all of the team's placekicking records and retiring as the team's all-time leading

Notable Alumni

Arts

Mason Adams, Emmy Award-winning actor on "Lou Grant;" **Joan Cusack**, actress in "Working Girl;" **Thomas Miller**, writer of "Happy Days" and "Laverne and Shirley;" **Joyce Carol Oates**, novelist; **Daniel Travanti**, Emmy Award winning actor on "Hill Street Blues;" **David and Jerry Zucker**, producers of "Airplane," "Naked Gun" and "Ruthless People"

Business

Susan Davis, CEO of Susan Davis Companies; **Norman Dean**, president of Hills Brothers Coffee; **Robert Froehle**, CEO of IDS Mutual Fund Group; **Lee Raymond**, chairman of Exxon

Government

Gov. Tommy Thompson (Wisconsin); **Sen. Herb Kohl** (Wisconsin); **Sen. Russ Feingold** (Wisconsin); **Sen. Charles Robb** (Virginia); **Mayor John Norquist** (Milwaukee); **Mayor Paul Soglin** (Madison)


Journalism

Jeff Greenfield, news analyst of ABC Nightline; **Steven Bornstein**, President of ESPN & ABC Sports; **Rudy Martzke**, sports columnist of *USA Today*; **Len Shapiro**, sports reporter of *The Washington Post*

Sports

Jim Carey (Capitals), **Chris Chelios** (Blackhawks), **Michael Finley** (Suns), **Suzy Favor** (Olympic hopeful); **Paul Gruber** (Buccaneers), **D. Wayne Lucas** (horse trainer), **Paul Quantrill** (Blue Jays); **Mike Richter** (Rangers), **Bud Selig** (Baseball Commissioner), **Judith Sweet** (former president of the NCAA); **Troy Vincent** (Dolphins)

Bucky Badger



Bucky Badger is the nation's most-popular athletic department mascot. ESPN SportsZone staged a fan participation poll during last year's Final Four basketball tourney to determine America's favorite mascot. Bucky edged the Orange from Syracuse 50.5-49.5% to claim the first-ever national title. In a bracketed tourney-like format, UW defeated St. Joseph's and Western Kentucky and Nebraska to make the finals.

scorer. He set NFL records in '70 converting seven of nine field goals in a 28-14 win over Pittsburgh. Bakken was selected by the Los Angeles Rams in the 1962 draft by general manager Elroy Hirsch, the former Badger great.

Band caps — When a Badger team wins an athletic contest, members of the band turn their hats around and wear them backwards. The practice started in the 1920s to symbolize the band looking back at the victory in days when they marched out with the departing crowd.

Bucky Badger — Badgers in various forms have been recognized as the school mascot for decades. The version currently known as Bucky, sporting a cardinal and white letter sweater, was first drawn in 1940 by artist Art Evans. At that time, the badger went by names like Benny, Buddy, Bernie, Bobby and Bouncey. Art Lentz, the department's publicity director, had the idea to bring the mascot to life.

The original badger mascot was too vicious to control. On more than one occasion, the live badger escaped handlers before a sideline hero recaptured the animal with a flying tackle. It was decided in the interest of fan and player safety that Wisconsin's mascot be retired to the Madison Zoo. The *Badger Yearbook* replaced the live badger with a small raccoon named Regdab (badger backwards) and passed it off as a "badger in a racoon coat."

In 1949, a student in the university's art department, Connie Conrad, was commissioned to mold a paper-mache badger head. Gymnast and cheerleader, Bill Sagal, of Plymouth, Wis., was directed by homecoming chair Bill Sachse, to wear the outfit at the homecoming game. A contest was staged to name the popular mascot. The winner was Buckingham U.

Badger, or Bucky. The name apparently came from the lyrics in a song which encouraged the football team to "buck right through that line."

Bucky Badger has persevered through the years, even surviving a threat by then assistant attorney general, Howard Koop, in 1973. He suggested that Bucky be replaced by Henrietta Holstein, a loveable and productive cow. Koop argued that "kids love cows. A generation could grow up supporting the university and Henrietta Holstein." Koop's effort to overthrow Bucky failed.

Bucky even survived a cameo appearance by *Sports Illustrated* writer Rick Telander. In preparation for a book about the athletic department, Telander wore Bucky's costume at a '91 volleyball game. Telander overcame "terminal claustrophobia" in his appearance as Bucky.

Bud Song — An integral part of any Wisconsin band performance is the playing of the Bud song. The tune is a spinoff of the song "You've Said It All," a jingle with words and music originally written by Steve Karmen for Budweiser beer commercials. Copyrighted by Sandlee Publishing Corporation in 1970, the song has become legendary at the University because of its polka-like rhythm. Band director Michael Leckrone said the song's popularity got started at a 1975 hockey game. "The crowd wanted to hear a polka," he said. "I didn't have any polkas. We had, just by accident, this beer commercial in the tunes we play. I told the band if we substituted the word 'Wisconsin' for 'Budweiser' it would work."

Leckrone said the song became a football tradition after a 1978 come-from-behind victory over Oregon. "Wisconsin was behind by three touchdowns, and the crowd was really dead. I played the song to get everyone pepped up. About 20 seconds after that, Wisconsin scored a touch-

down. I played it again, and Wisconsin scored another touchdown. From then on, the band could never play enough "Bud."

Colors — The University of Wisconsin Athletic Department's official colors are Cardinal and White. PMS 200 is the designated color of the cardinal.

Fifth Quarter — The Wisconsin band has become nationally famous for its post-game celebration called the Fifth Quarter. Win or lose, fans sing, dance and cheer with the band as they play traditional favorites, like "On, Wisconsin" and the Bud song. Originally, the post-game concert was designed to give the fans something to listen to on their way out of the stadium, but it developed into a post-game party as the band built in audience participation.

Foreign-born — Several members of the Badger football team are natives of foreign countries. Three of those Badgers, who were born outside of the United States, attended Kennedy High School in New York City and played for Coach Jerry Horowitz.


Giscard Bernard: Haiti
Cayetano Castro: Dominican Republic
Vitaly Pisetsky: Russia

Graduating law students — At the homecoming game, graduating law students throw canes over the crossbar of the goal post in a pre-game ceremony. If students catch their cane, legend claims they will win their first case. If the cane is dropped, the case will be lost. The custom originated at Harvard and came to the UW-Madison in 1910.

"Hard Rocks" — The 1951 Wisconsin defense, known as the "Hard Rocks," led the country in total defense (154.8 per game) and was second in rushing defense (66.8). That defense allowed only 5.9 points per game and actually outscored the opponents 58-53 for the season. The defense was so terrorizing that the athletic department received a letter from one fan asking Wisconsin to "punt on first down" so he could see more of the defensive platoon.

Eight of the nine seniors on the "Hard Rocks" scored in their careers. The ninth, Bill Lane, came close. With Indiana backed up deep in its own territory for a punt, the seniors told Lane they would refrain from rushing in order to form a wedge, or "meatchopper," for him to run behind and score. Much to the seniors' dismay, freshman Don Voss missed the call and blocked the punt.


After the season, the defensive platoon challenged the offense in a charity game with one interesting twist. The offensive team could have the ball all the time, since the defense felt it could outscore its opponents even without the ball.




Pat O'Donahue was a key defender for the 1951 "Hard Rocks."



Pictured above is the annual cane ceremony on homecoming. Law students who catch their canes are supposed to win their first case. Those who drop the canes will lose their first case.



Elroy "Crazy Legs" Hirsch



Billy Marek

Hirsch, Elroy "Crazy Legs" —

Though he only played one season in Madison, Hirsch's legacy grew through 18 years as Wisconsin's athletic director and many more as a goodwill ambassador.

Hirsch was first tagged "Crazy Legs" on Sept. 26, 1942, after a 60-yard touchdown run vs. Notre Dame prompted a local writer to say, "His crazy legs were gyrating." After leaving Wisconsin, he starred for nine seasons with the Los Angeles Rams.

During those days in L.A., he kept busy by making three movies, including "Crazy Legs, All-American" in which he portrayed himself. After retiring as a player, he worked in the Rams' front office before returning to Madison as athletic director from 1969-1987.

His No. 40, the number he wore at every stop in his football career but one, is retired at Wisconsin. Because of a mandatory league numbering system he wore No. 80 (double-40) for the Chicago Rockets, but had the No. 40 stitched on the inside of his jersey.

Leckrone, Michael —

If the Wisconsin band is the heartbeat of spirit at UW football games, Director Michael Leckrone is its pacemaker. A merciless drill sergeant, he takes the field like a conquering general. During a football trip to Las Vegas, his band's performance earned the headline "Best Show in Town" in the local paper. Leckrone has maintained the dual role of band director and arranger, which are jobs normally divided at other schools. Leckrone is credited with beginning the "Fifth Quarter" ritual, one of the most entertaining post-game celebrations in college football.

Marek, Billy —

The three-time first-team all-Big Ten running back wasn't recruited to play high school football because he had Osgood Slaughter disease (a knee ailment that affected teenagers) and didn't play seventh and eighth grade football.

The 5-foot-8 Marek carried the ball only once as a freshman at the UW,

then put together three consecutive 1,200-yard seasons. In danger of falling shy of 1,000 yards in 1974 after missing nearly three full games with injuries, Marek rushed for 704 yards in the final three games, including 304 and five touchdowns in a 49-14 rout of Minnesota. His play earned him *Sports Illustrated's* national offensive back of the week honors.

Marek was at the center of an April Fool's Day joke played by *Wisconsin State Journal* columnist Tom Butler in 1975. Butler wrote a tongue-in-cheek piece about moving the Big Ten's leading rusher to the defensive secondary for his senior season. The article ended with the phrase, "April Fools!" Unfortunately, wire service reporters did not make it to the last line, and called head coach John Jardine's house for confirmation. The AP eventually moved the story on its national wire for about a half-an-hour before the hoax was discovered.

Motion "W" —

When Barry Alvarez came to Madison, he decided that the helmet logo needed to be updated to signal a new era in Wisconsin football. He entertained 15-20 different designs in 1990 before Rayovac artist Rick Suchanek developed the "Motion W," which included a tail at the back of the logo. Alvarez thought the tail was a bit much, but when it was removed, decided to go with it. The University bought the rights to the design, and the logo has been adopted by other UW sports.

Mott, Jim —

There is no greater authority on UW athletics than former Sports Information Director Jim Mott. His association with the sports information office began as a student assistant in 1953. He was named assistant SID a year later and was appointed director in 1966, a position he held until his retirement in 1990.

He is a past president of the College Sports Information Directors of America and is a member of that organization's Hall of Fame.

Mott's memory is legendary among athletic department staffers. When the question of previous home night

games was being tossed around the sports information office in anticipation of a 1995 contest against Colorado, Mott noted that the UW had two previous home night games in its history. Obvious was the 1986 battle with Michigan. Mott also recalled the 1896 loss to the Carlisle Indians, including the date of the game, final score, and the fact that it was played in Chicago Coliseum. Mott, a former basketball letterman at the UW, is currently writing a book on the history of Wisconsin athletics and is still an active member of the school's football and basketball stat crews.

O'Dea, Pat — One of several Wisconsin greats from the pre-modern era of college football is kicker Pat O'Dea. The Australian-born O'Dea came to Madison in 1896 to join his brother Andy, who was crew coach and football trainer. Known as the "Kangaroo Kicker," O'Dea brought a different style to the American game of football. He learned to play the Australian game where all punting and drop-kicking was done on the run. O'Dea drop-kicked a legendary 62-yard field goal vs. Northwestern during a heavy blizzard. He was also credited with a 110-yard punt (fields were 110 yards long) against Minnesota in 1897.

After his playing days, he coached at Notre Dame and Missouri before moving to San Francisco. O'Dea, who essentially had disappeared, was thought to have joined an Australian contingent which travelled through the country. Press releases surmised that he "probably lies beneath an unmarked grave in France."

The truth was, he had moved to California under the assumed name of Charles J. Mitchell, to escape the pressure of being a star ex-athlete. "Probably, I was wrong," he said in an interview with San Francisco sports-writer Bill Leiser after the 17-year exile. "I wanted to get away from my past. As Pat O'Dea, I seemed very much just an ex-football player. I was very happy as Charles Mitchell for awhile."

"On, Wisconsin" — The tune was originally composed in 1909 by Chicago's William Purdy, and the words were written by Carl Beck. Purdy and Beck had been fraternity brothers at Hamilton College (Clinton, N.Y.) and were roommates in Chicago. Purdy was going to submit the song for a \$100 prize the University of Minnesota was offering for a new football song. When Beck heard the music, he offered to write words and suggested that Purdy offer it to Wisconsin, where Beck had once studied. The song was an instant hit on campus and spread throughout the world. It was especially popular with military bands.

Some 2,500 schools and colleges have adopted the music and changed the words to suit their needs. "On, Wisconsin" was sung for the first time at the 1909 homecoming game vs. Minnesota.


The music was adapted by current Band Director Michael Leckrone in 1969. The original version had been played virtually unchanged since its inception. "I got a lot of flak for that," Leckrone said. "The old version was one you had to wait on. I wanted to generate immediate crowd reaction, so I stepped it up a bit."

*On Wisconsin, On Wisconsin
Plunge right through that line,
Run the ball clear down the field, boys
Touchdown sure this time
On Wisconsin, On Wisconsin
Fight on for her fame,
Fight, Fellows, Fight, Fight, Fight
We'll win this game!*




Paul Bunyan Axe — The most-played rivalry in Division I football continues this fall when Wisconsin and Minnesota meet in Madison. The UW-UM series is the nation's oldest and has been played continuously for 88 years. The neighboring schools have met on the gridiron in 104 of the last 105 seasons (the exception was 1906). The game has alternated sites between the university campuses since 1946. Much prestige was always associated with the game, and the significance



Band Director Michael Leckrone



Pat Richter



was emphasized with its place on the schedule. Between 1933 and 1982, the Wisconsin-Minnesota game was always the final regular-season contest for each school.

The series took an added twist in 1948 when more than state bragging rights were on the line. After a 16-0 setback that season, the Wisconsin lettermen's group, the National "W" Club, presented Minnesota with an axe wielded by Paul Bunyan. He was the mythical giant of Midwestern lumber camps. Each year since, the winner of the annual battle between the Big Ten rivals is presented with the axe, complete with scores inscribed on the handle, for display on its campus.

Richter, Pat — One of the most successful athletes in UW-Madison history is Pat Richter, the last nine-time letterwinner in school history. The 6-5 Richter attended Wisconsin on a basketball scholarship, but was better known for his football and baseball exploits. Richter, of course, has been the UW's Director of Athletics since 1989.

Football

Year	Rec.	Yards	Avg.	TDs
1960	25	362	14.5	1
1961	47	817	17.4	8
1962	49	694	14.2	6
Totals	121	1,873	15.5	15

Baseball

Year	Avg.	AB-H	HR	RBI
1961	.398	108-43	7	23
1962	.313	80-25	7	19
1963	.339	112-38	6	32
Totals	.353	300-106	20	74

Basketball

Year	PPG	RPG	FG%	FT%
1961	2.8	4.2	.295	.500
1962	2.3	3.3	.422	.222
1963	3.3	4.3	.333	.500
Totals	2.7	3.8	.352	.436

Shalala, Donna — Secretary of Health and Human Services Donna Shalala is credited with being a major force in the Wisconsin football program's recent success. When Shalala became UW chancellor in 1988, it was the first time she led a school with a football program. Following the 1989 season, she hired Director of Athletics Pat Richter, who subsequently picked Barry Alvarez as head football coach. Her enthusiasm and support of the program won over many fans. Some boosters even sent roses to her Washington office when the Badgers earned a berth to the 1994 Rose Bowl. She attended the Badgers' Rose and Hall of Fame Bowl games.

Slab of Bacon — The Slab of Bacon trophy was the precursor to Paul Bunyan's Axe as the prize in the Wisconsin-Minnesota football series. Apparently, the trophy was presented to the winning school by a sorority from the losing institution. The trophy was discontinued in the 1940s and was discovered in a storage room at the UW Department of Athletics in 1994. It is currently housed in the football office at Wisconsin. "We took home the bacon," Coach Barry Alvarez said, "and kept it."

"Varsity" — The traditional arm-waving at the end of the song, "Varsity," was the 1934 brainstorm of band leader Ray Dvorak. He saw Pennsylvania students wave their caps after losing a game. Dvorak later instructed Wisconsin students to salute UW President Glenn Frank after each game.

*Var-sity! Var-sity!
U-rah-rah! Wisconsin!
Praise to thee we sing
Praise to thee our Alma Mater
U-rah-rah, Wisconsin!
Our Team is RED HOT!*

**Carl McCullough became just the third
sophomore in school history to rush for
1,000 yards in a season.**



Preview

.....

'96 Outlook

Alvarez likes club's balance and experience

Eight returning starters on both sides of the ball comprise the nucleus

With 18 starters returning, Barry Alvarez has high hopes for his 1996 football team. After fielding a relatively young squad last fall (13 players were first-year starters), the seventh-year coach welcomes back eight starters on each side of the ball plus both kickers.

What's even more exciting to Alvarez is that, despite the returning experience, several first-year players emerged during the offseason. That combination of youth and experience is a promising mix according to Alvarez.

The key, according to the head coach, is a return to the physical brand of football that he relishes.

"We need to control the line of scrimmage on both sides of the ball," said Alvarez. "That means running the football on offense and stopping the run on defense." The veteran mentor is also demanding improvement in all facets of the special teams.

Wisconsin registered a 4-5-2 mark in 1995 against the nation's second most-difficult schedule. Four of the Badgers' five losses were to bowl teams.

Among the key personnel losses from that club is four-year starting quarterback Darrell Bevell. The owner of nearly every passing record at the UW, Bevell guided Wisconsin to 26 wins and two bowl victories. He completed his career as the Big Ten's fourth all-time leading passer.



Bevell's top two targets — TE Matt Nyquist and FL Michael London — also graduated. Nyquist

finished with 37 catches, and London led the team with 587 receiving yards and 41 receptions.

The losses on defense include steady linebacker Eric Unverzagt, physical tackle Jason Maniecki and pass rusher Chad Yocum. Unverzagt, who shared team MVP honors with Bevell, was a fourth-round NFL pick by Seattle. Maniecki was an all-conference honoree on the field and in the classroom, and Yocum provided a spark as a pass rushing end.

With a year of seasoning, Alvarez expects the Badgers to be improved on both sides of the ball in 1996. "We have a good nucleus of players returning, and I like their sense of urgency and work ethic."

All-America candidate Tarek Saleh (right) led the Big Ten in sacks as a junior. Saleh was consensus first-team all-Big Ten in 1995.



Jamie Vanderveldt (65), Carl McCullough (13) and Cayetano Castro (68) are keys in the Badgers' running game. McCullough ran for more than 1,000 yards in '95, and both Vanderveldt and Castro started every game as juniors.

'96 Outlook

PERSONNEL CHART

Lettermen Returning: 41
(19 offense, 20 defense, 2 kickers)

Lettermen Lost: 19
(9 offense, 10 defense)

Starters Returning: 18
(8 offense, 8 defense, 2 kickers)

Offense: SE Tony Simmons, LT Cayetano Castro, LG Jamie Vanderveldt, C Mike Rader, RG James Darby, RT Jerry Wunsch, FB Cecil Martin, TB Carl McCullough

Defense: DT Bryan Jurewicz, OLB Daryl Carter, DE Tarek Saleh, LB Pete Monty, CB Cyril Weems, FS Kevin Huntley, SS Leonard Taylor, CB Jason Suttle

Kickers: K John Hall, P Brian Alexander

Starters Lost: 6
(3 offense, 3 defense)

Offense hopes to regain powerful ground attack behind veteran line

The Badgers built one of the NCAA's most-punishing ground attacks during the bowl seasons of 1993 and 1994. Last season, Wisconsin averaged a school-record 221.7 yards *passing* per game. Having to replace 93 percent of the passing yards (Bevell), the Badgers will look to re-establish their prowess in the running game.

Offensive line: After losing three linemen to the National Football League prior to '95, it's a completely different story this year. Seven fifth-year seniors are in the two-deep lineup and four are probable starters.

Right tackle Jerry Wunsch and left guard Jamie Vanderveldt each earned honorable mention all-Big Ten honors as juniors and will return to their posts this fall. That duo has started 40 games in their careers, led by Wunsch's string of 23 consecutive starts.

Wunsch has great size and strength, while Vanderveldt is an excellent athlete and has worked at every offensive line position during his career.

The remainder of the line has been reshuffled. Senior Cayetano Castro started 11 times at left tackle last fall but is No. 1 at right guard now. Senior Derek Engler, who has played both guard and tackle at Wisconsin, emerged from spring camp as the top center. He played primarily right guard as a junior.


The final starter will be redshirt freshman Chris McIntosh. The 307-pound McIntosh was the state's top high school player before a knee injury his senior year shelved him. The staff feels McIntosh could be a special player in the trenches.

Three other multiple-position seniors — tackle James Darby, guard Al Gay and center Mike Rader — are the reserves. Gay and Rader split starting assignments at center as juniors and Darby started seven games at guard.

The Badgers do not have excessive depth on the line and will take a look at several true freshmen in fall camp. Another possibility is Aaron Gibson, the largest player in UW history. The 378-pound Gibson is a sophomore but could redshirt.


Tailback: Carl McCullough was a workhorse and became just the third sophomore in school history to rush for more than 1,000 yards in a season. He had five 100-yard games and was sixth nationally among sophomore runners.

Sophomore Aaron Stecker, the NCAA's top kickoff returner among freshmen, is the backup. Stecker had 100-yard rushing games vs. SMU and Minnesota. He accumulated 258 all-purpose yards, including a 100-yard kickoff return, at Minnesota.



Lanky Donald Hayes, a 6-5 target, led the club with a 19.3-yard average on 17 receptions as a sophomore.

'96 Outlook



Kevin Huntley may see action on both sides of the ball this season. The former WR is the club's starting free safety, but he could offer help at receiver in '96.

A pair of redshirt freshmen — Charles Williams and Jean Jourdain — were impressive in spring drills. Consensus prep all-American Ron Dayne, a 250-pound tailback, is another intriguing prospect.

Fullback: One of the pleasant surprises last fall was the emergence of Cecil Martin at fullback. Martin, an excellent blocker, also exhibited niftiness as a runner and receiver. He brought some balance to the backfield by gaining nearly 200 all-purpose yards.

Junior Branden Cantrell, a 245-pound blocker, excelled in the spring and will push Martin. Sophomore John Waerig, who missed spring training with an injury, will contribute at fullback and as an H-back.

Receivers: The Badgers have one of the most exciting receiver combinations in the league. All-America candidate Tony Simmons has produced back-to-back 500-yard seasons. He has 15 career TDs and averaged better than 21 yards per

reception during his career. The speedy Simmons won the 200 and placed second in the 100 at the Big Ten outdoor track meet last spring. Donald Hayes, a 6-5 athlete from Madison, averaged 19.3 yards and ended the season with a 101-yard effort vs. Illinois.

Sophomore walk-on Travis Hauser along with redshirt freshmen Chris Downs and Demetrius Brown comprise the supporting cast.

Tight end: Sophomore Ryan Sondrup, who earned academic all-conference laurels, caught eight passes as Nyquist's reserve and is the front runner for that slot. Senior Kevin Lyles and walk-on Eric Grams will challenge.

Quarterback: Sophomore Mike Samuel has worked behind Bevell for two seasons and is poised to take the job. Samuel has thrown just 31 passes in his career. He is a bit stronger and more elusive than Bevell, which should give the Badgers a different look.

A pair of redshirt freshmen, Mark Zanders and Marcus White, are battling for the back-up job. Zanders was a prolific passer as a prep, and White is a skilled runner and thrower. Both rookies had productive spring games and enter the fall with confidence.

Front seven aims to stop the run, while experienced secondary is now a strength

Wisconsin's 1995 defense allowed 22.2 points per game last season, but held three foes to single-digit scoring. The Badgers limited five opponents to

fewer than 100 yards rushing, including three straight. Alvarez and his staff hope to build upon that foundation.

The No. 1 goal is to stop the run. A much-improved secondary will allow for more flexibility up front with hopes of reaching that ideal.

Defensive line: Any discussion on the defensive line must revolve around senior rush end Tarek Saleh. After leading the Big Ten in tackles for loss, Saleh should receive considerable national attention. The 240 pounder is a relentless pass rusher. Saleh had nearly half (12) of the club's 25 sacks last season.

With Maniecki's graduation, the tackle slots could be filled by Rod Spiller and either Tom Burke or Neil Miklusak. Spiller, a senior, has starting experience and Burke, a sophomore, played as a true




Photo by David Stluka

Linebacker Pete Monty (right), is a leading candidate for the Dick Butkus Award. He is the Big Ten's top returning tackler.

'96 Outlook

freshman and impressed. Miklusak has been a key reserve in his career.

Another possibility is for senior Bryan Jurewicz to play some tackle. He has shifted between end and tackle during his career but now weighs 278 pounds. Jurewicz will play somewhere up front and needs to be an impact performer.

In the Badgers' substitution pattern on the line, expect sophomore Brandon Williams to see plenty of action.


Senior Azree Commander and freshmen Rob Roell, Marcus Carpenter and Eric Pauly are other possibilities. Commander is a steady leader for the unproven but talented trio of rookies.

Linebackers: Inside linebacker Pete Monty has finished second and third in tackles per game in the Big Ten the last two seasons. A leading candidate for the Dick Butkus Award, Monty stands a good chance of becoming the sixth Badger to join the 400-tackle club. The three-year starter ended last season with seven straight double-figure tackle outings.

David Lysek, a junior, should start opposite Monty. A career reserve, Lysek made 19 stops in '95. Junior Brian Flanigan and freshman redshirt Jamie Spielman should also see time.

Senior Daryl Carter had an impressive debut in his first year at outside linebacker. He finished with 88 tackles, including nine for losses. The former strong safety brings excellent athleticism to the defense. Senior Pete Diatelevi is his understudy, and Carpenter could also see action here.

Defensive backs: The entire starting secondary returns one year after the Badgers had to replace their entire backfield. Junior Jason Suttle, who had 11 passes defended, and senior Cyrill Weems are the



Kicker John Hall had the NCAA's longest field goal in 1995, a 60-yarder at Minnesota. Hall may also handle punting duties this fall.

cornerbacks. Weems, a former quarterback, got an opportunity in 1995 and started nine games. LaMar Campbell, who started one game as a true freshman, will push the incumbents. He was injured in the second game last season.

Junior Kevin Huntley moved from receiver to free safety and started all 11 games. He led the team with four interceptions and made 96 tackles. Huntley had moved into a prominent role at wide receiver during his rookie campaign before moving to the other side of the ball. He also took some turns on offense last spring. National prep high jump runner-up Bobby Myers showed great ability in the spring and adds another athletic body to free safety.

Former junior college all-American Giscard Bernard won the strong safety job in the spring after last year's starter, Leonard Taylor, moved to cornerback. Bob Adamov, a sophomore, is another able SS.

Badgers seek consistency from kickers and return units

Placekicker: John Hall enters his final season hoping to make one of college football's strongest legs also more consistent. Hall, who kicked a 60-yard field goal at Minnesota, led the team in scoring with 48 points. He hit on 7-14 kicks last fall and must improve on that conversion rate. Hall's long kickoffs can be a real asset for the club.

Punter: Hall also edged out returning punter Brian Alexander for those chores. Alexander averaged 36.3 yards per punt in '95.

Returns: Stecker, who was second in the Big Ten with a 24.2-yard average on kickoff returns, and Martin were the top kickoff returners. Suttle was the No. 1 punt returner in the spring and averaged more than nine yards per attempt in the final scrimmage. Alvarez is seeking more consistency, however, on both returns and coverage of returns.

Rugged Big Ten slate highlights Badger gridiron schedule

Wisconsin will face six squads that earned bowl trips last year, including five straight during one stretch. The composite 1995 record of the UW opponents is 73-57-4. Wisconsin must face bowl squads Stanford, Penn State, Ohio State, Northwestern and Michigan State in successive weeks.

The Badgers will play 12 regular-season games for the first time since 1986. Wisconsin ends the year with road games at Iowa, Illinois and Hawaii. The non-league slate includes Eastern Michigan, at UNLV and Stanford.

Depth Chart

Offense

QB	10	Mike Samuel, So.*
	{ 5	Mark Zanders, Fr.
	2	Marcus White, Fr.
TB	13	Carl McCullough, Jr.**
	43	Aaron Stecker, So.*
	22	Charles Williams, Fr.
	30	Jean Jourdain, Fr.
FB	37	Cecil Martin, So.*
	32	Branden Cantrell, Jr.**
	41	John Waerig, So.*
FL	82	Tony Simmons, Jr.**
	8	Chris Downs, Fr.
	1	Ahmad Merritt, Fr.
SE	84	Donald Hayes, Jr.**
	88	Demetrius Brown, Fr.
	26	Travis Hauser, So.
TE	49	Ryan Sondrup, So.*
	9	Kevin Lyles, Sr.***
	89	Eric Grams, So.
LT	75	Chris McIntosh, Fr.
	64	James Darby, Sr.**
	74	Mark Tauscher, Fr.
LG	65	Jamie Vanderveldt, Sr.***
	59	Mike Galletti, Sr.**
	61	Chris Paulik, Jr.
C	69	Derek Engler, Sr.**
	56	Mike Rader, Sr.**
	58	Jason Eck, Fr.
RG	68	Cayetano Castro, Sr.***
	62	Al Gay, Sr.**
	59	Mike Galletti, Sr.**
RT	71	Jerry Wunsch, Sr.***
	69	Pat Daley, Fr.
	73	Kevin Kampmann, Fr.

Defense

RE	42	Tarek Saleh, Sr.***
	36	Azree Commander, Sr.**
	25	Marcus Carpenter, Fr.
DT	{ 74	Tom Burke, So.*
	94	Neil Miklusak, Sr.**
	59	Joe Innis, Jr.
DT	91	Rod Spiller, Sr.***
	92	Brandon Williams, So.
	72	Alex Barton, So.
DE	85	Bryan Jurewicz, Sr.***
	53	Rob Roell, Fr.
	90	Eric Pauly, Fr.
OLB	19	Daryl Carter, Sr.***
	39	Pete Diatelevi, Sr.***
	97	Pat Gill, Fr.
LB	48	Pete Monty, Sr.***
	55	Brian Flanigan, Jr.**
	51	Mark Davis, So.
LB	57	David Lysek, Jr.**
	54	Jamie Spielman, Fr.
	46	Mike Schneck, Fr.
CB	7	Cyrill Weems, Sr.***
	34	Leonard Taylor, So.*
	33	Scott Wagner, Jr.
SS	45	Giscard Bernard, Sr.**
	13	Bob Adamov, So.*
	21	Tony Williams, Fr.
FS	6	Kevin Huntley, Jr.**
	26	Bobby Myers, Fr.
	27	Damon Glenn, Jr.**
CB	28	Jason Suttle, Jr.**
	38	LaMar Campbell, Jr.**
	33	Scott Wagner, Jr.

PRONUNCIATION GUIDE

Bob Adamov	ADD-uh-moff
Giscard Bernard	JISS-card
Onjai Bryant	ON-jay
Cayetano Castro	KY-uh-TAHN-oh
Dave Costa	KOSS-tuh
Dave Cruickshank	CREWK-shank
Pete Diatelevi	DIE-uh-tuh-LEE-vee
John Favret	FAV-ray
Chris Ghidorzi	guh-DOOR-zee
Jean Jourdain	gene JORR-dane
Bryan Jurewicz	JUR-a-witz
Ross Kolodziej	kuh-LODD-gee
Nate Kroepin	CREPP-linn
Neil Miklusak	mih-CLUZE-ack
Sam Mueller	MILLER
Casey Rabach	RAY-back
Dague Retzlaff	DAYG RETTS-laugh
Rob Roell	ROLL
Tim Rosga	RAHZ-guh
Tarek Saleh	TARR-ick SAL-luh
Yusuf Shakir	shuh-KEER
Eric Skrzypchak	SKRIP-chack
Jamie Spielman	SPEEL-man
John Waerig	WARE-idge
Cyrill Weems	suh-RELL
Jerry Wunsch	ONE-SCH

Specialists

K	14	John Hall, Sr.***
	97	Dana Nielsen, So.
P	14	John Hall, Sr.***
	98	Brian Alexander, Sr.*
KR	43	Aaron Stecker, So.*
	37	Cecil Martin, So.*
PR	28	Jason Suttle, Jr.**
	38	LaMar Campbell, Jr.**

* — letters won

Alphabetical Roster

No.	Name	Pos.	Ht.	Wt.	Birthdate	Year	Hometown (HS/Last School)
29	Adamov, Bob *	DB	6-0	215	9/19/75	Jr./So.	Sturgeon Bay, WI (Southern Door)
98	Alexander, Brian *	P	6-3	198	8/26/75	Sr./Sr.	Fremont, CA (Chabot College)
17	Austin, Willie	WR	6-3	190	12/29/77	Fr./Fr.	Miami, FL (Central)
72	Barton, Alex	DT	6-3	254	10/2/75	Jr./So.	Park Ridge, IL (Maine South)
45	Bernard, Giscard **	DB	6-0	186	4/3/75	Sr./Sr.	Bronx, NY (Nassau CC)
67	Bradley, Nick	OL	6-5	280	10/3/77	Fr./Fr.	Woodbury, MN (HS)
88	Brown, Demetrius	WR	6-3	208	4/10/76	So./Fr.	Milwaukee, WI (Vincent)
3	Bryant, Onjai	DB	5-11	175	10/26/77	Fr./Fr.	Pine Hill, NJ (Overbrook)
74	Burke, Tom *	DT	6-4	261	10/12/76	So./So.	Poplar, WI (Northwestern)
38	Campbell, LaMar **	DB	5-11	176	8/29/76	Jr./Jr.	Chester, PA (Strath Haven)
32	Cantrell, Branden **	RB	6-2	245	6/30/76	Jr./Jr.	Indianapolis, IN (Lawrence Central)
25	Carpenter, Marcus	OLB	6-2	241	3/17/77	So./Fr.	Elkhart, IN (Jimtown)
19	Carter, Daryl ***	OLB	6-2	218	2/24/75	Sr./Sr.	Milwaukee, WI (Washington)
68	Castro, Cayetano ***	OL	6-6	307	11/27/74	Sr.#/Sr.	New York, NY (Kennedy)
36	Commander, Azree **	DT	6-2	247	4/19/74	Sr.#/Sr.	Chicago, IL (Lane Tech)
72	Costa, Dave	OL	6-5	255	9/8/78	Fr./Fr.	Ellwood City, PA (HS)
99	Cruickshank, Dave	DE	6-5	250	3/13/76	Jr./So.	Dana Point, CA (Saddleback JC)
94	Czukas, Joe	K/P	5-10	172	9/9/76	So./Fr.	Milwaukee, WI (Marquette)
66	Daley, Pat	OL	6-5	312	6/4/76	So./Fr.	Iron Mountain, MI (HS)
64	Darby, James **	OL	6-5	287	7/3/74	Sr.#/Sr.	Streamwood, IL (HS)
51	Davis, Mark	LB	6-0	226	11/28/75	Jr./So.	Waukesha, WI (Pewaukee)
33	Dayne, Ron	RB	5-10	250	3/14/78	Fr./Fr.	Pine Hill, NJ (Overbrook)
39	Diatelevi, Pete ***	OLB	6-2	240	6/27/73	Sr.#/Sr.	Waterbury, CT (Holy Cross)
23	Dickerson, Josh	WR	6-2	175	10/25/77	Fr./Fr.	Schofield, WI (D.C. Everest)
63	Dienger, Tim	OL	6-3	235	10/17/76	So./Fr.	Onalaska, WI (HS)
8	Downs, Chris	WR	6-2	191	7/13/76	So./Fr.	Carlsbad, CA (HS)
58	Eck, Jason	OL	6-4	257	8/11/77	So./Fr.	Atlanta, GA (St. Pius X)
50	Eicher, Donny *	LB	6-3	244	5/10/77	So./So.	Hartland, WI (Arrowhead)
31	Elmore, Sam	DB	6-1	185	11/28/77	Fr./Fr.	Banning, CA (HS)
69	Engler, Derek **	OL	6-5	303	7/11/74	Sr.#/Sr.	St. Paul, MN (Cretin-Derham Hall)
4	Faulkner, Eddie	RB	5-11	185	10/20/77	Fr./Fr.	Muncie, IN (Central)
96	Favret, John	DL	6-4	240	3/23/78	Fr./Fr.	Cleveland Heights, OH (St. Ignatius)
93	Ferrario, Bill	DL	6-3	265	9/22/78	Fr./Fr.	Scranton, PA (West)
55	Flanigan, Brian **	LB	6-2	234	5/16/75	Sr./Jr.	Sturgeon Bay, WI (Southern Door)
59	Galletti, Mike **	OL	6-3	312	8/31/73	Sr.#/Sr.	Ottawa, IL (HS)
62	Gay, Al **	OL	6-4	268	5/11/74	Sr.#/Sr.	Elkhorn, WI (HS)
16	Ghidorzi, Chris	LB	6-3	230	7/8/77	Fr./Fr.	Wausau, WI (West)
79	Gibson, Aaron	OL	6-7	378	9/27/77	So./So.	Indianapolis, IN (Decatur Central)
97	Gill, Pat	LB	6-0	231	9/2/76	So./Fr.	Appleton, WI (Xavier)
27	Glenn, Damon **	DB	5-10	185	2/18/75	Sr./Jr.	East Chicago, IN (Central)

Alphabetical Roster

No.	Name	Pos.	Ht.	Wt.	Birthdate	Year	Hometown (HS/Last School)
89	Grams, Eric	TE	6-4	255	4/17/76	Jr./So.	Fond du Lac, WI (Goodrich)
73	Gribowski, Joe	OL	6-6	290	7/31/77	Fr./Fr.	Mosinee, WI (D.C. Everest)
22	Gross, Trent	DB	5-10	169	9/26/73	Sr./Jr.	Menomonee Falls, WI (HS)
14	Hall, John ***	K	6-3	225	3/17/74	Sr./Sr.	Port Charlotte, FL (HS)
1	Hartwell, Ed	LB	6-2	205	5/27/78	Fr./Fr.	Las Vegas, NV (Cheyenne)
26	Hauser, Travis	WR	5-10	175	8/8/76	Jr./So.	Hartford, WI (HS)
84	Hayes, Donald **	WR	6-5	208	7/13/75	Jr./Jr.	Madison, WI (East)
6	Huntley, Kevin **	DB	6-2	203	7/31/76	Jr./Jr.	Fremont, OH (St. Joseph)
59	Innis, Joe	DT	6-2	268	8/21/75	Sr./Jr.	Sturgeon Bay, WI (Southern Door)
58	Janek, Chris	DL	6-3	270	8/14/77	Fr./Fr.	Granite City, IL (HS)
30	Jourdain, Jean	RB	6-0	200	10/28/77	So./Fr.	Evanston, IL (HS)
85	Jurewicz, Bryan ***	DE	6-5	278	2/23/74	Sr./Sr.	Deerfield, IL (HS)
78	Kampmann, Kevin	OL	6-4	284	12/28/76	So./Fr.	Sheboygan Falls, WI (HS)
12	Kavanagh, Scott	QB	6-4	190	12/27/77	Fr./Fr.	Naperville, IL (North)
78	Kolodziej, Ross	DL	6-3	275	5/11/78	Fr./Fr.	Stevens Point, WI (HS)
81	Kroepflin, Nate	TE	6-7	253	9/5/76	So./Fr.	Hazelhurst, WI (Lakeland)
9	Lyles, Kevin ***	TE	6-4	268	11/7/73	Sr./Sr.	Indianapolis, IN (Lawrence North)
57	Lysek, David **	LB	6-2	232	10/14/74	Sr./Jr.	Bethlehem, PA (Catholic)
37	Martin, Cecil *	RB	6-2	226	7/8/75	Jr./So.	Evanston, IL (HS)
85	Maslowski, John	WR	6-2	185	5/16/77	So./Fr.	Glendale, WI (Nicolet)
19	McCormick, Ben	QB	6-2	207	7/29/75	Sr./Jr.	Columbus, WI (HS)
13	McCullough, Carl **	RB	6-3	225	11/14/73	Sr./Jr.	St. Paul, MN (Cretin-Derham Hall)
75	McIntosh, Chris	OL	6-7	307	2/20/77	So./Fr.	Pewaukee, WI (HS)
1	Merritt, Ahmad	WR	5-10	195	2/5/77	So./Fr.	Chicago, IL (St. Rita)
94	Miklusak, Neil **	DT	6-3	272	12/29/73	Sr./Sr.	Griffith, IN (HS)
48	Monty, Pete ***	LB	6-2	249	7/13/74	Sr./Sr.	Fort Collins, CO (HS)
18	Mueller, Sam	OLB	6-5	220	9/14/77	Fr./Fr.	Fond du Lac, WI (St. Mary's Springs)
26	Myers, Bobby	DB	6-2	184	10/11/76	So./Fr.	Hamden, CT (HS)
97	Nielsen, Dana	K	6-0	197	11/4/75	Jr./So.	Indianapolis, IN (Lawrence North)
61	Paulik, Chris	OL	6-0	317	11/23/75	Sr./Jr.	Menomonee Falls, WI (Sussex Ham.)
90	Pauly, Eric	DE	6-5	258	7/20/77	So./Fr.	Waukesha, WI (South)
76	Pickett, Chris	OL	6-7	255	9/25/77	Fr./Fr.	Schaumburg, IL (HS)
16	Pisetsky, Vitaly	K	6-0	200	1/28/78	Fr./Fr.	New York, NY (Kennedy)
17	Prohaska, Josh	P	6-0	200	8/19/76	Jr./So.	Phillips, WI (HS)
70	Rabach, Casey	OL	6-5	260	9/24/77	Fr./Fr.	Sturgeon Bay, WI (HS)
56	Rader, Mike **	OL	6-5	294	3/18/74	Sr./Sr.	De Pere, WI (Notre Dame)
87	Retzlaff, Dague	TE	6-8	245	7/21/78	Fr./Fr.	Crystal, MN (Armstrong)
20	Robinson, Tirrell	RB	5-10	170	12/6/76	So./Fr.	Maywood, IL (Walther Lutheran)
53	Roell, Rob	DE	6-5	267	10/4/77	So./Fr.	Iron Mountain, MI (Kingsford)
15	Rosga, Tim	DB	6-0	204	11/1/76	So./Fr.	Roseville, MN (Cretin-Derham Hall)

Alphabetical Roster

No.	Name	Pos.	Ht.	Wt.	Birthdate	Year	Hometown (HS/Last School)
47	Ross, Karim	LB	6-3	230	3/25/78	Fr./Fr.	Country Club Hills, IL (Hillcrest)
42	Saleh, Tarek ***	DE	6-2	240	11/7/74	Sr./Sr.	Woodbridge, CT (Notre Dame)
10	Samuel, Mike *	QB	6-3	211	2/13/75	Jr./So.	Philadelphia, PA (Penn Charter)
46	Schneck, Mike	LB	6-0	229	8/4/77	So./Fr.	Whitefish, Bay, WI (HS)
11	Shakir, Yusuf	DB	6-0	200	1/22/78	Fr./Fr.	Tallahassee, FL (Lincoln)
82	Simmons, Tony **	WR	6-2	208	12/8/74	Sr./Jr.	Chicago, IL (St. Rita)
23	Skrzypchak, Eric	P	5-11	180	7/15/77	So./Fr.	Wausau, WI (Newman)
86	Solwold, Mike	TE	6-6	230	9/30/77	Fr./Fr.	Hartland, WI (Arrowhead)
49	Sondrup, Ryan *	TE	6-5	254	4/15/75	Jr./So.	Fort Collins, CO (HS)
54	Spielman, Jamie	LB	6-1	216	4/22/77	So./Fr.	Menomonie, WI (HS)
91	Spiller, Rod ***	DT	6-4	283	10/5/72	Sr./Sr.	St. Louis, MO (East)
18	Stanger, Dirk	QB	6-3	199	12/21/74	Sr./Jr.	Woodstock, IL (Marian Catholic)
43	Stecker, Aaron *	RB	5-9	206	11/13/75	Jr./So.	Ashwaubenon, WI (HS)
77	Steffen, Joe	OL	6-2	286	12/31/73	Sr./Sr.	Chilton, WI (St. Mary's Springs)
28	Suttle, Jason **	DB	5-11	184	12/2/74	Sr./Jr.	Burnsville, MN (HS)
74	Tauscher, Mark	OL	6-3	302	6/17/77	So./Fr.	Auburndale, WI (HS)
34	Taylor, Leonard *	DB	6-0	193	8/3/76	Jr./So.	Indianapolis, IN (North Central)
29	Triplett, Delta	WR	5-9	166	10/2/69	Sr./Jr.	Milwaukee, WI (Whitefish Bay)
65	Vanderveldt, Jamie ***	OL	6-5	311	4/23/74	Sr./Sr.	Waukesha, WI (Catholic Memorial)
41	Waerig, John *	RB	6-2	249	4/16/76	So./So.	Philadelphia, PA (Card. Dougherty)
33	Wagner, Scott	DB	6-0	187	11/20/74	Sr./Jr.	Milton, WI (HS)
95	Waisanen, Erik	DT	6-2	297	11/9/76	So./Fr.	Fond du Lac, WI (Goodrich)
24	Washington, Shadrick	WR	6-4	205	12/5/77	Fr./Fr.	Milwaukee, WI (Vincent)
7	Weems, Cyrill ***	DB	6-2	207	8/1/74	Sr./Sr.	Detroit, MI (Southeastern)
2	White, Marcus	QB	6-2	207	8/22/77	So./Fr.	Evanston, IL (HS)
92	Williams, Brandon	DT	6-4	284	2/2/76	Jr./So.	Buffalo, NY (South Park)
22	Williams, Charles	RB	6-0	198	2/16/77	So./Fr.	Florissant, MO (East)
21	Williams, Tony	DB	5-11	190	7/19/77	So./Fr.	South Huntington, NY (St. Anthony's)
71	Wunsch, Jerry ***	OL	6-6	325	1/21/74	Sr./Sr.	Wausau, WI (West)
5	Zanders, Mark	QB	6-4	230	12/9/76	So./Fr.	Joliet, IL (West)

* — letters won

— fifth-year senior

Numerical Roster

No.	Name	Pos.	Ht.	Wt.	Birthdate	Year	Hometown (HS/Last School)
1	Ahmad Merritt	WR	5-10	195	2/5/77	So./Fr.	Chicago, IL (St. Rita)
1	Ed Hartwell	LB	6-2	205	5/27/78	Fr./Fr.	Las Vegas, NV (Cheyenne)
2	Marcus White	QB	6-2	207	8/22/77	So./Fr.	Evanston, IL (HS)
3	Onjai Bryant	DB	5-11	175	10/26/77	Fr./Fr.	Pine Hill, NJ (Overbrook)
4	Eddie Faulkner	RB	5-11	185	10/20/77	Fr./Fr.	Muncie, IN (Central)
5	Mark Zanders	QB	6-4	230	12/9/76	So./Fr.	Joliet, IL (West)
6	Kevin Huntley **	DB	6-2	203	7/31/76	Jr./Jr.	Fremont, OH (St. Joseph)
7	Cyrrill Weems ***	DB	6-2	207	8/1/74	Sr./Sr.	Detroit, MI (Southeastern)
8	Chris Downs	WR	6-2	191	7/13/76	So./Fr.	Carlsbad, CA (HS)
9	Kevin Lyles ***	TE	6-4	268	11/7/73	Sr./Sr.	Indianapolis, IN (Lawrence North)
10	Mike Samuel *	QB	6-3	211	2/13/75	Jr./So.	Philadelphia, PA (Penn Charter)
11	Yusuf Shakir	DB	6-0	200	1/22/78	Fr./Fr.	Tallahassee, FL (Lincoln)
12	Scott Kavanagh	QB	6-4	190	12/27/77	Fr./Fr.	Naperville, IL (North)
13	Carl McCullough **	RB	6-3	225	11/14/73	Sr./Jr.	St. Paul, MN (Cretin-Derham Hall)
14	John Hall ***	K	6-3	225	3/17/74	Sr./Sr.	Port Charlotte, FL (HS)
15	Tim Rosga	DB	6-0	204	11/1/76	So./Fr.	Roseville, MN (Cretin-Derham Hall)
16	Chris Ghidorzi	LB	6-3	230	7/8/77	Fr./Fr.	Wausau, WI (West)
16	Vitaly Pisetsky	K	6-0	200	1/28/78	Fr./Fr.	New York, NY (Kennedy)
17	Willie Austin	WR	6-3	190	12/29/77	Fr./Fr.	Miami, FL (Central)
17	Josh Prohaska	P	6-0	200	8/19/76	Jr./So.	Phillips, WI (HS)
18	Sam Mueller	OLB	6-5	220	9/14/77	Fr./Fr.	Fond du Lac, WI (St. Mary's Springs)
18	Dirk Stanger	QB	6-3	199	12/21/74	Sr./Jr.	Woodstock, IL (Marian Catholic)
19	Daryl Carter ***	OLB	6-2	218	2/24/75	Sr./Sr.	Milwaukee, WI (Washington)
19	Ben McCormick	QB	6-2	207	7/29/75	Sr./Jr.	Columbus, WI (HS)
20	Tirrell Robinson	RB	5-10	170	12/6/76	So./Fr.	Maywood, IL (Walther Lutheran)
21	Tony Williams	DB	5-11	190	7/19/77	So./Fr.	South Huntington, NY (St. Anthony's)
22	Charles Williams	RB	6-0	198	2/16/77	So./Fr.	Florissant, MO (East)
22	Trent Gross	DB	5-10	169	9/26/73	Sr./Jr.	Menomonee Falls, WI (HS)
23	Josh Dickerson	WR	6-2	175	10/25/77	Fr./Fr.	Schofield, WI (D.C. Everest)
23	Eric Skrzypchak	P	5-11	180	7/15/77	So./Fr.	Wausau, WI (Newman)
24	Shadrick Washington	WR	6-4	205	12/5/77	Fr./Fr.	Milwaukee, WI (Vincent)
25	Marcus Carpenter	OLB	6-2	241	3/17/77	So./Fr.	Elkhart, IN (Jimtown)
26	Bobby Myers	DB	6-2	184	10/11/76	So./Fr.	Hamden, CT (HS)
26	Travis Hauser	WR	5-10	175	8/8/76	Jr./So.	Hartford, WI (HS)
27	Damon Glenn **	DB	5-10	185	2/18/75	Sr./Jr.	East Chicago, IN (Central)
28	Jason Suttle **	DB	5-11	184	12/2/74	Sr./Jr.	Burnsville, MN (HS)
29	Bob Adamov *	DB	6-0	215	9/19/75	Jr./So.	Sturgeon Bay, WI (Southern Door)
29	Delta Triplett	WR	5-9	166	10/2/69	Sr./Jr.	Milwaukee, WI (Whitefish Bay)
30	Jean Jourdain	RB	6-0	200	10/28/77	So./Fr.	Evanston, IL (HS)
31	Sam Elmore	DB	6-1	185	11/28/77	Fr./Fr.	Banning, CA (HS)

Numerical Roster

No.	Name	Pos.	Ht.	Wt.	Birthdate	Year	Hometown (HS/Last School)
32	Branden Cantrell **	RB	6-2	245	6/30/76	Jr./Jr.	Indianapolis, IN (Lawrence Central)
33	Ron Dayne	RB	5-10	250	3/14/78	Fr./Fr.	Pine Hill, NJ (Overbrook)
33	Scott Wagner	DB	6-0	187	11/20/74	Sr./Jr.	Milton, WI (HS)
34	Leonard Taylor *	DB	6-0	193	8/3/76	Jr./So.	Indianapolis, IN (North Central)
36	Azree Commander **	DT	6-2	247	4/19/74	Sr.#/Sr.	Chicago, IL (Lane Tech)
37	Cecil Martin *	RB	6-2	226	7/8/75	Jr./So.	Evanston, IL (HS)
38	LaMar Campbell **	DB	5-11	176	8/29/76	Jr./Jr.	Chester, PA (Strath Haven)
39	Pete Diatelevi ***	OLB	6-2	240	6/27/73	Sr.#/Sr.	Waterbury, CT (Holy Cross)
41	John Waerig *	RB	6-2	249	4/16/76	So./So.	Philadelphia, PA (Card. Dougherty)
42	Tarek Saleh ***	DE	6-2	240	11/7/74	Sr./Sr.	Woodbridge, CT (Notre Dame)
43	Aaron Stecker *	RB	5-9	206	11/13/75	Jr./So.	Ashwaubenon, WI (HS)
45	Giscard Bernard **	DB	6-0	186	4/3/75	Sr./Sr.	Bronx, NY (Nassau CC)
46	Mike Schneck	LB	6-0	229	8/4/77	So./Fr.	Whitefish, Bay, WI (HS)
47	Karim Ross	LB	6-3	230	3/25/78	Fr./Fr.	Country Club Hills, IL (Hillcrest)
48	Pete Monty ***	LB	6-2	249	7/13/74	Sr./Sr.	Fort Collins, CO (HS)
49	Ryan Sondrup *	TE	6-5	254	4/15/75	Jr./So.	Fort Collins, CO (HS)
50	Donny Eicher *	LB	6-3	244	5/10/77	So./So.	Hartland, WI (Arrowhead)
51	Mark Davis	LB	6-0	226	11/28/75	Jr./So.	Waukesha, WI (Pewaukee)
53	Rob Roell	DE	6-5	267	10/4/77	So./Fr.	Iron Mountain, MI (Kingsford)
54	Jamie Spielman	LB	6-1	216	4/22/77	So./Fr.	Menomonie, WI (HS)
55	Brian Flanigan **	LB	6-2	234	5/16/75	Sr./Jr.	Sturgeon Bay, WI (Southern Door)
56	Mike Rader **	OL	6-5	294	3/18/74	Sr.#/Sr.	De Pere, WI (Notre Dame)
57	David Lysek **	LB	6-2	232	10/14/74	Sr./Jr.	Bethlehem, PA (Catholic)
58	Chris Janek	DL	6-3	270	8/14/77	Fr./Fr.	Granite City, IL (HS)
58	Jason Eck	OL	6-4	257	8/11/77	So./Fr.	Atlanta, GA (St. Pius X)
59	Mike Galletti **	OL	6-3	312	8/31/73	Sr.#/Sr.	Ottawa, IL (HS)
59	Joe Innis	DT	6-2	268	8/21/75	Sr./Jr.	Sturgeon Bay, WI (Southern Door)
61	Chris Paulik	OL	6-0	317	11/23/75	Sr./Jr.	Menomonee Falls, WI (Sussex Ham.)
62	Al Gay **	OL	6-4	268	5/11/74	Sr.#/Sr.	Elkhorn, WI (HS)
63	Tim Dienger	OL	6-3	235	10/17/76	So./Fr.	Onalaska, WI (HS)
64	James Darby **	OL	6-5	287	7/3/74	Sr.#/Sr.	Streamwood, IL (HS)
65	Jamie Vanderveldt ***	OL	6-5	311	4/23/74	Sr.#/Sr.	Waukesha, WI (Catholic Memorial)
66	Pat Daley	OL	6-5	312	6/4/76	So./Fr.	Iron Mountain, MI (HS)
67	Nick Bradley	OL	6-5	280	10/3/77	Fr./Fr.	Woodbury, MN (HS)
68	Cayetano Castro ***	OL	6-6	307	11/27/74	Sr.#/Sr.	New York, NY (Kennedy)
69	Derek Engler **	OL	6-5	303	7/11/74	Sr.#/Sr.	St. Paul, MN (Cretin-Derham Hall)
70	Casey Rabach	OL	6-5	260	9/24/77	Fr./Fr.	Sturgeon Bay, WI (HS)
71	Jerry Wunsch ***	OL	6-6	325	1/21/74	Sr.#/Sr.	Wausau, WI (West)
72	Dave Costa	OL	6-5	255	9/8/78	Fr./Fr.	Ellwood City, PA (HS)
72	Alex Barton	DT	6-3	254	10/2/75	Jr./So.	Park Ridge, IL (Maine South)

Numerical Roster

No.	Name	Pos.	Ht.	Wt.	Birthdate	Year	Hometown (HS/Last School)
73	Joe Gribowski	OL	6-6	290	7/31/77	Fr./Fr.	Mosinee, WI (D.C. Everest)
74	Tom Burke *	DT	6-4	261	10/12/76	So./So.	Poplar, WI (Northwestern)
74	Mark Tauscher	OL	6-3	302	6/17/77	So./Fr.	Auburndale, WI (HS)
75	Chris McIntosh	OL	6-7	307	2/20/77	So./Fr.	Pewaukee, WI (HS)
76	Chris Pickett	OL	6-7	255	9/25/77	Fr./Fr.	Schaumburg, IL (HS)
77	Joe Steffen	OL	6-2	286	12/31/73	Sr./Sr.	Chilton, WI (St. Mary's Springs)
78	Ross Kolodziej	DL	6-3	275	5/11/78	Fr./Fr.	Stevens Point, WI (HS)
78	Kevin Kampmann	OL	6-4	284	12/28/76	So./Fr.	Sheboygan Falls, WI (HS)
79	Aaron Gibson	OL	6-7	378	9/27/77	So./So.	Indianapolis, IN (Decatur Central)
81	Nate Kroepflin	TE	6-7	253	9/5/76	So./Fr.	Hazelhurst, WI (Lakeland)
82	Tony Simmons **	WR	6-2	208	12/8/74	Sr./Jr.	Chicago, IL (St. Rita)
84	Donald Hayes **	WR	6-5	208	7/13/75	Jr./Jr.	Madison, WI (East)
85	Bryan Jurewicz ***	DE	6-5	278	2/23/74	Sr./Sr.	Deerfield, IL (HS)
85	John Maslowski	WR	6-2	185	5/16/77	So./Fr.	Glendale, WI (Nicolet)
86	Mike Solwold	TE	6-6	230	9/30/77	Fr./Fr.	Hartland, WI (Arrowhead)
87	Dague Retzlaff	TE	6-8	245	7/21/78	Fr./Fr.	Crystal, MN (Armstrong)
88	Demetrius Brown	WR	6-3	208	4/10/76	So./Fr.	Milwaukee, WI (Vincent)
89	Eric Grams	TE	6-4	255	4/17/76	Jr./So.	Fond du Lac, WI (Goodrich)
90	Eric Pauly	DE	6-5	258	7/20/77	So./Fr.	Waukesha, WI (South)
91	Rod Spiller ***	DT	6-4	283	10/5/72	Sr./Sr.	St. Louis, MO (East)
92	Brandon Williams	DT	6-4	284	2/2/76	Jr./So.	Buffalo, NY (South Park)
93	Bill Ferrario	DL	6-3	265	9/22/78	Fr./Fr.	Scranton, PA (West)
94	Neil Miklusak **	DT	6-3	272	12/29/73	Sr./Sr.	Griffith, IN (HS)
94	Joe Czukas	K/P	5-10	172	9/9/76	So./Fr.	Milwaukee, WI (Marquette)
95	Erik Waisanen	DT	6-2	297	11/9/76	So./Fr.	Fond du Lac, WI (Goodrich)
96	John Favret	DL	6-4	240	3/23/78	Fr./Fr.	Cleveland Heights, OH (St. Ignatius)
97	Dana Nielsen	K	6-0	197	11/4/75	Jr./So.	Indianapolis, IN (Lawrence North)
97	Pat Gill	LB	6-0	231	9/2/76	So./Fr.	Appleton, WI (Xavier)
98	Brian Alexander *	P	6-3	198	8/26/75	Sr./Sr.	Fremont, CA (Chabot College)
99	Dave Cruickshank	DE	6-5	250	3/13/76	Jr./So.	Dana Point, CA (Saddleback JC)

* — letters won

— fifth-year senior

Barry Alvarez has coached Wisconsin to more bowl game victories than the school won in its entire history prior to his arrival.



Personnel

.....

Head Coach

Barry Alvarez Record at the UW: 33-31-4 (7th year)



Barry Alvarez is the only coach in Wisconsin history to lead the Badgers to consecutive January bowl game victories. Alvarez, who has served as an assistant coach in the Japan and Senior Bowls, will serve as a head coach in the '97 East-West Shrine Game in San Francisco.

Barry Alvarez, the architect of one of the best rebuilding jobs in college football this decade, enters his seventh season at Wisconsin with renewed enthusiasm.

Alvarez' clubs in the last three years have generated more wins, interest, fan support, television exposure and honors than any era in the 107 years of UW football.

When he arrived in Madison in January of 1990, Alvarez was handed the reins of a program in disarray.

There was fan apathy as the school was coming off its lowest attendance average in 45 years.

There was a losing attitude since the UW had finished no better than eighth place in the Big Ten and had won just 25 percent of its games in the previous five years.

There was a lack of resources as the school faced the elimination of sports to save money and pay the bills. The pressure was on the football program to prosper and rebuild the department's financial ledgers.

Alvarez, however, had a plan. Through it all, the former Notre Dame and Iowa assistant preached togetherness, toughness, discipline, focus and a no-nonsense approach to winning. He had watched those principles succeed at his former stops.

A new level of success at the UW

What transpired was a dramatic turnaround that rallied the university, unified the state of Wisconsin and made it desirable to "be a Badger" once again.

During his tenure, Alvarez reversed the fortunes of a program that had hit rock bottom. After a 1-10 rookie season, Alvarez guided the UW to a Big Ten co-championship and Rose Bowl triumph in his fourth year.

Only two coaches in Big Ten history — Alvarez and Ohio State's Wes Fesler (1947-49) — took last-place programs their first year and turned them into league champs.

Lou Holtz, Notre Dame Coach

"Barry is one of the more memorable people I've ever worked with. His ability to relate to people and generate enthusiasm are qualities you cannot learn. He is an excellent coach, a great representative of the University and a good family man."

Dave Wannstedt, Chicago Bears Coach

"I've known Barry a long time. He's a great coach and a great leader who is truly committed to winning and doing what is best for his kids. Barry gets the most out of his players, and his teams are always well prepared."

Brad Nessler, ESPN

"What Barry has done is put Wisconsin on the 'big-time' football map. With his arrival in Madison came a new found sense of pride. His hard work in recruiting, promotion and on-field coaching, coupled with his charisma, has lifted Wisconsin football to a new level."

Bob Devaney, former Nebraska Coach

"As a player, Barry was a good linebacker. You could tell that he really understood the game. Barry is also a people person. His knowledge of the game and love for people are the reasons he's an excellent coach."

Head Coach

The Badgers followed the '93 storybook season, which was the winningest in UW history, with a 1995 Hall of Fame Bowl win over Duke.

Wisconsin's two January bowl wins in the last three seasons puts it in select company. Only four other schools (Florida State, Penn State, USC and Nebraska) have accomplished that feat. The Badgers are also one of only 13 teams that have won two bowl games in the last three years.

Over the last three campaigns, the Badgers have posted a 22-9-4 (.686) record. It took the Badgers 86 games (22-64) to win that many games prior to the '93 season. Alvarez' three-year record includes the most wins (22) in a similar time period in the modern-era of Wisconsin football. His winning percentage (.686) is also tops.

Besides the obvious on-field improvement, home crowds have increased by an incredible 87.4 percent since his arrival. The Badgers averaged 78,222 at their six home games last fall to set a school record and rank eighth nationally. Wisconsin has played in front of 15 sellouts in the last 16 games at Camp Randall Stadium after going 47 consecutive games without a full house at home.

College coaching resume

Alvarez was appointed the school's 27th football coach on Dec. 31, 1989, one day after his 42nd birthday. "My old coach (at Nebraska), Bob Devaney, told me that I should set a goal for myself to take a head coaching job by the time I was 42," Alvarez said. "I missed it by one day."

For three seasons, Alvarez was an assistant for Lou Holtz at Notre Dame. He served as linebackers coach in 1987, was promoted to defensive coordinator in 1988 and to assistant head coach in 1989.

Notre Dame finished 17th, first and second in the final Associated Press poll the three seasons Alvarez was there. The Fighting Irish won an incredible 23 consecutive games in 1988 and 1989.

The 1988 Fighting Irish team won the national championship and posted a 12-0 record. As coordinator, Alvarez' defense ranked third nationally in scoring, 10th against the run and 13th in total defense.

ALVAREZ FILE

Birthdate

Dec. 30, 1946, in Burgettstown, Pa.

High School

Burgettstown (Pa.)

College

Nebraska, B.S., 1969
Nebraska, M.A., 1971

College Player

Nebraska (1965-67)

Family

Wife Cindy; daughters Dawn (Mrs. Brad Ferguson) and Stacy; son Chad; and grandson Joe

Coaching experience

Assistant Coach, Lincoln (Neb.) Northeast H.S., 1971-73; Head Coach, Lexington (Neb.) H.S., 1974-75; Head Coach, Mason City (Iowa) H.S., 1976-78; Assistant Coach [linebackers], Iowa, 1979-86; Assistant Coach [linebackers], Notre Dame, 1987; Defensive Coordinator, Notre Dame, 1988; Assistant Head Coach, Notre Dame, 1989; Head Coach, Wisconsin, 1990-present

Notre Dame was 12-1 in 1989 and the nation's No. 1 team for 11 straight weeks. Alvarez' defense keyed a 21-6 Orange Bowl victory over top-ranked Colorado.

Alvarez coached all-America linebackers Michael Stonebreaker (a consensus pick), Ned Bolcar, Cedric Figaro and Wes Pritchett in South Bend.

As an Iowa assistant, he coached linebackers from 1979-86. The Hawkeyes went to bowl games the last six years, after 17 seasons without a winning mark.

Alvarez coached five first-team all-Big Ten linebackers at Iowa. His prize pupil was Larry Station, a two-time consensus all-American. An academic all-American as well, Station set the Hawkeyes' career tackle record.

His first head coaching job was at Lexington (Neb.) High School from 1974-75. He compiled a 16-4 ledger and was the Nebraska prep Coach of the Year in 1974. Alvarez then coached at Mason City (Iowa) High School from 1976-78, compiling a 21-9 mark. Included was a 4A state title in 1978, when he was league and district Coach of the Year.

Barry got his coaching start in 1971 as an assistant at Lincoln (Neb.) Northeast High School. The squad won a state title in 1972, his second year there.

The player and the family man

A three-year letterman as a Nebraska linebacker, Barry was the top tackler among linebackers (112) for the 1967 Cornhuskers. That club led the nation in total (157.6 yards) and passing defense (90.1), was third nationally vs. the run (67.5) and created a school-record 40 turnovers. Nebraska led the Big Eight in total defense all three of Alvarez' varsity years on the way to compiling a 25-7 record and gaining berths

in the Orange and Sugar Bowls. He also played in the Blue-Gray game after his senior season.

Alvarez earned his bachelor of science degree in 1969 and a master of arts degree from Nebraska in 1971.

Barry and his wife, Cindy, have two daughters, Dawn (Mrs. Brad Ferguson) and Stacy; a son, Chad; and a grandson, Joe. Alvarez was born Dec. 30, 1946, in Burgettstown, Pa.

Head Coach



A ROSY SEASON

The 1993 Badgers will be remembered as the squad that established new standards. The winningest team in UW history ...

- was co-champ of the Big Ten and won its first Rose Bowl.
- finished fifth (coaches) and sixth (media) in the final polls.
- posted the NCAA's largest attendance increase.
- improved its record by 5.5 games from '92, the largest gain in school history.

For those achievements, Alvarez was named national Coach of the Year by the American Football Coaches Association, the Bobby Dodd Foundation, *College and Pro Football Newsweekly* and *College Sports* magazine.

Alvarez also became the first Wisconsin coach to earn the Dave McClain Big Ten Coach of the Year Award. He received 94 percent of the first-place votes.

The team was led by Big Ten and Rose Bowl Most Valuable Player Brent Moss, who rushed for a school-record 1,637 yards. Quarterback Darrell Bevell also set a Wisconsin standard with 2,390 yards passing and his top target, Lee DeRamus, bettered the school's season receiving record (920 yards).

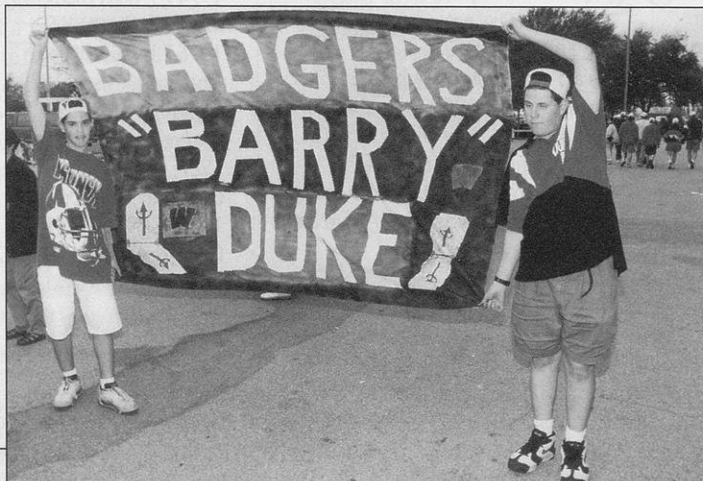
The season was also noteworthy because of the Badgers' Rose Bowl-clinching victory over Michigan State in a game that was played in Tokyo. It is the only game in Big Ten history to be played outside of the United States.

HALL OF FAME CAMPAIGN

The '94 club had to deal with increased expectations, a difficult road schedule and an unusual number of injuries to key players. Through it all, Alvarez and his Badgers met every challenge head on.

For the second year in a row, the Badgers finished strong and, in doing so, won four of their final five games. That included the school's first win at Michigan since '62, a bowl-clinching victory over Illinois and the 34-20 win over Duke in the Hall of Fame Bowl. UW finished 8-3-1.

The Badgers smashed all previous school attendance records, earned seven TV appearances and finished strong with a three-game winning streak to end the season.



Head Coach

A VISIT WITH ALVAREZ

On the task he faced in 1990

"It wasn't just building a program, but we had to get the entire athletic department on solid ground. It was tying a whole state together and rallying people around the state university."

Academics at Wisconsin

"People told me not to take this job because of the strong academics and the fact that you couldn't get all the kids in school. But I felt that you could use that as a positive. You have to go out and get kids who want to go to school. The degree has to be important to them. There are plenty of good football players who are good students."

Academic priorities

"I was fortunate to have coaches looking after me and emphasizing academics. I feel it's our duty (as coaches) to make sure we do everything we can to support our athletes and make sure we give them the help they need to leave Wisconsin with a degree."

Relations with people

"I'm a people person. I like to be around people. I'm never afraid to have friends on the staff. When I became a head coach, people told me I was going to become lonely. I didn't like that and said it wasn't going to happen to me."

A players' coach

"We, as a staff, sincerely care about the kids. Treat them like your own kids. If they do wrong, punish them. But try to offer guidance. I am very honest and approachable and don't take myself too seriously. My door is always open."

Midwestern ways

"I think there's a good chemistry between myself and the mindset of the people in Wisconsin. I go out and mingle with the fans, and I think people can identify with me. What you see is what you get with me."

Long-range goals


"I want to take a school that hadn't won before and build the program and sustain it like (former Nebraska Coach Bob) Devaney did. Then, when you retire, people say, 'He's the among the best who ever coached here.' I want to establish a consistent winner, not a peak-and-valley team. This is that program."

His type of player

"We've made a living on overachievers, kids who like to play football and are hard-nosed. That fits my personality. We are a blue-collar football team, and I am a blue-collar coach."

ALVAREZ' MARK AT WISCONSIN

Wisconsin's Record	Since 1993	Alvarez' career
at home:	10-4-3	20-14-3
on the road:	9-5-1	10-17-1
at neutral site:	3-0	3-0
on artificial turf:	17-7-3	28-25-3
on grass fields:	5-2-1	5-6-1
in day games:	20-6-4	30-28-4
in night games:	2-3	3-3
in televised games:	14-7-3	15-10-3
UW has more rushing yards:	19-3-4	27-7-4
the opponent has more rushing yards:	3-6	6-24
UW has more passing yards:	8-4-1	14-15-1
the opponent has more passing yards:	14-5-3	19-16-3
UW has more total offensive yards:	16-3-2	24-8-2
the opponent has more total offensive yards:	6-6-2	9-23-2
UW forces more turnovers:	14-2-1	20-12-1
the opponent forces more turnovers:	3-6-1	6-13-1
teams force same number of turnovers:	5-1-2	7-6-2
UW scores first:	20-1-2	26-8-2
the opponent scores first:	2-8-2	7-23-2
games decided by 3 points or less:	1-1-4	5-4-4



Barry Alvarez is one of two coaches in Big Ten history to take a team from last place in his first season to a conference championship.

Head Coach

Alvarez by Year

1995: 4-5-2 (3-4-1 Big Ten)

With the most inexperienced squad in the Big Ten and facing the nation's most difficult schedule (according to the *Seattle Times*), the Badgers posted a 4-5-2 campaign. Darrell Bevell broke nearly every passing record at the UW and Tarek Saleh was a second-team all-American. The 17-9 upset at Penn State broke the NCAA's longest winning streak (20 games).

1994: 8-3-1 (5-2-1 Big Ten)

Wisconsin won its second straight January bowl game by defeating Duke in the Hall of Fame Bowl. The regular season featured a win at Michigan for the first time since 1962, the first shutout in 114 games and a school-record 632-yard total offensive output vs. Indiana. Center Cory Raymer was a consensus all-American. Seven players were drafted by the NFL and five others signed free agent contracts.

1993: 10-1-1 (6-1-1 Big Ten)

The winningest team in UW history was Big Ten co-champ, beat UCLA in the Rose Bowl and was ranked as high as fifth (coaches) in the final polls. UW had the NCAA's largest attendance increase, and its .875 winning percentage was the best by a Big Ten team since '79. The 5.5-game improvement in the win column was the best in school history. A school-record eight players were named first-team all-Big Ten. Tailback Brent Moss was the Badgers' first Big Ten Most Valuable Player since 1962.

ALVAREZ AT WISCONSIN

Year	Overall		Finish
	W-L-T	Big Ten W-L-T	
1990	1-10-0	0-8-0	10th
1991	5-6-0	2-6-0	T8th
1992	5-6-0	3-5-0	T6th
1993	10-1-1	6-1-1	T1st
1994	8-3-1	5-2-1	3rd
1995	4-5-2	3-4-1	T7th
Total	33-31-4	19-26-3	

1992: 5-6 (3-5 Big Ten)

The UW was 5-6 and climbed in the Big Ten standings for the third season in a row. The Badgers upset 12th-ranked Ohio State, the first win over a nationally rated foe in eight years. Wisconsin received votes in the polls and ended the year one win short of a bowl bid. Three of the losses were by a total of four points. Inside linebacker Gary Casper set the school's career tackle record.

1991: 5-6 (2-6 Big Ten)

Wisconsin improved its win total by four games, the fourth-largest improvement in the NCAA. Troy Vincent was an all-American and runner-up for the Jim Thorpe Award. A victory at Minnesota broke a 23-game road losing streak.

1990: 1-10 (0-8 Big Ten)

The UW was within striking distance entering the fourth quarter in 10 games, although its only victory was a 24-7 triumph over Ball State. Wisconsin had the third-best attendance gain in the NCAA.

Alvarez in Bowls

1981	Iowa (Rose) Lost to Washington, 0-28 <i>Assistant Coach</i>
1982	Iowa (Peach) Defeated Tennessee, 28-22 <i>Assistant Coach</i>
1983	Iowa (Gator) Lost to Florida, 6-14 <i>Assistant Coach</i>
1984	Iowa (Freedom) Defeated Texas, 55-17 <i>Assistant Coach</i>
1985	Iowa (Rose) Lost to UCLA, 28-45 <i>Assistant Coach</i>
1986	Iowa (Holiday) Defeated San Diego St., 39-38 <i>Assistant Coach</i>
1987	Notre Dame (Cotton) Lost to Texas A&M, 10-35 <i>Assistant Coach</i>
1988	Notre Dame (Fiesta) Defeated W. Virginia, 34-21 <i>Defensive Coordinator</i>
1989	Notre Dame (Orange) Defeated Colorado, 21-6 <i>Asst. Head Coach</i>
1993	Wisconsin (Rose) Defeated UCLA, 21-16 <i>Head Coach</i>
1994	Wisconsin (Hall of Fame) Defeated Duke, 34-20 <i>Head Coach</i>

The years listed are for the seasons that Alvarez coached in bowl games, not the year the bowl game was actually played.

Head Coach

ALVAREZ' PLAYERS IN THE NFL

Player	Pos.	1995 Team
Chuck Belin	OL	St. Louis Rams
Jason Burns	RB	Cincinnati Bengals
Chad Cascadden	LB	New York Jets
Don Davey	DT	Jacksonville Jaguars
Lee DeRamus	WR	New Orleans Saints
Cedric Figaro	OLB	St. Louis Rams
Terrell Fletcher	RB	San Diego Chargers
Kenny Gales	DB	Chicago Bears
Jonathan Hayes	TE	Pittsburgh Steelers
Reggie Holt	SS	Green Bay Packers
Scott Kowalkowski	ILB	Detroit Lions
Brent Moss	RB	St. Louis Rams
Joe Panos	OL	Philadelphia Eagles
Cory Raymer	OL	Washington Redskins
Michael Roan	TE	Houston Oilers
Rafael Robinson	DB	Seattle Seahawks
Joe Rudolph	OL	Philadelphia Eagles
Mike Thompson	DT	Jacksonville Jaguars
Mike Versteegen	OL	New Orleans Saints
Troy Vincent	DB	Miami Dolphins

This list, based upon the 1995 season, was provided by the NFL.

Alvarez' NFL Draft Picks

At Iowa


2nd round — Jonathan Hayes, TE to Kansas City, 1985
11th round — Larry Station, LB to Pittsburgh, 1986

At Notre Dame

6th round — Cedric Figaro, OLB to San Diego, 1988
6th round — Wes Pritchett, ILB to Miami, 1989
6th round — Ned Bolcar, ILB to Seattle, 1990
7th round — Andre Jones, OLB to Pittsburgh, 1991
8th round — Scott Kowalkowski, ILB to Philadelphia, 1991
9th round — Michael Stonebreaker, ILB to Chicago, 1991

At Wisconsin

1st round (7th pick) — Troy Vincent, DB to Miami, 1992
2nd round — Cory Raymer, OL to Washington, 1995
2nd round — Terrell Fletcher, RB to San Diego, 1995
3rd round — Don Davey, DT to Green Bay, 1991
3rd round — Joe Panos, OL to Philadelphia, 1994
3rd round — Mike Versteegen, OL to New Orleans, 1995
4th round — Michael Roan, TE to Houston, 1995
4th round — Mike Thompson, DL to Jacksonville, 1995
4th round — Eric Unverzagt, LB to Seattle, 1996
5th round — Chuck Belin, OL to Los Angeles Rams, 1993
5th round — Jason Maniecki, DL to Tampa Bay, 1996
6th round — Lee DeRamus, WR to New Orleans, 1995
6th round — Kenny Gales, DB to Chicago, 1995
7th round — Mark Montgomery, FB to Philadelphia, 1994
10th round — Brady Pierce, OT to Minnesota, 1991



Fourteen of Barry Alvarez' former Badgers saw action for National Football League teams during the 1995 campaign.

Photo by David Shtuka

COMEBACK VICTORIES UNDER ALVAREZ


Largest comeback victories

14 points (14-0) vs. Northwestern, 1991 ... won 32-14
14 points (17-3) vs. Northern Illinois, 1992 ... won 18-17
13 points (13-0) vs. Western Illinois, 1991 ... won 31-13
13 points (13-0) vs. Purdue, 1992 ... won 19-16
13 points (13-0) vs. SMU, 1993 ... won 24-16

Largest halftime deficit comeback victories

13 points (13-0) vs. SMU, 1993 ... won 24-16
10 points (16-6) vs. Purdue, 1992 ... won 19-16

Assistant Coach



Mike Cassity Defensive Backs

Mike Cassity, a defensive coordinator at five previous schools, is in his second campaign as secondary coach at Wisconsin. Cassity's troops, which included four first-year starters, showed steady improvement last fall. The Badger secondary surrendered less than 210 yards passing in six of the final seven games after allowing 263 yards per game in the first four outings.

His area of expertise is the secondary, but Cassity has served as coordinator of defenses at Cincinnati (1994), Georgia Tech (1992-93), East Carolina (1990-91), NE Louisiana (1989) and Western Kentucky (1983-88).

As Cincinnati's coordinator and secondary coach in 1994, the Bearcats' pass defense surrendered just 149.2 yards per game.

Cassity helped build an outstanding tradition at East Carolina, where he was defensive coordinator for Coach Bill Lewis. The '91 Pirates posted the winningest season in school history (11-1), won the Peach Bowl and had the nation's fourth-best turnover margin. Cassity was a member of the National Coaching Staff of the Year as selected by one publication.

Among his players at East Carolina were Dallas Cowboys Robert Jones and Chris Hall. Jones has been an NFL All-Pro selection. He also coached safety Greg Grandison, a Kodak first-team all-American.

Cassity then followed Lewis to Georgia Tech, where he again served as defensive coordinator for two years. The top player on his Tech defensive units was tackle Coleman Rudolph, a second-round draft pick of the New York Jets.

Two of Cassity's defenses at Western Kentucky ranked in the Top 10 nationally for total defense. He spent one year (1989) in charge of the defense at NE Louisiana.

Prior to his stretch of coordinator positions, Cassity was a member of coaching staffs at Morehead State (1982) and Kentucky

(1979-81). He was also a graduate assistant for six months at Kentucky, his alma mater, before joining Fran Curci's full-time staff for two-and-a-half years as secondary coach.

Cassity's first coaching post was at Tilghman High School (Paducah, Ky.), where he served from 1976-79.

The 43-year-old Cassity was a five-time letterman at Kentucky, where he competed in football and wrestling. Cassity earned the Wildcats' 110 Percent award on the gridiron and was SEC wrestling runner-up at 190 pounds as a senior. He was an all-state football player and two-time state wrestling champ as a prep.

BADGER FILE


Birthdate: August 22, 1953, in Ft. Campbell, Ky.

Family: Daughter Brooke and son Hunter


Alma Mater: Kentucky, 1976

Coaching Career: Asst. coach, Wisconsin, 1995-present; Def. coordinator, Cincinnati, 1994; Def. coordinator, Georgia Tech, 1992-93; Def. coordinator, East Carolina, 1990-91; Def. coordinator, NE Louisiana, 1989; Def. coordinator, Western Kentucky, 1983-88; Asst. coach, Morehead State, 1982; Asst. coach, Kentucky, 1979-81

Bowl Experience: E. Carolina — 1991 Peach Bowl



Offensive Coordinator



Brad Childress Offensive Coordinator & Quarterbacks

After designing the second and third-best rushing offenses in school history in 1993 and 1994, Wisconsin's imaginative offensive coordinator Brad Childress turned his attention to the air last fall. The Badgers averaged 221.7 yards passing and completed 206 passes to establish school records.

Childress, in his fifth year as coordinator of the Badger offense, leaned on quarterback Darrell Bevell to direct fortunes last fall after the loss of three tailbacks — Terrell Fletcher, Brent Moss and Jason Burns — who made NFL rosters in 1995. The result was the third-rated passing offense in the Big Ten last fall.

Childress came to Wisconsin in 1991 as running backs coach and was promoted to offensive coordinator in charge of quarterbacks his second season.

Childress' 1993 offense set a Wisconsin record by averaging 455.2 total yards per game, then the fourth-highest mark in Big Ten history. That club ranked first in the league in rushing (eighth nationally) and total offense (12th), second in scoring (25th) and fourth in passing. The Badgers established a Big Ten record for completion percentage in a season (.675).

The '94 Badgers averaged 29.8 points per game, the fourth-best mark in school history, and gained more than 5,000 total yards for the second year in a row. Wisconsin set a modern-era school record with a 632-yard total offensive output against Indiana. The Badgers ended the season ranked ninth in rushing and 18th in total offense according to NCAA figures.

His prize pupil at the UW was Darrell Bevell, a four-year starter who concluded his career with 17 passing and total offense school marks. The Big Ten's fourth all-time leading passer (7,686 yards) became only the fifth QB in league history to pass for at least 7,000 yards and complete 60 percent of his passes. He also set league completion percentage marks for a game and season.

Prior to joining the UW staff, Childress was wide receivers coach at Utah (1989) and offensive coordinator at Northern Arizona (1986-89). His quarterback at NAU, Greg Wyatt, passed for more than 10,000 yards and set more than 60 school and NCAA records. Wyatt completed 962 passes, the second-most in college history at the time.

Childress coached quarterbacks and helped with the computerized scouting department of the Indianapolis Colts in 1985 after a seven-year stint (1978-84) at Illinois. He was a full-time assistant with the running backs and wide receivers his final five campaigns in Champaign after two years as a graduate assistant. He coached the Illini's David Williams, who caught a Big Ten-record 101 passes in 1984.

BADGER FILE


Birthdate: June 27, 1956, in Aurora, Ill.

Family: Wife Dru-Ann; sons Andrew, Christopher and Kyle; daughter Cara

Alma Mater: E. Illinois, 1978

Coaching Career: Off. coordinator, Wisconsin, 1992-present; Asst. coach, Wisconsin, 1991; Asst. coach, Utah, 1989; Off. coord., Northern Arizona, 1986-89; Asst. coach, Indianapolis Colts, 1985; Asst. coach, Illinois, 1980-85; Grad. assistant, Illinois, 1978-79

Bowl Experience: Wisconsin — 1995 Hall of Fame Bowl; 1994 Rose Bowl; Illinois — 1984 Rose Bowl; 1982 Liberty Bowl



Defensive Coordinator



Kevin Cosgrove Defensive Coordinator & Inside Linebackers

Defensive coordinator Kevin Cosgrove, one of the original members of Barry Alvarez' coaching staff at Wisconsin, enters his second season as defensive coordinator and his seventh year tutoring inside linebackers.

The Badger defense last fall allowed 22.2 points per game and held three opponents to single-figure scoring. Wisconsin beat SMU 42-0, just the school's second shutout in the last 128 contests. The Badgers had a string of 100 consecutive shutout minutes vs. Stanford, SMU and Penn State. Wisconsin held five foes, including three straight, to less than 100 yards rushing for the first time since 1982.

Cosgrove, who has built a reputation for developing first-rate linebackers, has coached the Badgers' leading tackler in five of the last six years.

Pete Monty and Eric Unverzagt, the UW starters the last two seasons, recorded more than 100 stops each in both '93 and '94. Both players were accorded all-Big Ten mention last fall. Unverzagt, who was drafted by Seattle, was Badger co-MVP as a senior. Monty led the Big Ten in total tackles (137).

A pair of Cosgrove starters, Yusef Burgess and Unverzagt, were the top tacklers on the 1994 Rose Bowl squad. Burgess was a second-team all-Big Ten honoree after leading the league in fumbles forced.

The linebackers on the 1992 club, Aaron Norvell and Gary Casper, finished third and fifth, respectively, in Big Ten total tackles. Casper left Wisconsin as the career tackle leader (447).


Cosgrove, who has coached collegiate defenses since 1980, was inside linebackers coach for Earle Bruce at Colorado State in 1989. He was defensive coordinator at Southeast Missouri State for one season (1988) and led Illinois' linebackers from 1980-87. He coached in three bowl games with the Illini, including the 1984 Rose Bowl.

One of the midwest's top recruiters, he

signed Jeff George, Moe Gardner and Darrick Brownlow at Illinois. George was the NFL's No. 1 draft pick in 1990, Gardner was a two-time consensus all-American and Brownlow was Big Ten Defensive Player of the Year.

His Wisconsin recruits include Terrell Fletcher, Lamark Shackerford and Monty. Fletcher, the school's career leader in all-purpose yardage, plays for the San Diego Chargers. Shackerford was a two-time consensus all-Big Ten choice, and Monty has a chance to become the UW's all-time tackle leader.

Cosgrove concluded the '95 season by assisting Coach Barry Alvarez at the Blue-Gray all-star game. Cosgrove helped install a defensive scheme which helped the Blue team to a 27-6 win.



BADGER FILE

Birthdate: Dec. 27, 1955, in Chicago

Family: Wife Michelle; sons Clint and Connor; daughter Shannon

Alma Mater: UW-Oshkosh, 1979

Coaching Career: Def. coordinator, Wisconsin, 1995-present; Asst. coach, Wisconsin, 1990-94; Asst. coach, Colorado State, 1989; Def. coordinator, SE Missouri State, 1988; Asst. coach, Illinois, 1980-87

Bowl Experience: Wisconsin — 1995 Hall of Fame Bowl; 1994 Rose Bowl; Illinois — 1985 Peach Bowl; 1984 Rose Bowl; 1982 Liberty Bowl

Assistant Coach



Jay Hayes Outside Linebackers & Special Teams

Jay Hayes begins his second full season as an assistant coach at Wisconsin with responsibilities for the outside linebackers and special teams. Hayes' appointment in December of 1994, reunited him with Coach Barry Alvarez. Hayes worked previously with Alvarez while both were at Notre Dame.

Hayes is given credit for helping develop Badger Daryl Carter, a first-year starter at outside linebacker last fall. Carter was credited with 88 tackles and was named *Athlon's* National Defensive Player of the Week at Penn State after making 13 tackles.

Hayes' special teams last fall provided two of the longest plays in UW history. John Hall connected on a 60-yard field goal at Minnesota, the fourth-longest kick in NCAA history without the use of a tee. Aaron Stecker had a 100-yard kickoff return vs. the Golden Gophers, and he led the nation's freshmen with a 24.2-yard kickoff return average.

Prior to the UW, he worked three seasons at California. Hayes coached outside linebackers in 1992-93 and added special teams responsibilities in 1994. In his second season at Cal, the Golden Bears posted a 9-4 record and defeated Iowa in the Alamo Bowl.

As a four-year member of the Fighting Irish coaching staff, Hayes helped Notre Dame to a 41-7 record and New Year's Day bowls each season. Hayes joined the Notre Dame staff as a graduate assistant in 1988, the year the Fighting Irish captured the national championship. He received a promotion to full-time coaching duties with the OLBs and special teams the following three seasons (1989-91).

Notre Dame earned berths in the Fiesta (1988), Orange (1989-90) and Sugar (1991) Bowls during his stay. Among the players he coached at Notre Dame were pro draft picks Andre Jones (Detroit), Devon McDonald (Indianapolis), Scott Kowalkowski (Philadelphia) and Karmeelyia McGill (Cincinnati).

A defensive lineman at Idaho, Hayes was a two-time (1980-81) first-team all-league pick. He was team captain as a senior. Hayes received his B.S. degree in history from Idaho in 1984.

After graduation, Hayes played professionally for the Lions and Redskins (1982-83) prior to stints with the Michigan Panthers and Memphis Showboats of the United States Football League (1984-86).

Hayes is the older brother of NFL veteran Jonathan Hayes, who was recruited by Alvarez at Iowa. Jonathan Hayes was a TE with the Chiefs for 10 years before joining the Steelers in 1994. Jonathan played in the 1996 Super Bowl against Dallas.

Jay and his wife, Suzanne, have a son (Jesse) and a daughter (Jazmin).

BADGER FILE


Birthdate: March 3, 1960, in Pittsburgh, Pa.

Family: Wife Suzanne; son Jesse; daughter Jazmin


Alma Mater: Idaho, 1984

Coaching Career: Asst. coach, Wisconsin, 1995-present; Asst. coach, California, 1992-94; Asst. coach, Notre Dame, 1989-91; Grad. asst., Notre Dame, 1988

Bowl Experience: Wisconsin — 1995 Hall of Fame Bowl; California — 1992 Alamo Bowl; Notre Dame — 1992 Sugar Bowl; 1991 Orange Bowl; 1990 Orange Bowl; 1989 Fiesta Bowl



Assistant Coach



Jim Hueber Offensive Line

Jim Hueber, who helped the Badgers establish one of the top rushing offenses in the nation, starts his fifth season at Wisconsin and his second campaign in charge of the offensive line. Hueber coached running backs for three years before switching to the offensive line in 1995.

Hueber's line, which lost three players — Mike Verstegen (Saints), Joe Rudolph (Eagles) and Cory Raymer (Redskins) — to the NFL, allowed just 16 sacks last year. Guard Jamie Vanderveldt and tackle Jerry Wunsch earned honorable mention all-Big Ten recognition in '95. The line, which had only one returning full-time starter, helped pave the way for Carl McCullough's 1,038 rushing yards.

As running backs coach from 1992-94, Hueber worked with Brent Moss and Terrell Fletcher, the school's No. 2 and No. 3 career rushers. Each gained more than 3,400 yards. Moss (1,637 yards in 1993) and Fletcher (1,476 in 1994) have the top two season rushing figures in UW history.

The Moss-Fletcher duo combined for 2,633 yards in the Rose Bowl championship season, the eighth-highest total for a backfield tandem in NCAA history. The Wisconsin pair combined for the second-most yardage in college history for the same tandem in consecutive years. Only SMU's Eric Dickerson and Craig James gained more yardage in back-to-back campaigns.

Fletcher became the Badgers' career all-purpose yardage leader, was MVP of the Hall of Fame Bowl and played as an NFL rookie at San Diego. As a junior, Moss was Big Ten and Rose Bowl Most Valuable Player.

Wisconsin's rushing offense, which averaged less than 100 yards per game in the two years prior to his arrival, finished eighth (school-record 250.8-yard average) and ninth nationally in 1993 and 1994. The Badgers finished first (in 1993) and second (1994) in

Big Ten rushing and had six games of at least 300 yards rushing in those two campaigns.

Hueber came to Wisconsin after an eight-year stint at Minnesota, where he was assistant head coach, offensive coordinator and an assistant coach with the offensive line and running backs. Eight of his Gopher linemen were drafted by the NFL. Minnesota earned two bowl trips during his tenure.

Hueber's lengthy resume before Minnesota includes offensive coaching positions at Memphis State (1983), Temple (1981-82), Wichita State (1979-80), Dodge City Community College (1975-78) and Cincinnati (1974). He was recruiting coordinator at Temple, Wichita State and Dodge City.

BADGER FILE


Birthdate: August 14, 1948, in Philadelphia, Pa.

Family: Wife Nancy; sons Jeffrey, Jonathan and Joseph; daughter Kristine

Alma Mater: South Dakota, 1971

Coaching Career: Asst. coach, Wisconsin, 1992-present; Asst. coach, Minnesota, 1984-91; Asst. coach, Memphis State, 1983; Asst. coach, Temple, 1981-82; Asst. coach, Wichita State, 1979-80; Asst. coach, Dodge City CC, 1975-78; Asst. coach, Cincinnati, 1974

Bowl Experience: Wisconsin — 1995 Hall of Fame Bowl; 1994 Rose Bowl; Minnesota — 1986 Liberty Bowl; 1985 Independence Bowl



Assistant Coach



Henry Mason Wide Receivers

Henry Mason, who worked closely with the Badgers' record-setting pass offense, begins his second season in charge of wide receivers at Wisconsin. Mason handled similar responsibilities at Western Michigan prior to joining the UW staff.

Wisconsin's passing offense finished fourth in the Big Ten but established school records for average yards (221.7) and completions (206). Senior Michael London, who had 10 career catches entering the '95 season, led the club with 41 grabs. Tony Simmons led the UW in TDs (seven) and moved into 10th in career receiving yardage at Wisconsin after only two campaigns.

The 40-year-old Mason was wide receivers coach for the Broncos for four seasons (1991-94) while WMU posted a 27-15-2 mark. Mason also worked with the kick returners. Western Michigan led the Mid-American Conference in passing three of his four seasons. Three of Mason's former players earned pro contracts. The Broncos had more than 2,700 yards passing his final season on the way to a 7-4 record. Three of his receivers had at least 40 grabs, including team leader Andre Wallace, who caught 68 passes for 758 yards as a senior in 1994.

Prior to joining the staff at Western Michigan, Mason was head coach at Smith-Cotton High School in Sedalia, Mo., for six years. Mason's mark at Smith-Cotton was 31-31, and his 1988 club became the first team at the school in 13 years to post a winning record. That squad earned a playoff appearance. Seven of his players continued their careers in college. Mason was offensive coordinator at Smith-Cotton for three seasons (1982-84) before being named head coach.

Mason started his college career as an assistant at Baker University (1981) in Baldwin, Kan. He coached wide receivers and quarterbacks on a 7-3 club. That team

finished third in the Heart of America Conference for passing.

His initial coaching position was as an assistant at Lexington (Mo.) High School. Mason worked with running backs and defensive backs on clubs that posted a 21-0-1 record and won one state championship.

The Marshall, Mo., native is a 1979 graduate of Central Missouri State. Mason was a second-team UPI all-American in football in 1976 and an honorable mention selection in 1978. He was also a UPI second-team baseball all-American and three-time first-team all-league choice. Mason was drafted by the Baltimore Colts, where he played one season (1978). He also played one year (1979) of football with St. Louis.


BADGER FILE

Birthdate: August 6, 1956, in Marshall, Mo.


Family: Wife Debbie

Alma Mater: Central Missouri State, 1979

Coaching Career: Asst. coach, Wisconsin, 1995-present; Asst. coach, Western Michigan, 1991-94; Head coach, Smith-Cotton High School (Sedalia, Mo.), 1985-90; Off. coordinator, Smith-Cotton High School, 1982-84; Asst. coach, Baker University, 1981; Asst. coach, Lexington High School (Lexington, Mo.), 1979-80



Assistant Head Coach



John Palermo Assistant Head Coach & Defensive Line

John Palermo is in his sixth year at Wisconsin and his second season in charge of the Badgers' defensive line. Palermo, the team's assistant head coach, handled UW outside linebackers for four years (1991-94) before moving to the defensive line last fall.

Palermo's defensive line was one of the main reasons that Wisconsin held five opponents to less than 100 yards rushing for the first time since 1982. Tarek Saleh and Jason Maniecki were his star players last fall.

Saleh was a consensus first-team all-Big Ten selection and ranked fifth nationally in tackles for loss. Saleh, who was recruited by Palermo, led the Big Ten in sacks. Maniecki, an all-conference pick on the field and in the classroom, was a fifth-round NFL draft pick.

Palermo, a nine-year veteran of the Big Ten, has coached four OLBs — Dwight Reese (1992), Chad Yocum (1992), Chris Hein (1994) and Saleh (1994) — who received all-league mention.

Palermo assisted with the development of the defensive schemes that Wisconsin used when it was nationally ranked in rushing defense in both 1992 and 1993. The Rose Bowl team of 1993 surrendered just 16.3 points per game, the lowest average since 1963. Palermo's two-deep lineup on that team included a pair of walk-ons and two first-year freshmen.

Before joining Alvarez' staff at the UW, Palermo was head coach for one year (1990) at Austin Peay. In two seasons (1988-89) at Notre Dame, Palermo and Alvarez designed the Fighting Irish defense, which ranked 13th and 14th nationally in total defense. The Irish won the national title in 1988 and registered a 24-1 record during his tenure, and the defense held 10 foes to single-digit scoring.

His feature players on Notre Dame's line included consensus all-America choice Chris Zorich, now with the Chicago Bears.

Palermo worked four seasons (1984-87) at Minnesota, helping the Gophers to the 1985 Independence and 1986 Liberty Bowls. He was also an assistant coach at Appalachian State (1983), Memphis State (1980-82) and Austin Peay (1979) and a graduate assistant at North Carolina State (1977-78).

BADGER FILE

Birthdate: March 27, 1952, in Newburgh, N.Y.

Family: Wife Donna; son Jason; daughter Jessica


Alma Mater: Florida State, 1974

Coaching Career:


Asst. head coach, Wisconsin, 1991-present; Head coach, Austin Peay, 1990; Asst. coach, Notre Dame, 1988-89; Asst. coach, Minnesota, 1984-87; Asst. coach, Appalachian St., 1983; Asst. coach, Memphis St., 1980-82; Asst. coach, Austin Peay, 1979

Bowl Experience:

Wisconsin — 1995 Hall of Fame; 1994 Rose; Notre Dame — 1990 Orange; 1989 Fiesta; Minnesota — 1986 Liberty; 1985 Independence



Assistant Coach



Brian White Running Backs

Brian White, the newest member of the Badger offensive coaching staff, starts his second campaign as running backs coach. The 32-year-old White had served as an assistant working with running backs and wide receivers for the past nine years at four different schools.

For the Badgers, White aided the development of 1,000-yard rusher Carl McCullough. Just the third sophomore in UW history to run for at least 1,000 yards, McCullough was sixth nationally in rushing among sophomores. McCullough and Aaron Stecker had seven 100-yard rushing games in '95.

White came to Wisconsin from UNLV, where he worked in 1994 with Coach Jeff Horton, one of the nation's top authorities in the passing game. The Rebels won the Big West championship and defeated Central Michigan in the Las Vegas Bowl.

As the UNLV passing game coordinator and wide receivers coach, White worked with Randy Gatewood, who caught 92 passes as a senior. He set NCAA records with 23 receptions and 363 yards receiving against Idaho. White worked previously (1990-92) at UNLV, where he coached running backs.


Between assignments at UNLV, White was an assistant to Horton at Nevada-Reno in 1993. As coordinator of the pass offense, he coached quarterback Chris Vargas and receiver Bryan Reeves. Vargas led the nation in total offense, and Reeves was the nation's second-leading receiver with 92 catches. Reeves plays for the Phoenix Cardinals. Nevada-Reno led the nation in total offense with a per-game average of 589.

White spent two years (1988-89) at Notre Dame as a graduate assistant. He worked with the running backs, including pro players Ricky Watters, Tony Brooks, Mark Green, Anthony Johnson and Rodney Culver. His

first coaching job was at Fordham, where he tutored runners.

As a player, White blossomed as a quarterback at Harvard, leading the Crimson to a 7-3 record in 1985. He was second-team all-Ivy League and finished his career as the school's second all-time leading passer (2,335 yards). A two-year starter on the field, White also made the ECAC honor roll. White has a B.A. in history from Harvard (1986), an M.A. from Fordham (1988) and an MBA from Notre Dame (1990).

White's father, Don, lettered for three years at Notre Dame and was the Fighting Irish starting QB in 1959.



BADGER FILE

Birthdate: July 2, 1964, in Haverhill, Mass.


Family: Wife Salli

Alma Mater: Harvard, 1986

Coaching Career: Asst. coach, Wisconsin, 1995-present; Asst. coach, UNLV, 1994; Asst. coach, Nevada-Reno, 1993; Asst. coach, UNLV, 1990-92; Grad. assistant, Notre Dame, 1988-89; Asst. coach, Fordham, 1986-87

Bowl Experience: UNLV — 1994 Las Vegas Bowl; Notre Dame — 1990 Orange Bowl; 1989 Fiesta Bowl

Assistant Coach



Bernie Wyatt Tight Ends & Recruiting Coordinator

Veteran collegiate coach Bernie Wyatt begins his seventh season as a member of the Badger coaching staff. He is the lone remaining offensive coach from Barry Alvarez' original staff.

Wyatt is beginning his fifth season in charge of tight ends. One of the nation's most respected and effective East Coast recruiters, Wyatt came to the UW as recruiting coordinator (1990-91) before returning to the field as tight ends coach in 1992. For the last three years, Wyatt has coached tight ends and coordinated recruiting.

As tight ends coach, Wyatt worked with four-time all-Big Ten choice Michael Roan. Under Wyatt's guidance, Roan had 92 career receptions (sixth-most in Wisconsin history). Roan played last fall for the Houston Oilers.

Wyatt's top player last fall was Matt Nyquist, who finished with 37 catches. He set a UW record with 13 catches against Iowa. Nyquist became just the third player in UW history to gain academic all-Big Ten honors four times in his career and signed a free agent contract with Houston in 1996.

Wyatt's recruiting skills are well-documented in the record books. Three of his Badger recruits — Lee DeRamus (Saints), Kenny Gales (Bears) and Eric Unverzagt (Seahawks) — have been drafted by the NFL. DeRamus is the school's second all-time leading receiver despite playing just three years. Unverzagt was co-MVP of the '95 club.

Wyatt, who has 22 years of experience coaching in the Big Ten, worked 16 seasons at Iowa before rejoining Alvarez in Madison. The duo was on Hayden Fry's staff for eight years at Iowa.

Wyatt was the Hawkeyes' first full-time recruiting coordinator (1979). He worked with Hawkeye outside linebackers and tutored several of his own recruits — Andre Tippett and Joe Mott — who went on to pro careers. Tippett, a perennial NFL All-Pro with the Patriots, was a 1981 consensus all-

American at Iowa. Wyatt signed many eventual NFL players at Iowa, including Ronnie and Kevin Harmon, Bob Kratch, Mike Devlin, Quinn Early, Devon Mitchell and Owen Gill.

Before joining the Iowa staff, Wyatt was a high school coach at Iowa City (Iowa) Regina and Lindenhurst (N.Y.) high schools. His Lindenhurst squads were 37-8-1.

The former high school all-American at Amityville (N.Y.) High School broke many of NFL Hall of Famer Jim Brown's prep records. He was inducted into the Suffolk County Hall of Fame in 1995. Wyatt was the Hawkeyes' team MVP in 1960 when the club was 8-1. He played in the Blue-Gray all-star game and continued his playing days for one season (1961) with the Steelers.

BADGER FILE


Birthdate: August 21, 1938, in Brooklyn, N.Y.

Family: Wife Barb; sons Brad and Barry

Alma Mater: Iowa, 1962

Coaching Career: Asst. coach, Wisconsin, 1990-present; Asst. coach, Iowa, 1974-89

Bowl Experience: Wisconsin — 1995 Hall of Fame Bowl; 1994 Rose Bowl; Iowa — 1988 Peach Bowl; 1987 Holiday Bowl; 1986 Holiday Bowl; 1986 Rose Bowl; 1984 Freedom Bowl; 1983 Gator Bowl; 1982 Peach Bowl; 1982 Rose Bowl



Football Staff

Graduate Assistant Coaches




Pat Meech is in his second year as a graduate assistant coach at the UW, working with the offensive line.

Meech coached four seasons at Miller High School in Fontana, Calif. He was in charge

of the offensive line and tight ends for teams which were 26-17.

Meech, who played for Brad Childress at Northern Arizona, earned his B.S. degree from NAU in 1988. He earned honorable mention all-Big Sky recognition in 1987.

He added an M.E. from Azusa Pacific in 1993. Meech and his wife, Stephanie, live in Madison.



Brian Murphy is in his third campaign at Wisconsin as a graduate assistant. Murphy's responsibility is with the defensive line.

Previously, he helped the UW program in recruiting and


academics from 1993-94.

A native of Riverside, Ill., Murphy spent one season (1992) as an assistant coach on the defensive line at Illinois Benedictine College.

He was a four-year football letterwinner at defensive end for Lehigh University from 1988-91. He holds a degree in international relations from Lehigh (1992).

Murphy, 26, is single and lives in Madison.

John Chadima Director of Football Operations



One of the original members of Barry Alvarez' staff at the UW, John Chadima, is in his seventh year with the football program. He was administrative assistant for six seasons prior to a 1995 promotion to Director of Football

Operations. He is responsible for coordinating all off-the-field activities for the UW gridiron squad.

In his role at Wisconsin, Chadima works specifically with the multi-million dollar budget, team travel, the football camp, the summer job program and scheduling.

Prior to his appointment at Wisconsin, he was a football manager at Iowa from 1983-87. Chadima was a graduate assistant in administration at Iowa from 1987-89.

The 1988 graduate of Iowa earned a B.S. degree in athletic administration. The 31-year-old native of Cedar Rapids, Iowa, is single and resides in Madison.

BADGER FILE

Birthdate: June 30, 1965, in Cedar Rapids, Iowa

Family: Single

Alma Mater: Iowa, 1988

Experience: Director of Football Operations, Wisconsin, 1996; Administrative asst., Wisconsin, 1990-95

Bowl Experience:
Wisconsin — 1995 Hall of Fame Bowl; 1994 Rose Bowl; Iowa — 1988 Peach Bowl; 1987 Holiday Bowl; 1986 Holiday Bowl; 1986 Rose Bowl; 1984 Freedom Bowl; 1983 Gator Bowl

Football Office Secretaries



Jean Carlson




Sandy Freye



Lisa Powell

Football Support Heads



Anthony Adams
Compliance Coordinator

Anthony Adams begins his second year as the compliance coordinator for the UW Athletic Department.

Adams came to the Badgers after serving in the same capacity at Rhode Island from 1992-94. In his role, Adams is responsible for rules compliance with both the Big Ten and NCAA, plus educational training for staff and student-athletes.

He is a member of the National Association of Athletic Compliance Coordinators.

The graduate of Rhode Island (B.A., management information systems, '89) also served as Academic Coordinator for Athletics at Hofstra and Compliance Assistant for the Big East for one year each.

Adams was a three-year starter on the gridiron at URI and made the Dean's List in the fall of 1987.



John Dettmann
Strength & Condition. Coord.


John Dettmann is in his fifth year as director of the strength and conditioning program at Wisconsin and his seventh campaign serving the Badger football program.

Dettmann directs the conditioning programs and facilities for all Badger athletic teams.

Prior to the UW, he worked in administration at the Houston (1984-86) and Ft. Lauderdale (1988-89) YMCAs. Between those assignments, he was employed at the Enron Corporation.

He earned his B.S. degree in corporate fitness from UW-Oshkosh.

Dettmann was an honorable mention all-American, team MVP and Athlete of the Year as a senior. He was inducted into the UW-Oshkosh Athletic Hall of Fame in '93. Dettmann is single.




Dennis Helwig
Head Athletic Trainer

Dennis Helwig is in his 21st year at the University of Wisconsin and his 12th season as head football trainer. Helwig also supervises the Sports Medicine Program.

Helwig was the UW hockey trainer for 10 seasons, earning four NCAA championship rings, before becoming the head athletic trainer in 1984. He is president of the Wisconsin Athletic Trainers Association and an advisor to USA Hockey. He worked at the 1984 Winter Olympics and the 1987 World University Summer Games.

A 1974 graduate of the UW in physical education and dance, he was an assistant trainer with the Philadelphia Eagles (1975) before returning to Madison.

Helwig and his wife, Jan, are the parents of one son, Christopher.



Scott Jenkins
Facilities Coordinator

Scott Jenkins, a four-time cross country and one-time track all-American at Wisconsin, starts his third year as the department's coordinator of facilities and event management.

Prior to assuming his present duties, Jenkins directed the Space Management and Leasing Bureau at the Department of Administration.

He also was director of the Wisconsin Bureau of Building Management and was a facility manager at the Trammell Crow Company in Milwaukee.

Jenkins, who earned a B.S. degree in construction administration, made the Dean's List seven times during his career. He was a member of two NCAA champion cross country teams and placed as high as fifth (1982) individually at the NCAA meet.

Football Support Heads




John Kvatek
Video Coordinator

John Kvatek begins his ninth year as a video coordinator for a Division I Athletic Department and his second campaign with those duties at the UW.

Kvatek came to the UW to help develop and implement the nation's first video network for sports applications.

Prior to Wisconsin, Kvatek worked at Virginia Tech, where he served as athletics videography director for two years (1993-94). Kvatek produced the "Virginia Tech Basketball" TV Show and established a department-wide video support system. He served as football video coordinator for five years (1988-92) at Miami (Ohio).

Kvatek graduated from Miami with a B.S. degree in mass communications.




Jim McCormick
Equipment Manager

Jim McCormick is in his sixth season as head equipment manager for the department of athletics. He is responsible for the ordering and inventory of equipment for all UW teams and also oversees the mail room operation.

Before joining the staff, McCormick served as equipment coordinator at his alma mater, Western Michigan. He worked as a student assistant on the equipment staff at WMU as an undergraduate. McCormick is a member of the Athletic Equipment Managers Association.

The native of Ishpeming, Mich., earned a B.S. degree in elementary science and math from Western Michigan in 1988.

He and his wife, Jayne, live in Madison.




Jim Roberts
Technical Systems Director

Jim Roberts is in his 10th year working at the UW and his second as the director of technical systems. In that role, he oversees the computer and video needs of the athletic department.

Roberts came to the UW from Tulsa, where he was the school's equipment manager and director of athletic dorms.

A graduate of North Dakota State, Roberts was hired by his alma mater to serve as equipment manager for all athletic teams, the recreation department and the physical education office.

Roberts was named Manager of the Year by the Athletic Equipment Managers Association in 1985. He is a past chairman of the certification committee for AEMA. Roberts is single.



Alan Zussman
Academic Affairs Director


Alan Zussman has been a member of the Department of Athletics since 1976. As Director of the Academic Affairs Office, Zussman oversees a staff of 11 full-time support personnel who have responsibilities for 625 student-athletes.

Prior to coming to the Athletic Department, Zussman was the Assistant to the Dean of the College of Letters and Science at the UW.

A member of the National Association of Academic Advisors for Athletics, he served for three years as an officer and member of the Executive Board.

Zussman earned his B.S. and M.S. degrees from the UW in communication arts and has completed coursework for his doctorate in educational administration.

Administration



David Ward Chancellor, UW-Madison

Chancellor David Ward, the university's 25th chief executive, is actively positioning the University of Wisconsin-Madison for continued excellence in the next century.

Ward, who assumed the chancellorship in June 1993, insists that the university must anticipate societal changes relevant to higher education, and envisions the university as more of an educational partner with public schools, businesses, industry, and its alumni and friends.

"We have a tradition of excellence upon which to build and much to preserve, but I believe it is time for the university to start doing some things differently - not just doing the same things better," said Ward in his 1995 report to the university community entitled "A Vision for the Future: Priorities for UW-Madison in the Next Decade."

"To achieve these ends, we need to pursue our goals within a shared vision of a university that will be as outstanding in the next century as it has been in the past, and is in the present."

Ward was named chancellor after serving as vice chancellor for academic affairs and, additionally, as provost. As the chief executive officer, he has led efforts to improve the quality of undergraduate education, including improved class access and increased undergraduate engagement in research. He has coordinated efforts to enhance the diversity of the UW-Madison campus and restore support for the university's infrastructure, such as libraries, laboratories and computer facilities. Ward has helped to adapt some of the principles of quality management to academic objectives of the campus.

Ward, who also holds the Andrew Hill




Clark Professorship of Geography, says "changes in our funding, in the public's perception and confidence in higher education, and in the demand for high levels of accountability, require us to demonstrate our skills in strategic planning so that citizens of Wisconsin are able to recognize our commitment to education."

Ward was born in Manchester, England, and received bachelor's and master's degrees from the University of Leeds. He earned a Fulbright Travel award to the United States in 1960 and received a doctorate from UW-Madison in 1963. In 1966 he joined the faculty. He later served as chair of the geography department and, still later, associate dean of the Graduate School.

As a scholar Ward is a recognized authority in urban geography. He is a past president of the Association of American Geographers. He has authored two books, edited two books and contributed many articles in leading academic journals. In recognition of his postdoctoral research, Ward was awarded the degree of Litt.D. by his undergraduate alma mater.

Ward is married to Judith B. Ward, who is the executive associate director of the Waisman Center on Mental Retardation and Human Development. They have two sons.

Administration



Pat Richter Director of Athletics

Director of Athletics Pat Richter, the former Badger all-America gridiron star, three-sport letterman and successful business executive, is the man in charge of one of the NCAA's most thriving athletic departments.

During a time of budget tightening, presidential reform and gender equity concerns, Richter has built a model intercollegiate program.

As Director of Athletics, he is responsible for 20 sports, nearly 700 student-athletes and more than 160 employees. Consider that during his administration, he ...

- inherited a division that was \$2.1 million in debt in 1990 and eliminated the red ink on the ledgers in less than four years. That recovery came during a time when three-quarters of the Division I programs in the United States were losing money.

- watched the football, basketball and hockey squads set season attendance marks during his administration. Football attendance has risen every year since his arrival.

- oversaw plans for significant facility improvements, most notably the proposal for the \$72 million Kohl Center. Ground-breaking for the future home of Wisconsin basketball and hockey occurred last spring.

Perhaps one of Richter's most satisfying seasons as Director of Athletics was the 1993-94 campaign when his alma mater won the Rose Bowl and qualified for its first NCAA men's basketball tournament in 47 seasons.

All 20 of the division's sports have competed in NCAA post season play during his tenure, and the UW has placed in the top 20 for total sports success in all three seasons of the Director's Cup. The Badgers have claimed two — hockey (1989-90) and men's soccer (1995) — NCAA championships during Richter's tenure.

Badger playing days

As a player, he earned all-America (1961-62) and academic all-America (1962) honors as an end. He led Wisconsin to the 1963 Rose Bowl and set a record with 11 receptions.

In the first ever college football game between No. 1 and No. 2 ranked teams, Richter and his Badger teammates dropped a 42-37 decision to USC at Pasadena.

Richter led the Big Ten in receiving twice and is still the third-leading receiver in school history. As a senior, Richter won Wisconsin's 1963 Big Ten Medal of Honor.

He earned all-league honors in baseball and led UW in hits, homers and RBI three times. The 6-5 center received his scholarship for basketball.

Professional life

After earning his B.S. degree from the UW in landscape architecture (1964), Pat was a first-round draft pick of the Washington Redskins. He played from 1963-71.


Upon retirement from the NFL, he returned to Wisconsin to earn his law degree (1971). After working at a Madison law firm, he climbed his way to vice president of personnel at Oscar Mayer Corporation.

Honors and awards

Richter was honored with an NCAA Silver Anniversary Award for post-college achievements in 1988. He is a member of the Wisconsin State Athletic and Madison Sports Halls of Fame, the NFL Player and Alumni Associations and the American Bar Association. Pat was enshrined in the Athletic Department and Rose Bowl Halls of Fame in '91 and '94, respectively. In the spring of 1995, he became the second Badger to gain induction into the GTE Academic All-America Hall of Fame. He also became just the seventh Badger in school history to be inducted into the College Football Hall of Fame. He will be recognized at halftime of the Stanford football game on Sept. 21.

Pat and his wife, Renee, have four children: Scott, Brad, Barry and Tim.

Administration



Al Fish
Administrative Officer

Alan Fish, Administrative Officer at the Athletic Department since 1989, oversees several internal units in the Division and serves as liaison to campus and state governments and the Athletic Board.

Fish, who came to the Department after three years (1987-89) as the Director of Policy and Budget for the Department of DHSS, is coordinating the construction of the \$72 million Kohl Center on the UW-Madison campus.

He worked previously as a liaison to the State Assembly, a budget analyst for the State Budget Office and a program evaluator for the Legislative Audit Bureau.

The 1973 graduate of Luther College is married to Susan Goodwin. They have three children: Cassie (15), Molly (9) and Nick (7).



Cheryl Marra
Sports Administrator

Cheryl Marra begins her seventh year at Wisconsin as an administrator for volleyball, basketball, soccer, tennis, swimming and golf.

She is the Badgers' primary women's athletic administrator to the Big Ten and NCAA.

Marra served as the women's athletic director at Denison University from 1983-90. She was an assistant professor (seven years) for physical education as well as head soccer (11 years) and track (nine) coach at Denison.

She has been a member of the NCAA's Committee on Women's Athletics since 1987 and served as chair of the Women's Soccer Committee.

A 1977 graduate of Slippery Rock State, Marra received her M.A. from Ohio State in 1983.

Marra and her husband, Jerry, have three children: Kelly, Kenny and Peter.



Nancy Seifert
Chief Financial Officer


Nancy Seifert has been a member of the UW Department of Athletics since 1992.

As chief financial officer, Seifert is responsible for overseeing financial planning, budgeting, accounting and business functions for the division. She was instrumental in updating and enhancing the department financial systems and business management techniques.

Prior to her appointment with the Athletic Department, she was Chief Financial Officer for WPPI Inc. and the World Council of Credit Unions.

Seifert is a graduate of the UW with a B.B.A. in accounting and an M.B.A. in finance and accounting. She is a licensed Certified Public Accountant.

Seifert and her husband, Michael, have one daughter, Leigh Ann.



Vince Sweeney
External Relations


Vince Sweeney, in his sixth year at UW-Madison, begins his second season as an Associate Athletic Director in charge of external relations. He oversees marketing, promotions, licensing, sports information, ticketing, special events and fundraising.

Sweeney was named 1994 "Marketer of the Year" by the Madison Chapter of the American Marketing Association. His department won two "Awards of Excellence" from *Athletics Management* magazine in '95.


Prior to joining the UW, Sweeney worked for 13 years in sports journalism, where he earned several awards as a reporter and editor for the *Madison Press Connection*, *Milwaukee Journal*, *Milwaukee Sentinel*, *Capital Times* and the *Los Angeles Times*.

He and his wife, Sharon, have two daughters, Kelsey and Keara.


Football Support Staff




Jim Bakken
Community Relations




Jerry Darda
Academic Advisor



Chris Doyle
Asst. Strength Coach




Barry Fox
Building & Grounds



Dr. Ben Graf
Orthopedics




Ann Green
Asst. Ticket Mgr.



Scott Hettenbach
Asst. Strength Coach




Duane Kleven
Special Events



Dr. Greg Landry
Internal Medicine




Mary Moroder
Learning Specialist




Bill Naves
Academic Affairs




Barb Pearson
Athletic Trainer



Mark Peeler
Asst. Equipment Manager



Stieg Theander
Asst. Strength Coach



Mike Unitan
Marketing Director

Head Coaches




Jane Albright-Dieterle
Basketball (W)




Barry Alvarez
Football



Dick Bennett
Basketball (M)



John Cook
Volleyball



Barry Davis
Wrestling




Dean Duerst
Soccer (W)



Sue Ela
Crew (W)




Karen Gallagher
Softball




Nick Hansen
Swimming (M&W)




Patti Henderson
Tennis (W)




Randy Jablonic
Crew (M)




Pat Klingelhoets
Tennis (M)




Jim Launder
Soccer (M)




Ed Nuttycombe
Track (M)



Jeff Sauer
Hockey



Martin Smith
Cross Country (M)



Peter Tegen
Track & CC (W)



Dennis Tiziani
Golf (M&W)

Daryl Carter was named *Athlon's* national defensive player of the week for his play in last year's win at Penn State



Players


.....

The Badgers

29

Bob Adamov*

DB, 6-0, 215, So., Sturgeon Bay, WI



1995 — made 18 tackles in reserve role at strong safety ... started the SMU and Penn State games ... the Badgers won both games and surrendered just 219.0 yards passing after giving up 306.5 yards through the air in the opening two games ... four stops in first college game (vs. Colorado) and first start (SMU) ... two PBUs vs. the Mustangs.

1994 — redshirted.

High School — all-state, MVP and captain as a senior at Southern Door ... third leading tackler (172) in school history ... rushed for more than 2,800 yards with 11 interceptions and seven fumble recoveries... three-time all-league on defense and twice on offense ... same school as Brian Flanigan ... coach was Brent Claflin.

Personal — born 9/19/75 ... Letters & Science ... parents are Tony and Sandy.


Adamov's Career

Year	Solo	Asst	Tot.	Int.	PBU
1995	14	4	18	0	2

98

Brian Alexander*

P, 6-3, 198, Sr., Fremont, CA



1995 — averaged 36.3 yards per punt ... seven punts were downed inside the 20-yard line and five others inside the 10 ... special teams MVP vs. Stanford and Ohio State ... pinned Stanford back to its one-yard line on the Cardinal' final drive of a 24-24 game ... season-long 47 yarder vs. Purdue and SMU ... season-high 10 punts for 368 yards against Illinois ... had


punts downed at the 10- and two-yard lines at Purdue.

Junior College — two-time all-Coast Conference pick at Chabot College ... led California junior colleges in punting as a freshman (41.9) and finished second as a sophomore (school-record 42.5) ... second in career punting yards (4,471) at Chabot, trailing former Kansas City Chief Louie Aguiar ... JC coach was Pete Davis.

Personal — born 8/26/75 ... agricultural business management major ... parents are Richard and Donna.

Alexander's Career

Year	No.	Yards	Avg.	Blk	Lg
1995	50	1,816	36.3	0	47



72

Alex Barton

DT, 6-3, 254, So., Park Ridge, IL



At Wisconsin — scout team player on defensive line ... redshirted in '94 after knee injury in the first practice of fall camp.

High School — second-team all-state at Maine South ... rushed for 976 yards with 12 TDs and averaged 46.2 yards per punt ... honor roll his last two seasons ... coach was Charlie Bliss.


Personal — born 10/2/75 ... agric. journalism major ... parents are Kathy and Dick.

The Badgers

45

Giscard Bernard**

DB, 6-0, 186, Sr., Bronx, NY



1995 — four stops in back-up action ... two tackles at Purdue was season high.

1994 — credited with four tackles in 10 games ... missed final two contests after knee surgery ... two tackles vs. Northwestern.

Junior College — intercepted six passes for JC national runners-up at Nassau (N.Y.) ... district champ and national competitor in


400 hurdles ... JC coach was John Anselmo.

High School — first-team all-state by AP at Kennedy ... 48 catches for 656 yards in career ... three punt returns (all longer than 70 yards) for TDs ... team MVP twice ... student-athlete of the year at Kennedy ... won state 400 intermediate hurdles title as a senior ... teammate of Cayetano Castro ... coach was Jerry Horowitz.

Personal — born 4/3/75 ... Letters & Science ... parents are Alfred and Gladys ... born in Haiti.

Bernard's Career

Year	Solo	Asst	Tot.	Int.	PBU
1994	2	2	4	0	0
1995	4	0	4	0	0
Career	6	2	8	0	0




Linebacker David Lysek

88

Demetrius Brown

WR, 6-3, 208, Fr., Milwaukee, WI



1995 — redshirted ... scout team player of the week vs. Ohio State.

High School — all-state mention at QB as a senior at Vincent ... conference offensive player of the year after passing for 700 yards and 10 TDs ... threw for 875 yards with 12 TDs in junior year ... intercepted 12 passes as a sophomore ... three-time all-league choice ... four-year honor student


... teammate of Shadrick Washington ... coach was Rick Henneberry.

Personal — born 4/10/76 ... Letters & Science ... parents are Cynthia and Monroe Young.

74

Tom Burke*

DT, 6-4, 261, So., Poplar, WI



1995 — special teams player of the year as a true freshman ... backed up on the line ... special teams MVP at Purdue ... three tackles vs. Michigan State.

High School — Gatorade's State Player of the Year at Northwestern ... all-America by *Scholastic Coach*, *Super Prep*, *Prep Football Report* and *USA Today* ... only player to make first-team all-state

by AP and the *Milwaukee Journal Sentinel* on both sides of the ball ... lineman of the year by the *Milwaukee Journal* ... 24 tackles for loss among his 115 stops as a senior ... 3.4 GPA his final two seasons ... coach was Andy Lind.

Personal — born 10/12/76 ... Letters & Science ... parents are Steve and Linda.

Burke's Career


Year	Solo	Asst	Tot.	TFL	PBU
1995	6	3	9	0/0	0

The Badgers

38

LaMar Campbell**

DB, 5-11, 176, Jr., Chester, PA



1995 — started opening two games before an injury at Stanford took him out of the lineup ... returned to back-up duty at midseason ... saw action in eight games ... participated on special teams ... four tackles vs. Colorado.

1994 — played in 12 games as a true freshman ... started the Hall of Fame Bowl vs. Duke and made a career-high five tackles ... intercepted a pass vs. the Blue Devils.


cepted a pass vs. the Blue Devils.

High School — all-Catholic League and all-area pick at Strath Haven ... played in Pennsylvania "Big 33" game ... all-state in track ... won the school's Principal Award for academics ... coach was Kevin Clancy.

Personal — born 8/29/76 ... Letters & Science ... mother's name is Sharon ... nickname is Soup.

Campbell's Career

Year	Solo	Asst	Tot.	Int.	PBU
1994	12	4	16	1	2
1995	9	0	9	0	0
Career	21	4	25	1	2




Cornerback
LaMar Campbell

32

Branden Cantrell**

RB, 6-2, 245, Jr., Indianapolis, IN



1995 — slowed by injuries and played in just six games ... caught a pass at Stanford.

1994 — listed in the two-deep as a true freshman before a knee injury vs. Cincinnati ended his season ... ran for 13 yards vs. Eastern Michigan.

High School — two-time all-state at Lawrence Central ... a Top 50 player in the region by *Super*

Prep ... school-record 89-yard interception return ... rushed for 709 yards as a senior and 794 yards as a junior when he was MVP ... coached by Frank Sergi.

Personal — born 6/30/76 ... Letters & Science ... father's name is Donald ... mother's name is Judith.


Cantrell's Career

Year	Att	Yards	Avg.	TDs	Lg
1994	4	13	3.3	0	8

25

Marcus Carpenter

OLB, 6-2, 241, Fr., Elkhart, IN



1995 — redshirted ... scout team defensive MVP vs. Northwestern.

High School — *USA Today* honorable mention all-American at Jimtown ... regional all-American by *Prep Football Report* and *Super Prep* ... *Bloomington Herald-Times* "Top 33" team ... all-state LB and RB ... 30 career sacks ... rushed for 1,286 yards and 21 TDs as a senior and 1,409 yards in junior

year ... team won state football title his freshman year ... National Honor Society ... academic all-state four times ... class president ... 3.4 GPA ... coach was Bill Sharpe.


Personal — born 3/17/77 ... Letters & Science ... parents are Albert and Bertha.

The Badgers

19

Daryl Carter***

OLB, 6-2, 218, Sr., Milwaukee, WI



All-Big Ten candidate... team captain in '96 ... excellent combination of pass rush and pass coverage skills ... second season at OLB after beginning career at SS ... 100 career tackles.

1995 — *Athlon's* national defensive player of the week after his performance in the Badgers' 17-9 upset at Penn State ... credited with 13 tackles, one QB sack, one

fumble forced and a pass broken up vs. PSU ... the Big Ten and Wisconsin defensive player of the week vs. the Nittany Lions, too ... 88 tackles were fourth-most on the team ... second on the squad with six sacks ... started the last nine games at OLB ... credited with 12 stops in the opener against Colorado ... special teams player of the week vs. SMU ... two tackles for loss and two passes broken up in the shutout of SMU ... intercepted a pass against Michigan State.

1994 — back-up strong safety and kick coverage performer ... nine tackles in 11 games ... five of his stops vs. Indiana.

1993 — three stops on special teams.

High School — fourth-best prospect in the state by *Milwaukee Journal* at Washington ... all-midwest pick by Tom Lemming's *Prep Football Report* ... second-team all-state defensive back ... nine interceptions as a senior ... caught 17 passes for 388 yards (22.8) and seven TDs in 1992 ... MVP in track and football once each ... starter for basketball state champs ... state champion hurdler ... coached by Greg Lehman.

Personal — born 2/24/75 ... Afro-American studies major ... mother's name is Janet.


Carter's Career

Year	Solo	Asst	Tot.	TFL	Int.
1993	1	2	3	0/0	0
1994	8	1	9	0/0	0
1995	45	43	88	9/43	1
Career	54	46	100	9/43	1

68

Cayetano Castro***

OL, 6-6, 307, Sr., New York, NY



A '96 captain ... great agility for his size ... excels at pass blocking ... backed up Mike Verstegen (Saints) his first two seasons.

1995 — started all 11 games at LT ... first native of the Dominican Republic to start in a Division I football program.

1994 — reserve tackle on both the left and right sides ... battled Jerry Wunsch for the starting RT

spot ... settled in as back-up to Verstegen.

1993 — played TE to bolster the rushing attack against Illinois and Michigan State ... Badgers averaged 293.5 yards rushing in those games.

1992 — redshirted.


High School — all-city at Kennedy ... a Top 100 prospect on *Prep Football Report* all-east squad ... graded out at 85 percent ... two-year starter ... member of city championship team ... same high school as Giscard Bernard and Vitaly Pisetsky ... coached by Jerry Horowitz.

Personal — born 11/27/74 ... agricultural business management major ... mother's name is Maria Felix ... nicknamed Manny.

36

Azree Commander**

DT, 6-2, 247, Sr., Chicago, IL



Settled in on the defensive line after stints at OLB and FB.

1995 — reserve on the line ... one tackle against Colorado and a PBU at Stanford.

1994 — played in 12 games and made seven tackles ... two stops vs. Eastern Michigan were his high ... registered a QB sack vs. Cincinnati.

1993 — scout team defensive player of the game vs. Nevada,

Northwestern and UCLA.

1992 — redshirted ... made ESPN's "All-Name" team.

The Badgers

Commander, continued


High School — two-time all-state at Lane Tech ... *Prep Football Report* and *Chicago Sun-Times* all-midwest teams ... MVP and captain ... 90 tackles for team that posted five shutouts ... coached by Sam Brunswick.

Personal — born 4/19/74 ... business major ... parents are Ernest and Venus.

94

Joe Czukas

K/P, 5-10, 172, Fr., Milwaukee, WI




At Wisconsin — '95 redshirt.
High School — first-team all-conference punter and second-team kicker at Marquette ... team's leading scorer as a senior ... made a 54-yard field goal in the state title game ... honor roll ... coached by Richard Basham.

Personal — born 9/9/76 ... engineering major ... parents are John and Rita.

66

Pat Daley

OL, 6-5, 312, Fr., Iron Mountain, MI



1995 — redshirted.
High School — *Blue Chip* all-American at Iron Mountain ... top 15 prospect in Michigan according to the *Detroit Free Press* ... consensus all-state (AP, coaches' association and *Detroit News*) and Most Valuable Lineman in 1994 ... school won state title in 1993 ... career totals of 55 tackles for loss, 14 fumbles caused and six fumbles


recovered ... started two years at Middleton (WI) High School before moving to Michigan ... coach at Iron Mountain was Tom Wender.

Personal — born 6/4/76 ... Letters & Science ... parents are John and Nancy.

64

James Darby**

OL, 6-5, 287, Sr., Streamwood, IL



1995 — moved into the starting lineup vs. Ohio State after Steve Stark was injured ... started the last seven games at right guard ... gained his second letter.

1994 — back-up at guard ... started twice (Eastern Michigan and Northwestern) when Stark was injured.

1993 — reserve guard and special teams participant.

1992 — redshirted.


High School — all-American by *Parade*, *The Sporting News* and *Prep Football Report* at Streamwood ... *Super Prep* and *Detroit Free Press* all-Midwest pick ... played only four games as a senior because of teachers' strike ... graded out at 98 percent with 43 de-cleaters as a senior ... *The Sporting News* Army ROTC scholar-athlete of the year ... coached by Dave Smiley.

Personal — born 7/3/74 ... history major ... parents are James and Brenda.

51

Mark Davis

LB, 6-0, 226, So., Waukesha, WI



At Wisconsin — scout team performer and reserve linebacker ... scout team player of the week vs. Purdue in 1995 ... redshirted and was scout team defensive MVP vs. Cincinnati in '94.

High School — two-year captain and team MVP as a senior at Pewaukee ... first-team all-league as a senior and second-team as a junior ... top tackler in the conference his senior season ... coach was Mike Ryback.


Personal — born 11/28/75 ... Letters & Science ... parents are Jeff and Helga.

The Badgers

39

Pete Diatelevi***

OLB, 6-2, 240, Sr., Waterbury, CT



1995 — started the opening two games at OLB ... also earned a start in the finale vs. Illinois when the Badgers used an extra LB ... special teams player of the week vs. Illinois ... four stops vs. Iowa were his season high ... 16 tackles.

1994 — 31 tackles in 11 games ... back-up to the team's leading tackler, Pete Monty ... career-best six tackles vs. Cincinnati.

1993 — reserve LB and special teams performer.

1992 — redshirted.

High School — two-time all-state at Holy Cross ... *USA Today* honorable mention all-America ... league and city MVP ... 110 tackles and six interceptions as a senior ... coach was Jerry Ciraleglio.

Personal — born 6/27/73 ... psychology major ... parents are Pete and Kathy.


Diatelevi's Career

Year	Solo	Asst	Tot.	TFL	PBU
1993	4	3	7	0/0	0
1994	18	13	31	0/0	0
1995	8	8	16	0/0	0
Career	30	24	54	0/0	0

63

Tim Dienger

OL, 6-3, 235, Fr., Onalaska, WI



At Wisconsin — redshirted on the offensive line in '95.


High School — lettered in football and track at Onalaska ... listed in *Who's Who Among High School Students* ... coach was Deiter Antoni.

Personal — born 10/17/76 ... Letters & Science ... parents are Jeff and Debbie Christianson.

8

Chris Downs

WR, 6-2, 191, Fr., Carlsbad, CA



1995 — redshirted ... scout team offensive player of the week against Penn State and Illinois ... one of two Badgers to earn that award twice (Eric Grams was the other).

High School — all-state at Carlsbad ... caught 35 passes for 646 yards as a senior ... led team to Avocado League title (San Diego County) in 1994 ... averaged 38


yards per punt ... team captain as a senior ... born in Racine (WI), he moved to California when he was two years old ... three generations of his relatives attended Wisconsin ... coach was Bob McAllister.

Personal — born 7/13/76 ... Letters & Science ... parents are Wayne and Sina.

58

Jason Eck

OL, 6-4, 257, Fr., Atlanta, GA



At Wisconsin — redshirted in 1995 ... scout team offensive player of the week against Northwestern in '95.

High School — played center and was team captain on the most-potent offense in school history at St. Pius X ... graded out at 80 percent in blocking assignments ... school posted its first winning record in 13 seasons his senior year

... won Golden Lion Award, given to the player with the highest GPA on the team, as a junior and senior ... honor roll four years ... National Merit Commended Scholar ... coach was John Alexander.


Personal — born 8/11/77 ... Letters & Science ... parents are Jay and Mary Beth.

The Badgers

50

Donny Eicher*

LB, 6-3, 244, So., Hartland, WI



1995 — participated on special teams and as a back-up linebacker ... played in 10 games and was credited with one assist.

High School — *Super Prep* and *Prep Football Report* all-American at Arrowhead ... state Player of the Year by *USA Today*, AP and the *Milwaukee Journal Sentinel* ... led school to Division I state titles in '93 and '94 ... 90 tackles, 17 for

losses, for a defense which allowed just 146 yards and seven points per game in 1994 ... teammate of Badger Mike Solwold ... track sprinter ... coach was Tom Taraska.

Personal — born 5/10/77 ... Letters & Science ... parents are Don and Carol.

69

Derek Engler**

OL, 6-5, 303, Sr., St. Paul, MN



1995 — saw a lot of action at guard ... split time with James Darby at RG after Steve Stark was injured ... took snaps at tackle.

1994 — second-team guard behind two-time first-team all-Big Ten pick Joe Rudolph ... scout team player of the week vs. Purdue ... missed the last half of the season after shoulder surgery.

1992-93 — reserve guard ... a '92 redshirt ... scout team MVP vs. Iowa in 1992.

High School — *Super Prep* all-midwest team at Cretin-Derham Hall ... made WCCO "Dream Team" ... two-time all-city ... three-year starter ... honor roll four times ... teammate of Carl McCullough and Tim Rosga ... coached by Rich Kallok and Mal Scanlan.

Personal — born 7/11/74 ... sociology major ... parents are Richard and Bridget.

55

Brian Flanigan**

LB, 6-2, 234, Jr., Sturgeon Bay, WI



1995 — credited with 13 tackles in seven games ... shoulder injury hampered his season ... nine solo tackles in last three appearances ... season-best four stops and his lone tackle for loss against Ohio State ... made a hit on a key two-point conversion attempt to slow a Penn State comeback in the Badgers' 17-9 victory ... intercepted a pass vs. Michigan State.

1994 — saw action in all 12 games ... 11 tackles on special teams and as reserve linebacker ... four tackles at Northwestern.

1993 — redshirted ... scout team defensive player of the week vs. Minnesota.

High School — all-American by Tom Lemming's *Prep Football Report* at Southern Door ... made *PFR* and *Super Prep* all-Midwest teams ... all-state by the *Milwaukee Journal* and WHSCA ... No. 1 prospect in the state by *Wisconsin Prep Gridiron Report* and *Green Bay Press-Gazette* ... two-year team MVP and captain ... 144 tackles, 14 for losses, and eight fumbles caused as a senior ... 3.0 GPA ... coached by Brent Clafin.

Personal — born 5/16/75 ... agricultural journalism major ... brother, Jim, plays for the Bears ... father played for the Packers ... parents are Jim and Susan.

Flanigan's Career

Year	Solo	Asst	Tot.	TFL	Int.
1994	3	8	11	0/0	0
1995	11	2	13	1/2	1
Career	14	10	24	1/2	1

The Badgers

59

Mike Galletti**

OL, 6-3, 312, Sr., Ottawa, IL



At Wisconsin — scout team member on the offensive line ... awarded second letter in 1995 ... scout team offensive MVP vs. Michigan State in '94 and vs. Ohio State in 1993 ... redshirted in 1992.

High School — all-state by *Champaign News Gazette* at Ottawa ... *Prep Football Report* all-Midwest pick ... captain and MVP as a senior ... 72 tackles and four


fumble recoveries ... three-year starter ... National Honor Society ... coached by Tom Jobst.

Personal — born 8/31/73 ... construction administration major ... parents are David and Kathy.

62

Al Gay**

OL, 6-4, 268, Sr., Elkhorn, WI



1995 — split time at center with Mike Rader ... started five of the opening six games ... earned his second letter.

1994 — made the switch to offense and backed up consensus all-America center Cory Raymer ... scout team offensive MVP vs. Michigan.

1993 — reserve on defense.

1992 — redshirted ... co-

defensive scout team player of the year with Rod Spiller ... scout team defensive MVP vs. Washington.


High School — all-state by AP at Elkhorn ... honorable mention all-American by *USA Today* ... *Prep Football Report* all-midwest team ... all-league on offense and defense ... captain and MVP as a senior ... led team in tackles twice ... coached by Paul Yanke.

Personal — born 5/11/74 ... history major ... parents are Farral and Norene.

79

Aaron Gibson

OL, 6-7, 378, So., Indianapolis, IN



Largest player ever signed by the Badgers ... wears a size 62 coat and size 19 shoes ... sat out the '95 campaign ... did not participate in 1996 spring drills.

High School — all-America honors by *USA Today*, *Prep Football Report*, *Super Prep* and *Bigger, Stronger, Faster* magazine at Decatur Central ... anchored a line which produced a 2,000-yard


rusher ... first-team all-state and member of *Bloomington Herald-Times* "Top 33" team ... captain as a senior ... recovered eight fumbles and broke up 11 passes in his career ... lettered three times in football and four times in track ... coach was Mike Gillin.

Personal — born 9/27/77 ... Letters & Science ... parents are Richard and Constance.

97

Pat Gill

LB, 6-0, 231, Fr., Appleton, WI



At Wisconsin — '95 redshirt.

High School — first-team all-conference pick and team captain in football as a senior at Xavier ... finished fourth in state discus twice and fifth in shot put once ... 25 receptions at TE plus 26 sacks and five fumbles recovered at DE in senior year ... four-year member of 3.0 honor roll ... lettered in football, track and wrestling ...

coach was Don Dineen.


Personal — born 9/2/76 ... Letters & Science ... brother, Greg, is on the UW track team ... parents are Greg and Cathie.

The Badgers

27

Damon Glenn**

DB, 5-10, 185, Jr., East Chicago, IN



1995 — played in six contests and made one tackle ... special teams player and reserve defensive back ... earned his second letter.

1994 — reserve at cornerback ... nine games ... credited with three tackles.

1993 — redshirted.

High School — all-state by UPI at Central ... eight career interceptions, a school record ... 68 tackles,


three interceptions and nine passes broken up as a senior ... 144 career tackles and 12 passes broken up ... coached by Dave Egofske.

Personal — born 2/18/75 ... Afro-American studies major ... mother's name is Mary.

22

Trent Gross

DB, 5-10, 169, Jr., Menomonee Falls, WI



At Wisconsin — entering third year as scout team performer in the secondary.


High School — first-team all-conference as a senior at Menomonee Falls ... two-way starter ... team captain and MVP his senior season ... National Honor Society ... coach was Jim Jeskewitz.

Personal — born 9/26/73 ... occupational therapy major ... parents are Norman and Sharon.

14

John Hall***

K, 6-3, 225, Sr., Port Charlotte, FL




Has one of the strongest legs in college football ... has scored exactly 100 career points ... needs 36 points to move into the school's career top 10 ... tied for fifth in career field goals, one behind Steve Veith (1977-79) ... needs six PATs made and attempted to move into Wisconsin's career top 5.

1995 — led the team in scoring with a career-best 48 points ... booted a school-record 60 yarder (it had enough distance to hit the net behind the goalpost) to close out the first half at Minnesota ... that kick gave UW a 13-10 halftime lead and provided the momentum in a 34-27 triumph ... it was the fourth-longest field goal in the modern-era of the Big Ten, the longest in the modern-era of the Big Ten without the use of a tee (which was outlawed in '88) and the fourth-longest in NCAA history without the use of a tee ... it was the longest FG in college football in 1995 and earned Hall an AT&T Long-Distance Award ... only 43.7

89

Eric Grams

TE, 6-4, 255, So., Fond du Lac, WI



1995 — named scout team offensive player of the year by the coaching staff ... earned weekly scout team honors against Stanford and Iowa.

1994 — redshirted.

High School — two-time all-conference choice at Goodrich ... MVP and captain as a senior when he had 180 yards receiving ... 50 catches for 530 yards in career ...

two-time basketball MVP ... same high school as former all-America center Cory Raymer ... coached by Jim Bond and Mike Dressler.

Personal — born 4/17/76 ... Letters & Science ... parents are Gary and Sue.

The Badgers

percent of his kickoffs were returned ... Badger opponents had an average starting position of the 25.0-yard line from his kickoffs ... his 29-yard field goal vs. Illinois was the club's only points in a 3-3 tie.

1994 — honorable mention all-Big Ten by the media ... converted 7-10 field goals ... perfect 5-5 on kicks between 40-49 yards ... connected on a 51 yarder vs. Colorado at Boulder ... hit 43- and 48-yard attempts in the Hall of Fame Bowl vs. Duke ... 67.6 percent of his kickoffs reached the goal line or end zone ... opponents' average starting field position was the 22.5-yard line ... Big Ten's special teams player of the week vs. Indiana after booting nine of 10 kickoffs through the end zone ... the one that was returned was for minus two yards ... three of those kickoffs reached the stands beyond the end zone ... Northwestern's average starting position in the second half (five kickoffs) was the 12-yard line ... a 53-yard FG with eight seconds left against Purdue, that would have won the game, missed wide by two feet ... special teams MVP vs. Colorado and Cincinnati.

1993 — handled kickoffs and long field goals for the Rose Bowl champs ... special teams MVP vs. Michigan State ... 31 points, fourth-best on team ... 44-yard field goal helped rally the Badgers to a victory at SMU.

1992 — redshirted.

High School — second-team all-state at Port Charlotte ... made 19-27 FGs and 43-45 PATs in his career ... 91 percent of his kickoffs were not returned ... averaged 40.4 yards per punt his last two years ... hit a 48 yarder as a junior ... leading pass receiver in the county ... topped county in home runs ... 3.1 GPA ... coached by Tom Mut.

Personal — born 3/17/74 ... consumer science major ... parents are Fred and Barbara.

Hall's Career

Year	PAT	Pct.	FG	Pts.	Lg
1993	28-31	.903	1-6	31	44
1994	0-0	.000	7-10	21	51
1995	27-29	.931	7-14	48	60
Career	55-60	.917	15-30	100	60

FIELD GOALS

Year	0-19	20-29	30-39	40-49	50+
1993	0-0	0-0	0-3	1-3	0-0
1994	0-0	0-0	1-2	5-5	1-3
1995	0-0	4-5	0-3	2-5	1-1
Career	0-0	4-5	1-8	8-13	2-4

20

Travis Hauser

WR, 5-10, 175, So., Hartford, WI




1995 — redshirted.

1994 — played football for one season at UW-Stevens Point.

High School — lettered in four sports (football, basketball, golf and baseball) at Hartford Union ... all-conference on the gridiron as a junior and senior ... 33 catches for 576 yards and seven TDs as a senior ... averaged 16.9 yards per punt return ... WIAA scholar-athlete ... coach was Dan Brunner.

Personal — born 8/8/76 ... engineering mechanics major ... parents are Peter and Joan.




Kicker John Hall

The Badgers

84

Donald Hayes**

WR, 6-5, 208, Jr., Madison, WI



Expected to start at flanker ... saw action in two basketball games for the Badgers last winter when Dick Bennett's club suffered a number of mid-season injuries and departures ... scored his only points on a rebound basket to end the Northwestern game.

1995 — averaged a team-best 19.3 yards per catch ... involved in three of the six longest scrimmage

plays of the season ... only catch vs. Purdue was a 54-yard TD ... also had a 52-yard reception at Minnesota and a 43 yarder vs. Illinois ... caught 17 passes (all in the final five games) for 328 yards ... career highs with six receptions and 101 yards in the season finale vs. Illinois to earn offensive player of the week honors ... started against Iowa and caught five passes for 60 yards.

1994 — forced a fumble, that was recovered by the Badgers, on an Illinois kickoff return.

High School — honorable mention all-American by *USA Today* at East... Gatorade's Wisconsin player of the year ... Reebok all-American ... played for the East team in first annual High School All-America Bowl in Allentown, Pa. ... caught 20 passes for 366 yards as a senior... all-state on both sides of the ball ... averaged 20 yards per punt return, 24.5 per kickoff return and 41.2 per punt in senior season ... 44 catches for 721 yards and eight TDs as a junior ... 18 career interceptions, including 11 as a senior ... career total of 100 receptions for 1,632 yards and 20 TDs ... second-team all-state in basketball as a junior and first-team as a senior ... averaged 21.8 points, 8.1 rebounds, 2.7 assists, 2.5 steals and two blocks per game ... city basketball player of the year ... coached by Wayne Kelliher in football.

Personal — born 7/13/75 ... Letters & Science ... father's name is Donald.


Hayes' Career

Year	Rec	Yards	Avg.	TDs	Lg
1995	17	328	19.3	1	54

6

Kevin Huntley**

DB, 6-2, 203, Jr., Fremont, OH



All-Big Ten candidate at free safety ... switched from WR to FS in the spring of '95 ... a 14-game starter in his career (three at WR and 11 at FS) ... may see some action on both sides of the ball this fall ... placed sixth in the 110 high hurdles (13.97) in the '96 Big Ten outdoor track meet.

1995 — led the Badgers with four interceptions in his first

season in the secondary ... started all 11 games ... topped the backfield with 96 tackles ... returned seven kickoffs for a 21.6-yard average ... registered five double-figure tackle contests, including a career-high 14 stops vs. Iowa ... 13 tackles vs. Stanford and Ohio State, 11 at Purdue and 10 at Northwestern ... defensive MVP vs. Illinois after intercepting two passes and breaking up three others ... picked off throws against Ohio State and Michigan State ... recovered a fumble at Stanford.

1994 — started three games at receiver as a true freshman before suffering an injury ... 10 receptions for 155 yards ... three catches for 63 yards against Purdue prior to injury ... all three catches vs. the Boilermakers were first downs, including a 33 yarder.

High School — first-team all-district and second-team all-state at St. Joseph ... conference offensive player of the year as a senior ... three-time all-conference defensive back ... one of the top 30 "athletes" among national football prospects by *Prep Football Report* ... played six positions as a prep football player ... 28 receptions for 475 yards and seven TDs as a senior ... averaged 21.1 yards on punt returns and 29.5 yards on kickoff returns his senior season ... coached by Tom Cole and Tom Narducci ... won two state titles in the 110-meter hurdles.

Personal — born 7/31/76 ... Letters & Science ... parents are Victor and Joyce.

Huntley's Career


Year	Solo	Asst	Tot.	Int.	PBU
1995	61	35	96	4	3

The Badgers

59

Joe Innis

DT, 6-2, 268, Jr., Sturgeon Bay, WI



At Wisconsin — reserve on the defensive line ... scout team performer ... scout team defensive MVP an unprecedented five times (vs. Eastern Michigan, Northwestern, Ohio State, Illinois and Duke) in 1994 ... added a scout team player of the week honor vs. Colorado in 1995.

High School — first-team all-conference and honorable mention


all-state at Southern Door ... team defensive MVP as a senior ... second-team all-league his junior season ... three letters each in football, track and basketball ... honor student.

Personal — born 8/21/75 ... zoology major ... parents are Joseph and Peggy.

30

Jean Jourdain

RB, 6-0, 200, Fr., Evanston, IL



1995 — redshirted ... practiced on both sides of the ball (running back and secondary) ... scout team offensive player of the week vs. Minnesota.

High School — all-Midwest by *Super Prep* and *Prep Football Report* at Evanston ... rushed for 1,460 yards (5.5 average) and 12 TDs as a senior ... gained 760 yards in five games as a junior ... rushed for


3,020 yards in three-year varsity career ... brother of Buffalo Bills kick returner Yonel Jourdain ... teammate of Badgers Marcus White and Cecil Martin in high school ... second-generation Haitian ... coach was John Riehle.

Personal — born 10/28/77 ... Letters & Science ... parents are Joseph and Marie.

85

Bryan Jurewicz***

DE, 6-5, 278, Sr., Deerfield, IL



Nominee for academic all-America honors after earning all-district laurels the last two seasons ... most experienced player in the front seven with 28 career starts (19 straight) at three different positions ... a starter on both the Rose and Hall of Fame Bowl squads ... began career as an OLB where he started nine times as a freshman ... played DT as a

sophomore and split time between DT and DE in junior campaign.

1995 — academic all-Big Ten and all-District by CoSIDA ... started five games at DE (averaged 5.4 tackles) ... moved to DT the final six contests (3.7) ... defensive MVP vs. Ohio State with a season-best nine tackles ... 49 tackles and three passes tipped.

1994 — academic all-Big Ten and all-district by CoSIDA ... started final eight games at DT ... recovered two fumbles ... four passes tipped, most among the DL ... five tackles in the opening four games (1.25 per game) ... 21 stops in his eight starts (2.6) ... seven tackles vs. Northwestern.

1993 — third-team freshman all-American by *Football News* ... started final nine games and made 26 tackles, including five for losses ... season-best five tackles vs. Northwestern.

1992 — redshirted ... scout team defensive player of the week vs. Indiana.

High School — all-American by *Parade*, *The Sporting News* and *Prep Football Report* at Deerfield ... second-team *USA Today* all-American ... 10th-best prospect in Midwest by *Detroit Free Press* and *PFR* ... honor student ... father played football at Wake Forest ... coached by Paul Adams.

Personal — born 2/23/74 ... construction admin. major ... parents are Ron and Connie.

Jurewicz' Career

Year	Solo	Asst	Tot.	TFL	FR
1993	18	8	26	5/19	0
1994	17	9	26	2/9	2
1995	25	24	49	4/27	1
Career	60	41	101	11/55	3

The Badgers

78

Kevin Kampmann

OL, 6-4, 284, Fr., Sheboygan Falls, WI



At Wisconsin — redshirted on scout team in 1995.

High School — all-state by the Wisconsin High School Football Coaches Association at Sheboygan Falls ... top lineman in district and first-team all-conference ... selected to play in Shrine Game ... helped squad set school rushing record as a senior ... team captain and most valuable lineman as a senior ...


earned six letters in football, track and basketball ... coach was Dan Juedes.

Personal — born 12/28/76 ... Letters & Science ... parents are Ronald and Lavern.

81

Nate Kroepelin

TE, 6-7, 253, Fr., Hazelhurst, WI



1995 — broke his arm prior to fall practice and redshirted.

High School — *Blue Chip* all-Midwest choice at Lakeland ... AP honorable mention all-state as TE ... Top 100 prospect in the midwest by Tom Lemming's *Prep Football Report* ... two-time (sophomore and senior) all-conference and all-region tight end ... played TE, DE and DT as a prep ... 20 catches for


224 yards in 1994 ... three-time first-team all-league on gridiron ... led basketball team in scoring for three years ... played in the AAU national basketball tourney ... all-conference first baseman ... placed in state shot put ... 12-time letterwinner ... honor student ... 3.0 GPA ... coach was Don Scharbarth.

Personal — born 9/5/76 ... Letters & Science ... parents are Tom and Wendi.

9

Kevin Lyles***

TE, 6-4, 268, Sr., Indianapolis, IN



1995 — saw action as a back-up tight end to Matt Nyquist and on special teams ... won third letter.

1994 — reserve tight end behind Houston Oiler draft selection Michael Roan.

1993 — switched from quarterback to tight end.


1992 — redshirted.

High School — all-America QB by *Prep Football Report* at Lawrence

North ... eighth-best combination quarterback in the nation by *PFR* ... passed for 1,212 yards and 15 TDs as a senior and 1,219 yards and 12 TDs as a junior ... accounted for 25 scores (15 passing, 10 rushing) in 1991 ... defensive MVP of Indiana high school all-star game at DE ... coached by Doug Reeser.

Personal — born 11/7/73 ... sociology major ... parents are James and Terri.

Photo by David Stuka




Fullback
Cecil Martin

The Badgers

57

David Lysek**

LB, 6-2, 232, Jr., Bethlehem, PA



1995 — contributed 19 tackles (13 solos) as reserve linebacker behind second-team all-league performer Eric Unverzagt ... earned his second letter ... played in all 11 games ... tied his career best with six tackles in the upset win over his home-state school, Penn State ... followed that performance with three solos against Ohio State and Northwest-

ern ... credited with four kickoff returns for 56 yards.

1994 — second-string linebacker ... career-high 30 tackles ... participated in all 12 games ... 18 of his tackles came in three games with six each vs. Eastern Michigan, Colorado and Cincinnati ... intercepted a pass vs. Eastern Michigan and returned it 26 yards.

1993 — redshirted ... scout team defensive MVP vs. Iowa State.

High School — all-state on both sides of the ball at Catholic ... made Tom Lemming's *Prep Football Report* all-East team ... caught 23 passes for 526 yards (22.3 average) and made 105 tackles as a senior ... 225 tackles, 13 sacks, six interceptions, five fumbles recovered and forced ... 58 catches for 1,006 yards in his career ... 3.4 GPA ... coached by Robert Stem.

Personal — born 10/14/74 ... biological aspects of conservation major ... parents are Robert and Caroline.


Lysek's Career

Year	Solo	Asst	Tot.	TFL	Int.
1994	14	16	30	2/2	1
1995	13	6	19	0/0	0
Career	27	22	49	2/2	1

37

Cecil Martin*

RB, 6-2, 226, So., Evanston, IL



1995 — first-team fullback as redshirt freshman ... started eight times (Badgers started two TEs in the three games he didn't start) ... rushed 21 times for 97 yards and caught 16 passes for 98 yards ... accounted for four TDs (two rushing and two receiving) ... returned two kickoffs for 19 yards ... offensive player of the game against Ohio State with 28 yards

rushing and 18 yards (and one TD) receiving ... career-best 29 yards on the ground vs. Michigan State ... scored two rushing touchdowns against the Spartans ... four catches vs. Iowa were season best ... three receptions against both Stanford (including a 12-yard TD) and Northwestern.

1994 — redshirted ... scout team offensive player of the week vs. Indiana.

High School — second-team all-state by the *Chicago Tribune* at Evanston ... a Top 30 prospect in the Midwest and 15th-best "athlete" nationally by *Super Prep* ... *Pioneer Press* all-area choice ... league MVP ... caught 25 passes for 467 yards and rushed for 434 yards as a senior ... 125 tackles as a senior and more than 200 for his career ... finished second in large-school state shot put competition as a senior ... same school as Badgers Marcus White and Jean Jourdain ... coach was John Riehle.

Personal — born 7/8/75 ... Letters & Science ... mother's name is Diana.

Martin's Career


Year	Att	Yards	Avg.	TDs	Lg
1995	21	97	4.6	2	24

The Badgers

13

Carl McCullough**

RB, 6-3, 225, Jr., St. Paul, MN



All-Big Ten candidate after 1,000-yard sophomore campaign ... third-leading returning rusher (behind Northwestern's Darnell Autry and Iowa's Sedrick Shaw) in the Big Ten ... 1,200 career rushing yards ... among the Badgers' top 10 career rushers, only Billy Marek (1,213) and Alan Ameche (1,903) had more yardage after two years.

1995 — only the third sophomore in school history to rush for more than 1,000 yards (1,038) ... the other Badgers to accomplish that feat were Ameche, who eventually won the Heisman Trophy, and Marek, the school's career rushing leader ... averaged 103.8 yards per game (26th in the NCAA and sixth among sophomores) ... five games of at least 100 yards rushing ... started 10 games (missed the Iowa game with an injury) ... began the season with four 100-yard rushing outings in the first five games ... a 98-yard performance in the win at Penn State was the exception ... career-best 204 yards on the ground against Stanford ... that was the ninth-most for a single game in UW history, the third-most by a sophomore and the fourth-most in a road game ... gained 151 yards against No. 13 Colorado in his first collegiate start ... that was the second-most in UW history in a starting debut (Alan Thompson had 229 yards in his debut vs. Oklahoma in 1969) ... Thompson's mark was the NCAA record for a collegiate debut until it was bettered last season ... McCullough's other games over the century mark were vs. SMU (130 yards), Ohio State (102) and Illinois (132) ... season-high 35 carries in the 3-3 tie vs. Illinois ... his 236 carries were the sixth-highest in school history ... offensive player of the week in the first two games (Colorado and Stanford) ... long rush of the year was a 41 yarder at Stanford ... 25 catches, including a career-best four in three games, for 170 yards ... longest pass play was a 40 yarder vs. Michigan State ... caught at least one pass in the first eight games ... 1,233 all-purpose yards led the club ... returned one kickoff for 25 yards.

1994 — redshirted ... scout team offensive player of the week vs. Duke.

1993 — played in nine games as a true freshman ... averaged 5.2 yards per carry (31-for-162) ... season-best 62

GAME-BY-GAME STATS

1993

Opponent	Att.	Yds.	TD
Nevada	5	36	0
SMU	0	0	0
Iowa St.	4	17	0
Indiana	0	0	0
N'western	10	63	1
Purdue	7	27	0
Minnesota	0	0	0
Michigan	0	0	0
Ohio St.	0	0	0
Illinois	3	16	0
Mich. St.	2	3	0
UCLA	0	0	0

1995

Opponent	Att.	Yds.	TD
Colorado	28	151	0
Stanford	34	204	1
SMU	26	130	1
Penn St.	27	98	0
Ohio St.	23	102	1
N'western	23	74	0
Mich. St.	19	91	0
Purdue	10	26	0
Minnesota	11	30	0
Iowa	0	0	0
Illinois	35	132	0

yards rushing vs. Northwestern ... 41-yard carry against the Wildcats was his longest ... scored on a one-yard TD vs. Northwestern ... averaged 7.2 yards per carry vs. Nevada ... returned two kickoffs for 34 yards.

High School — consensus all-American making elite teams by *USA Today* (first-team as utility player), *Parade*, *Blue Chip* (No. 1-rated athlete), Tom Lemming's *Prep Football Report* and *Super Prep* at Cretin-Derham Hall ... Minnesota player of the year by *USA Today* ... one of the top five athletes in the nation according to *PFR* ... *Blue Chip's* Big Ten region player of the year ... second-best running back prospect in the nation by *Super Prep* ... played tailback, flanker, cornerback and quarterback as a prep ... all-state twice ... rushed for 1,917 yards with 28 TDs for '92 state runners-up his senior year ... gained 288, 233 and 237 yards in consecutive playoff games ... gained 1,148 yards rushing with 29 TDs as a junior ... seven career returns for scores, including a 98-yard punt return ... attended the same school as Derek Engler and Tim Rosga ... coached by Mal Scanlan and Rich Kallok.

Personal — born 11/14/73 ... Afro-American studies major ... parents are Tim and Kristen.

McCullough's Career


Year	Att	Yards	Avg.	TDs	Lg
1993	31	162	5.2	1	41
1994	Redshirted				
1995	236	1,038	4.4	3	41
Career	267	1,200	4.5	4	41

The Badgers

19

Ben McCormick

QB, 6-2, 207, Jr., Columbus, WI



At Wisconsin — scout team offensive player of the week vs. Ohio State in 1994 and vs. Purdue in 1995 ... redshirted in 1994.

High School — all-state as a senior at Columbus ... passed for more than 2,300 yards his senior season ... all-league in football once and basketball twice ... team MVP in football, basketball and baseball ... captained football and


basketball squads ... National Honor Society member ... coach was John Titus.

Personal — born 7/29/75 ... physical therapy major ... parents are Keith and Cheri.

75

Chris McIntosh

OL, 6-7, 307, Fr., Pewaukee, WI



1995 — redshirted ... spent all season as the second-team left tackle although he never played.

High School — a top 100 prospect by Tom Lemming's *Prep Football Report* at Pewaukee ... all-region honors by *Super Prep* ... top 50 player in the region by *PFR* ... No. 1 player in the state according to Lemming's 1994 preseason checklist ... missed his


senior season after a knee injury in the opening game ... two-year team captain ... lettered in football, wrestling and track ... all-conference honors in all three sports as a sophomore ... WIAA state heavyweight wrestling champ in 1993 with a 36-0 record ... honor roll ... coach was Mike Ryback.

Personal — born 2/20/77 ... Letters & Science ... parents are Mike and Julie.

1

Ahmad Merritt

WR, 5-10, 195, Fr., Chicago, IL



1995 — redshirted.


High School — *Prep Football Report* and *Super Prep* all-American at St. Rita ... won school's Hall of Fame Award ... 23 catches for 675 yards despite missing four games with an injury in 1994 ... career totals of 63 receptions for 1,240 yards (19.7 average) and 21 TDs ... same school as Tony Simmons ... coach was Todd Wernet.

Personal — born 2/5/77 ... Letters & Science ... parents are James and Dorothy.

94

Neil Miklusak**

DT, 6-3, 272, Sr., Griffith, IN



1995 — earned his second letter as reserve lineman ... four assists.

1994 — substitute on the line ... played in eight contests and made five tackles against Cincinnati when Jason Maniecki was injured.

1992-93 — backed up all-American Lamark Shackerford ... scout team MVP vs. Illinois in '93 and vs. Northern Illinois in '92 ... redshirted in 1992.

High School — consensus first-team all-state at Griffith ... started on offense and defense for three seasons ... sectional and conference heavyweight wrestling champ ... 3.0 GPA ... coached by Les Thornton.

Personal — born 12/29/73 ... agricultural business management major ... parents are Fred and Nikki.

Miklusak's Career


Year	Solo	Asst	Tot.	TFL	PBU
1994	5	3	8	1/1	0
1995	0	4	4	0/0	0
Career	5	7	12	1/1	0

The Badgers

48

Pete Monty***

LB, 6-2, 249, Sr., Ft. Collins, CO



A candidate for the Dick Butkus Award as well as for all-America and all-Big Ten honors ... elected a team captain for the second year in a row ... 23 consecutive starting assignments ... finished second and third among Big Ten players in average tackles per game as a junior and sophomore ... the Big Ten's top returning tackler for the second year in a row ... needs 127

tackles as a senior to reach the 400-tackle plateau ... his average in the last two years is 134 stops per season ... only five Badgers have made at least 400 tackles in their careers ... 273 career tackles are 19th in school history ... 16 double-figure tackle games in his career ... averaged 11.7 tackles per game in his last two seasons ... 11 career passes defended ... needs six PBUs to become the first linebacker in UW history to make the career top five in that category ... chance to become the first Badger in more than a decade (since Jim Melka in 1982-83-84) to lead the team in tackles three straight seasons.

1995 — the Big Ten leader in total tackles (137, the 12th-most in Wisconsin history) ... second-team all-Big Ten by the media and honorable mention by the coaches ... averaged 12.5 stops per game, second-most in the conference (one-half of a tackle behind national defensive player of the year Pat Fitzgerald of Northwestern) ... team tackle leader for the second year in a row ... last Badger to top the club in stops two years in a row was David Wings (1987-88) ... also led in solo stops (92, fourth-most in UW history) and fumbles recovered (two) ... started all 11 games ... first junior to captain the squad since Chuck Belin (St. Louis Rams) in 1991 ... team tackle leader in six games ... double-figure stops nine times, including a career-best 20 against Iowa ... first Badger with at least 20 tackles in a game since Gary Casper in 1991 ... credited with a career-best four tackles for loss and a fumble recovery vs. the Hawkeyes when he was defensive player of the week ... ended the year with six double-figure tackle games in a row.

1994 — led the Hall of Fame Bowl championship team and finished tied for third in the Big Ten with 10.9 tackles per game ... totaled 131 tackles, third-most by a sophomore in Badger history ... 12th linebacker in the last 13 seasons to lead the squad in tackles ... tied for club lead

GAME-BY-GAME STATS

1994

Opponent	S-A-T	TFL
EMU	4-8-12	2/2
Colorado	6-2-8	2/5
Indiana	6-2-8	3/7
Mich. St.	6-7-13	1/1
N'western	2-6-8	0/0
Purdue	5-3-8	1/2
Minnesota	4-3-7	0/0
Michigan	8-6-14	0/0
Ohio St.	6-4-10	0/0
Cincinnati	6-7-13	0/0
Illinois	10-9-19	2/4
Duke	8-3-11	1/9

1995

Opponent	S-A-T	TFL
Colorado	11-2-13	1/1
Stanford	10-2-12	1/3
SMU	7-0-7	0/0
Penn St.	3-6-9	0/0
Ohio St.	3-8-11	0/0
N'western	4-9-13	0/0
Mich. St.	10-3-13	0/0
Purdue	11-4-15	1/1
Minnesota	11-4-12	1/3
Iowa	15-5-20	4/10
Illinois	10-2-12	0/0

with seven passes broken up and was fourth on the team with 12 tackles for loss ... top performance was a 19-tackle effort against Illinois ... double-figure tackles his final five games, including 14 in the upset win at Michigan ... career-best three stops behind the line vs. Indiana ... team defensive MVP vs. Duke in the bowl game with 11 stops, one pass broken up and one QB sack ... eight tackles, one for a loss, one pass broken up and one interception against Purdue ... recovered a fumble at Michigan State.

1993 — played on special teams and at linebacker ... assisted on the tackle that ended the Rose Bowl win when UCLA quarterback Wayne Cook ran from the pocket as time expired ... two tackles at SMU.

High School — honorable mention all-America by *USA Today* ... all-midlands by *Super Prep* ... all-state twice ... 116 tackles and 750 yards rushing as a senior ... football MVP and captain ... recovered eight fumbles in career ... honor roll ... 3.2 GPA ... high school teammate of UW tight end Ryan Sondrup ... coached by his father, Tim Monty.

Personal — born 7/13/74 ... agricultural business management major ... father played on Notre Dame's 1963 national championship team ... uncle, grandfather and great grandfather are UW graduates ... parents are Tim and Kathy.

Monty's Career


Year	Solo	Asst	Tot.	TFL	PBU
1993	2	3	5	0/0	0
1994	71	60	131	12/30	7
1995	92	45	137	8/18	4
Career	165	108	273	20/48	11

The Badgers

26

Bobby Myers

DB, 6-2, 184, Fr., Hamden, CT



1995 — redshirted.

High School — first-team all-state in football and track at Hamden ... made *Prep Football Report* all-East team ... picked off six passes and blocked two punts as a senior ... rushed for 740 yards and accounted for 11 TDs as a QB in 1994 ... eight interceptions in junior year when he added 25 catches for a 22.5-yard average ...


football MVP in senior year ... won New England high jump championship ... runner-up in 1993 national track meet with 6-11 effort in the high jump ... won a Spanish language award as a prep ... coach was Tony Martone.

Personal — born 10/11/76 ... Letters & Science ... mother is Vera.

97

Dana Nielsen

K, 6-0, 197, So., Indianapolis, IN



At Wisconsin — reserve placekicker ... made his only PAT in a 42-0 win over SMU ... redshirted in '94.


High School — all-league choice his last two seasons at Lawrence North ... career-long 47-yard field goal as a prep ... made 11-16 field goals in his career ... four-year letterman in soccer ... coach was Doug Reeser.

Personal — born 11/4/75 ... Letters & Science ... parents are Martin and Donna.

61

Chris Paulik

OL, 6-0, 317, Jr., Menomonee Falls, WI



At Wisconsin — scout team performer on the offensive line ... saw action vs. Indiana in 1994.

High School — first-team all-conference choice at Sussex-Hamilton ... class salutatorian ... school's student-athlete of the year... National Honor Society member.

Personal — born 11/23/75 ... mechanical engineering major ... parents are Julian and Kathleen.




Inside linebacker Pete Monty

The Badgers

90

Eric Pauly

DE, 6-5, 258, Fr., Waukesha, WI




1995 — redshirted.

High School — set school career records on offense (68 catches for 980 yards and 12 TDs) and defense (18 sacks) at South ... second-team all-state by the *Milwaukee Journal Sentinel* on offense and defense ... *Prep Football Report* and *Blue Chip* all-region selection ... MVP and team captain as a senior ... 43 receptions for 570

yards and eight TDs, all school records, in 1994 ... 77 tackles as a senior set school records with nine receptions and 136 yards receiving in one game as a junior ... 3.2 GPA ... coach was Dave Rusch.

Personal — born 7/20/77 ... Letters & Science ... parents are Anthony and Mary.


Photo by David Sitluka



56

Mike Rader**

OL, 6-5, 294, Sr., DePere, WI



Has already graduated from UW in mechanical engineering ... working on his M.B.A. in finance and investment.

1995 — academic all-Big Ten choice ... won award from the UW Athletic Board for posting the top GPA on the team ... started six times at center, including the last five outings ... earned his second letter.

1994 — reserve offensive lineman ... lined up behind consensus all-America center Cory Raymer.

1993 — back-up center ... scout team player of the week vs. Nevada.

1992 — redshirted ... scout team co-MVP vs. Purdue.

High School — all-state on offense (AP) and defense (WHSCA) at Notre Dame ... honorable mention all-American by *USA Today* ... *Super Prep* all-Midwest team ... *Green Bay Press-Gazette* defensive player of the year ... 100 tackles, 13 sacks, four blocked kicks and four fumble recoveries as a senior ... career totals of 168 solos, 10 fumble recoveries, 27 sacks and eight blocked kicks ... team's Most Valuable Lineman on both sides of the ball ... third-ranked player in state by the *Milwaukee Journal* ... 1992 Shrine Bowl participant ... played on basketball state championship team ... National Honor Society ... National Merit finalist (0.5 percent of high school students achieve this distinction) ... 3.9 GPA ... coached by John Nowak.

Personal — born 3/18/74 ... seeking his M.B.A. (finance and investment) ... parents are Bob and Tori.


Center Mike Rader (left)

The Badgers

20

Tirrell Robinson

RB, 5-10, 170, Fr., Maywood, IL



1995 — redshirted.

High School — all-American by Tom Lemming's *Prep Football Report* and *Super Prep* at Walther Lutheran ... career totals of 4,085 yards rushing (ninth in state history), 62 TDs (7th) and 8.83 yards per carry (5th) ... 21 games over 100 yards rushing ... league MVP as a senior ... first-team all-state by *Chicago Sun-Times*,


Champaign News-Gazette and the coaches association ... gained 1,985 yards and 30 TDs on 224 carries in 1994 ... school-record 288 yards in one game ... team MVP twice ... placed in the state track meet four years ... National Commended Scholar ... coach was Eric Michaelsen.

Personal — born 12/6/76 ... Letters & Science ... parents are George and Carmella.

53

Rob Roell

DE, 6-5, 267, Fr., Iron Mountain, MI



1995 — redshirted ... scout team defensive player of the year ... won weekly scout team honor vs. Stanford and Illinois.

High School — all-region choice by *Blue Chip* and *Prep Football Report* as a senior at Kingsford ... conference lineman of the year, all-Upper Peninsula "Dream Team" and first-team all-state in 1994 ... first-team all-league


on both sides of the ball ... career totals of 128 tackles, 15 sacks and eight fumbles caused ... 75 tackles, including nine for loss, plus caused six fumbles in 1994 ... member of state championship team in 1993 ... 3.4 GPA ... coach was Chris Hofer.

Personal — born 10/4/77 ... Letters & Science ... parents are Robert and Wanda.

15

Tim Rosga

DB, 6-0, 204, Fr., Roseville, MN




1995 — redshirted ... scout team defensive player of the week against Iowa.

High School — *Parade* and *Blue Chip* all-America choice at Cretin-Derham Hall ... *Super Prep*, *Prep Football Report* and *The Sporting News* Top 100 pick ... Gatorade and AP player of the year in Minnesota ... three-time all-league and two-time all-state ... 10 interceptions as

a senior ... caught 33 passes for 552 yards and kicked 39 PATs in 1994 ... averaged 24.2 yards on kickoff returns, 17.1 on punt returns and 9.8 yards rushing ... 20 interceptions and more than 1,100 receiving yards in his career ... brothers Jeff and Steve played at Minnesota and Colorado, respectively ... same school as Carl McCullough and Derek Engler ... National Honor Society ... academic all-state ... 3.8 GPA ... coaches were Rich Kallok and Mal Scanlan.

Personal — born 11/1/76 ... Letters & Science ... parents are David and Diane.




The Badgers

42

Tarek Saleh***

DE, 6-2, 240, Sr., Woodbridge, CT



Name is pronounced TARR-ick SAH-luh ... all-America, Outland and Lombardi Award candidate ... one of the top pass rushers in college football ... a 1996 squad captain ... 23 consecutive starting assignments ... fifth in career tackles for loss at Wisconsin (36) ... the school record is 57 set by Mike Thompson (Jacksonville Jaguars) ... fifth in QB sacks (19), nine behind

Thompson's UW record ... 130 yards in career sack yardage is fifth in school history ... nearly one-third of his career solos have been for negative yardage.

1995 — second-team all-America honors by *Football News* ... Connecticut's college player of the year as named by the Walter Camp Foundation ... consensus first-team all-Big Ten choice ... ranked sixth nationally in tackles behind the line of scrimmage ... tied with Ohio State's Mike Vrabel (who played one more game than Saleh) for the Big Ten lead in tackles for loss and quarterback sacks ... led the Big Ten with an average of 1.1 sacks per game ... he and Illinois' Simeon Rice were the only players in the league to average more than one sack per game ... also topped the Big Ten in tackles for loss per game (2.1) ... broke UW season record with 12 sacks (Tim Jordan and Darryl Sims, both NFL draftees, had 11) ... Saleh's 84 yards in QB sacks tied Sims' school mark ... his 23 TFLs were one shy of Don Davey's (Jacksonville Jaguars) school record ... set school mark (by one yard) for tackle for loss yardage (118) in a season ... 42 percent of his solos were for minus yardage ... won the Jay Seiler Award given to the defensive player who has contributed to the team's success to the best of his abilities ... four tackles behind the line at Stanford were the fourth-most in UW history ... only player on the team to earn player of the week honors three times (Colorado, Stanford and Michigan State) ... had at least one TFL in 10 games ... three TFLs vs. Penn State, Northwestern and Michigan State (all were quarterback sacks) ... had QB sacks in six of the last eight games ... led the team with 20 quarterback hurries, including six vs. SMU and four at Penn State ... forced and recovered a fumble against Michigan State ... double-figure tackles vs. Penn State (11) and Iowa (10).

1994 — honorable mention all-Big Ten by the media ... led the club with seven sacks ... tied for sixth in the Big

Ten for sacks ... second on the team with 13 tackles for losses of 59 yards ... three PBUs ... season-best 12 stops vs. Purdue ... added 10 stops and a fourth quarter sack in the upset win at Michigan ... three tackles behind the line vs. Indiana ... two tackles for loss vs. both Eastern Michigan and Michigan ... forced a hurried pass that was intercepted against the Eagles ... caused a fumble in the Northwestern game.


1993 — worked into the two-deep at OLB as a true freshman ... credited with 11 tackles in 10 games ... missed two late-season games with injury ... four tackles against Iowa State and Northwestern ... special teams player of the week vs. Northwestern.

High School — all-America choice by Tom Lemming's *Prep Football Report* at Notre Dame ... honorable mention all-American by *USA Today* ... *Super Prep* all-American as an athlete (fourth-best in the nation) ... *Super Prep* Northeast offensive player of the year ... No. 7-ranked player in East and top prospect in New England by *Prep Football Report* ... all-state honors twice and area MVP once by *New Haven Register* and *Hartford Courant* ... rushed for more than 1,600 yards and 26 TDs as a senior ... gained more than 3,400 yards rushing with 52 TDs in his career ... all-league in baseball ... three-year honor roll member ... coached by Tom Marcucci.

Personal — born 11/7/74 ... sociology major ... parents are Muhammad and Mary.

Saleh's Career

Year	Solo	Asst	Tot.	TFL	PBU
1993	7	4	11	0/0	0
1994	48	27	75	13/59	3
1995	55	21	76	23/118	5
Career	110	52	162	36/177	8



Defensive end
Tarek Saleh

The Badgers


SALEH'S GAME-BY-GAME STATS

1994

Opponent	S-A-T	TFL
EMU	4-2-6	2/8
Colorado	3-3-6	1/8
Indiana	5-0-5	3/8
Mich. St.	4-2-6	1/2
N'western	2-2-4	0/0
Purdue	6-6-12	1/1
Minnesota	3-2-5	0/0
Michigan	6-4-10	2/20
Ohio St.	5-1-6	0/0
Cincinnati	4-2-6	1/3
Illinois	2-3-5	1/6
Duke	4-0-4	1/3

1995


Opponent	S-A-T	TFL
Colorado	7-2-9	1/5
Stanford	6-1-7	4/16
SMU	3-0-3	1/1
Penn St.	8-3-11	3/10
Ohio St.	6-2-8	2/10
N'western	4-1-5	3/10
Mich. St.	5-3-8	3/22
Purdue	4-1-5	0/0
Minnesota	3-3-6	2/11
Iowa	7-3-10	2/15
Illinois	2-2-4	2/18



10

Mike Samuel*

QB, 6-3, 211, So., Philadelphia, PA



1995 — second-team QB behind Darrell Bevell ... completed 11-31 passes for 166 yards and two TDs ... came off the bench at Purdue and completed 6-15 throws for 112 yards and two TDs ... offensive MVP vs. the Boilers ... had a 31-yard TD toss to Tony Simmons on fourth down in the Purdue game ... hit Donald Hayes on a 54-yard TD vs. the Boilermakers.

1994 — redshirted.

High School — top QB in the East according to *Prep Football Report* at Penn Charter ... threw for 3,193 yards and a city-record 35 TDs in career ... completed 45 of 102 passes for 1,010 yards and 11 TDs as a senior ... led team to 28-5 record and three league titles ... city and conference MVP in '93 ... coach was Bill Gallagher.

Personal — born 2/13/75 ... Letters & Science ... parents are Bill and Margaret.


Samuel's Career

Year	Att	Comp	Pct.	Yards	TD
1995	31	11	.355	166	2

46

Mike Schneck

LB, 6-0, 229, Fr., Whitefish Bay, WI



At Wisconsin — walk-on long snapper ... redshirted in 1995 ... earned the starting nod as the long snapper with an impressive spring ... back-up at linebacker, too.

High School — two-time all-league at Whitefish Bay ... captain and MVP his senior year ... 197 career tackles ... finished 10th in state shot put as a senior.


Personal — born 8/4/77 ... ag. business management major ... parents are Peter and Barbara ... brother, Dan, was a walk-on linebacker at Wisconsin.

The Badgers

82

Tony Simmons**

WR, 6-2, 208, Jr., Chicago, IL



All-America and all-Big Ten candidate at wide receiver ... legitimate nominee for the Fred Biletnikoff Award ... one of the fastest football players in the Big Ten after winning the 1996 league outdoor track title in the 200 (20.44) and finishing second in the 100 (10.15) ... those times were wind aided ... his prelim times of 10.25 in the 100 and 20.70 in the

200 rank first and second, respectively, in school history ... 1,092 career receiving yards are 10th in school history despite starting just 14 times ... that figure is nearly 400 yards more than any previous Badger managed in his first two seasons ... career average of 21.4 yards per catch is well above Jeff Mack's school record (19.4) ... 15 career TD receptions are tied for second in UW history (with Pat Richter) ... Al Toon has the record with 19 ... 29 percent of his career catches have gone for scores ... three 100-yard receiving games are fourth-most in UW history ... only Richter (8), Lee DeRamus (6) and Toon (6) have more ... finished third in 100 meters (10.38) and fifth in the 200 (20.98) at the outdoor track meet as a freshman.

1995 — registered his second straight 500-yard receiving season ... fifth receiver in school annals to post two seasons with 500 yards receiving, but he is the first player to accomplish that as a freshman and sophomore ... career-best 29 catches for 504 yards ... seven TDs led the club ... yardage total was 20th-best in school history ... 140 yards receiving (including TDs of 70 and 62 yards) at Minnesota were a career-high and the 14th-most in a game at the UW ... those two touchdown plays were the longest scrimmage plays of the season and the longest scoring passes in QB Darrell Bevell's career (he threw 1,052 passes) ... club's top receiver vs. Northwestern (72), Michigan State (70) and Minnesota (140) ... caught at least one pass in 10 of 11 games ... five grabs vs. Michigan State were his season high ... two of his four receptions vs. SMU went for TDs.

1994 — leading receiver on the team by more than 300 yards despite ranking just fourth on the team in catches ... 22 receptions for 588 yards (12th in school history) ... eight TD receptions, tied for second-most in school history, one behind Al Toon (1983) ... paced the Big Ten in average per

catch (26.7) and tied for the lead (with Penn State's Freddie Scott) in TD catches ... yardage and TD catch totals were the highest by a freshman in Big Ten history ... only Michigan's Anthony Carter had a better average per catch (27.2) as a rookie than Simmons (26.7) ... started only four games ... first start was in front of 106,000 fans at Michigan ... ESPN Player of the Game vs. the Wolverines after two TD catches ... seven of his first 12 catches as a collegian were touchdowns ... career-high six receptions for 132 yards vs. Illinois ... 114 yards receiving vs. Indiana included receptions of 38 and 46 yards (both TDs) and a 30 yarder that ended up on the one-yard line ... won the team's Wayne Souza Coaches' Appreciation Award ... broke his wrist in the Hall of Fame Bowl vs. Duke.

1993 — redshirted.

High School — all-American by Tom Lemming's *Prep Football Report* at St. Rita ... named to all-region teams by *Super Prep* and *PFR* ... honorable mention pick on "Best of the Midwest" team selected by *Detroit News* ... all-area pick by *Chicago Tribune* ... third-best wide receiver in the nation according to Lemming's *PFR* ... caught 36 passes for 628 yards as a senior when he was first-team all-Catholic League ... two-year track captain and MVP ... state champ in the 100 and 200 as a senior ... 3.5 GPA ... made school's academic Silver Honor Roll ... attended the same school as UW receiver Ahmad Merritt ... coached by Todd Wernet.

Personal — born 12/8/74 ... construction administration major ... mother's name is Dorothy ... nickname is Touchdown Tony.

Simmons' Career


Year	Rec	Yards	Avg.	TDs	Lg
1994	22	588	26.7	8	63
1995	29	504	17.4	7	70
Career	51	1,092	21.4	15	70

The Badgers

23

Eric Skrzypchak

P, 5-11, 180, Fr., Wausau, WI



At Wisconsin — walk-on punter ... redshirted in '95.

High School — second-team all-state punter as a senior at Newman ... also received all-region mention ... averaged 41.8 yards per punt as a senior and 39.6 in junior campaign ... team MVP twice and captain as a senior ... honor roll ... coach was Kevin Grundy.


Personal — born 7/15/77 ...

education school ... parents are Dale and Deborah.

49

Ryan Sondrup*

TE, 6-5, 254, So., Fort Collins, CO



1995 — academic all-Big Ten ... saw a lot of time as a back-up to Matt Nyquist ... eight catches for 98 yards ... played on special teams, too ... career-best two receptions (33 yards) in the season finale vs. Illinois ... career-long 25 yarder vs. the Fighting Illini ... made one grab in six other games.

1994 — redshirted ... scout team offensive MVP vs. Illinois.

High School — caught 28 passes for 496 yards and four TDs at Fort Collins ... top 20 prospect in the midlands by Tom Lemming's *Prep Football Report* ... named *PFR* regional all-America ... all-conference in basketball twice ... earned academic honors for three seasons ... prep teammate of Pete Monty ... coached by Tim Monty.

Personal — born 4/15/75 ... Letters & Science ... parents are Ron and Carole ... father played guard for Los Angeles Rams from 1968-72.


Sondrup's Career

Year	Rec	Yards	Avg.	TDs	Lg
1995	8	98	12.3	0	25

54

Jamie Spielman

LB, 6-1, 216, Fr., Menomonie, WI



1995 — redshirted ... scout team defensive MVP vs. Michigan State.

High School — first-team all-state by AP and the *Milwaukee Journal Sentinel* at Menomonie ... all-midwest choice by Tom Lemming's *Prep Football Report* ... Top 100 prospect in the midwest by *PFR* ... two-time all-conference in football ... 29 tackles for loss, 13 sacks, and three defensive TDs for


state runners-up in 1994 ... team posted a 24-2 mark his final two seasons ... 138 tackles for Division 2 state champs as a junior ... coach was Joe LaBuda.

Personal — born 4/22/77 ... elementary education major ... parents are Jeff and Geneva.

91

Rod Spiller***

DT, 6-4, 283, Sr., St. Louis, MO



1995 — started opening five games at tackle ... saw action in every game and made 25 stops ... registered four TFLs and three sacks ... broke up two passes and recovered a fumble in the Colorado game ... four tackles vs. SMU (including a sack and a PBU), Penn State and Northwestern were his most ... a sack, a pass broken up and a QB hurry at Stanford ...

averaged 3.2 tackles in his starts and 1.7 stops when he came off the bench.

1994 — saw action in 12 games and made 26 tackles ... collected 17 of his stops in four early-season starting assignments ... extensive action late in the season when Jason Maniecki was injured ... three tackles for losses of 19 yards, including a 14-yard sack of Illinois' Johnny Johnson in the season finale ... five tackles vs. Colorado and Indiana.

The Badgers

Spiller, continued

1993 — reserve on the line ... lettered.

1992 — redshirted ... co-scout team defensive player of the year ... scout team player of the week vs. Bowling Green.

High School — *Parade* and *Prep Football Report* all-American at East ... a Top 20 defensive line prospect in the nation by scout Tom Lemming ... *Super Prep* all-midlands pick ... 90 career tackles and 19 sacks ... team was 33-2 and won a state title during his career ... same school as San Diego Charger Terrell Fletcher and current Badger Charles Williams ... won school's award for hardest-working student ... coached by Rick Gorzynski.

Personal — born 10/5/72 ... Afro-American studies major ... parents are Ivory and Doris.


Spiller's Career

Year	Solo	Asst	Tot.	TFL	PBU
1993	1	0	1	0/0	0
1994	14	12	26	3/19	1
1995	15	10	25	4/18	2
Career	30	22	52	7/37	3

18

Dirk Stanger

QB, 6-3, 199, Jr., Woodstock, IL



At Wisconsin — reserve quarterback and scout team player ... scout team offensive player of the year as selected by the staff in 1994 ... scout team offensive MVP vs. Northwestern in '94.

High School — all-state, all-area and conference player of the year as a senior at Marian Central Catholic ... captain and team MVP his senior season ... passed for


2,400 yards and 24 scores as a senior ... threw for more than 5,300 yards and 52 TDs in his career ... academic all-league three years ... National Honor Society member ... coaches were Dave Proffitt and Steve Patton (former UW graduate assistant).

Personal — born 12/21/74 ... agricultural business management major ... parents are Terry and Kathy.

43

Aaron Stecker*

RB, 5-9, 206, So., Ashwaubenon, WI



1995 — rushed for 334 yards in 10 games ... that's the sixth-most by a freshman in UW history, trailing Alan Ameche (824), Mike Morgan (461), Terrell Fletcher (446), Chucky Davis (407) and Larry Emery (336) ... had two 100-yard rushing games ... gained a career-high 114 yards and scored two TDs to spark the win at Minnesota ... replaced Carl

McCullough on the game's second play and carried for eight and nine yards on his first two attempts ... contributed 112 yards and two scores against SMU ... accumulated 258 all-purpose yards at Minnesota, the third-highest total in Wisconsin history ... his 100-yard kickoff return at Minnesota gave the UW a 20-17 lead ... that return tied for the longest in school history (Ira Matthews vs. Iowa in 1976 and Michael Jones vs. Northwestern in 1984 also had 100 yarders) ... Stecker's return was the longest in college football in 1995 and earned him an AT&T Long-Distance Award ... team offensive player of the game at Minnesota ... second in the Big Ten and 20th nationally in kickoff returns (24.2) ... led the nation's freshmen in kickoff returns ... 91 yards on 15 receptions.

1994 — redshirted.

High School — state player of the year by AP and the *Milwaukee Journal* at Ashwaubenon ... honorable mention all-American by *USA Today* ... rushed for 2,157 yards (10.2 average) and 37 TDs in 1993 ... scored four TDs and rushed for 231 yards in the state title game ... played wide receiver as a junior when he had 44 receptions and eight TDs ... gained 1,336 yards and scored 26 TDs as a sophomore ... coach was Ken Golonski.

Personal — born 11/13/75 ... Letters & Science ... parents are Keith and Marcia.

Stecker's Career

Year	Att	Yards	Avg.	TDs	Lg
1995	86	334	3.9	5	23

The Badgers

77

Joe Steffen

OL, 6-2, 286, Sr., Chilton, WI



At Wisconsin — scout team performer on the offensive line ... given weekly scout team offensive player of the week honors vs. Colorado in the '95 opener.

High School — first-team all-state pick by AP and UPI his last two years at St. Mary's Springs ... two-time all-league honors ... played at the same school as UW recruit Sam Mueller ... coach was


Bob Hyland.

Personal — born 12/31/73 ... electrical engineering major ... parents are Wayne and Susan.

28

Jason Suttle**

DB, 5-11, 184, Jr., Burnsville, MN



1995 — stepped into field corner position and started all 11 games ... 69 tackles and two interceptions ... broke up 11 passes, tied for fourth-most in the Big Ten and for third-most (with Steve Wagner in '74) in Wisconsin history ... season-best eight stops at Penn State and vs. Iowa (when he was defensive player of the game) ... 54 of his tackles (78 percent)

were solos ... intercepted a pass at Minnesota on third down from the Badgers' five-yard line with 19 seconds left in the first half ... returned that pickoff 49 yards from the end zone to set up John Hall's 60-yard field goal at the end of the first half.

1994 — fifth defensive back for much of the season before a shoulder injury ended his campaign ... 10 tackles in only five games ... forced one fumble and recovered another ... started at cornerback against Minnesota and made seven tackles (all solos).


1993 — redshirted ... scout team defensive MVP vs. Purdue.

High School — *Super Prep* all-America defensive back at Burnsville ... *USA Today* honorable mention all-American ... *Blue Chip* and *Prep Football Report* all-region choice ... six interceptions and 54 tackles for 9-2 team when he was the team's defensive MVP as a senior ... averaged 38 yards per kickoff return and 17 yards per punt return ... 155 career tackles and nine interceptions ... 3.0 GPA ... gridiron teammate of Badger hockey player Rob Lurtsema ... coached by Dick Hanson.

Personal — born 12/2/74 ... child and family studies major ... parents are Jessie and Liane.

Suttle's Career

Year	Solo	Asst	Tot.	Int.	PBU
1994	9	1	10	1	0
1995	54	15	69	2	11
Career	63	16	79	3	11




Cornerback Jason Suttle

The Badgers

74

Mark Tauscher

OL, 6-3, 302, Fr., Auburndale, WI



At Wisconsin — walk-on scout team performer on the line.

High School — honorable mention all-state in football at Auburndale ... first-team all-league in football and baseball ... MVP in football as a senior ... National Honor Society ... coaches were Tom Reuter and Dale Yokaites.


Personal — born 6/17/77 ... enrolled in the education school ...

parents are Dennis and Dianne.

29

Delta Triplett

WR, 5-9, 166, Jr., Milwaukee, WI



At Wisconsin — scout team player and reserve in the defensive backfield ... scout team defensive player of the week against SMU ... 26-year-old junior served in the Navy before enrolling at Wisconsin.

High School — all-state honors in track as a senior at Whitefish Bay ... all-conference pick in track and baseball as a junior and senior


... captained baseball team twice and football, basketball and track once each ... MVP in football and baseball ... coach was Jim Tietjen.

Personal — born 10/2/69 ... sociology major ... mother's name is Minnie.

34

Leonard Taylor*

DB, 6-0, 193, So., Indianapolis, IN



Moved back to cornerback after spending rookie campaign at strong safety.

1995 — eight starts ... one of two freshmen (Cecil Martin was the other) to start as a rookie ... pair of nine-tackle efforts (Stanford and Iowa) were his best ... averaged 7.5 tackles per game in the final four outings ... recovered a fumble vs. Ohio State ... forced a

fumble at Stanford ... special teams MVP at Penn State.


1994 — redshirted.

High School — first-team 5A all-state at North Central ... 65 tackles, two interceptions and three fumbles recovered ... 123 tackles as a junior when he played LB ... honor roll ... coach was Al Harrant.

Personal — born 8/3/76 ... Letters & Science ... parents are Leonard and Colleta.

Taylor's Career

Year	Solo	Asst	Tot.	Int.	PBU
1995	48	15	63	0	3




Tight end Ryan Sondrup

The Badgers

65

Jamie Vanderveldt***

OL, 6-5, 311, Sr., Waukesha, WI



All-Big Ten candidate at guard ... a '96 team captain ... most versatile lineman on the team ... worked at guard and tackle on both the left and right side of the ball ... recruited to play noseguard but switched to offense in '93 ... one of the most consistent players on the team ... excellent athlete on the offensive line ... lead blocker on sweeps ... 17 career starting

assignments ... one of the most experienced linemen on the team.

1995 — earned honorable mention all-Big Ten honors from the media ... continued the string of all-conference left guards at Wisconsin (Joe Rudolph was a first teamer in 1993 and 1994) ... season-long starter at left guard ... played in all 11 games and earned his third letter.

1994 — started at RG in four of the final five games ... performance in first start vs. Minnesota earned him offensive player of the game honors ... season-high grade of .91 vs. the Gophers on 73 plays ... seven "de-cleater" blocks vs. Minnesota and Michigan ... replaced Steve Stark in the lineup at RG although he had never taken a right-handed stance in a game or practice at Wisconsin.

1993 — made transition from noseguard to offensive guard ... back-up on the left side.

1992 — redshirted ... scout team co-MVP vs. Iowa.


High School — all-American by *Prep Football Report*, *The Sporting News* and *USA Today* (honorable mention) at Catholic Memorial ... ranked ninth on *Detroit Free Press* and scout Tom Lemming's all-midwest teams ... two-time all-state ... 96 tackles (17 for loss) and eight passes broken up in 1991 ... played on two state championship teams and in the 1992 Shrine Bowl ... won state track titles in the shot put and discus (twice) ... state Junior Olympic swimming champ (10-and-under) ... member of national record-setting 200 medley relay ... sisters swam at Wisconsin ... coached by Bill Young.

Personal — born 4/23/74 ... history major ... parents are Jim and Carol.

41

John Waerig*

RB, 6-2, 249, So., Philadelphia, PA



1995 — one of four true freshmen to see action ... reserve fullback and special teams player ... season total of 48 yards rushing on nine carries ... scored a TD vs. Michigan State when he rushed for a career-high 33 yards.

High School — two-time all-conference pick (fullback and linebacker) at Cardinal Dougherty ... all-region honoree by Tom

Lemming's *Prep Football Report* ... gained 765 yards rushing with 21 TDs in career ... made 360 tackles, eight interceptions and seven fumble recoveries in three seasons at linebacker ... 175 tackles as a senior and 140 as a junior ... 3.0 GPA ... coach was Paul Hackney.

Personal — born 4/16/76 ... Letters & Science ... parents are Matthew and Theresa.


Waerig's Career

Year	Att	Yards	Avg.	TDs	Lg
1995	9	48	5.3	1	12

33

Scott Wagner

DB, 6-0, 187, Jr., Milton, WI



At Wisconsin — special teams performer and scout team defender ... scout team defensive MVP vs. Minnesota ... in the two-deep at field cornerback in 1995.

High School — team MVP in track and football as a senior at Milton ... rushed for nearly 1,000 yards and 19 TDs as a senior ... returned seven kicks for scores his senior season ... competed in the

state track meet ... coach was Jerry Schliem.


Personal — born 11/20/74 ... physical therapy major ... parents are Carl and Linda.

The Badgers

95

Erik Waisanen


DT, 6-2, 297, Fr., Fond du Lac, WI



At Wisconsin — defensive line scout team player.

High School — all-conference pick in football at Goodrich ... team captain and MVP as a senior and top defensive player in sophomore campaign ... lettered in football and basketball ... played at same school as 1994 consensus all-America center Cory Raymer ... coach was Jim Bond.

Personal — born 11/9/76 ... Letters & Science ... parents are Roger and Pat.




Cornerback Cyril Weems

7

Cyril Weems***

DB, 6-2, 207, Sr., Detroit, MI



Recruited to play quarterback but has also practiced at free safety and cornerback.

1995 — stepped into starting role at cornerback after LaMar Campbell was injured at Stanford and kept the job for the final nine games ... 63 tackles, two interceptions and seven passes broken up ... second in tackles among the defensive backs ... returned an

interception 75 yards for a TD at Purdue to tie the game at 7-7 ... it was the fourth-longest interception return in UW history and the first one for a touchdown since Jeff Messenger in the Hall of Fame Bowl against Duke ... double-figure tackle efforts against Penn State (15, including 12 solos) and Ohio State (10) in consecutive games ... averaged 10.6 tackles per contest in consecutive games vs. the league's top three teams (Penn State, Ohio State and Northwestern) ... picked off a pass in his first college start against SMU.

1994 — back-up at safety and member of the kick coverage teams ... three tackles and one fumble recovery.

1993 — reserve FS in first season in the secondary ... five special teams tackles.

1992 — redshirted ... scout team offensive player of the game vs. Bowling Green.

High School — passed for 1,345 yards as a senior at Southeastern ... rushed for 372 yards ... second-team all-Detroit ... ranked 25th on *Detroit Free Press* all-area team ... 1,463 yards passing as a junior ... all-city in track ... National Honor Society ... school's academic athlete of the year ... 3.5 GPA ... coached by Drake Wilkins.

Personal — born 8/1/74 ... construction admin. major ... parents are Clarence and Jurrie.

Weems' Career


Year	Solo	Asst	Tot.	Int.	PBU
1993	4	1	5	0	0
1994	3	0	3	0	1
1995	45	18	63	2	7
Career	52	19	71	2	8

The Badgers

2

Marcus White

QB, 6-2, 207, Fr., Evanston, IL



1995 — redshirted ... scout teamer until ankle injury ended his campaign.

High School — honorable mention all-America by *USA Today* at Evanston ... 1,990 yards passing (22 TDs and six interceptions) and 615 yards rushing as a senior ... completed 59 percent of his throws (122-207) in senior year ... top-rated athlete in the midwest by

Blue Chip ... *Super Prep* and *Prep Football Report* regional all-American ... consensus first-team all-state ... made *Chicago Tribune's* all-playoff team ... completed 53 percent of his attempts (162-304) for 3,120 yards in career ... rushed for 1,100 yards ... 43 career TDs (15 running, 28 passing) ... earned the school's prestigious Myerson Award as a senior ... teammate of Jean Jourdain and Cecil Martin ... honor roll ... coach was John Riehle.

Personal — born 8/22/77 ... elementary education major ... parents are Samuel and Brenda.

22

Charles Williams

RB, 6-0, 198, Fr., Florissant, MO



1995 — redshirted.

High School — all-America by Tom Lemming's *Prep Football Report* and *Super Prep* at Hazelwood East ... rushed for 3,150 yards and 59 TDs in career ... added 741 yards receiving ... second-rated runner in the midlands by *Super Prep* ... rushed for 1,156 yards and 26 TDs in 1994 ... gained 996 yards with 17 TDs


his junior year ... three-time all-league ... same school as San Diego Charger Terrell Fletcher and UW tackle Rod Spiller ... honor roll ... coach was Rick Gorzynski.

Personal — born 2/16/77 ... Letters & Science ... parents are Charles and Fontaine.

21

Tony Williams

DB, 5-11, 190, Fr., South Huntington, NY



1995 — redshirted ... moved from RB to SS in the spring ... scout team offensive player of the week vs. Northwestern.

High School — *Prep Football Report* and *Super Prep* all-American at St. Anthony's ... honorable mention all-American by *USA Today* ... school was 20-2 his final two seasons ... school-record 1,610 yards as a junior ... added 1,543


yards in senior campaign when he was *New York Daily News* player of the year ... named a high school Heisman all-star ... all-state, all-city, all-league and all-island twice ... gained more than 3,800 all-purpose yards in career and scored 39 TDs ... team MVP three times ... prep letters in football, lacrosse and track ... 3.5 GPA ... coach was Rich Reichert.

Personal — born 7/19/77 ... kinesiology major ... parents are Raphael and Gloria.

92

Brandon Williams

DT, 6-4, 284, So., Buffalo, NY



1995 — limited action as back-up tackle ... scout team defensive honors vs. Penn State.

1994 — redshirted.

High School — Gatorade state player of the year at South Park ... 13th-best prospect in the East by Tom Lemming's *Prep Football Report* ... a top five player in New York by *Super Prep* ... 92 tackles and five fumble recoveries ... team

MVP and captain his senior year ... caught 28 passes for 400 yards as a senior ... team was 10-0 each of his last two seasons ... coach was Jerry Obstein.


Personal — born 2/2/76 ... Letters & Science ... parents are Otis and Gloria.

The Badgers

71

Jerry Wunsch***

OL, 6-6, 325, Sr., Wausau, WI



All-Big Ten and all-America candidate ... 23 consecutive starts at RT, the longest streak on the team ... elected a team captain for '96 ... excellent run blocker ... bench presses 440 pounds ... a member of the offensive line on the two most productive offenses in school history (reserve as a freshman and starter as a sophomore) ... has blocked for three

different 1,000-yard rushers in his career (Brent Moss, Terrell Fletcher and Carl McCullough) ... physical presence on the line ... second-largest player on the team at 325 pounds ... ran a 5.2-second 40 and registered a vertical jump of 27 inches at pro timing day in March.

1995 — honorable mention all-Big Ten honors by league coaches and media ... had the top grades among UW blockers as a junior ... helped pave the way for McCullough to become the school's eighth 1,000-yard rusher ... earned third letter.

1994 — won spring camp battle for the right tackle position and started all 12 games for the Hall of Fame Bowl champs ... key member of line that had a season norm of 244.5 yards rushing per game, ninth in the NCAA ... career-best six-and-a-half "de-cleaters" at Michigan ... season-best grades vs. Eastern Michigan and Michigan State.

1993 — played behind all-America tackle Joe Panos ... season-high 17 snaps in the Rose Bowl as a TE.

1992 — redshirted ... scout team offensive MVP vs. Indiana.


High School — *Parade* and *Prep Football Report* all-American at West ... Gatorade's state Player of the Year ... *USA Today* honorable mention all-American ... played in 1992 Shrine Game ... captain and MVP as a senior ... team's most valuable lineman twice in career ... double-figure points and rebounds in basketball ... coached by Mike Dressler.

Personal — born 1/21/74 ... Letters & Science ... parents are Gerald and Gail.

5

Mark Zanders

QB, 6-4, 230, Fr., Joliet, IL




1995 — redshirt on scout team ... injured foot and missed most of the season.

High School — No. 2 QB in the nation by National Recruiting Advisor at West ... all-American by *Prep Football Report* and second-rated QB in the region by *Blue Chip* ... tied state record with six TD passes in a game vs. Romeoville ... set school career passing records

by completing 303-501 passes (.605) for 4,579 yards and 46 touchdowns ... completed 92-158 throws (.582) for 1,692 yards and 16 TDs in 1994 ... connected on 99-181 for 1,293 yards and 17 TDs as a junior ... conference MVP ... GPA of 4.8 on a 4.0 scale ... National Honor Society ... set state record by pitching 11 consecutive innings in playoffs ... four-year starter in baseball ... two-year captain and all-star defenseman in hockey ... coach was Alan Greenberg.

Personal — born 12/9/76 ... Letters & Science ... parents are Gordon and Eileen.



Tackle Jerry Wunsch

The Badgers

Willie Austin, WR, 6-3, 190, Miami, FL

Regional all-American by *SuperPrep* and *Blue Chip* at Central ... two-time all-Dade County ... Top 40 player in Florida according to *SuperPrep* ... Top 50 prospect in the Southeast by *Prep Football Report* ... 34 catches for 512 yards as a senior ... played QB, WR and DB ... 45 tackles and eight interceptions ... coached by Roger Cofey ... born 12/29/77.

Nick Bradley, OL, 6-5, 280, Woodbury, MN

Prep Football Report and *SuperPrep* Top 100 prospect in the Midwest at Woodbury ... regional all-American by *SuperPrep* and *Blue Chip*, all-state, all-conference and captain as a senior ... 70 tackles and three fumbles recovered in '95 ... blocked for a 1,000-yard rusher as a senior ... 160 career tackles ... father, Jeff, is a Wisconsin alum ... honor student ... coached by Gary Halvorson ... born 10/3/77.

Onjai Bryant, DB, 5-11, 175, Pine Hill, NJ

Eastern region all-American by *Blue Chip* at Overbrook ... honorable mention all-state ... Tri-County and Olympic Conference honoree ... rushed for more than 600 yards as a senior and averaged 6.0 yards per carry ... 20-yard average on punt returns ... all-league as a track sprinter ... lettered in football, basketball and track ... teammate of UW recruit Ron Dayne ... coached by Harvey Miller ... born 10/26/77.

Dave Costa, OL, 6-5, 255, Ellwood City, PA

Street & Smith's and *Prep Football Report* honorable mention all-American at Ellwood City ... Top 100 prospect in the East according to *PFR* ... made *Pittsburgh Post-Gazette* "Fabulous 22" team ... two-time all-conference on both sides of the ball ... 15 receptions for 160 yards at TE to make second-team all-state by AP ... graded out at 92 percent for blocking as a senior ... caught two-point PAT to beat Blackhawk and break that school's 27-game winning streak ... won Eddie Mitchell Award given to team MVP ... lettered in football, basketball, baseball and track ... father, Don, played football at Notre Dame ... honor roll ... coached by Nick Lamenza ... born 9/8/78.

Dave Cruickshank, DE, 6-5, 250, Dana Point, CA

Transferred to UW after earning honorable mention all-America honors from *JC Gridwire* at Saddleback ... 73 tackles, 15 sacks, 11 passes defended and six fumbles forced when he was JC all-region at Saddleback ... attended Washington for one year (1994) and redshirted ... three-time Husky practice Player of the Week ... all-American by *SuperPrep* and *Blue Chip* as a senior (1993) at Dana Hills High School ... 109 tackles and 12 sacks as a prep senior ... captain all four years ... captain in the North-South All-star Game ... three years of eligibility remaining ... 3.6 GPA as prep and 3.2 at JC ... coached by Bill Cunerty at Saddleback and Jack Murry at Dana Hills ... born 3/13/76.

Ron Dayne, RB, 5-10, 250, Pine Hill, NJ

Consensus first-team all-American at Overbrook ... chosen to elite squads by *USA Today*, *Parade*, *Reebok*, *Prep Football Report*, *Blue Chip*, *Schutt Sports Group* and *SuperPrep* ... Offensive Player of the Year in the East and No. 1 fullback in the nation according to *PFR* and *SuperPrep* ... rushed for 1,785 yards (14.9 average) and 24 TDs as a senior ... top game was a 250-yard, four-touchdown performance vs. Atco Edgewood ... two-time all-South Jersey choice at RB ... gained 1,566 yards with 27 touchdowns as a junior ... won state shot put and discus titles as a junior and senior ... broke his own state discus record (206-1) in '96 ... captured Penn Relays shot put title in '96 and provisionally qualified for the Olympic Trials ... teammate of Onjai Bryant ... coached by Harvey Miller ... born 3/14/78.

Josh Dickerson, WR, 6-2, 175, Schofield, WI

SuperPrep all-American and all-Midwest pick at D.C. Everest ... regional all-America honors from *Prep Football Report* and *Blue Chip* ... first-team all-state by the coaches after catching 44 passes for 821 yards (18.7 average) ... honorable mention all-state by AP and *Milwaukee Journal Sentinel* ... selected to play in Shrine Game ... career total of 83 receptions for 1,608 yards (19.4 average) and 16 TDs ... 10.7-second speed in the 100 ... state champ in the 100 meters twice in career ... anchored state champion 4x100 relay team three times ... 3.0 GPA ... coached by Wayne Steffenhagen ... born 10/25/77.

The Badgers

Sam Elmore, DB, 6-1, 185, Banning, CA

Made *Prep Football Report's* all-West team as a senior at Banning ... rushed for 400 yards (11.1 average) as a senior ... had a 96-yard touchdown reception in senior season ... has run the 100 in 10.5 seconds and the 200 in 21.5 seconds ... all-California Interscholastic Federation Division IV champion in the 100, 200, 400 relay and 1,600 relay ... has long jumped 23 feet ... three-time all-league in track ... track captain twice ... nickname is Bucky ... honor roll ... coached by George Tapanes ... born 11/28/77.

Eddie Faulkner, RB, 5-11, 185, Muncie, IN

First-team all-state after rushing for 1,606 yards (7.3 average) and 19 TDs as a senior at Central ... regional all-America honors from *SuperPrep* and *Blue Chip* ... a top 70 prospect in the Midwest by *Prep Football Report* and *SuperPrep* ... school records with 3,441 career yards rushing and 172 points ... nine interceptions and 175 tackles in career ... gained 1,378 yards and averaged 8.6 yards per attempt in junior campaign ... won the 100 (10.7), 200 (21.9) and 400 (48.8) in the conference championship as a senior ... captain in football and basketball ... 3.0 GPA ... coached by Terry Hitchcock ... born 10/20/77.

John Favret, DL, 6-4, 240, Cleveland Heights, OH

USA Today honorable mention all-America pick at St. Ignatius ... regional all-America honors by *SuperPrep*, *Prep Football Report* and *Blue Chip* ... Top 60 prospect in the Midwest according to *SuperPrep* ... school won two national and four state championships during his career ... registered 97 tackles and 13 sacks as a senior ... squad's Most Valuable Defensive Lineman ... Defensive Player of the Year in seven-county region ... 96 stops and 11 sacks as a junior ... coached by Chuck Kyle ... born 3/23/78.

Bill Ferrario, DL, 6-3, 265, Scranton, PA

All-city after senior year at West Scranton ... honorable mention all-league on both sides of the ball as a junior ... 110 tackles, 12 sacks and four fumbles recovered as a senior ... nine career fumble recoveries ... listed in *Who's Who Among High School Students* ... coached by Joe DeAntona ... born 9/22/78.

Chris Ghidorzi, LB, 6-3, 230, Wausau, WI

SuperPrep and *Prep Football Report* all-American at West ... regional all-America laurels from *PFR*, *SuperPrep* and *Blue Chip* ... consensus first-team all-state ... played in Wisconsin Shrine Game ... unanimous all-conference choice ... 88 tackles as a senior and 72 as a junior ... ended his career fourth on the school's all-time defensive points list ... team MVP twice in his career and captain as a senior ... 3.7 GPA ... National Honor Society member ... attended the same school as Badger tackle Jerry Wunsch ... coached by Greg Harvey ... born 7/8/77.

Joe Gribowski, OL, 6-6, 290, Mosinee, WI

Reebok, Schutt Sports Group and *Prep Football Report* all-American at D.C. Everest ... second-team *USA Today* all-American ... Top 10 prospect in the Midwest according to *PFR* ... regional all-America honors from *Blue Chip* and *SuperPrep* ... first-team all-state by the coaches and media ... No. 1 player in the state according to the *Milwaukee Journal Sentinel* ... graded out at 93 percent for 9-1 club as a senior ... 60 knockdown blocks ... teammate of UW recruit Josh Dickerson ... three-year honor roll ... coached by Wayne Steffenhagen ... born 7/31/77.

Ed Hartwell, LB, 6-2, 205, Las Vegas, NV

Runner-up for *USA Today* state Player of the Year honors at Cheyenne ... *USA Today* honorable mention all-American ... top linebacker in the state of Nevada ... named to "Best of the West" team by *Long Beach Telegram* ... all-state and Southern Zone Defensive Player of the Year as a senior ... made 131 tackles, five fumble recoveries, four interceptions and six sacks for state runners-up in 1995 ... rushed for 350 yards and scored 15 TDs, punted for a 40-yard average and returned two interceptions for scores as a senior ... scored 35 points in eight minutes to lead club to a 47-28 win in the zone championship game ... career totals of 256 tackles, 12 fumbles caused, 800 yards rushing, 32 TDs and 580 yards passing ... 3.67 GPA ... coached by George Perry ... born 5/27/78.

The Badgers

Chris Janek, DL, 6-3, 270, Granite City, IL

Made all-Midlands team by *Prep Football Report* at Granite City ... two-way player ... first-team all-state on defense ... 54 tackles, including nine for losses ... team's most valuable lineman as a junior and senior ... placed in Illinois state wrestling meet as a junior ... more than 100 varsity wrestling wins in career ... captained football twice and wrestling once ... lettered in football (three times) and wrestling (four) ... coached by Don Harris ... born 8/14/77.

Scott Kavanagh, QB, 6-4, 190, Naperville, IL

All-American by *Prep Football Report*, *Blue Chip* and *SuperPrep* at North ... Top 15 prospect in the Midwest and Top 100 nationally by *PFR* ... first-team all-state by *Champaign News-Gazette* and the coaches' association ... threw for 1,506 yards (62 percent) with 19 TDs and five interceptions in leading squad to 10-2 record and No. 10 ranking in state as a senior ... career totals of 3,008 yards passing (210 for 354) and 33 TDs ... rushed for eight career touchdowns ... led squad to state championship game in junior campaign ... brother, Brian, is a quarterback at Kansas State ... academic all-conference ... coached by Larry McKeon ... born 12/27/77.

Ross Kolodziej, DL, 6-3, 275, Stevens Point, WI

USA Today honorable mention all-America at Stevens Point ... a Top 100 choice in the Midwest by *SuperPrep*, *Blue Chip* and *Prep Football Report* ... first-team all-state mention by AP, *Milwaukee Journal Sentinel* and the WFCAs as a senior ... registered 91 tackles (12 for losses) and 11 QB hurries to earn team MVP honors ... named conference Defensive Player of the Year in '95... captained football team his final two years ... played on the offensive line as a junior ... elected to play in Wisconsin's Shrine Bowl ... 3.0 GPA ... coached by Jerry Fitzgerald ... born 5/11/78.

Sam Mueller, OLB, 6-5, 220, Fond du Lac, WI

USA Today honorable mention all-America choice at QB for St. Mary's Springs ... first-team all-state by Associated Press as QB and DB ... AP's state Player of the Year ... all-state on offense by the WFCAs and on defense by the *Milwaukee Journal Sentinel* ... conference Back of the Year as a senior ... chosen for state Shrine Game ... rushed for 1,213 yards (23 TDs) and passed for 1,115 yards in leading squad to an undefeated season and the state championship in '95 ... team MVP in football and basketball ... captained football once and basketball twice in career ... National Honor Society member ... coached by Bob Hyland ... born 9/14/77.

Chris Pickett, OL, 6-7, 255, Schaumburg, IL

All-Midwest choice by *Prep Football Report*, *Blue Chip* and *SuperPrep* at Schaumburg ... Schutt Sports Group Top 100 player ... one of the Top 10 tackles in the nation according to *PFR* ... voted the top lineman in his conference ... top line prospect in Illinois according to *PFR* ... *Chicago Sun-Times*, Illinois Coaches Association and *Champaign News-Gazette* first-team all-state ... *Chicago Tribune* second-team all-state ... *Pioneer Press*, *Chicago Sun-Times* and *Daily Herald* all-area teams ... captain as a senior when team was 9-2, the best mark in school history ... team won conference title in 1995 and outscored opponents 193-13 ... coached by Tom Cerasani ... born 9/25/77.

Casey Rabach, OL, 6-5, 260, Sturgeon Bay, WI

USA Today honorable mention all-America pick at Sturgeon Bay ... *SuperPrep* regional all-American ... first-team all-state guard by AP ... honorable mention all-state by the WFCAs ... all-Midwest selection by *Prep Football Report* and *SuperPrep* ... selected for Shrine Game ... helped pave the way for a 1,000-yard rusher as a senior ... coached by Gordon Saron ... born 9/24/77.

The Badgers

.....

Dague Retzlaff, TE, 6-8, 245, Crystal, MN

Averaged 19.2 yards per catch during career at Armstrong ... 44 career catches for 853 yards and 6 TDs ... 25 receptions for 485 yards (19.4) as a senior ... all-conference twice in basketball and once in football ... same school as former UW basketball players Jason Johnsen and Grant Johnson ... National Honor Society ... coached by Dave Swanovich ... born 7/21/78.

Karim Ross, LB, 6-3, 230, Country Club Hills, IL

All-conference and all-area honors at Hillcrest ... named best lineman in his league twice ... 125 tackles, six sacks and four fumbles recovered in senior season ... 342 career tackles, 39 sacks and 10 fumble recoveries ... team captain four times and team MVP three years ... conference shot put and discus champion as a sophomore ... won scholastic Heisman Award ... three years on honor roll ... coached by Dennis Curtin ... born 3/25/78.

Yusuf Shakir, DB, 6-0, 200, Tallahassee, FL


Regional all-American by *SuperPrep* and *Blue Chip* at Lincoln ... made the state's "Super 24" list by the *Florida Times Union* ... rated No. 1 strong safety in state by the *Florida Tribune* ... first-team all-state (class 6A) and all-district ... 130 tackles, 26 for losses and five fumbles recovered as a senior ... played in Florida's North-South all-star game ... career total of 385 tackles, 52 for minus yardage, 21 sacks, 13 fumbles caused and six interceptions ... coached by David Wilson ... born 1/22/78.

Mike Solwold, TE, 6-6, 230, Hartland, WI


Prep Football Report, *The Sporting News*, *National Recruiting Advisor*, Schutt Sports Group and *SuperPrep* all-American at Arrowhead ... made *Blue Chip* "Dream Team" ... Gatorade Circle of Champions state player of the year ... second-best TE prospect in the nation and third-best player in the Midwest according to *SuperPrep* ... played in state Shrine Game ... 12 receptions (four TDs) as a senior ... three-year starter, he played for the school's 1993 and 1994 state championship teams ... career highs of 24 catches and five TDs in junior campaign ... captain and MVP as a senior ... 13 TDs among his 39 career receptions ... prep teammate of UW linebacker Donny Eicher ... 3.0 GPA ... coached by Tom Taraska ... born 9/30/77.

Shadrick Washington, WR, 6-4, 205, Milwaukee, WI

All-American according to *Prep Football Report* as a senior at Vincent ... all-Midwest choice by *PFR*, *Blue Chip* and *SuperPrep* ... named to *Blue Chip*'s Midwest Super 25 squad ... third-best player in Wisconsin according to the *Milwaukee Journal Sentinel* ... participated in Shrine Game ... all-city honors ... averaged 23.9 yards per reception on 10 catches as a senior ... also played QB ... intercepted five passes his senior year ... registered 31 receptions for 690 yards (22.3) with 10 TDs as a junior ... averaged double-figure points in basketball ... prep teammate of UW receiver Demetrius Brown ... same high school as former Badger and current St. Louis Ram Chuck Belin ... coached by Rick Henneberry ... born 12/5/77.



Coch Barry Alvarez visits with linebacker Eric Unverzagt, a 1995 NFL draft pick of the Seattle Seahawks, in pre-game warm-ups.



Junior Tony Simmons is the first Badger in school history to accumulate more than 1,000 receiving yards in his first two seasons combined.

Review

.....

'95 Statistics

1995 RESULTS (4-5-2, 3-4-1 BIG TEN)

Date	Opponent	Result	Attend.
9/2	Colorado	L 7-43	79,015
9/16	@Stanford	T 24-24	42,510
9/23	SMU	W 42-0	77,108
9/30	@Penn State	W 17-9	96,540
10/14	Ohio State	L 16-27	79,507
10/21	@Northwestern	L 0-35	49,256
10/28	Michigan State	W 45-14	78,043
11/4	@Purdue	L 27-38	39,125
11/11	@Minnesota	W 34-27	64,016
11/18	Iowa	L 20-33	78,907
11/25	Illinois	T 3-3	76,750

Score by Quarters

Teams	1	2	3	4	Total	Avg.
Wisconsin	51	71	73	40	235	21.4
Opponents	44	73	50	86	253	23.0

Team Statistics

	UW	Opp.
First downs	207	228
By rushing	76	98
By passing	118	124
By penalty	13	6
Net yards rushing	1,418	1,877
Average per game	128.9	170.6
Attempts	421	452
Average per attempt	3.4	4.2
Net yards passing	2,439	2,465
Average per game	221.7	224.1
Attempts	332	343
Completions	206	207
Percentage	.620	.603
Interceptions-TDs	12-17	13-14
Total net yards	3,857	4,342
Average per game	350.6	394.7
Fumbles-lost	18-8	16-10
Penalties-yards	32-275	63-533
Third-down conversions	71-162	62-153
Percentage	.438	.405
Fourth-down conversions	7-14	10-21
Time of possession	29:33	30:27

Rushing

Player	Att	Gain	Loss	Net	Avg	TD	Lg
McCullough	236	1,086	48	1,038	4.4	3	41
Stecker	86	352	18	334	3.9	5	23
Martin	21	104	7	97	4.6	2	24
Roberson	25	57	9	48	1.9	0	11
Waerig	9	48	0	48	5.3	1	12
Nelson	3	12	0	12	4.0	0	10
Torian	2	10	0	10	5.0	0	8
London	2	0	5	-5	—	0	0
Samuel	7	12	30	-18	—	0	12
Bevell	28	22	133	-111	—	1	6
Team	2	0	35	-35	—	0	0
Wisconsin	421	1,703	285	1,418	3.4	12	41
Opponents	452	2,241	364	1,877	4.2	16	—

Passing

Player	Att	Comp	Pct	Yards	Int	TD	Lg
Bevell	300	195	.650	2,273	11	15	70
Samuel	31	11	.355	166	1	2	54
McCullough	1	0	.000	0	0	0	0
Wisconsin	332	206	.620	2,439	12	17	70
Opponents	343	207	.603	2,465	13	14	—

Efficiency rating — Bevell 137.8; Samuel 95.3; McCullough 0.0

Receiving

Player	No	Yards	Avg	TD	Lg
London	41	587	14.3	2	45
Nyquist	37	354	9.6	5	28
T. Simmons	29	504	17.4	7	70
McCullough	25	170	6.8	0	40
Hayes	17	328	19.3	1	54
Martin	16	98	6.1	2	14
Stecker	15	91	6.1	0	18
Torian	13	175	13.5	0	30
Sondrup	8	98	12.3	0	25
Roberson	3	18	6.0	0	13
Waerig	1	12	12.0	0	12
Cantrell	1	4	4.0	0	4
Wisconsin	206	2,439	11.8	17	70
Opponents	207	2,465	11.9	14	—

Punting

Player	No	Yards	Avg	Blk	Lg
Alexander	50	1,816	36.3	0	47
Hall	2	67	33.5	0	41
Team	3	20	6.7	3	0
Wisconsin	55	1,903	34.6	3	47
Opponents	47	1,849	39.3	1	—

'95 Statistics

Field Goals

Player	0-19	20-29	30-39	40-49	50+
Hall	0-0	4-5	0-3	2-5	1-1
Wisconsin	0-0	4-5	0-3	2-5	1-1
Opponents	0-0	7-8	3-5	1-1	2-3

Punt Returns

Player	No	Yards	Avg	TD	Lg
Boggs	14	83	5.9	0	15
Huntley	1	0	0.0	0	0
Stecker	4	-1	—	0	2
Wisconsin	19	82	4.3	0	15
Opponents	26	231	8.9	0	—

Kickoff Returns

Player	No	Yards	Avg	TD	Lg
McCullough	1	25	25.0	0	25
Stecker	17	412	24.2	1	100
Huntley	7	151	21.6	0	32
Torian	4	68	17.0	0	23
Lysek	4	56	14.0	0	18
Waerig	4	55	13.8	0	28
London	2	24	12.0	0	21
Martin	2	19	9.5	0	19
Wisconsin	41	810	19.8	1	100
Opponents	28	683	24.4	0	—

Scoring

Player	TD	XP1	XP2	FG	Points
Hall	0	27-29	0	7-14	48
T. Simmons	7	0	0	0	42
Stecker	6	0	0	0	36
Nyquist	5	0	0	0	30
Martin	4	0	0	0	24
McCullough	3	0	0	0	18
London	2	0	0	0	12
Hayes	1	0	0	0	6
Weems	1	0	0	0	6
Waerig	1	0	0	0	6
Bevell	1	0	0-1	0	6
Nielsen	0	1-1	0	0	1
Wisconsin	31	28-30	0-1	7-14	235
Opponents	31	24-26	1-5	13-17	*253

* includes one safety

QB sacks — Saleh 12-84, Carter 6-34, Yocum 5-33, Maniecki 4-33, Spiller 3-17, Unverzagt 2-12, Jurewicz 2-11, Monty 1-6

Fumbles recovered — Monty 2, Huntley 1, Maniecki 1, Saleh 1, Taylor 1, Jurewicz 1, Spiller 1, Miklusak 1

Tackles

Player	Solo	Asst	Total	T/Loss	PBU
Monty	92	45	137	8/18	4
Unverzagt	71	32	103	12/29	4
Huntley	61	35	96	0/0	3
Carter	45	43	88	9/43	2
Maniecki	50	30	80	6/39	4
Saleh	55	21	76	23/118	5
Suttle	54	15	69	0/0	11
Weems	45	18	63	1/2	7
Taylor	48	15	63	1/5	3
Jurewicz	25	24	49	4/27	3
Yocum	20	23	43	8/41	2
Spiller	15	10	25	4/18	2
Lysek	13	6	19	0/0	0
Adamov	14	4	18	0/0	2
Diatelevi	8	8	16	0/0	0
Flanigan	11	2	13	1/2	0
Young	9	2	11	1/3	0
Burke	6	3	9	0/0	0
Campbell	9	0	9	0/0	0
H. Simmons	3	4	7	0/0	0
Miklusak	0	4	4	0/0	0
Bernard	4	0	4	0/0	0
D. Schneck	1	1	2	0/0	0
Commander	1	0	1	0/0	0
Glenn	1	0	1	0/0	1
McCullough	1	0	1	0/0	0
Bevell	1	0	1	0/0	0
Alexander	0	1	1	0/0	0
Anderson	0	1	1	0/0	0
Eicher	0	1	1	0/0	0
Torian	0	1	1	0/0	0
Hall	0	1	1	0/0	0

Interceptions

Player	No	Yards	Avg	TD	Lg
Huntley	4	28	7.0	0	24
Weems	2	75	37.5	1	75
Suttle	2	51	25.5	0	49
Unverzagt	2	0	0.0	0	0
Carter	1	12	12.0	0	12
Flanigan	1	0	0.0	0	0
Young	1	0	0.0	0	0
Wisconsin	13	166	12.8	1	75
Opponents	12	176	14.7	0	—

'95 Review

Badgers set marks for attendance, passing and long plays in 4-5-2 campaign

Season summary

Wisconsin completed its 1995 football campaign with a 4-5-2 overall record (.455) and a 3-4-1 Big Ten slate. The Badgers tied for seventh (with Illinois) in the conference race.

Faced with having to replace a league-high 12 starters, including five first-team all-conference selections from its '94 squad, the Badgers played one of the nation's most difficult schedules.

The schedule included games with four clubs — Colorado (13th by Associated Press), Penn State (6th), Ohio State (4th) and Northwestern (11th) — that ranked in the nation's top 15 when they faced Wisconsin.

The *Seattle Times* rated the Badgers' 1995 slate as the nation's most difficult. Seven Badgers opponents were selected to play in postseason bowl games. In the Big Ten's eight-game schedule, Wisconsin did not face last-place Indiana or Michigan.

The Badgers' up-and-down campaign included consecutive wins just once (SMU and Penn State) and back-to-back losses just once (Ohio State and Northwestern). The UW also mixed in two ties for the first time in 17 years.

The head coach

Barry Alvarez finished his sixth season at Wisconsin with a 33-31-4 record. Alvarez has guided the UW to its only January bowl game wins in school history. The Badgers have won two bowls — 1994 Rose and

1995 Hall of Fame — in the last three seasons. Only one UW coach — Dave McClain (1981-84) — has led the UW to three bowls in four years.

The Badgers' win total under Alvarez through 68 games is equal to what the school won in 86 contests prior to his arrival. His teams have a 22-9-4 (.686) mark since 1993. The 22 triumphs in that three-year period are the most wins in a similar time frame in the modern-era of Wisconsin football. Dave McClain posted 21-13 (1982-84) and 21-14 (1981-83) marks during his tenure.

The Badgers, whose cumulative three-year league record is fourth-best in the Big Ten, have registered a 14-7-3 conference mark since 1993. That win total in league play is greater than the UW earned in eight years combined (12-52) prior to '93.

Streak breaker

Perhaps the biggest win of the '95 season was a 17-9 upset at Penn State. The Wisconsin victory ...

- broke PSU's 20-game winning streak, the longest in Division I.
- was the first home loss for the Nittany Lions in two seasons.
- broke streaks of 12 straight Big Ten wins and 17 consecutive September victories for PSU.

Wisconsin held the Nittany Lions, who averaged 208.6 yards rushing in '95, to just 83 yards on the ground. It was PSU's lowest rushing total in four years. Penn State, which entered the game ranked sixth nationally, was the highest rated foe that the UW had beaten in a decade

(Ohio State was third in 1985).

Another important triumph for the Badgers was the 34-27 win at Minnesota, which allowed Wisconsin to reclaim the fabled Paul Bunyan Axe. The Axe, which has gone to the winning school in this rivalry every year since 1948, is back in Madison after a two-year absence.

Defensive items

The UW defenders allowed 22.2 points per game, sixth-best in the Big Ten ... three Badger opponents failed to reach double-figure points ... Wisconsin shut out SMU 42-0 to record the largest margin of victory in the Alvarez era and the 10th-largest in the modern era at the UW ... it was the Badgers' first shutout in 15 games and just the second in the last 128 contests ... Wisconsin had a string of 100 consecutive shutout minutes vs. Stanford, SMU and Penn State ... the Badgers held five opponents to less than 100 yards rushing, including three straight ... those feats had not been accomplished at the UW since 1982 ... Wisconsin opponents did not convert on any third-down plays of more than 10 yards (0-23) ... the Badgers were 6-26 on similar plays ... UW's defensive rushing average was 170 yards per game ... it was unusual, however, that five foes failed to gain 100 yards rushing and six adversaries rushed for more than 200 yards.

Inside the offensive numbers

The Badgers averaged 221.7 yards passing to set a school record ... the old mark was 216.4 yards per game established in 1983 ... Wisconsin set a team record for completions (206) and finished just 14 yards shy of the passing yardage mark ... the 1993 club set the yardage standard (2,453

'95 Review

yards) in a 12-game schedule ... the Badgers were third in the league in passing offense and one of three schools to complete at least 60 percent of their passes ... the 350.6-yard total offense average was the third-best in the last 11 years at the UW ... only the '94 and '95 teams produced more total offense.

The house is filled

Wisconsin, which sold a school-record 60,000 season tickets in '95, eclipsed its home-game average attendance record. The Badgers averaged 78,222 at their six home games. That bettered the mark of 77,328 set in 1995. The UW played in front of eight sellouts in 1995 and has performed before capacity crowds at Camp Randall Stadium in 10 of its last 11 outings.

A crowd of 79,507 fans watched the home game vs. Ohio State. It was the largest home gathering to see the Badgers play during the Alvarez era and was the fifth-largest in Camp Randall Stadium history.

Long-distance dedications

Two of the longest plays in Wisconsin history occurred in the win at Minnesota.

Kicker John Hall booted a 60-yard field goal at the end of the first half. The kick split the uprights and had enough distance to hit the net behind the goalposts.

The field goal was ...

- the longest in school history.
- the fourth-longest in the modern era of the Big Ten.
- the longest in the modern era of the Big Ten without the use of a tee, which was outlawed in 1988.
- the fourth-longest in NCAA history without a tee.

The Badgers got another big play from their special teams at Minnesota when Aaron Stecker returned a kickoff 100 yards. The other 100-yard returns in Wisconsin history were by Ira Matthews vs. Iowa in '76 and by Michael Jones against Northwestern in '84.

Cyrril Weems had a 75-yard interception return at Purdue for a TD. It was the fourth-longest return in school history and the first for a touchdown since Jeff Messenger vs. Duke in the Hall of Fame Bowl.

All-Big Ten honors

Defensive end Tarek Saleh, a first-team all-Big Ten pick by the coaches and media, led the contingent of Badgers who received league honors.

Quarterback Darrell Bevell and linebacker Pete Monty were second-team choices by the media. Defensive tackle Jason Maniecki was a second-team pick by the coaches.

Tight end Matt Nyquist, linebacker Eric Unverzagt and offensive linemen Jamie Vanderveldt and Jerry Wunsch were honorable mention.

Academic all-Big Ten mention went to Nyquist (fourth time), Maniecki (third time), DL Bryan Jurewicz (second time), OL Mike Rader and TE Ryan Sondrup.

All-star Badgers

Several Badger seniors played in postseason all-star games. Eric Unverzagt played in the East-West Shrine Game. Jason Maniecki participated in the Senior Bowl and the Blue-Gray Game. Matt Nyquist joined Maniecki in the Blue-Gray game. Barry Alvarez served as co-coach of the North squad at the Blue-Gray Game. Defensive coordinator Kevin Cosgrove assisted Alvarez.

500-yard receivers

Receivers Michael London and Tony Simmons both moved into the 500-yard receiving club. London (587) and Simmons (504) are the third pair of Wisconsin teammates to reach that plateau in the same season. Tom McCauley (525) and Mel Reddick (524) accomplished that feat in 1967; Lee DeRamus (920) and J.C. Dawkins (512) matched it in 1993.

The London-Simmons duo combined for 1,091 yards receiving this season. The top two receiving duos in UW history are DeRamus-Dawkins (1,432) in '93 and Al Toon-Michael Jones (1,162) in '83.

Century club tandem

Carl McCullough and Aaron Stecker each rushed for more than 100 yards in the Badgers' 42-0 win vs. SMU. McCullough rambled for 130 yards, and Stecker came off the bench for 112 yards and two TDs. It was the ninth time in the last three years that a pair of UW running backs went over the 100-yard mark in the same game. Prior to '93, two Badger runners had rushed for at least 100 yards in the same game just 13 times in the previous 44 years.

It's on them

Wisconsin was whistled for just 275 yards in penalties last season. Through preliminary research, that is the lowest total since 1960. The Badgers also had 275 yards in infractions that season, but Wisconsin played just nine games.

The Badgers were the least penalized team in the Big Ten. Wisconsin suffered no penalties in the game vs. Purdue and had just one infraction against Colorado, Minnesota and Illinois.

'95 Game Statistics

Teams	Score	First Downs	—Rushing—		Passing	Pass. Yards	Plays	Total Offense	Fum.	Pen.	Time of Poss.
			Att.	Yards							
@Wisconsin	7	18	41	122	14-26-2	175	67	299	3-1	1-5	30:28
Colorado	43	21	43	229	18-25-0	278	68	507	3-1	8-61	29:32
Wisconsin	24	23	48	244	20-32-1	172	80	416	2-0	3-15	32:11
@Stanford	24	25	31	94	30-42-0	335	73	429	1-1	5-59	27:49
@Wisconsin	42	30	52	284	20-25-0	250	77	534	1-0	7-69	34:00
SMU	0	17	30	82	19-39-3	179	69	261	0-0	2-10	26:00
Wisconsin	17	16	39	132	18-22-0	192	61	324	0-0	2-10	29:41
@Penn State	9	23	33	83	33-48-0	259	81	342	1-0	3-15	30:19
@Wisconsin	16	14	32	113	15-31-2	158	63	271	1-0	4-46	28:12
Ohio State	27	17	43	207	18-26-1	206	69	413	2-2	6-60	31:48
Wisconsin	0	20	40	101	18-30-2	220	70	321	5-5	3-35	29:12
@Northwestern	35	12	45	221	8-16-1	79	61	300	0-0	5-29	30:48
@Wisconsin	45	22	51	171	17-27-0	265	78	436	2-1	3-24	33:42
Michigan State	14	17	34	49	17-30-3	207	64	256	3-2	10-72	26:18
Wisconsin	27	9	17	50	13-27-0	169	44	219	0-0	0-0	17:56
@Purdue	38	30	66	395	15-22-2	201	88	596	3-2	4-35	42:04
Wisconsin	34	20	41	120	17-27-1	302	68	422	1-0	1-5	30:46
@Minnesota	27	26	34	207	20-36-1	355	70	525	0-0	7-62	29:14
@Wisconsin	20	22	20	(-18)	35-51-4	352	71	334	0-0	7-60	24:21
Iowa	33	28	62	276	12-25-0	177	87	453	2-1	8-81	35:39
@Wisconsin	3	13	40	99	19-34-0	184	74	283	3-1	1-16	34:39
Illinois	3	12	31	71	17-34-2	189	65	260	1-1	5-49	25:21

1995 Long Plays

- 100 Aaron Stecker kickoff return at Minnesota
- 75 Cyrill Weems interception return at Purdue
- 70 Darrell Bevell pass to Tony Simmons at Minnesota
- 62 Darrell Bevell pass to Tony Simmons at Minnesota
- 54 Mike Samuel pass to Donald Hayes at Purdue
- 52 Darrell Bevell pass to Donald Hayes at Minnesota
- 45 Darrell Bevell pass to Michael London vs. Iowa
- 43 Darrell Bevell pass to Donald Hayes vs. Illinois
- 41 Carl McCullough run at Stanford

Longest Scoring Drives

- Yards — 96 on 13 plays in 5:37 vs. SMU
- Plays — 15 covering 72 yards in 5:39 at Penn State
- Time — 7:15 on a 14-play 62-yard drive at Minnesota

1995 Turnover Table

Opponent	Turnovers		
	Wis.	Opp.	Margin
Colorado	3 (10)	1 (0)	-2
@Stanford	1 (7)	1 (0)	0
SMU	0 (0)	3 (21)	+3
@Penn State	0 (0)	0 (0)	0
Ohio State	2 (7)	3 (3)	+1
@Northwestern	7 (26)	1 (0)	-6
Michigan State	1 (0)	5 (14)	+4
@Purdue	0 (0)	4 (14)	+4
@Minnesota	1 (0)	1 (0)	0
Iowa	4 (14)	1 (0)	-3
Illinois	1 (0)	3 (0)	+2
Totals	20 (64)	23 (52)	+3

Points off turnovers are listed in parentheses

'95 Starting Lineups

Offense	SE	LT	LG	C	RG	RT	TE	QB	FB	RB	FL
Colorado	Simmons	Castro	Vanderveldt	Gay	Stark	Wunsch	Nyquist	Bevell	Martin	McCullough	London
@Stanford	Simmons	Castro	Vanderveldt	Rader	Stark	Wunsch	Nyquist	Bevell	Martin	McCullough	London
SMU	Simmons	Castro	Vanderveldt	Gay	Stark	Wunsch	Nyquist	Bevell	Sondrup (TE)	McCullough	London
@Penn State	Simmons	Castro	Vanderveldt	Gay	Stark	Wunsch	Nyquist	Bevell	Martin	McCullough	London
Ohio State	Simmons	Castro	Vanderveldt	Gay	Darby	Wunsch	Nyquist	Bevell	Martin	McCullough	London
@N'western	Simmons	Castro	Vanderveldt	Gay	Darby	Wunsch	Nyquist	Bevell	Martin	McCullough	London
Mich. State	Simmons	Castro	Vanderveldt	Rader	Darby	Wunsch	Nyquist	Bevell	Sondrup (TE)	McCullough	London
@Purdue	Simmons	Castro	Vanderveldt	Rader	Darby	Wunsch	Nyquist	Bevell	Martin	McCullough	London
@Minnesota	Simmons	Castro	Vanderveldt	Rader	Darby	Wunsch	Nyquist	Bevell	Sondrup (TE)	McCullough	London
Iowa	Hayes	Castro	Vanderveldt	Rader	Darby	Wunsch	Nyquist	Bevell	Martin	Stecker	London
Illinois	Simmons	Castro	Vanderveldt	Rader	Darby	Wunsch	Nyquist	Bevell	Martin	McCullough	Sondrup (TE)

Defense	DE	DT	DT	DE	OLB	LB	LB	CB	FS	SS	CB
Colorado	Jurewicz	Spiller	Maniecki	Saleh	Diatelevi	Unverzagt	Monty	Campbell	Huntley	Taylor	Suttle
@Stanford	Jurewicz	Spiller	Maniecki	Saleh	Diatelevi	Unverzagt	Monty	Campbell	Huntley	Taylor	Suttle
SMU	Jurewicz	Spiller	Maniecki	Saleh	Carter	Unverzagt	Monty	Weems	Huntley	Adamov	Suttle
@Penn State	Jurewicz	Spiller	Maniecki	Saleh	Carter	Unverzagt	Monty	Weems	Huntley	Adamov	Suttle
Ohio State	Jurewicz	Spiller	Maniecki	Saleh	Carter	Unverzagt	Monty	Weems	Huntley	Taylor	Suttle
@N'western	Yocum	Jurewicz	Maniecki	Saleh	Carter	Unverzagt	Monty	Weems	Huntley	Taylor	Suttle
Mich. State	Yocum	Jurewicz	Maniecki	Saleh	Carter	Unverzagt	Monty	Weems	Huntley	Taylor	Suttle
@Purdue	Yocum	Jurewicz	Maniecki	Saleh	Carter	Unverzagt	Monty	Weems	Huntley	Taylor	Suttle
@Minnesota	Yocum	Jurewicz	Maniecki	Saleh	Carter	Unverzagt	Monty	Weems	Huntley	Taylor	Suttle
Iowa	Yocum	Jurewicz	Maniecki	Saleh	Carter	Unverzagt	Monty	Weems	Huntley	Taylor	Suttle
Illinois	Yocum	Jurewicz	Maniecki	Saleh	Carter	Unverzagt	Monty	Weems	Huntley	Diatelevi (LB)	Suttle

Wisconsin Players of the Week

Game	Offense	Defense	Special Teams	Scout Offense	Scout Defense
Colorado	Carl McCullough	Tarek Saleh	none	Joe Steffen	Joe Innis
@Stanford	Carl McCullough	Tarek Saleh	Brian Alexander	Eric Grams	Rob Roell
SMU	Darrell Bevell	Jason Maniecki	Daryl Carter	Robert Nelson	Delta Triplett
@Penn State	Michael London	Daryl Carter	Leonard Taylor	Chris Downs	Brandon Williams
Ohio State	Cecil Martin	Bryan Jurewicz	Brian Alexander	Demetrius Brown	Trey Miller
@Northwestern	none	Eric Unverzagt	none	Tony Williams	Marcus Carpenter
Mich. State	Matt Nyquist	Tarek Saleh	Bryn Boggs	Jason Eck	Jamie Spielman
@Purdue	Mike Samuel	none	Tom Burke	Ben McCormick	Mark Davis
@Minnesota	Aaron Stecker	Jason Maniecki	John Hall	Jean Jourdain	Scott Wagner
Iowa	Matt Nyquist	Pete Monty	Jason Suttle	Eric Grams	Tim Rosga
Illinois	Donald Hayes	Kevin Huntley	Pete Diatelevi	Chris Downs	Rob Roell

'95 Offense

Rushing (Attempts-Yards-TDs)

Player	Colo	Stan	SMU	PSU	OSU	NW	MSU	Pur	Minn	Iowa	Ill
Bevell	6-(-37)-1	1-2-0	3-2-0	3-7-0	4-(-22)-0	2-(-19)-0	2-(-8)-0		1-(-6)-0	5-(-21)-0	1-(-9)-0
London									1-(-1)-0	1-(-4)-0	
McCullough	28-151-0	34-204-1	26-130-1	27-98-0	23-102-1	23-74-0	19-91-0	10-26-0	11-30-0		35-132-0
Martin	3-8-0	1-18-0	2-8-0		2-28-0	5-9-0	7-29-2	1-(-3)-0			
Nelson			3-12-0								
Roberson	4-0-0	11-12-0	1-5-0			6-29-0	3-2-0				
Samuel						2-8-0	1-(-2)-0				4-(-24)-0
Stecker			14-112-2	9-27-0	3-5-0	1-(-2)-0	13-26-0	6-27-0	27-114-2	13-25-1	
Torian		1-8-0				1-2-0					
Waerig			3-15-0				6-33-1				
Team									1-(-17)-0	1-(-18)-0	

Receiving (Receptions-Yards-TDs)

Player	Colo	Stan	SMU	PSU	OSU	NW	MSU	Pur	Minn	Iowa	Ill
Cantrell		1-4-0									
Hayes							3-61-0	1-54-1	2-52-0	5-60-0	6-101-0
London	4-63-0	4-34-0	4-69-1	6-94-0	3-62-0	4-49-0	1-34-0	2-20-0	5-67-0	6-87-1	2-8-0
McCullough	1-9-0	2-5-0	3-20-0	4-24-0	4-22-0	3-27-0	1-40-0	3-12-0			4-11-0
Martin	1-7-0	3-21-1		1-7-0	2-18-1	3-24-0		1-3-0		4-9-0	1-9-0
Nyquist	2-13-0	4-47-1	2-20-0	4-40-1			4-39-2	1-13-0	4-21-0	13-140-1	3-21-0
Roberson		2-17-0									1-1-0
Simmons	3-32-0	1-10-0	4-53-2	1-21-1	4-39-0	4-72-0	5-70-1	3-52-1	3-140-2	1-15-0	
Sondrup		1-8-0		1-10-0		1-12-0		1-11-0	1-5-0	1-19-0	2-33-0
Stecker			2-22-0	1-(-4)-0	1-9-0		3-21-0	1-4-0	2-17-0	5-22-0	
Torian	3-51-0	2-26-0	4-54-0		1-8-0	3-36-0					
Waerig			1-12-0								

Passing (Completions-Attempts-Yards-Interceptions-TDs)

Player	Bevell	McCullough	Samuel
Colorado	14-24-175-1-0		0-2-0-1-0
@Stanford	20-32-172-1-2		
SMU	18-20-223-0-3	0-1-0-0-0	2-4-27-0-0
@PSU	18-22-192-0-2		
OSU	15-31-158-2-1		
@N'western	15-23-193-2-0		3-7-27-0-0
MSU	17-27-265-0-3		
@Purdue	7-12-57-0-0		6-15-112-0-2
@Minnesota	17-27-302-1-2		
Iowa	35-51-352-4-2		
Illinois	19-31-184-0-0		0-3-0-0-0

'95 Defense

Tackles (Solos-Assists-Total)

Player	Colo	Stan	SMU	PSU	OSU	NW	MSU	Pur	Minn	Iowa	Ill
Adamov	2-2-4		3-1-4		3-0-3		3-0-3	1-0-1	1-0-1	1-0-1	0-1-1
Alexander			0-1-1								
Anderson											0-1-1
Bernard					1-0-1			2-0-2	1-0-1		
Bevell					1-0-1						
Burke	1-0-1				1-1-2		3-0-3	1-1-2			0-1-1
Campbell	4-0-4	1-0-1						2-0-2	1-0-1		1-0-1
Carter	6-6-12	2-3-5	5-2-7	5-8-13	3-6-9	4-3-7	4-3-7	5-4-9	2-1-3	4-5-9	5-2-7
Commander	1-0-1										
Diatelevi	1-0-1	1-0-1		1-1-2	1-0-1		0-1-1	1-2-3	0-1-1	2-2-4	1-1-2
Eicher										0-1-1	
Flanigan	1-0-1	1-0-1	0-1-1	0-1-1	4-0-4	2-0-2	3-0-3				
Glenn								1-0-1			
Hall			0-1-1								
Huntley	2-4-6	10-3-13	4-4-8	6-3-9	8-5-13	7-3-10	1-1-2	9-2-11	5-1-6	7-7-14	2-2-4
Jurewicz	2-4-6	1-1-2	2-4-6	1-3-4	7-2-9	4-1-5	3-1-4	3-2-5	1-2-3	1-2-3	1-4-5
Lysek	0-1-1	1-1-2		3-3-6	3-0-3	3-0-3	1-1-2	1-0-1			1-0-1
McCullough						1-0-1					
Maniecki	2-1-3	3-2-5	4-5-9	6-3-9	3-5-8	4-3-7	3-3-6	8-3-11	7-2-9	7-1-8	4-2-6
Miklusak			0-1-1	0-2-2			0-1-1				
Monty	11-2-13	10-2-12	7-0-7	3-6-9	3-8-11	4-9-13	10-3-13	11-4-15	8-4-12	15-5-20	10-2-12
Saleh	7-2-9	6-1-7	3-1-4	8-3-11	6-2-8	4-1-5	5-3-8	4-1-5	3-3-6	7-3-10	2-2-4
Schneck				0-1-1	1-0-1						
H. Simmons	1-0-1			1-0-1	0-1-1	1-1-2		0-1-1		0-1-1	
Spiller	2-0-2	2-1-3	3-1-4	1-3-4	2-1-3	2-2-4	1-1-2	1-1-2	1-0-1		
Suttle	4-2-6	5-1-6	4-2-6	6-2-8	5-2-7	6-0-6	4-1-5	4-2-6	4-1-5	7-1-8	5-1-6
Taylor	1-1-2	7-2-9	2-1-3	4-1-5	3-2-5	5-0-5	2-2-4	6-2-8	6-2-8	8-1-9	4-1-5
Torian	0-1-1										
Unverzagt	5-4-9	3-1-4	7-2-9	9-0-9	2-5-7	3-4-7	3-3-6	15-4-19	7-1-8	10-7-17	7-1-8
Weems	0-1-1	2-0-2	5-2-7	12-3-15	7-3-10	5-2-7	1-2-3	4-3-7	6-1-7	2-1-3	1-0-1
Yocum	2-1-3			3-1-4	1-1-2	3-5-8	5-3-8	3-2-5	1-2-3	1-5-6	1-4-5
Young		1-0-1	0-1-1		3-0-3			1-0-1	3-0-3	1-1-2	1-0-1

Kicking & Punting

John Hall (placements)

Year	PAT	Pct.	FG	Pct.	Pts.	Lg	0-19	20-29	30-39	40-49	50-59	60+
1995	27-29	.931	7-14	.500	48	60	0-0	4-5	0-3	2-5	0-0	1-1

John Hall (kickoffs)

Year	No.	OSY	ASY	Ret.	%Ret.	Yds.	Avg.	TB	OB
1995	48	1,201	25.0	27	56.3	673	24.9	19	2

TB—touchbacks; OSY—opp. starting yard lines; ASY—opp. average starting yard line; OB—out-of-bounds

Brian Alexander (punting)

Year	No.	Yards	Avg.	Lg	Ret.	Yards	Net	In 20	In 10
1995	50	1,816	36.3	47	26	231	31.7	7	5

'95 Statistical Items

IN THE 1995 POLLS

Date	USA		
	AP	Today	UPI
Preseason	21	22	19
Sept. 3	RV	RV	RV
Sept. 10	RV	—	—
Sept. 17	—	—	—
Sept. 24	—	RV	—
Oct. 1	22	RV	23
Oct. 8	21	25	23
Oct. 15	24	RV	RV
Oct. 22	—	—	—
Oct. 29	RV	—	—
Nov. 5	—	—	—
Nov. 12	—	—	—
Nov. 19	—	—	—
Nov. 26	—	—	—
Final	—	—	—

RV — received votes

Wisconsin's Record ...

Situation	1995	Since 1993	Alvarez' career
at home:	2-3-1	10-4-3	20-14-3
on the road:	2-2-1	9-5-1	10-17-1
at neutral site:	0-0	3-0	3-0
on artificial turf:	3-4-1	17-7-3	28-25-3
on grass fields:	1-1-1	5-2-1	5-6-1
in day games:	3-4-2	20-6-4	30-28-4
in night games:	1-1	2-3	3-3
in televised games	3-5-2	14-7-3	15-10-3
UW has more rushing:	3-0-2	19-3-4	27-7-4
the opponent has more rushing:	1-5	3-6	6-24
UW has more passing:	2-2	8-4-1	13-15-1
the opponent has more passing:	2-3-2	14-5-3	19-16-3
UW has more total offense:	2-1-1	16-3-2	24-8-2
the opponent has more total offense:	2-4-1	6-6-2	9-23-2
UW forces more turnovers:	2-2-1	14-2-1	20-12-1
the opponent forces more turnovers:	0-3	3-6-1	6-13-1
teams force same number of turnovers:	2-0-1	5-1-2	7-6-2
UW scores first:	4-1-2	20-1-2	26-8-2
the opponent scores first:	0-4	2-8-2	7-23-2
games decided by 3 points or less:	0-0-2	1-1-4	5-4-4

Third-down Efficiency

3rd and:	UW	Opp.
1 yard	15-21	10-15
2 yards	11-17	14-21
3 yards	9-19	10-16
4 yards	7-15	10-14
5 yards	7-17	6-12
6 yards	6-12	4-10
7 yards	5-9	6-14
8 yards	2-8	3-9
9 yards	2-9	2-10
10 yards	0-7	1-13
11+ yards	6-26	0-23

"Red Zone" Success (inside the 20)

Game	WISCONSIN			OPPONENT		
	Opp.	TD	FG	Opp.	TD	FG
Colorado	1-1	1	0	6-7	3	3
@Stanford	4-5	3	1	4-4	3	1
SMU	3-3	3	0	0-2	0	0
@Penn State	1-1	0	1	2-2	1	1
Ohio State	2-2	2	0	2-3	2	0
@Northwestern	0-3	0	0	4-5	2	2
Michigan State	5-7	5	0	0-0	0	0
@Purdue	1-1	1	0	3-4	2	1
@Minnesota	2-3	1	1	2-4	0	2
Iowa	2-2	2	0	4-5	4	0
Illinois	1-2	0	1	0-0	0	0
Totals	22-30	18	4	27-36	17	10

'95 Honors

GTE/CoSIDA Academic all-Dist.

Bryan Jurewicz, DT
Jason Maniecki, DT

Academic all-Big Ten

Bryan Jurewicz, DT
Jason Maniecki, DT
Matt Nyquist, TE
Mike Rader, OL
Ryan Sondrup, TE

All-Big Ten (Media)

Tarek Saleh, DE (1st team)
Darrell Bevell, QB (2nd team)
Pete Monty, LB (2nd team)
Jason Maniecki, DL (hon. mention)
Matt Nyquist, TE (hon. mention)
Eric Unverzagt, LB (hon. mention)
Jamie Vanderveldt, OL (hon. mention)
Jerry Wunsch, OL (hon. mention)

All-Big Ten (Coaches)

Tarek Saleh, DE (1st team)
Jason Maniecki, DL (2nd team)
Pete Monty, LB (hon. mention)
Eric Unverzagt, LB (hon. mention)
Jerry Wunsch, OL (hon. mention)

Blue-Gray Game

Barry Alvarez, co-Coach
Kevin Cosgrove, Asst. Coach
Jason Maniecki, DT
Matt Nyquist, TE

East-West Shrine Game

Eric Unverzagt, LB

Senior Bowl

Jason Maniecki, DT

Football News all-American

Tarek Saleh, DE (2nd team)

Football News all-Big Ten

Tarek Saleh, DE

Big Ten Offensive P.O.W.

Darrell Bevell vs. Penn State

Big Ten Defensive P.O.W.

Daryl Carter vs. Penn State

Big Ten Special Teams P.O.W.

John Hall vs. Minnesota

NFL Draft Report Def. P.O.W.

Eric Unverzagt vs. Purdue

Athlon's Def. Player of the Week

Daryl Carter vs. Penn State

AT&T Long-Distance Awards

John Hall FG (60) at Minnesota
Aaron Stecker KOR (100) at Minnesota

ABC-TV Player of the Game

Carl McCullough vs. Colorado
Bryan Jurewicz vs. Ohio State

TEAM AWARDS

Jimmy Demetral MVP Award

Darrell Bevell, QB
Eric Unverzagt, LB

Wayne Souza Award

Michael London, WR

Jay Seiler Award

Tarek Saleh, DE

Williamson Scholastic Award

Matt Nyquist, TE

Scout Team Offensive MVP

Eric Grams, TE


Scout Team Defensive MVP

Rob Roell, DE

Special Teams MVP

Tom Burke, DE

Photo by David Shtuka



Tarek Saleh led the Big Ten in tackles for loss as a junior and earned second-team all-America honors from *Football News*.

'95 Big Ten Statistics

Rushing

Player	Att	Net	Avg	TD	Yds/G
Autry, NU	387	1,785	4.6	17	148.8
George, OSU	328	1,927	5.9	24	148.2
Biakabutuka, MICH	303	1,818	6.0	12	139.9
Alstott, PUR	243	1,436	5.9	11	130.6
Shaw, IA	316	1,477	4.7	15	124.9
McCullough, UW	236	1,038	4.4	3	103.8
Renaud, MSU	216	1,057	4.9	3	96.1
Holcombe, ILL	264	1,051	4.0	5	95.6
Enis, PSU	125	707	5.7	5	58.9
Pitts, PSU	83	588	7.1	1	58.8

Scoring

Player	TD	PAT	FG	Pts	Pts/G
George, OSU	25	1	0	152	11.7
Greene, MSU	18	2	0	112	10.2
Autry, NU	18	0	0	108	9.0
Glenn, OSU	17	1	0	104	8.7
Conway, PSU	0	41	19	98	8.2
Shaw, IA	15	1	0	92	7.7
Engram, PSU	14	0	0	84	7.0
Hamilton, MICH	0	34	19	91	7.0
Jackson, OSU	0	58	10	88	6.8
Alstott, PUR	11	1	0	68	6.2

Passing

Player	Pct	Yards	TD	Int	Pts
Hoying, OSU	.619	3,269	29	12	164.4
Bevell, UW	.650	2,273	15	11	137.8
Sherman, IA	.576	2,546	14	15	135.6
Sauter, MINN	.604	2,600	18	13	134.9
Richardson, PSU	.574	2,415	22	7	130.2
Banks, MSU	.605	2,089	9	15	128.4
Trefzger, PUR	.591	1,521	6	8	122.4
Schnur, NU	.549	1,792	9	6	120.3
Griese, MICH	.534	1,577	13	10	118.6
Dittoe, IND	.520	1,214	3	6	103.0

Tackles

Player	Solo	Asst	Tot	TFL	PBU
Monty, UW	92	45	137	8/18	4
Diacio, IA	62	72	134	9/16	4
Fitzgerald, NU	99	31	130	9/34	1
Stallings, ILL	90	40	130	13/27	0
Irons, MICH	81	41	122	11/37	8
Filardi, PSU	56	57	113	3/7	3
Garnett, MSU	79	32	111	7/30	2
Hardy, ILL	74	31	105	15/115	3
Unverzagt, UW	71	32	103	12/29	4
Okeafor, PUR	76	27	103	10/32	8

Receiving

Player	Rec	Yards	Avg	TD	Yds/G
Glenn, OSU	64	1,411	22.1	17	117.6
Engram, PSU	67	1,197	17.9	13	99.8
Bates, NU	49	889	18.1	5	74.1
Muhammad, MSU	50	867	17.3	3	72.3
Hayes, MICH	48	923	19.2	4	71.0
Thelwell, MINN	58	775	13.4	6	70.5
Dwight, IA	46	816	17.7	9	68.0
Atwell, MINN	41	735	17.9	5	66.8
Mason, MSU	53	787	14.9	4	65.6
Alford, PUR	34	686	20.2	8	62.4

Defense

Tackles for Loss		Interceptions	
Vrabel, OSU	26/133	Atkins, IA	6/97
Saleh, UW	23/118	Herring, PSU	6/41
Rice, ILL	23/127	Martin, NU	5/111
Carr, MICH	21/78	Heath, MINN	5/41
Davis, IND	20/87	Robinson, IA	5/60
DeVries, IA	19/104	Springs, OSU	5/60
Finkes, OSU	19/67	Miller, PSU	5/28
Horn, MICH	18/122	Knight, IA	4/102
Ennis-Inge, IA	17/116	Coleman, PUR	4/75
Killens, PSU	15/117	Eloms, IND	4/30

'95 Big Ten Statistics

Total Offense

Player	Play	Yards	Avg	TD	Yds/G
Hoying, OSU	400	3,290	8.2	31	253.1
Sauter, MINN	392	2,492	6.4	20	226.6
Banks, MSU	310	2,005	6.5	10	222.8
Sherman, IA	352	2,393	6.8	15	199.4
Bevell, UW	328	2,162	6.6	16	196.6
Richardson, PSU	399	2,294	5.8	22	191.2
Schnur, NU	306	1,818	5.9	12	151.5
Trefzger, PUR	248	1,489	6.0	7	148.9
Autry, NU	387	1,785	4.6	17	148.8
George, OSU	328	1,927	5.9	24	148.2

Punt Returns


Player	No	Yards	TD	Avg
Musso, NU	28	393	1	14.0
Mason, MSU	24	260	1	10.8
Heath, MINN	16	173	0	10.8
Engram, PSU	19	187	0	9.8
Toomer, MICH	21	177	1	8.4
Stanley, OSU	33	264	0	8.0
Dwight, IA	16	118	0	7.4
Allen, PUR	14	72	0	5.1
Stoner, IND	26	112	0	4.3

Kick Scoring

Player	XP-AT	FG-AT	Pts	Pts/G
Conway, PSU	41-41	19-28	98	8.2
Hamilton, MICH	34-35	19-26	91	7.0
Jackson, OSU	58-61	10-14	88	6.8
Chalberg, MINN	32-32	11-14	65	5.9
Bobich, PUR	31-31	10-13	61	5.6
Bromert, IA	35-36	7-8	56	5.6
Gardner, MSU	25-28	12-16	61	5.1
Scheuplein, ILL	19-21	10-17	49	4.5
Hall, UW	27-29	7-14	48	4.4

Kickoff Returns

Player	No	Yards	TD	Avg
Mason, MSU	35	947	2	27.1
Stecker, UW	17	412	1	24.2
Pitts, PSU	18	401	0	22.3
Johnson, PUR	27	581	1	21.5
Cooper, MINN	25	537	0	21.5
McDonald, ILL	16	331	0	20.7
Eloms, IND	17	340	0	20.0
Dwight, IA	22	417	0	19.0
Early, MINN	12	208	0	17.3
Hayes, MICH	18	304	0	16.9



Aaron Stecker was second in the Big Ten in kickoff returns as a freshman, including a 100 yarder at Minnesota.

Punting

Player	G	No	Yards	Avg
Gallery, IA	12	40	1,813	45.3
Sutkowski, IND	11	67	2,819	42.1
Larsen, ILL	11	81	3,306	40.8
Burton, NU	12	63	2,498	39.7
DeLong, MICH	10	45	1,770	39.3
Deignan, PUR	11	49	1,925	39.3
Bartholomew, OSU	12	49	1,885	38.5
Kanis, PSU	12	49	1,825	37.2
Salani, MSU	12	57	2,109	37.0
Alexander, UW	10	47	1,700	36.2

'95 Big Ten Statistics

Total Offense

Teams	Plays	Yards	Avg	TD	/Game
Ohio State	939	6,222	6.6	64	478.6
Penn State	905	5,110	5.7	49	425.8
Iowa	868	5,011	5.8	47	417.6
Purdue	789	4,442	5.6	36	403.8
Minnesota	784	4,368	5.6	34	397.1
Michigan	961	5,140	5.4	40	395.4
Michigan State	819	4,511	5.5	36	375.9
Wisconsin	753	3,857	5.1	31	350.6
Northwestern	771	3,940	5.1	36	328.3
Indiana	837	3,323	4.0	19	302.1
Illinois	759	3,046	4.0	24	276.9

Total Defense

Teams	Play	Yards	Avg	TD	/Game
Michigan	880	3,702	4.2	24	284.8
Illinois	778	3,476	4.5	26	316.0
Ohio State	856	4,276	5.0	27	328.9
Northwestern	887	3,961	4.5	22	330.1
Iowa	809	3,996	4.9	33	333.0
Indiana	702	3,705	5.3	41	336.8
Penn State	838	4,238	5.1	32	353.2
Wisconsin	795	4,342	5.5	30	394.7
Purdue	753	4,367	5.8	34	397.0
Michigan State	904	4,910	5.4	43	409.2
Minnesota	743	4,873	6.6	47	443.0

Rushing Offense

Teams	Att	Yards	Avg	TD	/Game
Purdue	522	2,567	4.9	25	233.4
Penn State	516	2,560	5.0	22	213.3
Ohio State	566	2,732	4.8	29	210.2
Michigan	600	2,621	4.4	21	201.6
Iowa	559	2,398	4.3	28	199.8
Northwestern	504	2,045	4.1	22	170.4
Michigan State	475	1,825	3.8	21	152.1
Minnesota	400	1,505	3.8	13	136.8
Indiana	487	1,440	3.0	13	130.9
Wisconsin	421	1,418	3.4	12	128.9
Illinois	456	1,307	2.9	14	118.8

Rushing Defense

Teams	Att	Yards	Avg	TD	/Game
Michigan	464	1,211	2.6	13	93.2
Iowa	455	1,503	3.3	15	125.2
Northwestern	478	1,536	3.2	12	128.0
Penn State	458	1,538	3.4	14	128.2
Illinois	453	1,500	3.3	15	136.4
Ohio State	494	1,891	3.8	17	145.5
Wisconsin	451	1,845	4.1	15	167.7
Purdue	422	1,895	4.5	17	172.3
Indiana	477	2,168	4.6	21	197.1
Minnesota	454	2,298	5.1	25	208.9
Michigan State	553	2,549	4.6	23	212.4

Passing Offense

Teams	Att	Cmp	Pct	Yards	/Game
Ohio State	373	229	.614	3,490	268.5
Minnesota	384	222	.578	2,863	260.3
Michigan State	344	210	.610	2,686	223.8
Wisconsin	332	206	.620	2,439	221.7
Iowa	309	176	.570	2,613	217.8
Penn State	372	211	.567	2,550	212.5
Michigan	361	190	.526	2,519	193.8
Indiana	350	178	.509	1,883	171.2
Purdue	267	150	.562	1,875	170.5
Illinois	303	154	.508	1,739	158.1
Northwestern	267	147	.551	1,895	157.9

Passing Defense

Teams	Att	Cmp	Pct	Yards	Effic
Illinois	325	171	.526	1,976	101.7
Ohio State	362	189	.522	2,385	103.4
Northwestern	409	233	.570	2,425	104.6
Michigan	416	234	.563	2,491	106.5
Iowa	354	186	.525	2,493	114.9
Michigan State	351	184	.524	2,361	117.9
Penn State	380	216	.568	2,700	121.3
Indiana	225	129	.573	1,537	127.2
Wisconsin	344	208	.605	2,497	128.3
Purdue	331	197	.595	2,472	130.6
Minnesota	289	171	.592	2,575	148.8

'95 Big Ten Statistics

Scoring Offense

Teams	TD	PAT	FG	Pts /Game
Ohio State	64	58	10	476 36.6
Penn State	49	46	19	399 33.3
Iowa	47	39	13	368 30.7
Michigan	40	35	13	368 26.0
Northwestern	36	29	20	311 25.9
Purdue	36	30	10	282 25.6
Minnesota	34	33	11	272 24.7
Michigan State	36	25	12	287 23.9
Wisconsin	31	28	7	235 21.4
Illinois	24	19	10	193 17.6
Indiana	19	18	9	159 14.5

Scoring Defense

Teams	TD	PAT	FG	Pts /Game
Northwestern	22	17	10	181 15.1
Ohio State	27	23	11	220 16.9
Michigan	24	20	19	223 17.2
Illinois	26	20	6	198 18.0
Iowa	33	28	11	259 21.6
Penn State	32	31	12	259 21.6
Wisconsin	30	24	13	247 22.5
Purdue	34	30	9	269 24.5
Michigan State	43	38	10	332 27.7
Indiana	41	37	11	320 29.1
Minnesota	47	45	13	368 33.5

Turnover Margin

Teams	G	Fum	Int	Tot	Fum	Int	Tot	Margin	/Game
Northwestern	12	17	16	33	7	7	14	+19	+1.58
Penn State	12	8	19	27	10	8	18	+9	+0.75
Ohio State	13	8	24	32	11	13	24	+8	+0.62
Illinois	11	14	18	32	11	17	28	+4	+0.36
Michigan	13	15	15	30	11	15	26	+4	+0.31
Wisconsin	11	10	13	23	8	12	20	+3	+0.27
Iowa	12	9	18	27	8	16	24	+3	+0.25
Purdue	11	10	11	21	10	14	24	-3	-0.27
Michigan State	12	13	14	27	11	21	32	-5	-0.42
Minnesota	11	9	10	19	8	16	24	-5	-0.45
Indiana	11	4	9	13	18	14	32	-19	-1.73



'95 Big Ten Review

Final Standings

Team	Overall				Big Ten				Bowl Game
	W	L	T	Pct.	W	L	T	Pct.	
Northwestern	10	2	0	.833	8	0	0	1.000	Rose (lost)
Ohio State	11	2	0	.846	7	1	0	.875	Florida Citrus (lost)
Penn State	9	3	0	.750	5	3	0	.625	Outback (won)
Michigan	9	4	0	.692	5	3	0	.625	Alamo (lost)
Iowa	8	4	0	.667	4	4	0	.500	Sun (won)
Michigan State	6	5	1	.542	4	3	1	.563	Independence (lost)
Wisconsin	4	5	2	.455	3	4	1	.438	—
Illinois	5	5	1	.500	3	4	1	.438	—
Purdue	4	6	1	.409	2	5	1	.313	—
Minnesota	3	8	0	.273	1	7	0	.142	—
Indiana	2	9	0	.182	0	8	0	.000	—

Media's All-Big Ten Team

Offense

Pos.	First team	Second team
QB	Bobby Hoying, OSU	Darrell Bevell, UW
RB	Eddie George, OSU	Mike Alstott, PUR
RB	Darnell Autry, NU	Tim Biakabutuka, MICH
C	Rob Johnson, NU	Todd Jesewitz, MINN
G	Jeff Hartings, PSU	Matt Purdy, IA
G	Ryan Padgett, NU	Joe Marinaro, MICH
T	Orlando Pace, OSU	Brian Kardos, NU
T	Jon Runyan, MICH	Bob Denton, MSU
TE	Rickey Dudley, OSU	Scott Slutzker, IA
WR	Bobby Engram, PSU	Mercury Hayes, MICH
WR	Terry Glenn, OSU	D'Wayne Bates, NU
K	Sam Valenzisi, NU	Brett Conway, PSU

Defense

DL	Simeon Rice, ILL	Matt Finkes, OSU
DL	Mike Vrabel, OSU	William Carr, MICH
DL	Jason Horn, MICH	Matt Rice, NU
DL	Tarek Saleh, UW	Nate Davis, IND
LB	Pat Fitzgerald, NU	Terry Killens, PSU
LB	Kevin Hardy, ILL	Pete Monty, UW
LB	Jarrett Irons, MICH	Bobby Diaco, IA
DB	Shawn Springs, OSU	Antwoine Patton, ILL
DB	Chris Martin, NU	Hudhaifa Ismaeli, NU
DB	Clarence Thompson, MICH	Charles Woodson, MICH
DB	Brian Miller, PSU	Rodney Heath, MINN
P	Nick Gallery, IA	Brett Larsen, ILL

Coaches' All-Big Ten Team

Offense

Pos.	First team	Second team
QB	Bobby Hoying, OSU	Tony Banks, MSU
RB	Eddie George, OSU	Mike Alstott, PUR
RB	Darnell Autry, NU	Tim Biakabutuka, MICH
C	Rod Payne, MICH	Rob Johnson, NU
G	Jeff Hartings, PSU	Joe Marinaro, MICH
G	Ryan Padgett, NU	LeShun Daniels, OSU
T	Orlando Pace, OSU	Andre Johnson, PSU
T	Jon Runyan, MICH	Keith Conlin, PSU
TE	Rickey Dudley, OSU	Scott Slutzker, IA
WR	Bobby Engram, PSU	Amani Toomer, MICH
WR	Terry Glenn, OSU	Mercury Hayes, MICH
K	Sam Valenzisi, NU	Brett Conway, PSU

Defense

DL	Simeon Rice, ILL	William Carr, MICH
DL	Jason Horn, MICH	Trent Zenkewicz, MICH
DL	Tarek Saleh, UW	Luke Fickell, OSU
DL	Mike Vrabel, OSU	Jason Maniecki, UW
LB	Pat Fitzgerald, NU	Greg Bellesari, OSU
LB	Kevin Hardy, ILL	Terry Killens, PSU
LB	Jarrett Irons, MICH	Bobby Diaco, IA
DB	Shawn Springs, OSU	Hudhaifa Ismaeli, NU
DB	Chris Martin, NU	Rodney Ray, NU
DB	Charles Woodson, MICH	Brian Miller, PSU
DB	Clarence Thompson, MICH	Eric Collier, NU (tie)
P	Nick Gallery, IA	Antwoine Patton, ILL (tie)
		Brett Larsen, ILL

'95 Game Reviews

Colorado 43, UW 7

Buffaloes	3	23	10	7	—	43
Badgers	0	7	0	0	—	7

MADISON — Thirteenth-ranked Colorado scored on seven consecutive possessions in beating the Badgers 43-7. Wisconsin was outgained by more than 200 yards of total offense, despite a stellar performance by Carl McCullough (151 yards) in his first college start. The Badgers surrendered 10 points off of turnovers, including a 75-yard fumble return for a TD by Colorado.

- C — Voskeritchian 27 FG, 5:24
- C — Carruth 17 pass from Detmer (Voskeritchian kick), 13:26
- W — Bevell 5 run (Hall kick), 8:31
- C — Barnes 6 run (Voskeritchian kick), 6:46
- C — Voskeritchian 28 FG, 4:16
- C — Carruth 21 pass from Detmer (run failed), 0:16
- C — Kidd 6 pass from Detmer (Voskeritchian kick), 8:56
- C — Voskeritchian 21 FG, 1:41
- C — Rosga 75 fumble return (Voskeritchian kick), 9:32

Team stats	CU	UW
First downs	21	18
Rushing yards	43-229	41-122
Passes	18-25-0	14-26-2
Passing yards	278	175
Total offense	68-507	67-298
Punts-avg	2-44.5	6-31.5
Fumbles-lost	3-1	3-1
Penalties-yards	8-61	1-5
Possession time	29:32	30:28

Individual leaders

Rushing — C: Troutman 15-76; W: McCullough 28-151. Passing — C: Detmer 17-24-0-267; W: Bevell 14-24-1-175. Receiving — C: Savoy 8-107, Carruth 4-100; W: London 4-63, Torian 3-51

UW 24, Stanford 24

Badgers	3	7	14	0	—	24
Cardinal	0	10	7	7	—	24

PALO ALTO — Wisconsin and Stanford alternated scores the entire game and ended in a 24-24 tie. The clubs were nearly even in first downs (UW had 23, Stanford 25), total yards (416-429) and turnovers (1-1). Wisconsin had a huge advantage in the rushing game (244-94) but surrendered 335 yards passing. Carl McCullough rushed for a career-best 204 yards to lead the UW attack.

- W — Hall 23 FG, 5:12
- S — Abrams 23 FG, 7:20
- W — Martin 12 pass from Bevell (Hall kick), 2:49
- S — Bookman 13 pass from Butterfield (Abrams kick), 1:19
- W — McCullough 3 run (Hall kick), 11:35
- S — Comella 1 pass from Butterfield (Abrams kick), 5:20
- W — Nyquist 9 pass from Bevell (Hall kick), 2:11
- S — Comella 8 pass from Butterfield (Abrams kick), 5:21


Team stats	UW	Stan.
First downs	23	25
Rushing yards	48-244	31-94
Passes	20-32-1	30-42-0
Passing yards	172	335
Total offense	80-416	73-429
Punts-avg	4-39.8	5-37.2
Fumbles-lost	2-0	1-1
Penalties-yards	3-15	5-59
Possession time	32:11	27:49

Individual leaders

Rushing — W: McCullough 34-204; S: Bookman 17-63. Passing — W: Bevell 20-32-1-172; S: Butterfield 30-42-0-335. Receiving — W: Nyquist 4-47, London 4-34; S: Harris 10-142, Comella 6-43




Carl McCullough



'95 Game Reviews



Daryl Carter



UW 42, SMU 0

Mustangs	0	0	0	0	—	0
Badgers	14	14	0	14	—	42

MADISON — Wisconsin scored a pair of touchdowns in three different quarters, and the defense posted its first shutout in 15 outings as the Badgers defeated SMU 42-0. The margin of victory was the 10th-largest in the modern era of UW football (third-largest of the Alvarez era). Quarterback Darrell Bevell threw three touchdown passes and runners Carl McCullough and Aaron Stecker both rushed for more than 100 yards to pace the offense. The defense held SMU to 261 total yards and intercepted three passes.

- W — Stecker 1 run (Hall kick), 5:46
- W — McCullough 19 run (Hall kick), 1:02
- W — Simmons 28 pass from Bevell (Hall kick), 7:45
- W — London 30 pass from Bevell (Hall kick), 1:28
- W — Simmons 5 pass from Bevell (Nielsen kick), 11:37
- W — Stecker 23 run (Hall kick), 6:35

Team stats	SMU	UW
First downs	17	30
Rushing yards	30-82	52-284
Passes	19-39-3	20-25-0
Passing yards	179	250
Total offense	69-261	77-534
Punts-avg	2-41.5	3-23.7
Fumbles-lost	0-0	1-0
Penalties-yards	2-10	7-69
Possession time	26:00	34:00

Individual leaders

Rushing — SMU: Womack 14-54; W: McCullough 26-130, Stecker 14-112. Passing — SMU: Humble 12-25-1-127; W: Bevell 18-20-0-223. Receiving — SMU: Johnson 7-40, Thornal 3-58; W: London 4-69, Torian 4-54, Simmons 4-53

UW 17, Penn State 9

Badgers	10	0	0	7	—	17
Nittany Lions	0	0	3	6	—	9

UNIVERSITY PARK — Wisconsin received a stellar effort from its defense and played turnover-free ball on offense to win at Penn State 17-9. The victory over the sixth-ranked Nittany Lions was the second-highest rated foe that Wisconsin has defeated in the last decade (Ohio State was ranked third prior to the UW's 12-7 win in 1985). Wisconsin also broke the Nittany Lions' 20-game winning streak, the longest in Division I-A. Darrell Bevell was an efficient 18-22 passing, and Carl McCullough added 98 yards on the ground to key the UW offense.

- W — Hall 26 FG, 8:21
- W — Nyquist 21 pass from Bevell (Hall kick), 0:51
- PSU — Conway 32 FG, 9:52
- W — Simmons 21 pass from Bevell (Hall kick), 9:59
- PSU — Scott 5 pass from Richardson (pass failed), 4:10

Team stats	UW	PSU
First downs	16	23
Rushing yards	39-132	33-83
Passes	18-22-0	33-48-0
Passing yards	192	259
Total offense	61-324	81-342
Punts-avg	4-30.5	3-39.3
Fumbles-lost	0-0	1-0
Penalties-yards	2-10	3-15
Possession time	29:41	30:19

Individual leaders

Rushing — W: McCullough 27-98; PSU: Witman 6-42. Passing — W: Bevell 18-22-0-192; PSU: Richardson 33-48-0-259. Receiving — W: London 6-94; PSU: Scott 13-110

'95 Game Reviews

Ohio St. 27, UW 16

Buckeyes	0	7	6	14	—	27
Badgers	3	6	7	0	—	16

MADISON — Wisconsin led fourth-rated Ohio State entering the final quarter before falling 27-16 to the Buckeyes at Madison. The Badgers, who were outgained by 142 total yards, stayed close with the help of three Buckeye turnovers. Wisconsin's defense held Ohio State to 12 points below its season average, and the Badger offense got another 100-yard rushing performance by Carl McCullough.

- W — Hall 45 FG, 12:03
- OSU — George 1 run (Jackson kick), 8:54
- W — Martin 4 pass from Bevell (kick failed), 2:31
- OSU — Glenn 2 pass from Hoying (pass failed), 10:52
- W — McCullough 14 run (Hall kick), 9:27
- OSU — George 1 run (Jackson kick), 8:32
- OSU — George 51 run (Jackson kick), 6:33

Team stats	OSU	UW
First downs	17	14
Rushing yards	43-207	32-113
Passes	18-26-1	15-31-2
Passing yards	206	158
Total offense	69-413	63-271
Punts-avg	5-27.8	6-37.8
Fumbles-lost	2-2	1-0
Penalties-yards	6-60	4-46
Possession time	31:48	28:12

Individual leaders

Rushing — OSU: George 26-141; W: McCullough 23-102. Passing — OSU: Hoying 18-26-1-206; W: Bevell 15-31-2-158. Receiving — OSU: Tillman 6-91 Glenn 4-55; W: London 3-62, Simmons 4-39

N'western 35, UW 0

Badgers	0	0	0	0	—	0
Wildcats	10	3	6	16	—	35


EVANSTON — Wisconsin committed seven turnovers and never got untracked in dropping a 35-0 decision at No. 11 Northwestern. It was the Badgers' first shutout since 1989. Wisconsin won several of the statistical battles — first downs (20-12) and total yards (321-300) — but the turnovers hurt comeback opportunities. Wisconsin, which had not lost a fumble since the opener vs. Colorado, lost five fumbles at Northwestern.

- NU — Schnur 1 run (Valenzisi kick), 7:22
- NU — Valenzisi 32 FG, 2:39
- NU — Valenzisi 26 FG, 0:56
- NU — Autry 32 run (pass failed), 13:21
- NU — Autry 3 run (Valenzisi kick), 13:34
- NU — Gowins 40 FG, 11:03
- NU — Brown 38 run (kick failed), 7:29



Team stats	UW	NU
First downs	20	12
Rushing yards	40-101	45-221
Passes	18-30-2	8-16-1
Passing yards	220	79
Total offense	70-321	61-300
Punts-avg	5-37.0	5-45.2
Fumbles-lost	5-5	0-0
Penalties-yards	3-25	5-29
Possession time	29:12	30:48

Individual leaders


Rushing — W: McCullough 23-74; NU: Autry 27-113. Passing — W: Bevell 15-23-2-193; NU: Schnur 8-16-1-79. Receiving — W: Simmons 4-79, London 4-49; NU: Bates 3-32, Hartl 3-21





Kevin Huntley



'95 Game Reviews



Donald Hayes



UW 45, Mich. St. 14

Spartans	7	0	0	7	—	14
Badgers	7	17	14	7	—	45

MADISON — Wisconsin got a stingy performance from its defense and an efficient effort from its offense to defeat Michigan State 45-14. Wisconsin's defense forced a season-high five turnovers and limited the Spartans to just 256 total yards (only 49 yards rushing) and registered seven sacks. The Badgers' 436 yards of total offense were their second-best output of the season.

- W — Martin 5 run (Hall kick), 12:05
- M — Greene 2 run (Gardner kick), 4:00
- W — Hall 43 FG, 14:17
- W — Martin 5 run (Hall kick), 10:22
- W — Nyquist 7 pass from Bevell (Hall kick), 0:19
- W — Simmons 1 pass from Bevell (Hall kick), 12:27
- W — Nyquist 2 pass from Bevell (Hall kick), 7:31
- M — Mason 31 pass from Banks (Gardner kick), 10:48
- W — Waerig 12 run (Hall kick), 4:27

Team stats	MSU	UW
First downs	17	22
Rushing yards	34-49	51-171
Passes	17-30-3	17-27-0
Passing yards	207	265
Total offense	64-256	78-436
Punts-avg	4-37.3	3-22.0
Fumbles-lost	3-2	2-1
Penalties-yards	10-72	3-24
Possession time	26:18	33:42

Individual leaders

Rushing — MSU: Crenshaw 5-41; W: McCullough 19-91. Passing — MSU: Banks 17-30-3-207; W: Bevell 17-27-0-265. Receiving — MSU: Muhammad 6-83; W: Simmons 5-70, Nyquist 4-39, Hayes 3-61

Purdue 38, UW 27

Badgers	7	7	7	6	—	27
Boilermakers	14	6	8	10	—	38

WEST LAFAYETTE — Wisconsin surrendered 596 total yards, the most since Barry Alvarez became coach, in a 38-27 loss at Purdue. The Boilermakers ran twice as many (88 to 44) offensive plays and had a 24-minute advantage in time of possession. Neither starting quarterback Darrell Bevell nor tailback Carl McCullough played in the second half due to injuries.

- P — Alford 64 pass from Trefzger (Bobich kick), 10:59
- W — Weems 75 interception return (Hall kick), 4:19
- P — Watson 63 run (Bobich kick), 4:02
- P — Alstott 40 run (kick failed), 14:50
- W — Simmons 31 pass from Samuel (Hall kick), 7:51
- W — Stecker 7 run (Hall kick), 11:20
- P — Watson 2 run (Trefzger pass), 6:25
- P — Bobich 20 FG, 14:16
- W — Hayes 54 pass from Samuel (kick failed), 13:59
- P — Alstott 2 run (Bobich kick), 7:58

Team stats	UW	PU
First downs	9	30
Rushing yards	17-50	66-395
Passes	13-27-0	15-22-2
Passing yards	169	201
Total offense	44-219	88-596
Punts-avg	7-34.1	1-49.0
Fumbles-lost	0-0	3-2
Penalties-yards	0-0	4-35
Possession time	17:56	42:04

Individual leaders

Rushing — W: Stecker 6-27; P: Alstott 36-204, Watson 21-194. Passing — W: Samuel 6-15-0-112, Bevell 7-12-0-57; P: Trefzger 15-22-2-201. Receiving — W: Hayes 1-54, Simmons 3-52; P: Alford 4-87

'95 Game Reviews

UW 34, Minnesota 27

Badgers	7	6	21	0	—	34
Gophers	3	7	10	7	—	27

MINNEAPOLIS — Wisconsin got a pair of record breaking plays from its special teams and made a crucial defensive stand in the final minutes to defeat Minnesota 34-27. John Hall kicked a 60-yard FG to end the half and Aaron Stecker returned a kickoff 100 yards for a TD to spark the Badgers. Darrell Bevell threw for 302 yards, including two touchdowns to Tony Simmons.

- W — Simmons 62 pass from Bevell (Hall kick), 9:25
- M — Chalberg 30 FG, 2:20
- M — Atwell 51 pass from Sauter (Chalberg kick), 12:31
- W — Hall 28 FG, 5:16
- W — Hall 60 FG, 0:00
- M — Hubbard 63 pass from Sauter (Chalberg kick), 12:09
- W — Stecker 100 kick. ret. (Hall kick), 11:55
- W — Stecker 3 run (Hall kick), 5:27
- M — Chalberg 26 FG, (1:56)
- W — Simmons 70 pass from Bevell (Hall kick), 1:02
- M — Levine 39 pass from Sauter (Chalberg kick), 6:05

Team stats	UW	UM
First downs	20	26
Rushing yards	41-120	34-170
Passes	17-27-1	20-36-1
Passing yards	302	355
Total offense	68-422	70-525
Punts-avg	3-38.7	5-42.0
Fumbles-lost	1-0	0-0
Penalties-yards	1-5	7-62
Possession time	30:46	29:14

Individual leaders

Rushing — W: Stecker 27-114; M: Darkins 20-75. Passing — W: Bevell 17-27-1-302; M: Sauter 20-36-1-355. Receiving — W: Simmons 3-140; M: Atwell 8-148

Iowa 33, UW 20

Hawkeyes	7	17	0	9	—	33
Badgers	0	7	7	6	—	20


MADISON — Wisconsin erased a 17-point halftime deficit and closed to within four points (24-20) before losing to Iowa, 33-20. Darrell Bevell and Matt Nyquist each set school records, but the Badgers were outrushed by 312 yards and had a minus three turnover margin. Iowa's Sedrick Shaw rushed for 214 yards and three touchdowns.

- I — Burger 3 pass from Sherman (Bromert kick), 11:10
- I — Shaw 7 run (Bromert kick), 12:04
- I — Shaw 1 run (Bromert kick), 8:27
- W — London 45 pass from Bevell (Hall kick), 5:00
- I — Hurley 50 FG, 0:15
- W — Nyquist 1 pass from Bevell (Hall kick), 6:33
- W — Stecker 2 run (kick failed), 14:56
- I — Safety, holding in the end zone, 10:20
- I — Shaw 4 run (Bromert kick), 5:36


Team stats	UI	UW
First downs	28	22
Rushing yards	62-276	20-(18)
Passes	12-25-0	35-51-4
Passing yards	177	352
Total offense	87-453	71-334
Punts-avg	6-35.2	4-35.3
Fumbles-lost	2-1	0-0
Penalties-yards	8-81	7-60
Possession time	35:39	24:21

Individual leaders


Rushing — I: Shaw 41-214; W: Stecker 13-25. Passing — I: Sherman 12-25-0-177; W: Bevell 35-51-4-352. Receiving — I: Dwight 3-69; W: Nyquist 13-140, London 6-87




Aaron Stecker



'95 Game Reviews



Pete Monty



UW 3, Illinois 3

Fighting Illini	0	0	0	3	—	3
Badgers	0	0	3	0	—	3

MADISON — Bret Scheuplein's 54-yard field goal attempt with under a minute left was short as Wisconsin and Illinois battled to a 3-3 tie. The Badgers' John Hall booted a 29-yard field goal early in the third quarter, and it looked like the 3-0 margin would hold up. Illinois, however, got the equalizer from 51 yards out from Scheuplein with 8:13 left in the game. The Illini got a final chance with 58 seconds left when they started a drive on the Badgers' 39-yard line. After three plays netted just three yards, Scheuplein's final attempt was short. The defensive battle included 19 punts and just 543 yards of total offense. Tailback Carl McCullough rushed for 132 yards.

W — Hall 29 FG, 10:27
 I — Scheuplein 51 FG, 8:13


Team stats	UI	UW
First downs	12	13
Rushing yards	31-71	40-99
Passes	17-34-2	19-34-0
Passing yards	189	184
Total offense	65-260	74-283
Punts-avg	9-43.2	10-36.8
Fumbles-lost	1-1	3-1
Penalties-yards	5-49	1-16
Possession time	25:21	34:39

Individual leaders

Rushing — I: Holcombe 19-77; W: McCullough 35-132. Passing — I: Johnson 17-34-2-189; W: Bevell 19-31-0-184. Receiving — I: Fisher 4-53; W: Hayes 6-101

SEASON BESTS

- Rushing Attempts** — 35, Carl McCullough vs. Illinois
- Rushing Yards** — 204, Carl McCullough at Stanford
- Rushing TDs** — 2, three times
- Pass Attempts** — 51, Darrell Bevell vs. Iowa
- Pass Completions** — 35, Darrell Bevell vs. Iowa
- Passing Yards** — 352, Darrell Bevell vs. Iowa
- Passing TDs** — 3, Darrell Bevell vs. SMU and Michigan State
- Receptions** — 13, Matt Nyquist vs. Iowa
- Receiving Yards** — 140, Tony Simmons at Minnesota and Matt Nyquist vs. Iowa
- Receiving TDs** — 2, three times
- Punt Returns** — 5, Bryn Boggs vs. Illinois
- Punt Return Yards** — 30, Bryn Boggs vs. Michigan State
- Kickoff Returns** — 6, Aaron Stecker vs. Colorado
- Kickoff Return Yards** — 127, Aaron Stecker at Minnesota
- Punts** — 10, Brian Alexander vs. Illinois
- Yards Punting** — 368, Brian Alexander vs. Illinois
- Tackles** — 20, Pete Monty vs. Iowa
- Tackles for Loss** — 4, Tarek Saleh at Stanford and Pete Monty vs. Iowa
- QB Sacks** — 3, Tarek Saleh vs. Michigan State
- Interceptions** — 2, Kevin Huntley vs. Illinois
- Interception Yards** — 75, Cyrill Weems at Purdue




Pete Monty, a leading candidate for the Dick Butkus Award, is the top returning tackler in the Big Ten for the second year in a row.

Honors

.....

Big Ten Champions



1896 BIG TEN CHAMPS
Coach Phil King
(7-1-1)

After opening the season with seven victories, the Badgers tied Northwestern 6-6 and lost to the Carlisle Indians. Despite the late-season swoon, the Badgers claimed the inaugural Western Conference football championship. The Badgers' tough defense registered shutouts in six of its seven victories. The season-ending loss to the Carlisle Indians was the first night game in school history. It was contested indoors at the Chicago Coliseum.

1897 BIG TEN CHAMPS
Coach Phil King
(9-1)

Wisconsin won its second straight conference title and registered eight shutouts on the way to a 9-1 overall mark. The only loss was a 6-0 decision to the UW Alumni. Victories over Minnesota, Chicago and Northwestern propelled the Badgers to the Western Conference title. Australian kicker Pat O'Dea, the famed "Kangaroo Kicker," booted 14 field goals to lead the club. It was the second of three league titles for Coach Phil King, who posted a 65-11-1 career record at Wisconsin.





Big Ten Champions

1901 BIG TEN CHAMPS

Coach Phil King
(9-0)

Phil King's Badgers won nine straight games to become the first undefeated team in school history. Using a potent offense and stingy defense, Wisconsin defeated every opponent by at least three TDs and recorded eight shutouts to claim a share of the Big Ten title. The Badgers outscored the opposition 317-5, the largest differential in UW history. Wisconsin's slate included two wins over high school teams and just two conference wins (Minnesota and Chicago).



1906 BIG TEN CHAMPS

Coach Phil King
(5-0)



Although traditional league powers Minnesota, Michigan and Chicago were missing from the schedule due to a faculty reform movement that limited the number of games, Wisconsin claimed a share of the conference championship with the Gophers. Center Ewald Stiehm, Wisconsin's first all-league performer, helped the Badgers to a 5-0 slate. Coach C.P. Hutchins' team posted Western Conference wins over Iowa, Illinois and Purdue by a combined score of 63-15.

Big Ten Champions

1912 BIG TEN CHAMPS

Coach William Juneau
(7-0)

The Badgers ended their third undefeated (7-0) season with a 28-10 win at Iowa. Coach William Juneau's squad was the last Badger team to post a perfect record. Led by consensus all-America tackle Robert "Butts" Butler, the Badgers placed a school-record nine players on the all-Western Conference team. Wisconsin registered four shutouts and allowed only 29 points the entire season.




1952 BIG TEN CHAMPS

Coach Ivy Williamson
(6-3-1)

Following a 20-6 win over Illinois in the second game of the season, Wisconsin sat atop the polls as the nation's No. 1 team. It is the only time in school history that the Badgers were rated first. Wisconsin lost the following week, but went on to a 6-3-1 record and the school's first Rose Bowl appearance. After losing to USC 7-0 in Pasadena, the Badgers ended the season ranked 10th by UPI and 11th by AP. Led by all-Americans Don Voss and Dave Suminski, Wisconsin brought a share of the Big Ten title to Madison for the first time since 1912.

Big Ten Champions



1959 BIG TEN CHAMPS


Coach Milt Bruhn
(7-3)

Needing a victory in the regular-season finale to clinch a league title, Wisconsin recovered from an early deficit and beat Minnesota 11-7. It was the Badgers' first undisputed title since 1912. At the Rose Bowl, Washington scored 17 points in the first quarter on the way to a 44-8 win. All-Big Ten QB Dale Hackbart and all-Big Ten guard Jerry Stalcup were stars on a club that finished the season ranked sixth by AP and UPI.


1962 BIG TEN CHAMPS

Coach Milt Bruhn
(8-2)

Opening the season with a 69-13 rout of New Mexico State, the Badgers rolled to an 8-1 record and the Big Ten title. Although USC defeated Wisconsin 42-37 in perhaps the most exciting Rose Bowl ever, the Badgers finished the storybook campaign ranked second in both the AP and UPI polls. Ron Vander Kelen set a Rose Bowl record with 401 yards passing as the UW scored 23 straight points in a fourth quarter rally. Pat Richter was a consensus all-American after catching 49 passes.



Big Ten Champions



1993 BIG TEN CHAMPS

Coach Barry Alvarez

(10-1-1)

The 1993 Badgers established a new standard of excellence, shattering school records and earning numerous honors. After claiming Wisconsin's first Big Ten title in 31 years (a co-championship with Ohio State), the Badgers defeated UCLA 21-16 in the Rose Bowl. The 10-1-1 club became the winningest in school history and boasted eight first-team all-Big Ten players, including Big Ten and Rose Bowl Most Valuable Player Brent Moss. Wisconsin ended the season ranked 5th and 6th by the coaches and media, respectively.

All-Time Big Ten Standings (order based on number of titles)

School	Titles	Won	Lost	Tied	Pct.	Years	Games
Michigan	37	385	146	18	.718	90	549
Ohio State	26	367	140	24	.714	83	531
Minnesota	18	283	278	28	.504	100	589
Illinois	14	294	295	31	.499	100	620
Wisconsin	9	256	309	40	.423	100	607
Iowa	9	225	294	25	.437	96	544
Chicago	7	120	99	14	.545	45	233
Purdue	7	251	294	31	.463	100	576
Michigan State	6	178	131	9	.574	43	318
Northwestern	6	197	390	21	.341	98	608
Indiana	2	167	356	24	.327	94	547
Penn State	1	19	5	0	.792	3	24

Bowl Records

Individual

Rushing Attempts — 39, Terrell Fletcher, 1995 Hall of Fame

Rushing Yardage — 241, Terrell Fletcher, 1995 Hall of Fame

Rushing Avg. (min. 10 att.) — 7.0, Joe Armentrout, 1984 Hall of Fame

Touchdowns Rushing — 2, Brent Moss, 1994 Rose & Terrell Fletcher, 1995 Hall of Fame

Long Rush — 54, Alan Ameche, 1953 Rose

Pass Attempts — 48, Ron Vander Kelen, 1963 Rose

Pass Completions — 33, Ron Vander Kelen, 1963 Rose

Passing Yardage — 401, Ron Vander Kelen, 1963 Rose

Touchdowns Passing — 2, three times

Longest Pass — 87, Randy Wright, 1982 Independence

Receptions — 11, Pat Richter, 1963 Rose

Receiving Yardage — 163, Pat Richter, 1963 Rose

Touchdown Receptions — 1, eight times

Longest Reception — 87, Tim Stracka, 1982 Independence

Total Plays — 57, Ron Vander Kelen, 1963 Rose

Total Offense — 406, Ron Vander Kelen, 1963 Rose

Points — 13, Todd Gregoire, 1984 Hall of Fame

Touchdowns — 2, Brent Moss, 1994 Rose & Terrell Fletcher, 1995 Hall of Fame

Extra Points — 5, Gary Kroner, 1963 Rose

Field Goals — 4, Todd Gregoire, 1984 Hall of Fame

Longest Field Goal — 48, John Hall, 1995 Hall of Fame

Punt Returns — 3, Thad McFadden, 1981 Garden State & Keith Jackson, 1995 Hall of Fame

Punt Return Yardage — 75, Thad McFadden, 1984 Hall of Fame

Longest Punt Return — 67, Thad McFadden, 1984 Hall of Fame

Kickoff Returns — 5, Michael Jones, 1984 Hall of Fame

Kickoff Return Yardage — 100, Michael Jones, 1984 Hall of Fame

Longest Kickoff Return — 44, Thad McFadden, 1981 Garden State

Punting Average — 42.3, Dale Hackbart, 1960 Rose

Longest Punt — 61, George Winslow, 1982 Independence

Interceptions — 1, nine times

Interception Yardage — 19, Jeff Messenger, 1995 Hall of Fame

Longest Interception Return — 19, Jeff Messenger, 1995 Hall of Fame

Team

Points — 37, 1963 Rose vs. Southern Cal

First Downs — 32, 1963 Rose vs. Southern Cal

Rushing Attempts — 52, 1953 Rose vs. Southern Cal

Rushing Yardage — 285, 1995 Hall of Fame vs. Duke

Rushing Average — 5.94, 1995 Hall of Fame vs. Duke

Pass Attempts — 49, 1963 Rose vs. Southern Cal

Pass Completions — 34, 1963 Rose vs. Southern Cal

Completion Percentage — 69.4, 1963 Rose vs. Southern Cal

Passing Yardage — 419, 1963 Rose vs. Southern Cal

Total Plays — 78, 1953 Rose vs. Southern Cal

Total Offense — 486, 1963 Rose vs. Southern Cal

Bowl Games

1953 Rose Bowl

PASADENA, Calif. — Southern Cal scored the game's only points on a 22-yard pass from Rudy Bukich to Al Carmichael in the Trojans' 7-0 win over Wisconsin in the Rose Bowl.

The Badgers dominated the game from a statistical standpoint, outgaining USC by 120 yards. Led by Alan Ameche's 133 yards rushing, Wisconsin had a 211-48 advantage on the ground. However, both defenses rose to the occasion when necessary.

One of Wisconsin's best scoring chances came in the opening minutes of the third quarter. Ameche broke loose for a 54-yard run as the Badgers got to the USC 21-yard line. On third down, Archie Ray Burks fumbled on an end run and USC recovered.

The Trojans then put together the game-winning drive (73 yards), which ended with Bukich's TD pass. Wisconsin countered with a 13-play, 84-yard drive that ended at the Trojan 2-yard line when Jerry Witt was stopped a yard short of a first down on a fake field goal play.

Coach Ivy Williamson's club was the first in Badger history to play in a bowl game.

Team statistics	UW	USC
First downs	19	16
Rushing yards	52-211	38-48
Passes	11-26-2	18-27-2
Passing yards	142	185
Total offense	78-353	65-233
Punts-avg	5-39	8-51
Fumbles-lost	2-1	1-0
Penalties-yards	2-20	6-62

Individual leaders

Rushing — W: Ameche 28-133, Witt 10-47, Burks 7-31, USC: Haw 6-28
 Passing — W: Haluska 11-26-2-142, USC: Bukich 12-20-2-137
 Receiving — W: Andrykowski 3-32, Peters 3-29, USC: Nickoloff 7-73, Stillwell 3-35

1960 Rose Bowl

PASADENA, Calif. — Washington scored the game's first 17 points en route to a 44-8 Rose Bowl victory over Wisconsin.

Washington tallied the first TD on a 6-yard run by Don McKeta 10 minutes into the game. George Fleming booted a 26-yard field goal after the Huskies recovered one of four Wisconsin fumbles. Fleming then returned a punt 53 yards for a score on the final play of the period for a 17-0 Husky lead.

Badger fullback Tom Wiesner tallied Wisconsin's only points on a 4-yard run with 5:27 left in the opening half. Dale Hackbart connected with Al Schoonover for a two-point conversion that cut the lead to 17-8.

Washington quarterback Bob Schloredt, who shared game MVP honors with Fleming, tossed a 23-yard TD pass to close first-half scoring. Schloredt completed four passes for 102 yards and was the top rusher (81 yards).

Wisconsin mounted a challenge in the third quarter, but four plays inside the Husky 10-yard line failed. The Badger defense entered the bowl with a defensive average of barely 10 points per game for the regular season.

Team statistics	UW	Wash.
First downs	13	16
Rushing yards	123	215
Passes	14-32-0	7-13-0
Passing yards	153	137
Total offense	276	352
Punts-avg	6-37	6-36
Fumbles-lost	4-4	2-0
Penalties-yards	3-18	7-85

Individual leaders

Rushing — W: Hobbs 7-32, Wash: Schloredt 21-81, Jackson 12-61
 Passing — W: Hackbart 11-25-0-145, Wash: Schloredt 4-7-0-102
 Receiving — W: Schoonover 3-57, Wash: Fleming 1-65

Bowl Games

1963 Rose Bowl

PASADENA, Calif. — A 23-point fourth quarter explosion wasn't quite enough as the Badgers dropped a 42-37 Rose Bowl encounter to Southern Cal. The Trojans had claimed a 42-14 lead on the first play of the fourth quarter before the huge Badger comeback.

USC raced to a 21-7 halftime lead and extended it on the first play of the third stanza, before Badger Ron Vander Kelen led one of the biggest charges in bowl history.

Vander Kelen reached paydirt on a 17-yard scamper to reduce the margin to 28-14. USC responded with a pair of TD passes by Beathard and the Trojans led 42-14.

Lou Holland (13-yard run) and Gary Kroner (4-yard reception) tallied for the Badgers within three minutes. A bad center snap on a punt resulted in a UW safety. After the free kick, Vander Kelen hit three straight passes, including a 19-yard score to Pat Richter for the final 42-37 margin.

Vander Kelen, the game MVP, set both Wisconsin and Rose Bowl records with 401 yards passing. Richter caught 11 of those aerials for 163 yards. The 79 total points was a Rose Bowl record that stood for 28 years.

Team statistics	UW	USC
First downs	32	15
Rushing yards	28-67	41-114
Passes	34-49-3	10-20-0
Passing yards	419	253
Total offense	486	367
Punts-avg	4-40	5-40
Fumbles-lost	6-0	2-1
Penalties-yards	7-77	12-93

Individual leaders

Rushing — W: Holland 4-27, Kurek 11-26, USC: Wilson 17-57
 Passing — W: Vander Kelen 33-48-3-401, USC: Beathard 8-12-0-190
 Receiving — W: Richter 11-163, Holland 8-72, Kroner 5-64, USC: Bedsole 4-101, Brown 3-108

1981 Garden State Bowl

EAST RUTHERFORD, N.J. — Tennessee scored 18 straight points in the first half and held on to defeat Wisconsin 28-21 in the Garden State Bowl.

The Badger defense limited UT to 89 yards rushing, but Volunteer QB Steve Alatorre unleashed a potent passing attack. Alatorre threw for 315 yards. WR Anthony Hancock caught 11 passes for 196 yards.

After Fuad Reveiz booted a field goal in the first quarter, Wisconsin assumed its only lead of the game on a 3-yard run by Jess Cole. Willie Gault returned the ensuing kickoff 87 yards to give Tennessee a lead it never lost.

Reserve quarterback Randy Wright came off the bench to throw a pair of second-half touchdown passes for the Badgers. Wright hit Jeff Nault and Thad McFadden on scoring tosses in the final period.

The game featured two high-powered offenses that combined for 49 points, 793 total yards and 49 first downs.

Wisconsin's fourth bowl in school history and first non-Rose Bowl drew a crowd of 53,220.

Team statistics	UW	Tenn.
First downs	22	27
Rushing yards	39-177	43-89
Passes	14-37-3	24-42-0
Passing yards	212	315
Total offense	389	404
Punts-avg	6-37	6-45
Fumbles-lost	1-1	4-0
Penalties-yards	6-73	8-84

Individual leaders

Rushing — W: Davis 6-44, Cole 9-39, Green 5-24, T: Berry 10-44
 Passing — W: Wright 9-21-1-123, Cole 5-15-2-89, T: Alatorre 24-42-0-315
 Receiving — W: Nault 5-85, McFadden 3-74, T: Hancock 11-196

Bowl Games

1982 Independence Bowl

SHREVEPORT, La. — Wisconsin won its first bowl game with a 14-3 decision over Kansas State in the Independence Bowl.

Randy Wright threw a game-record two TD passes and the Badger defense set a scoring record before 24,684 fans. The anticipated crowd was more than 49,000, but a 23-mile-per-hour wind dropped temperatures to 10 below zero.

Wright, the game offensive MVP, completed nine of 24 throws. However, his 87-yard pass play to Tim Stracka was the longest in UW and Independence Bowl history. The UW defense limited Kansas State to 192 total yards in the Wildcats' first-ever postseason appearance.

KSU had taken a 3-0 lead on Steve Willis' 29-yard field goal before the Badgers scored 14 straight points. Tim Krumrie was the game Defensive MVP. He helped limit the Kansas State running attack to less than two yards per carry.

Game totals showed five turnovers, 14 punts, 22 completions in 59 attempts (37 percent) and 14 penalties.

Team statistics	UW	KSU
First downs	14	12
Rushing yards	43-131	33-65
Passes	9-24-0	13-35-1
Passing yards	183	127
Total offense	314	192
Punts-avg	6-41	8-37
Fumbles-lost	4-3	2-1
Penalties-yards	5-40	9-75

Individual leaders

Rushing — W: Williams 11-57, Ellerson 13-47, KSU: Taluao 10-31
 Passing — W: Wright 9-24-0-183, KSU: Dickey 13-35-1-127
 Receiving — W: Keeling 4-64, Nault 2-11, Stracka 1-87, KSU: Dageforde 4-30, Wallace 3-51

1984 Hall of Fame Bowl

BIRMINGHAM, Ala. — A fumbled snap on a 26-yard game-winning field goal attempt was the deciding play in Wisconsin's 20-19 loss to Kentucky in the Hall of Fame Bowl.

Trailing by a point after the Wildcats' Joe Worley booted a 52-yard field goal with eight minutes left, the Badgers drove inside Kentucky's 20-yard line.

Todd Gregoire's field goal with 1:55 left never materialized after holder Bob Kobza dropped the center snap. Gregoire, a freshman, had tied a school record with four field goals earlier in the game.

Wisconsin assumed a 13-0 lead on a pair of Gregoire three pointers and a 3-yard TD pass from Mike Howard to Thad McFadden. The Badgers outgained their SEC foe both on the ground and through the air.

However, UW was assessed 13 penalties for 133 yards, both Hall of Fame Bowl records. The Badgers threw two interceptions. Kentucky, which was making its second straight postseason appearance in Birmingham, had no turnovers.

Team statistics	UW	Kent.
First downs	17	19
Rushing yards	36-181	37-124
Passes	19-30-2	18-34-0
Passing yards	203	188
Total offense	384	312
Punts-avg	5-41	6-38
Fumbles-lost	0-0	1-0
Penalties-yards	13-133	6-49

Individual leaders

Rushing — W: Armentrout 15-105, Harrison 14-52; K: Adams 18-62
 Passing — W: Howard 19-29-1-203; K: Ramsdell 18-34-0-188
 Receiving — W: Pearson 5-55, Toon 4-48, K: Phillips 6-55

Bowl Games

1994 Rose Bowl

PASADENA, Calif. — The Wisconsin defense forced six turnovers, while the offense churned out 250 yards rushing as the Badgers downed UCLA 21-16 in the Rose Bowl. It was the Badgers' first-ever New Year's Day bowl victory.

More than 70,000 Badger fans attended the game and provided a distinct home field advantage in the Bruins' home facility.

Tailback Brent Moss, the Rose Bowl MVP, helped the UW to a 14-3 halftime lead by scoring on a pair of short runs. Moss rushed for 158 yards on a career-high 36 carries.

Wisconsin extended its lead to 21-10 when Darrell Bevell provided the game's most unlikely play. On second-and-eight from the UCLA 21-yard line, Bevell broke containment and weaved his way to the end zone for the game-winning points.

Trailing 21-16, UCLA's final drive made it to the Badgers' 18 before QB Wayne Cook was stopped and the clock expired before the Bruins could run another play.

"The win, as much as it was for our players and coaches, was for our fans," said Alvarez. "They supported us all the way."

Team statistics	UW	UCLA
First downs	21	31
Rushing yards	46-250	40-212
Passes	10-20-1	28-43-1
Passing yards	96	288
Total offense	346	500
Punts-avg	6-38	2-35
Fumbles-lost	2-0	5-5
Penalties-yards	12-89	9-95

Individual leaders

Rushing — W: Moss 36-158, Fletcher 7-64, UCLA: Davis 13-88
 Passing — W: Bevell 10-20-1-96;
 UCLA: Cook 28-43-1-288
 Receiving — W: Dawkins 4-33,
 Fletcher 2-29; UCLA: Stokes 14-176

1995 Hall of Fame Bowl

TAMPA, Fla. — Senior Terrell Fletcher rushed for a Hall of Fame Bowl-record 241 yards as Wisconsin won its second January bowl game in as many years with a 34-20 triumph over Duke.

Fletcher gained 190 yards and scored two touchdowns in the second half to ice the win. Wisconsin intercepted three passes in the opening half. Jeff Messenger's 19-yard return of one of those pickoffs resulted in the Badgers' first TD.

Duke eventually tied the game in the third period before Fletcher took over the contest. Fletcher broke the deadlock with a one-yard run late in the third period. Jason Burns extended the margin to 27-13 with an 11-yard reception from Darrell Bevell.

After the Blue Devils cut the margin to seven (27-20) on Robert Baldwin's second score, Fletcher turned a critical third-and-one play into a 49-yard touchdown run to clinch the win.

More than 30,000 fans made the trip to Tampa as Wisconsin won its third game in a row to close the season 8-3-1.

Team statistics	UW	Duke
First downs	19	23
Rushing yards	48-285	29-85
Passes	11-20-1	28-46-4
Passing yards	161	314
Total offense	446	399
Punts-avg	1-38	4-43
Fumbles-lost	2-2	0-0
Penalties-yards	12-86	5-40


Individual leaders

Rushing — W: Fletcher 39-241, Burns 6-45, D: Baldwin 21-70
 Passing — W: Bevell 11-20-1-161, D:
 Fischer 28-46-4-314
 Receiving — W: Dawkins 3-29, D:
 Khayat 11-109, Jensen 6-97

Captains



- 1889 Charles Mayer
- 1890 James Kerr
- 1891 E.H. Ahara
- 1892 J.D. Freeman
- 1893 T.U. Lyman
- 1894 T.U. Lyman
- 1895 J.R. Richards
- 1896 J.R. Richards
- 1897 J.P. Riordan
- 1898 Pat O'Dea
- 1899 Pat O'Dea
- 1900 A. Chamberlain
- 1901 Art Curtis
- 1902 William Juneau
- 1903 Allan Abbott
- 1904 James Bush
- 1905 E. Vanderboom
- 1906 W.A. Gelbach
- 1907 John Messmer
- 1908 Harlan Rogers
- 1909 Jack Wilce
- 1910 J.P. Dean
- 1911 A.L. Buser
- 1912 J.M. Hoeffel
- 1913 Al Tanberg
- 1914 R.M. Keeler
- 1915 Howard Buck
- 1916 Paul Meyers
- 1917 Howard Hancock
- 1918 F. Mann
- 1919 C.H. Carpenter
- 1920 Frank Weston
- 1921 Guy Sundt
- 1922 Rollie Williams
- 1923 Marty Below
- 1924 Jack Harris
- 1925 Steve Polaski
- 1926 Doyle Harmon
- 1927 Ed Crofoot
- 1928 Rube Wagner
- 1929 John Parks
- 1930 Milt Gantenbein
- 1931 Harold Smith
- 1932 Gregory Kabat
- 1933 Harold Smith
- 1934 John Bender
- 1935 Ray Davis
- 1936 John Golemgeske
- 1937 Fred Benz
- 1938 Howard Weiss
- Vince Gavre
- 1939 Ralph Moeller
- 1940 John Tennant



Lamark Shackerford, the last signee in the recruiting class of 1990, went on to serve as co-captain (with Joe Panos) of the Rose Bowl championship team. He was a first-team all-Big Ten defensive lineman in '93.

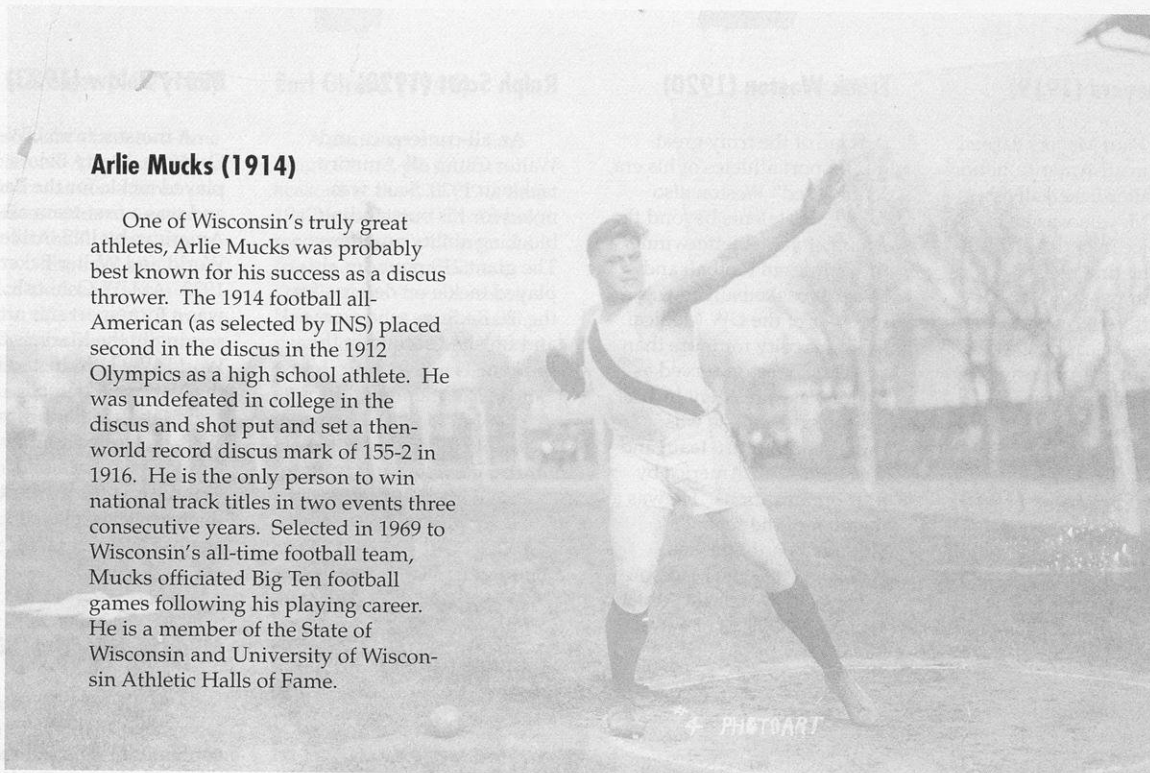
- 1941 Tom Farris
- 1942 Dave Schreiner
- 1943 Mark Hoskins
- 1943 Joe Keenan
- 1944 Allan Shafer
- 1945 Jack Mead
- 1946 Clarence Esser
- 1947 Jack Wink
- 1948 Wally Dreyer
- 1949 Robert Wilson
- 1950 Ken Huxhold
- 1951 Jim Hammond
- 1952 George O'Brien
- 1953 Roger Dornburg
- Jerry Wuhrman
- 1954 Gary Messner
- 1955 Wells Gray
- 1956 Pat Levenhagen
- 1957 William Gehler
- 1958 Dave Kocourek
- 1959 Jon Hobbs
- 1959 Jerry Stalcup
- Bob Zeman
- 1960 Henry Derleth
- 1960 Tom Wiesner
- 1961 Jim Bakken
- Don Schade
- 1962 Pat Richter
- Steve Underwood
- 1963 Ken Bowman
- Andy Wojdula
- 1964 Ron Leafblad
- Ron Frain
- 1965 Dave Fronek
- 1966 Bob Richter
- Tony Loukas
- 1967 Tom Domres
- 1968 Wally Schoessow
- 1969 Don Murphy
- Mel Reddick
- Bill Gregory
- 1970 Bill Gregory
- 1971 Bill Poindexter
- Roger Jaeger
- 1972 Keith Nosbusch
- Dave Lokanc
- 1973 Mike Webster
- Jim Schymanski
- Chris Davis
- 1974 Gregg Bohlig
- Mark Zakula
- 1975 Terry Stieve
- Steve Wagner
- 1976 Mike Carroll
- Ron Pollard
- John Rasmussen
- Andy Michuda
- 1977 Dennis Stejskal

- 1978 Dave Charles
- Dave Crossen
- Dan Relich
- 1979 Dennis Christenson
- Ray Snell
- Tom Stauss
- 1980 Dave Ahrens
- Joe Rothbauer
- 1981 Dave Mohapp
- Dave Levenick
- Larry Spurlin
- 1982 Tim Krumrie
- Matt VandenBoom
- John Williams
- 1983 Randy Wright
- Mike Herrington
- Brian Marrow
- 1984 game captains
- 1985 Russ Fields
- Bob Landsee
- Troy Spencer
- 1986 Joe Armentrout
- Craig Raddatz
- 1987 Paul Gruber
- Rod Lossow
- 1988 David Wings
- Todd Nelson
- 1989 Tim Knoeck
- Dan Kissling
- 1990 Don Davey
- Tony Lowery
- Nick Polczynski
- Greg Thomas
- 1991 Chuck Belin
- Tony Lowery
- Brendan Lynch
- Troy Vincent
- 1992 Chuck Belin
- Gary Casper
- Lionell Crawford
- 1993 Joe Panos
- Lamark Shackerford
- 1994 Jeff Messenger
- Brent Moss
- Joe Rudolph
- Mike Thompson
- 1995 Darrell Bevell
- Jason Maniecki
- Pete Monty
- Steve Stark
- Eric Verzagt

All-Americans

Arlie Mucks (1914)

One of Wisconsin's truly great athletes, Arlie Mucks was probably best known for his success as a discus thrower. The 1914 football all-American (as selected by INS) placed second in the discus in the 1912 Olympics as a high school athlete. He was undefeated in college in the discus and shot put and set a then-world record discus mark of 155-2 in 1916. He is the only person to win national track titles in two events three consecutive years. Selected in 1969 to Wisconsin's all-time football team, Mucks officiated Big Ten football games following his playing career. He is a member of the State of Wisconsin and University of Wisconsin Athletic Halls of Fame.



Robert Butler (1912)

A member of Wisconsin's last undefeated team in 1912, "Butts" Butler was the school's first consensus all-American. He was named to Walter Camp's all-America team as a junior (first-team) and senior (second-team). In the 1912 season finale against Minnesota, the tackle and his 10 teammates played the entire game in a 14-0 victory. He went on to compete professionally for the Canton Bulldogs and played with the legendary Jim Thorpe. Butler was later named to the National Football Foundation Hall of Fame in 1972.

Ray Keeler (1913)

Consensus all-America lineman Ray "Tubby" Keeler was a three-time letterman in both football and track and field at Wisconsin. Despite just a 185-pound frame, he earned all-America recognition in his junior season from the International News Service. He captained the 1914 Badger squad and served on the Athletic Board in 1914 and 1915. Keeler went on to coach the UW-La Crosse football team to a 45-24-15 (.625) record from 1917-1929.

Howard Buck (1915)

A consensus all-America pick, Howard "Cub" Buck was labeled by many as the best college lineman of his era. He also played "roving center" on defense and was credited by several observers with making half of his team's tackles. Former Canton Bulldogs' teammate Jim Thorpe called Buck the finest lineman he ever played with. Buck also played for Green Bay from 1921-25 and is a member of the Packers' Hall of Fame. After his playing career, he became the first head football coach at Miami (Fla.) in 1926.

All-Americans

Paul Meyers (1919)

End Paul Meyers earned first-team all-America honors from Walter Eckersall as a senior. Meyers was an all-Big Ten choice in both 1916 and 1919. The three-year letterman, who played for three different coaches, was Badger team captain and a third-team all-America choice by Eckersall in 1916.

Charles Carpenter (1919)

The two-time all-America center made Walter Eckersall's honor squads in both 1916 (third-team) and 1919 (first-team). Carpenter, the first all-America center at the UW, captained the 1919 squad. He was a recipient of the Big Ten Medal of Honor in 1919. The Madison native later served as president of the UW Athletic Board.

George Bunge (1920)

Center George Bunge earned all-America honors in 1920 and 1921. He was accorded first-team recognition in 1920 by Lawrence Perry of Consolidated Press. Bunge earned third-team honors by both Charles Parker and INS in 1921. The Badgers posted a three-year mark of 16-4-1, including a second-place Big Ten finish in 1920, during his career.

Frank Weston (1920)

One of the truly great multi-sport athletes of his era, Frank "Red" Weston also carried his talents beyond the sports arena. A letterwinner three times in football and twice in basketball, he was a member of the UW Medical School faculty for more than 40 years. Weston served as senior class president in 1921. On the gridiron, he was captain of the 1920 team and was named all-America by four organizations. He was a member of the school's Athletic Board and was enshrined into the Madison Sports and Wisconsin Athletic Department Halls of Fame.

Wisconsin's all-America fullback Howard Weiss finished sixth in balloting for the 1938 Heisman Trophy.

Ralph Scott (1920)

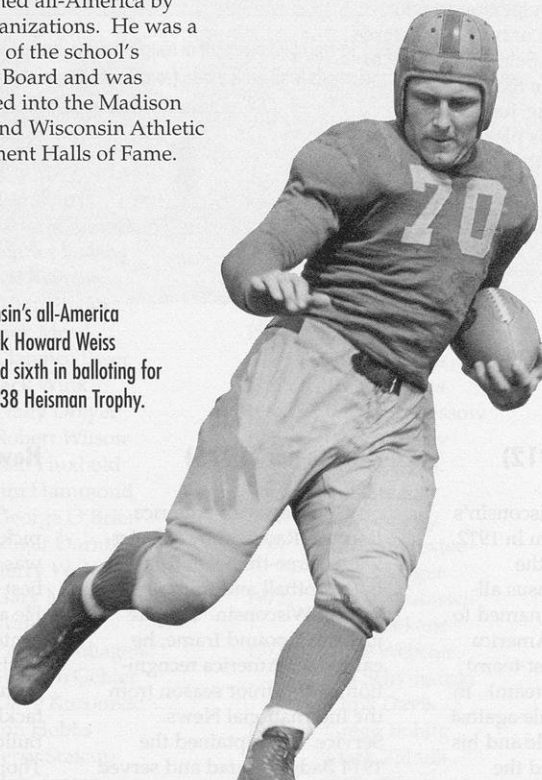
An all-conference and Walter Camp all-America tackle in 1920, Scott was noted for his outstanding blocking ability on offense. The giant 210 pounder also played tackle on defense for the '20 Badgers who were 6-1 and finished second in the Big Ten.

Marty Below (1923)

A transfer from UW-Oshkosh, Marty Below played tackle for the Badgers and was a first-team all-American by INS, Athletic World and Walter Eckersall in 1923. At UW-Oshkosh, Below was a four-sport star after serving in the Marines during World War I. Inducted into the National Football Foundation Hall of Fame in 1988, he was praised by Red Grange who once said, "Marty was the greatest lineman I ever played against."

Milo Lubratovich (1930)

A tackle, who broke his leg against Alabama as a sophomore, Milo Lubratovich rebounded two years later to become a consensus all-American and play in the East-West Game. Lubratovich received all-America mention from 10 different publications, including first-team honors from NEA, UP and Hearst. He also played professional baseball in the Brooklyn Dodgers organization from 1931-35.



HOWARD WEISS (1938)

After converting to fullback from halfback three games into his sophomore year, Howard Weiss went on to earn Big Ten MVP and all-America honors in 1938. He was a first-team choice by INS and was a second-team choice by four organizations. He is perhaps best remembered for his 41-yard touchdown run through the entire Northwestern defense in a 1938 upset win at Evanston. Elected class president, Weiss was sixth in the 1938 Heisman Trophy balloting and later played two years with the Detroit Lions.

All-Americans

Dave Schreiner (1941-42)

Wisconsin's first two-time first-team all-American, Dave Schreiner was considered one of the finest ends to ever play college football. Schreiner was a two-time AP all-America choice. He was named conference MVP in 1942, the year he caught three touchdown passes in one quarter against Marquette. He was drafted by the Detroit Lions. A member of the National Football Foundation and Wisconsin State Athletic Halls of Fame, Schreiner died in World War II in 1945.

Marlin Harder (1942)


Junior all-American Marlin "Pat" Harder was one of Wisconsin's greatest fullbacks. Despite a college career that was cut short by his enlistment with the Marines, Harder teamed with Elroy "Crazylegs" Hirsch to lead the Badgers to an 8-1-1 record that included a 17-7 win over eventual national champion Ohio State. Also a placekicker, he led the conference in scoring in both 1941 and 1942. He was named MVP of the 1943 College All-Star Game after scoring two touchdowns. The second pick in the 1943 NFL draft, Harder played for the Chicago Cardinals and the Detroit Lions. He led the NFL in scoring three years and later served as an NFL official for 17 years.

Earl Girard (1944)

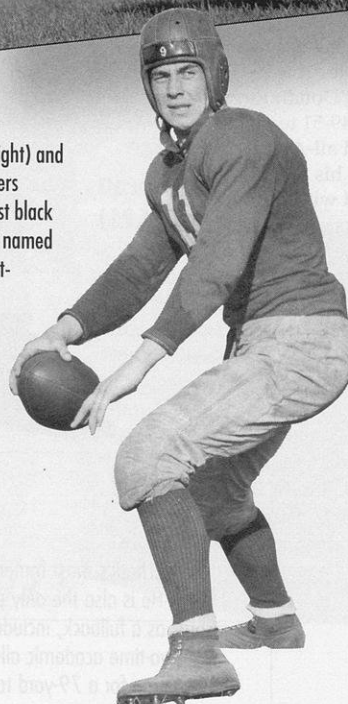
A multi-sport star, Earl "Jug" Girard played two seasons at the UW (1944 and 1947) and earned all-America recognition as a 17-year-old freshman. Regarded as a "triple-threat" quarterback, he was proficient at running, passing and punting. Girard was drafted by the U.S. Army after his freshman season and returned to school in 1947. He holds the school record for most punt return yards in a game with 158 when he scored two touchdowns against Iowa in 1947. Girard was drafted in the first round by the Packers, and he also spent time in the Cleveland baseball farm system.

Ed Withers (1950)

An all-city football and basketball player at Madison Central High School, Ed Withers came to the UW after serving a year in the Army. The aggressive defensive back had eight career interceptions and probably would have had more if opposing quarterbacks weren't instructed to avoid throwing in his direction. Withers' three interceptions helped lead Wisconsin to a 14-0 victory over Iowa in his all-America year. His 103 interception return yards in that game are tied for the most in UW history. The school's first black all-American, Withers was drafted by the Green Bay Packers in 1951.



QB Earl "Jug" Girard (right) and Madison native Ed Withers (above), the school's first black all-American. Each was named to *Look* magazine's first-team all-American squad. Girard was picked in 1944 and Withers in 1950.




All-Americans

Harold Faverty (1951)

Like so many other Wisconsin athletes during his era, Harold Faverty sandwiched his playing days around service in the Armed Forces. As a 25-year-old senior, he was one of the most experienced players on the 1951 squad. A roommate of fellow all-American Pat O'Donahue, Faverty played on both sides of the ball. He was a linebacker on the "Hard Rocks" defense, which allowed a school-record 5.9 points per game.

Pat O'Donahue (1951)

A senior on the 1951 team that went 7-1-1 and finished eighth in the Associated Press poll, Pat O'Donahue was a fixture on Wisconsin's top-ranked defense. He was a quiet player who led by example. A penetrator on the line, O'Donahue played on the 1949-51 teams and was named all-American as an end in his final season. He played with the 49ers and Packers and was inducted into the UW Athletic Hall of Fame in 1993.



The University's lone Heisman Trophy winner, Alan "The Horse" Ameche was an all-American on the field and in the classroom.

Dave Suminski (1952)

All-Big Ten choice and all-American Dave Suminski earned those honors in his first year as a defensive tackle. An anchor on Wisconsin's 1953 Rose Bowl defensive unit, he started the previous two seasons on the offensive line. In his last college game, the Badger defense held USC to just 48 yards rushing. Suminski was taken by the Redskins in the 1953 NFL draft and later played with the Chicago Cardinals and the CFL's Hamilton Tiger Cats.

Don Voss (1952)

Don Voss was one of the top ends in Wisconsin history, even though his football career was ended by a knee injury suffered in the Rose Bowl of his sophomore year. In his first year, he was named to the AP freshman all-America team and was a member of Wisconsin's "Hard Rocks," the best defensive unit in the country. A year later he helped guide the Badgers to Pasadena and their first-ever bowl game and was the youngest member of the 1952 Look all-America team.

ALAN AMECHE (1953-54)

The school's most famed player, Alan "The Horse" Ameche, was a first-team all-American in both 1953 and 1954. He is also the only player in Wisconsin history to win the Heisman Trophy (1954). Ameche set numerous records as a fullback, including the NCAA and Big Ten mark for career rushing yardage.

A two-time academic all-American, he was selected in the first round of the 1955 NFL draft by Baltimore. Ameche ran for a 79-yard touchdown on his first NFL carry and also scored the winning TD in overtime of the 1958 NFL title game against the Giants.

A member of the Wisconsin State and National Football Foundation Halls of Fame, Ameche was voted Wisconsin's all-time greatest player in 1969. Ameche was also inducted into the GTE Academic All-America Hall of Fame in 1992.

All-Americans

Dan Lanphear (1959)

Madison native Dan Lanphear rebounded from an injury-plagued junior season to gain all-America honors in his final year. Also a captain of the UW track and field team, his best game on the gridiron may have been Wisconsin's 12-3 victory over Ohio State in 1959. In that contest, Lanphear recovered a fumble, blocked a punt for a safety, and knocked two Buckeye running backs out of the game with strong hits. He went on to play defensive end for the AFL's Houston Oilers and was a member of their league championship teams in 1960 and 1961.

Pat Richter (1961-62)

Wisconsin's last nine-time letterwinner, Pat Richter earned three letters each in football, basketball and baseball. On the gridiron, the Madison native was a two-time all-America end, earning consensus honors in 1962. He led the Big Ten in receiving in 1961 and 1962 and topped the conference in punting his senior year. He set Rose Bowl records in 1963 with 11 catches for 163 yards, marks that stood for 31 years. A first-round draft choice of the Washington Redskins, Richter played professionally for eight seasons. He is a member of Wisconsin's all-time team and won an NCAA Silver Anniversary Award in

1988. Richter was named the school's Director of Athletics in 1989 and still holds the post. Richter was inducted into the CoSIDA Academic All-America Hall of Fame in 1994.

Ray Snell (1979)

Baltimore native Ray Snell was a first-team all-America pick by *The Sporting News* as an offensive guard in 1979. The 295-pound lineman, known for his speed and agility, blocked for Ira Matthews and Dave Mohapp at Wisconsin. Snell was the 22nd pick overall (by Tampa Bay) in the first round of the 1980 NFL draft.

Tim Krumrie (1981)


An all-Big Ten pick at noseguard his last three seasons, Tim Krumrie earned consensus all-America recognition his junior year. He is second on Wisconsin's career tackles list with 444, more than 100 stops ahead of the closest defensive lineman. Krumrie was a member of UW's 1981 Garden State Bowl team and earned 1982 Independence Bowl Defensive MVP honors. A 10th-round draft pick by the Cincinnati Bengals, he enjoyed a lengthy NFL career and played in Super Bowl XXIII.

Matt Vanden Boom (1981)

Two-time all-Big Ten pick Matt VandenBoom is one of four defensive backs in Wisconsin history to earn first-team all-America mention. He accomplished the feat in 1981 as a junior safety when he intercepted a team-best six passes for the Badgers' Garden State Bowl squad. VandenBoom was also named a second-team academic all-American in 1982. He was taken in the fifth round by the Buffalo Bills in the 1985 draft.

Richard Johnson (1984)

A speedy defensive back, Richard Johnson was named to multiple first-team all-America lists in 1985. He also set the UW career mark for blocked kicks (nine). Johnson was named *Sports Illustrated's* national defensive player of the week after Wisconsin's 35-34 victory at Missouri in 1984. Johnson blocked two kicks, intercepted a pass and recovered a blocked punt for a TD. Houston picked him in the first round of the 1985 NFL draft.



Dennis Lick (1975)

One of the UW's most punishing offensive linemen, Dennis Lick earned consensus all-America status as a junior despite missing the last three games due to injury. He blocked for Billy Marek, UW's all-time leading rusher. He was selected in the first round of the 1976 NFL draft by the Bears.

HONORS

All-Americans


.....

Paul Gruber (1987)

Wisconsin native Paul Gruber left Wisconsin as one of the school's best offensive linemen. A player with tremendous size, strength and speed, he was regarded by some as the top college offensive lineman in '87. Gruber graduated to the pro ranks in 1988 when he was taken fourth overall by the Tampa Bay Buccaneers. Gruber earned All-Pro honors several times with the Bucs and played six consecutive seasons without missing an offensive snap.

Troy Vincent (1991)

After playing just one year of high school football, Troy Vincent blossomed into one of the country's best cornerbacks and punt returners. A 1991 all-America selection, Vincent was honored as the Big Ten's co-Defensive Player of the Year after setting Badger season and career records for passes broken up (13 and 31). The UW's record holder for career punt return yards returned punts for TDs his final three seasons. He was taken by Miami as the seventh overall choice in the 1992 draft.



Consensus all-America center Cory Raymer with comedian Bob Hope.

Cory Raymer (1994)

The most celebrated player of the Barry Alvarez era, Cory Raymer was Wisconsin's first consensus all-America pick in 13 years. Raymer earned first-team all-America mention by AP, UPI, AFCA, Walter Camp, *The Sporting News*, *Football News* and *College Sports* magazine. He was a four-year starter who allowed just one-half of a sack in his last three seasons. A two-time first-team all-Big Ten pick, he played a large role in increasing the team's rushing average from 94 to 244 yards per game during his career.

WISCONSIN'S RETIRED NUMBERS

35

Alan Ameche was one of the greatest backs in UW history. The 1954 Heisman Trophy winner was a two-time all-American and ended his career as the NCAA's career rushing leader. He led the Badgers to the 1953 Rose Bowl, where he rushed for 133 yards. The five-time Pro Bowl pick was inducted into the National Football Foundation Hall of Fame in 1975.

40

Although he played football only one season at Wisconsin, Elroy Hirsch is one of the most beloved figures in Badger sports history. Hirsch, nicknamed "Crazylegs," rushed for 786 yards for Wisconsin's 8-1-1 team in 1942. He also starred for nine seasons with the Los Angeles Rams before returning to Wisconsin as Director of Athletics from 1969-87.

80

Dave Schreiner, the two-time all-America end (junior and senior) was named Western (later the Big Ten) Conference Player of the Year in 1942. Schreiner lettered three seasons at Wisconsin as an end both on offense and defense. He is a member of the National Football Foundation and the National W Club Halls of Fame and the University of Wisconsin's all-time team.

83

The memory of former QB Allan Shafer is continued with the "Living Memorial" Scholarship that is given in his name. Shafer was fatally injured during the 1944 Wisconsin-Iowa game. Shafer is one of two Badgers (Jay Seiler is the other) to die from a football injury.

All-Americans

- 1898 Pat O'Dea, FB (C—2nd; CW—2nd)
 1899 Pat O'Dea, FB (C—3rd)
 1901 Arthur Curtis, T (CW—2nd)
 Norsky Larson, HB (CW—2nd)
 1902 Arne Lerum, G (C—3rd)
 1903 Wilson Berthke, G (C—3rd)
 1905 Wilson Berthke, G (C—3rd)
 Albon Findlay, HB (C—3rd)
 1908 John Messmer, G (C—2nd)
 1910 Jimmy Dean, E (C—3rd)
 1911 Al Buser, T (C—3rd)
 1912 Robert Butler, T (C—1st)
 Joe Hoeffel, E (C—2nd)
 1913 Robert Butler, T (C—2nd)
 Ray Keeler, G (INS/FM—1st)
 1914 Howard Buck, T (WE—2nd)
 Arlie Mucks, G (INS/FM—1st)
 Ray Keeler, G (INS/FM—2nd)
 1915 Howard Buck, T (NEA—1st;
 INS/FM—1st; WE—1st; C—2nd)
 1916 Charles Carpenter, C (WE—3rd)
 Paul Meyers, E (WE—3rd)
 Howard Hancock, G (FM—2nd)
 1917 W.M. Kelley, E (C—3rd)
 1919 Frank Weston, E (C—2nd)
 Paul Meyers, E (WE—1st)
 Charles Carpenter, C (FM—1st)
 1920 Ralph Scott, T (C—1st)
 Frank Weston, E (FM—1st; WE—
 2nd; CP—2nd; INS—3rd)
 George Bunge, C (CP—1st)
 1921 George Bunge, C (INS—3rd)
 Alvah Elliott, B (WE—2nd; INS—3rd)
 R.H. Brumm, T (CP—2nd)
 Jimmy Brader, T (FW—3rd)
 1922 Marty Below, T (WE—2nd; C—3rd)
 Gus Tebell, E (WE—3rd)
 Rollie Williams, B (WE—3rd)
 1923 Marty Below, T (INS—1st; AW—
 1st; WE—1st; CP—2nd)
 Adolph Bieberstein, G (WE—3rd)
 Merrill Taft, FB (CP—2nd)
 1924 Adolph Bieberstein, G (A-S—3rd)
 1925 R.J. Stipek, G (CP—2nd; C—3rd)
 Doyle Harmon, HB (WE—3rd)
 1928 Rube Wagner, T (WE—3rd;
 NANA—3rd)
 1930 Milo Lubratovich, T (NEA—1st;
 UP—1st; H—1st; C.P.—1st;
 NANA—2nd; INS—2nd; N.Y.
Sun—2nd; CP—2nd; AP—3rd;
 S-H—3rd)
 1931 Greg Kabat, G (AP—3rd; C.P.—3rd)
 1932 Mario Pacetti, T (INS—3rd)
 Greg Kabat, G (H—3rd)
 1938 Howard Weiss, FB (INS—1st;
 UP—2nd; H—2nd; N.Y. *Sun*—
 2nd; NEA—2nd; AP—3rd; *World-*
Telegram—3rd)
 1940 George Paskvan, FB (AP—2nd;
 A-P—3rd)
 1941 Dave Schreiner, E (AP—1st; A-P
 —2nd; N.Y. *Sun*—2nd; H—2nd)
 1942 Dave Schreiner, E (UP—1st; TSN
 —1st; INS—1st; AP—1st; NEA—
 1st; N.Y. *News*—1st; C.P.—1st; C
 —1st; A-P—1st; G-R—1st; AAB—
 1st; H—1st; N.Y. *Sun*—1st; L—1st)
 Marlin Harder, FB (AAB—1st;
 UP—2nd; TSN—2nd; INS—2nd;
 NEA—2nd; N.Y. *Sun*—2nd; AP—3rd)
 Elroy Hirsch, B (L—3rd)
 1944 Earl Girard, B (L—1st)
 1949 Robert Wilson, E (C.P.—2nd; AP
 —3rd; G-R—3rd; A-P—3rd)
 1950 Ed Withers, DB (L—1st)
 1951 Harold Faverty, DE (INS—1st;
 GR—2nd; A-P—2nd)
 1951 Pat O'Donahue, E (AP—1st;
 NEA—1st; L—1st)
 1951 Deral Teteak, LB (A-P—2nd)
 1951 Ed Withers, DB (GR—1st)
 1952 Dave Suminski, T (AP—1st)
 1952 Don Voss, E (L—1st)
 1952 Alan Ameche, FB (M-N—1st;
 Athl. Publications—1st; GR—1st)
 1953 Alan Ameche, FB (L—1st; FWA—
 1st; NEA—1st; *Paramount News*—
 1st; GR—1st; UP—2nd; INS—2nd;
 AP—3rd; A-P—2nd)
 1954 Alan Ameche, FB (AP—1st; UP—
 1st; L—1st; FWA—1st; C—1st;
 NEA—1st; TSN—1st; WC—1st;
 INS—1st; *Paramount News*—1st;
 AP—1st; AAB—1st; C.P.—1st;
Boston Amer.—1st; Athletic
 Publications—1st; N.Y. *Metropoli-*
tan Newspapers—1st; *Pitts Smith*
News—1st; GR—1st; *Jet*—1st)
 1959 Dan Lanphear, T (AP—1st; UP—
 1st; NEA—1st; TSN—1st; AFCA—
 1st; L—1st)
 1961 Pat Richter, E (UPI—1st; ABC—1st)
 1962 Pat Richter, E (AP—1st; UPI—1st;
 N.Y. *Daily News*—1st; TSN—1st;
 AFCA—1st; FWA—1; CBS—1st;
Boston Record—1st; F-M—1st)
 1968 Ken Criter, LB (AP—3rd)
 1974 Billy Marek, RB (AP—2nd; UPI—2nd)
 Dennis Lick, T (FN—1st)
 1975 Dennis Lick, T (UPI—1st; AFCA—
 1st; NEA—1st; TSN—1st; Time—
 1st; WC—1st)
 1979 Ray Snell, T (TSN—1st; UPI—2nd)
 1981 Tim Krumrie, NG (AP—1st; UPI—
 1st; WC—1st; FN—1st; NEA—2nd)
 1982 Tim Krumrie, NG (WC—1st)
 1984 Richard Johnson, DB (FWA—1st;
 TSN—2nd)
 Jeff Dellenbach, T (AP—3rd)
 Al Toon, E (FN—3rd)
 1987 Paul Gruber, T (TSN—1st; UPI—2nd)
 1991 Troy Vincent, DB (FN—1st; TSN—
 1st; UPI—1st; FWA—1st; AP—2nd)
 1993 Brent Moss, TB (AP—2nd; UPI—
 2nd; CPN—2nd)
 Joe Panos, T (AP—2nd)
 Lamark Shackerford, NG (UPI—
 2nd; AP—3rd)
 1994 Cory Raymer, C (AP—1st; UPI—
 1st; AFCA—1st; WC—1st; FN—
 1st; CS—1st; TSN—1st)
 1995 Tarek Saleh, DE (FN—2nd)

Key to Abbreviations

AAB — All-American Board; AFCA — American Football Coaches Association; A-P — All-Players; AP — Associated Press; A-S — All-Sports; AW — *Athletic World*; C — *Collier's* (picked by WC); CP — Consolidated Press; C.P. — Central Press; CPN — *College & Pro Football Newsweekly*; CS — *College Sports*; CW — Caspar Whitney; FM — Frank Menke; F-M — Fox-Movietone; FN — *Football News*; FW — *Football World*; FWA — Football Writers' Association; GR — *Gridiron Record*; G-R — Grantland Rice; H — *Hearst*; INS — International News Service; L — *Look*; NEA — Newspaper Enterprise Association; NANA — North American Newspaper Alliance; S-H — Scripps-Howard; TSN — *The Sporting News*; UP — United Press; UPI — United Press International; WC — Walter Camp; WE — Walter Eckersall

This list includes 1st, 2nd and 3rd team all-America selections only.

All-Time Team




Alan Ameche

Heisman Trophy winner Alan Ameche heads Wisconsin's All-Time Team

In conjunction with the centennial celebration of college football in 1969, Wisconsin fans were asked to select the University's all-time team.

The 11-man unit features Heisman Trophy winner Alan Ameche, who was voted Wisconsin's "All-time Greatest Player." Ameche, a two-time all-American, concluded his career as the NCAA's career rushing leader.

Player (years lettered)	Position
Alan Ameche (1951-54)	Back
Ken Bowman (1961-63)	Lineman
Howard Buck (1913-15)	Lineman
Pat Harder (1941-42)	Back
Elroy Hirsch (1942)	Back
Dan Lanphear (1957-59)	Lineman
Arlie Mucks, Sr. (1914)	Lineman
Pat Richter (1960-62)	End
Dave Schreiner (1940-42)	End
Ron Vander Kelen (1962)	Back
Robert Wilson (1946-49)	Lineman



Robert "Red" Wilson was named the Big Ten's Most Valuable Player after the 1949 season. Wilson also starred in baseball at the UW and played professionally with the Chicago White Sox, Cleveland and Detroit organizations.

BIG TEN MVP

Six Badgers have won the Chicago Tribune's Silver Football, given to the Big Ten Most Valuable Player.

The Badgers who have won the league's honor for the best player include fullback Howard Weiss (1938), end Dave Schreiner (1942), center Robert Wilson (1949), fullback Alan Ameche (1954), quarterback Ron Vander Kelen (1962) and tailback Brent Moss (1993).

Each league institution nominates its own MVP for consideration and college football reporters from the *Chicago Tribune* then choose the conference MVP.

Football Hall of Fame

All-America end Richter newest Badger inductee into College Hall of Fame

Seven Wisconsin players have been named to the National Football Foundation's College Hall of Fame. The most-recent addition was current Director of Athletics **Pat Richter**, who will be inducted into the Hall in ceremonies this December. Richter was a two-time all-America end and led the nation in receiving as a junior in 1961. The other Badger inductees are ...

Alan Ameche (elected in 1975), the 1954 Heisman Trophy-winning fullback, was a two-time all-American in the

classroom and on the field. His jersey No. 35 is retired at the UW.

Pat O'Dea (elected in 1962) was a kicker and fullback from 1896-99. "The Kangaroo Kicker," as he was called, was a two-time all-America punter and team captain.

Marty Below (elected in 1988) played right tackle for three seasons (1918, 22-23), earning all-America praise as a senior. "Below was the greatest lineman I ever played against," said Hall of Famer Red Grange.

Robert Butler (elected in 1972) was a three-year letterman at tackle and won all-conference (1912-13) and all-America (1913) laurels. He played pro football for Canton.

Dave Schreiner (elected in 1955) was a two-time all-America end and the Western Conference MVP after the '42 season. Schreiner has his No. 80 jersey retired by Wisconsin.


Pat Harder (elected in 1993), an all-America fullback, was the league's scoring and rushing champion in 1941. Harder was a three-time NFL scoring champ.



Kicker
Pat O'Dea



Fullback Pat Harder



End Dave Schreiner

Academic Honors

Academic All-Americans

First Team

- 1952 Bob Kennedy, G
- 1953 Alan Ameche, FB
- 1954 Alan Ameche, FB
- 1958 Jon Hobbs, FB
- 1959 Dale Hackbart, QB
- 1962 Pat Richter, E
- 1963 Ken Bowman, C
- 1972 Rufus Ferguson, RB
- 1982 Kyle Borland, LB
- 1987 Don Davey, DE
- 1988 Don Davey, DE
- 1989 Don Davey, DE
- 1990 Don Davey, DT

Second Team

- 1955 Pat Levenhagen, HB
- 1966 Bob Richter, LB
- 1980 Dave Mohapp, FB
- 1981 Dave Mohapp, FB
- 1982 Tim Stracka, E
- Matt VandenBoom, DB

Honorable Mention

- 1960 Henry Derleth, E

NCAA Post-Graduate Scholarship Winners

- 1966 Dave Fronek, S
- 1980 Tom Stauss, SE
- 1982 Dave Mohapp, FB
- 1983 Matt VandenBoom, DB

National Football Foundation Scholar-Athletes

- 1966 Dave Fronek, S
- 1979 Tom Stauss, SE

Rhodes Scholars

- 1927 Jefferson Burrus
- 1950 David Staiger

GTE/COSIDA ACADEMIC ALL-AMERICA HALL OF FAME


Two former Badger gridiron greats (fullback Alan Ameche and end Pat Richter) have been inducted into the GTE/CoSIDA Academic All-America Hall of Fame.

The Hall is one of the most prestigious academic organizations available to former collegiate student-athletes.

To gain admittance to the Hall, student-athletes must be former academic all-Americans who have distinguished themselves off the playing field after graduation.

Ameche, who played professionally after graduation, retired in Philadelphia after his career and became one of the city's philanthropic leaders. He was inducted in 1992.

Richter also played pro football before returning to the UW to earn his law degree. He worked at a Madison law firm and at the Oscar Mayer Corporation before his appointment as UW Director of Athletics.



Former Badger defensive lineman Don Davey, the only four-time academic all-American in university division history, accepts congratulations from GTE spokesperson Dick Enberg.

Academic All-Big Ten

1953	John Dixon, G	1983	Russ Belford, DB
1954	Pat Levenhagen, HB	1985	Craig Raddatz, LB
	Clarence Stensby, G	1987	Don Davey, DE
1955	Pat Levenhagen, HB		Andy Hartlieb, LB
1956	Pat Levenhagen, HB		Robert Newell, LB
1957	John Heineke, G		Tim Otto, OT
1958	Jerry Stalcup, G	1988	Jim Basten, C
	Bob Zeman, HB		Brad Brekke, P
1959	Henry Derleth, E		Don Davey, DE
	Dale Hackbart, QB		Andy Hartlieb, LB
1960	Henry Derleth, E		Robert Newell, LB
1961	Brian Moore, E		Tim Otto, OT
1962	Ron Carlson, E		Pete Underwood, LB
	Pat Richter, E	1989	Jim Basten, OG
1963	Ken Bowman, C		Brad Brekke, P
	Billy Smith, HB		Don Davey, DE
1966	Phil Peterson, G		Robert Newell, LB
	Eric Rice, DE		Brady Pierce, OT
	Bob Richter, LB	1990	Jim Basten, OG
1967	Wally Schoessow, G		Brad Brekke, P
1968	Wally Schoessow, G		Don Davey, DT
1971	Rufus Ferguson, TB		Robert Newell, LB
	Neil Graff, QB		Brady Pierce, OT
	Keith Nosbusch, G	1991	Matt Krueger, K
	Bob Strock, DE		Korey Manley, DB
1972	Rufus Ferguson, RB		Jeff Rasmussen, C
	Keith Nosbusch, G		Jay Simala, QB
1973	Gregg Bohlig, QB	1992	Korey Manley, DB
1974	Gregg Bohlig, QB		Matt Nyquist, FB
	Randy Frokjer, DE		Jeff Rasmussen, C
	Rick Koccek, G		Joe Rudolph, OG
1976	Jim Moore, C		Sam Veit, P
1977	Greg Barber, TE	1993	Jason Maniecki, DT
	Tom Kaltenberg, T		Matt Nyquist, TE
	Dan Schieble, DB		Joe Rudolph, OG
	Tom Stauss, B		Sam Veit, P
1978	David Charles, WR	1994	Chad Cascadden, OLB
	John Kiltz, P		Bryan Jurewicz, DT
	Jim Moore, C		Jason Maniecki, NG
	Tom Stauss, SE		Matt Nyquist, TE
1979	Tom Stauss, SE		Joe Rudolph, OG
	Tim Stracka, WR		Sam Veit, P
1980	Dave Mohapp, FB	1995	Bryan Jurewicz, DT
	Tim Stracka, SE		Jason Maniecki, DT
1981	Dave Mohapp, FB		Matt Nyquist, TE
	Matt VandenBoom, DB		Mike Rader, C
1982	Kyle Borland, LB		Ryan Sondrup, TE
	Tim Stracka, SE		
	Matt VandenBoom, DB		



Matt Nyquist was a three-time academic all-Big Ten selection and graduated from the UW-Madison with three majors from the School of Business.





Photo by David Slička

Defensive lineman Jason Maniecki was a three-time academic all-Big Ten selection. He also earned academic all-District IV honors from CoSIDA his final two seasons.




Center Mike Rader has already graduated from the UW-Madison in engineering. He is currently seeking his M.B.A. in finance. Rader was academic all-Big Ten in his first season as a starter in 1995.

Pro Football Draft

BADGERS ON NFL ROSTERS

Player	Pos.	1995 team
Chuck Belin	OL	St. Louis
Jason Burns	RB	Cincinnati
Chad Cascadden	LB	N.Y. Jets
Jeff Dellenbach	OL	New England
Don Davey	DT	Jacksonville
Lee DeRamus	WR	New Orleans
Terrell Fletcher	RB	San Diego
Kenny Gales	DB	Chicago
Paul Gruber	OL	Tampa Bay
Reggie Holt	DB	Green Bay
Brent Moss	RB	St. Louis
Nate Odomes	DB	Seattle
Joe Panos	OL	Philadelphia
Cory Raymer	OL	Washington
Michael Roan	TE	Houston
Rafael Robinson	DB	Seattle
Joe Rudolph	OL	Philadelphia
Mike Thompson	DL	Jacksonville
Dan Turk	OL	Oakland
Mike Verstegen	OL	New Orleans
Troy Vincent	DB	Miami



Al Toon

1937 NFL Draft

Ed Jankowski, Green Bay (1); John Golemeske, Brooklyn (6)

1939 NFL Draft

Howard Weiss, Detroit (2); Lynn Hovland, Green Bay (3); Vince Gavre, Green Bay (8); Roy Bellin, Green Bay (14)

1940 NFL Draft

Jack Murray, Brooklyn (6)

1941 NFL Draft

George Paskvan, Green Bay (1); Fred Gage, Detroit (17)

1942 NFL Draft

Tom Farris, Green Bay (9)

1943 NFL Draft

Dave Schreiner, Detroit (2); Paul Hirshbrunner, Chicago Cards (12); Pat Lyons, Chicago Bears (17); Lloyd Wasserbach, Green Bay (19); Mark Hoskins, Green Bay (20); Bob Baumann, Chicago Bears (22); George Makris, Green Bay (24); Bob Ray, Green Bay (28)

1944 NFL Draft

Pat Harder, Chicago Cardinals (1); Bob Hanzlik, Philadelphia (11); Pat Boyle, Chicago Bears (27); Len Seeliger, Pittsburgh (30)

1945 NFL Draft

Elroy Hirsch, Cleveland (1); Jack Mead, N.Y. Giants (5); Fred Negus, Cleveland (7); Jack Wink, N.Y. Giants (13); Ken Currier, Detroit (19); Frank Lopp, Detroit (27)

1946 NFL Draft

Rex John, Boston (10); Dick Loepfe, Chicago Cardinals (11)

1947 NFL Draft

Don Kindt, Chicago Bears (1); George Fuchs, L.A. Rams (13); Wally Dreyer, Chicago Bears (15); Clarence Esser, Chicago Cardinals (18); Earl Maves, Detroit (26)

1948 NFL Draft

Earl Girard, Green Bay (1); Clarence Self, Chicago Cardinals (10); Bob Rennebohm, Green Bay (10)

1948 AAFC Draft

Dick Loepfe, San Francisco (21); Bob Rennebohm, Buffalo (25); Earl Girard, N.Y. Yankees (27); Ben Bendrick, Baltimore (28)

1949 NFL Draft

Ben Bendrick, Chicago Bears (4); Hal Faverty, Chicago Bears (15)

1949 AAFC Draft

Ben Bendrick, N.Y. Yankees (11); Clarence Self, Cleveland (13)

Pro Football Draft

1950 NFL Draft

Bob Wilson, Cleveland (4); **Joe Kelly**, N.Y. Giants (13); **Hal Otterback**, Green Bay (17); **Gene Evans**, Green Bay (21)

1951 NFL Draft

John Simcic, Chicago Cardinals (15); **Bill Albright**, N.Y. Giants (20); **Bob Radcliffe**, Pittsburgh (27); **Ken Huxhold**, Chicago Cardinals (27); **Ed Withers**, Green Bay (30)

1952 NFL Draft

Marion Campbell, San Francisco (4); **Pat O'Donahue**, San Francisco (5); **Jerry Smith**, San Francisco (8); **Deral Teteak**, Green Bay (9); **Jim Hammond**, Texas (10); **John Coatta**, Green Bay (16); **Gene Felker**, Texas (19)

1953 NFL Draft

Bob Kennedy, Green Bay (6); **Charley Berndt**, Chicago Cardinals (10); **Harland Carl**, Chicago Bears (14); **Dave Suminski**, Washington (15)

1954 NFL Draft

Wendell Gulseth, N.Y. Giants (12); **Roger Dornburg**, Washington (13); **Jerry Witt**, Washington (19); **Jim Haluska**, Chicago Bears (30)

1955 NFL Draft

Alan Ameche, Baltimore (1); **Jim Temp**, Green Bay (2); **Norm**

Amundsen, Green Bay (6); **Ron Locklin**, N.Y. Giants (6); **Clarence Bratt**, Chicago Bears (12); **Jerry Cvangros**, L.A. Rams (21); **Bob Gingrass**, Philadelphia (27)

1956 NFL Draft

Bob Konovsky, Chicago Cardinals (7); **Charlie Thomas**, Green Bay (14); **Wells Gray**, Washington (16); **Dick Kolian**, Green Bay (27); **Jim Miller**, Chicago Cardinals (28)

1957 NFL Draft

Glenn Bestor, Green Bay (12); **Marty Booher**, Green Bay (27)

1958 NFL Draft

Danny Lewis, Detroit (6); **Rocco Cinelli**, Chicago Bears (11); **Sid Williams**, N.Y. Giants (11)

1959 NFL Draft

Bob Zeman, Cleveland (10); **Dick Teteak**, Green Bay (15); **Dave Kocourek**, Pittsburgh (19); **Jim Fraser**, Cleveland (21); **Lowell Jenkins**, Philadelphia (27)

1960 NFL Draft

Dale Hackbart, Green Bay (5); **Jerry Stalcup**, L.A. Rams (6); **Dan Lanphear**, Pittsburgh (8); **Jim Heineke**, San Francisco (16); **Bob Nelson**, Cleveland (20)

1960 AFL Draft

Dale Hackbart, Minneapolis (1); **Jim Heineke**, Dallas (1); **Bob Nelson**, Dallas (1); **Jerry Stalcup**, Minneapolis (1); **Bob Zeman**, L.A. Chargers (1); **Bob Nelson**, Oakland (Alt.)

1961 NFL Draft

Ron Miller, L.A. Rams (3); **Tom Wiesner**, Baltimore (16); **Jerry Stalcup**, Minnesota (Exp.)

1961 AFL Draft

Ron Miller, Houston (21); **Terry Huxhold**, Boston (27)

1962 NFL Draft

Jim Bakken, L.A. Rams (7); **Ron Staley**, Minnesota (17)

1963 NFL Draft

Pat Richter, Washington (1); **Gary Kroner**, Green Bay (7)

1963 AFL Draft

Pat Richter, Denver (10); **Gary Kroner**, N.Y. Titans (19); **Ron Vander Kelen**, N.Y. Titans (21); **Ron Carlson**, Buffalo (25)

1964 NFL Draft

Roger Pillath, Buffalo (3); **Jimmy Jones**, Chicago Bears (6); **Ken Bowman**, Green Bay (8); **Bob Johnson**, St. Louis (8)

Pro Football Draft

1964 AFL Draft

Roger Pillath, Buffalo (7); **Ken Bowman**, N.Y. Jets (10); **Jimmy Jones**, Denver (25)

1965 NFL Draft

Roger Jacobazzi, Green Bay (7); **Al Piraino**, Philadelphia (8); **Carl Silvestri**, St. Louis (16); **Fred Reichardt**, Baltimore (17); **Ralph Kurek**, Chicago Bears (20)

1965 AFL Draft

Jon Hohman, Denver (8); **Al Piraino**, Kansas City (11)

1966 NFL Draft

Tom Brigham, Detroit (10); **Bill Maselter**, Detroit (13); **Danny Lewis**, Atlanta (Exp.); **Carl Silvestri**, Atlanta (Exp.); **Ron Smith**, Atlanta (Exp.)

1966 AFL Draft

Mike London, San Diego (14); **Dave Kocourek**, Miami (Exp.)

1968 NFL Draft

Tom Domres, Houston (10); **Sam Wheeler**, Pittsburgh (12)

1969 NFL Draft

Lynn Buss, Philadelphia (9); **Tom McCauley**, Minnesota (10)

1970 NFL Draft

Mike McClish, Houston (8); **Joe Dawkins**, Houston (10); **Stu Voigt**, Minnesota (10)

1971 NFL Draft

Bill Gregory, Dallas (3); **Dan Crooks**, Atlanta (13)

1972 NFL Draft

Lance Moon, Atlanta (7); **Greg Johnson**, Miami (9); **Elbert Walker**, Kansas City (11); **Larry Mialik**, Atlanta (12); **Alan Thompson**, Dallas (14); **Neil Graff**, Minnesota (16); **Neovia Greyer**, N.Y. Giants (16); **Al Hannah**, Miami (16)

1973 NFL Draft

Robert Storck, L.A. Rams (12); **Rufus Ferguson**, Atlanta (16)

1974 NFL Draft

Mike Webster, Pittsburgh (5); **Mike Seifert**, Cleveland (13)

1975 NFL Draft

Jack Novak, Cincinnati (12)

1976 NFL Draft

Dennis Lick, Chicago Bears (1); **Steve Wagner**, Minnesota (5); **Terry Stieve**, New Orleans (6); **John Reimer**, Houston (14); **Neil Graff**, Seattle (Exp.)

1977 NFL Draft

John Rasmussen, New England (10)

1979 NFL Draft

Lawrence Johnson, Cleveland (2); **Ira Matthews**, Oakland (6)

1980 NFL Draft

Ray Snell, Tampa Bay (1); **Ray Sydnor**, Pittsburgh (3); **Tom Schremp**, N.Y. Jets (6)

1981 NFL Draft

Dave Ahrens, St. Louis (6)

1982 NFL Draft

Von Mansfield, Atlanta (5); **Jerry Doerger**, Chicago Bears (8); **Guy Boliaux**, Chicago Bears (11); **Dave Levenick**, Atlanta (12)

1983 NFL Draft

Matt VandenBoom, Buffalo (5); **Bob Winckler**, Washington (6); **Tim Stracka**, Cleveland (6); **David Greenwood**, New Orleans (8); **Tim Krumrie**, Cincinnati (10); **Mark Shumate**, Kansas City (10)

1984 NFL Draft

Randy Wright, Green Bay (6)

Pro Football Draft

1985 NFL Draft

Richard Johnson, Houston (1); **Al Toon**, N.Y. Jets (1); **Darryl Sims**, Pittsburgh (1); **Scott Bergold**, St. Louis (2); **Dan Turk**, Pittsburgh (4); **Jeff Dellenbach**, Miami (4); **Gary Ellerson**, Green Bay (7); **Kevin Belcher**, L.A. Raiders (7); **Ken Stills**, Green Bay (8); **Jim Melka**, Tampa Bay (12); **Bret Pearson**, San Diego (12)

1986 NFL Draft

Bob Landsee, Philadelphia (6)

1987 NFL Draft

Rick Graf, Miami (2); **Nate Odomes**, Buffalo (2); **Tim Jordan**, New England (4); **Michael Reid**, Atlanta (6); **Joe Armentrout**, Tampa Bay (9); **Craig Raddatz**, Cincinnati (9); **Bobby Taylor**, Miami (10); **Larry Emery**, Atlanta (12)

1988 NFL Draft

Paul Gruber, Tampa Bay (1); **Glenn Derby**, New Orleans (8); **Bud Keyes**, Green Bay (10); **Rod Lossow**, New England (10)

1989 NFL Draft

Todd Nelson, Phoenix (12)

1990 NFL Draft

Craig Hudson, Kansas City (10)

1991 NFL Draft

Don Davey, Green Bay (3); **Brady Pierce**, Minnesota (10)

1992 NFL Draft

Troy Vincent, Miami (1)

1993 NFL Draft

Chuck Belin, L.A. Rams (5)

1994 NFL Draft

Joe Panos, Philadelphia (3); **Mark Montgomery**, Philadelphia (7)

1995 NFL Draft

Cory Raymer, Washington (2); **Terrell Fletcher**, San Diego (2); **Mike Verstegen**, New Orleans (3); **Michael Roan**, Houston (4); **Mike Thompson**, Jacksonville (4); **Lee DeRamus**, New Orleans (6); **Kenny Gales**, Chicago (6)


1996 NFL Draft

Eric Unverzagt, Seattle (4); **Jason Maniecki**, Tampa Bay (5)

Round of selection in parentheses.

BADGER 1ST-ROUND NFL DRAFT PICKS

Year	Player (Team)
1937	Ed Jankowski (Packers)
1941	George Paskvan (Packers)
1944	Pat Harder (Chi. Cardinals)
1945	Elroy Hirsch (Browns)
1947	Don Kindt (Bears)
1948	Earl Girard (Packers)
1955	Alan Ameche (Colts)
1961	Pat Richter (Redskins)
1976	Dennis Lick (Bears)
1980	Ray Snell (Buccaneers)
1985	Al Toon (Jets)
1985	Richard Johnson (Oilers)
1985	Darryl Sims (Steelers)
1988	Paul Gruber (Buccaneers)
1991	Troy Vincent (Dolphins)



Troy Vincent


NFL Honors

Badger in the NFL Hall of Fame

Elroy "Crazylegs" Hirsch

1946-48 *Chicago Rockets*; 1949-57 *Los Angeles Rams*.

Highlights: 387 receptions for 7,029 yards, 60 touchdowns. Key part of Rams' revolutionary "three end" offense in 1949. Inducted into Hall of Fame in 1968.




Mike Webster played in nine Pro Bowls for the Pittsburgh Steelers.

Badgers in the Pro Bowl

- 1939 Milt Gantenbein, Green Bay
- Charles Goldenberg, Green Bay
- Eddie Jankowski, Green Bay
- 1951 Elroy Hirsch, L.A. Rams
- 1952 Elroy Hirsch, L.A. Rams
- Deral Teteak, Green Bay
- 1953 Pat Harder, Detroit
- Elroy Hirsch, L.A. Rams
- 1954 Don Kindt, Chicago
- 1955 Alan Ameche, Baltimore
- 1956 Alan Ameche, Baltimore
- Elroy Hirsch, L.A. Rams
- 1957 Alan Ameche, Baltimore
- 1958 Alan Ameche, Baltimore
- 1962 Dave Kocourek, San Diego
- Bob Zeman, Denver
- 1965 Jim Bakken, St. Louis
- 1967 Jim Bakken, St. Louis
- 1975 Jim Bakken, St. Louis
- 1976 Jim Bakken, St. Louis
- 1979 Mike Webster, Pittsburgh
- 1980 Mike Webster, Pittsburgh
- 1981 Mike Webster, Pittsburgh
- 1982 Mike Webster, Pittsburgh
- 1983 Mike Webster, Pittsburgh
- 1984 Mike Webster, Pittsburgh
- 1985 Mike Webster, Pittsburgh
- 1986 Mike Webster, Pittsburgh
- 1988 Mike Webster, Pittsburgh
- 1988 Tim Krumrie, Cincinnati
- 1989 Paul Gruber, Tampa Bay
- Tim Krumrie, Cincinnati
- 1990 Paul Gruber, Tampa Bay
- 1992 Paul Gruber, Tampa Bay
- Nate Odomes, Buffalo
- 1993 Nate Odomes, Buffalo

Badgers in the Super Bowl


- 1967 Ken Bowman, Green Bay
- 1968 Ken Bowman, Green Bay
- Dave Kocourek, Oakland
- 1970 Dale Hackbart, Minnesota
- Stu Voigt, Minnesota
- 1971 Bill Gregory, Dallas
- 1972 Bill Gregory, Dallas
- 1974 Stu Voigt, Minnesota
- 1975 Stu Voigt, Minnesota
- Mike Webster, Pittsburgh
- 1976 Mike Webster, Pittsburgh
- 1976 Bill Gregory, Dallas
- 1977 Stu Voigt, Minnesota
- 1978 Larry Canada, Denver
- 1978 Bill Gregory, Dallas
- 1979 Mike Webster, Pittsburgh
- 1980 Mike Webster, Pittsburgh
- 1981 Ira Matthews, Oakland
- Steve Wagner, Philadelphia
- 1985 Jeff Dellenbach, Miami
- 1989 Tim Krumrie, Cincinnati
- 1991 Nate Odomes, Buffalo
- 1992 Nate Odomes, Buffalo
- 1993 Nate Odomes, Buffalo




Paul Gruber

All-Big Ten

1906	Ewald Stiehm, C	1938	Jack Murray, C	1977	Dennis Stejskal, DE
1907	John Messmer, G		Howard Weiss, FB	1979	Dave Mohapp, FB
1908	John Messmer, G	1939	George Paskvan, FB		Ray Snell, OT
	Harlan Rogers, E	1940	George Paskvan, FB	1980	Tim Krumrie, NG
	Oscar Ostoff, T	1941	Dave Schreiner, E	1981	Dave Greenwood, DB
	Jack Wilce, FB		Pat Harder, FB		Tim Krumrie, NG
1909	James Dean, E	1942	Dave Schreiner, E		Dave Mohapp, FB
	Bill Mackmiller, G		Pat Harder, FB		Darryl Sims, DT
1910	James Dean, E		Fred Negus, C		Matt VandenBoom, DB
1911	Ed Hoeffel, E		Elroy Hirsch, HB	1982	Dave Greenwood, DB
	R.E. Branstad, T	1945	Clarence Esser, T		Tim Krumrie, NG
	A.L. Buser, T	1947	Bob Wilson, C/E		Darryl Sims, DT
	H.S. Ofstie, E	1949	Bob Wilson, C/E		Matt VandenBoom, DB
	John Moll, QB	1951	John Coatta, QB		Bob Winckler, OT
	Al Tandberg, FB	1952	Alan Ameche, B	1983	Jim Melka, LB
1912	Ed Hoeffel, E		Dave Suminski, T		Al Toon, WR
	H.S. Ofstie, E		Bob Kennedy, G	1984	Jeff Dellenbach, OT
	Al Tandberg, FB		George O'Brien, G		Richard Johnson, DB
	Edward Samp, T	1953	Alan Ameche, B		Darryl Sims, DT
	Max Gelein, G		George O'Brien, G		Al Toon, WR
	Ray Keeler, G	1954	Alan Ameche, B	1985	Bob Landsee, OG
	Robert Butler, T		Gary Messner, G	1986	Michael Reid, LB
	Edmund Gillette, QB		George O'Brien, G		Nate Odomes, DB
	John VanRiper, HB	1958	Jerry Stalcup, G	1987	Paul Gruber, OT
1913	Ray Keeler, G		Dick Teteak, C	1990	Don Davey, DT
	Robert Butler, T	1959	Dale Hackbart, B	1991	Troy Vincent, DB
1914	Howard Buck, T		Dan Lanphear, T	1992	Chuck Belin, OG
1915	Howard Buck, T		Jerry Stalcup, G		Gary Casper, LB
	Dow Beyers, HB	1961	Pat Richter, E		Lamark Shackerford, NG
1916	Paul Meyers, E	1962	Pat Richter, E		Rich Thompson, K
1917	W.M. Kelly, E		Ron VanderKelen, QB	1993	Darrell Bevell, QB
	Eber Simpson, QB	1963	Louis Holland, LB		Jeff Messenger, CB
1919	Paul Meyers, E	1966	Bob Richter, LB		Brent Moss, RB
1920	Frank Weston, E	1967	Ken Criter, LB		Joe Panos, OT
1921	Alvah Elliott, HB		Tom Domres, T		Cory Raymer, C
1922	Marty Below, T	1968	Ken Criter, LB		Michael Roan, TE
	Gustaf Tebell, E	1970	Bill Gregory, E		Joe Rudolph, OG
	Rollie Williams, QB		Chuck Winfrey, LB		Lamark Shackerford, NG
1923	Marty Below, T	1971	Rufus Ferguson, RB	1994	Jeff Messenger, DB
	Merrill Taft, FB	1972	Rufus Ferguson, RB		Cory Raymer, C
1925	Doyle Hamilton, HB		Dave Lokanc, LB		Joe Rudolph, OG
1927	Ed Crofoot, HB	1973	Billy Marek, RB		Mike Thompson, DT
1928	Rube Wagner, T		Mike Webster, C		Mike Verstegen, OT
1929	John Parks, G	1974	Dennis Lick, OT	1995	Tarek Saleh, DE
1930	Milo Lubratovich, T		Billy Marek, RB		
	Greg Kabat, G		Jack Novak, E		
1931	Greg Kabat, G	1975	Dennis Lick, OT		
1932	Greg Kabat, G		Billy Marek, RB		
			Terry Stieve, OT		



Robert Butler



Gary Casper

Only first-team all-Big picks (by the coaches or media) are listed.

Team Awards

Jimmy Demetral MVP Award

Presented annually to the player most instrumental to the success of the team, as selected by his teammates.

- 1926 Jefferson Burrus, E
- 1927 Ed Crofoot, HB
- 1928 Bo Cuisinier, QB
- 1929 Harold Rebholz, FB
- 1930 Ernie Lusby, HB
- 1931 Harold Smith, T
- 1932 Mickey McGuire, HB
- 1933 Robert Schiller, HB
- 1934 Milt Kummer, G
- 1935 Ed Jankowski, FB
- 1936 Ed Jankowski, FB
- 1937 Howard Weiss, FB
- 1938 Howard Weiss, FB
- 1939 George Paskvan, FB
- 1940 George Paskvan, FB
- 1941 Pat Harder, FB
- 1942 Dave Schreiner, E
- 1943 Joe Keenan, C
- 1944 Clarence Esser, T
- 1945 Clarence Esser, T
- 1946 Fred Negus, C
- 1947 Bob Wilson, C
- 1948 Bob Wilson, C
- 1949 Bob Wilson, C
- 1950 Bob Radcliffe, LB
- 1951 Hal Faverty, E
- 1952 Dave Suminski, T
- 1953 Alan Ameche, FB
- 1954 Alan Ameche, FB
- 1955 Wells Gray, T
- 1956 David Howard, E
- 1957 Daniel Lewis, HB
- 1958 Dick Teteak, C
- Jon Hobbs, FB
- 1959 Jerry Stalcup, G
- 1960 Tom Wiesner, FB
- 1961 Ron Miller, QB
- 1962 Ron Vander Kelen, QB
- 1963 Jim Pernel, LB
- 1964 Carl Silvestri, LB
- 1965 Tom Bringham, DB
- 1966 Bob Richter, LB
- 1967 Tom Domres, DT
- 1968 Ken Criter, LB
- 1969 Stu Voigt, TE
- 1970 Chuck Winfrey, LB
- 1971 Neil Graff, QB

- 1972 Rufus Ferguson, TB
- 1973 Mike Webster, C
- 1974 Gregg Bohlig, QB
- 1975 Billy Marek, TB
- 1976 Mike Carroll, QB
- 1977 Dave Crossen, LB
- 1978 Mike Kalasmiki, QB
- 1979 Tom Stauss, WR
- 1980 Dave Ahrens, LB
- 1981 Dave Levenick, LB
- 1982 Randy Wright, QB
- 1983 Al Toon, WR
- 1984 Al Toon, WR
- 1985 Larry Emery, TB
- 1986 Michael Reid, LB
- 1987 Paul Gruber, OT
- 1988 David Wings, LB
- 1989 Tim Knoeck, OLB
- 1990 Don Davey, DT
- 1991 Troy Vincent, DB
- 1992 Gary Casper, LB
- 1993 Brent Moss, RB
- 1994 Terrell Fletcher, RB
- 1995 Darrell Bevell, QB
- Eric Unverzagt, LB

- 1975 Dave Anderson
- 1976 Tim McConnell
- 1977 Terry Breuscher
- 1978 Dan Schieble
- 1979 Tom Stauss
- 1980 Joe Rothbauer
- 1981 Matt VandenBoom
- 1982 Kyle Borland
- Tim Stracka
- 1983 Steve Fritz
- 1984 Russ Belford
- 1985 Brian Hoffman
- 1986 Michael Reid
- 1987 Rodney Lossow
- 1988 Andy Hartlieb
- 1989 Tim Knoeck
- 1990 Don Davey
- 1991 Jerry Huggett
- 1992 Korey Manley
- 1993 Scott Nelson
- 1994 Joe Rudolph
- 1995 Matt Nyquist, TE

Wayne Souza Award

Presented annually to the offensive player who has contributed to the team's success to the best of his abilities. It is based upon improvement, attitude and willingness to help the program in all areas, both on and off the field.

- 1979 Joe Rothbauer, C
- 1980 John Williams, RB
- 1981 Jerry Doerger, OL
- 1982 Al Toon, WR
- 1983 Michael Jones, WR
- Chris Osswald, OG
- 1984 Bob Landsee, OG
- 1985 Paul Gruber, OT
- 1986 Brian Anderson, TE
- 1987 Marvin Artley, RB
- 1988 Todd Nelson, OG
- 1989 Craig Hudson, TE
- 1990 David Senczysyn, OL
- 1991 Tom Browne, WR
- 1992 Joe Panos, OL
- 1993 Darrell Bevell, QB
- 1994 Tony Simmons, WR
- 1995 Michael London, WR

Ivan Williamson Scholastic Award


Presented annually to a player who has been exemplary in the areas of scholarship and sportsmanship.

- 1955 Wells Gray
- 1956 William Lowe
- 1957 John Heineke
- 1958 Sidney Williams
- 1959 Robert Zeman
- 1960 Gerald Kulcinski
- 1961 David Bichler
- 1962 Gary Kroner
- 1963 Bob Johnson
- 1964 James Hennig
- 1965 Louis Jung
- 1966 Eric Rice
- 1967 John Boyajian
- 1968 Lynn Buss
- 1969 Brad Monroe
- 1970 Gary Buss
- 1971 Terry Whittaker
- 1972 Keith Nosbusch
- 1973 Christopher Davis
- 1974 Gary Dickert

Jay Seiler Award

Presented annually to the defensive player who has contributed to the team's success to the best of his abilities. It is based upon improvement, attitude and willingness to help the program in all areas, both on and off the field.

- 1979 Larry Spurlin, LB
- 1980 Von Mansfield, DB
- 1981 Mark Shumate, DT
- 1982 Jody O'Donnell, LB
- 1983 Craig Raddatz, LB
- 1984 Tim Jordan, OLB
- 1985 Michael Boykins, NG
- Charlie Fawley, LB
- 1986 Richard Teets, DT
- 1987 David Wings, LB
- 1988 LaMarr White, DB
- 1989 Malvin Hunter, LB
- 1990 Malvin Hunter, OLB
- 1991 Duer Sharp, OLB
- 1992 L. Shackerford, NG
- 1993 Jeff Messenger, DB
- 1994 Jamel Brown, DB
- 1995 Tarek Saleh, DE



Michael London won the 1995 Wayne Souza Award.

Team Awards

Scout Team Offensive MVP

Presented annually to the offensive player who excelled on the scout team in preparing the defense for each week's game.

1990	Jay Simala, QB
1991	Theo Carney, RB
1992	Robert Nelson, RB
1993	Royce Roberson, RB
1994	Dirk Stanger, QB
1995	Eric Grams, TE

Scout Team Defensive MVP

Presented annually to the defensive player who excelled on the scout team in preparing the offense for each week's game.

1990	Dan Kapke, OLB
1991	Terry Glavin, LB
1992	Al Gay, DL Rod Spiller, DL
1993	Haywood Simmons, DL
1994	Royston Jones, LB
1995	Rob Roell, DE

Special Teams MVP

Presented annually to the most valuable player on the special teams, as selected by the coaches.

1990	Rich Thompson, K
1991	Korey Manley, DB
1992	Vince Zullo, WR
1993	Jeff Wirth, FB
1994	Chad Cascadden, OLB
1995	Tom Burke, DE

NATIONAL W CLUB HALL OF FAME



Fullback Alan Ameche (left) and halfback Elroy "Crazylegs" Hirsch were inaugural members of the National W Club's Hall of Fame.

1991

Alan Ameche
Buck Backus
Rolland Barnum
Cindy Bremser
Milt Bruhn
Howard Buck
Omar Crocker
Gene Englund
Charles Fenske
Bud Foster
Don Gehrmann
Carrie Graves
Pat Harder
Elroy Hirsch
Mark Johnson
Tom Jones
Lee Kemp
John Kotz
Harvey Kuenn
George Levis
Pat Matzdorf
Walter Meanwell

Arlie Mucks, Sr.
Pat O'Dea
Don Rehfeldt
Pat Richter
Harlan Rogers
Dave Schreiner
Chris Steinmetz
John Walsh
Howard Weiss
Fred Westphal
Rollie Williams
Ivan Williamson
Robert Wilson

1992

Marty Below
Robert Butler
Bobby Cook
D'Lynn Damrom
Mike Eaves
Eddie Jankowski
Bob Johnson
Wally Mehl

Art Nielsen, Sr.
Gene Rankin
Woodie Swancutt
Ed Withers

1993

Ray Arrington
Cathy Branta
Rufus Ferguson
Lloyd Larson
Cliff Lutz
Charles McGinnis
John Messmer
Pat O'Donahue
George Paskvan
Rolf Poser
Guy Sundt
Charles Walter

1994

Eddie Cochems
John Gerlach
Billy Marek

Ab Nicholas
John Roberts
Harry Stuhldreher
Rose Thomson
Frank Weston


1995

Russ Hellickson
Greg Kabat
Jim Mott
Ted Shaw
Otto Stangel
Ed Templin
Al Toon
Mike Webster


1996

Oscar Damman
Suzy Favor
Dale Hackbart
Mickey McGuire
Bob Poser

All-Star Games



Linebacker Eric Unverzagt



Cornerback Kenny Gales

East-West Game

(San Francisco, Calif.)

- 1927 Austin Straubel, T
Earl Wilke, C
- 1928 Rube Wagner, T
- 1930 Milt Gantenbein, E
Milo Lubratovich, T
- 1932 Russ Rebholz, HB
- 1935 Mario Pacetti, G
- 1937 Ed Jankowski, FB
- 1939 Howard Weiss, FB
- 1943 Dave Schreiner, E
- 1945 Earl Girard, QB
Jack Mead, E
- 1948 Earl Maves, HB
- 1950 Joe Kelly, LB
- 1951 Gene Felker, DE
James Hammond, FB
Jerry Smith, T
- 1956 Pat Levenhagen, HB
- 1957 Bill Gehler, G
Dan Lewis, RB
- 1958 Jon Hobbs, FB
Dick Teteak, C
Sidney Williams, QB
- 1961 Tom Wiesner, FB
- 1962 Ron Miller, QB
- 1963 Ken Bowman, C
Roger Pillath, T
- 1964 Jon Hohman, OG
Jimmy Jones, LE
- 1967 Tom Domres, DT
- 1970 Bill Gregory, DT
- 1973 Mike Seifert, DT
Mike Webster, C
- 1974 Jack Novak, TE
- 1975 Dennis Lick, OT
- 1978 Lawrence Johnson, DB
- 1979 Ray Sydnor, TE
- 1982 Bob Winckler, OT
- 1984 Scott Bergold, DT
Richard Johnson, DB
Jim Melka, LB
- 1986 Nate Odomes, DB
- 1991 Troy Vincent, DB
- 1993 Joe Panos, OT
- 1994 Cory Raymer, C
Joe Rudolph, OG
Mike Thompson, DT
Barry Alvarez, Coach
- 1995 Eric Unverzagt, LB

Japan Bowl

(Tokyo, Japan)

- 1976 Dennis Lick, OT
Steve Wagner, DB
- 1979 Lawrence Johnson, DB
- 1980 Tom Schremp, DT
- 1981 Dave Mohapp, FB
- 1982 Matt VandenBoom, S
Ron Versnik, C
Bob Winckler, OT
- 1984 Darryl Sims, DT
Al Toon, WR
Dan Turk, C
- 1985 Bob Landsee, OL
- 1990 Don Davey, DT
- 1991 Troy Vincent, DB
- 1992 Chuck Belin, OL
Barry Alvarez, Coach

Blue-Gray Game

(Montgomery, Ala.)

- 1939 Roy Bellin, HB
Vince Gavre, QB
Lynn Hovland, G
- 1940 Dick Embick, G
- 1942 Paul Hirsbrunner, T
- 1944 Frank Lopp, T
- 1946 George Fuchs, QB
- 1948 Wally Dreyer, HB
- 1950 Bob Petruska, QB
- 1951 Pat O'Donahue, DE
Rollie Strehlow, HB
- 1955 Jim Haluska, QB
- 1958 Jim Fraser, G
- 1960 Ron Perkins, G
- 1966 Tony Loukas, OG
Bob Richter, LB
- 1969 Stu Voigt, TE
- 1971 Neil Graff, QB
Alan Thompson, FB
- 1973 Mike Seifert, DT
- 1975 Terry Stieve, OG
- 1976 Ron Egloff, TE
- 1978 Greg Gordon, DB
Jim Moore, C
- 1982 Tim Stracka, WR

All-Star Games

1983 Mike Herrington, LB
Brian Marrow, DB
Randy Wright, QB
1986 Tim Jordan, DE
Nate Odomes, DB
1987 Glenn Derby, OG
Rod Lossow, C
1988 Todd Nelson, OG
1990 Brady Pierce, OT
1995 Jason Maniecki, DT
Matt Nyquist, TE
Barry Alvarez, Coach
Kevin Cosgrove, Coach

Chicago Tribune All-Star Game (Chicago, Ill.)

1937 John Golemgese, T
Ed Jankowski, FB
1939 Lynn Hovland, G
Howard Weiss, FB
1941 George Paskvan, FB
1942 Tom Farris, QB
1943 Len Calligaro, B
Bobby Dierks, QB
Tom Farris, QB
Pat Harder, FB
1945 Frank Lopp, T
1946 Pat Harder, FB
Frank Hekkers, T
Elroy Hirsch, RB
Jack Mead, E
Evan Vogds, G
1947 Clarence Esser, T
Fred Negus, C
1948 Earl Girard, QB
Earl Maves, HB
1949 Ben Bendrick, FB
1952 Hal Faverty, E/LB
Pat O'Donahue, E
1955 Alan Ameche, FB
James Temp, E
1956 John Dittrich, G
Jim Haluska, QB
1960 Jerry Stalcup, G
1963 Pat Richter, E
Ron Vander Kelen, QB
1964 Ken Bowman, C
Roger Pillath, T
Bill Gregory, DT


1974 Mike Webster, C
1975 Dennis Lick, OT
Steve Wagner, DB

Hula Bowl (Honolulu, Hawaii)

1950 Joe Kelly, LB
1952 Gene Felker, DE
1959 Dick Teteak, C
1960 Jim Heineke, T
Jerry Stalcup, G
1961 Tom Wiesner, FB
1962 Ron Miller, QB
1963 Pat Richter, E
Ron Vander Kelen, QB
1964 Ken Bowman, C
Roger Pillath, OT
1965 Jon Hohman, OG
Jim Jones, E
1967 Eric Rice, DE
1969 Ken Criter, LB
1971 Bill Gregory, DT
1973 Rufus Ferguson, RB
1974 Mike Webster, C
1975 Jack Novak, TE
1976 Dennis Lick, OT
1979 Ray Snell, OT
1980 Dave Ahrens, LB
1981 Dave Mohapp, FB
1982 Tim Krumrie, NG
1984 Jeff Dellenbach, OL
Al Toon, WR
1987 Paul Gruber, OL
1992 Chuck Belin, OL
1993 Lamark Shackerford, NG
1994 Jeff Messenger, DB
Michael Roan, TE
Mike Thompson, DT

Senior Bowl (Mobile, Ala.)

1950 Gwynn Christensen, FB
Hal Otterback, T
Bob Radcliffe, LB
1952 John Coatta, QB
Hal Faverty, E/LB



Guard Joe Rudolph

1954 Alan Ameche, FB
Norm Amundsen, OG
1956 John Dittrich, OT
Jim Haluska, QB
1960 Dave Kocourek, E
1968 Tom Domres, DT
1972 Alan Thompson, FB
1974 Mike Webster, C
1976 Terry Stieve, OG
1979 Ray Snell, OT
1981 Von Mansfield, DB
1982 Tim Stracka, TE
1984 Scott Bergold, DT
1987 Glenn Derby, OG
1988 Todd Nelson, OG
1990 Don Davey, DT
1993 Mark Montgomery, FB
Joe Panos, OT
1994 Terrell Fletcher, RB
Kenny Gales, DB
Mike Verstegen, OT
1995 Jason Maniecki, DL

Boldface indicates game MVP

Heisman Trophy

BADGERS IN THE HEISMAN TROPHY RACE


1938	Howard Weiss, 6th
1942	Dave Schreiner, 10th
1953	Alan Ameche, 6th
1954	Alan Ameche, 1st
1959	Dale Hackbart, 7th
1962	Pat Richter, 6th
1962	Ron Vander Kelen, 9th

AMECHE'S AWARD WINNING SEASON

Game	Att.	Yards	TD
Marquette	18	107	1
Mich. State	17	127	1
Rice	21	90	2
Purdue	18	73	1
Ohio State	16	42	0
Iowa	26	117	1
N'western	17	59	1
Illinois	0	0	0
Minnesota	13	26	2

WHY WAS HE CALLED "THE HORSE?"

In 1953, when the rules made it necessary to be an all-purpose player, Ameche was a workhorse in the drills. His ability to play 55 minutes or more per game in 1953 created his nickname, "The Iron Horse." It was later shortened to "The Horse."



The 1954 Heisman Trophy winner, Wisconsin's Alan "The Horse" Ameche.

Alan Ameche

'54 Heisman Trophy winner

Alan Ameche, the bruising fullback from Kenosha, Wis., is the only Badger football player to win the Heisman Trophy, given to college football's top player.

Ameche, a two-time all-American, won the trophy in 1954 after rushing for 641 yards and nine touchdowns.

Additionally, he made first-team all-America squads by the Football Writers' Association, *Look*, NEA, Paramount News, All-Academic, Athletic Publications, *Catholic Weekly* and UNICO (National Italian Association). He was also named United Press National Back-of-the-Year as a senior.


The Big Ten's leading rusher twice in his career, Ameche brought much distinction and honor to the UW. He was an academic all-American as a junior and senior. Ameche also became the first Badger to earn membership in the CoSIDA Academic All-America Hall of Fame. He was inducted in 1992.

Nicknamed "The Horse" for his rugged running style, Ameche left Wisconsin as the NCAA's career rushing leader. His 3,345 yards are currently fourth in Wisconsin history. Ameche led the Badgers to a 26-8-3 record during his career and a berth in the 1953 Rose Bowl.

AMECHE'S CAREER RUSHING TOTALS

Year	Att.	Yards	Avg.	TD	Lg
1951	157	824	5.2	4	64
1952	233	1,079	4.6	7	43
1953	165	801	4.8	5	41
1954	146	641	4.4	9	47
Career	701	3,345	4.8	25	64

Lettermen



Darrell Bevell rewrote the Wisconsin record book for passing.

A

Abbott, Allen	1900,01,02,03
Ace, Norris	1951
Ackert, James	1944
Adam, Tyler	1990,91,92,93
Adamov, Bob	1995
Addy, Henry	1976
Ahara, Edwin	1890,91
Ahrens, Dave	1977,78,79,80
Alberts, Rodger	1964,65
Albright, Edward	1968,69,70
Albright, William	1948,49,50
Alexander, Arthur H.	1911,12,13
Alexander, Brian	1995
Alexander, Walter A.	1894,95,99
Alford, Harry	1969
Allen, John	1957
Allen, Maynard	1906
Altmann, Robert	1957,58,59
Ambrose, Steven	1955,56
Ameche, Alan	1951,52,53,54
Amundsen, Norman	1953,54
Anderson, Ashley	1941,42,46
Anderson, Brian	1985,86,87,88
Anderson, Dave	1975
Anderson, Dave	1994,95
Anderson, Earl	1895,97,98,99
Anderson, Ross	1978,79,80
Anderson, Sidney	1909
Andrykowski, Ervin	1951,52
Anthony, Thomas	1960
Anthony, Todd	1993
Antonie, William	1987,88,89
Apkarian, Gregory	1973
Armentrout, Joe	1983,84,85,86
Armstrong, Brett	1981,82,83
Arneson, Dave	1983,84
Arpin, H.A.	1911
Artley, Marvin	1985,86,87,88
Ashby, Solomon	1986
Atkinson, W.	1896
Aulik, David	1965
Austin, Tim	1972

B

Bachhuber, James	1972,73
Bachman, J. Cary	1951
Backus, August	1928,29
Baer, Richard	1960,61
Baffico, Steve	1994,95
Bahlow, Ed	1944
Bailey, Raymond	1975,76
Baine, W.M.	1903
Ballweg, Charles	1970
Bakken, Jim	1959,60,61
Banaszak, John	1987,88,89
Bandor, Gary	1965
Bangert, Donald	1960

Barber, Greg	1976,77,78
Barker, Mike	1990
Barkley, Matt	1990
Barnes, Harry	1920
Barnum, Rolland	1924,25,26
Baron, Daniel	1972
Barr, Wallace	1919,20,22
Barryman, C.	1895
Barrios, Richard	1972,73
Barth, George	1892
Bartholomew, Ken	1928
Basten, Jim	1988,89,90
Batsch, Dan	1987,88,89,90
Baumann, Robert	1940,41,42
Baxter, Richard	1982,83
Becker, Michael	1972,74
Becker, Robert	1933,34
Beddell, M.	1898
Begel, William	1931
Behr, Samuel	1928,29,30
Belcher, Kevin	1982,83,84
Belin, Chuck	1989,90,91,92
Bellford, Russ	1983,84
Bellile, Ken	1938
Bellin, Roy	1936,37,38
Bellows, Frank	1912,13,14
Below, Martin	1918,22,23
Bender, John	1933,34
Bendrick, Ben	1945,46,47,48
Bennett, Tom	1946,47,48
Bennett, Steve	1948,49
Benninger, Michael	1973,74
Bentson, Harold	1923
Benz, Fred	1935,36,37
Benzschawel, Scott	1985,87
Berg, David	1965,66
Berg, M.J.	1916
Berger, Louis	1912
Bergold, Scott	1982,83,84
Bernard, Giscard	1994,95
Berndt, Charles	1950,51,52

Bernet, Lee	1962,63,64
Berriman, Daniel	1982
Bertke, Wilson	1902,03,04
Bestor, Glenn	1955,56
Bestor, Scott	1986,87,88
Bevell, Darrell	1992,93,94,95
Beyers, Dow	1915
Bichler, David	1960,61
Bieberstein, Adolph	1922,23,24
Bingham, James	1933
Binish, Stanley	1928,29
Blackbourne, Lisle	1946,47,48,49
Blackburn, Bill	1889
Blackman, Thane	1923,24,25
Blackmun, Gil	1956
Blair, E.R.	1899
Blake, Rex	1967,68
Blaskowski, Curt	1978,79,80
Bleyer, Charles	1906
Bliss, Donald	1965,66,67
Bloedorn, Arthur	1956
Bobo, Frederick	1985,86
Boggs, Bryn	1995
Bohlig, Gregg	1972,73,74
Boliaux, Guy	1978,79,80,81
Bondi, Hobart	1917
Boodry, Kevin	1976
Booher, Martin	1953,54,56
Booker, Earl	1979,80,82
Boots, Richard	1966
Bonner, Brian	1983,84,85
Borders, John	1967,68
Borgerding, Mike	1977
Borland, Kyle	1979,80,81,82
Bosold, Edward	1971,72,73
Bourne, Jim	1990,91,92
Botham, Richard	1944
Bowers, Dale	1946
Bowman, Kenneth	1961,62,63
Boyajian, John	1966,67
Boyke, Scott	1989

Boykins, Michael	1983,84,85,86
Boyle, F.E.	1907,08
Boyle, Pat	1941,42
Brader, James	1918,19,20,21
Bradley, Henry	1898
Brady, Donny	1993,94
Braker, Thomas	1977,78,79
Branaman, Lance	1983,84,85
Brandstat, R.	1910,11
Brandt, Harold	1962,63,64
Brandt, William	1974,75
Bratt, Clarence	1953,54
Bratton, Charles	1930,31
Braun, Robert	1971,72,73
Breckenridge, William	1912,14
Brekke, Brad	1988,89,90
Brekke, Michael	1987
Breuscher, Terry	1976,77
Brewer, Chester	1896
Brhely, Michael	1978
Bridgeman, John	1955,56
Brigham, Thomas	1964,65
Bright, George	1910,11,12
Briggs, Thomas	1968
Brin, Michael	1995
Brindly, Thaddeus	1904,05
Brockett, John	1966
Brodhagen, Eugene	1936,37,38
Bronson, Paul	1940,41
Brooks, W.L.	1889
Brown, Aaron	1989,90,91,92
Brown, Clarence	1968
Brown, Jamel	1991,92,93,94
Browne, Tom	1990,91
Browning, Keith	1986
Bruce, Andrew	1889,90,91
Bruhn, Peter	1962
Brumder, W.C.	1889
Brumm, Roman	1918,21
Brunston, Jevon	1993
Bryan, Mike	1991,92
Bucci, Frank	1933
Bucciarelli, Gale	1965,66
Buck, Howard	1913,14,15
Budde, John	1935
Budde, Robert	1982
Bunge, G.C.	1919,20,21
Bunge, George W.	1893,94
Bunker, Eugene	1909,10
Burgess, Yusef	1990,91,92,93
Burke, Tom	1995
Burks, Archie Roy	1950,51,52
Burks, David	1987,88
Burney, Richard	1979
Burns, Jason	1991,92,93,94
Burrus, Jefferson	1924,25,26
Burt, Charles	1965,67
Burt, Michael	1975,77,78
Buser, Alfred	1910,11,12
Bush, James	1902,03,04,06
Buss, Gary	1968,69,70
Buss, Lynn	1966,67,68
Buss, Ronald	1970,71,72

Lettermen

Buss, Terry 1973,74,75
Butler, Nathaniel 1968,69,70
Butler, Robert 1911,12,13

C

Cabral, Armand 1977,78,79
Callahan, Russell 1934
Calligaro, Len 1941,42
Cameron, Don 1925,26,27
Cammatt, Stuart 1977
Campbell, Joe 1944
Campbell, LaMar 1994,95
Campbell, Tyrone 1989
Canada, Larry 1973,74,75,76
Canny, Thomas 1952
Canonie, Tony 1966
Cantrell, Branden 1994,95
Carl, DuWayne 1957
Carl, Harland 1951,52,53
Carlson, Ronald 1956,57
Carney, Theo 1992,93,94
Carolan, Penn 1943
Carpenter, Charles 1916,17,19
Carr, Kemal 1983,84
Carroll, Mike 1975,76
Carter, Daryl 1993,94,95
Carter, Fred 1910
Cascadden, Chad 1993,94
Case, Charles 1892
Casey, George 1928,29,30
Casey, Michael 1978,79
Casper, Gary 1989,90,91,92
Castle, Lewis 1912
Castro, Cayetano 1993,94,95
Catlin, Mark 1930,31
Cavill, Michael 1966,67,68
Cepicky, Scott 1984,85,86,87
Chaconas, George 1990
Chamberlain, Alonzo 1898,99,00,03
Chamberlain, H.R. 1898,99
Chambers, C.C. 1911
Chandler, Patrick 1967
Chaney, Charles 1945
Charles, David 1976,77,78
Chavez, Phil 1993
Christensen, Gwynn 1948,49
Christenson, Dennis 1978,79
Christianson, Carl 1921
Christianson, Edward 1934,35,36
Christian, Richard 1975,76
Chryst, George 1957,58
Chryst, Paul 1986,87,88
Cibik, Vince 1938
Cinelli, Rocco 1956
Cisler, James 1986
Clark, B.N. 1889
Clark, F. 1903,04,06
Clark, John 1964
Clarke, Robert 1943
Clauss, Joseph 1935,36

Clawson, Larry 1973
Claypool, Tywin 1989
Cleary, Pat 1990
Coatta, John 1949,50,51
Cochems, Ed 1897,98,99,00,01
Cochems, Henry 1894
Cohee, Kevin 1977,78
Cole, Jess 1980,81
Cole, Wallace 1926
Cole, Walter 1935,36,37
Coleman, Harry H. 1891
Collias, Nicholas 1944,47,48
Collins, Pat 1974,75,76
Collins, William 1918,1919,20
Collins, Willie 1981
Commander, Azree 1994,95
Comstock, N. 1894,95,96,97,98
Cone, Robert 1939
Connor, Charles 1943
Connor, Gordon 1926,27,28
Connors, Phillip 1972
Conry, Clifford 1928
Cooper, F. 1907
Cooper, Myron 1956,57
Corcoran, Gordon 1957
Cory, W. 1896
Cox, John 1977
Cox, T.A. 1944,46,47,48
Craine, James 1952
Cramer, Herbert 1916
Crawford, Lionell 1988,89,90,92
Crenshaw, T.P. 1892
Criter, Kenneth 1966,67,68
Crofoot, Edwin 1925,26,27
Crooks, Daniel 1969,70
Crossen, David 1975,76,77,78
Cuccia, Henry 1965,66
Cuisinier, Frank 1927,28
Cullen, Mark 1972,73,74
Culver, Harry 1907
Cummings, Leo 1913,14,15
Cunningham, C.J. 1906,07,08
Currier, Charles 1964,65
Currier, Ken 1942,46,47
Curtin, Joseph 1906
Curtis, Arthur 1898,99,00,01
Curtis, H. 1906
Curtis, Louis 1987
Cusack, Donald 1944
Cuthbert, Donald 1931
Cvengros, Jerome 1955
Cwayna, Michael 1953
Czech, Dave 1990,91
Czechowicz, Bob 1974,75,76,77
Czechowicz, Thomas 1975,76

D

Dal Sasso, Anthony 1943,44
Damos, Ted 1940,41
Darby, James 1994,95
Daum, R. 1901

Davey, Allen 1917,19,20
Davey, Don 1987,88,89,90
Davey, John 1943,44
Davidson, T.R. 1907,08
Davis, A. 1893
Davis, Anthony 1972
Davis, Carl 1973
Davis, Christopher 1971,72,73
Davis, Chucky 1979,81,82
Davis, Ralph 1946
Davis, Raymond 1934
Davies, James 1927,28
Davies, William 1936,38
Davy, George 1913
Dawkins, J.C. 1992,93,94
Dawkins, Joseph 1968,69
Dean, James 1908,09,10
Dean, Joseph 1897
Deanovich, George 1933,34
Deerwester, Charles 1972,73
Dehnert, George 1934
Delaney, Pat 1980
Dellenbach, Jeff 1981,82,83,84
DeLisle, James 1968,69,70
DeRamus, Lee 1991,92,93
Derby, Glenn 1985,86,87
Derleth, Henry 1958,59,60
Dering, Charles 1900,01,04,05
Diatelevi, Pete 1993,94,95
Dickinson, Henry 1893,94,95
Dickert, Gary 1972,73,74
Dierks, Robert 1941,42
DiSalvo, Steve 1976
Dittman, Fred 1906,07
Dittman, J. 1906
Dittrich, John 1954,55
Dixon, John 1952,53
Dixon, John 1980
Dixon, Ken 1975,76
Doar, Fred 1943
Doerger, Jerome 1978,79,80,81
Dohmeier, Thomas 1976
Donaghey, James 1918
Donaldson, James 1934
Donnellan, Dave 1947
Donovan, Louis 1904,05
Dooney, Ray 1943
Door, J. 1900
Doran, Mark 1980,81,82
Domres, Thomas 1965,66,67
Dornburg, Roger 1951,52,53
Dorsch, Albert 1937,38,39
Downham, Thomas 1960
Downing, Robert 1948,49
Doyle, John 1937,38,39
Drews, John 1948
Dreutzler, C. 1908
Dreyer, Wally 1946,47,48
Driver, Earl 1899,00,01,02
Drummond, William 1974,75
Dudley, Anthony 1977
Dunaway, Don 1929
Durkin, Joseph 1952
Dyer, Warren 1965,66,67

E


Eagleburger, Leon 1922,23
Eckl, Robert 1937,38,39
Edler, Ray 1916
Edwards, Clarence 1931,32
Eggebrecht, Otto 1920
Eggers, Virgil 1930
Egloff, Ronald 1974,76
Eicher, Donny 1995
Ellerson, Gary 1982,83
Elliott, Alvah 1919,20,21
Elliott, Bruce 1944,47,48,49
Elliott, Anthony 1977
Ellis, Fred 1941
Ellison, Kevin 1990
Embach, James 1947,48,49
Embick, Dick 1938,39,40
Emery, Larry 1983,84,85,86
Engelke, Robert 1931
Engle, Bob 1944,45
Engler, Derek 1994,95
Erdmann, Scott 1975,76,77,78
Esser, Clarence 1943,44,45,46
Esser, Norbert 1952,53
Eulberg, John 1943
Evans, Gene 1946,47,48,49
Ezerins, Elmars 1960,62

F

Fabry, John 1962
Fagerstrom, Eric 1939
Farmer, Ralph 1963,64
Farris, Tom 1939,40,41
Faverty, Harold 1945,48,50,51
Fawley, Charlie 1984,85,86
Fedenia, James 1969,70
Fee, John 1944
Felker, Eugene 1950,51
Ferguson, John 1933
Ferguson, Rufus 1970,71,72
Fields, Leonard 1967,68
Fields, Russell 1983,84,85
Filiatraut, John 1990
Filtzer, Robert 1915,16
Findlay, Albion 1902,03,04,05
Fischer, Sid 1943
Fish, John 1933,34,35
Fisher, Orville 1939
Fixmer, Mike 1980
Fladoes, Martin 1919
Flanigan, Brian 1994,95
Fleischer, O.J. 1904
Fleming, Neil 1961
Fletcher, Eddie 1988,89,90,91
Fletcher, Terrell 1991,92,93,94
Flower, L.B. 1891
Flowers, Otis 1987,88
Floyd, Rufus 1975

Lettermen

Fogg, Joseph	1901,02,03
Fontaine, Thomas	1933,34
Ford, Eric	1987
Forrest, H.G.	1895,97
Fortino, Victor	1985,86,87,88
Fowee, John	1970
Fowler, Carlos	1990,91,92,93
Fox, John	1962
Fox, Orville	1939
Frain, Ronald	1962,63,64
Frank, Arthur	1906,09
Franz, James	1973,74,75
Fraser, James	1957,58
Fredrick, Craig	1980,81
Freeman, Damone	1988,89
Freeman, John	1890,91,92,93
Frei, Jerry	1942,46,47
Freimuth, Robert	1963
Freis, Randal	1971
Freund, Robert	1946,47
Fricke, Harry	1944,45
Fritz, Steve	1983
Fritz, William	1965,66,67
Froelich, Kevin	1973
Frokjer, Randy	1972,73,74
Fronek, David	1963,64,65
Fucik, Robert	1907,08,09,10
Fuchs, George	1945,46
Fugitt, C.T.	1897
Fulco, Frank	1982
Fullington, Tim	1985



David Greenwood, a two-time first-team all-Big Ten defensive back, was drafted by the New Orleans Saints in 1983.

Haese, Jack	1944
Hady, Patrick	1979,80,81,82
Hagberg, Earl	1956
Hall, John	1993,94,95
Hallberg, John	1986
Halleran, Timothy	1976
Haluska, James	1952,54,55
Halverson, Charles	1949
Hammen, Edwin	1917
Hammerson, E.J.	1901
Hammond, James	1949,50,51
Hannah, Albert	1969,70,71
Hancock, Howard	1915,16,17
Hanke, Del	1944
Hanley, Bob	1945,47,48
Hansen, David	1950,51
Hanssen, Robert	1972,73
Hanzel, Lawrence	1948,49
Hanzlik, Bob	1941
Harder, Pat	1941,42
Harmon, Doyle	1924,25,26
Harmon, Leo	1924,25
Harney, Brian	1971,72,73
Harot, Henry	1929
Harrington, Michael	1973
Harris, Welton	1922,23,24
Harrison, Marck	1982,83,84
Hart, Edward	1957,58,59
Hartlieb, Andy	1986,87,88
Hartman, Edward	1937
Haukedahl, Stan	1934,36
Haworth, Richard	1931,32,33
Hayes, Donald	1994,95
Hayes, Neil	1927
Hazard, William	1974
Hazzard, William	1897
Hearn, Napoleon	1961
Heath, Stan	1946
Hecker, Robert	1944
Heckl, Joe	1962,63
Hegg, Troy	1995
Hegseth, Stuart	1976
Hegwood, Ronald	1976
Hein, Chris	1991,92,93,94
Heineke, James	1957,58,59
Heineke, John	1957
Heinz, Lawrence	1943
Helt, Mark	1985
Henderson, Jimmy	1989
Hennig, James	1964
Henrici, Ronald	1962
Henry, Robert	1940
Herrington, Mike	1979,80,82,83
Hertel, William	1955
Hess, William	1960,61
Higgins, Peter	1967,69
Hildreth, Harry	1943
Hile, Charles	1893
Hill, Early	1956,57,58
Hiltgen, Chris	1989
Hintz, Eldridge	1946,47
Hirsbrunner, Paul	1940,41,42
Hirsch, Elroy	1942
Hobbs, Jon	1956,57,58
Hobbs, William	1957,58,59

G

Gaatz, David	1983,84,85
Gable, William	1948,49,51
Gage, Fred	1938,39,40
Gales, Kenny	1993,94
Gallagher, John	1946
Galletti, Mike	1994,95
Galvin, M.E.	1914
Gamber, Jeff	1985
Gantebein, Milton	1928,29,30
Gardner, M.L.	1914,15,16
Garnsey, E.G.	1916
Garrot, William	1938
Gaskill, Glenn	1967
Gassner, Kevin	1974,75
Gavre, Vince	1936,37,38
Gay, Al	1994,95
Gehler, William	1956,57
Gelbach, Warren	1905,06
Gelein, E.A.	1912,13
George, Wray	1944,45,46,47
Gerber, Ervin	1923
Gibson, Edward	1920,21,22
Gilbert, Harry	1948,50,51
Gile, Gordon	1938,39,40
Gill, Ralph	1921
Gillette, Edmund	1910,11,12
Gingrass, Robert	1953,54
Girard, Earl	1944,47
Gladem, Wendell	1981,82,83

Glavin, Terry	1992,94
Glenn, Damon	1994,95
Gnabah, Walter	1930
Godfrey, Rick	1989,90
Goeke, James	1965
Goldenberg, Charles	1930,31
Golemgeske, John	1933,35,36
Goodman, Robert	1965
Gordon, Greg	1975,76,77,78
Gorman, Michael	1985
Gosa, Gerald	1974
Gotstein, John	1927
Gotta, John	1959,60
Gould, Harry	1897
Gould, Stevens	1917,19,21
Grabow, Brad	1982,83,84
Gradisnik, Anthony	1937,38,39
Graf, Rick	1983,84,85,86
Graff, Neil	1969,70,71
Graham, Robert	1977
Granitz, Frank	1941,46
Graper, Leslie	1916
Gray, Wells	1954,55
Green, Charles	1975,77,78,79
Green, Gerald	1979,80,81,82
Greenwood, David	1979,80,81,82
Gregg, John	1895,97
Gregoire, Todd	1984,85,86,87
Gregory, William	1968,69,70
Greyer, Neovia	1969,70,71
Grice, Michael	1974,75
Grimm, Richard	1960,61
Grinde, Roger	1936
Grisley, William	1966,67
Grogan, Francis	1904
Gross, Michael	1962
Grossman, Robert	1965,66
Gruber, Paul	1985,86,87
Grudzinski, James	1964
Grundy, Jack	1981
Gulseth, Wendell	1952,53
Gunderson, B.C.	1915

H


Haas, Michael	1972
Habeck, Milton	1971
Haberman, Hal	1945,48,49
Hable, Bernard	1979
Hable, Burton	1952
Hackbart, Dale	1957,58,59
Hackbart, Vernon	1965

HONORS

Lettermen

Hodges, Dennis	1943
Hoefel, J. Merrill	1910,11,12
Hoegh, Mark	1952,53
Hoehn, Armand	1946,47
Hofer, Kenneth	1956
Hoffman, Brian	1984,85
Hoffman, Duncan	1964
Hoffman, Edward	1966,67,68
Hoffman, John	1971
Hohfield, Rudolph	1921,22
Hohman, Jon	1962,63,64
Holland, Louis	1961,62,63
Holland, Louis Jr.	1985
Holloway, Robert	1938,39
Holm, Kurt	1977,78
Holmes, George	1944
Holmes, Harvey	1897,98
Holmes, James	1957,58
Holstein, William	1901
Holt, Reggie	1990,91,92,93
Holzwarth, Karl	1957,59
Hoppman, Dave	1976
Hoskins, Mark	1940,41,42
Hosler, H.	1906,07
Hotchkiss, George	1927
Houston, Thomas	1977,80
Hovland, Lynn	1935,37,38
Howard, David	1954,55,56
Howard, J.	1906,08
Howard, Larry	1962,64
Howard, Michael	1984,85,86
Howay, Gregory	1963
Howell, Daniel	1987,89
Hubbard, Tom	1945
Hudson, Craig	1986,87,88,89
Huggett, Jerry	1991
Hughes, Paul	1981
Humphries, Anthony	1985
Hunt, Fred	1904
Hunt, Leon	1986,87,88,89
Hunter, Malvin	1987,88,89,90
Huntley, Kevin	1994,95
Huntley, Lee	1906,07
Husting, Berthold	1898
Hutchinson, William	1950,51,52
Huxhold, Kenneth	1948,49,50
Huxhold, Terry	1958,59,60
Hyland, Richard	1968,69,70

Iakisch, Robert	1907,08
Irish, Russell	1922,23
Isom, Adolph	1968,69



Strong safety Reggie Holt lettered four years at Wisconsin and led the club in tackles (144) as a sophomore.

J	
Jackson, Brandt	1967,68
Jackson, Keith	1993,94
Jackomino, Bradley	1976,77,78
Jacobazzi, Roger	1962,63,64
Jacobi, Gustav	1917,19
Jacobs, H.H.	1892,93,94,95
Jacobson, Carl	1910
Jaeger, Roger	1969,70,71
Jakious, Richard	1972,73,74
Jankowski, Eddie	1934,35,36
Jankowski, Thomas	1964,65,66
Jansen, Brian	1985
Janule, Victor	1966
Jax, James	1961
Jefferson, Theodore	1970
Jenkins, Lowell	1957,58,59
Jenkins, Michael	1972,73,74
Jenkins, Nathan	1965
Jensen, Howard	1929,30
Jensen, Paul	1934,35,36
Jenson, Joel	1964
John, Rex	1938, 45
Johnson, Albert	1905,06

Johnson, Bob	1963
Johnson, Duane	1972,75
Johnson, Ervin	1936
Johnson, Eugene	1945
Johnson, Farnham	1942
Johnson, Gregory	1969,71
Johnson, James	1968,70
Johnson, Lawrence	1976,77,78
Johnson, Leon	1986,87,88,89
Johnson, Malcolm	1990
Johnson, Richard	1982,83,84
Johnson, Robert	1972,73,74
Johnson, Ron	1992,93,94
Johnson, Scott	1987,88
Johnston, Robert	1984,85,86
Joki, Matthew	1988
Joliffe, W.M.	1897,98,99
Jones, Bryan	1994
Jones, George	1904
Jones, James	1963,64
Jones, Michael	1981,82,83,84
Jones, Rex	1974,75
Jones, Theodore	1898, 1903
Jones, Thomas	1976
Jones, Timothy	1985
Jordan, Lynn	1933,34,35
Jordan, Tim	1982,84,85,86

Josten, John	1978,80,82
Joyce, Leo	1979,80,81
Juneau, William	1899,00,01,02
Jung, Louis	1964,65
Jurewicz, Bryan	1993,94,95

K

Kabat, Greg	1930,31,32
Kalasmiki, Mike	1978,79
Kaltenberg, Thomas	1975,76,77
Karel, John	1892,94,95,96,98
Kasiska, Robert	1924,25,26
Kaye, Jesse	1964,65
Keeler, Ray	1912,13,14
Keeling, David	1982
Keenan, Joe	1943
Keigher, Greg	1995
Kelich, Joe	1982,83
Kellogg, William	1960
Kelly, Joseph	1947,48,49
Kelly, Michael	1975,76
Kelly, Pat	1977,78
Kelly, W.M.	1914,16,17
Kemp, Nikki	1994
Kempthorne, Dion	1961,62
Kennedy, Brant	1985,86,87
Kennedy, Chris	1993
Kennedy, Martin	1913,14
Kennedy, Robert	1950,51,52
Kerr, James	1889,90
Kessenich, Paul	1949
Ketelaar, William	1927,28,29
Keyes, Bud	1985,86,87
Keyes, Orton	1917
Kieckhefer, Herbert	1916,17
Kiessling, Oscar	1921
Kiltz, John	1978
Kindt, Don	1943,45,46
King, Troy	1979,80,81,82
Kissling, Dan	1986,87,88,89
Kittel, Tom	1945,47,48
Klinzing, Vern	1945
Klosek, Timothy	1971
Kmet, James	1983,84,85,86
Knapp, George	1891,92
Knauff, Donald	1946,47,48,49
Knobel, F.	1898
Knoeck, Tim	1986,87,88,89
Kobza, Robert	1983,84
Koch, Thomas	1971,72
Koch, Walter	1915,16
Kocourek, David	1956,57,58
Koeck, Rich	1972,73,74
Koehler, Harold	1941
Koenig, William	1932,33
Kolbusz, Don	1939
Kolian, Richard	1955,56
Konovsky, Robert	1954,55
Kopina, Dan	1974,75
Kostka, Wayne	1966
Kouba, Steve	1994

Lettermen

Kowalski, Tim	1989
Krall, David	1976,77,78
Kralovec, Arthur	1916,17
Kranhold, Harvey	1931,32
Kreger, Jeffrey	1969
Kreick, Ray	1939,40,41
Krein, Joel	1979
Krepfle, Mike	1978,80
Kresky, Joe	1926,27,28
Kreuz, Louis	1914,15,16
Kreuz, Robert	1925,26
Kron, Gary	1968
Kroner, Gary	1961,62
Krueger, Lee	1990,91,92,93
Krueger, Matt	1991
Kruger, Kenneth	1929,30,31
Krugman, John	1970,71
Krumrie, Tim	1979,80,81,82
Kuenzler, John	1943
Kuhlemeier, James	1966
Kulcinski, Gerald	1958,59,60
Kull, Fred	1891,92,93,94,95
Kummer, Milt	1932,33,34
Kundert, Kenneth	1933,34
Kunesh, Ervin	1960
Kurek, Ralph	1962,63,64
Kusa, James	1943,44

L

La Bun, Vladimir	1974,75
LaCroix, Richard	1965,66
Ladewig, Fred	1940
Lager, Dennis	1965
Laird, Ken	1943
Lamia, Vincent	1973,74,75,76
Lamphere, Robert	1953
Landsee, Bob	1982,83,85
Lane, William	1949,50,51
Lange, Raymond	1911,12,13
Lanphear, George	1936
Lanphear, Dan	1957,58,59
Larson, Albert	1898,99,00,01
Larson, Lloyd	1924,25
Laubenheimer, Roger	1943,44
Leafblad, Ronald	1962,63,64
Leaper, Wesley	1918
Lee, Donald	1943,46
Lee, Rory	1990
Lehman, C.	1945
Leitt, Lester	1925,26
Leppla, Robert	1975
Lerro, Joe	1977
Lerum, Arnie	1899,00,01
Letz, Robert	1943
Leu, Robert	1950,51
Levenhagen, Mark	1972
Levenhagen, Michael	1973
Levenhagen, Pat	1954,55,56
Levenick, Dave	1977,78,79,80,81
Levine, Jason	1993
Levissee, Lester	1905

THE NAME GAME

Nicknames have been a tradition in college football for many years. Listed below are a few of the most interesting monikers in Badger history.

Arthur "Sheep" Alexander	1912
Earl "Slam" Anderson	1895, '97-99
Alan "The Horse" Ameche	1951-54
George "Moose" Bright	1910-12
Howard "Cub" Buck	1914-15
Robert "Butts" Butler	1912-13
Edward "Toad" Crofoot	1927
C.J. "Coots" Cunningham	1906-08
Earl "Keg" Driver	1899-1902
Alvah "Rowdy" Elliott	1921
Rufus "Roadrunner" Ferguson	1970-72
Earl "Jug" Girard	1944, '47
Charles "Buckets" Goldenberg	1930-31
Jim "Bumbles" Haluska	1952, '54-55
Marlin "Pat" Harder	1941-42
Elroy "Crazylegs" Hirsch	1942
Greg "Grape Juice" Johnson	1969, '71
Roy "Tubby" Keeler	1912-13
Albert "Norsky" Larson	1898-1901
Earl "Stanley Steamer" Maves	1946-47
Frances "Mickey" McGuire	1930-32
Frank "Moon" Molinaro	1930, '32
Pat "The Kangaroo Kicker" O'Dea	1896-99
Harlan "Biddy" Rogers	1906-08
Coach Harry "Little General" Stuhldreher	1936-48
Coach "Gloomy" Glenn Thistlethwaite	1927-31
Alan "A-Train" Thompson	1969-71
Earl "Frank "Red" Weston	1920
Robert "Red" Wilson	1946-49

Lewis, Daniel	1955,56,57
Lewis, Greg	1973,74,75
Lewis, Richard	1980
Lick, Dennis	1972,73,74,75
Lick, James	1983
Lick, Steven	1975,76,77
Liethen, Alois	1929
Liljequist, Lawrence	1902,03
Linden, John	1928,29
Lindsey, Scott	1969
Linfor, Joe	1930,31,32
Little, Gary	1972
Little, James	1967
LoCascio, Guy	1974
Locklin, Ronald	1952,53,54

Locklin, Stuart	1946
Loehrke, John	1936,37,39
Loepfe, Dick	1941,46,47
Logemann, R.	1889
Lokanc, David	1970,71,72
London, Michael	1964,65
London, Michael	1991,92,93,95
Long, F.	1902
Long, Thomas	1924,25
Lonnborg, Thomas	1971,72
Loope, T.E.	1889
Lopp, Frank	1941,46
Lorenz, Albert	1938,39,40
Lorenz, Don	1978,79
Losse, Gary	1969,70


Lossow, Rodney	1985,86,87
Loukas, Anthony	1964,65,66
Lovshin, Leonard	1933,35,36
Lovshin, Ralph	1931,32
Lowe, Dean	1943
Lowe, William	1954,55,56
Lowery, Tony	1987,88,90,91
Lowman, M.	1907,08
Lubratovich, Milo	1928,29,30
Lucas, Richard	1975
Luko, Jeffrey	1979,81
Luksik, Franklin	1957
Lund, Gary	1970,71,72
Lurtsema, Rob	1993
Lusby, William	1928,29,30
Lutz, John	1943
Lyle, J.T.S.	1897
Lyles, Kevin	1993,94,95
Lysek, David	1994,95
Lyman, F.S.	1899
Lyman, T.U.	1892,93,94
Lynch, Brendan	1988,89,90,91
Lyons, Eugene	1940,41,42
Lyons, Terry	1974,75,76

M

Macias, Jay	1991,92,93,94
Mack, Jeffrey	1972,73,74
Mackmiller, William	1901,10,11
Magazzeni, Joe	1988,89
Mahnke, Allan	1934,35
Mahone, Tyrone	1989,90
Makris, George	1941,42
Maksen, Bill	1991
Malesevich, Bronko	1936,37
Malesevich, Emil	1936
Malone, Wally	1982
Mals, Ray	1945
Mangum, Mark	1990
Manic, Dennis	1972,73
Maniecki, Jason	1991,93,94,95
Manley, Corey	1990,91,92
Mann, Berthold	1918
Mansfield, Arthur	1928
Mansfield, Bob	1948,50
Mansfield, Von	1980,81
Marcin, Raymond	1963,65
Marconi, Joseph	1985
Marek, Billy	1973,74,75
Margoles, Harry	1918,20
Marks, Randall	1968,69,70
Marrow, Brian	1981,82,83
Marsh, Charles	1902
Marshall, Albert	1900,01
Martin, Carl	1952
Martin, Cecil	1995
Martin, James	1937
Martin, Jay	1913
Martine, Jim	1978,79
Maselter, William	1964,65
Maternowski, Curt	1989,90,91,92

Lettermen

Mather, Israel	1898
Matthews, Ira	1975,76,77,78
Mauerman, J.F.	1898
Maves, Earl	1946,47
May, William	1943
Mayer, Michael	1970,71,72
Mayo, Brad	1987,88,89
McAndrews, Harry	1924,25
McCauley, Thomas	1966,67,68
McClish, Michael	1969
McConnell, Philip	1989
McConnell, Tim	1974,75,76
McCormick, Henry	1925
McCoy, James	1977,78
McCroly, Raymond	1915,16
McCullough, Carl	1993,95
McFadden, Thad	1980,81,83,84
McFadzean, Jim	1940,41,42
McGettigan, Pat	1989,90,91,92
McGiveran, Stanley	1924
McGovern, T.Y.	1892
McGuire, Walter	1930,31,32
McKaskle, Herman	1927
McKay, Bob	1940,41,42
McKinney, Gerald	1961
McKinnon, Kyle	1981
McLaughlin, Paul	1943
McMaster, Paul	1913,14
McMillin, James	1962
McNamara, William	1953,54,55
McNaught, J.H.	1890
McPherson, Charles	1896
Mead, Jack	1941,44,45
Mearlon, James	1968
Mehring, Robb	1988
Melka, Jim	1981,82,83,84
Melzner, Arthur	1904
Messina, Angelo	1972
Messenger, Daniel	1979,80
Messenger, Jeff	1991,92,93,94
Messmer, John	1906,07,08
Messner, Gary	1953,54
Meyer, Martin	1944,45
Meyer, Robert	1943
Meyers, C.M.	1889
Meyers, Paul	1915,16,19
Meyers, Tilden	1948,49,50
Mialik, Lawrence	1969,70,71
Michuda, Andrew	1974,75,76
Mielke, David	1983,84
Mietz, Robert	1974
Miklusak, Neil	1994,95
Milaul, Frank	1941
Mileager, Richard	1975,76,77
Milek, Joseph	1964
Millar, William	1933
Miller, Carl	1922,23,24
Miller, Charles	1906,08
Miller, Chester	1928
Miller, Don	1939,40,41
Miller, James	1953,54,55
Miller, Jeff	1988,89,90
Miller, Kerry	1988,89,90



Matt Nyquist, a four-time academic all-Big Ten pick, broke a 30-year-old school record when he made 14 receptions vs. Iowa.

Miller, Ronald	1960,61
Miller, William	1953
Minter, Alan	1975,76,77
Moeller, Ralph	1937,38,39
Moffatt, William	1901,02
Moffett, Harold	1912
Mohapp, Dave	1978,79,80,81
Molinaro, Frank	1930,31,32
Moll, John	1908,10,11
Momcilovic, Milan	1987
Monk, Robert	1964
Monroe, Brad	1969
Montgomery, Ken	1962
Montgomery, Mark	1990,91,92,93
Montgomery, Steven	1977
Montoute, Sankar	1980
Monty, Pete	1993,94,95
Moon, Lancelot	1970,71
Moore, Brian	1959,60,61
Moore, James	1976,77,78
Morgan, Michael	1974,75,76,77
Morris, Melvin	1956,57
Mortell, Emmett	1935
Moss, Brent	1991,92,93
Motl, Kevin	1979,80
Mucklestone, R.W.	1907,08
Mucks, Arlie Sr.	1914
Muegge, Walter	1926
Mueller, Herb	1934
Mullen, Mike	1990
Murphy, Donald	1967,68,69
Murphy, Merritt	1900
Murphy, Peter	1907,08,11
Murray, Jack	1937,38,39
Muschinske, Bruce	1977

N

Namnack, Steve	1978
Nault, Jeffrey	1981,82
Neal, Marvin	1979,80,81,83
Negus, Fred	1942,46
Nellen, James	1934,35
Nelson, Gordon	1920,21
Nelson, Oscar	1893,94,96
Nelson, Parnell	1931
Nelson, Paul	1923,24,25
Nelson, Robert	1958,59
Nelson, Robert	1993,95
Nelson, Scott	1990,91,92,93
Nelson, Todd	1986,87,88
Nena, Gerald	1960
Nettesheim, Dave	1945
Nettles, James	1961,62,63
Newell, Robert	1987,88,89,90
Nichols, Thomas	1922,23,24
Nicolazzi, Richard	1957
Nines, Richard	1945
Nordwig, Todd	1971
Norvell, Aaron	1989,90,91,92
Norvell, Merritt	1960,61,62
Norwick, Joseph	1974,75
Nosbusch, Keith	1970,71,72
Novak, Clarence	1972,73,74
Nowak, James	1967,69
Nowka, Pete	1985,86,87,88
Null, Robert	1934,35
Nyquist, Matt	1992,93,94,95

O

O'Brien, George	1950,51,52
O'Brien, John	1902,04
O'Brien, John P.	1936,37,38
O'Dea, Pat	1896,97,98,99
O'Donahue, Pat	1949,50,51
O'Donnell, Jody	1979,80,81,82
O'Neill, Ed	1947
Odomes, Nate	1984,85,86
Ofstie, Harold	1911,12,13
Olsen, Harold	1916
Olshanski, Hank	1947
Olson, William	1917
Oman, Tury	1928,29,30
Onstad, Erick	1891
Orlando, Todd	1991,92,93
Orlich, Dan	1945
Orszula, Mark	1979,80
Osswald, Chris	1981,83,84
Osthoft, Oscar	1907,08,09
Otterback, Harold	1946,47,48,49
Otto, Tim	1988
Owens, Fred	1987,88,89

P

Paar, Ronald	1962,63
Pacetti, Mario	1932,33,34
Pacetti, Nello	1929,31,32
Pagel, John	1972
Panos, Joe	1991,92,93
Parish, Forest	1948
Parish, Steven	1979
Parks, John	1927,28,29
Partington, Paul	1986,87,88
Paskvan, George	1938,39,40
Passini, Michael	1971,72
Patterson, Brian	1993,94
Paul, Herbert	1937
Peabody, Alvin	1972,73,74
Peak, Vern	1935,36,37
Pearce, James	1967
Pearse, Benjamin	1922
Pearson, Bret	1981,82,83,84
Peele, H.J.	1896,97,99
Perkins, Ronald	1958,59,60
Perry, C.S.	1903,04
Peters, Kenton	1951,52
Peters, Shawn	1988
Peters, Thomas	1955,57
Peterson, Clarence	1936
Peterson, Donald	1939,40
Peterson, H.	1903
Peterson, Keith	1985,86,88
Peterson, Marv	1932,33
Peterson, Phillip	1966
Peterson, Robert	1939
Petruska, Robert	1948,49,50

Lettermen


Phillip, Clifford	1940
Pickens, Robert	1963
Pierce, Brad	1983,84
Pierce, Brady	1988,89,90
Pierce, Maurice	1910,11
Pike, Harry	1933
Pillath, Roger	1961,62,63
Pinnow, Gary	1964,65
Pinnow, John	1946,47,48
Piper, Robert	1943
Piraino, Albert	1964
Pittleman, Irving	1944
Pizer, Gordon	1934
Pluff, Gary	1968
Pohl, Neil	1934,36,37
Poindexter, William	1970,71
Polaski, Steve	1922,24,25
Polczynski, Nick	1989,90
Pollard, Ronnie	1973,74,75,76
Pollex, Eric	1995
Pollock, Chester	1911
Pophal, Raymond	1944
Popp, Anton	1935
Poret, Leo	1933
Pottinger, Earl	1945
Powell, Thomas	1912
Powell, Walter	1912,13
Prael, F.W.	1889
Pratt, Sylas	1993,94
Prchlik, Arthur	1951,52
Price, Art	1983,84
Price, Arthur	1928
Price, Edgar	1944,47,48
Price, J.	1903
Price, William	1949
Prins, Richard	1943
Proctor, Thomas	1952
Propsom, Michael	1969
Prusinski, Michael	1976
Purnell, James	1961,62,63
Pyre, J.F.A.	1891,95,96

Q

Quaerna, Arnold	1963
-----------------	------

R

Rabas, Greg	1980,81
Rabas, Thomas	1955
Radcliffe, Robert	1948,49,50
Raddatz, Craig	1983,84,85,86
Rader, Mike	1994,95
Radke, Fred	1925
Rafko, Nick	1990,91,92,93
Ramlow, Richard	1943
Rapps, David	1988,89,90
Rasmussen, Jeff	1991,92
Rasmussen, John	1974,75,76



Nate Odomes (38) and Rick Graf (99) both had NFL careers after leaving the UW.

Rau, Harold	1914,15	Roberts, Jacques	1968
Ray, Bob	1940,41,42	Roberts, John	1940,42
Raymer, Cory	1991,92,93,94	Roberts, Ronald	1953
Reber, Thomas	1980	Robertson, Arthur	1943
Rebholz, Harold	1927,28,29	Robinson, Bradbury	1903
Rebholz, Harold Jr.	1953	Robinson, Rafael	1988,89,90,91
Rebholz, Russ	1930,31	Rodgers, James	1957
Reddick, Melvin	1967,68,69	Rodriguez, Joe	1976,77
Reese, Dwight	1991,92	Roedel, John	1965
Regan, Jim	1942	Rogenski, Theodore	1960
Reich, Robert	1943	Rogers, C.	1899
Reichardt, Rick	1962,63	Rogers, Harlan	1906,07,08
Reid, Michael	1983,84,85,86	Rogers, James	1959
Reimer, John	1974,75	Rohde, John	1994
Reineck, Gary	1966,67,68	Rohde, Kevin	1982,83
Reinke, James	1954,55,56	Rooney, Harold	1941
Reise, Steven	1973	Rosandich, Ron	1955
Relich, Daniel	1976,77,78	Rose, Eugene	1926,27,28
Remp, R.W.	1903,04	Rose, Randy	1974,75,76
Rendtorff, Edmund	1893	Roseth, Leonard	1905,09
Rennebohm, Robert	1946,47	Ross, James	1985,86,88
Rhodes, Rodney	1972,73	Ross, John	1933
Rhymes, John	1993	Rothbauer, Joe	1978,79,80
Rice, Eric	1964,65,66	Rowe, Charles	1943
Richards, John	1892,93,94,95	Rudat, Karl	1967,68
Richards, Marshall	1980	Rudolph, Joe	1992,93,94
Richardson, Charles	1972	Ruetz, Howard	1978,79,80
Richardson, Curtis	1980,81	Russell, James	1992
Richardson, Seth	1900	Rustman, Karl	1947,48
Richter, Bob	1964,65,66	Rutenberg, Bill	1980
Richter, Pat	1960,61,62	Rutenberg, William	1952
Ridlon, Walter	1966,67	Rux, Steve	1986,87
Rieger, Harry	1914,15	Ryan, John	1966,67,68
Riewer, Frank	1941	Ryan, John E.	1893,94,96,97
Riordan, James	1937		
Riordan, J.P.	1895,96,97,00		
Ritcherson, Lewis	1969		
Roan, Michael	1991,92,93,94		
Roberson, Royce	1994,95		
Roberts, George	1941		

S


Sachen, Michael	1964,65
Sachtjen, Kenneth	1948,49,50
Safranek, Randy	1972
Saleh, Tarek	1993,94,95
Salen, Gregory	1973
Salmons, David	1968
Samp, Edward	1910,11,12
Samuel, Mike	1995
Sanger, Art	1972,73,74
Sanger, Carl	1933
Sanger, Fred	1925
Sauter, Kendall	1939
Savage, Corey	1981
Sawicki, Mark	1978
Schade, Donald	1959,60,61
Schaefer, Jerry	1948,49
Schaffner, Donald	1966,68
Scheid, Terry	1970
Schenk, James	1961,62
Schernecker, Edward	1922
Schick, William	1983,84,85
Schieble, Dan	1976,77,78
Schiller, Robert	1931,32,33
Schinke, Thomas	1965,66,67
Schleisner, Bill	1950,51
Schlicht, Kurt	1983
Schliksbier, Karel	1975
Schmidt, Edward	1914
Schmidt, Rudy	1968,69
Schmitsch, Richard	1966,67
Schmitz, Bill	1937,38,39
Schneck, Dan	1995
Schneider, Alfred	1923
Schneider, James	1969
Schneider, Paul	1992
Schneider, W.H.	1904
Schneller, John	1930,31,32
Schnetzky, Rick	1993,94
Schoessow, Wallace	1966,67,68
Schofield, Harvey	1902,03
Schoonover, Alan	1957,59
Schrader, David	1970,72
Schreiber, William	1900,01
Schreiner, Dave	1940,41,42
Schremp, Thomas	1977,78,79
Schroeder, Daniel	1973
Schuelke, Karl	1933,34,38
Schuetter, Paul	1926
Schwartz, John	1944
Schwarze, Herbert	1924
Schymanski, James	1971,72,73
Scott, Ralph	1917,19,20
Scribner, Charles	1907,08
Seamonsen, Al	1980,81
Searcy, Henry	1990,91,92,93
Seelinger, Len	1941,42
Seifert, Michael	1971,72,73
Seis, Dean	1980
Self, Clarence	1943,46,47,48
Sencyszyn, David	1990
Senn, Ed	1980

HONORS

Lettermen



Senn, George	1898,99,00,01
Severson, Peter	1981,82
Shackerford, Lamark	1990,91,92,93
Shafer, Allan	1944
Sharp, Duer	1988,89,90,91
Sharron, Scott	1985
Shea, Bob	1945,47,48
Sheehan, William	1929
Sheldon, Walter	1889,92,95,96
Shelton, Rodney	1991
Shinnick, Thomas	1968,69,71
Shoemaker, Lawrence	1927,29
Shong, A.C.	1898
Shorney, Gordon	1919
Shumate, Mark	1979,80,81,82
Shwaiko, Paul	1952,54,55,58
Silverwood, T.P.	1895,96
Silvestri, Carl	1962,63,64
Simala, Jay	1992
Simcic, John	1948,49,50
Simkowski, George	1950,51,52
Simmons, Douglas	1930,31
Simmons, Haywood	1994,95
Simmons, Ken	1973,74,75
Simmons, Tony	1994,95
Simonson, Richard	1956
Simpson, Eber	1915,16,17
Simpson, George	1915
Sims, Clint	1979,80,81,82
Sims, Darryl	1980,81,82,84
Sivyer, Benjamin	1917
Sklare, Scott	1975
Skow, Emil	1900,01
Slaughter, B.K.	1924
Smith, Brian	1982
Smith, Frederick	1918,19
Smith, Harold C.	1928,32,33
Smith, Harold, F.	1929,30,31
Smith, Jerome	1950,51
Smith, John B.	1972,73
Smith, John H.	1967,68
Smith, Leonard	1922
Smith, Lewis	1927,28,29
Smith, Lynwood	1914,15
Smith, Ronald	1962,63,64
Smith, William	1961,62,63
Smolich, Michael	1970,71
Snell, Ray	1977,78,79
Snell, Robert	1968
Sobocinski, Phil	1964,65,66
Sondrup, Ryan	1995
Soukop, Rudolph	1906,07
Souza, Wayne	1977,78
Spaeth, Tony	1989,90,91,92
Sparger, David	1985,86
Spencer, Troy	1985
Spiller, Rod	1993,94,95
Sprague, Charles	1958
Springer, Ernest	1906,08
Spurlin, Larry	1979,80,81
Staiger, David	1949,50
Stalcup, Jerry	1957,58,59
Staley, Ronald	1960,61
Stangel, C.G.	1898
Stanley, Henry	1935



Mike Thompson set Wisconsin career records for sacks and tackles for loss before joining the Jacksonville Jaguars in 1995.

Starch, Ken	1973,74,75	Strain, Clair	1931,32,34
Stark, Harold	1917	Straubel, Austin	1924,25,26
Stark, Howard	1919,20	Street, Lester	1896
Stark, Steve	1992,93,94,95	Strehlow, Rollie	1949,50,51
Stassi, Mike	1982	Striefel, Rick	1986
Stauss, Tom	1977,78,79	Stroede, Terrence	1978,79
Stavrum, Edwin	1913,14,15	Strongquist, Luther	1904
Stecker, Aaron	1995	Strop, Todd	1989,91
Stein, Jeffrey	1987	Stupka, Bob	1942
Steiner, Ronald	1957,58,59	Subach, Mark	1980,81,82
Steiner, Rudy	1971,72	Suits, William	1960
Steinmetz, George	1950,51,52	Suminski, David	1950,51,52
Stejskal, Dennis	1975,76,77	Sumner, Louis	1889,91,92
Stellick, Jack	1955	Sundt, Guy	1918,19,20,21
Stensby, Clarence	1951,52,53,54	Surber, Gordon	1947
Stephenson, Dennis	1969,70	Suttle, Jason	1994,95
Steverson, Ron	1980,81	Swalve, Gary	1966,67,68
Stewart, Jon	1973	Swan, Scott	1981
Stiehm, Ewald	1906,07,08	Swiderski, Edward	1930
Stieve, Terry	1973,74,75	Swopes, Aaron	1987
Stills, Ken	1983,84	Sydnor, Eric	1985,86
Stipek, Ray	1923,24,25	Sydnor, Raymond	1978,79
Storck, Robert	1970,71,72	Sykes, Robert	1922,27
Stout, Ward	1930,31		
Stracka, Tim	1978,79,80,82		

Taft, Merrill	1922,23
Tams, Mike	1989,90
Tandberg, Alvin	1911,12,13
Tansor, Dave	1986
Tarrell, Lucius	1904,05
Tarzetti, Kenneth	1944
Taulien, John	1985
Taylor, George	1913,14
Taylor, Glenn	1915,16
Taylor, John	1919
Taylor, Leonard	1995
Taylor, Robert	1982,84,85,86
Teague, Robert	1949
Tebell, Gustaf	1920,21,22
Teckemeyer, Oscar	1923,24
Teets, Richard	1985,86
Temp, James	1952,53,54
Tennant, John	1938,39,40
Terrell, Melvin	1980,84
Teteak, Richard	1956,57,58
Teteak, Deral	1949,50,51
Thiele, R.C.	1891
Thomas, Charles	1954,55
Thomas, Greg	1987,88,89,90
Thomas, Vaughn	1979,80,81,82
Thompson, Alan	1969,70,71
Thompson, George	1895
Thompson, Jerry	1944,45
Thompson, Jim	1945,46
Thompson, Mike	1991,92,93,94
Thompson, Patrick	1990,91,92
Thompson, Rich	1988,89,90,91,92
Thornally, Dick	1940,41,42
Thurner, George	1930,31,32
Tietz, John	1966,67
Tobias, Dave	1930,31,32
Todd, Wayne	1966,67,68
Toepfer, Jim	1947
Tommerson, Clarence	1934,35,36
Tompkins, Reginald	1985,86
Toon, Al	1982,83,84
Torian, Reggie	1994,95
Tormey, Albert	1912,13
Tormey, Thomas	1900
Tornow, Elmer	1938,39
Torpfer, Jim	1947
Tratt, Paul	1897,98,99,00
Tratt, W.F.	1892
Trautman, George	1894,95
Trautman, H.	1896
Trotta, Lee	1968
Tucker, Melvin	1990,91,92,94
Turk, Daniel	1983,84
Turturro, Ralph	1978

Lettermen

U

Underwood, Pete 1987
 Underwood, Steven 1960,61,62
 Unverzagt, Eric 1991,93,94,95
 Ursin, Donald 1952,53,54
 Usher, Edison 1918

V

Vance, Jerry 1980,81
 VandenBoom, Matt 1980,81,82
 Vanderboom, E.J. 1902,03,04,05
 Vanderhoof, William 1950
 Vander Kelen, Ron 1962
 VanderVelden, Donald 1960,61
 Vanderveldt, Jamie 1993,94,95
 VandeZande, Chad 1985,86,87,88
 VanGent, Conrad 1911,13
 VanRiper, John 1911,12
 VanRoo, Todd 1992
 Vaughn, Harold 1917
 Veit, Sam 1991,92,93,94
 Veith, Steven 1977,78,79
 Vergetis, Gus 1953
 Vernon, Calvin 1948
 Versnik, Ron 1980,81,82
 Verstegen, Mike 1991,92,93,94
 Vesel, Charles 1960
 Vesperman, Michael 1973,74
 Vincent, Troy 1988,89,90,91
 Vinci, Steven 1986,87,88
 Vine, Jeffrey 1976,77,78,79
 Vogds, Evan 1941,42
 Vogt, Hugo 1943
 Voigt, Stuart 1967,68,69
 VonBremer, George 1925,26,27
 Von Heimburg, Ernest 1962,64
 Voss, Donald 1951,52
 Vranesh, George 1941

W

Waerig, John 1995
 Wagner, Jeffrey 1985,86,88
 Wagner, John 1977
 Wagner, Robert 1978
 Wagner, Rube 1926,27,28
 Wagner, Steven 1973,74,75
 Walgenbach, Gene 1941
 Walker, Albert 1957
 Walker, Averick 1983,84
 Walker, Carlton 1980,81
 Walker, David 1891,92
 Walker, Elbert 1969,70,71



Three-year letterwinner Tom Wiesner was a co-captain in 1960.

Walker, Melvin 1967
 Walsh, Jeffrey 1977
 Walter, Ted 1980
 Ware, Tim 1989,90,91,92
 Warren, Ebert 1927,28,29
 Wartinbee, Bob 1948
 Washburn, Cliff 1943
 Washer, Charles 1903
 Washington, Lee 1976,77
 Washington, Selvie 1973,74
 Wasikowski, Paul 1978
 Wasserbach, Lloyd 1940,41,42
 Watrud, James 1977
 Watters, Philip 1986
 Weber, Bernard 1943,44
 Webster, Michael 1971,72,73
 Weems, Cyril 1993,94,95
 Wegner, Edmund 1938,39,40
 Weigandt, Bob 1937,38
 Weiger, Ralph 1943
 Weimar, Albert 1913,14,15
 Weiske, Bob 1944,47,48
 Weiss, Howard 1936,37,38
 Welch, George 1977,78,79
 Welch, Gerald 1957
 Welch, Myron 1926,27
 Wernicke, C.F.G. 1912
 Wescott, Ward 1901
 Wesley, James 1971,72
 Westedt, Paul 1933

Weston, Frank 1917,19,20
 Westphal, John 1980,81
 Weyker, Jeff 1988
 Wheeler, Mark 1984
 Wheeler, Sam 1965,66,67
 White, Jeff 1974
 White, LaMarr 1987,88,89,90
 Whitmore, Alba 1907
 Whitmore, Joseph 1907
 Whittaker, Elmer 1906,07,09
 Whittaker, Terry 1969,70,71
 Wiener, M.R. 1890
 Wiesner, Tom 1958,59,60
 Wilce, John 1907,08,09
 Wilder, Lee 1969,70
 Wilke, Earl 1925,26
 Willding, Robert 1939,40
 Williams, Bill 1986,87,88,90
 Williams, Dean 1893
 Williams, Edward 1923
 Williams, John 1979,80,81,82
 Williams, John L. 1989
 Williams, Robert 1985,87
 Williams, Robert 1989,90,91
 Williams, Roland 1920,21,23
 Williams, Sid 1956,57,58
 Williams, Stanley 1972,73,74
 Willson, Milo 1932
 Wilmarth, George 1899
 Wilson, Glen 1953,54

Wilson, J. Donald 1935
 Wilson, J. Robert 1925,26,27
 Wilson, Robert 1946,47,48,49
 Wilson, Sean 1989,90
 Wimmer, Hugo 1952
 Wimmer, James 1930
 Wimpres, James 1974
 Winckler, Bob 1979,80,81,82
 Windward, Erwin 1935,36
 Winfrey, Carl 1968,69,70
 Wings, David 1985,86,87,88
 Wink, Jack 1942,46,47
 Winslow, George 1982,83
 Wirth, Jeff 1990,91,92,93
 Withers, Edward 1949,50,51
 Witkus, Douglas 1976,77
 Witt, Gerald 1951,52,53
 Wittig, Richard 1961
 Wojdula, Andy 1961,62,63
 Wojtowicz, George 1978
 Wolf, Jeffrey 1987,88
 Wood, John 1966
 Woodford, Bruce 1977
 Woods, James 1920,21
 Wrabetz, Voyta 1903,04,05
 Wright, James 1935
 Wright, Randy 1981,82,83
 Wuhrman, Jerald 1952,53
 Wunsch, Jerry 1993,94,95

Y

Yanakos, William 1966,67,68
 Yarborough, William 1968,69,70
 Yderstad, Charles 1948,49,50
 Yeager, Clive 1898,99
 Yocum, Chad 1991,92,93,95
 York, Claude 1938,39
 Young, Richard 1969
 Young, Scott 1993,94,95
 Young, Stephen 1962,63
 Yourg, Daniel 1979

Z

Zakula, Mark 1972,73,74
 Zeisler, George 1906
 Zeman, Robert 1957,58,59
 Ziemetz, Arthur 1974
 Ziese, Edgar 1927
 Zimmerman, John 1973,74,75
 Zinke, Arthur 1913
 Zoelle, Charles 1947
 Zouvoas, Peter 1957,59
 Zullo, Vince 1991,92,93,94
 Zych, Lester 1943

Gridiron History

1889 — Played first game.

1890 — First win, a 106-0 shutout over UW-Whitewater. Wisconsin played Minnesota for the first time. Except for 1906, the Badgers and Gophers have played every year since. It is the longest running series in Division I-A.

1895 — Wisconsin played a vital role in the organization of the Intercollegiate Conference of Faculty Representatives, which eventually became the Big Ten.

1896 — Wisconsin claims first outright Big Ten championship on the way to 7-1-1 record for Coach Phil King.

1897 — Coach Phil King produces second straight Big Ten title and outscored opponents 210-14 in 9-1 campaign.

1901 — First undefeated team (9-0) in UW history. Coach Phil King wins third conference title in six years. Eight shutouts highlight the season as UW has 317-5 scoring advantage.

1902 — Lost 6-0 to Michigan, breaking a 17-game Badger winning streak.

1906 — Dr. C.P. Hutchins coaches Badgers to 5-0 record and the Big Ten title.

1912 — Last undefeated team (7-0) won the school's fifth Big Ten title for first-year coach William Juneau. Nine Badgers named to Walter Eckersall's all-Western team.

1942 — UW is named mythical national champion by the Helms Foundation after 8-1-1 season. A stunning 6-0 loss to Iowa prevented the Badgers from earning a conference championship.

1951 — The "Hard Rocks" team led the nation in total defense and set five Big Ten records in a 7-1-1 season. The UW defense outscored the opponents' offense 58-53. Four Badgers were all-Americans.

1952 — Wisconsin voted to represent Big Ten in '53 Rose Bowl after tying Purdue for the conference title. USC scores a third-period TD for a 7-0 Rose Bowl victory.

1953 — Badgers upset then No. 1-ranked Illinois 34-7 at Camp Randall Stadium.

1954 — Alan Ameche becomes the only Badger to win the Heisman Trophy, given to the nation's top collegiate football player.

1959 — UW rallies to defeat Minnesota 11-7 and earn second Rose Bowl berth. Badgers lose to Washington 44-8 at Pasadena.

1962 — The No. 2-ranked Badgers make second Rose Bowl appearance in three years. The foe was top-rated USC. Badgers' 23-point fourth quarter rally falls short in 42-37 Rose Bowl loss. Ron Vander Kelen was named Big Ten MVP, and UW led the nation in total offense.

1974 — Billy Marek scores five touchdowns and rushes for 304 yards as Badgers close season with 49-14 win over Minnesota.

1981 — Matt VandenBoom intercepts three passes to spark Badgers' 21-14 victory over No. 1-ranked Michigan. Wisconsin earns trip to Garden State Bowl, but falls to Tennessee 28-21.

1982 — John Williams tallies the only score in a 6-0 win at Ohio State, the Badgers' first triumph in Columbus since 1918. Badgers win their first bowl game, a 14-3 decision over Kansas State in the Independence Bowl.

1983 — Al Toon sets Big Ten record with 252 yards receiving in a 42-38 victory at Purdue.

1984 — Fourth consecutive seven-win season ends with 20-19 loss to Kentucky in the Hall of Fame Bowl.

1990 — Don Davey becomes the first four-time first-team academic all-American in NCAA university division history.

1991 — Troy Vincent is the UW's first all-American since '87 and runner-up for the Thorpe Award.

1993 — The UW shares the Big Ten title and defeats UCLA 21-16 in the Rose Bowl to finish sixth in the AP poll. Brent Moss is the Big Ten and Rose Bowl MVP. Eight Badgers are named first-team all-conference, and three earn second-team all-America honors.

1994 — The Badgers claim their second straight bowl victory, a 34-20 win over Duke in the Hall of Fame Bowl. Terrell Fletcher is game MVP with 241 yards rushing. Cory Raymer is a consensus all-American, and the NFL drafts seven Badgers.

Jerry Wunsch, an honorable mention all-Big Ten selection as a junior, has started 23 consecutive games at right tackle.



Records

.....

Team Records

Single-game Offense

Rushing

Attempts — 79 vs. Northwestern (551 yards), 1974
Yards — 551 vs. Northwestern (79 att.), 1974
Yards (Pre-modern) — 563 vs. Lawrence, 1921
Average per attempt — 8.29 vs. Northwestern (49-406), 1983
Touchdowns — 7 vs. Missouri, 1974; vs. Northwestern, 1981; vs. Northwestern, 1993; vs. E. Michigan, 1994

Passing

Attempts — 54 vs. Iowa (25 comp.), 1983
Completions — 35 vs. Iowa (51 att.), 1995
Percentage (min. 10 att.) — .944 vs. Northwestern (17-18), 1993
Yards — 423 vs. Minnesota, 1993
Average per attempt — 11.45 vs. Northwestern (31-355), 1990
Touchdowns — 5 vs. Nevada, 1993; vs. Purdue, 1993
Interceptions — 6 three times; MR: vs. Iowa, 1982
Pass efficiency — 215.40 at Purdue, 1993

Total Offense

Plays — 97 vs. Iowa, 1969; vs. Illinois, 1969
Total yards — 632 vs. Indiana (372 rush., 260 pass.), 1994
Total yards (Pre-modern) — 697 vs. Lawrence (563 rush., 134 pass.), 1921
Average per play — 8.42 vs. Indiana (75-632), 1994

Scoring

Points in quarter — 35 vs. New Mexico State, 1962
Points in half — 41 vs. Indiana, 1994
Points in game — 69 vs. New Mexico State, 1962
Points in game (Pre-modern) — 106 vs. UW-Whitewater, 1890
Touchdowns — 10 vs. New Mexico State, 1962
PATs — 9 vs. New Mexico State (10 att.), 1962
PAT attempts — 10 vs. New Mexico State (9 made), 1962
Field goals — 4 vs. Minnesota, 1976; vs. Kentucky, 1984; vs. Bowling Green St., 1992; vs. Purdue, 1992
Field goal att. — 6 vs. Minnesota, 1961; vs. Northwestern, 1977

Punting

Most punts — 13 vs. Miami, Fla. (504 yards), 1989
Fewest punts — 0 several times; MR: vs. Mich. State, 1993
Yards — 504 vs. Miami, Fla. (13 punts), 1989
Average per punt — 52.3 (4-209) vs. Missouri, 1974

Punt Returns

Punt returns — 11 vs. Indiana (96 yards), 1951
Yards — 277 vs. Iowa (7 ret.), 1947
Touchdowns — 3 vs. Iowa, 1947
Average per ret. (min. 3 att.) — 39.6 vs. Iowa (7-277), 1947

Kickoff Returns

Kickoff returns — 10 vs. Ohio State, 1969; vs. Michigan, 1988
Yards — 189 vs. Minnesota (5 ret.), 1995
Touchdowns — 1 several times; MR: vs. Minnesota, 1995
Avg. per ret. (min. 3 att.) — 46.0 vs. N. Illinois (3-138), 1985

Miscellaneous

First downs — 37 vs. Northwestern, 1974
Fewest fumbles — 0 several times; MR: vs. Iowa, 1995
Fewest fumbles lost — 0 several times; MR: vs. Iowa, 1995
Fewest penalties — 0 several times; MR: vs. Purdue, 1995
Fewest penalty yards — 0 several times; MR: vs. Purdue, 1995

Season Offense

Rushing

Attempts — 612 (55.6 avg.) in 1974
Yards — 3,009 (250.8 avg.) in 1993
Average per attempt — 5.4 in 1994
Average per game — 287.5 in 1974
Touchdowns — 38 (3.5 avg.) in 1974

Passing

Attempts — 340 (179 comp.) in 1982
Completions — 206 (332 att.) in 1995
Percentage — 67.5 (191-283) in 1993
Yards — 2,453 (204.4 avg.) in 1993
Average per game — 221.7 in 1995
Average per attempt — 8.7 in 1993
Fewest interceptions — 5 in 1970
Touchdowns — 20 (1.7 avg.) in 1993 and 1994
Pass efficiency — 155.8 in 1993

Total Offense

Plays — 886 (5,462 yards) in 1993
Yards — 5,462 (886 plays) in 1993
Average per game — 455.2 in 1993
Average per play — 6.2 in 1993

Scoring

Points — 359 (32.6) in 1983
Points per game — 32.6 in 1983
Touchdowns — 49 (4.4 avg.) in 1983
PATs — 45 (48 att.) in 1983; (48 att.) in 1993
PAT attempts — 48 (45 made) in 1983; (45 made) in 1993
PAT percentage — 100.0 several times; MR: 32 of 32 in 1981
Field goals — 22 (32 att.) in 1992
Field goal attempts — 32 (made 22) in 1992
Field goal percentage (min. 15 att.) — .800 (16-20) in 1987
Safeties — 4 in 1951

Team Records

Punting

Punts — 81 (3,047 yards) in 1968
Yards — 3,047 (81 punts) in 1968
Average per punt — 43.0 (67-2,879) in 1986

Punt Returns

Punt returns — 51 (5.7 avg.) in 1951
Yards — 524 (17.5 avg.) in 1947
Average per return — 17.5 (30-524) in 1947

Kickoff Returns

Kickoff returns — 61 (5.5 avg.) in 1988
Yards — 1,164 (97.0 avg.) in 1986
Average per return — 23.5 (28-657) in 1962

Miscellaneous

First downs — 298 in 1993
Fewest fumbles — 14 in 1945
Fewest fumbles lost — 6 in 1982
Fewest penalties — 25 in 1950
Fewest penalty yards — 202 in 1950
Third-down conversion percentage — .583 (88-151) in 1993
Fourth-down conversion percentage — .750 (12-16) in 1992

Single-game Defense

Rushing Defense

Fewest attempts — 16 vs. Marquette (5 yards), 1946
Fewest yards — minus 18 vs. Iowa, 1951
Fewest yards (Pre-modern) — minus 87 vs. Iowa, 1941
Lowest average per attempt — minus 0.5 vs. Iowa, 1951

Passing Defense

Fewest attempts — 3 vs. Ohio State, 1958 and 1961
Fewest completions — 0, four times; MR: Minnesota, 1977
Lowest percentage — 0.0, four times; MR: Minnesota, 1977
Fewest yards — 0, five times; MR: Minnesota, 1977
Lowest avg. per att.— 0.0 several times; MR: Minnesota, 1977
Interceptions — 7 vs. Minnesota, 1954
Interception return yards — 149 vs. Minnesota, 1983
Average per ret. (min. 3 att.) — 37.3 vs. Minnesota (4-149), 1983

Total Defense

Fewest plays — 34 vs. Marquette (115 yards), 1946
Fewest plays (Big Ten) — 43 vs. Mich. State (376 yds.), 1955
Fewest total yards — 71 vs. Cal (24 rush., 47 pass.), 1946
Fewest total yards (Pre-modern) — minus 19 vs. Iowa (-87 rush., 68 pass.), 1941
Lowest average per att. — 1.0 vs. Cal (71 plays, 71 yards), 1946

Scoring

Fewest points — 0, many times; MR: vs. SMU, 1995

Miscellaneous

Fewest first downs — 5 three times; MR: vs. Penn State, 1953
Most QB sacks — 11 (65 yards) vs. Northwestern, 1985
Most turnovers — 10 vs. Purdue (6 fum., 4 int.), 1951
Most fumbles caused — 11 vs. Illinois, 1945
Most fumbles recovered — 8 vs. Illinois, 1948

Season Defense

Rushing Defense

Attempts — 345 (38.3 avg.) in 1951
Fewest yards — 601 (66.8 avg.) in 1951
Fewest touchdowns — 4 in 1951
Lowest average per attempt — 1.7 (345-601) in 1951
Lowest average per game — 66.8 (601 yards) in 1951

Passing Defense

Fewest attempts — 117 (44 comp.) in 1956
Fewest completions — 44 (117 att.) in 1956
Lowest percentage — 36.9 (52 of 141) in 1953
Fewest yards — 661 in 1953
Lowest average per att. — 4.7 (141-661) in 1953
Lowest average per game — 65.2 (717 yards) in 1975
Interceptions — 26 in 1981
Interception return yards — 366 (21 int.) in 1983
Fewest touchdowns — 4 in 1951

Total Defense

Fewest plays — 526 (2,409 yards) in 1947
Fewest total yards — 1,393 (154.8 avg.) in 1951
Lowest average per play — 2.58 (540-1,393) in 1951
Lowest average per game — 154.8 (1,393 yards) in 1951
Fewest touchdowns — 8 (0.9 avg.) in 1951

Scoring

Fewest points — 53 (5.9 avg.) in 1951
Fewest points (Pre-modern) — 5 (0.6 avg.) in 1901
Lowest average per game — 5.9 (53 in 9) in 1951
Shutouts — 2 seven times; MR in 1983

Miscellaneous

Fewest first downs — 82 in 1951
Most turnovers gained — 41 in 1959
Most fumbles caused — 44 in 1959
Most fumbles recovered — 25 in 1972

Rushing

THE RECORD BOOK

Yardage

HALF — 190, Terrell Fletcher vs. Duke, 1995
 GAME — 304, Billy Marek vs. Minnesota, 1974
 By a senior: 241, Terrell Fletcher vs. Duke, 1995
 By a junior: 304, Billy Marek vs. Minnesota, 1974
 By a sophomore: 226, Billy Marek vs. Wyoming, 1973
 By a freshman: 200, Alan Ameche vs. Minnesota, 1951
 SEASON — 1,637, Brent Moss, 1993
 By a senior: 1,476, Terrell Fletcher, 1994
 By a junior: 1,637, Brent Moss, 1993
 By a sophomore: 1,207, Billy Marek, 1973
 By a freshman: 824, Alan Ameche, 1951
 CAREER — 3,709, Billy Marek, 1972-75

Attempts

GAME — 43, Billy Marek vs. Minnesota, 1974
 SEASON — 312, Brent Moss, 1993
 CAREER — 719, Billy Marek, 1972-75

Average per carry

GAME (10 att.) — 14.9, Ken Starch vs. Colorado, 1974
 SEASON (50 att.) — 7.4, Harland Carl, 1952
 CAREER (300 att.) — 5.56, Terrell Fletcher, 1991-94

Touchdowns

GAME — 5, Billy Marek vs. Minnesota, 1974
 SEASON — 18, Billy Marek, 1974
 CAREER — 44, Billy Marek, 1972-75

100-yard games

SEASON — 11, Brent Moss, 1993
 CAREER — 19, Brent Moss, 1991-94
 CONSECUTIVE — 17, Brent Moss, 1993-94

200-yard games

SEASON — 3, Billy Marek, 1974
 CAREER — 5, Billy Marek, 1972-75
 CONSECUTIVE — 3, Billy Marek, 1974

LONGEST RUNS

91† Tom Brigham vs. Western Michigan, 1963
 88† Ken Starch vs. Colorado, 1974
 86† Danny Lewis vs. West Virginia, 1957
 84† Earl Maves vs. Marquette, 1946
 82 Ira Matthews vs. Minnesota, 1978
 81 Harland Carl vs. Marquette, 1951
 81† Billy Marek vs. Missouri, 1974

Pre-modern era

90† Eddie Gillette vs. Northwestern, 1912
 85† Norsky Larson vs. Minnesota, 1898
 85 Norsky Larson vs. Chicago, 1901
 84† A.G. Findlay vs. Minnesota, 1905

† — indicates touchdown

Two Badgers over 100 Yards Rushing in the Same Game

Robert Teague (144) & Lisle Blackburn (109) vs. Indiana, 1949
 Alan Ameche (116) & Harland Carl (113) vs. Illinois, 1952
 Alan Ameche (125) & Harland Carl (102) vs. Minnesota, 1952
 Alan Ameche (145) & Harland Carl (103) vs. Illinois, 1953
 Joseph Dawkins (129) & Alan Thompson (100) vs. Indiana, 1969

Rufus Ferguson (126) & Alan Thompson (124) vs. Iowa, 1971
 Billy Marek (226) & Ken Starch (184) vs. Wyoming, 1973
 Billy Marek (230) & Michael Morgan (100) vs. N'western, 1974
 Ira Matthews (125) & Tom Stauss (123) vs. Northwestern, 1978
 Ira Matthews (134) & Tom Stauss (113) vs. Minnesota, 1978

Larry Emery (122) & Joe Armentrout (120) vs. No. Illinois, 1985
 Larry Emery (136) & Joe Armentrout (113) vs. Wyoming, 1985
 Steve Vinci (140) & Marvin Artley (138) vs. Utah, 1987
 Leon Hunt (116) & Jimmy Henderson (112) vs. N'western, 1989
 Terrell Fletcher (124) & Brent Moss (104) vs. Iowa State, 1993

Brent Moss (125) & Terrell Fletcher (106) vs. Northwestern, 1993
 Terrell Fletcher (139) & Brent Moss (124) vs. Illinois, 1993
 Brent Moss (147) & Terrell Fletcher (112) vs. Michigan State, 1993
 Brent Moss (129) & Terrell Fletcher (100) vs. E. Michigan, 1994
 Terrell Fletcher (146) & Brent Moss (110) vs. Indiana, 1994

Terrell Fletcher (186) & Brent Moss (145) vs. Northwestern, 1994
 Terrell Fletcher (141) & Jason Burns (101) vs. Purdue, 1994
 Carl McCullough (130) & Aaron Stecker (112) vs. SMU, 1995

Rushing

Top Career Rushers

1. Billy Marek

Year	Att	Yards	Avg	TD
'72	1	6	6.0	0
'73	241	1,207	5.0	13
'74	205	1,215	5.9	18
'75	272	1,281	4.7	13
Tot.	719	3,709	5.2	44

2. Brent Moss

Year	Att	Yards	Avg	TD
'91	61	219	3.6	1
'92	165	739	4.5	9
'93	312	1,637	5.2	16
'94	156	833	5.3	8
Tot.	694	3,428	4.9	34

3. Terrell Fletcher

Year	Att	Yards	Avg	TD
'91	109	446	4.1	4
'92	96	496	5.2	0
'93	165	996	6.0	9
'94	244	1,476	6.0	12
Tot.	614	3,414	5.6	25

4. Alan Ameche

Year	Att	Yards	Avg	TD
'51	157	824	5.2	4
'52	233	1,079	4.6	7
'53	165	801	4.9	5
'54	146	641	4.4	9
Tot.	701	3,345	4.8	25

5. Larry Emery

Year	Att	Yards	Avg	TD
'83	56	336	6.0	2
'84	109	675	6.2	5
'85	224	1,113	5.0	8
'86	193	855	4.4	4
Tot.	582	2,979	5.1	19

6. Rufus Ferguson

Year	Att	Yards	Avg	TD
'70	130	588	4.5	6
'71	249	1,222	4.9	13
'72	215	1,004	4.7	7
Tot.	594	2,814	4.7	26

7. Alan Thompson

Year	Att	Yards	Avg	TD
'69	214	907	4.2	9
'70	124	455	3.7	4
'71	124	643	5.2	6
Tot.	462	2,005	4.3	19

8. Marvin Artley

Year	Att	Yards	Avg	TD
'85	40	196	4.9	2
'86	77	324	4.2	2
'87	148	955	6.5	9
'88	132	516	3.9	1
Tot.	397	1,991	5.0	14

9. Larry Canada

Year	Att	Yards	Avg	TD
'73	16	108	6.8	0
'74	67	356	5.3	2
'75	50	257	5.1	0
'76	221	993	4.5	6
Tot.	354	1,714	4.8	8


10. Dave Mohapp

Year	Att	Yards	Avg	TD
'78	34	158	4.6	0
'79	117	603	5.2	4
'80	109	506	4.6	4
'81	99	443	4.5	2
Tot.	359	1,710	4.8	10

YEARLY RUSHING LEADERS

Year	Player	Att.	Yards	Avg.	TD
1995	Carl McCullough	236	1,038	4.4	3
1994	Terrell Fletcher	244	1,476	6.0	12
1993	Brent Moss	312	1,637	5.2	16
1992	Brent Moss	165	739	4.5	9
1991	Terrell Fletcher	109	446	4.1	4
1990	Robert Williams	139	541	3.9	3
1989	Jimmy Henderson	102	426	4.2	0
1988	Marvin Artley	132	516	3.9	1
1987	Marvin Artley	148	955	6.5	9
1986	Larry Emery	193	855	4.4	4
1985	Larry Emery	224	1,113	5.0	8
1984	Marck Harrison	179	848	4.7	3
1983	Gary Ellerson	161	777	4.8	11
1982	Troy King	106	715	6.7	7
1981	John Williams	116	634	5.5	3
1980	John Williams	119	526	4.4	0
1979	Dave Mohapp	117	603	5.2	4
1978	Ira Matthews	130	654	5.0	3
1977	Mike Morgan	124	478	3.9	3
1976	Larry Canada	221	993	4.5	6
1975	Billy Marek	272	1,281	4.7	13
1974	Billy Marek	205	1,215	5.9	18
1973	Billy Marek	241	1,207	5.0	13
1972	Rufus Ferguson	215	1,004	4.7	7
1971	Rufus Ferguson	249	1,222	4.9	13
1970	Rufus Ferguson	130	588	4.5	6
1969	Alan Thompson	214	907	4.2	9
1968	Wayne Todd	100	364	3.6	0
1967	John Smith	96	362	3.8	0
1966	Wayne Todd	128	480	3.8	2
1965	Tom Jankowski	86	271	3.2	0
1964	Ronald Smith	101	438	4.3	1
1963	Louis Holland	88	511	5.8	2
1962	Ralph Kurek	67	367	5.5	7
1961	Jim Nettles	39	213	5.5	2
1960	Tom Wiesner	87	374	4.3	2
1959	Dale Hackbart	103	387	3.8	6
1958	John Hobbs	117	401	3.4	3
1957	Danny Lewis	95	611	6.4	5
1956	Danny Lewis	100	554	5.5	3
1955	Charles Thomas	98	477	4.9	6
1954	Alan Ameche	146	641	4.4	9
1953	Alan Ameche	165	801	4.9	5
1952	Alan Ameche	233	1,079	4.6	7
1951	Alan Ameche	157	824	5.2	4
1950	Rollie Strehlow	101	398	3.9	2
1949	Bob Teague	96	521	5.4	4
1948	Ben Bendrick	64	327	5.1	1
1947	Clarence Self	75	526	7.0	6
1946	Earl Maves	92	538	5.8	2

Big Ten rushing champions in boldface.



Brent Moss owns the school's season rushing record (1,637).

Rushing

Game Records

Attempts

1.	43	Billy Marek vs. Minnesota, 1974
2.	41	Terrell Fletcher vs. Illinois, 1994
3.	39	Billy Marek vs. Illinois, 1975
	39	Terrell Fletcher vs. Duke, 1995
5.	38	Marck Harrison vs. Purdue, 1984

Rushing Yards (min. 175)

1.	304	Billy Marek vs. Minnesota, 1974
2.	241	Terrell Fletcher vs. Duke, 1995
3.	230	Billy Marek vs. Northwestern, 1974
4.	226	Billy Marek vs. Wyoming, 1973
5.	225	Marck Harrison vs. Purdue, 1984
6.	220	Alan Thompson vs. Oklahoma, 1969
7.	211	Rufus Ferguson vs. Minnesota, 1971
8.	206	Billy Marek vs. Iowa, 1974
9.	204	Carl McCullough vs. Stanford, 1995
10.	203	Billy Marek vs. Iowa, 1973
	203	Marck Harrison vs. Ohio State, 1984
12.	200	Alan Ameche vs. Minnesota, 1951
13.	198	Billy Marek vs. Northwestern, 1975
	198	Brent Moss vs. Indiana, 1993
15.	197	Rufus Ferguson vs. Northwestern, 1972
16.	192	Terrell Fletcher vs. Illinois, 1994
17.	189	Billy Marek vs. Illinois, 1975
18.	188	Larry Emery vs. Indiana, 1985
19.	186	Terrell Fletcher vs. Northwestern, 1994
20.	185	Larry Emery vs. Michigan, 1984
21.	184	Ken Starch vs. Wyoming, 1973
22.	182	Billy Marek vs. Indiana, 1975
23.	181	Brent Moss vs. SMU, 1993

TDs Rushing

1.	5	Billy Marek vs. Minnesota, 1974
2.	4	Billy Marek vs. Iowa, 1973
	4	Billy Marek vs. Iowa, 1974
	4	Jess Cole vs. Minnesota, 1980
5.	3	many occasions (MR: Terrell Fletcher vs. Northwestern, 1994)

Average Per Attempt (min. 10 att.)

1.	14.9	Ken Starch vs. Colorado, 1974
2.	14.6	Terrell Fletcher vs. Indiana, 1994
3.	14.2	Ken Starch vs. Wyoming, 1973
4.	12.7	Clarence Self vs. Purdue, 1947
5.	11.4	Robert Williams vs. Ball State, 1990

Season Records

Attempts (min. 200)

1.	312	Brent Moss, 1993
2.	272	Billy Marek, 1975
3.	249	Rufus Ferguson, 1971
4.	244	Terrell Fletcher, 1994
5.	241	Billy Marek, 1973
6.	236	Carl McCullough, 1995
7.	233	Alan Ameche, 1952
8.	224	Larry Emery, 1985
9.	221	Larry Canada, 1976
10.	215	Rufus Ferguson, 1972
11.	214	Alan Thompson, 1969
12.	205	Billy Marek, 1974

Rushing Yards (min. 500)

1.	1,637	Brent Moss, 1993
2.	1,476	Terrell Fletcher, 1994
3.	1,281	Billy Marek, 1975
4.	1,222	Rufus Ferguson, 1971
5.	1,215	Billy Marek, 1974
6.	1,207	Billy Marek, 1973
7.	1,113	Larry Emery, 1985
8.	1,038	Carl McCullough, 1995
9.	1,079	Alan Ameche, 1952
10.	1,004	Rufus Ferguson, 1972
11.	996	Terrell Fletcher, 1993
12.	993	Larry Canada, 1976
13.	955	Marvin Artley, 1987
14.	907	Alan Thompson, 1969
15.	855	Larry Emery, 1986
16.	848	Marck Harrison, 1984
17.	833	Brent Moss, 1994
18.	824	Alan Ameche, 1951
19.	801	Alan Ameche, 1953
20.	777	Gary Ellerson, 1983
21.	739	Brent Moss, 1992
22.	715	Troy King, 1982
23.	675	Larry Emery, 1984
24.	654	Ira Matthews, 1978
25.	643	Alan Thompson, 1971
26.	641	Alan Ameche, 1954
27.	637	Ken Starch, 1974
28.	634	John Williams, 1981
29.	632	Ken Starch, 1973
30.	611	Danny Lewis, 1957
31.	603	Dave Mohapp, 1979
32.	588	Rufus Ferguson, 1970
33.	554	Danny Lewis, 1956
34.	553	Joe Armentrout, 1985
35.	541	Robert Williams, 1990
36.	538	Earl Maves, 1946


37.	535	Ira Matthews, 1976
38.	526	Clarence Self, 1947
	526	John Williams, 1980
40.	521	Bob Teague, 1949
41.	516	Marvin Artley, 1988
42.	511	Louis Holland, 1963
43.	501	Chucky Davis, 1981

TDs Rushing (min. 9)

1.	18	Billy Marek, 1974
2.	16	Brent Moss, 1993
3.	13	Rufus Ferguson, 1971
	13	Billy Marek, 1973
	13	Billy Marek, 1975
6.	12	Terrell Fletcher, 1994
7.	11	Gary Ellerson, 1983
8.	9	Alan Ameche, 1954
	9	Dale Hackbart, 1958
	9	Alan Thompson, 1969
	9	Marvin Artley, 1987
	9	Brent Moss, 1992
	9	Terrell Fletcher, 1993

Avg. Per Attempt (min. 50 att.)

1.	7.4	Harland Carl, 1952
2.	6.7	Troy King, 1982
3.	6.5	Marvin Artley, 1987
4.	6.4	Danny Lewis, 1957
	6.4	Joe Armentrout, 1985



Billy Marek

Rushing

Career Records

Rushing Yards

Rk.	Yards	Player	Fr.	So.	Jr.	Sr.	CAREER			
							Att.	Yards	Avg.	TD
1.	3,709	Billy Marek, 1972-75	6	1,207	1,215	1,281	719	3,709	5.2	44
2.	3,428	Brent Moss, 1991-94	219	739	1,637	833	694	3,428	4.9	34
3.	3,414	Terrell Fletcher, 1991-94	446	496	996	1,476	614	3,414	5.6	25
4.	3,345	Alan Ameche, 1951-54	824	1,079	801	641	701	3,345	4.8	25
5.	2,979	Larry Emery, 1983-86	336	675	1,113	855	582	2,979	5.1	19
6.	2,814	Rufus Ferguson, 1970-72	0	588	1,222	1,004	594	2,814	4.7	26
7.	2,005	Alan Thompson, 1969-71	0	907	455	643	462	2,005	4.3	19
8.	1,991	Marvin Artley, 1985-88	196	324	955	516	397	1,991	5.0	14
9.	1,714	Larry Canada, 1973-76	108	356	257	993	354	1,714	4.8	8
10.	1,710	Dave Mohapp, 1978-81	158	603	506	443	359	1,710	4.8	10
11.	1,671	Ken Starch, 1972-75	10	632	637	392	327	1,671	5.1	8
12.	1,640	Ira Matthews, 1975-78	100	535	351	654	325	1,640	5.0	10
13.	1,576	Joe Armentrout, 1983-86	325	430	553	268	292	1,576	5.4	6
14.	1,560	John Williams, 1979-82	56	526	634	344	329	1,560	4.7	8
15.	1,460	Danny Lewis, 1955-57	0	295	554	611	258	1,460	5.7	9
16.	1,456	Troy King, 1979-82	96	425	220	715	268	1,456	5.4	9
17.	1,354	Mike Morgan, 1974-77	461	184	231	478	284	1,354	4.8	13
18.	1,259	Chucky Davis, 1979-81	407	0	501	351	237	1,259	5.3	8
19.	1,200	Carl McCullough, 1993, 95	162	1,038	—	—	267	1,200	4.5	4
20.	1,180	Marck Harrison, 1981-84	0	72	260	848	233	1,180	5.1	7
21.	1,153	Gary Ellerson, 1981-83	0	19	357	777	239	1,153	4.8	14
22.	1,097	Dale Hackbart, 1957-59	0	319	391	387	256	1,097	4.3	21
23.	1,093	Wayne Todd, 1966-68	0	480	249	364	283	1,093	3.9	4
24.	1,053	Ben Bendrick, 1945-48	0	305	421	327	226	1,053	4.7	11
25.	1,032	Gerald Green, 1979-82	308	264	141	319	235	1,032	4.4	7
26.	961	Louis Holland, 1961-64	0	177	273	511	199	961	4.8	20
27.	954	Ralph Kurek, 1962-64	0	367	262	325	254	954	3.8	12
28.	905	Robert Williams, 1989-91	0	354	541	10	214	905	4.2	4
29.	883	Tom Wiesner, 1958-60	0	374	311	198	221	883	4.0	10
30.	880	Jerry Witt, 1951-53	0	293	380	207	151	880	5.8	11

Attempts

1.	719	Billy Marek, 1972-75
2.	701	Alan Ameche, 1951-54
3.	694	Brent Moss, 1991-94
4.	614	Terrell Fletcher, 1991-94
5.	594	Rufus Ferguson, 1970-72

Touchdowns Rushing

1.	44	Billy Marek, 1972-75
2.	34	Brent Moss, 1991-94
3.	26	Rufus Ferguson, 1970-72
4.	25	Alan Ameche, 1951-54
5.	25	Terrell Fletcher, 1991-94

Avg. Per Attempt (min. 300 att.)

1.	5.56	Terrell Fletcher, 1991-94
2.	5.16	Billy Marek, 1972-75
3.	5.12	Larry Emery, 1983-86
4.	5.11	Ken Starch, 1973-75
5.	5.05	Ira Matthews, 1975-78

100-yard Rushers

Brent Moss (19)

Yds	Att	Avg	Opponent	Year
198	32	6.2	Indiana	1993
181	27	6.7	SMU	1993
173	27	6.4	Mich. St.	1994
158	36	4.4	UCLA	1994
158	25	6.3	Iowa	1992
147	28	5.3	Mich. St.	1993
145	19	7.6	N'western	1994
139	29	4.8	Purdue	1993
137	23	6.0	Minnesota	1992
130	27	4.8	Minnesota	1993
129	25	5.2	Ohio State	1993
129	18	7.2	E. Michigan	1994
128	26	4.9	Michigan	1993
125	15	8.3	N'western	1993
124	27	4.6	Illinois	1993
118	21	5.6	Colorado	1994
110	25	4.4	Indiana	1994
106	26	4.1	Michigan	1994
104	21	5.0	Iowa State	1993

Alan Ameche (17)

Yds	Att	Avg	Opponent	Year
200	31	6.5	Minnesota	1951
162	20	8.1	Indiana	1952
157	31	5.1	N'western	1952
148	25	5.9	Purdue	1951
145	17	8.5	Illinois	1953
133	28	4.8	USC	1953
127	17	7.5	Mich. St.	1954
126	25	5.0	Iowa	1951
125	25	5.0	Minnesota	1952
124	23	5.4	N'western	1951
117	26	4.5	Iowa	1954
116	23	5.0	Rice	1952
116	32	3.6	Illinois	1952
115	28	4.1	Penn State	1953
112	21	5.3	Marquette	1953
107	18	5.9	Marquette	1954
105	25	4.2	Ohio State	1952

Billy Marek (17)

Yds	Att	Avg	Opponent	Year
304	43	7.1	Minnesota	1974
230	29	7.9	N'western	1974
226	29	7.8	Wyoming	1973
206	34	6.0	Iowa	1974
203	30	6.8	Iowa	1973
198	36	5.5	N'western	1975
189	39	4.8	Illinois	1975
182	31	5.9	Indiana	1975
152	25	6.1	Purdue	1975
146	33	4.4	Indiana	1973
145	30	4.8	Nebraska	1973

131	31	4.2	Minnesota	1973
123	13	9.4	Missouri	1974
119	26	4.0	N'western	1973
118	29	4.1	Minnesota	1975
117	35	3.3	Missouri	1975
107	24	4.5	Mich. St.	1974

Larry Emery (15)

Yds	Att	Avg	Opponent	Year
188	28	6.7	Indiana	1985
185	17	10.9	Michigan	1984
174	23	7.6	N'western	1984
136	20	6.8	Wyoming	1985
132	26	5.1	N'western	1986
127	26	4.9	Indiana	1984
124	25	5.0	Minnesota	1985
122	17	7.2	N. Illinois	1985
122	27	4.5	Illinois	1986
120	25	4.8	Ohio State	1986
117	18	6.5	UNLV	1986
110	24	4.6	UNLV	1985
106	28	3.8	Minnesota	1986
104	19	5.4	Iowa	1985
101	20	5.1	Illinois	1985

Terrell Fletcher (15)

Yds	Att	Avg	Opponent	Year
241	39	6.2	Duke	1995
192	41	4.7	Illinois	1994
186	26	7.2	N'western	1994
165	21	7.9	Cincinnati	1994
148	29	5.1	Bowling Green	1992
146	10	14.6	Indiana	1994
141	19	7.4	Purdue	1994
139	18	7.7	Illinois	1993
124	19	6.5	Iowa State	1993
124	22	5.6	N. Illinois	1992
112	10	11.2	Mich. St.	1993
112	19	5.9	N'western	1991
106	22	4.8	N'western	1993
101	28	3.6	Minnesota	1994
100	11	9.1	E. Michigan	1994

Rufus Ferguson (11)

Yds	Att	Avg	Opponent	Year
211	29	7.3	Minnesota	1971
197	34	5.8	N'western	1972
153	28	5.5	Syracuse	1972
152	27	5.6	Indiana	1971
149	26	5.7	Syracuse	1971
136	23	5.9	Ohio State	1971
126	28	4.5	Iowa	1971
112	36	3.1	Minnesota	1972
108	17	6.4	Illinois	1971
107	15	7.1	N'western	1971
103	25	4.1	Mich. St.	1971

Alan Thompson (6)

Yds	Att	Avg	Opponent	Year
220	33	6.7	Oklahoma	1969
124	16	7.8	Iowa	1971
112	24	4.7	Minnesota	1969
109	13	8.4	LSU	1971
104	27	3.8	Iowa	1969
100	18	5.6	Indiana	1969

Marvin Artley (6)

Yds	Att	Avg	Opponent	Year
138	14	9.9	Utah	1987
136	25	5.4	N. Illinois	1988
120	14	8.6	Hawaii	1987
114	17	6.7	Minnesota	1987
108	15	7.2	N'western	1987
107	22	4.9	Ohio State	1987

Carl McCullough (5)

Yds	Att	Avg	Opponent	Year
204	34	6.0	Stanford	1995
151	28	5.4	Colorado	1995
132	35	3.8	Illinois	1995
130	26	5.0	SMU	1995
102	23	4.4	Ohio State	1995

Harland Carl (4)

Yds	Att	Avg	Opponent	Year
105	9	11.7	Marquette	1951
103	7	14.7	Illinois	1953
103	16	6.4	Illinois	1952
102	9	11.3	Minnesota	1952

Troy King (4)

Yds	Att	Avg	Opponent	Year
166	15	11.1	N'western	1982
132	32	4.1	Minnesota	1982
127	11	11.5	Iowa	1982
104	15	6.9	Indiana	1982

Danny Lewis (4)

Yds	Att	Avg	Opponent	Year
160	8	20.0	Marquette	1956
134	8	16.8	Purdue	1957
113	14	8.1	Illinois	1957
103	18	5.7	Ohio State	1957

Joe Armentrout (3)

Yds	Att	Avg	Opponent	Year
120	7	17.1	N. Illinois	1985
113	21	5.4	Wyoming	1985
105	15	7.0	Kentucky	1984

This list of 100-yard rushers is continued on page 225.

Passing

THE RECORD BOOK

Yardage

GAME — 423, Darrell Bevell vs. Minnesota, 1993
 By a senior: 401, Ron Vander Kelen vs. USC, 1963
 By a junior: 355, Tony Lowery vs. Northwestern, 1990
 By a sophomore: 423, Darrell Bevell vs. Minnesota, 1993
 By a freshman: 274, Darrell Bevell vs. Northwestern, 1992
 SEASON — 2,390, Darrell Bevell, 1993
 By a senior: 2,329, Randy Wright, 1983
 By a junior: 2,292, Randy Wright, 1982
 By a sophomore: 2,390, Darrell Bevell, 1993
 By a freshman: 1,479, Darrell Bevell, 1992
 CAREER — 7,686, Darrell Bevell, 1992-95

Attempts

GAME — 54, Randy Wright vs. Iowa, 1983
 SEASON — 330, Randy Wright, 1982
 CAREER — 1,052, Darrell Bevell, 1992-95

Completions

GAME — 35, Darrell Bevell vs. Iowa, 1995
 SEASON — 195, Darrell Bevell, 1995
 CAREER — 646, Darrell Bevell, 1992-95

Percentage

GAME — .944, Darrell Bevell vs. Northwestern, 1993
 SEASON — .678, Darrell Bevell, 1993
 CAREER — .614, Darrell Bevell, 1992-95

Touchdowns

GAME — 5, Darrell Bevell vs. Minnesota, 1993
 SEASON — 19, Randy Wright, 1983; Darrell Bevell, 1993
 CAREER — 59, Darrell Bevell, 1992-95

Efficiency rating

GAME — 233.2, Darrell Bevell vs. SMU, 1995
 SEASON — 155.2, Darrell Bevell, 1993
 CAREER — 133.9, Darrell Bevell, 1992-95

200-yard games

SEASON — 6, Randy Wright, 1983; Darrell Bevell, 1993
 CAREER — 14, Darrell Bevell, 1992-95
 CONSECUTIVE — 4, Randy Wright, 1983

YEARLY PASSING LEADERS

Year	Player	Att.	Comp.	Yards	TD
1995	Darrell Bevell	300	195	2,273	15
1994	Darrell Bevell	231	139	1,544	17
1993	Darrell Bevell	276	187	2,390	19
1992	Darrell Bevell	245	125	1,479	8
1991	Tony Lowery	158	87	965	6
1990	Tony Lowery	280	159	1,757	5
1989	Sean Wilson	129	66	667	3
1988	Tony Lowery	121	67	712	1
1987	Tony Lowery	89	42	572	2
1986	Bud Keyes	174	93	1,002	5
1985	Bud Keyes	147	60	829	8
1984	Mike Howard	314	182	2,127	11
1983	Randy Wright	323	173	2,329	19
1982	Randy Wright	330	174	2,292	15
1981	Jess Cole	215	90	1,269	12
1980	John Josten	138	53	622	1
1979	Mike Kalasmiki	137	72	1,082	5
1978	Mike Kalasmiki	231	107	1,378	12
1977	Anthony Dudley	127	64	877	2
1976	Mike Carroll	262	132	1,627	13
1975	Mike Carroll	123	58	708	0
1974	Gregg Bohlig	143	79	1,212	8
1973	Gregg Bohlig	172	78	1,211	8
1972	Rudy Steiner	150	62	1,080	9
1971	Neil Graff	186	97	1,300	5
1970	Neil Graff	174	83	1,313	11
1969	Neil Graff	191	93	1,086	7
1968	John Ryan	202	84	855	3
1967	John Boyajian	152	79	966	3
1966	John Boyajian	129	64	863	3
1965	Chuck Burt	235	121	1,143	5
1964	Harold Brandt	176	85	1,059	4
1963	Harold Brandt	181	86	1,006	6
1962	Ron Vander Kelen	216	124	1,582	14
1961	Ron Miller	198	104	1,487	11
1960	Ron Miller	188	97	1,351	8
1959	Dale Hackbart	108	51	734	2
1958	Dale Hackbart	99	46	641	4
1957	Sid Williams	54	25	451	4
1956	Sid Williams	19	10	216	0
1955	Jim Haluska	132	71	1,036	6
1954	Jim Miller	88	46	608	5
1953	Jim Miller	69	36	683	6
1952	Jim Haluska	225	123	1,552	12
1951	John Coatta	185	91	1,154	8
1950	John Coatta	108	65	727	6
1949	Bob Petruska	106	45	620	6
1948	Bob Petruska	26	11	125	0
1947	Earl Girard	55	25	322	4
1946	Lisle Blackburn	26	10	175	1

Big Ten passing champions in boldface.

100- Passing

Top Career Passers

1. Darrell Bevell

Year	Comp.	Att.	Int.	Pct.	Yards	TD
1992	125	245	7	.510	1,479	8
1993	187	276	11	.678	2,390	19
1994	139	231	10	.602	1,544	17
1995	195	300	11	.650	2,273	15
Total	646	1,052	39	.614	7,686	59

2. Randy Wright

Year	Comp.	Att.	Int.	Pct.	Yards	TD
1981	30	61	3	.492	382	4
1982	174	330	13	.527	2,292	15
1983	173	323	18	.536	2,329	19
Total	377	714	34	.528	5,003	38

3. Tony Lowery

Year	Comp.	Att.	Int.	Pct.	Yards	TD
1987	42	89	4	.472	572	2
1988	67	121	8	.554	712	1
1990	159	280	13	.568	1,757	5
1991	87	158	7	.551	965	6
Total	355	648	32	.548	4,006	14

4. Neil Graff

Year	Comp.	Att.	Int.	Pct.	Yards	TD
1969	93	191	11	.487	1,086	7
1970	83	174	4	.477	1,313	11
1971	97	186	12	.522	1,300	5
Total	273	551	27	.495	3,699	23

5. Mike Howard

Year	Comp.	Att.	Int.	Pct.	Yards	TD
1983	6	10	1	.600	46	0
1984	182	314	12	.580	2,127	11
1985	62	110	10	.564	643	4
1986	57	113	7	.504	586	5
Total	307	547	30	.561	3,402	20

6. Jim Haluska

Year	Comp.	Att.	Int.	Pct.	Yards	TD
1952	123	225	20	.547	1,552	12
1954	36	75	3	.480	505	2
1955	71	132	10	.538	1,036	6
Total	230	432	33	.532	3,093	20

7. Ron Miller

Year	Comp.	Att.	Int.	Pct.	Yards	TD
1960	97	188	16	.516	1,351	8
1961	104	198	11	.525	1,487	11
Total	201	386	27	.521	2,838	19

8. Mike Kalasmiki

Year	Comp.	Att.	Int.	Pct.	Yards	TD
1977	8	34	4	.235	166	1
1978	107	231	14	.463	1,378	12
1979	72	137	7	.526	1,082	5
Total	187	402	25	.465	2,626	18

9. Gregg Bohlig

Year	Comp.	Att.	Int.	Pct.	Yards	TD
1972	14	40	5	.350	156	0
1973	78	172	6	.453	1,211	8
1974	79	143	10	.552	1,212	8
Total	171	355	21	.482	2,579	16

10. Mike Carroll

Year	Comp.	Att.	Int.	Pct.	Yards	TD
1975	58	123	13	.472	708	0
1976	132	262	17	.504	1,627	13
Total	190	385	30	.494	2,335	13

Game Pass Efficiency

- 233.2 Darrell Bevell vs. SMU, '95
- 226.7 Darrell Bevell vs. Purdue, '93
- 225.6 Darrell Bevell vs. Indiana, '94
- 207.7 Darrell Bevell vs. N'western, '93
- 202.9 Darrell Bevell vs. Illinois, '93

Min. 20 pass attempts

Season Pass Efficiency

- 155.2 Darrell Bevell, 1993
- 137.8 Darrell Bevell, 1995
- 128.9 Darrell Bevell, 1994
- 128.2 Ron Vander Kelen, 1962
- 125.0 Neil Graff, 1970

Min. 200 pass attempts

Career Pass Efficiency

- 133.9 Darrell Bevell, 1992-95
- 118.7 Randy Wright, 1981-83
- 110.5 Jim Haluska, 1952, 54-55
- 107.7 Neil Graff, 1969-71
- 107.3 Mike Howard, 1983-86

Min. 400 pass attempts

200- Passing

Game Records

Pass Attempts

- 54 Randy Wright vs. Iowa, 1983
- 51 Darrell Bevell vs. Iowa, 1995
- 48 Ron Vander Kelen vs. USC, 1963
- 48 Darrell Bevell vs. Minnesota, 1993
- 45 Mike Kalasmiki vs. Michigan St., 1978

Pass Completions

- 35 Darrell Bevell vs. Iowa, 1995
- 33 Ron Vander Kelen vs. USC, 1963
- 31 Darrell Bevell vs. Minnesota, 1993
- 25 Mike Carroll vs. Michigan, 1976
- 25 Randy Wright vs. Iowa, 1983

Passing Yards (min. 250)

- 423 Darrell Bevell vs. Minnesota, 1993
- 401 Ron Vander Kelen vs. USC, 1963
- 355 Tony Lowery vs. Northwestern, 1990
- 352 Darrell Bevell vs. Iowa, 1995
- 325 Randy Wright vs. Iowa, 1983
- 319 Randy Wright vs. Ohio State, 1983
- 317 Randy Wright vs. Purdue, 1983
- 303 Randy Wright vs. Purdue, 1982
- 302 Darrell Bevell vs. Minnesota, 1995
- 297 Ron Miller vs. Minnesota, 1961
- 294 Tony Lowery vs. Temple, 1990
- 290 Mike Howard vs. Purdue, 1984
- 278 Randy Wright vs. Iowa, 1982
- 274 Darrell Bevell vs. Northwestern, 1992
- 268 Mike Carroll vs. Michigan, 1976
- 267 Mike Howard vs. Missouri, 1984
- 265 Mike Kalasmiki vs. Northwestern, 1979
- 265 Darrell Bevell vs. Michigan State, 1995
- 263 Darrell Bevell vs. Nevada, 1993
- 259 Randy Wright vs. Michigan State, 1983
- 253 Gregg Bohlig vs. Northwestern, 1973
- 252 John Boyajian vs. Ohio State, 1967
- 252 Rudy Steiner vs. Ohio State, 1972
- 252 Mike Kalasmiki vs. Minnesota, 1979

TDs Passing

- 5 Darrell Bevell vs. Nevada, 1993
- 4 Neil Graff vs. Indiana, 1969
- 4 Randy Wright vs. Indiana, 1983
- 4 Mike Howard vs. No. Illinois, 1986
- 4 Darrell Bevell vs. Purdue, 1993

Season Records

Pass Attempts

- 330 Randy Wright, 1982
- 323 Randy Wright, 1983
- 314 Mike Howard, 1984
- 300 Darrell Bevell, 1995
- 280 Tony Lowery, 1990
- 276 Darrell Bevell, 1993
- 262 Mike Carroll, 1976
- 245 Darrell Bevell, 1992
- 235 Chuck Burt, 1965
- 231 Mike Kalasmiki, 1978
- 231 Darrell Bevell, 1994

Pass Completions

- 195 Darrell Bevell, 1995
- 187 Darrell Bevell, 1993
- 182 Mike Howard, 1984
- 174 Randy Wright, 1982
- 173 Randy Wright, 1983
- 159 Tony Lowery, 1990
- 139 Darrell Bevell, 1994
- 132 Mike Carroll, 1976
- 125 Darrell Bevell, 1992
- 124 Ron Vander Kelen, 1962

Completion Pct. (min. 100 att.)

- 67.8 Darrell Bevell, 1993
- 65.0 Darrell Bevell, 1995
- 60.2 John Coatta, 1950
- 60.2 Darrell Bevell, 1994
- 58.0 Mike Howard, 1984
- 57.4 Ron Vander Kelen, 1962
- 56.8 Tony Lowery, 1990
- 56.4 Mike Howard, 1985
- 55.4 Tony Lowery, 1988
- 55.1 Tony Lowery, 1991


Passing Yards (min. 1,000)

- 2,390 Darrell Bevell, 1993
- 2,329 Randy Wright, 1983
- 2,292 Randy Wright, 1982
- 2,273 Darrell Bevell, 1995
- 2,127 Mike Howard, 1984
- 1,757 Tony Lowery, 1990
- 1,627 Mike Carroll, 1976
- 1,582 Ron Vander Kelen, 1962
- 1,552 Jim Haluska, 1952
- 1,544 Darrell Bevell, 1994
- 1,487 Ron Miller, 1961

- 1,479 Darrell Bevell, 1992
- 1,378 Mike Kalasmiki, 1978
- 1,351 Ron Miller, 1960
- 1,313 Neil Graff, 1970
- 1,300 Neil Graff, 1971
- 1,269 Jess Cole, 1981
- 1,212 Gregg Bohlig, 1973
- 1,211 Gregg Bohlig, 1974
- 1,154 John Coatta, 1951
- 1,143 Chuck Burt, 1965
- 1,086 Neil Graff, 1969
- 1,082 Mike Kalasmiki, 1979
- 1,080 Rudy Steiner, 1972
- 1,059 Harold Brandt, 1964
- 1,036 Jim Haluska, 1955
- 1,006 Harold Brandt, 1963
- 1,002 Bud Keyes, 1986

TDs Passing

- 19 Randy Wright, 1983
- 19 Darrell Bevell, 1993
- 17 Darrell Bevell, 1994
- 15 Randy Wright, 1982
- 15 Darrell Bevell, 1995
- 14 Ron Vander Kelen, '62
- 13 Mike Carroll, 1976
- 12 Jim Haluska, 1952
- 12 Mike Kalasmiki, 1978
- 12 Jess Cole, 1981



Gregg Bohlig

Passing

.....

Career Records

Passing Yards

Rk.	Yards	Player	Fr.	So.	Jr.	Sr.	CAREER			
							Att.	Comp.	Yards	TD
1.	7,686	Darrell Bevell, 1992-95	1,479	2,390	1,544	2,273	1,052	646	7,686	59
2.	5,003	Randy Wright, 1981-83	0	382	2,292	2,329	714	377	5,003	38
3.	4,006	Tony Lowery, 1987-88, 90-91	572	712	1,757	965	648	355	4,006	14
4.	3,699	Neil Graff, 1969-71	0	1,086	1,313	1,300	551	273	3,699	23
5.	3,402	Mike Howard, 1983-86	46	2,127	643	586	547	307	3,402	20
6.	3,093	Jim Haluska, 1952, 54-55	0	1,552	505	1,036	432	230	3,093	20
7.	2,838	Ron Miller, 1960-61	0	0	1,351	1,487	386	201	2,838	19
8.	2,626	Mike Kalasmiki, 1977-79	0	166	1,378	1,082	402	187	2,626	18
9.	2,579	Gregg Bohlig, 1972-74	0	156	1,211	1,212	355	171	2,579	16
10.	2,335	Mike Carroll, 1975-76	0	0	708	1,627	385	190	2,335	13
11.	2,293	Harold Brandt, 1962-64	0	228	1,006	1,059	393	189	2,293	11
12.	2,181	Bud Keyes, 1985-87	0	829	1,002	350	387	181	2,181	14
13.	2,140	John Coatta, 1949-51	0	259	727	1,154	343	178	2,140	8
14.	2,064	John Boyajian, 1965-67	0	235	863	966	316	162	2,064	7
15.	1,991	John Ryan, 1966-68	0	489	647	855	432	189	1,991	8
16.	1,582	Ron Vander Kelen, 1962	0	0	0	1,582	216	124	1,582	14
17.	1,554	Jim Miller, 1953-55	0	683	608	263	195	94	1,554	15
18.	1,543	Jess Cole, 1980-81	0	0	274	1,269	268	113	1,543	14
19.	1,536	Dale Hackbart, 1957-59	0	161	641	734	238	109	1,536	6
20.	1,529	Rudy Steiner, 1971-72	0	0	449	1,080	220	95	1,529	12
21.	1,495	Jay Macias, 1991-94	585	242	63	605	237	115	1,495	9
22.	1,157	Chuck Burt, 1965-66	0	0	1,143	14	237	122	1,157	5
23.	988	Sid Williams, 1956-58	0	216	451	321	113	57	988	6
24.	933	Robert Petruska, 1949-50	0	0	620	313	171	71	933	7
25.	903	John Josten, 1978-81	249	20	622	12	177	70	903	2
26.	877	Anthony Dudley, 1977	0	0	0	877	127	67	877	2
27.	814	Sean Wilson, 1989-90	0	0	667	147	159	82	814	3

Pass Attempts

1.	1,052	Darrell Bevell, 1992-95
2.	714	Randy Wright, 1981-83
3.	648	Tony Lowery, 1987-88, 90-91
4.	551	Neil Graff, 1969-71
5.	547	Mike Howard, 1983-86

Pass Completions

1.	646	Darrell Bevell, 1992-95
2.	377	Randy Wright, 1981-83
3.	355	Tony Lowery, 1987-88, 90-91
4.	307	Mike Howard, 1983-86
5.	273	Neil Graff, 1969-71

TDs Passing

1.	59	Darrell Bevell, 1992-95
2.	38	Randy Wright, 1981-83
3.	23	Neil Graff, 1969-71
4.	20	Jim Haluska, 1952, 54-55
	20	Mike Howard, 1983-86

200-yard Passers

Darrell Bevell (14)

Yds	Com	Att	Opponent	Year
423	31	48	Minnesota	1993
352	35	51	Iowa	1995
302	17	27	Minnesota	1995
274	21	37	N'western	1992
265	17	27	Mich. State	1995
263	19	27	Nevada	1993
249	18	31	Minnesota	1994
235	14	19	Mich. St.	1993
223	18	20	SMU	1995
222	17	22	Illinois	1993
214	18	30	Ohio State	1992
213	16	25	Illinois	1994
207	17	18	N'western	1993
204	15	20	Purdue	1993

Randy Wright (9)

Yds	Com	Att	Opponent	Year
325	25	54	Iowa	1983
319	23	39	Ohio State	1983
317	16	33	Purdue	1983
303	20	30	Purdue	1982
278	21	40	Iowa	1982
259	21	35	Mich. St.	1983
246	21	43	UCLA	1982
219	18	26	N'western	1983
218	15	34	Illinois	1983

Mike Kalasmiki (5)

Yds	Com	Att	Opponent	Year
265	17	23	N'western	1979
252	13	26	Minnesota	1979
249	20	30	Iowa	1982
240	21	45	Mich. St.	1978
232	16	35	Oregon	1978

Mike Howard (4)

Yds	Com	Att	Opponent	Year
290	20	30	Purdue	1984
267	19	38	Missouri	1984
248	16	28	Illinois	1984
203	19	29	Kentucky	1984

Tony Lowery (4)

Yds	Com	Att	Opponent	Year
355	21	31	N'western	1990
294	23	36	Temple	1990
230	23	33	N. Illinois	1988
224	15	25	E. Michigan	1991

Ron Miller (4)

Yds	Com	Att	Opponent	Year
224	9	19	Marquette	1960
219	13	23	Ohio St.	1961
218	15	28	Oregon St.	1961
203	12	23	Purdue	1960

John Boyajian (3)

Yds	Com	Att	Opponent	Year
290	23	37	Minnesota	1967
252	19	36	Ohio St.	1967
207	18	32	Ohio St.	1966

Mike Carroll (3)

Yds	Com	Att	Opponent	Year
268	25	44	Michigan	1976
231	16	33	Kansas	1976
205	19	33	Purdue	1976

Neil Graff (3)

Yds	Com	Att	Opponent	Year
229	13	20	Indiana	1969
229	16	24	Syracuse	1971
220	8	14	Penn State	1970

Ron Vander Kelen (3)

Yds	Com	Att	Opponent	Year
401	33	48	USC	1963
202	18	28	Iowa	1962
202	17	25	Michigan	1962

Gregg Bohlig (2)

Yds	Com	Att	Opponent	Year
253	13	16	N'western	1973
242	14	21	Nebraska	1974

Jim Haluska (2)


Yds	Com	Att	Opponent	Year
237	14	21	Marquette	1952
232	12	21	USC	1955

Bud Keyes (2)


Yds	Com	Att	Opponent	Year
225	15	40	Illinois	1985
218	16	29	Iowa	1986

The following Badgers had one 200-yard passing game in their careers:

Player (Att-Comp-Yds) Opponent, year
 Hal Brandt (13-26-234) vs. Notre Dame, '64
 Jay Macias (13-20-215) vs. Purdue, '94
 Rudy Steiner (16-27-252) vs. Ohio St., '72
 Sean Wilson (18-27-202) vs. Mich. St., '89



Neil Graff



Mike Howard

Receiving

THE RECORD BOOK

Yardage

GAME — 252, Al Toon vs. Purdue, 1983
 By a senior: 167, Jimmy Jones vs. Northwestern, 1964
 By a junior: 252, Al Toon vs. Purdue, 1983
 By a sophomore: 193, Tim Ware vs. Northwestern, 1990
 By a freshman: 132, Tony Simmons vs. Illinois, 1994
SEASON — 920, Lee DeRamus, 1993
 By a senior: 750, Al Toon, 1984
 By a junior: 920, Lee DeRamus, 1993
 By a sophomore: 689, Tom McCauley, 1966
 By a freshman: 588, Tony Simmons, 1994
 By a wide receiver: 920, Lee DeRamus, 1993
 By a running back: 356, Tom Wiesner, 1960
 By a tight end: 817, Pat Richter, 1961
CAREER — 2,103, Al Toon, 1982-84
 By a wide receiver: 2,103, Al Toon, 1982-84
 By a running back: 658, Joe Armentrout, 1983-86
 By a tight end: 1,873, Pat Richter, 1960-62

Receptions

GAME — 13, Matt Nyquist vs. Iowa, 1995
 By a wide receiver: 11, Jimmy Jones vs. Northwestern, 1964; Louis Jung vs. Colorado, 1965
 By a tight end: 13, Matt Nyquist vs. Iowa, 1995
SEASON — 54, Al Toon, 1984; Lee DeRamus, 1993
 By a wide receiver: 54, Al Toon, 1984; Lee DeRamus, 1993
 By a running back: 33, Ron Johnson, 1994
 By a tight end: 49, Pat Richter, 1962
CAREER — 131, Al Toon, 1982-84
 By a wide receiver: 131, Al Toon, 1982-84
 By a running back: 69, Joe Armentrout, 1983-86
 By a tight end: 121, Pat Richter, 1960-62

Average per reception

GAME (min. 5 rec.) — 42.0, Al Toon vs. Purdue, 1983
SEASON (min. 25 rec.) — 21.3, Larry Mialik, 1970
CAREER (min. 50 rec.) — 21.41, Tony Simmons, 1994-present

Touchdowns

GAME — 3, Dave Howard vs. Iowa, 1955; Pat Richter vs. Illinois, 1961
SEASON — 9, Al Toon, 1983
CAREER — 19, Al Toon, 1982-84


LONGEST RECEPTIONS

- 89† Tony Lowery to Lee DeRamus vs. E. Michigan, 1991
- 87† Randy Wright to Tim Stracka vs. Kansas State, 1982
- 80† John Josten to David Charles vs. Richmond, 1978
- 79† Mike Howard to Reggie Tompkins vs. N. Illinois, 1986
- 78† Jim Haluska to John Bridgeman vs. USC, 1955
- 78† John Boyajian to Tom McCauley vs. Michigan, 1966
- 78† Bud Keyes to Tim Fullington vs. UNLV, 1985
- 77† Gregg Bohlig to Jeff Mack vs. Nebraska, 1974
- 77† Rudy Steiner to Jeff Mack vs. LSU, 1972
- 76† Gregg Bohlig to Jack Novak vs. Colorado, 1973
- 75† Neil Graff to Tim Klosek vs. Michigan State, 1971
- 74† Dale Hackbart to Al Schoonover vs. Marquette, 1959
- 73† Rudy Steiner to Jack Novak vs. N. Illinois, 1972
- 73† Randy Wright to Al Toon vs. Purdue, 1983
- 71† Jess Cole to John Williams vs. Michigan, 1981
- 70† Lisle Blackburn to Bob Wartinbee vs. Marquette, 1949
- 70† Tony Lowery to Tim Ware vs. Northwestern, 1990
- 70† Darrell Bevell to Tony Simmons vs. Minnesota, 1995

Pre-modern era

- 80† Wally Barr to Paul Meyers vs. Minnesota, 1919
- 78† C. Tommerson to John Wilson vs. Michigan, 1935
- 72† John Tennant to Dave Schreiner vs. Minnesota, 1940
- 71† Jack Wink to Dave Schreiner vs. Marquette, 1942

† — indicates touchdown



Joe Armentrout is the all-time UW leader for receptions by a running back (69).

Receiving

Top Career Receivers

1. Al Toon

Year	No.	Yards	Avg.	TD
'82	32	472	14.8	5
'83	45	881	19.6	9
'84	54	750	13.9	5
Tot.	131	2,103	16.1	19

2. Lee DeRamus

Year	No.	Yards	Avg.	TD
'91	23	374	16.3	3
'92	42	680	16.2	6
'93	54	920	17.0	6
Tot.	119	1,974	16.6	15

3. Pat Richter

Year	No.	Yards	Avg.	TD
'60	25	362	14.5	1
'61	47	817	17.4	8
'62	49	694	14.2	6
Tot.	121	1,873	15.5	15

4. David Charles

Year	No.	Yards	Avg.	TD
'76	34	449	13.2	3
'77	29	437	15.1	3
'78	38	573	15.1	5
Tot.	101	1,459	14.4	11

5. Tim Stracka

Year	No.	Yards	Avg.	TD
'78	4	68	17.0	2
'79	25	289	11.6	0
'80	28	462	16.5	2
'82	35	614	17.5	3
Tot.	92	1,433	15.6	7

6. Mel Reddick

Year	No.	Yards	Avg.	TD
'67	42	524	12.5	2
'68	34	375	11.0	1
'69	37	421	11.4	3
Tot.	113	1,320	11.7	6

7. Michael Jones

Year	No.	Yards	Avg.	TD
'81	24	421	17.5	4
'82	17	275	16.2	3
'83	24	281	11.7	2
'84	22	289	13.1	3
Tot.	87	1,266	14.6	12

8. Tom McCauley


Year	No.	Yards	Avg.	TD
'66	46	689	15.0	3
'67	37	525	14.2	0
'68	1	37	37.0	0
Tot.	84	1,251	14.9	3

9. Jeff Mack

Year	No.	Yards	Avg.	TD
'72	27	528	19.6	5
'73	14	227	16.2	3
'74	16	353	22.1	2
Tot.	57	1,108	19.4	10

10. Tony Simmons

Year	No.	Yards	Avg.	TD
'94	22	588	26.7	8
'95	29	504	17.4	7
Tot.	51	1,092	21.4	15



Al Toon is the University's all-time receiving leader with 2,103 yards.

YEARLY RECEIVING LEADERS

Year	Player	No.	Yards	Avg.	TD
1995	Michael London	41	587	14.3	2
1994	Tony Simmons	22	588	26.7	8
1993	Lee DeRamus	54	920	17.0	6
1992	Lee DeRamus	42	680	16.2	6
1991	Lee DeRamus	23	374	16.3	3
1990	Tim Ware	24	473	19.7	2
1989	Craig Hudson	24	206	8.6	0
1988	Scott Bestor	26	327	12.6	0
1987	Scott Bestor	18	257	14.3	1
1986	Reggie Tompkins	32	443	13.8	2
1985	Tim Fullington	21	403	19.2	4
1984	Al Toon	54	750	13.9	5
1983	Al Toon	45	881	19.6	9
1982	Tim Stracka	35	614	17.5	3
1981	Michael Jones	24	421	17.5	4
1980	Tim Stracka	28	462	16.5	2
1979	Tom Stauss	38	660	17.4	3
1978	David Charles	38	573	15.1	5
1977	David Charles	29	437	15.1	3
1976	David Charles	34	449	13.2	3
1975	Ray Bailey	18	223	12.4	0
1974	Jeff Mack	16	353	22.1	2
1973	Jack Novak	13	282	21.7	1
1972	Jeff Mack	27	528	19.6	5
1971	Albert Hannah	39	608	15.6	2
1970	Larry Mialik	33	702	21.3	7
1969	Stu Voigt	39	439	11.3	2
1968	Mel Reddick	34	375	11.0	1
1967	Tom McCauley	37	525	14.2	0
1966	Tom McCauley	46	689	15.0	3
1965	Dennis Lager	39	396	10.2	0
1964	Jimmy Jones	34	529	15.6	4
1963	Rick Reichardt	26	383	14.7	1
1962	Pat Richter	49	694	14.2	6
1961	Pat Richter	47	817	17.4	8
1960	Pat Richter	25	362	14.5	1
1959	Alan Schoonover	10	290	29.0	1
1958	Ron Steiner	11	171	15.5	1
1957	Earl Hill	11	197	17.9	2
1956	Dave Howard	16	247	15.4	2
1955	Dave Howard	15	273	18.2	3
1954	Ron Locklin	22	218	9.9	2
1953	Norbert Esser	19	238	12.5	2
1952	Jerry Witt	27	387	14.3	4
1951	Jerry Witt	17	371	21.8	3
1950	Gene Felker	23	266	11.6	1
1949	Hal Haberman	17	194	11.4	2
1948	Jim Embach	5	92	18.4	0
1947	Tom Bennett	7	95	13.6	1
1946	Tom Bennett	6	124	20.7	0

Big Ten receiving champions in boldface.

Receiving

Game Records

Receptions

- 13 Matt Nyquist vs. Iowa, 1995
- 11 Pat Richter vs. USC, 1963
- 11 Jimmy Jones vs. Northwestern, 1964
- 11 Louis Jung vs. Colorado, 1965
- 10 Al Toon vs. Michigan State, 1983
- 9 six times (MR: Lee DeRamus & J.C. Dawkins vs. Minnesota, 1993)

Receiving Yards (min. 125)

- 252 Al Toon vs. Purdue, 1983
- 193 Tim Ware vs. Northwestern, 1990
- 170 Pat Richter vs. Illinois, 1961
- 167 Jimmy Jones vs. Northwestern, 1964
- 163 Pat Richter vs. USC, 1963
- 156 Lee DeRamus vs. Minnesota, 1993
- 156 Pat Richter vs. Northwestern, 1961
- 150 Jerry Witt vs. Northwestern, 1951
- 149 Al Toon vs. Michigan State, 1983
- 147 Tom McCauley vs. Michigan, 1966
- 147 Dave Howard vs. Iowa, 1955
- 142 Pat Richter vs. Minnesota, 1961
- 142 Larry Mialik vs. Penn State, 1970
- 140 Tony Simmons vs. Minnesota, 1995
- 138 Pat Richter vs. Oregon State, 1961
- 136 Al Toon vs. Iowa, 1983
- 135 Tim Klosek vs. Michigan State, 1971
- 135 Tom Stauss vs. Minnesota, 1979
- 134 David Charles vs. Iowa, 1978
- 132 Jeff Mack vs. Nebraska, 1974
- 132 Tony Simmons vs. Illinois, 1994
- 131 Bill Williams vs. Temple, 1990
- 131 J.C. Dawkins vs. Minnesota, 1993
- 130 Larry Mialik vs. Illinois, 1970
- 125 Lee DeRamus vs. Illinois, 1993

Receiving Touchdowns

- 3 Dave Howard vs. Iowa, 1955
- 3 Pat Richter vs. Illinois, 1961
- 2 many times (MR: Tony Simmons vs. Minnesota, 1995)

Mel Reddick lettered in football and basketball at the UW. He caught 42 passes for 524 yards in 1967.

Season Records

Receptions (min. 30)

- 54 Al Toon, 1984
- 54 Lee DeRamus, 1993
- 49 Pat Richter, 1962
- 47 Pat Richter, 1961
- 46 Tom McCauley, 1966
- 45 Al Toon, 1983
- 42 Mel Reddick, 1967
- 42 Lee DeRamus, 1992
- 41 Bret Pearson, 1984
- 41 Michael London, 1995
- 39 Dennis Lager, 1965
- 39 Stu Voigt, 1969
- 39 Al Hannah, 1971
- 38 David Charles, 1978
- 38 Tom Stauss, 1979
- 37 Tom McCauley, 1967
- 37 Mel Reddick, 1969
- 37 Matt Nyquist, 1995
- 36 J.C. Dawkins, 1993
- 35 Tim Stracka, 1982
- 34 James Jones, 1964
- 34 Mel Reddick, 1968
- 34 David Charles, 1976
- 34 Bret Pearson, 1983
- 34 Michael Roan, 1993
- 33 Larry Mialik, 1970
- 33 Ron Johnson, 1994
- 32 Louis Jung, 1965
- 32 Reggie Tompkins, 1986
- 32 Al Toon, 1982
- 31 Bill Fritz, 1965
- 30 Bill Williams, 1990

Receiving Yards (min. 400)


- 920 Lee DeRamus, 1993
- 881 Al Toon, 1983
- 817 Pat Richter, 1961
- 750 Al Toon, 1984
- 702 Larry Mialik, 1970
- 694 Pat Richter, 1962
- 689 Tom McCauley, 1966
- 680 Lee DeRamus, 1992
- 660 Tom Stauss, 1979
- 614 Tim Stracka, 1982
- 608 Al Hannah, 1971
- 588 Tony Simmons, 1994
- 587 Michael London, 1995
- 573 David Charles, 1978
- 529 James Jones, 1964
- 528 Jeff Mack, 1972
- 525 Tom McCauley, 1967
- 524 Mel Reddick, 1967
- 512 J.C. Dawkins, 1993
- 504 Tony Simmons, 1995
- 473 Tim Ware, 1990
- 472 Al Toon, 1982
- 462 Tim Stracka, 1980
- 449 David Charles, 1976
- 443 Reggie Tompkins, 1986
- 439 Stu Voigt, 1969
- 439 Tim Klosek, 1971
- 437 David Charles, 1977
- 421 Mel Reddick, 1969
- 421 Michael Jones, 1981
- 415 Bret Pearson, 1984
- 403 Tim Fullington, 1985

Avg. Per Reception (min. 25 rec.)

- 21.3 Larry Mialik, 1970
- 19.6 Jeff Mack, 1972
- 19.6 Al Toon, 1983
- 17.6 Tim Klosek, 1971
- 17.5 Michael Jones, 1981
- 17.5 Tim Stracka, 1982

TDs Receiving

- 9 Al Toon, 1983
- 8 Pat Richter, 1961
- 8 Tony Simmons, 1994
- 7 Larry Mialik, 1970
- 7 Tony Simmons, 1995
- 6 Pat Richter, 1962
- 6 Lee DeRamus, 1992
- 6 Lee DeRamus, 1993



Receiving

Career Records

Receiving Yards

Rk.	Yards	Player	Fr.	So.	Jr.	Sr.	CAREER			
							No.	Yards	Avg.	TD
1.	2,103	Al Toon, 1982-84	0	472	881	750	131	2,103	16.1	19
2.	1,974	Lee DeRamus, 1991-93	374	680	920	—	119	1,974	16.6	15
3.	1,873	Pat Richter, 1960-62	0	362	817	694	121	1,873	15.5	15
4.	1,459	David Charles, 1976-78	0	449	437	573	101	1,459	14.4	11
5.	1,433	Tim Stracka, 1978-80, 82	68	289	462	614	92	1,433	15.6	7
6.	1,320	Mel Reddick, 1967-69	0	524	375	421	113	1,320	11.7	6
7.	1,266	Michael Jones, 1981-84	421	275	281	289	87	1,266	14.6	12
8.	1,251	Tom McCauley, 1966-68	0	689	525	37	84	1,251	14.9	3
9.	1,108	Jeff Mack, 1972-74	0	528	227	353	57	1,108	19.4	10
10.	1,092	Tony Simmons, 1994-95	588	504	—	—	51	1,092	21.4	15
11.	1,025	Al Hannah, 1969-71	0	261	156	608	59	1,025	17.4	7
12.	980	Michael Roan, 1991-94	231	174	396	179	92	980	10.7	9
13.	965	Jack Novak, 1972-74	0	352	282	331	49	965	19.7	6
14.	933	Thad McFadden, 1980-81, 83-84	134	257	250	292	61	933	15.3	8
15.	908	James Jones, 1963-64	0	0	379	529	56	908	16.2	7
16.	883	Larry Mialik, 1969-71	0	16	702	165	50	883	17.7	8
17.	866	Bill Williams, 1986-88, 90	132	222	170	342	64	866	13.5	1
18.	841	J.C. Dawkins, 1992-94	0	69	512	260	69	841	12.2	7
19.	831	Scott Bestor, 1986-88	0	247	257	327	63	831	13.2	1
20.	830	Jerry Witt, 1951-53	0	371	387	72	48	830	17.3	8
21.	815	Tom Stauss, 1977-79	0	106	49	660	48	815	17.0	5
22.	809	Bill Fritz, 1965-67	0	271	290	248	82	809	9.9	5
23.	796	Bret Pearson, 1981-84	0	8	373	415	76	796	10.5	2
24.	792	Tim Ware, 1989-92	69	473	35	215	49	792	16.2	3
25.	710	Ray Sydnor, 1978-79	0	0	392	318	49	710	14.5	4
26.	704	Stu Voigt, 1967-69	0	98	167	439	63	704	11.2	3
27.	696	Dave Howard, 1954-56	0	176	273	247	42	696	16.6	6
28.	689	Aaron Brown, 1989-92	174	76	333	106	53	689	13.0	3
	689	Michael London, 1991-93, 95	63	0	39	587	51	689	13.5	2
30.	658	Joe Armentrout, 1983-86	113	117	223	205	69	658	9.5	6
31.	628	Ira Matthews, 1975-78	100	238	147	143	49	628	12.8	3
32.	591	Jeff Nault, 1979-82	0	7	250	334	46	591	12.8	8
33.	551	Marvin Neal, 1979-83	40	119	219	173	33	551	16.7	6
34.	545	Matt Nyquist, 1992-95	0	80	111	354	59	545	9.2	9
35.	533	Reggie Tompkins, 1984-86	0	0	90	443	40	533	13.3	2
36.	511	Terrell Fletcher, 1991-94	125	75	131	180	58	511	8.8	4

Receptions

1.	131	Al Toon, 1982-84
2.	121	Pat Richter, 1960-62
3.	119	Lee DeRamus, 1991-93
4.	113	Mel Reddick, 1967-69
5.	101	David Charles, 1976-78

Avg. Per Reception (min. 50)

1.	21.4	Tony Simmons, 1994-95
2.	19.4	Jeff Mack, 1972-74
3.	17.7	Larry Mialik, 1969-71
4.	17.4	Al Hannah, 1969-71
5.	16.6	Lee DeRamus, 1991-93

TDs Receiving

1.	19	Al Toon, 1982-84
2.	15	Pat Richter, 1960-62
	15	Lee DeRamus, 1991-93
	15	Tony Simmons, 1994-95
5.	12	Michael Jones, 1981-84

100-yard Receivers

Pat Richter (8)

Yds Rec	Avg	Opponent	Year
170	9	Illinois	1961
163	11	USC	1963
156	7	N'western	1961
142	6	Minnesota	1961
138	8	Oregon State	1961
110	7	Purdue	1960
104	6	Ohio St.	1961
104	7	Michigan	1962

Lee DeRamus (6)

Yds Rec	Avg	Opponent	Year
156	9	Minnesota	1993
125	8	Illinois	1993
116	3	Indiana	1993
115	6	N'western	1992
112	7	SMU	1993
109	4	E. Michigan	1991

Al Toon (6)

Yds Rec	Avg	Opponent	Year
252	6	Purdue	1983
149	10	Mich. St.	1983
136	6	Iowa	1983
118	7	Purdue	1984
117	9	Missouri	1984
112	8	Illinois	1984

David Charles (3)

Yds Rec	Avg	Opponent	Year
134	9	Iowa	1978
122	7	Iowa	1977
100	3	Richmond	1978

Al Hannah (3)

Yds Rec	Avg	Opponent	Year
110	6	Syracuse	1971
108	3	Illinois	1969
102	4	Minnesota	1970

Jimmy Jones (3)

Yds Rec	Avg	Opponent	Year
167	11	N'western	1964
122	5	Notre Dame	1964
100	6	Notre Dame	1963

Tom McCauley (3)

Yds Rec	Avg	Opponent	Year
145	7	Michigan	1966
132	9	Minnesota	1967
123	8	Washington	1967

Tony Simmons (3)

Yds Rec	Avg	Opponent	Year
140	3	Minnesota	1995
132	6	Illinois	1994
114	3	Indiana	1994

Tom Stauss (3)

Yds Rec	Avg	Opponent	Year
135	8	Minnesota	1979
117	7	San Diego St.	1979
101	5	UCLA	1979

Tim Fullington (2)

Yds Rec	Avg	Opponent	Year
135	6	Illinois	1985
114	5	Wyoming	1985

Tim Klosek (2)

Yds Rec	Avg	Opponent	Year
135	7	Mich. St.	1971
106	7	N'western	1971

Jeff Mack (2)

Yds Rec	Avg	Opponent	Year
132	5	Nebraska	1974
104	4	N'western	1972

Larry Mialik (2)


Yds Rec	Avg	Opponent	Year
142	3	Penn State	1970
130	4	Illinois	1970

Tim Stracka (2)


Yds Rec	Avg	Opponent	Year
107	4	San Diego St.	1980
105	6	Indiana	1982

The following Badgers had one 100-yard receiving game in their careers:

Player (No-Yds-Avg) Opponent, year
 Jim Bakken (4-167-41.2) vs. Iowa, '60
 Fred Bobo (5-103-20.6) vs. UNLV, '85
 J.C. Dawkins (9-131-14.6) vs. Minnesota, '93
 Donald Hayes (6-101-16.8) vs. Illinois, '95
 David Howard (6-147-24.5) vs. Iowa, '55
 Ted Jones (3-103-34.3) vs. Purdue, '82
 Tom Lonnborg (8-109-13.6) vs. Ohio St., '71
 Clarence Novak (6-103-17.2) vs. Ohio St., '72
 Matt Nyquist (13-140-10.8) vs. Iowa, '95
 Mel Reddick (6-105-17.5) vs. Pitt, '67
 Rick Reichardt (7-119-17.0) vs. Mich. St., '63
 Al Schoonover (3-103-34.3) vs. Minnesota, '59
 Ray Sydnor (4-102-25.5) vs. Purdue, '78
 Reggie Tompkins (5-110-22.0) vs. Iowa, '86
 Tim Ware (7-193-27.6) vs. N'western, '90
 Bill Williams (6-131-21.2) vs. Temple, '90
 Jerry Witt (6-150-25.0) vs. N'western, '51



Tim Ware (above) had 193 receiving yards at Northwestern in 1990 and Al Hannah (left) is 11th in career yardage at the UW.



Scoring

THE RECORD BOOK

Points

GAME — 30, Billy Marek vs. Minnesota, 1974
 By a kicker: 15, Rich Thompson vs. Bowling Green, 1992
 SEASON — 114, Billy Marek, 1974
 By a senior: 82, Rich Thompson, 1992
 By a junior: 114, Billy Marek, 1974
 By a sophomore: 84, Billy Marek, 1973
 By a freshman: 84, Todd Gregoire, 1984
 CAREER — 278, Billy Marek, 1972-75; Todd Gregoire, 1984-87

Touchdowns

GAME — 5, Billy Marek vs. Minnesota, 1974
 SEASON — 18, Billy Marek, 1974
 CAREER — 46, Billy Marek, 1972-74

Extra points

GAME — 8, Vince Lamia vs. Missouri, 1974; Kevin Rohde vs. Minnesota, 1983; Rick Schnetzky vs. Eastern Michigan, 1994; Rick Schnetzky vs. Indiana, 1994
 SEASON — 45, Kevin Rohde, 1983
 CAREER — 105, Vince Lamia, 1973-76

Extra point accuracy

GAME (min. 8 att.) — 100.0, Vince Lamia vs. Missouri, 1974; Kevin Rohde vs. Minnesota, 1983; Rick Schnetzky vs. E. Michigan, 1994
 SEASON — 100.0, Gary Kroner, 1962; Mark Doran, 1981; Roger Jaeger, 1971
 CAREER — 96.5, Todd Gregoire, 1984-87

Field goals

GAME — 4, Vince Lamia vs. Minnesota, 1976; Todd Gregoire vs. Kentucky, 1984; Rich Thompson vs. Bowling Green, 1992; Rich Thompson vs. Purdue, 1992
 SEASON — 22, Rich Thompson, 1992
 CAREER — 65, Todd Gregoire, 1984-87

Field goal accuracy

GAME (min. 4 att.) — 100.0, Vince Lamia vs. Minnesota, 1976; Todd Gregoire vs. Kentucky, 1984; Rich Thompson vs. Bowling Green, 1992; Rich Thompson vs. Purdue, 1992
 SEASON (min. 15 att.) — 80.0, Todd Gregoire, 1987
 CAREER (min. 30 att.) — 76.5, Todd Gregoire, 1984-87

LONGEST FIELD GOALS

60	John Hall vs. Minnesota, 1995
54	Todd Gregoire vs. Ball State, 1987
52	Rich Thompson vs. Western Michigan, 1988
51	John Hall vs. Colorado, 1994
51	Todd Gregoire vs. Northern Illinois, 1984
50	Vladimir LaBun vs. Northwestern, 1975
50	Wendell Gladem vs. Ohio State, 1981


Pre-modern era

62*	Pat O'Dea vs. Northwestern, 1898
60*	Pat O'Dea vs. Minnesota, 1899
57*	Pat O'Dea vs. Chicago, 1897
57*	Pat O'Dea vs. Illinois, 1899
55*	Pat O'Dea vs. Minnesota, 1897

* — indicates drop kick

LONG-DISTANCE CONNECTION

John Hall booted a 60-yard field goal at the end of the first half in the Badgers' 34-27 win at Minnesota in the Hubert H. Humphrey Metrodome. The field goal was the longest in school history, the fourth-longest in the modern-era of the Big Ten and the fourth-longest in NCAA history without the use of a tee.



Scoring

Game Records

Points

- 30 Billy Marek vs. Minnesota, 1974
- 24 Billy Marek vs. Iowa, 1973
- 24 Billy Marek vs. Iowa, 1974
- 24 Jess Cole vs. Minnesota, 1980

Field Goals Attempted

- 6 Jim Bakken vs. Minnesota, 1961
- 6 Steve Veith vs. Northwestern, 1977
- 5 Jim Bakken vs. Utah, 1961
- 5 James Johnson vs. Indiana, 1968
- 5 Todd Gregoire vs. Ohio State, 1984
- 5 Robb Mehring vs. Minnesota, 1988

Field Goals Made


- 4 Vince Lamia vs. Minnesota, 1976
- 4 Todd Gregoire vs. Kentucky, 1984
- 4 Rich Thompson vs. Bowling Green, 1992
- 4 Rich Thompson vs. Purdue, 1992
- 3 five times (MR: Todd Gregoire vs. Indiana, 1985)

Extra Points Attempted

- 9 Rick Schnetzky vs. Indiana, 1994
- 8 Vince Lamia vs. Missouri, 1974
- 8 Kevin Rohde vs. Minnesota, 1983
- 8 Rick Schnetzky vs. E. Michigan, 1994

Extra Points Made

- 8 Vince Lamia vs. Missouri, 1974
- 8 Kevin Rohde vs. Minnesota, 1983
- 8 Rick Schnetzky vs. E. Michigan, 1994
- 8 Rick Schnetzky vs. Indiana, 1994



Todd Gregoire

Season Records

Points

- 114 Billy Marek, 1974
- 96 Brent Moss, 1993
- 84 Billy Marek, 1973
- 84 Todd Gregoire, 1984
- 82 Rich Thompson, 1992
- 80 Rufus Ferguson, 1971
- 80 Billy Marek, 1975
- 80 Terrell Fletcher, 1994
- 72 Vince Lamia, 1976
- 72 Louis Holland, 1962

Field Goals Attempted

- 32 Rich Thompson, 1992
- 26 Todd Gregoire, 1984
- 22 Todd Gregoire, 1985
- 21 Vince Lamia, 1976
- 20 Todd Gregoire, 1987

Field Goals Made

- 22 Rich Thompson, 1992
- 20 Todd Gregoire, 1984
- 16 Todd Gregoire, 1985
- 16 Todd Gregoire, 1987
- 13 two players

Field Goal Pct. (min. 15 att.)

- 80.0 Todd Gregoire, 1987
- 76.9 Todd Gregoire, 1984
- 76.5 Todd Gregoire, 1986
- 72.7 Todd Gregoire, 1985
- 68.8 Rich Thompson, 1992

Extra Points Attempted

- 48 Kevin Rohde, 1983
- 45 Rick Schnetzky, 1994
- 41 Vince Lamia, 1974
- 34 Vince Lamia, 1976
- 32 two players

Extra Points Made

- 45 Kevin Rohde, 1983
- 41 Rick Schnetzky, 1994
- 40 Vince Lamia, 1974
- 33 Vince Lamia, 1976
- 32 two players

Extra Point Pct. (min. 25 att.)

- 100.0 Gary Kroner, 1962
- 100.0 Mark Doran, 1981
- 100.0 Roger Jaeger, 1971
- 97.6 Vince Lamia, 1974
- 97.1 Vince Lamia, 1976

Career Records

Points

- 278 Billy Marek, 1972-75
- 278 Todd Gregoire, 1984-87
- 207 Rich Thompson, 1988-92
- 204 Brent Moss, 1991-94
- 180 Vince Lamia, 1973-76
- 176 Terrell Fletcher, 1991-94
- 158 Rufus Ferguson, 1970-72
- 150 Alan Ameche, 1951-54
- 138 Louis Holland, 1961-63
- 136 Alan Thompson, 1969-71

Field Goals Attempted

- 85 Todd Gregoire, 1984-87
- 81 Rich Thompson, 1988-92
- 39 Vince Lamia, 1973-76
- 35 Steve Veith, 1977-79
- 32 Roger Jaeger, 1969-71

Field Goals Made

- 65 Todd Gregoire, 1984-87
- 51 Rich Thompson, 1988-92
- 25 Vince Lamia, 1973-76
- 16 Steve Veith, 1977-79
- 15 two players

Field Goal Pct. (min. 30 att.)

- 76.5 Todd Gregoire, 1984-87
- 64.1 Vince Lamia, 1973-76
- 63.0 Rich Thompson, 1988-92
- 50.0 John Hall, 1993-95
- 46.9 Roger Jaeger, 1969-71

Extra Points Attempted

- 110 Vince Lamia, 1973-76
- 96 Lisle Blackburn, 1946-49
- 86 Todd Gregoire, 1984-87
- 72 Paul Shwaiko, 1954-55, 58
- 66 Roger Jaeger, 1969-71

Extra Points Made

- 105 Vince Lamia, 1973-76
- 83 Todd Gregoire, 1984-87
- 66 Lisle Blackburn, 1946-49
- 61 by three players

Extra Point Pct. (min. 50 att.)

- 96.5 Todd Gregoire, 1984-87
- 95.5 Vince Lamia, 1973-76
- 95.3 Kevin Rohde, 1982-83
- 93.5 Rick Schnetzky, 1993-94
- 92.9 Mark Doran, 1980-82

Scoring

Top Career Scorers

1. Billy Marek

Year	Pts.	TD	PAT	FG
'73	84	14	0	0
'74	114	19	0	0
'75	80	13	*1	0
Tot.	278	46	*1	0

1. Todd Gregoire

Year	Pts.	TD	PAT	FG
'84	84	0	24	20
'85	67	0	19	16
'86	61	0	22	13
'87	66	0	18	16
Tot.	278	0	83	65

3. Rich Thompson

Year	Pts.	TD	PAT	FG
'88	11	0	2	3
'89	50	0	17	11
'90	41	0	11	10
'91	18	0	6	4
'92	82	0	16	22
Tot.	202	0	52	50

4. Brent Moss

Year	Pts.	TD	PAT	FG
'91	6	1	0	0
'92	54	9	0	0
'93	96	16	0	0
'94	48	8	0	0
Tot.	204	34	0	0

5. Vince Lamia

Year	Pts.	TD	PAT	FG
'73	22	0	16	2
'74	49	0	40	3
'75	37	0	16	7
'76	72	0	33	13
Tot.	180	0	105	25

6. Terrell Fletcher

Year	Pts.	TD	PAT	FG
'91	30	5	0	0
'92	6	1	0	0
'93	60	10	0	0
'94	80	13	*1	0
Tot.	176	29	*1	0

7. Rufus Ferguson

Year	Pts.	TD	PAT	FG
'70	36	6	0	0
'71	80	13	*1	0
'72	42	7	0	0
Tot.	158	26	*1	0

8. Alan Ameche

Year	Pts.	TD	PAT	FG
'51	24	4	0	0
'52	42	7	0	0
'53	30	5	0	0
'54	54	9	0	0
Tot.	150	25	0	0

9. Louis Holland

Year	Pts.	TD	PAT	FG
'61	24	4	0	0
'62	72	12	0	0
'63	42	7	0	0
Tot.	138	23	0	0

10. Alan Thompson


Year	Pts.	TD	PAT	FG
'69	54	9	0	0
'70	32	5	*1	0
'71	50	8	*1	0
Tot.	136	22	*2	0

* — 2-point PATs

YEARLY SCORING LEADERS

Year	Player	Pts.	TD	PAT	FG
1995	John Hall	48	0	27	7
1994	Terrell Fletcher	80	13	1	0
1993	Brent Moss	96	16	0	0
1992	Rich Thompson	82	0	16	22
1991	Terrell Fletcher	30	5	0	0
1990	Rich Thompson	41	0	11	10
1989	Rich Thompson	50	0	17	11
1988	Robb Mehring	27	0	6	7
1987	Todd Gregoire	66	0	18	16
1986	Todd Gregoire	61	0	22	13
1985	Todd Gregoire	67	0	19	16
1984	Todd Gregoire	84	0	24	20
1983	Gary Ellerson	66	11	0	0
1982	Troy King	42	7	0	0
1981	Mark Doran	47	0	32	5
1980	Jess Cole	30	5	0	0
1979	Steve Veith	31	0	16	5
1978	Ira Matthews	42	7	0	0
1977	Steve Veith	39	0	12	9
1976	Vince Lamia	72	0	33	13
1975	Billy Marek	80	13	1	0
1974	Billy Marek	114	19	0	0
1973	Billy Marek	84	14	0	0
1972	Rufus Ferguson	42	7	0	0
1971	Rufus Ferguson	80	13	1	0
1970	Larry Mialik	42	7	0	0
1969	Alan Thompson	54	9	0	0
1968	John Ryan	24	3	6	0
1967	Tom Schinke	26	0	8	6
1966	Tom Schinke	31	0	7	8
1965	Bill Fritz	24	4	0	0
1964	Jimmy Jones	24	4	0	0
1963	Louis Holland	42	7	0	0
1962	Louis Holland	72	12	0	0
1961	Pat Richter	48	8	0	0
1960	Erv Kunesch	22	1	13	1
1959	Dale Hackbart	42	6	6	0
1958	Dale Hackbart	56	9	2	0
1957	two players with	36			
1956	Danny Lewis	18	3	0	0
1955	Charles Thomas	36	6	0	0
1954	Alan Ameche	54	9	0	0
1953	Jim Miller	42	7	0	0
1952	three players with	42			
1951	Jerry Witt	48	8	0	0
1950	John Coatta	23	1	17	0
1949	Lisle Blackburn	39	2	24	1
1948	Wally Dreyer	24	4	0	0
1947	Lisle Blackburn	39	3	15	2
1946	Ben Bendrick	30	5	0	0

Big Ten scoring champions in boldface.



Rufus Ferguson scored 26 TDs as a Badger and ranks seventh in career scoring.

Total Offense

THE RECORD BOOK

Yardage

GAME — 416, Darrell Bevell vs. Minnesota, 1993

SEASON — 2,481, Randy Wright, 1982

CAREER — 7,477, Darrell Bevell, 1992-95

Plays

GAME — 61, Randy Wright vs. Iowa, 1983

SEASON — 401, Randy Wright, 1982; Mike Howard, 1984

CAREER — 1,182, Darrell Bevell, 1992-95

TDs responsible for

GAME — 5, Billy Marek vs. Minnesota, 1974; Darrell Bevell vs. Nevada, 1993

SEASON — 24, Randy Wright, 1983

CAREER — 62, Darrell Bevell, 1992-95

Game Records

Total Plays

1.	61	Randy Wright vs. Iowa, 1983
2.	57	Ron Vander Kelen vs. USC, 1963
	57	Mike Kalasmiki vs. Michigan State, 1978
4.	56	Darrell Bevell vs. Iowa, 1995
5.	51	Darrell Bevell vs. Minnesota, 1993

Total Offensive Yardage

1.	416	Darrell Bevell vs. Minnesota, 1993
2.	406	Ron Vander Kelen vs. USC, 1963
3.	395	Tony Lowery vs. Northwestern, 1990
4.	346	Randy Wright vs. Purdue, 1983
5.	334	Randy Wright vs. Iowa, 1983
6.	331	Darrell Bevell vs. Iowa, 1995
7.	324	Randy Wright vs. Purdue, 1982
8.	322	Randy Wright vs. Ohio State, 1983
9.	314	John Boyajian vs. Minnesota, 1967
10.	304	Billy Marek vs. Minnesota, 1974

Season Records

Total Plays

1.	401	Randy Wright, 1982
	401	Mike Howard, 1984
3.	383	Randy Wright, 1983
4.	356	Tony Lowery, 1990
5.	335	Neil Graff, 1970

Total Offensive Yardage

1.	2,481	Randy Wright, 1982
2.	2,418	Randy Wright, 1983
3.	2,387	Darrell Bevell, 1993
4.	2,162	Darrell Bevell, 1995
5.	2,138	Mike Howard, 1984
6.	1,839	Ron Vander Kelen, 1962
7.	1,773	Mike Carroll, 1976
8.	1,755	Tony Lowery, 1990
9.	1,637	Brent Moss, 1993
10.	1,561	Neil Graff, 1970


Career Records

Total Plays

1.	1,182	Darrell Bevell, 1992-95
2.	939	Tony Lowery, 1987-88, 90-91
3.	876	Neil Graff, 1969-71
4.	865	Randy Wright, 1981-83

Total Offensive Yardage

1.	7,477	Darrell Bevell, 1992-95
2.	5,350	Randy Wright, 1981-83
3.	4,207	Tony Lowery, 1987-88, 90-91
4.	4,134	Neil Graff, 1969-71
5.	3,709	Billy Marek, 1972-75
6.	3,428	Brent Moss, 1991-94
7.	3,414	Terrell Fletcher, 1991-94
8.	3,345	Alan Ameche, 1951-54
9.	3,308	Mike Howard, 1983-86
10.	2,991	Jim Haluska, 1952, 54-55
11.	2,979	Larry Emery, 1983-86
12.	2,844	Ron Miller, 1960-61
13.	2,814	Rufus Ferguson, 1970-72
14.	2,792	Mike Kalasmiki, 1977-79
15.	2,720	Gregg Bohlig, 1972-74
16.	2,638	Mike Carroll, 1975-76
17.	2,633	Dale Hackbart, 1957-59
18.	2,329	Hal Brandt, 1962-64
19.	2,277	Bud Keyes, 1985-87



Darrell Bevell owns the Wisconsin record for total offense in a game (416) and career (7,477). He is the only quarterback in school history to be involved in more than 1,000 offensive plays during his career.

Total Offense

Top Career Total Offenses

1. Darrell Bevell

Year	Rush	Pass	Total
'92	-27	1,479	1,452
'93	-3	2,390	2,387
'94	-68	1,544	1,476
'95	-111	2,273	2,162
Tot.	-209	7,686	7,477

2. Randy Wright

Year	Rush	Pass	Total
'81	69	382	451
'82	189	2,292	2,481
'83	89	2,329	2,418
Tot.	347	5,003	5,350

3. Tony Lowery

Year	Rush	Pass	Total
'87	279	572	851
'88	-53	712	659
'90	-2	1,757	1,755
'91	-23	965	942
Tot.	201	4,006	4,207

4. Neil Graff

Year	Rush	Pass	Total
'69	1	1,086	1,087
'70	248	1,313	1,561
'71	186	1,300	1,486
Tot.	435	3,699	4,134

5. Billy Marek

Year	Rush	Pass	Total
'72	6	0	6
'73	1,207	0	1,207
'74	1,215	0	1,215
'75	1,281	0	1,281
Tot.	3,709	0	3,709

6. Brent Moss

Year	Rush	Pass	Total
'91	219	0	219
'92	739	0	739
'93	1,637	0	1,637
'94	833	0	833
Tot.	3,428	0	3,428

7. Terrell Fletcher

Year	Rush	Pass	Total
'91	446	0	446
'92	496	0	496
'93	996	0	996
'94	1,476	0	1,476
Tot.	3,414	0	3,414

8. Alan Ameche

Year	Rush	Pass	Total
'51	824	0	824
'52	1,079	0	1,079
'53	801	0	801
'54	641	0	641
Tot.	3,345	0	3,345

9. Mike Howard

Year	Rush	Pass	Total
'83	31	46	77
'84	11	2,127	2,138
'85	-109	643	534
'86	-27	586	559
Tot.	-94	3,402	3,308

10. Jim Haluska

Year	Rush	Pass	Total
'52	-72	1,552	1,480
'54	-6	505	499
'55	-24	1,036	1,012
Tot.	-102	3,093	2,991



Tony Lowery

YEARLY TOTAL OFFENSE LEADERS

Year	Player	Tot.	Pass.	Rush.
1995	Darrell Bevell	2,162	2,273	-111
1994	Terrell Fletcher	1,476	0	1,476
	Darrell Bevell	1,476	1,544	-68
1993	Darrell Bevell	2,387	2,390	-3
1992	Darrell Bevell	1,452	1,479	-27
1991	Tony Lowery	942	965	-23
1990	Tony Lowery	1,755	1,757	-2
1989	Sean Wilson	833	667	166
1988	Lionell Crawford	829	479	350
1987	Marvin Artley	955	0	955
1986	Bud Keyes	1,113	1,002	111
1985	Larry Emery	1,113	0	1,113
1984	Mike Howard	2,138	2,127	11
1983	Randy Wright	2,418	2,329	89
1982	Randy Wright	2,481	2,292	189
1981	Jess Cole	1,552	1,269	283
1980	John Josten	655	622	33
1979	Mike Kalasmiki	1,095	1,082	13
1978	Mike Kalasmiki	1,547	1,378	169
1977	Anthony Dudley	834	877	-43
1976	Mike Carroll	1,773	1,627	146
1975	Billy Marek	1,281	0	1,281
1974	Gregg Bohlig	1,242	1,212	30
1973	Gregg Bohlig	1,337	1,211	126
1972	Rudy Steiner	1,078	1,080	-2
1971	Neil Graff	1,486	1,300	186
1970	Neil Graff	1,561	1,313	248
1969	Neil Graff	1,087	1,086	1
1968	John Ryan	928	855	73
1967	John Boyajian	913	966	-53
1966	John Ryan	525	439	86
1965	Chuck Burt	1,023	1,143	-120
1964	Harold Brandt	989	1,059	-70
1963	Harold Brandt	1,076	1,006	70
1962	Ron Vander Kelen	1,839	1,582	257
1961	Ron Miller	1,449	1,487	-38
1960	Ron Miller	1,395	1,351	44
1959	Dale Hackbart	1,121	734	387
1958	Dale Hackbart	1,032	641	391
1957	Sid Williams	661	451	210
1956	Danny Lewis	574	20	554
1955	Jim Haluska	1,012	1,036	-24
1954	Jim Miller	869	608	261
1953	Jim Miller	995	683	312
1952	Jim Haluska	1,480	1,552	-72
1951	John Coatta	1,063	1,154	-91
1950	John Coatta	646	727	-81
1949	Bob Petruska	637	620	17
1948	Bob Bendrick	327	0	327
1947	Earl Girard	539	322	217
1946	Earl Maves	538	0	538

Big Ten total offense champions in boldface.

All-purpose Yardage

THE RECORD BOOK

Yardage

GAME — 312, Ira Matthews vs. Minnesota, 1978

By a senior: 312, Ira Matthews vs. Minnesota, 1978

By a junior: 304, Billy Marek vs. Minnesota, 1974

By a sophomore: 255, Ira Matthews vs. Northwestern, 1976

By a freshman: 258, Aaron Stecker vs. Minnesota, 1995

Kick returns only: 241, Troy Vincent vs. W. Illinois, 1991

SEASON — 1,977, Terrell Fletcher, 1994

By a senior: 1,977, Terrell Fletcher, 1994

By a junior: 1,661, Brent Moss, 1993

By a sophomore: 1,326, Ira Matthews, 1976

By a freshman: 837, Alan Ameche, 1951

CAREER — 4,322, Terrell Fletcher, 1991-94

Game Records

All-purpose Yardage

- 312 Ira Matthews vs. Minnesota, 1978
- 304 Billy Marek vs. Minnesota, 1974
- 258 Aaron Stecker vs. Minnesota, 1995
- 256 Terrell Fletcher vs. Duke, 1995
- 255 Ira Matthews vs. Northwestern, 1976
- 252 Al Toon vs. Purdue, 1983
- 241 Troy Vincent vs. Western Illinois, 1991
- 240 Billy Marek vs. Northwestern, 1974
- 226 Billy Marek vs. Wyoming, 1973
- 225 Alan Thompson vs. Oklahoma, 1969
- 225 Marck Harrison vs. Purdue, 1984

Matthews' record total of 312 yards was comprised of 134 rushing yards, 54 receiving yards and 124 return yards.

Season Records


All-purpose Yardage

- 1,977 Terrell Fletcher, 1994
- 1,661 Brent Moss, 1993
- 1,518 Rufus Ferguson, 1971
- 1,394 Billy Marek, 1975
- 1,326 Ira Matthews, 1976
- 1,298 Billy Marek, 1973
- 1,291 Billy Marek, 1974
- 1,235 Larry Emery, 1985
- 1,233 Carl McCullough, 1995
- 1,203 Terrell Fletcher, 1993

Career Records

All-purpose Yardage

- 4,322 Terrell Fletcher, 1991-94
- 3,989 Billy Marek, 1972-75
- 3,700 Ira Matthews, 1975-78
- 3,572 Brent Moss, 1991-94
- 3,481 Rufus Ferguson, 1970-72
- 3,384 Alan Ameche, 1951-54
- 3,327 Larry Emery, 1983-86
- 2,231 Alan Thompson, 1969-71
- 2,227 Lee DeRamus, 1991-93
- 2,166 Marvin Artley, 1985-88



Terrell Fletcher, the third-leading rusher in Wisconsin history, is the only Badger to accumulate more than 4,000 all-purpose yards in a career. His total of 4,322 yards bettered the previous school record by 333 yards.

All-purpose Yardage

Top Career All-purpose Yardages

1. Terrell Fletcher

Year	Rush.	Rec.	Ret.	Tot.
'91	446	125	0	571
'92	496	75	0	571
'93	996	131	76	1,203
'94	1,476	180	321	1,977
Tot.	3,414	511	397	4,322

2. Billy Marek

Year	Rush.	Rec.	Ret.	Tot.
'72	6	0	0	6
'73	1,207	91	0	1,298
'74	1,215	76	0	1,291
'75	1,281	113	0	1,394
Tot.	3,709	280	0	3,989

3. Ira Matthews

Year	Rush.	Rec.	Ret.	Tot.
'75	100	100	291	491
'76	535	238	553	1,326
'77	351	147	200	698
'78	654	143	388	1,185
Tot.	1,640	628	1,432	3,700

4. Brent Moss

Year	Rush.	Rec.	Ret.	Tot.
'91	219	24	14	257
'92	739	15	0	754
'93	1,637	24	0	1,661
'94	833	67	0	900
Tot.	3,428	130	14	3,572

5. Rufus Ferguson

Year	Rush.	Rec.	Ret.	Tot.
'70	588	59	274	921
'71	1,222	63	233	1,518
'72	1,004	38	0	1,042
Tot.	2,814	160	507	3,481

6. Alan Ameche

Year	Rush.	Rec.	Ret.	Tot.
'51	824	13	0	837
'52	1,079	-5	0	1,074
'53	801	0	18	819
'54	641	0	13	654
Tot.	3,345	8	31	3,384

7. Larry Emery

Year	Rush.	Rec.	Ret.	Tot.
'83	336	120	0	456
'84	675	50	0	725
'85	1,113	76	46	1,235
'86	855	56	0	911
Tot.	2,979	302	46	3,327

8. Alan Thompson

Year	Rush.	Rec.	Ret.	Tot.
'69	907	54	0	961
'70	455	96	0	551
'71	643	76	0	719
Tot.	2,005	226	0	2,231

9. Lee DeRamus

Year	Rush.	Rec.	Ret.	Tot.
'91	0	374	116	490
'92	0	680	118	798
'93	19	920	0	939
Tot.	19	1,974	234	2,227

10. Marvin Artley

Year	Rush.	Rec.	Ret.	Tot.
'85	196	0	0	196
'86	324	50	0	374
'87	955	13	70	1,038
'88	516	42	0	558
Tot.	1,991	105	70	2,166

YEARLY ALL-PURPOSE YARDAGE LEADERS

Year	Player	Tot.	Rush.	Rec.	Ret.
1995	Carl McCullough	1,233	1,038	170	25
1994	Terrell Fletcher	1,977	1,476	180	321
1993	Brent Moss	1,661	1,637	24	0
1992	Brent Moss	754	739	15	0
1991	Terrell Fletcher	571	446	125	0
1990	Tim Ware	595	1	473	121
1989	Fred Owens	588	2	78	508
1988	Fred Owens	690	106	45	539
1987	Marvin Artley	1,038	955	13	70
1986	Larry Emery	911	855	56	0
1985	Larry Emery	1,235	1,113	76	46
1984	Marck Harrison	872	848	24	0
1983	Al Toon	892	881	11	0
1982	Gary Ellerson	951	357	140	454
1981	Thad McFadden	843	82	257	504
1980	Dave Mohapp	604	506	98	0
1979	Dave Mohapp	737	603	119	15
1978	Ira Matthews	1,185	654	143	388
1977	Ira Matthews	698	351	147	200
1976	Ira Matthews	1,326	535	238	553
1975	Billy Marek	1,394	1,281	113	0
1974	Billy Marek	1,291	1,215	76	0
1973	Billy Marek	1,298	1,207	91	0
1972	Jeff Mack	1,059	286	528	245
1971	Rufus Ferguson	1,518	1,222	63	233
1970	Rufus Ferguson	921	588	59	274
1969	Alan Thompson	961	907	54	0
1968	Nathaniel Butler	501	0	0	501
1967	Tom McCauley	537	12	525	0
1966	Tom McCauley	867	0	689	178
1965	Dennis Lager	708	32	396	280
1964	Ron Smith	1,062	438	114	510
1963	Louis Holland	823	511	100	212
1962	Louis Holland	864	273	219	372
1961	Pat Richter	829	0	817	12
1960	Tom Weisner	799	374	356	69
1959	Dale Hackbart	592	387	0	205
1958	Dale Hackbart	655	391	0	264
1957	Danny Lewis	948	611	171	166
1956	Danny Lewis	749	554	52	143
1955	Pat Levenhagen	772	349	178	245
1954	Alan Ameche	654	641	0	13
1953	Alan Ameche	819	801	0	18
1952	Alan Ameche	1,074	1,079	-5	0
1951	Alan Ameche	837	824	13	0
1950	Rollie Strehlow	483	398	85	0
1949	Robert Teague	654	521	133	—
1948	Ben Bendrick	327	327	0	—
1947	Clarence Self	600	526	74	—

Lee DeRamus topped the club in receiving as a freshman, sophomore and junior before turning pro.



Kickoff Returns

THE RECORD BOOK

Yardage

GAME — 178, Clarence Self vs. Michigan, 1947

SEASON — 616, Nate Odomes, 1986

CAREER — 1,510, Fred Owens, 1986-89

Kickoff returns

GAME — 7, Clarence Self vs. Michigan, 1947

SEASON — 30, Fred Owens, 1988

CAREER — 78, Fred Owens, 1986-89

Average per return

SEASON — 29.6, Ira Matthews, 1976

CAREER — 24.6, Greg Johnson, 1969, 71

Touchdowns

GAME — 1, many times (MR: Aaron Stecker vs. Minnesota, 1995)

SEASON — 2, Ira Matthews, 1976

CAREER — 2, Danny Crooks, 1969-71; Ira Matthews, 1975-78

LONG KICKOFF RETURNS

100t	Ira Matthews vs. Iowa, 1976
100t	Michael Jones vs. Northwestern, 1984
100t	Aaron Stecker vs. Minnesota, 1995
97t	Ira Matthews vs. Northwestern, 1976
96t	Selvie Washington vs. Nebraska, 1973
96t	Fred Owens vs. Illinois, 1989
95t	Tim Fullington vs. No. Illinois, 1985
92t	Wally Dreyer vs. Illinois, 1946
88	Greg Johnson vs. Indiana, 1971
87	Clarence Self vs. Ohio State, 1948
87t	Danny Crooks vs. Illinois, 1969

Pre-modern era

100t	Eddie Cochems vs. Chicago, 1901
99t	Lynn Jordan vs. Michigan, 1934
95t	Joe Linfor vs. Auburn, 1931
88t	Mickey McGuire vs. Minnesota, 1932

Season Records

Kickoff Returns

1.	30	Fred Owens, 1988
2.	25	Greg Johnson, 1969
	25	Nate Odomes, 1986
4.	24	Marvin Neal, 1979
	24	Fred Owens, 1989

Kickoff Return Yardage

1.	616	Nate Odomes, 1986
2.	541	Greg Johnson, 1969
3.	540	Greg Johnson, 1971
4.	539	Fred Owens, 1988
5.	508	Fred Owens, 1989

Kickoff Return Avg. (min. 10 ret.)

1.	29.6	Ira Matthews, 1976
2.	29.2	Danny Crooks, 1970
3.	28.4	Greg Johnson, 1971
4.	27.9	Michael Jones, 1984
5.	26.7	Dan Kissling, 1986

Game Records

Kickoff Returns

1.	7	Clarence Self vs. Michigan, 1947
2.	6	Lance Moon vs. Oklahoma, 1970
	6	Fred Owens vs. Michigan, 1988
	6	Fred Owens vs. Indiana, 1989
	6	Aaron Stecker vs. Colorado, 1995

Kickoff Return Yardage

1.	178	Clarence Self vs. Michigan, 1947
2.	153	Fred Owens vs. Illinois, 1989
3.	152	Nate Odomes vs. Indiana, 1986
4.	130	Ira Matthews vs. Iowa, 1976
5.	129	Ron Smith vs. Iowa, 1964

Career Records

Kickoff Returns

1.	78	Fred Owens, 1986-89
2.	51	Marvin Neal, 1979-83
3.	44	Greg Johnson, 1969, 71
	44	Mike Morgan, 1974-76
5.	43	Ira Matthews, 1975-78

Kickoff Return Yardage

1.	1,510	Fred Owens, 1986-89
2.	1,081	Greg Johnson, 1969, 71
3.	1,009	Marvin Neal, 1979-81, 83
4.	989	Ira Matthews, 1975-78
5.	940	Tom Schinke, 1965-67

Kickoff Return Avg. (min. 30 ret.)

1.	24.6	Greg Johnson, 1969, 71
2.	23.8	Chris Davis, 1971-73
3.	23.5	Ron Smith, 1962-64
	23.5	Tom Schinke, 1965-67
5.	23.0	Ira Matthews, 1975-78

Kickoff Returns

Top Career Kickoff Returners

1. Fred Owens

Year	No	Yards	Avg.	TD
'87	23	463	20.1	0
'88	30	539	18.0	0
'89	24	508	21.2	1
Tot.	77	1,510	19.6	1

2. Greg Johnson

Year	No	Yards	Avg.	TD
'69	25	541	21.6	0
'71	19	540	28.4	1
Tot.	44	1,081	24.6	1

3. Marvin Neal

Year	No	Yards	Avg.	TD
'79	24	494	20.6	0
'80	11	217	19.7	0
'81	1	27	27.0	0
'83	15	271	18.1	0
Tot.	51	1,009	19.8	0

4. Ira Matthews

Year	No	Yards	Avg.	TD
'75	12	289	24.1	0
'76	14	415	29.6	2
'77	10	167	16.7	0
'78	7	118	16.9	0
Tot.	43	989	23.0	2

5. Tom Schinke

Year	No	Yards	Avg.	TD
'65	7	183	26.1	0
'66	20	494	24.7	0
'67	13	263	20.2	0
Tot.	40	940	23.5	0

6. Chris Davis

Year	No	Yards	Avg.	TD
'71	5	130	26.0	0
'72	14	332	23.7	0
'73	14	322	23.0	0
Tot.	33	784	23.8	0

7. Mike Morgan

Year	No	Yards	Avg.	TD
'74	14	231	16.5	0
'75	23	428	18.6	0
'76	7	120	17.1	0
Tot.	44	779	17.7	0

8. Ron Smith


Year	No	Yards	Avg.	TD
'62	8	178	22.3	0
'63	6	113	18.8	0
'64	19	483	25.4	0
Tot.	33	774	23.5	0

9. Keith Jackson

Year	No	Yards	Avg.	TD
'93	23	457	19.9	0
'94	11	233	21.2	0
Tot.	34	690	20.3	0

10. Nate Butler

Year	No	Yards	Avg.	TD
'68	21	501	23.9	0
'69	7	124	17.7	0
Tot.	28	625	22.3	0



Fred Owens is the Wisconsin career record holder with 1,510 yards in kickoff returns.

YEARLY KICKOFF RETURN LEADERS

Year	Player	No.	Yards	Avg.
1995	Aaron Stecker	17	412	24.2
1994	Terrell Fletcher	16	321	20.1
1993	Keith Jackson	23	457	19.9
1992	Korey Manley	10	243	24.3
1991	Troy Vincent	9	229	25.4
1990	Rory Lee	16	346	21.6
1989	Fred Owens	24	508	21.2
1988	Fred Owens	30	539	18.0
1987	Fred Owens	23	463	20.1
1986	Nate Odomes	25	616	24.6
1985	Tim Fullington	12	278	23.2
1984	Michael Jones	16	447	27.9
1983	Marvin Neal	15	271	18.1
1982	Gary Ellerson	19	454	23.9
1981	Thad McFadden	11	234	21.3
1980	Marvin Neal	11	217	19.7
1979	Marvin Neal	24	494	20.6
1978	Wayne Souza	8	159	19.9
1977	Tom Stauss	15	275	18.3
1976	Ira Matthews	14	415	29.6
1975	Mike Morgan	23	428	18.6
1974	Mike Morgan	14	231	16.5
1973	Chris Davis	14	322	23.0
1972	Chris Davis	14	332	23.7
1971	Greg Johnson	19	540	28.4
1970	Dan Crooks	12	351	29.3
1969	Greg Johnson	25	541	21.6
1968	Nate Butler	21	501	23.9
1967	Tom Schinke	13	263	20.2
1966	Tom Schinke	20	494	24.7
1965	Dennis Lager	14	254	18.1
1964	Ron Smith	19	483	25.4
1963	Louis Holland	8	163	20.4
1962	Louis Holland	7	203	29.0
1961	Louis Holland	5	185	37.0
1960	Merritt Norvell	10	146	14.6
1959	Billy Hobbs	7	157	22.4
1958	Ron Steiner	6	104	17.3
1957	Danny Lewis	6	124	20.7
1956	Danny Lewis	6	109	18.2
1955	Pat Levenhagen	11	220	20.0
1954	Clarence Bratt	5	109	21.8
1953	Clarence Bratt	6	135	22.5
1952	Harland Carl	8	149	18.6
1951	Harland Carl	3	58	19.3
1950	Bill Hutchinson	8	113	14.1
1949	Gene Evans	11	242	22.0
1948	Clarence Self	11	253	23.0
1947	Clarence Self	9	231	25.7
1946	Wally Dreyer	5	159	31.8

Punt Returns

THE RECORD BOOK

Yardage

GAME — 158, Earl Girard vs. Iowa, 1947

SEASON — 394, Thad McFadden, 1984

CAREER — 773, Troy Vincent, 1988-91

Punt returns

GAME — 10, Bill Lane vs. Indiana, 1951

SEASON — 38, Keith Jackson, 1994

CAREER — 75, Thad McFadden, 1980-81, 83-84

Average per return

SEASON — 22.0, Gene Evans, 1949

CAREER — 11.4, Troy Vincent, 1988-91

Touchdowns

GAME — 2, Earl Girard vs. Iowa, 1947

SEASON — 3, Ira Matthews, 1978

CAREER — 4, Ira Matthews, 1975-78

LONGEST PUNT RETURNS

90†	Troy Vincent vs. Western Illinois, 1991
87†	Danny Crooks vs. Michigan, 1970
85†	Greg Johnson vs. No. Illinois, 1971
85†	Earl Girard vs. Iowa, 1947
78†	Ira Matthews vs. Northwestern, 1978
77†	John Bridgeman vs. Marquette, 1954
74†	Lou Holland vs. Indiana, 1962
73†	Dale Hackbart vs. Marquette, 1958
71†	Ira Matthews vs. Indiana, 1978
71†	Troy Vincent vs. Ohio State, 1989
71†	Troy Vincent vs. Michigan State, 1990
65†	Lisle Blackburn vs. Iowa, 1947
65†	Bill Hutchinson vs. Indiana, 1952

Pre-modern era

75†	Sam Behr vs. Lawrence, 1930
70†	Red Peterson vs. Ohio State, 1932
65†	Ernie Lusby vs. Iowa, 1928
65†	Ernie Lusby vs. South Dakota St., 1929

Season Records

Punt Returns

1.	38	Keith Jackson, 1994
2.	32	Thad McFadden, 1984
3.	27	Aaron Brown, 1992
4.	25	Troy Vincent, 1991
5.	24	Troy Vincent, 1990

Punt Return Yardage

1.	394	Thad McFadden, 1984
2.	292	Keith Jackson, 1994
3.	283	Gene Evans, 1949
4.	276	Troy Vincent, 1990
5.	270	Ira Matthews, 1978

Punt Return Avg. (min. 15 ret.)

1.	16.9	Ira Matthews, 1978
2.	13.8	Troy Vincent, 1989
3.	12.3	Thad McFadden, 1984
4.	11.5	Troy Vincent, 1990
5.	11.1	Nate Odomes, 1985

Game Records

Punt Returns

1.	10	Bill Lane vs. Indiana, 1951
2.	7	Greg Johnson vs. No. Illinois, 1971
3.	6	five times (MR: Aaron Brown vs. Illinois, 1992)

Punt Return Yardage

1.	158	Earl Girard vs. Iowa, 1947
2.	153	Greg Johnson vs. No. Illinois, 1971
3.	146	Troy Vincent vs. W. Illinois, 1991
4.	128	Louis Holland vs. Indiana, 1962
5.	103	Troy Vincent vs. Northwestern, 1989

Punt Return Touchdowns

1.	2	Earl Girard vs. Iowa, 1947
----	---	----------------------------

Career Records

Punt Returns

1.	75	T. McFadden, 1980-81, 83-84
2.	68	Troy Vincent, 1988-91
3.	45	Ira Matthews, 1975-78
4.	41	Keith Jackson, 1993-94
5.	37	Jim Miller, 1953-55

Punt Return Yardage

1.	773	Troy Vincent, 1988-91
2.	753	T. McFadden, 1980-81, 83-84
3.	443	Ira Matthews, 1975-78
4.	367	Jim Miller, 1953-55
5.	359	Nate Odomes, 1984-86

Punt Return Avg. (min. 25 ret.)

1.	11.4	Troy Vincent, 1988-91
2.	10.0	T. McFadden, 1980-81, 83-84
3.	9.97	Nate Odomes, 1984-86
4.	9.92	Jim Miller, 1953-55
5.	9.90	Lou Holland, 1961-63

Punt Returns

Top Career Punt Returners

1. Troy Vincent

Year	No.	Yards	Avg.	TD
'88	2	0	0	0
'89	17	235	13.8	1
'90	24	276	11.5	1
'91	25	262	10.5	1
Tot.	68	773	11.4	3

2. Thad McFadden

Year	No.	Yards	Avg.	TD
'80	3	23	7.7	0
'81	21	174	8.3	0
'83	19	162	8.5	0
'84	32	394	12.3	0
Tot.	75	753	10.0	0

3. Ira Matthews

Year	No.	Yards	Avg.	TD
'75	1	2	2.0	0
'76	15	138	9.2	1
'77	13	33	2.5	0
'78	16	270	16.9	3
Tot.	45	443	9.8	4

4. Gene Evans

Year	No.	Yards	Avg.	TD
'47	8	112	14.0	0
'49	13	283	21.8	0
Tot.	21	395	18.8	0

5. Jim Miller

Year	No.	Yards	Avg.	TD
'53	10	88	8.8	0
'54	18	141	7.8	0
'55	9	138	15.3	0
Tot.	37	367	9.9	0

6. Nate Odomes

Year	No.	Yards	Avg.	TD
'85	15	167	11.1	0
'86	21	192	9.1	0
Tot.	36	359	10.0	0

7. Keith Jackson

Year	No.	Yards	Avg.	TD
'93	3	33	11.0	0
'94	38	292	7.7	0
Tot.	41	325	7.9	0

8. Dale Hackbart


Year	No.	Yards	Avg.	TD
'57	2	5	2.5	0
'58	7	193	27.6	0
'59	9	77	8.6	0
Tot.	18	275	15.3	0

9. Louis Holland

Year	No.	Yards	Avg.	TD
'61	5	39	7.8	0
'62	13	169	13.0	0
'63	8	49	6.1	0
Tot.	26	257	9.9	0

10. Tom Schinke

Year	No.	Yards	Avg.	TD
'66	13	141	10.8	0
'67	19	106	5.6	0
Tot.	32	247	7.7	0



Thad McFadden is one of two Badgers to average more than 10 yards per return (10.04) for a career with a minimum of 25 attempts.

YEARLY PUNT RETURN LEADERS

Year	Player	No.	Yards	Avg.
1995	Bryn Boggs	14	83	5.9
1994	Keith Jackson	38	292	7.7
1993	Scott Nelson	8	70	8.8
1992	Aaron Brown	27	177	6.6
1991	Troy Vincent	25	262	10.5
1990	Troy Vincent	24	276	11.5
1989	Troy Vincent	17	235	13.8
1988	Scott Bestor	16	88	5.5
1987	Scott Bestor	14	81	5.8
1986	Nate Odomes	21	192	9.1
1985	Nate Odomes	15	167	11.1
1984	Thad McFadden	32	394	12.3
1983	Thad McFadden	19	162	8.5
1982	Brian Marrow	17	62	3.6
1981	Thad McFadden	21	174	8.3
1980	Jerry Vance	13	48	3.7
1979	Tom Stauss	17	98	5.8
1978	Ira Matthews	16	270	16.9
1977	Ira Matthews	13	33	2.5
1976	Ira Matthews	15	138	9.2
1975	Mike Morgan	11	87	7.9
1974	Mike Morgan	15	64	4.3
1973	Chris Davis	11	83	7.5
1972	Dan Baron	7	33	4.7
1971	Greg Johnson	14	160	11.4
1970	Dan Crooks	13	165	12.7
1969	Nate Butler	15	29	1.9
1968	Tom McCauley	8	50	6.3
1967	Tom Schinke	19	106	5.6
1966	Tom Schinke	13	141	10.8
1965	Tom Brigham	4	64	16.0
1964	Carl Silvestri	3	31	10.3
1963	Louis Holland	8	49	6.1
1962	Louis Holland	13	169	13.0
1961	Jim Nettles	6	67	11.2
1960	Bill Hess	10	83	8.3
1959	Dale Hackbart	9	77	8.6
1958	Dale Hackbart	7	193	27.6
1957	Bob Altmann	6	54	9.0
1956	Dan Lewis	5	34	6.8
1955	Jim Miller	9	138	15.3
1954	Jim Miller	18	141	7.8
1953	Jim Miller	10	88	8.8
1952	Bill Hutchinson	11	197	17.9
1951	Bill Lane	20	131	6.6
1950	Roy Burks	14	114	8.1
1949	Gene Evans	13	283	21.8
1948	Wally Dreyer	6	116	19.3
1947	Gene Evans	8	112	14.0
1946	Don Kindt	4	27	6.8

Punting

THE RECORD BOOK

Yardage

GAME — 500, Brad Brekke vs. Miami, 1989

SEASON — 2,879, Scott Cepicky, 1986

CAREER — 10,235, Scott Cepicky, 1984-87

Punts

GAME — 12, Dave Fronek vs. Nebr., 1965; Bob Schaffner vs. Iowa, 1968; Brad Brekke vs. Miami, 1989

SEASON — 72, Dave Fronek, 1965

CAREER — 249, Scott Cepicky, 1984-87

Average per punt

GAME — 52.2, Dick Mileager vs. Kansas, 1976

SEASON — 43.0, Scott Cepicky, 1986

CAREER — 41.1, Scott Cepicky, 1984-87

LONGEST PUNTS

- | | |
|----|-------------------------------------|
| 96 | George O'Brien vs. Iowa, 1952 |
| 90 | Jim Bakken vs. Northwestern, 1961 |
| 85 | Wendell Gulseth vs. Rice, 1952 |
| 82 | David Greenwood vs. Air Force, 1979 |

Pre-modern era

- | | |
|-----|---------------------------------|
| 110 | Pat O'Dea vs. Minnesota, 1897 |
| 100 | Pat O'Dea vs. Yale, 1899 |
| 85 | Pat O'Dea vs. Lake Forest, 1896 |

Game Records

Punts

- | | | |
|----|----|--|
| 1. | 12 | Dave Fronek vs. Nebraska, 1965 |
| | 12 | Bob Schaffner vs. Iowa, 1968 |
| | 12 | Brad Brekke vs. Miami, Fla., 1989 |
| 4. | 11 | four times (MR: Chris Heymans vs. Miami, Fla., 1988) |

Punting Yards

- | | | |
|----|-----|--------------------------------------|
| 1. | 500 | Brad Brekke vs. Miami, Fla., 1989 |
| 2. | 453 | Scott Cepicky vs. Wyoming, 1986 |
| 3. | 443 | David Billy vs. Arizona State, 1968 |
| 4. | 432 | John Kiltz vs. Richmond, 1978 |
| 5. | 429 | David Greenwood vs. Ohio State, 1980 |

Punting Average (min. 5 punts)

- | | | |
|----|------|--------------------------------------|
| 1. | 52.2 | Dick Mileager vs. Kansas, 1976 |
| 2. | 52.0 | Scott Cepicky vs. UNLV, 1986 |
| 3. | 51.0 | George O'Brien vs. Iowa, 1952 |
| 4. | 50.8 | Scott Cepicky vs. Northwestern, 1985 |

Season Records

Punts

- | | | |
|----|----|-----------------------|
| 1. | 72 | Dave Fronek, 1965 |
| 2. | 70 | David Greenwood, 1980 |
| | 70 | Brad Brekke, 1990 |
| 4. | 68 | David Greenwood, 1981 |
| 5. | 67 | Scott Cepicky, 1986 |
| | 67 | Brad Brekke, 1989 |

Punting Yards

- | | | |
|----|-------|---------------------|
| 1. | 2,879 | Scott Cepicky, 1986 |
| 2. | 2,667 | Brad Brekke, 1990 |
| 3. | 2,648 | Scott Cepicky, 1985 |
| 4. | 2,618 | Dave Fronek, 1965 |
| 5. | 2,564 | Brad Brekke, 1989 |

Punting Average (min. 20 punts)

- | | | |
|----|------|---------------------|
| 1. | 43.0 | Scott Cepicky, 1986 |
| 2. | 42.2 | Dick Mileager, 1975 |
| 3. | 42.0 | Scott Cepicky, 1985 |
| 4. | 41.9 | Jim Bakken, 1960 |
| 5. | 41.5 | Jim Hammond, 1950 |

Career Records

Punts

- | | | |
|----|-----|--------------------------|
| 1. | 249 | Scott Cepicky, 1984-87 |
| 2. | 209 | Sam Veit, 1991-94 |
| 3. | 192 | Brad Brekke, 1988-90 |
| 4. | 191 | David Greenwood, 1979-82 |
| 5. | 133 | T.A. Cox, 1944, 46-48 |

Punting Yards

- | | | |
|----|--------|--------------------------|
| 1. | 10,235 | Scott Cepicky, 1984-87 |
| 2. | 8,016 | Sam Veit, 1991-94 |
| 3. | 7,208 | David Greenwood, 1979-82 |
| 4. | 7,149 | Brad Brekke, 1988-90 |
| 5. | 4,998 | T.A. Cox, 1944, 46-48 |

Punting Average (min. 100 punts)

- | | | |
|----|------|------------------------|
| 1. | 41.1 | Scott Cepicky, 1984-87 |
| 2. | 40.7 | Dick Mileager, 1975-77 |
| 3. | 40.1 | Jim Bakken, 1959-61 |
| 4. | 39.8 | John Krugman, 1970-71 |
| 5. | 38.4 | Sam Veit, 1991-94 |

Punting

Top Career Punters

1. Scott Cepicky

Year	No.	Yards	Avg.	Lg
'84	62	2,457	39.6	69
'85	63	2,648	42.0	66
'86	67	2,879	43.0	73
'87	57	2,251	39.5	62
Tot.	249	10,235	41.1	73

2. Sam Veit

Year	No.	Yards	Avg.	Lg
'91	65	2,334	35.9	55
'92	56	2,220	39.6	67
'93	39	1,457	37.4	53
'94	49	2,005	40.9	58
Tot.	209	8,016	38.4	67

3. David Greenwood

Year	No.	Yards	Avg.	Lg
'79	53	2,145	40.5	82
'80	70	2,541	36.3	70
'81	68	2,522	37.1	60
Tot.	191	7,208	37.7	82

4. Brad Brekke

Year	No.	Yards	Avg.	Lg
'88	55	1,918	34.9	60
'89	67	2,564	38.3	59
'90	70	2,667	38.1	62
Tot.	192	7,149	37.2	62

5. T.A. Cox

Year	No.	Yards	Avg.	Lg
'44	18	615	34.2	—
'46	46	1,825	39.7	—
'47	14	537	38.4	—
'48	55	2,021	36.7	—
Tot.	133	4,998	37.6	—

6. Dick Mileager

Year	No.	Yards	Avg.	Lg
'75	38	1,647	42.2	59
'76	41	1,660	40.5	61
'77	41	1,574	38.4	58
Tot.	120	4,881	40.7	61

7. Jim Bakken

Year	No.	Yards	Avg.	Lg
'59	39	1,485	38.1	—
'60	36	1,510	41.9	—
'61	39	1,580	40.5	90
Tot.	114	4,575	40.1	90

8. John Krugman

Year	No.	Yards	Avg.	Lg
'70	63	2,487	39.5	55
'71	47	1,891	40.2	62
Tot.	110	4,378	39.8	62

9. Don Schaffner

Year	No.	Yards	Avg.	Lg
'66	52	1,901	36.6	—
'67	19	670	35.3	—
'68	45	1,592	35.4	—
Tot.	116	4,163	35.9	—

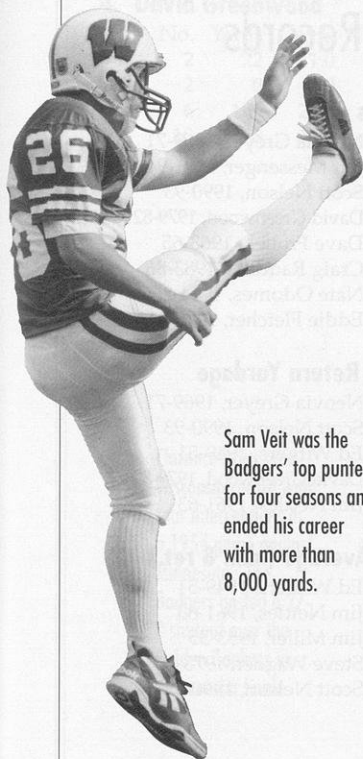
10. George Winslow

Year	No.	Yards	Avg.	Lg
'82	66	2,475	37.5	61
'83	43	1,575	36.6	67
Tot.	109	4,050	37.2	67

YEARLY PUNTING LEADERS

Year	Player	No.	Yards	Avg
1995	Brian Alexander	50	1,816	36.3
1994	Sam Veit	49	2,005	40.9
1993	Sam Veit	39	1,457	37.4
1992	Sam Veit	56	2,220	39.6
1991	Sam Veit	65	2,334	35.9
1990	Brad Brekke	70	2,667	38.1
1989	Brad Brekke	67	2,564	38.3
1988	Brad Brekke	55	1,918	34.9
1987	Scott Cepicky	57	2,251	39.5
1986	Scott Cepicky	67	2,879	43.0
1985	Scott Cepicky	63	2,648	42.0
1984	Scott Cepicky	62	2,457	39.6
1983	George Winslow	43	1,575	36.6
1982	George Winslow	66	2,475	37.5
1981	David Greenwood	68	2,522	37.1
1980	David Greenwood	70	2,541	36.3
1979	David Greenwood	53	2,145	40.5
1978	John Kiltz	62	2,326	37.5
1977	Dick Mileager	41	1,574	38.4
1976	Dick Mileager	41	1,660	40.5
1975	Dick Mileager	38	1,647	43.3
1974	Ken Simmons	21	815	38.8
1973	Ken Simmons	32	1,304	40.8
1972	Rudy Steiner	39	1,414	36.3
1971	John Krugman	47	1,891	40.2
1970	John Krugman	63	2,487	39.5
1969	Gary Buss	42	1,518	36.1
1968	Don Schaffner	45	1,592	35.4
1967	Dave Billy	34	1,262	37.1
1966	Don Schaffner	52	1,901	36.6
1965	Dave Fronek	72	2,612	36.3
1964	Ron Yates	30	1,065	35.5
1963	D. Hendrickson	23	885	38.5
1962	Pat Richter	40	1,564	39.1
1961	Jim Bakken	39	1,580	40.5
1960	Jim Bakken	36	1,510	41.9
1959	Jim Bakken	39	1,485	38.1
1958	Earl Hill	24	780	32.5
1957	Earl Hill	16	592	37.0
1956	Pat Levenhagan	23	828	36.0
1955	Pat Levenhagan	34	1,143	33.6
1954	Pat Levenhagan	27	1,029	38.1
1953	Bob Gingrass	27	1,040	38.5
1952	Wendell Gulseth	36	1,368	38.0
1951	Jim Hammond	45	1,583	35.2
1950	Bob Petruska	35	1,214	34.7
1949	Bob Petruska	52	1,939	37.3
1948	T. A. Cox	55	2,021	36.7
1947	Earl Girard	28	1,090	38.9
1946	T. A. Cox	46	1,825	39.7

Sam Veit was the Badgers' top punter for four seasons and ended his career with more than 8,000 yards.



Interceptions

THE RECORD BOOK

Interceptions

GAME — 4, Clarence Bratt vs. Minnesota, 1954

SEASON — 9, Neovia Greyer, 1970

CAREER — 18, Neovia Greyer, 1969-71; Jeff Messenger, 1991-94

Yardage

GAME — 103, Bob Radcliffe vs. Navy, 1949; Ed Withers vs. Iowa, 1950

SEASON — 156, David Greenwood, 1981

CAREER — 285, Neovia Greyer, 1969-71

Average per return

SEASON — 30.5, Pat Levenhagen, 1955

CAREER — 25.0, Ed Withers, 1949-51

Touchdowns

GAME — 2, Bob Radcliffe vs. Navy, 1949

SEASON — 2, Bob Radcliffe, 1949

CAREER — 3, Bob Radcliffe, 1949-50

LONGEST INTERCEPTION RETURNS

98t	Billy Lowe vs. Purdue, 1954
94t	Ron Steiner vs. West Virginia, 1957
89t	Jim Nettles vs. New Mexico St., 1962
75t	Cyrril Weems vs. Purdue, 1995
73t	Nate Odomes vs. Hawaii, 1986
66	Dave Fronek vs. Northwestern, 1965
65t	David Greenwood vs. Indiana, 1981
65t	Troy Vincent vs. Iowa, 1991
62	Fred Nagus-Earl Maves (lateral) vs. Purdue, 1946
60	Ed Withers vs. Pennsylvania, 1951
60t	Jim Nettles vs. Minnesota, 1961
60	Rafael Robinson vs. Minnesota, 1991

Pre-modern era

105t	Coots Cunningham vs. Purdue, 1907
100t	Jack Wink vs. Great Lakes, 1942
80t	Frederick Smith vs. Ohio State, 1918
70	Ashley Anderson vs. Camp Grant, 1942

Season Records

Interceptions

1.	9	Neovia Greyer, 1970
2.	7	Dale Hackbart, 1958
	7	Scott Erdmann, 1976
	7	Nate Odomes, 1986
	7	Jeff Messenger, 1993
6.	6	by eight players (MR: Jeff Messenger, 1994)

Interception Return Yardage

1.	156	David Greenwood, 1981
2.	143	Scott Erdmann, 1976
3.	135	Bob Radcliffe, 1949
4.	122	Pat Levenhagen, 1955
5.	120	Scott Nelson, 1993

Int. Return Average (min. 4 ret.)

1.	30.5	Pat Levenhagen, 1955
2.	26.5	Jim Nettles, 1962
	26.5	Russ Bellford, 1983
4.	26.0	David Greenwood, 1981
5.	25.8	Ed Withers, 1950

Game Records

Interceptions

1.	4	Clarence Bratt vs. Minnesota, 1954
2.	3	10 times (MR: Nate Odomes vs. Hawaii, 1986)

Interception Return Yardage

1.	103	Bob Radcliffe vs. Navy, 1949
	103	Ed Withers vs. Iowa, 1950

Interception Return Touchdowns

1.	2	Bob Radcliffe vs. Navy, 1949
----	---	------------------------------

Career Records

Interceptions

1.	18	Neovia Greyer, 1969-71
	18	Jeff Messenger, 1991-94
3.	14	Scott Nelson, 1990-93
4.	10	David Greenwood, 1979-82
5.	9	Dave Fronek, 1963-65
	9	Craig Raddatz, 1983-86
	9	Nate Odomes, 1984-86
	9	Eddie Fletcher, 1988-91

Interception Return Yardage

1.	285	Neovia Greyer, 1969-71
2.	261	Scott Nelson, 1990-93
3.	200	Ed Withers, 1949-51
4.	178	David Greenwood, 1979-82
5.	169	Jim Nettles, 1961-63

Int. Return Average (min. 8 ret.)

1.	25.0	Ed Withers, 1949-51
2.	21.1	Jim Nettles, 1961-63
3.	19.9	Jim Miller, 1953-55
4.	18.6	Steve Wagner, 1973-75
	18.6	Scott Nelson, 1990-93

Interceptions

Top Career Interceptors

1. Neovia Greyer

Year	No.	Yards	Avg.	TD
'69	4	82	20.5	0
'70	9	116	12.9	0
'71	5	87	17.4	0
Tot.	18	285	15.8	0

5. Dave Fronck

Year	No.	Yards	Avg.	TD
'63	2	21	10.5	0
'64	1	0	0.0	0
'65	6	115	19.2	0
Tot.	9	136	15.1	0

1. Jeff Messenger

Year	No.	Yards	Avg.	TD
'91	2	20	10.0	0
'92	3	15	5.0	0
'93	7	41	5.9	0
'94	6	53	8.8	1
Tot.	18	129	7.2	1

5. Craig Raddatz

Year	No.	Yards	Avg.	TD
'83	4	19	4.8	0
'84	5	26	5.2	0
Tot.	9	45	5.0	0

3. Scott Nelson

Year	No.	Yards	Avg.	TD
'90	3	31	10.3	0
'91	2	19	9.5	0
'92	4	91	22.8	1
'93	5	120	24.0	0
Tot.	14	261	18.6	1

5. Nate Odomes

Year	No.	Yards	Avg.	TD
'85	2	29	14.5	0
'86	7	107	15.3	1
Tot.	9	136	15.1	1

4. David Greenwood

Year	No.	Yards	Avg.	TD
'79	2	22	11.0	0
'80	2	0	0.0	0
'81	6	156	26.0	1
Tot.	10	178	17.8	1

5. Eddie Fletcher

Year	No.	Yards	Avg.	TD
'89	4	77	19.3	0
'90	4	4	1.0	0
'91	1	0	0.0	0
Tot.	9	81	9.0	0

Clarence Bratt set a Wisconsin record with four interceptions in a 1954 game against Minnesota. The Badgers posted a 27-0 shutout over the Golden Gophers in that season finale.



YEARLY INTERCEPTION LEADERS

Year	Player	No.	Yards	Avg.
1995	Kevin Huntley	4	28	7.0
1994	Jeff Messenger	6	53	8.8
1993	Jeff Messenger	7	41	5.9
1992	Scott Nelson	4	91	22.8
1991	Rafael Robinson	3	74	24.7
1990	Eddie Fletcher	4	4	1.0
1989	Eddie Fletcher	4	77	19.3
1988	LaMarr White	4	4	1.0
1987	John Williams	4	79	19.8
1986	Nate Odomes	7	107	15.3
1985	Charlie Fawley	3	13	4.3
1984	Ken Stills	5	28	5.6
	Craig Raddatz	5	26	5.2
1983	two players with	4		
1982	four players with	2		
1981	David Greenwood	6	156	26.0
	Matt Vandenberg	6	15	2.5
	two players with	2		
1980	David Greenwood	2	22	11.0
1979	George Welch	3	28	9.3
1978	Dan Schiele	3	26	8.7
1977	Scott Erdmann	7	143	20.4
1976	three players with	4		
1975	Steve Wagner	4	95	23.8
1974	Terry Buss	3	69	23.0
1973	Chris Davis	2	10	5.0
1972	Neovia Greyer	5	87	17.4
1971	Neovia Greyer	9	116	12.9
1970	Neovia Greyer	4	82	20.5
1969	Tom McCauley	4	22	5.5
1968	Mel Walker	5	81	16.2
1967	Tom Schinke	6	39	6.5
1966	Dave Fronck	6	115	19.2
1965	Carl Silvestri	2	11	5.5
1964	two players with	2		
1963	Jim Nettles	4	106	26.5
1962	three players with	3		
1961	Bill Hess	3	51	17.0
1960	three players with	3		
1959	Dale Hackbart	7	77	11.0
1958	Danny Lewis	4	25	6.3
1957	John Bridgeman	2	13	6.5
1956	Pat Levenhagen	4	122	30.5
1955	Jim Miller	6	117	19.5
1954	Glenn Wilson	4	71	17.8
1953	Burt Hable	5	75	15.0
1952	Bill Lane	6	51	8.5
1951	Ed Withers	4	103	25.8
1950	Jim Embach	6	38	6.3
1949	two players with	2		
1948	Bob Wilson	5	41	8.2
1947	Gene Evans	3	20	6.7
1946				

Defense

THE RECORD BOOK

Tackles

GAME — 28, Dave Crossen vs. Purdue, 1977
 By a linebacker: 28, Dave Crossen vs. Purdue, 1977
 By a defensive back: 23, Scott Nelson vs. Iowa, 1990

SEASON — 181, Dave Lokanc, 1972
 By a senior: 181, Dave Lokanc, 1972
 By a junior: 175, Dave Crossen, 1977
 By a sophomore: 144, Reggie Holt, 1991
 By a freshman: 105, Mike Thompson, 1991
 By a linebacker: 181, Dave Lokanc, 1972
 By a lineman: 135, Tim Krumrie, 1981
 By a defensive back: 144, Reggie Holt, 1991

CAREER — 447, Gary Casper, 1989-92
 By a linebacker: 447, Gary Casper, 1989-92
 By a lineman: 444, Tim Krumrie, 1979-82
 By a defensive back: 359, Greg Thomas, 1987-90

Tackles for loss

GAME — 6, Darryl Sims vs. Northwestern, 1982; Tim Jordan vs. Northwestern, 1985

SEASON — 24, Darryl Sims, 1982; Don Davey, 1990

CAREER — 57, Mike Thompson, 1991-94

Quarterback sacks

GAME — 6, Tim Jordan vs. Northwestern, 1985

SEASON — 12, Tarek Saleh, 1995

CAREER — 28, Mike Thompson, 1991-94

Passes broken up

GAME — 4, Neovia Greyer vs. Indiana, 1970; Steve Wagner vs. Purdue, 1974; Steve Wagner vs. Indiana, 1974; Ken Dixon vs. N. Dakota, 1976; Matt VandenBoom vs. Tennessee, 1981

SEASON — 13, Troy Vincent, 1991

CAREER — 31, Troy Vincent, 1988-91

Fumbles recovered

GAME — 3, Michael Reid vs. Ohio St., 1985

SEASON — 5, Ed Bosold, 1972

CAREER — 7, Dan Batsch, 1987-90; Scott Nelson, 1990-93

Blocked kicks

GAME — 3, Richard Johnson vs. Missouri, 1984

SEASON — 6, Richard Johnson, 1984

CAREER — 8, Richard Johnson, 1982-84

YEARLY TACKLES FOR LOSS LEADERS

Year	Player	No.	Yds.
1995	Tarek Saleh	23	118
1994	Mike Thompson	14	66
1993	Mike Thompson	13	89
1992	Mike Thompson	17	73
	Gary Casper	17	60
1991	Mike Thompson	13	53
1990	Don Davey	24	117
1989	Don Davey	8	49
1988	Don Davey	8	49
	Malvin Hunter	8	28
1987	Don Davey	9	47
1986	Tim Jordan	9	52
1985	Tim Jordan	12	68
1984	Tim Jordan	12	78
1983	Scott Bergold	9	42
1982	Darryl Sims	24	103
1981	Darryl Sims	8	30
1980	Dave Ahrens	18	77
1979	Tom Schremp	7	40
	Dave Ahrens	7	38
1978	Dave Ahrens	9	66
1977	Dave Ahrens	9	31
	Dennis Stejskal	9	31
1976	Dennis Stejskal	11	31
1975	Pat Collins	4	16
1974	Mike Jenkins	8	26
	Steve Wagner	8	19
1973	Mike Vesperman	10	43
1972	Chris Davis	6	27
	Mark Zakula	6	15
1971	Ed Albright	13	77
1970	Gary Buss	10	46
1969	Gary Buss	10	58
1968	Jim DeLisle	12	64
1967	John Tietz	14	86
1966	Wayne Kostka	7	53






Photo by David Stuka

Defense

Yearly Tackle Leaders (based on total tackles and listed by position)

Year	No.	LINEMEN (Solo-Asst.)	No.	LINEBACKERS (Solo-Asst.)	No.	DEFENSIVE BACKS (Solo-Asst.)
1995	80	Jason Maniecki (50-30)	137	Pete Monty (92-45)	96	Kevin Huntley (61-35)
1994	80	Mike Thompson (48-32)	131	Pete Monty (71-60)	98	Jamel Brown (67-31)
1993	60	Lamark Shackerford (45-15)	100	Yusef Burgess (63-37)	87	Reggie Holt (56-31)
1992	84	Mike Thompson (44-40)	148	Aaron Norvell (79-69)	86	Reggie Holt (59-27)
1991	105	Mike Thompson (61-44)	131	Brendan Lynch (78-53)	144	Reggie Holt (77-67)
1990	122	Don Davey (64-58)	140	Gary Casper (75-65)	123	Greg Thomas (46-77)
1989	49	John Banaszak (26-23)	93	Brendan Lynch (51-42)	81	Rafael Robinson (57-24)
1988	60	Chad VandeZande (25-35)	115	David Wings (62-53)	68	Greg Thomas (45-23)
1987	62	Chad VandeZande (21-41)	134	David Wings (46-88)	105	Greg Thomas (42-63)
1986	82	Michael Boykins (48-34)	156	Michael Reid (102-54)	80	Bobby Taylor (50-30)
1985	54	Michael Boykins (34-20)	116	Craig Raddatz (84-32)	75	Troy Spencer (57-18)
1984	60	Scott Bergold (28-32)	127	Jim Melka (61-66)	74	Russ Bellford (46-28)
1983	64	Scott Bergold (37-27)	111	Jim Melka (64-47)	76	Brian Marrow (42-34)
1982	109	Tim Krumrie (67-42)	130	Jim Melka (68-62)	55	David Greenwood (36-19)
1981	135	Tim Krumrie (82-53)	121	Dave Levenick (67-54)	74	David Greenwood (53-21)
1980	105	Tim Krumrie (72-33)	98	Dave Levenick (63-35)	49	David Greenwood (29-20)
1979	95	Tim Krumrie (55-40)	118	Larry Spurlin (57-61)	65	David Greenwood (41-24)
1978	104	Dan Relich (66-38)	133	Dave Crossen (74-59)	49	George Welch (26-23)
1977	51	Dan Relich (35-16)	175	Dave Crossen (85-90)	69	Greg Gordon (41-28)
1976	79	Dennis Stejskal (45-34)	104	Tim Halleran (54-50)	62	Scott Erdmann (47-15)
1975	111	Dennis Stejskal (60-51)	102	John Zimmerman (57-45)	102	Terry Buss (53-49)
1974	95	Mike Jenkins (47-48)	104	Rick Jakious (61-43)	79	Terry Buss (53-26)
1973	75	Mike Seifert (48-27)	138	Rick Jakious (74-64)	78	Terry Buss (40-38)
1972	83	Mike Jenkins (39-44)	181	Dave Lokanc (101-80)	64	Dan Baron (39-25)
1971	68	Jim Schymanski (42-26)	162	Dave Lokanc (79-83)	94	Neovia Greyer (52-42)
1970	111	Jim DeLisle (50-61)	140	Chuck Winfrey (70-70)	69	Ron Buss (39-30)
1969	120	Bill Gregory (56-64)	—	not available	—	not available
1968	83	Jim DeLisle (60-23)	133	Ken Criter (81-52)	57	Mike Cavill (42-15)
1967	131	Tom Domres (72-59)	169	Ken Criter (85-84)	85	Gary Reineck (45-40)
1966	—	not available	130	Bob Richter (62-68)	—	not available



Pictured above (left to right) are Jamel Brown, Tim Krumrie and Craig Raddatz.

Defense

Game Records

Solo Tackles

1. 18 Dave Crossen vs. Oregon, 1978
2. 16 Ken Criter vs. Indiana, 1971
- 16 Dave Lokanc vs. Indiana, 1967
- 16 Ken Criter vs. Ohio State, 1968
5. 15 four times (MR: Eric Unverzagt vs. Michigan St., 1994)

Total Tackles


1. 28 Dave Crossen vs. Purdue, 1977
2. 27 Ken Criter vs. Ohio State, 1968
- 27 Dave Lokanc vs. Ohio State, 1972
4. 25 Mark Zakula vs. Northwestern, 1973
5. 24 Dave Lokanc vs. Indiana, 1971
- 24 Dave Crossen vs. Iowa, 1977
- 24 David Wings vs. Iowa, 1987
8. 23 Dave Lokanc vs. Northwestern, 1971
- 23 Richard Jakious vs. Northwestern, 1973
- 23 Dennis Stejskal vs. Purdue, 1975
- 23 Dave Crossen vs. Indiana, 1976
- 23 Dave Crossen vs. Oregon, 1978
- 23 Larry Spurlin vs. Indiana, 1979
- 23 Scott Nelson vs. Iowa, 1990
15. 22 Michael Reid vs. Michigan, 1986
- 22 Gary Casper vs. Illinois, 1990
- 22 Gary Casper vs. Indiana, 1991
18. 21 by four players

Tackles for Loss


1. 6 Darryl Sims vs. Northwestern, 1982
- 6 Tim Jordan vs. Northwestern, 1985
3. 5 Mike Thompson vs. Northwestern, 1993
4. 4 Gary Reineck vs. Indiana, 1967
- 4 Dave Lokanc vs. Northwestern, 1970
- 4 Mike Jenkins vs. Purdue, 1974
- 4 John Rasmussen vs. Washington State, 1976
- 4 Don Davey vs. Northwestern, 1990
- 4 Tarek Saleh vs. Stanford, 1995
- 4 Pete Monty vs. Iowa, 1995

Tackle for Loss Yardage


1. 43 Darryl Sims vs. Northwestern, 1982
2. 41 John Tietz vs. Michigan, 1967
3. 38 Mike Thompson vs. Northwestern, 1993
4. 33 Tim Jordan vs. Northwestern, 1985
5. 29 Chad Yocum vs. Ohio State, 1992
6. 26 Ed Albright vs. Northern Illinois, 1971
7. 23 Don Davey vs. Ohio State, 1990



Dave Crossen



Michael Reid



Mike Thompson

8. 22 Tarek Saleh vs. Michigan State, 1995
9. 21 Dave Ahrens vs. Indiana, 1978
- 21 Bill Poindexter vs. Michigan State, 1971

Quarterback Sacks

1. 6 Tim Jordan vs. Northwestern, 1985
2. 5 Mike Thompson vs. Northwestern, 1993
3. 4 Darryl Sims vs. Northwestern, 1982
4. 3 Tim Jordan vs. Ohio State, 1986
- 3 Chad Yocum vs. Ohio State, 1992

Quarterback Sack Yardage

1. 38 Mike Thompson vs. Northwestern, 1993
2. 37 Darryl Sims vs. Northwestern, 1982
3. 33 Tim Jordan vs. Northwestern, 1985
4. 29 Chad Yocum vs. Ohio State, 1992
5. 21 Mike Jenkins vs. Purdue, 1974
6. 20 Rick Graf vs. Hawaii, 1986

Passes Defended

1. 4 Neovia Greyer vs. Indiana, 1970
- 4 Steve Wagner vs. Purdue, 1974
- 4 Steve Wagner vs. Indiana, 1974
- 4 Ken Dixon vs. North Dakota, 1976
- 4 Matt VandenBoom vs. Tennessee, 1981

Fumbles Recovered

1. 3 Michael Reid vs. Ohio State, 1985
2. 2 12 times (MR: Scott Nelson vs. Indiana, 1993)

Blocked Kicks

1. 3 Richard Johnson vs. Missouri, 1984
2. 2 Nate Odomes vs. Indiana, 1985

Defense

Season Records

Solo Tackles

- 102 Michael Reid, 1986
- 101 Dave Lokanc, 1972
- 94 Gary Casper, 1992
- 92 Pete Monty, 1995
- 85 Ken Criter, 1967
- 85 Dave Crossen, 1977

Total Tackles

- 181 Dave Lokanc, 1972
- 175 Dave Crossen, 1977
- 169 Ken Criter, 1967
- 162 Dave Lokanc, 1971
- 156 Michael Reid, 1986
- 148 Aaron Norvell, 1992
- 144 Reggie Holt, 1991
- 142 Gary Casper, 1992
- 140 Carl Winfrey, 1970
- 140 Gary Casper, 1990
- 138 Rick Jakious, 1973
- 137 Pete Monty, 1995
- 135 Tim Krumrie, 1981
- 134 David Wings, 1987
- 133 Ken Criter, 1968
- 133 Dave Crossen, 1978
- 131 Tom Domres, 1967
- 131 Brendan Lynch, 1991
- 131 Pete Monty, 1994
- 130 Jim Melka, 1982
- 129 Gary Casper, 1991

Tackles for Loss

- 24 Don Davey, 1990
- 24 Darryl Sims, 1982
- 23 Tarek Saleh, 1995
- 18 Dave Ahrens, 1980
- 17 Gary Casper, 1992
- 17 Mike Thompson, 1992
- 14 John Tietz, 1967
- 14 Lamark Shackerford, 1992
- 14 Mike Thompson, 1994
- 13 Ed Albright, 1971
- 13 Mike Thompson, 1991
- 13 Mike Thompson, 1993
- 13 Jason Maniecki, 1994
- 13 Tarek Saleh, 1994

Tackle for Loss Yardage

- 118 Tarek Saleh, 1995
- 117 Don Davey, 1990
- 103 Darryl Sims, 1982
- 89 Mike Thompson, 1993
- 86 John Tietz, 1967
- 78 Tim Jordan, 1984
- 77 Dave Ahrens, 1980
- 73 Mike Thompson, 1992
- 68 Tim Jordan, 1985
- 66 Dave Ahrens, 1978
- 66 Mike Thompson, 1994

Quarterback Sacks

- 12 Tarek Saleh, 1995
- 11 Tim Jordan, 1985
- 11 Darryl Sims, 1982
- 10 Mike Thompson, 1993
- 9 Mike Thompson, 1992
- 8 by three players

Quarterback Sack Yardage

- 84 Darryl Sims, 1982
- 84 Tarek Saleh, 1995
- 83 Mike Thompson, 1993
- 68 Don Davey, 1990
- 67 Tim Jordan, 1985
- 63 Tim Jordan, 1984

Passes Defended

- 13 Troy Vincent, 1991
- 12 Ken Dixon, 1976
- 11 Steve Wagner, 1974
- 11 Jason Suttle, 1995
- 10 by four players

Fumbles Recovered

- 5 Ed Bosold, 1972
- 4 Jim DeLisle, 1968
- 4 Nate Butler, 1970
- 4 Scott Erdmann, 1977

Blocked Kicks

- 6 Richard Johnson, 1984
- 3 Kenny Gales, 1993
- 2 by four players

YEARLY QB SACK LEADERS

Year	Player	No	Yds.
1995	Tarek Saleh	12	84
1994	Tarek Saleh	7	46
1993	Mike Thompson	10	83
1992	Mike Thompson	9	60
1991	four players with	3	
1990	Don Davey	7	68
1989	Don Davey	5	42
	Tim Knoeck	5	35
1988	Don Davey	4	29
1987	Don Davey	5	35
	Chad VandeZande	5	27
1986	Tim Jordan	8	50
1985	Tim Jordan	11	67
1984	Tim Jordan	8	63
	Rick Graf	8	58
1983	Mike Herrington	5	32
1982	Darryl Sims	11	84
1981	Tim Krumrie	5	29



Tarek Saleh led the Big Ten in tackles for loss and sacks as a junior.

Defense

Career Records

Tackles

Rk.	No.	Player	Fr.	So.	Jr.	Sr.
1.	447	Gary Casper, 1989-92	36	140	129	142
2.	444	Tim Krumrie, 1979-82	95	105	135	109
3.	427	Dave Lokanc, 1970-72	—	84	162	181
	427	Dave Crossen, 1975-78	21	98	175	133
5.	399	Jim Melka, 1981-84	31	130	111	127
6.	364	Ken Criter, 1966-68	—	62	169	133
7.	362	Brendan Lynch, 1988-91	19	93	119	131
8.	359	Greg Thomas, 1987-90	105	68	63	123
9.	344	Reggie Holt, 1990-93	27	144	86	87
10.	323	Scott Nelson, 1990-93	106	94	71	52
11.	317	Michael Reid, 1983-86	57	79	25	156
12.	316	Mike Thompson, 1991-94	105	84	47	80
13.	315	Richard Jakious, 1972-74	—	73	138	104
14.	307	Malvin Hunter, 1987-90	53	95	82	77
15.	296	Eric Unverzagt, 1991, 93-95	3	75	115	103
16.	283	Dennis Stejskal, 1975-77	—	111	79	93
17.	280	Dave Ahrens, 1977-80	68	86	52	74
18.	278	David Wings, 1985-88	6	23	134	115
19.	273	Pete Monty, 1993-95	5	131	137	—
20.	267	Don Davey, 1987-90	36	59	50	122
21.	266	Chuck Winfrey, 1968-70	—	73	53	140
22.	262	Craig Raddatz, 1983-86	29	60	116	57
23.	261	Michael Jenkins, 1972-74	—	95	71	95
24.	260	Dave Levenick, 1977-78, 80-81	21	27	98	114
25.	259	Terry Buss, 1973-75	—	78	79	102
26.	255	John Zimmerman, 1973-75	—	74	79	102
27.	252	Jim Schymanski, 1971-73	—	92	60	100
28.	251	Bill Gregory, 1968-70	—	75	68	108
29.	243	Mark Zakula, 1972-74	—	80	118	45
30.	242	David Greenwood, 1979-82	65	49	74	54
31.	239	Aaron Norvell, 1989-92	13	45	33	148
32.	238	Jim DeLisle, 1968-70	—	83	44	111
33.	228	Rick Graf, 1983-86	58	71	27	72
34.	226	Kyle Borland, 1979-82	58	19	56	93
35.	223	Carlos Fowler, 1990-93	11	87	76	49
36.	215	Lamark Shackerford, 1990-93	46	32	77	60
37.	214	Larry Spurlin, 1978-81	10	118	8	78
38.	205	Mike Herrington, 1979-83	27	40	63	75
39.	193	LaMarr White, 1987-90	47	67	59	20
40.	192	Troy Vincent, 1988-91	20	43	72	57

Passes Defended

1.	31	Troy Vincent, 1988-91
2.	26	Jeff Messenger, 1991-94
3.	22	Steve Wagner, 1973-75
4.	18	LaMarr White, 1987-90
5.	17	Scott Nelson, 1990-93

Fumbles Recovered

1.	7	Dan Batsch, 1987-90
	7	Scott Nelson, 1990-93
3.	6	Dave Ahrens, 1977-80
	6	Rick Graf, 1983-86
5.	5	by seven players

Tackles for Loss

1.	57	Mike Thompson, 1991-94
2.	49	Don Davey, 1987-90
3.	43	Dave Ahrens, 1977-80
4.	40	Darryl Sims, 1980-82, 84
5.	36	Tarek Saleh, 1993-95

Tackle for Loss Yardage

1.	281	Mike Thompson, 1991-94
2.	247	Don Davey, 1987-90
3.	212	Dave Ahrens, 1977-80
4.	198	Tim Jordan, 1983-86
5.	189	Darryl Sims, 1980-82, 84

Quarterback Sacks

1.	28	Mike Thompson, 1991-94
2.	27	Tim Jordan, 1983-86
3.	22	Darryl Sims, 1980-82, 84
4.	21	Don Davey, 1987-90
5.	19	Tarek Saleh, 1993-95

Quarterback Sack Yardage

1.	215	Mike Thompson, 1991-94
2.	180	Tim Jordan, 1983-86
3.	174	Don Davey, 1987-90
4.	149	Darryl Sims, 1980-82, 84
5.	130	Tarek Saleh, 1993-95

Blocked Kicks

1.	8	Richard Johnson, 1982-84
2.	5	Kenny Gales, 1993-94
3.	2	Bob Taylor, 1982, 84-86
	2	Nate Odomes, 1984-86

Opponent Bests

Individual

Most Yards Rushing — 377,
Anthony Thompson, Indiana, 1989

Most Rushing Attempts — 52,
Anthony Thompson, Indiana, 1989

Most TDs Rushing — 5, Ron
Johnson, Michigan, 1968

Longest Rush — 92, Butch
Woolfolk, Michigan, 1979

Most Pass Attempts — 51, Tony
Eason, Illinois, 1982

Most Pass Completions — 37,
Tony Eason, Illinois, 1982

Most Yards Passing — 479, Tony
Eason, Illinois, 1982

Most TDs Passing — 4, Tim
Gonso, Indiana, 1969; Ed Smith,
Michigan State, 1978; Mark
Herrmann, Purdue, 1979; Craig
Erickson, Miami, Fla., 1989

Longest Pass — 89, Ricky Foggie,
Minnesota, 1985

Most Receptions — 14, J.J.
Stokes, UCLA, 1994

Most Yards Receiving — 200,
Bart Burrell, Purdue, 1980

Most TDs Receiving — 3, Jade
Butcher, Indiana, 1969; Alan Dick,
Indiana, 1971; Archie Gray, Wyo-
ming, 1973

Most Yards Total Offense — 480,
Tony Eason, Illinois, 1982

Most Field Goals — 5, Mike Bass,
Illinois, 1982; Chris White, Illinois,
1984; John Langeloh, Mich. State,
1988

Longest Field Goal — 53, Chip
Lohmiller, Minnesota, 1987

Most Interceptions — 4, Paul
Beery, Purdue, 1976

Longest Punt Return — 93,
Stephen Porter, Indiana, 1970

Longest Kickoff Return — 100,
Rick Upchurch, Minnesota, 1974;
Seth Smith, Michigan, 1994

Longest Fumble Return — 55,
Bernard Clark, Miami, Fla., 1988

Team

Most Points Scored

62 Michigan, 1988

59 Ohio State, 1979

57 Michigan, 1977

55 Arizona State, 1968

55 Michigan State, 1978

55 Colorado, 1994

Most Yards Rushing Gained

452 Kansas, 1975

445 Indiana, 1989

440 Northwestern, 1969

439 Iowa, 1975

419 Michigan, 1977

Most Yards Passing Gained

479 Illinois, 1982

382 Toledo, 1982

370 Hawaii, 1986

369 Miami, Fla., 1989

355 Minnesota, 1995

Most Yards Total Offense Gained

708 Oklahoma, 1970

645 Michigan State, 1978

642 Arizona State, 1968

628 Michigan, 1988

595 Purdue, 1995

Fewest Points Allowed (modern era)

0 Northwestern, 1995

0 Michigan, 1989

0 Michigan State, 1988

0 Michigan, 1987

0 Michigan, 1980

0 Ohio State, 1980

0 Indiana, 1980

0 UCLA, 1980

0 Michigan, 1979

0 Indiana, 1979

0 Michigan, 1978

0 Purdue, 1977

0 Ohio State, 1977

0 Michigan, 1977

0 Ohio State, 1975

0 Michigan State, 1973

0 Ohio State, 1973

0 Michigan State, 1972

0 Iowa, 1968

0 Utah State, 1968

0 Michigan State, 1968

0 Washington, 1967

0 Purdue, 1966

0 Illinois, 1965

0 Nebraska, 1965

0 Colorado, 1965

0 Illinois, 1964

0 Minnesota, 1963

0 Michigan State, 1961

0 Northwestern, 1960

0 Purdue, 1959

0 Michigan State, 1956

0 Ohio State, 1956

0 Michigan State, 1955

0 UCLA, 1953

0 USC, 1953

0 Pennsylvania, 1950

0 Ohio State, 1949

0 Minnesota, 1948

0 Minnesota, 1947

0 Minnesota, 1946

0 Northwestern, 1946

Fewest Yards Rushing Allowed

-51 Notre Dame, 1964

-18 Iowa, 1995

-6 Purdue, 1965

-4 Illinois, 1965

5 Illinois, 1991

Fewest Yards Passing Allowed

0 Purdue, 1958

0 Ohio State, 1989

2 Illinois, 1950

2 Ohio State, 1959

11 Illinois, 1953

Fewest Yards Total Offense Allowed

59 Iowa, 1954


82 Iowa, 1991

92 Illinois, 1950

97 Michigan, 1989

104 Iowa, 1966

Camp Randall Records



Outside linebacker Pete Diatelevi

Individual Records

Rushing Attempts — 52, Anthony Thompson (Indiana), 1989; [43, Billy Marek vs. Minnesota, 1974]

Yards Rushing — 377, Anthony Thompson (Indiana), 1989; [304, Billy Marek vs. Minnesota, 1974]

TDs Rushing — 5, Billy Marek vs. Minnesota, 1974

Long Run — 91, Tom Brigham vs. Western Michigan, 1963

Pass Attempts — 54, Randy Wright vs. Iowa, 1983

Pass Completions — 37, Tony Eason (Illinois), 1982; [35, Darrell Bevell vs. Iowa, 1995]

Yards Passing — 479, Tony Eason (Illinois), 1982; [352, Darrell Bevell vs. Iowa, 1995]

TDs Passing — 5, Darrell Bevell vs. Nevada, 1993

Long Pass — 89, Tony Lowery vs. Eastern Michigan, 1991

Receptions — 13, Matt Nyquist vs. Iowa, 1995

Yards Receiving — 170, Pat Richter vs. Illinois, 1961

TDs Receiving — 3, Dave Howard vs. Iowa, 1955; Pat Richter vs. Illinois, 1961

Long Reception — 89, Lee DeRamus vs. Eastern Michigan, 1991

Points — 30, Billy Marek vs. Minnesota, 1974

Field Goals — 5, Mike Bass (Illinois), 1982; [4, Vince Lamia vs. Minnesota, 1976; Todd Gregoire vs. Ohio State, 1987; Rich Thompson vs. BGSU, 1992; Rich Thompson vs. Purdue, 1992]

Long Field Goal — 54, Todd Gregoire vs. Ball State, 1987

Long Interception Return — 100, John Hardy (California), 1990; [98, Billy Lowe vs. Purdue, 1954]

Long Punt Return — 90, Troy Vincent vs. Western Illinois, 1991

Long Kickoff Return — 100, Ira Matthews vs. Iowa, 1976

Long Punt — 82, David Greenwood vs. Air Force, 1979

Team Records

Rushing Attempts — 72 vs. Indiana, 1969; 72 vs. Illinois, 1969

Yards Rushing — 548 vs. Wyoming, 1963; *Pre-modern: 563 vs. Lawrence, 1920*

TDs Rushing — 7 vs. Missouri, 1974; vs. Northwestern, 1981; by Michigan, 1989; vs. Northwestern, 1993; vs. Eastern Michigan, 1994

Passing Attempts — 54 vs. Iowa, 1983

Completions — 37 by Illinois, 1982; [35 vs. Iowa, 1995]

Yards Passing — 479 by Illinois, 1982; [352 vs. Iowa, 1995]

TDs Passing — 5 vs. Nevada, 1993

Points — 62 vs. New Mexico State, 1962; vs. Indiana, 1994

Plays — 97 vs. Iowa, 1969; vs. Illinois, 1969

Yards Total Offense — 632 vs. Indiana, 1994

Wisconsin's all-time best is listed in italics if not the stadium record.

HOMECOMING RECORDS VS. OPPONENTS


Chicago	4-2-1	643
Illinois	6-4	600
Indiana	7-2	778
Iowa	7-4	636
Michigan	0-2	.000
Michigan State	1-4	250
Minnesota	2-6-2	300
Northwestern	8-7	533
Ohio State	1-4	250
Pennsylvania	1-0	1.000
Purdue	4-4-2	500
San Diego St.	1-0	1.000
Toledo	1-0	1.000
W. Michigan	1-0	1.000
Totals	44-39-5	528

Pre-Modern Era

The National Collegiate Athletic Association (NCAA) recognizes official football statistics and records beginning with the 1946 season.

The NCAA does not recognize marks set prior to the "modern era." Many great performances were turned in by Badgers prior to the 1946 season.

Following are some of the individual efforts by Wisconsin players, prior to the 1946 season, which would rank on the school's all-time lists.



Jerry Thompson



Hall of Famer Dave Schreiner is honored at halftime of a Wisconsin game.

Game

Rushing Attempts — 37, Jerry Thompson vs. Iowa, 1944

TDs Rushing — 4, Rowdy Elliott vs. Lawrence, 1920

TDs Receiving — 3, Dave Schreiner vs. Marquette, 1942

Points — 27, Rowdy Elliott vs. Lawrence, 1920

Field Goals Made — 4, Pat O'Dea vs. Beloit, 1899

PAT Attempts — 11, Eber Simpson vs. Lawrence, 1915; 8, Eber Simpson vs. Marquette, 1915

PATs — 10, Eber Simpson vs. Lawrence, 1915; 8, Eber Simpson vs. Marquette, 1915

Punting Average — 50.0, Frank Bellows vs. Chicago, 1914

Interception Yards — 110, Jack Wink vs. Great Lakes, 1942; 105, Coots Cunningham vs. Purdue, 1907

Season

Field Goals Made — 4, Pat O'Dea, 1899

Interceptions — 6, Elroy Hirsch, 1942

Interception Return Yards — 175, Jack Wink, 1942

Career

Field Goals Made — 32, Pat O'Dea, 1897-99

Interception Return Yards — 196, Jack Wink, 1942, 46-47

Television Record

1951

Illinois NBC L 10-14
 N'western n/a W 41-0

1953

USC n/a L 0-7

1954

Rice ABC W 13-7

1955

Purdue n/a W 9-0
 Illinois CBS L 14-17

1958

Iowa n/a L 6-9
 Michigan St. n/a W 9-7

1959

Illinois n/a L 6-9
 Minnesota n/a W 11-7
 Washington n/a L 8-44

1960

Iowa n/a L 21-28
 Minnesota n/a L 7-26

1961

Ohio St. n/a L 21-30
 Illinois n/a W 55-7

1962

Ohio St. n/a L 7-14
 N'western n/a W 37-6
 USC n/a L 35-42

1963

N'western CBS W 17-14

1964

Kansas St. NBC W 17-7

1966

N'western ABC T 3-3

1967

Ohio St. ABC L 15-17

1968

Indiana ABC L 20-21
 Michigan ABC L 9-34

1971

Ohio St. ABC L 6-31

1974

Nebraska ABC W 21-20
 Missouri ABC W 59-20

1981

Purdue ABC W 20-14
 Iowa ABC L 7-17
 Tennessee n/a L 21-28

1982

Illinois CBS L 28-29
 Kansas St. n/a W 14-3

1984

Missouri CBS W 35-34
 Illinois n/a L 6-22
 Ohio St. CBS W 16-14
 Iowa CBS T 10-10
 Kentucky Turner L 19-20

1986

Michigan Turner L 17-34
 Ohio St. CBS L 17-30

1989

Miami, Fla. ABC L 3-51

1990

California ESPN L 12-28

1992

Ohio St. ESPN W 20-16
 Indiana ESPN L 3-10
 Michigan St. ABC L 10-26

1993

Indiana ESPN W 27-15
 Purdue ESPN W 42-28
 Michigan ESPN W 13-10
 Ohio St. ABC T 14-14
 Illinois ABC W 35-10
 Michigan St. ESPN W 41-20
 UCLA ABC W 21-16

1994

Colorado ESPN L 17-55
 Indiana ESPN W 62-13
 Michigan St. ESPN W forfeit
 Michigan ESPN W 31-19
 Ohio St. ABC L 3-24
 Illinois ABC W 19-13
 Duke ESPN W 34-20

1995

Colorado ABC L 7-43
 Stanford Prime T 24-24
 Penn State ESPN W 17-9
 Ohio State ABC L 16-27
 N'western ESPN2 L 0-35
 Michigan St. Creative W 45-14
 Purdue Creative L 27-38
 Minnesota ESPN2 W 34-27
 Iowa ESPN2 L 20-33
 Illinois Creative T 3-3

Coaches' TV Records

Coach	Record	Pct.
John Jardine	2-0	1.000
Barry Alvarez	15-10-3	.589
Ivy Williamson	3-3	.500
Dave McClain	4-5-1	.450
Milt Bruhn	6-8-1	.433
Jim Hilles	0-2	.000
John Coatta	0-3	.000
Don Morton	0-1	.000
Totals	30-32-5	.485

Miscellaneous Marks

Night Games

Year	Opponent	Result
1896	Carlisle Indians[1]	L 8-18
1953	at UCLA	L 0-13
	at USC	L 21-33
1958	at Miami	W 20-0
1966	at USC	L 3-38
1968	at Arizona State	L 7-55
1972	at LSU	L 7-27
1977	at Oregon	W 22-10
1979	at San Diego St.	L 17-24
1982	Kansas St.[2]	W 14-3
1983	at Minnesota	W 56-17
1984	Kentucky[3]	L 19-20
1985	at Minnesota	L 18-27
1986	at Hawaii	L 17-20
	at UNLV	L 7-17
	Michigan	L 17-34
1987	at Minnesota	L 19-22
1988	at Miami	L 3-23
1989	at Minnesota	L 22-24
1991	at Minnesota	L 19-26
1993	at SMU	W 24-16
	at Minnesota	L 21-28
1994	at Colorado	L 17-55
1995	Colorado	L 7-43
	at Minnesota	W 34-27

[1] — Chicago Coliseum

[2] — Shreveport, LA

[3] — Birmingham, AL

Coaching Records

Coach	W-L-T	Pct.
Alvin Kletsch, 1889	0-2-0	.000
Ted Mestre, 1890	1-3-0	.250
Herb Alward, 1891	3-1-1	.700
Frank Crawford, 1892	4-3-0	.571
Parke Davis, 1893	4-2-0	.667
H.O. Stickney, 1894-95	10-4-1	.700
Phil King, 1896-02,05	65-11-1	.851
Art Curtis, 1903-04	11-6-1	.639
C.P. Hutchins, 1906-07	8-1-1	.850
J.A. Barry, 1908-10	9-4-3	.656
J.R. Richards, 1911,17,19-22	29-9-4	.738
William Juneau, 1912-15	18-8-2	.679
Paul Withington, 1916	4-2-1	.643
Guy Lowman, 1918	3-3-0	.500
Jack Ryan, 1923-24	5-6-4	.467
George Little, 1925-26	11-3-2	.750
G. Thistlethwaite, 1927-31	26-16-3	.611
Clarence Spears, 1932-35	13-17-2	.438
Harry Stuhldreher, 1936-48	45-62-6	.425
Ivy Williamson, 1949-55	41-19-4	.672
Milt Bruhn, 1956-66	52-45-6	.534
John Coatta, 1967-69	3-26-1	.117
John Jardine, 1970-77	37-47-3	.443
Dave McClain, 1978-85	46-42-3	.522
Jim Hilles, 1986	3-9-0	.250
Don Morton, 1987-89	6-27-0	.182
Barry Alvarez, 1990-94	33-31-4	.515

Vs. Ranked Foes

Year	Opp. (AP Rank)	Result
1984	at Michigan (16)	L 14-20
	Ohio State (6)	W 16-14
	at Iowa (17)	T 10-10
1985	at Michigan (7)	L 6-33
	Iowa (1)	L 13-23
	at Ohio State (3)	W 12-7
1986	Michigan (4)	L 17-34
	at Iowa (10)	L 6-17
	Ohio State (9)	L 17-30
1987	at Michigan (12)	L 0-49
	Michigan State (11)	L 9-30
1988	at Miami, Fla. (1)	L 3-23
1989	Miami, Fla. (3)	L 3-51
	at Michigan (5)	L 0-24
	at Illinois (8)	L 9-32
	at Ohio State (22)	L 22-42
1990	Michigan (3)	L 3-41
	at Iowa (25)	L 10-30
	Illinois (5)	L 3-21
	Ohio State (18)	L 10-35
	at Michigan St. (24)	L 9-14
1991	at Ohio State (14)	L 16-31
1992	at Washington (2)	L 10-27
	Ohio State (12)	W 20-16
1993	Michigan (24)	W 13-10
	Ohio State (3)	T 14-14
	UCLA (13)	W 21-16
1994	at Colorado (7)	L 17-55
	Indiana (21)	W 62-13
	at Michigan (10)	W 31-19
	Duke (25)	W 34-20
1995	Colorado (13)	L 7-43
	Penn State (6)	W 17-9
	Ohio State (4)	L 16-27
	Northwestern (11)	L 0-35

Photo by David Stluka



Tailback Aaron Stecker (43) strains to score a touchdown against Iowa in '95.

Rushing Tandems



Terrell Fletcher is the Badgers' career all-purpose yardage leader.



Brent Moss set Wisconsin records for yards rushing in a season (1,637) and consecutive 100-yard games in a career (17).

QUITE A PAIR

Wisconsin's tandem of Terrell Fletcher and Brent Moss (1993-94) was one of the most effective in college football history.

The duo combined for 2,633 yards as juniors (eighth most in NCAA history) and 2,309 yards as seniors (30th). Fletcher and Moss gained the second-most yardage in NCAA history by the same backfield in consecutive years. SMU's Eric Dickerson and Craig James gained 5,130 yards in the 1981-82 seasons.

School	Top rusher	No. 2 rusher	Total
Okla. State ('88)	Barry Sanders (2,628)	Gerald Hudson (369)	2,997
USC ('78)	Charles White (1,859)	Lynn Cain (977)	2,836
Oklahoma ('71)	Greg Pruitt (1,665)	Jack Mildren (1,140)	2,805
USC ('81)	Marcus Allen (2,427)	Todd Spencer (377)	2,804
Fullerton ('78)	Obie Graves (1,789)	Mike Martin (948)	2,737
USC ('79)	Charles White (2,050)	Marcus Allen (649)	2,699
Colorado ('94)	Rashan Salaam (2,055)	Kordell Stewart (639)	2,694
Nebraska ('83)	Mike Rozier (2,148)	Turner Gill (531)	2,679
Wisconsin ('93)	Brent Moss (1,637)	Terrell Fletcher (996)	2,633
SMU ('81)	Eric Dickerson (1,428)	Craig James (1,147)	2,575
Tulsa ('82)	Michael Gunter (1,464)	Ken Lacy (1,097)	2,561
SMU ('82)	Eric Dickerson (1,617)	Craig James (938)	2,555
Oklahoma ('78)	Billy Sims (1,762)	Kenny King (779)	2,541
Ohio State ('74)	Archie Griffin (1,695)	Cornelius Greene (842)	2,537
Ohio State ('75)	Archie Griffin (1,450)	Pete Johnson (1,059)	2,509
Mich. State ('90)	Tico Duckett (1,376)	Hyland Hickson (1,128)	2,504
Auburn ('85)	Bo Jackson (1,786)	Brent Fullwood (684)	2,470
Texas Christian ('84)	Kenneth Davis (1,611)	Tony Jeffery (840)	2,451
Houston ('71)	Robert Newhouse (1,757)	Tommy Mozisek (692)	2,449
Ohio State ('84)	Keith Byars (1,764)	John Wooldridge (637)	2,401
Ohio State ('73)	Archie Griffin (1,577)	Cornelius Greene (823)	2,400
UTEP ('48)	Fred Wendt (1,570)	Pug Gabrel (820)	2,390
USC ('75)	Ricky Bell (1,957)	Mosi Tatupu (425)	2,382
S. Carolina ('80)	George Rogers (1,894)	Johnnie Wright (481)	2,375
Texas A&M ('90)	Darren Lewis (1,691)	Bucky Richardson (670)	2,361
Air Force ('89)	Dee Dowis (1,286)	Rodney Lewis (1,063)	2,349
Michigan ('75)	Gordon Bell (1,335)	Rob Lytle (1,008)	2,343
Pitt ('76)	Tony Dorsett (1,948)	Elliot Walker (389)	2,337
Auburn ('79)	James Brooks (1,208)	Joe Cribbs (1,120)	2,328
Arizona St. ('73)	Woody Green (1,182)	Ben Malone (1,129)	2,311
Wisconsin ('94)	Terrell Fletcher (1,476)	Brent Moss (833)	2,309

NCAA Leaders

SPECIAL SEASONS

Conference championships

1896	Big Ten Conference
1897	Big Ten Conference
1901	Big Ten Conference (tie)
1906	Big Ten Conference (tie)
1912	Big Ten Conference
1952	Big Ten Conference
1959	Big Ten Conference
1962	Big Ten Conference
1993	Big Ten Conference (tie)

Undefeated teams

Year	Record	Coach
1901	9-0-0	Phil King
1906	5-0-0	C.P. Hutchins
1912	7-0-0	William Juneau

10-win season

Year	Record	Coach
1993	10-1-1	Barry Alvarez

Nine-win seasons

Year	Record	Coach
1897	9-1-0	Phil King
1898	9-1-0	Phil King
1899	9-2-0	Phil King
1901	9-0-0	Phil King

Eight-win seasons

Year	Record	Coach
1900	8-1-0	Phil King
1905	8-2-0	Phil King
1942	8-1-1	Harry Stuhldreher
1962	8-2-0	Milt Bruhn
1994	8-3-1	Barry Alvarez

Longest winning streaks

17	1900-02 (ended by Michigan)
9	1912-13 (ended by Purdue)

Longest home winning streak

25	1900-03 (ended by Chicago)
----	----------------------------

Four Badgers have led the nation in statistical categories according to the NCAA. Wisconsin teams have also topped college football in a statistical category on four occasions. Listed below are the Badgers' national leaders. All rankings and per-game averages include regular-season games only.

Individual Leaders

Scoring

1974 Billy Marek 12.7
------	-------------------	------------

Kickoff Returns

1976 Ira Matthews 29.6
------	--------------------	------------

Punt Returns

1978 Ira Matthews 16.9
------	--------------------	------------

Field Goals

1959 Karl Holzwarth 0.8
------	----------------------	-----------

Team Leaders

Total Defense

1951 Wisconsin 154.8
------	-----------------	-------------

Scoring Defense


1951 Wisconsin 5.9
------	-----------------	-----------

Passing Offense


1961 Wisconsin 188.4
------	-----------------	-------------

Scoring Offense

1962 Wisconsin 31.7
------	-----------------	------------



Karl Holzwarth booted 7-8 field goals in 1959, the first year that the NCAA recognized a national leader.



Tailback Billy Marek was the nation's top scorer with 114 points in 1974, a 12.7 per game average.

Attendance

Largest Camp Randall Crowds

Attend.	Opponent	Year	Result	
80,024	Michigan	1978	L	0-42
79,940	Ohio State	1978	L	14-49
79,579	Ohio State	1976	L	20-30
79,521	Iowa	1976	W	38-21
79,507	Ohio State	1995	L	16-27
79,253	Ohio State	1980	L	0-21
79,203	Michigan State	1970	L	7-9
79,111	Purdue	1976	L	16-18
79,026	Iowa	1979	L	13-24
79,023	Iowa	1985	L	13-23
79,022	Michigan	1975	L	6-23
79,015	Colorado	1995	L	7-43
78,986	Purdue	1978	T	24-24
78,973	Ohio State	1981	W	24-21
78,911	Michigan	1974	L	20-24
78,907	Iowa	1995	L	20-33
78,902	Northwestern	1975	W	17-14
78,883	UCLA	1979	L	12-37
78,868	Illinois	1975	W	18-9
78,848	Michigan State	1974	L	21-28
78,770	Minnesota	1984	L	14-17
78,731	Iowa	1981	L	7-17
78,723	Iowa	1972	W	16-14

Largest Road Crowds

Attend.	Opponent	Year	Site
106,209	Michigan	1994	Ann Arbor, Mich.
105,491	Michigan	1985	Ann Arbor, Mich.
104,952	Michigan	1979	Ann Arbor, Mich.
104,932	Michigan	1982	Ann Arbor, Mich.
104,892	Michigan	1977	Ann Arbor, Mich.
104,410	Michigan	1987	Ann Arbor, Mich.
104,239	Michigan	1984	Ann Arbor, Mich.
104,097	Michigan	1989	Ann Arbor, Mich.
101,500	USC	1953	Pasadena, Calif.
101,347	Michigan	1976	Ann Arbor, Mich.
101,237	UCLA	1994	Pasadena, Calif.
100,809	Washington	1960	Pasadena, Calif.
98,698	USC	1963	Pasadena, Calif.
96,540	Penn State	1995	Univ. Park, Pa.
94,221	Ohio State	1991	Columbus, Ohio
93,340	Ohio State	1994	Columbus, Ohio
91,202	Michigan	1950	Ann Arbor, Mich.
90,032	Ohio State	1988	Columbus, Ohio

WISCONSIN'S NCAA ATTENDANCE RANK

Year	Total	Average	Rank
1972	422,721	70,454	4th
1973	422,803	60,400	5th
1974	358,150	71,630	4th
1975	443,772	73,962	4th
1976	425,386	70,898	5th
1977	436,093	72,682	5th
1978	500,102	71,443	7th
1979	443,875	73,979	7th
1980	428,158	71,360	8th
1981	501,482	71,640	10th
1982	497,419	71,060	11th
1983	488,508	69,787	16th
1984	373,405	74,681	13th
1985	429,683	71,613	14th
1992	368,269	61,378	19th
1993	377,537	75,507	10th
1994	463,970	77,328	8th
1995	469,330	78,222	8th

Based on home attendance figures

1995 Conference Attendance

Conference	GP	Attendance	Average
1. Big Ten	68	4,592,499	67,537
2. Southeastern	76	4,827,834	63,524
3. Big Eight	50	2,414,804	48,296
4. Pac-10	57	2,680,510	47,026
5. Atlantic Coast	51	2,329,868	45,684
6. Southwest	43	1,653,888	38,463
7. Big East	44	1,679,043	38,160
8. Western Athletic	63	1,987,860	31,553
9. I-A Independents	60	1,654,993	27,583
10. Big West	51	793,452	15,558

Yearly Attendance

1971

N. Illinois 45,487
 @ Syracuse 31,287
 LSU 78,000
 @ New South 41,213
 Indiana 45,124
 Michigan St. 45,124

1976

@ Michigan 45,124
 North Dakota 45,124
 Minnesota St. 45,124
 @ Kansas 45,124
 Indiana 45,124
 Michigan St. 45,124

Year	Home		Total	
	Attend.	Average	Attend.	Average
1921	47,847	11,962		
1922	44,300	11,075		
1923	65,548	16,387		
1924	87,549	14,592		
1925	75,589	15,118		
1926	96,141	19,228		
1927	92,559	18,512		
1928	146,668	29,334		
1929	107,800	21,560		
<hr/>				
1930	90,875	18,175		
1931	60,272	15,068		
1932	81,719	16,344		
1933	54,314	13,579		
1934	82,662	20,666		
1935	79,444	15,889		
1936	95,586	19,117		
1937	120,607	24,121		
1938	126,925	31,731		
1939	118,632	23,726		
<hr/>				
1940	131,384	26,277		
1941	131,061	26,212		
1942	174,157	29,026		
1943	71,868	14,374		
1944	110,050	22,010		
1945	130,665	32,666		
1946	180,000	45,000	433,012	48,112
1947	221,000	44,200	422,862	46,985
1948	265,000	44,167	446,200	49,578
1949	221,000	44,200	404,442	44,938
<hr/>				
1950	180,000	45,000	513,300	57,033
1951	230,753	46,151	429,137	47,682
1952	259,764	51,953	544,662	54,466
1953	258,262	51,652	473,077	52,564
1954	267,455	53,491	522,165	58,018
1955	267,455	53,491	490,331	54,481
1956	267,517	53,503	509,956	56,662
1957	238,417	47,683	432,260	48,029
1958	276,263	55,263	538,466	59,830
1959	266,586	53,317	585,749	58,575

Year	Home		Total	
	Attend.	Average	Attend.	Average
1960	284,780	59,956	502,689	55,584
1961	235,716	47,143	431,571	47,952
1962	335,259	55,877	607,048	60,705
1963	306,114	61,223	548,924	60,992
1964	303,590	60,718	538,456	59,828
1965	282,139	56,428	546,293	54,629
1966	310,350	51,725	553,372	55,337
1967	262,473	52,495	545,012	54,501
1968	261,353	43,559	434,572	43,457
1969	293,390	48,898	515,179	51,518
<hr/>				
1970	377,335	56,223	574,269	57,427
1971	408,885	68,131	645,016	58,638
1972	422,721	70,454	703,833	63,985
1973	422,803	60,400	675,227	61,384
1974	358,150	71,630	658,904	59,900
1975	443,772	73,962	748,448	68,041
1976	425,386	70,898	681,302	61,937
1977	436,093	72,682	725,094	65,918
1978	500,102	71,443	689,780	62,707
1979	443,875	73,979	777,904	70,719
<hr/>				
1980	428,158	71,360	672,745	61,159
1981	501,482	71,640	727,770	66,161
1982	497,419	71,060	867,740	72,312
1983	488,508	69,787	730,922	66,447
1984	373,405	74,681	765,816	69,620
1985	429,683	71,613	777,232	70,657
1986	408,313	68,052	683,481	56,957
1987	414,795	59,256	700,657	63,696
1988	295,779	49,297	608,207	55,292
1989	250,406	41,734	584,310	53,119
<hr/>				
1990	357,192	51,027	565,658	51,424
1991	347,735	49,676	583,232	53,021
1992	368,269	61,378	628,092	57,099
1993	377,537	75,507	735,416	61,285
1994	463,970	77,328	896,031	74,669
1995	469,330	78,222	760,777	69,162

Crowds by Game

1946

Marquette *45,000
 @ California 50,000
 @ N'western 45,000
 Ohio St. *45,000
 @ Illinois 62,597
 @ Purdue 32,000
 Iowa *45,000
 @ Michigan 63,415
 Minnesota 45,000

1947

Purdue 41,000
 @ Indiana 30,000
 California *45,000
 @ Yale 65,000
 Marquette *45,000
 @ N'western 43,000
 Iowa 45,000
 Michigan *45,000
 @ Minnesota 63,862

1948

Indiana 40,000
 Illinois *45,000
 @ California 66,000
 Yale *45,000
 @ Ohio St. 77,200
 @ Iowa 38,000
 N'western *45,000
 Marquette *45,000
 Minnesota *45,000

1949

Marquette 42,000
 @ Illinois 32,332
 California 44,000
 Navy *45,000
 Ohio St. *45,000
 @ Indiana 30,000
 @ N'western 51,000
 Iowa *45,000
 @ Minnesota 64,110

1950

Marquette *45,000
 @ Illinois 54,230
 @ Iowa 46,333
 @ Michigan 91,202
 N'western *45,000
 Purdue *45,000
 @ Ohio St. 81,535
 @ Penn 60,000
 Minnesota *45,000

1951

Marquette 45,450
 @ Illinois 56,207
 Ohio St. *51,156
 @ Purdue 40,000
 @ N'western 50,000
 Indiana *51,118
 Pennsylvania 43,243
 Iowa 39,788
 @ Minnesota 52,177

1952

Marquette *51,303
 Illinois *52,071
 @ Ohio St. 80,345
 @ Iowa 45,050
 UCLA *52,131
 @ Rice 36,000
 N'western *52,131
 @ Indiana 22,000
 Minnesota *52,131
 USC 101,500

1953

Penn St. 48,374
 Marquette 51,363
 @ UCLA 52,887
 @ Purdue 36,500
 Ohio St. *52,819
 Iowa *52,819
 @ N'western 40,000
 Illinois *52,887
 @ Minnesota 61,154

1954

Marquette *52,819
 @ Michigan St. 51,194
 Rice *52,819
 Purdue *52,819
 @ Ohio St. 82,636
 @ Iowa 52,185
 N'western *53,131
 @ Illinois 71,119
 Minnesota *53,131

1955

Marquette *53,359
 Iowa *53,509
 @ Purdue 45,000
 @ USC 75,162
 Ohio St. *53,529
 Michigan St. *53,529
 @ N'western 40,000
 Illinois *53,529
 @ Minnesota 62,714

1956

Marquette 52,700
 USC *52,979
 @ Iowa 53,273
 Purdue *53,044
 @ Ohio St. 82,661
 @ Michigan St. 53,647
 N'western *54,645
 @ Illinois 52,858
 Minnesota 54,149

1957

Marquette 52,700
 West Virginia 38,889
 @ Purdue 40,507
 @ Iowa 58,147
 Ohio St. 51,051
 Michigan St. 49,826
 @ N'western 32,250
 Illinois 52,384
 @ Minnesota 62,939

1958

@ Miami, Fla. 62,084
 Marquette 42,513
 Purdue 51,028
 Iowa *65,241
 @ Ohio St. 83,142
 @ Michigan St. 71,040
 N'western 62,964
 @ Illinois 45,937
 Minnesota 54,517

1959

Stanford 41,892
 Marquette 47,970
 @ Purdue 41,542
 Iowa *64,256
 Ohio St. 55,440
 @ Michigan 68,063
 @ N'western 55,282
 Illinois 56,028
 @ Minnesota 53,647
 Washington 100,089

1960

@ Stanford 29,500
 Marquette 51,533
 Purdue 58,292
 @ Iowa 57,000
 @ Ohio St. 83,244
 Michigan 57,629
 N'western 61,730
 @ Illinois 48,143
 Minnesota 55,576

1961

Utah 36,325
 Michigan St. 50,584
 @ Indiana 23,270
 Oregon St. 45,274
 @ Iowa 60,150
 Ohio St. 58,144
 @ N'western 46,203
 Illinois 45,122
 @ Minnesota 66,232

1962

N. Mexico St. 40,495
 Indiana 41,354
 Notre Dame 61,098
 Iowa 60,297
 @ Ohio St. 82,540
 @ Michigan 53,789
 N'western *65,501
 @ Illinois 36,762
 Minnesota *65,514
 USC 98,698

1963

W. Michigan 48,574
 @ Notre Dame 56,806
 Purdue 61,415
 @ Iowa 59,700
 Ohio St. *65,913
 @ Michigan St. 71,033
 N'western *65,388
 Illinois *65,418
 @ Minnesota 55,271

1964

Kansas St. 46,455
 Notre Dame *64,398
 @ Purdue 44,396
 Iowa *65,713
 @ Ohio St. 84,365
 Michigan St. *65,728
 @ N'western 51,028
 @ Illinois 55,077
 Minnesota 61,306

1965

Colorado 45,914
 USC 52,706
 Iowa 63,058
 @ Nebraska 53,810
 @ N'western 44,444
 Ohio St. *65,269
 @ Michigan 66,907
 @ Purdue 48,369
 Illinois 55,192
 @ Minnesota 50,624

1966

Iowa St. 51,051
 @ USC 52,235
 @ Iowa 52,787
 Nebraska 52,428
 N'western 53,163
 @ Ohio St. 84,256
 Michigan 51,816
 Purdue 56,475
 @ Illinois 53,645
 Minnesota 45,372

1967

@ Washington 54,500
 Arizona St. 49,327
 @ Michigan St. 68,516
 Pittsburgh 46,995
 Iowa 59,512
 N'western 61,918
 @ Indiana 46,910
 @ Ohio St. 65,470
 Michigan 44,721
 @ Minnesota 47,133

1968

@ Arizona St. 43,317
 Washington 42,965
 Michigan St. 49,067
 Utah St. 37,469
 @ Iowa 45,651
 @ N'western 33,133
 Indiana 51,666
 Ohio St. 40,972
 @ Michigan 51,117
 Minnesota 39,214

1969

Oklahoma 43,633
 UCLA 49,243
 Syracuse 45,540
 Iowa 53,714
 @ N'western 34,374
 Indiana 58,636
 @ Michigan 60,438
 @ Ohio St. 86,519
 Illinois 42,624
 @ Minnesota 40,458

1970

@ Oklahoma 58,100
 TCU 61,538
 Penn St. 55,204
 @ Iowa 53,622
 N'western 65,278
 @ Indiana 48,643
 Michigan 72,389
 Ohio St. 72,758
 @ Illinois 36,569
 Minnesota 50,167

* — sellout

1971

N. Illinois	45,437
@ Syracuse	31,206
LSU	*78,535
@ N'western	40,473
Indiana	66,156
Michigan St.	74,847
@ Ohio St.	86,559
@ Iowa	43,155
Purdue	*78,451
Illinois	65,459
@ Minnesota	34,738

1972

N. Illinois	62,710
Syracuse	67,234
@ LSU	69,142
N'western	74,595
@ Indiana	50,122
@ Michigan St.	62,638
Ohio St.	*78,713
Iowa	*78,723
@ Purdue	53,507
@ Illinois	45,703
Minnesota	60,746

1973

Purdue	58,256
Colorado	58,237
@ Nebraska	76,297
Wyoming	60,715
Ohio St.	77,413
@ Michigan	87,273
Indiana	66,365
@ Michigan St.	54,010
Iowa	55,560
N'western	46,248
@ Minnesota	34,412

1974

@ Purdue	54,239
Nebraska	73,381
@ Colorado	50,512
Missouri	71,141
@ Ohio St.	87,717
Michigan	*78,911
@ Indiana	31,453
Michigan St.	*78,848
@ Iowa	48,300
@ N'western	28,533
Minnesota	55,869

1975

Michigan	*79,022
South Dakota	65,566
@ Missouri	62,222
Kansas	76,097
@ Purdue	62,406
@ Ohio St.	87,820
N'western	*78,902
Illinois	*78,868
@ Iowa	54,650
Indiana	65,317
@ Minnesota	37,578

1976

@ Michigan	101,347
North Dakota	62,213
Washington St.	64,658
@ Kansas	48,350
Purdue	*79,111
Ohio St.	*79,579
@ N'western	24,580
@ Illinois	54,121
Iowa	*79,521
@ Indiana	27,518
Minnesota	60,304

1977

@ Indiana	34,755
N. Illinois	64,475
@ Oregon	30,755
N'western	68,709
Illinois	*78,661
@ Michigan	104,892
Michigan St.	*79,203
@ Ohio St.	87,837
Purdue	73,322
Iowa	71,723
@ Minnesota	30,742

1978

Richmond	60,877
@ N'western	23,960
Oregon	63,988
Indiana	75,266
@ Illinois	51,160
Michigan	*80,024
@ Michigan St.	70,144
Ohio St.	*79,940
Purdue	*78,986
@ Iowa	44,444
Minnesota	61,021

1979

@ Purdue	65,002
Air Force	66,466
UCLA	*78,830
@ San Diego St.	38,633
Indiana	74,188
Michigan St.	77,083
@ Ohio St.	87,585
Iowa	*79,026
@ Michigan	104,952
N'western	68,229
@ Minnesota	37,827

1980

Purdue	77,280
Brigham Young	71,496
@ UCLA	40,018
San Diego St.	76,340
@ Indiana	51,029
@ Michigan St.	76,173
Ohio St.	*79,523
@ Iowa	59,995
Michigan	69,560
@ N'western	17,372
Minnesota	54,229

1981

Michigan	68,733
UCLA	69,212
W. Michigan	67,196
Purdue	68,603
Ohio St.	*78,973
@ Michigan St.	67,352
@ Illinois	67,413
N'western	70,035
@ Indiana	44,218
Iowa	*78,731
@ Minnesota	47,125
Tennessee	53,220

1982

@ Michigan	104,932
UCLA	*77,974
Toledo	73,713
@ Purdue	69,132
@ Ohio St.	88,234
@ Michigan St.	*78,187
Illinois	*78,406
N'western	64,388
Indiana	65,355
@ Iowa	58,500
Minnesota	59,792
Kansas St.	49,523

1983

N. Illinois	56,941
Missouri	65,044
Michigan	77,708
@ N'western	32,180
Illinois	*78,307
@ Minnesota	62,689
Indiana	*78,199
@ Ohio St.	89,203
Iowa	*78,105
@ Purdue	58,342
Michigan St.	54,204

1984

N. Illinois	65,288
@ Missouri	45,033
@ Michigan	104,239
N'western	*78,509
@ Illinois	76,428
Minnesota	*78,770
@ Indiana	38,754
Ohio St.	*78,606
@ Iowa	66,255
Purdue	72,292
@ Michigan St.	61,702
Kentucky	47,300

1985

N. Illinois	69,131
UNLV	68,123
@ Wyoming	11,129
@ Michigan	105,491
Iowa	*79,023
N'western	*78,401
@ Illinois	76,395
Indiana	*78,605
@ Minnesota	64,571
@ Ohio St.	89,873
Michigan St.	56,854

1986

@ Hawaii	45,403
N. Illinois	63,294
@ UNLV	32,207
Wyoming	64,954
Michigan	75,898
@ Iowa	67,700
@ N'western	34,462
Illinois	76,983
@ Indiana	35,311
Minnesota	65,164
Ohio St.	62,020
@ Michigan St.	60,285

1987

Hawaii	53,509
Utah	56,224
Ball St.	51,825
@ Michigan	104,410
Iowa	74,645
@ Illinois	57,040
N'western	70,012
@ Purdue	62,000
Ohio St.	63,195
@ Minnesota	62,412
Michigan St.	45,385

1988

W. Michigan	38,230
N. Illinois	46,869
@ Miami, Fla.	48,311
Michigan	61,180
@ Iowa	67,700
Illinois	57,886
@ N'western	30,013
Purdue	51,147
@ Ohio St.	90,032
Minnesota	40,467
@ Michigan St.	76,372

1989

Miami, Fla.	38,646
Toledo	37,162
@ California	36,000
@ Michigan	104,097
Iowa	62,402
N'western	44,978
@ Illinois	64,856
@ Minnesota	39,325
Indiana	37,442
@ Ohio St.	89,626
Michigan St.	29,776

1990

California	45,980
Ball St.	44,698
Temple	41,817
Michigan	64,359
@ Iowa	69,890
@ N'western	32,966
Illinois	67,746
Minnesota	51,189
@ Indiana	45,093
Ohio St.	41,403
@ Michigan St.	60,517

1991

W. Illinois	42,861
Iowa St.	50,710
E. Michigan	45,356
@ Ohio St.	94,221
Iowa	75,053
@ Purdue	43,650
Indiana	54,052
@ Illinois	61,493
Michigan St.	41,074
@ Minnesota	36,133
N'western	38,620

1992

@ Washington	72,800
Bowl. Green St.	57,758
N. Illinois	50,688
Ohio St.	72,203
@ Iowa	70,397
Purdue	73,573
@ Indiana	43,142
Illinois	65,293
@ Michigan St.	45,219
Minnesota	48,754
@ N'western	28,265

1993

Nevada	66,557
@ SMU	19,013
Iowa St.	*77,745
@ Indiana	34,306
N'western	*77,745
@ Purdue	38,942
@ Minnesota	64,798
Michigan	*77,745
Ohio St.	*77,745
@ Illinois	48,083
Michigan St.	51,500
UCLA	101,237

1994

E. Michigan	*77,745
@ Colorado	53,457
Indiana	*77,745
@ Michigan St.	71,234
@ N'western	46,437
Purdue	*77,745
Minnesota	*77,745
@ Michigan	106,209
@ Ohio St.	93,340
Cincinnati	75,245
Illinois	*77,745
Duke	61,384

1995

Colorado	*79,015
@ Stanford	42,510
SMU	*77,108
@ Penn St.	96,540
Ohio St.	*79,507
@ N'western	49,256
Michigan St.	*78,043
@ Purdue	39,125
@ Minnesota	64,016
Iowa	*78,907
Illinois	*76,750

Statistical Bests

Season Offense

Scoring Average

32.6 [359 points] in 1983
 32.2 [322 points] in 1962
 31.0 [341 points] in 1974
 29.8 [357 points] in 1994
 29.5 [354 points] in 1993
 27.1 [298 points] in 1976
 26.0 [234 points] in 1957
 23.9 [287 points] in 1982
 23.0 [207 points] in 1949
 22.8 [228 points] in 1952
Pre-modern — 35.2 in 1901

Rushing Average

287.5 [3,162 yards] in 1974
 270.8 [2,437 yards] in 1957
 250.8 [3,181 yards] in 1993
 244.5 [2,934 yards] in 1994
 238.7 [2,626 yards] in 1973
 237.2 [2,135 yards] in 1951
 231.5 [2,547 yards] in 1976
 224.1 [2,241 yards] in 1952
 223.6 [2,460 yards] in 1975
 213.5 [2,349 yards] in 1971

Passing Average

221.7 [2,429 yards] in 1995
 216.5 [2,381 yards] in 1983
 204.4 [2,543 yards] in 1993
 195.8 [2,350 yards] in 1982
 188.4 [1,696 yards] in 1961
 186.3 [1,863 yards] in 1962
 179.1 [2,149 yards] in 1994
 177.3 [2,128 yards] in 1984
 173.1 [1,904 yards] in 1990
 169.6 [1,526 yards] in 1960

Total Offensive Average

455.2 [5,462 yards] in 1993
 423.6 [5,083 yards] in 1994
 413.2 [4,545 yards] in 1983
 399.9 [4,398 yards] in 1974
 396.1 [4,753 yards] in 1982
 385.9 [3,859 yards] in 1952
 379.9 [4,179 yards] in 1976
 374.6 [4,121 yards] in 1971
 371.9 [3,347 yards] in 1951
 365.1 [4,381 yards] in 1984

Season Defense

Scoring Average

5.9 [53 points] in 1951
 8.6 [77 points] in 1958
 10.8 [97 points] in 1950
 10.9 [98 points] in 1954
 12.2 [110 points] in 1953
 13.0 [130 points] in 1962
 13.6 [122 points] in 1957
 13.8 [124 points] in 1963
 14.3 [129 points] in 1949
 14.3 [129 points] in 1956
Pre-modern — 0.6 in 1901

Rushing Average

66.8 [601 yards] in 1951
 116.1 [1,045 yards] in 1954
 117.5 [1,293 yards] in 1980
 121.4 [1,214 yards] in 1962
 122.6 [1,349 yards] in 1992
 125.7 [1,508 yards] in 1981
 129.1 [1,162 yards] in 1949
 130.1 [1,561 yards] in 1984
 130.3 [1,564 yards] in 1993
 131.4 [1,183 yards] in 1958

Passing Average

65.2 [717 yards] in 1975
 73.4 [661 yards] in 1953
 77.2 [695 yards] in 1957
 78.2 [704 yards] in 1956
 79.1 [712 yards] in 1950
 80.3 [723 yards] in 1955
 86.5 [779 yards] in 1961
 88.0 [792 yards] in 1951
 91.1 [1,002 yards] in 1977
 99.6 [896 yards] in 1946

Total Defensive Average

154.8 [1,393 yards] in 1951
 231.0 [2,079 yards] in 1954
 244.1 [2,197 yards] in 1958
 244.7 [2,202 yards] in 1953
 247.1 [2,224 yards] in 1957
 261.7 [2,355 yards] in 1949
 261.9 [2,357 yards] in 1963
 269.0 [2,690 yards] in 1962
 271.9 [2,447 yards] in 1950
 274.8 [2,473 yards] in 1948

Game Offense

Scoring

69 N. Mexico St., 1962
 62 Indiana, 1994
 60 Marquette, 1957
 59 Missouri, 1974
 56 Minnesota, 1983
 56 E. Michigan, 1994
 55 Illinois, 1961
 55 Illinois, 1969
 54 Northwestern, 1982
 53 Northwestern, 1993

Rushing Yards

551 Northwestern, 1974
 548 Wyoming, 1973
 474 Northwestern, 1981
 441 Marquette, 1956
 435 Minnesota, 1974
 412 Northwestern, 1957
 406 Northwestern, 1982
 406 Northwestern, 1983
 394 Northwestern, 1994
 392 W. Michigan, 1963

Passing Yards

423 Minnesota, 1993
 419 Southern Cal, 1963
 355 Northwestern, 1990
 352 Iowa, 1995
 325 Iowa, 1983
 319 Ohio State, 1983
 317 Purdue, 1983
 312 Minnesota, 1961
 303 Purdue, 1982
 302 Minnesota, 1995

Total Offensive Yards

632 Indiana, 1994
 630 Wyoming, 1973
 625 Northwestern, 1983
 608 Northwestern, 1974
 605 Minnesota, 1993
 578 Northwestern, 1982
 572 Indiana, 1983
 561 Illinois, 1969
 557 Wyoming, 1985
 554 Purdue, 1994

Game Defense

Scoring

Most recent shutouts listed
 0 SMU, 1995
 0 Eastern Michigan, 1994
 0 Michigan State, 1983
 0 Northwestern, 1983
 0 Minnesota, 1982
 0 Ohio State, 1982
 0 Northwestern, 1981
 0 Air Force, 1979
 0 Illinois, 1977

Rushing Yards

-18 Iowa, 1951
 -5 San Diego St., 1980
 5 Marquette, 1946
 8 Michigan State, 1954
 13 Pennsylvania, 1951
 15 Northwestern, 1978
 18 Northwestern, 1980
 19 Northwestern, 1982
 20 Iowa, 1947
 23 Northwestern, 1951
 23 Iowa, 1952

Passing Yards

0 Northwestern, 1956
 0 Minnesota, 1972
 0 Purdue, 1975
 0 Minnesota, 1977
 2 Kansas, 1975
 13 Ohio State, 1958
 14 Marquette, 1949
 15 Michigan, 1959
 15 Washington, 1968
 15 Michigan State, 1972

Total Defensive Yards

71 California, 1946
 74 Marquette, 1949
 78 Illinois, 1977
 82 Iowa, 1951
 106 Ohio State, 1951
 113 Northwestern, 1951
 115 Marquette, 1946
 116 Illinois, 1948
 117 Marquette, 1956
 119 Michigan State, 1983

Weekly Polls

CNN/USA Today

1993

Sept. 13 .. 2-0 25th
 Sept. 20 .. 3-0 22nd
 Sept. 27 .. 4-0 20th
 Oct. 4 4-0 19th
 Oct. 11 5-0 16th
 Oct. 18 6-0 12th
 Oct. 25 6-1 20th
 Nov. 1 7-1 14th
 Nov. 8 7-1-1 ... 13th
 Nov. 15 ... 8-1-1 ... 11th
 Nov. 22 ... 8-1-1 ... 8th
 Nov. 29 ... 8-1-1 ... 7th
 Dec. 6 9-1-1 ... 7th
 Jan. 3 10-1-1 ... 5th

1994

Preseason 11th
 Sept. 4 0-0 11th
 Sept. 11 ... 1-0 10th
 Sept. 18 .. 1-1 15th
 Sept. 25 .. 2-1 14th
 Oct. 2 2-2 22nd
 Oct. 9 3-2 20th

1995

Preseason 22nd
 Oct. 8 2-1-1 ... 25th

Associated Press

1937

Oct. 19 4-0 16th

1938

Nov. 8 4-2 15th
 Nov. 15 ... 5-2 12th

1942

Oct. 13 3-0-1 7th
 Oct. 20 4-0-1 7th
 Oct. 29 5-0-1 6th
 Nov. 3 6-0-1 ... 2nd
 Nov. 10 ... 6-1-1 7th
 Nov. 17 ... 7-1-1 7th
 Nov. 24 ... 8-1-1 4th
 Dec. 1 8-1-1 3rd

1944

Oct. 10 2-0 19th

1946

Oct. 15 3-1 20th
 Oct. 29 3-2 18th
 Nov. 6 4-2 15th

1947

Nov. 5 4-1-1 ... 19th
 Nov. 11 ... 5-1-1 9th

1950

Oct. 10 2-0 15th
 Oct. 18 4-0 16th
 Nov. 1 4-1 20th
 Nov. 7 5-1 15th
 Nov. 15 ... 5-2 15th

1951

Oct. 24 2-1-1 ... 14th
 Oct. 30 3-1-1 ... 10th
 Nov. 7 4-1-1 9th
 Nov. 13 ... 5-1-1 8th
 Nov. 21 ... 6-1-1 8th
 Nov. 27 ... 7-1-1 7th
 Dec. 5 7-1-1 8th

1952

Oct. 1 1-0 8th
 Oct. 7 2-0 1st
 Oct. 15 2-1 12th
 Oct. 21 3-1 10th
 Oct. 29 3-2 18th
 Nov. 4 4-2 18th
 Nov. 12 ... 5-2 15th
 Nov. 18 ... 6-2 13th
 Nov. 26 ... 6-2-1 ... 12th
 Dec. 2 6-3-1 ... 11th

1953

Sept. 28 .. 1-0 16th
 Nov. 18 ... 6-2 8th
 Nov. 24 ... 6-2-1 ... 12th
 Dec. 2 6-2-1 ... 15th

1954

Preseason 10th
 Sept. 29 .. 1-0 5th
 Oct. 5 2-0 3rd
 Oct. 13 3-0 2nd
 Oct. 19 4-0 2nd
 Oct. 27 ... 4-1 8th
 Nov. 2 4-2 16th
 Nov. 10 ... 5-2 14th
 Nov. 16 ... 6-2 17th
 Nov. 24 ... 7-2 8th
 Nov. 30 ... 7-2 9th

1955

Sept. 27 .. 1-0 17th
 Oct. 4 2-0 9th
 Oct. 11 3-0 6th
 Oct. 19 3-1 15th

1957

Oct. 8 2-0 16th
 Oct. 16 3-0 13th
 Nov. 19 ... 5-3 18th
 Nov. 27 ... 6-3 14th
 Dec. 3 6-3 19th

1958

Preseason 14th
 Sept. 30 .. 1-0 9th
 Oct. 7 2-0 6th
 Oct. 14 3-0 4th
 Oct. 22 3-1 13th
 Oct. 28 3-1-1 8th
 Nov. 5 4-1-1 7th
 Nov. 11 ... 5-1-1 5th
 Nov. 19 ... 6-1-1 5th
 Nov. 25 ... 7-1-1 6th
 Dec. 3 7-1-1 7th

1959

Preseason 8th
 Sept. 30 .. 1-0 12th
 Oct. 6 2-0 9th
 Oct. 20 3-1 12th
 Oct. 28 4-1 10th
 Nov. 3 5-1 9th
 Nov. 11 ... 6-1 7th
 Nov. 17 ... 6-2 9th
 Nov. 25 ... 7-2 5th
 Dec. 1 7-2 6th
 Dec. 8 7-2 6th

1960

Oct. 11 3-0 12th
 Oct. 19 3-1 11th

1961

Nov. 28 ... 6-3 13th

1962

Oct. 10 2-0 13th
 Oct. 16 3-0 10th
 Oct. 23 4-0 5th
 Oct. 30 4-1 11th
 Nov. 6 5-1 8th
 Nov. 13 ... 6-1 4th
 Nov. 21 ... 7-1 3rd

WE'RE NO. 1

Wisconsin has defeated the nation's top-rated team three times in its history. The most recent was a 21-14 victory over Michigan in the 1981 season opener. The other UW wins over the nation's No. 1 team were over Northwestern (37-6) in 1962 and vs. Ohio State (17-7) in 1942.

The Badgers have been ranked as the nation's No. 1 squad just once in their school history. That was on Oct. 7, 1952, after a 20-6 win over Illinois. The Badgers lost the next week to Ohio State but went on to a 6-3-1 record and a Rose Bowl berth.

Nov. 27 ... 8-1 2nd
 Dec. 5 8-1 2nd

1963

Sept. 24 .. 1-0 6th
 Oct. 2 2-0 4th
 Oct. 8 2-0 5th
 Oct. 16 3-0 2nd
 Oct. 22 4-0 2nd
 Oct. 29 4-1 8th

1974

Sept. 24 .. 2-0 11th
 Oct. 18 3-2 13th
 Oct. 29 4-3 20th
 Nov. 26 ... 7-4 19th
 Dec. 3 7-4 20th

1977

Oct. 4 4-0 19th
 Oct. 11 5-0 14th

1981

Sept. 15 .. 1-0 20th
 Oct. 13 3-1 14th

1984

Dec. 5 7-3-1 ... 20th

1993

Sept. 13 .. 2-0 24th
 Sept. 20 .. 3-0 23rd
 Sept. 27 .. 4-0 22nd
 Oct. 4 4-0 21st
 Oct. 11 5-0 16th

Oct. 18 6-0 15th
 Oct. 25 6-1 21st
 Nov. 1 7-1 15th
 Nov. 8 7-1-1 ... 14th
 Nov. 15 ... 8-1-1 ... 12th
 Nov. 22 ... 8-1-1 ... 10th
 Nov. 29 ... 8-1-1 ... 10th
 Dec. 6 9-1-1 ... 9th
 Jan. 3 10-1-1 ... 6th

1994

Preseason 10th
 Sept. 4 0-0 10th
 Sept. 11 ... 1-0 10th
 Sept. 18 .. 1-1 16th
 Sept. 25 .. 2-1 15th
 Oct. 2 2-2 24th
 Oct. 9 3-2 23rd

1995

Preseason 21st
 Oct. 1 2-1-1 .. 22nd
 Oct. 8 2-1-1 ... 21st
 Oct. 15 ... 2-2-1 ... 24th

Special thanks to David Montgomery of Pleasant Dale, Neb., who supplied the list of weekly rankings for Wisconsin in the AP poll.

Wisconsin Trends

Year	W-L-T	First Downs	Rush. Yards	Pass. Yards	Total Yards	Points	Fum. Lost	Int.	TOs	Pen. Yards	3rd Down
1995	4-5-2	18.8	128.9	221.7	350.6	21.4	8	12	20	275	.438
1994	8-3-1	21.8	244.5	179.1	423.6	29.8	11	15	26	608	.413
1993	10-1-1	24.8	250.8	204.4	455.2	29.5	9	11	20	421	.583
1992	5-6-0	18.5	168.0	156.5	324.5	19.3	11	7	18	426	.358
1991	5-6-0	13.1	94.7	146.5	241.2	15.6	9	13	22	559	.358
1990	1-10-0	16.1	96.6	173.1	269.7	12.1	15	14	29	425	.378
1989	2-9-0	15.8	187.2	85.0	272.2	15.6	14	10	24	329	.337
1988	1-10-0	15.5	149.6	115.6	265.2	9.6	24	14	38	514	.279
1987	3-8-0	16.6	202.5	96.9	299.4	18.4	23	8	31	365	.382
1986	3-9-0	15.9	144.0	132.3	276.3	16.8	12	20	32	555	.355
1985	5-6-0	17.5	189.5	139.0	328.5	21.0	8	19	27	348	.320
1984	7-4-1	19.3	187.8	177.3	365.1	20.2	15	14	29	702	.376
1983	7-4-0	23.2	196.7	216.5	413.2	32.6	7	19	26	470	.526
1982	7-5-0	20.7	200.3	195.8	396.1	23.9	9	14	23	522	.437
1981	7-5-0	19.6	205.2	139.6	344.8	22.3	15	16	31	487	.380
1980	4-7-0	17.9	197.0	87.3	284.3	12.5	17	11	28	578	—
1979	4-7-0	19.3	187.5	150.3	337.7	18.9	18	13	31	380	—
1978	5-4-2	28.4	185.3	154.5	339.8	20.3	14	17	31	544	—
1977	5-6-0	16.6	164.2	131.9	296.1	12.1	19	19	38	378	—
1976	5-6-0	21.8	231.5	148.4	379.9	27.1	13	18	31	385	—
1975	4-6-1	18.6	223.6	86.4	310.0	15.8	14	16	30	344	—
1974	7-4-0	22.1	287.5	112.4	399.9	31.0	9	11	20	392	—
1973	4-7-0	18.0	238.7	111.2	349.9	19.6	17	6	23	544	—
1972	4-7-0	16.6	200.0	117.5	317.5	13.8	25	16	41	360	—
1971	4-6-1	20.4	213.5	161.1	374.6	21.8	17	19	36	560	—
1970	4-5-1	16.4	147.7	145.2	292.9	19.8	20	5	25	383	—
1969	3-7-0	20.6	189.5	148.2	337.7	19.6	20	18	38	596	—
1968	0-10-0	15.4	126.2	112.8	239.0	8.6	11	19	30	710	—
1967	0-9-1	16.5	114.2	165.8	280.0	12.0	14	16	30	534	—
1966	3-6-1	14.2	105.5	136.6	242.1	8.7	21	17	38	396	—
1965	2-7-1	12.3	58.1	139.4	197.5	8.1	20	25	45	396	—
1964	3-6-0	16.1	117.2	138.1	255.3	13.6	14	19	33	304	—
1963	5-4-0	17.7	163.8	156.6	320.4	16.7	21	15	36	500	—
1962	8-2-0	20.6	176.5	186.3	362.8	32.2	12	12	24	593	—
1961	6-3-0	15.6	117.0	188.4	305.4	19.9	7	12	19	328	—
1960	4-5-0	14.0	98.4	169.6	268.0	16.4	7	17	24	275	—
1959	7-3-0	13.3	166.2	98.6	259.8	16.5	14	12	26	342	—
1958	7-1-1	15.7	207.7	106.4	314.1	22.3	27	10	37	420	—
1957	6-3-0	16.7	270.8	70.6	341.3	26.0	18	11	29	404	—
1956	1-5-3	15.0	195.0	68.6	263.6	10.3	33	15	48	507	—
1955	4-5-0	18.2	189.0	145.4	334.4	19.1	13	13	26	369	—
1954	7-2-0	16.0	182.7	128.1	310.8	22.2	14	8	22	314	—
1953	6-2-1	14.6	198.9	97.8	296.7	19.9	8	10	18	478	—
1952**	6-3-1	18.6	224.1	161.8	385.9	22.8	12	21	33	374	—
1951	7-1-1	18.6	237.2	134.7	371.9	21.8	20	16	36	686	—
1950	6-3-0	12.6	125.9	115.6	241.5	14.1	8	9	17	202	—
1949*	5-3-1	14.6	204.4	121.2	325.6	23.0	10	13	23	417	—
1948**	2-7-0	11.3	200.6	58.0	258.6	14.0	12	7	19	216	—
1947	5-3-1	11.7	205.9	74.2	280.1	19.0	17	12	29	325	—
1946	4-5-0	—	179.8	73.3	253.1	15.6	—	—	—	—	—

** — missing stats of two games

* — missing stats of one game

Opponent Trends

Year	W-L-T	First Downs	Rush. Yards	Pass. Yards	Total Yards	Points	Fum. Lost	Int.	TOs	Pen. Yards	3rd Down
1995	5-4-2	20.7	170.6	224.1	394.7	23.0	10	13	23	533	.405
1994	3-8-1	18.4	138.3	212.6	350.9	19.8	11	16	27	569	.377
1993	1-10-1	19.1	130.3	228.3	358.6	16.3	11	23	34	601	.443
1992	5-6-0	18.6	122.6	213.8	336.5	18.1	9	13	22	378	.414
1991	6-5-0	19.5	184.0	133.6	317.6	17.6	15	15	30	497	.392
1990	10-1-0	18.3	218.7	137.5	356.2	25.9	16	9	25	538	.500
1989	9-2-0	21.3	214.5	182.5	397.0	31.0	16	8	24	495	.400
1988	10-1-0	18.2	185.2	205.8	391.0	28.5	21	9	30	559	.425
1987	8-3-0	24.2	186.0	212.3	398.4	27.2	18	17	35	490	.415
1986	9-3-0	20.6	194.8	203.9	398.8	22.2	19	15	34	568	.516
1985	6-5-0	19.0	177.1	182.0	359.0	23.9	16	9	25	458	.423
1984	4-7-1	16.9	130.1	166.3	296.4	17.2	5	23	28	382	.379
1983	4-7-0	20.1	199.8	150.5	350.3	22.0	8	21	29	615	.434
1982	5-7-0	20.0	137.6	228.7	350.3	21.0	10	14	24	593	.172
1981	5-7-0	16.8	125.7	195.6	321.3	18.3	9	26	35	643	.394
1980	7-4-0	17.2	117.5	210.0	327.5	19.2	16	10	26	568	—
1979	7-4-0	19.2	216.5	176.3	392.7	28.3	17	9	26	561	—
1978	4-5-2	19.6	194.1	156.1	350.2	25.2	14	12	26	575	—
1977	6-5-0	14.5	176.5	91.1	267.6	18.2	17	7	24	627	—
1976	6-5-0	18.4	208.3	145.2	353.5	24.2	17	11	28	447	—
1975	6-4-1	20.9	317.2	65.2	382.4	24.5	12	22	34	438	—
1974	4-7-0	18.0	220.1	118.6	338.7	22.1	14	14	28	397	—
1973	7-4-0	19.7	244.3	114.3	358.6	21.6	18	11	29	452	—
1972	7-4-0	18.6	249.6	102.3	351.9	20.8	25	7	32	452	—
1971	6-4-1	20.0	240.5	137.6	378.1	23.5	9	10	19	619	—
1970	5-4-1	20.3	192.1	155.8	347.9	19.5	16	22	38	470	—
1969	7-3-0	21.7	271.2	140.4	411.6	34.9	21	12	33	574	—
1968	10-0-0	13.5	259.0	142.3	401.3	31.0	20	10	30	549	—
1967	9-0-1	19.5	211.2	129.2	340.4	22.4	15	11	26	491	—
1966	6-3-1	17.2	178.7	119.9	298.6	21.2	13	13	26	416	—
1965	7-2-1	17.5	229.7	102.0	331.7	29.1	10	16	26	537	—
1964	6-3-0	18.2	196.8	127.9	324.7	25.4	10	9	19	415	—
1963	4-5-0	14.3	163.4	99.6	261.9	13.8	10	11	21	412	—
1962	2-8-0	15.1	121.4	147.6	269.0	13.0	10	20	30	688	—
1961	3-6-0	17.5	227.0	86.5	313.5	17.6	8	13	21	480	—
1960	5-4-0	17.3	186.7	103.3	290.0	20.3	10	12	22	261	—
1959	3-7-0	14.7	164.4	138.3	302.7	14.9	18	23	41	467	—
1958	1-7-1	15.3	131.4	112.7	244.1	8.6	32	23	55	320	—
1957	3-6-0	14.4	169.9	77.2	247.1	13.6	23	13	36	363	—
1956	5-1-3	15.1	195.2	78.2	273.4	14.3	35	8	43	213	—
1955	5-4-0	14.6	209.7	80.3	290.0	18.4	10	13	23	489	—
1954	2-7-0	13.4	116.1	114.9	231.0	10.9	12	18	30	485	—
1953	2-6-1	12.2	171.3	73.4	244.7	12.2	14	14	28	545	—
1952**	3-6-1	13.0	116.7	126.4	243.1	15.0	12	19	31	388	—
1951	1-7-1	9.1	66.8	88.0	154.8	5.9	14	21	35	416	—
1950	3-6-0	14.2	192.8	79.1	271.9	10.8	15	12	27	329	—
1949*	3-5-1	12.9	129.1	132.4	261.7	14.3	10	19	29	294	—
1948**	7-2-0	13.0	169.8	105.0	274.8	21.4	17	10	27	193	—
1947	3-5-1	12.1	134.3	131.2	267.7	17.3	17	10	27	294	—
1946	5-4-0	—	163.1	99.6	262.7	16.0	—	—	—	—	—

** — missing stats of two games


* — missing stats of one game

Series Records

Team	First Mtg.	W-L-T
Air Force	1979	1-0-0
Alabama	1928	1-0-0
Arizona State	1967	0-2-0
Arkansas	1912	1-0-0
Armour	1895	1-0-0
Auburn	1931	0-0-1
Ball State	1987	2-0-0
Beloit	1889	16-1-0
Bowling Green	1992	1-0-0
Bradley	1931	1-0-0
Brigham Young	1980	0-1-0
California	1946	1-5-0
Calumet Club	1889	0-1-0
Camp Grant	1918	1-2-0
Carleton	1922	2-0-0
Carlisle (Pa.)	1896	0-1-0
Chicago	1894	19-16-5
Chicago AA	1893	1-2-0
Chicago P&S	1900	1-0-0
Cincinnati	1936	2-0-0
Coe (Iowa)	1923	2-0-1
Colgate	1929	1-0-0
Colorado	1965	0-4-1
Colorado College	1911	1-0-0
Columbia	1940	0-1-0
Company I	1905	1-0-0
Cornell (Iowa)	1926	3-0-0
Dixon (Ill.)	1898	1-0-0

Team	First Mtg.	W-L-T
Drake	1904	1-0-0
Duke	1995	1-0-0
Eastern Michigan	1991	2-0-0
Ft. Sheridan (Ill.)	1904	1-0-0
Franklin (Ind.)	1925	1-0-0
Great Lakes	1942	1-1-1
Grinnell (Iowa)	1895	4-0-0
Haskell Indians	1916	1-0-0
Hawaii	1986	1-1-0
Hyde Park HS (Ill.)	1901	2-0-0
Illinois	1895	26-33-7
Indiana	1907	27-16-2
Iowa	1894	34-35-2
Iowa State	1895	7-0-0
Kansas	1902	4-2-0
Kansas State	1964	2-0-0
Kentucky	1984	0-1-0
Knox (Ill.)	1901	2-0-0
Lake Forest (Ill.)	1890	7-1-0
Lawrence	1899	17-0-1
Louisiana State	1971	0-2-0
Madison HS	1896	4-0-0
Marquette	1904	32-4-0
Miami (Fla.)	1958	1-2-0
Michigan	1892	10-41-1
Michigan State	1913	15-23-0
Milw. Medical	1901	1-0-0
Minnesota	1890	40-57-8
Missouri	1942	4-1-0
Navy	1945	1-1-0
Nebraska	1901	2-3-0
Nevada	1993	1-0-0
New Mexico State	1962	1-0-0
North Central (Ill.)	1903	1-0-0
North Dakota	1906	3-0-0
N. Dakota State	1928	2-0-0
Northern Illinois	1971	8-1-0
Northwestern	1890	50-28-5
N'western College	1905	1-0-0
Notre Dame	1900	6-8-2
Ohio State	1913	13-47-5
Oklahoma	1969	0-2-0
Oregon	1977	2-0-0
Oregon State	1961	1-0-0
Osteopaths	1903	1-0-0
Pennsylvania	1930	2-2-0
Penn State	1953	3-0-0
Pittsburgh	1937	0-3-0
Purdue	1892	33-26-8
Rice	1952	2-0-0
Richmond	1978	1-0-0
Ripon	1898	5-0-0
Rush Medical	1896	4-0-0

Team	First Mtg.	W-L-T
San Diego State	1979	1-1-0
SMU	1993	2-0-0
South Dakota	1975	1-0-0
South Dakota State	1916	8-1-0
Stanford	1959	2-0-1
Syracuse	1941	1-2-1
TCU	1970	0-0-1
Temple	1990	0-1-0
Tennessee	1981	0-1-0
Texas	1939	0-1-0
Toledo	1982	1-0-0
UCLA	1938	2-7-0
UNLV	1985	1-1-0
USC	1953	0-6-0
UW Alumni	1897	3-1-0
UW Freshmen	1908	1-0-0
UW-Oshkosh	1903	1-0-0
UW-Platteville	1897	1-0-0
UW-Whitewater	1890	2-0-0
Upper Iowa	1900	1-0-0
Utah	1961	1-1-0
Utah State	1968	0-1-0
Washington	1960	0-4-0
Washington State	1976	1-0-0
West Virginia	1933	2-0-0
Western Illinois	1991	1-0-0
Western Michigan	1963	2-1-0
Wyoming	1973	2-1-0
Yale	1899	1-2-0



Quarterback Mike Samuel

UW IN THE FINAL POLLS

Year	AP	UPI	USA Today /CNN
1942	3rd	—	—
1950	—	T-20th	—
1951	8th	8th	—
1952	11th	10th	—
1953	15th	14th	—
1954	9th	10th	—
1957	19th	T-14th	—
1958	7th	6th	—
1959	6th	6th	—
1960	—	5th	—
1961	—	18th	—
1962	2nd	2nd	—
1993	6th	—	5th

Largest Margins

LARGEST WINS

56	New Mexico St.	1962	69-13
56	E. Michigan	1994	56-0
54	Marquette	1957	60-6
52	Northwestern	1981	52-0
50	Marquette	1958	50-0
49	at Northwestern	1983	49-0
49	Indiana	1994	62-13
48	Illinois	1969	55-7
45	at Northwestern	1974	52-7
42	SMU	1995	42-0
41	at Northwestern	1951	41-0
41	W. Michigan	1963	41-0
41	Illinois	1969	55-14
41	South Dakota	1975	48-7

LARGEST LOSSES

59	at Ohio St.	1979	0-59
56	at Michigan	1977	0-56
56	at Ohio St.	1975	0-56
55	at Ohio St.	1969	7-62
54	at Michigan	1979	0-54
53	at Michigan St.	1978	2-55
51	Illinois	1965	0-51
49	at Michigan	1987	0-49
48	Michigan	1988	14-62
48	Miami, Fla.	1989	3-51

PRE-MODERN ERA WINS

106	UW-Whitewater	1890	106-0
87	Beloit	1903	87-0
85	Marquette	1915	85-0
82	Drake	1904	82-0
82	Lawrence	1915	82-0
76	Dixon	1898	76-0
64	Upper Iowa	1900	64-0
62	Hyde Park (Ill.)	1901	62-0
60	Lawrence	1920	60-0
58	Lawrence	1899	58-0
58	Notre Dame	1904	58-0
57	Arkansas	1912	64-7

100-yard rushing games (continued from page 178)

Ken Starch (3)

Yds	Att	Avg	Opponent	Year
184	13	14.2	Wyoming	1973
149	10	14.9	Colorado	1974
104	23	4.5	Purdue	1973

Robert Williams (3)

Yds	Att	Avg	Opponent	Year
129	21	6.1	Minnesota	1989
114	10	11.4	Ball State	1990
111	18	6.2	Iowa	1990

Lisle Blackburn (2)

Yds	Att	Avg	Opponent	Year
122	15	8.1	California	1949
109	22	5.0	Indiana	1949

Larry Canada (2)

Yds	Att	Avg	Opponent	Year
153	28	5.5	Minnesota	1976
114	26	4.4	Wash. St.	1976

Lionell Crawford (2)

Yds	Att	Avg	Opponent	Year
109	20	5.5	Minnesota	1988
108	16	6.8	Ohio State	1989

Chucky Davis (2)

Yds	Att	Avg	Opponent	Year
128	14	9.1	Mich. St.	1982
103	19	5.4	Purdue	1981

Gary Ellerson (2)

Yds	Att	Avg	Opponent	Year
164	19	8.6	N. Illinois	1983
136	22	6.2	Indiana	1983

Ira Matthews (2)

Yds	Att	Avg	Opponent	Year
134	12	11.2	Minnesota	1978
125	19	6.6	N'western	1978

Dave Mohapp (2)

Yds	Att	Avg	Opponent	Year
139	16	8.7	Iowa	1979
138	19	7.3	Mich. St.	1980

Michael Morgan (2)

Yds	Att	Avg	Opponent	Year
135	23	5.9	Indiana	1974
100	14	7.1	N'western	1974

John Smith (2)

Yds	Att	Avg	Opponent	Year
157	21	7.5	Iowa	1967
132	26	5.1	Minnesota	1968

Tom Stauss (2)

Yds	Att	Avg	Opponent	Year
123	17	7.2	N'western	1978
113	8	14.1	Minnesota	1978

Aaron Stecker (2)

Yds	Att	Avg	Opponent	Year
114	27	4.2	Minnesota	1995
112	14	8.0	SMU	1995

Robert Teague (2)

Yds	Att	Avg	Opponent	Year
165	25	6.6	N'western	1949
144	18	8.0	Indiana	1949

John Williams (2)

Yds	Att	Avg	Opponent	Year
132	18	7.3	Mich. St.	1981
101	21	4.8	UCLA	1980

The following Badgers had one 100-yard rushing game in their careers:

Player (Att-Yds) Opponent, Year
 Ben Bendrick (11-101) vs. N'western, '48
 Clarence Bratt (14-113) vs. Purdue, '53
 Jason Burns (22-101) vs. Purdue, '94
 Tony Davis (16-115) vs. Iowa, '72
 Joe Dawkins (20-129) vs. Indiana, '69
 Wally Dreyer (7-106) vs. Marquette, '48
 Dale Hackbart (19-100) vs. Mich. St., '58
 Louis Holland (8-100) vs. W. Mich., '63
 Leon Hunt (22-116) vs. N'western, '89
 Jimmy Henderson (24-112) vs. N'wstrn, '89
 Bill Hutchinson (11-117) vs. Iowa, '52
 Ralph Kurek (29-103) vs. Iowa, '64
 Earl Maves (9-155) vs. Marquette, '46
 Richard Smith (20-102) vs. Pitt, '67
 Ronald Smith (22-160) vs. Minnesota, '64
 Rollie Strehlow (16-119) vs. Marquette, '50
 Charles Thomas (17-141) vs. Marquette, '55
 Steve Vinci (13-140) vs. Utah, '87
 S. Washington (19-112) vs. Colorado, '73
 Sean Wilson (29-134) vs. Cal, '89

Yearly Records

Year	Coach	Overall				Big Ten				Pl.	Home	Away	Neut.
		W	L	T	Pct.	W	L	T	Pct.				
1889	Alvin Kletsch	0	2	0	.000	—	—	—	—	—	0-0	0-1	0-1
1890	Ted Mestre	1	3	0	.250	—	—	—	—	—	1-1	0-1	0-1
1891	Herb Alward	3	1	1	.700	—	—	—	—	—	1-0	1-1	1-0-1
1892	Frank Crawford	4	3	0	.571	—	—	—	—	—	1-2	1-1	2-0
1893	Parke Davis	4	2	0	.667	—	—	—	—	—	3-0	1-1	0-1
1894	H.O. Stickney	5	2	0	.714	—	—	—	—	—	3-0	2-2	0-0
1895	H.O. Stickney	5	2	1	.688	—	—	—	—	—	4-0-1	0-2	1-0
1896	Phil King	7	1	1	.833	2	0	1	.833	1	6-0	1-0-1	0-1
1897	Phil King	9	1	0	.900	3	0	0	1.000	1	6-1	3-0	0-0
1898	Phil King	9	1	0	.900	2	1	0	.667	3	7-0	1-1	1-0
1899	Phil King	9	2	0	.818	4	1	0	.800	2	5-1	1-1	3-0
1900	Phil King	8	1	0	.889	2	1	0	.667	T3	6-0	1-1	1-0
1901	Phil King	9	0	0	1.000	2	0	0	1.000	T1	5-0	2-0	2-0
1902	Phil King	6	3	0	.667	1	3	0	.250	6	5-0	1-1	0-2
1903	Art Curtis	6	3	1	.650	0	3	1	.125	T8	6-1	0-2-1	0-0
1904	Art Curtis	5	3	0	.625	0	3	0	.000	T7	4-1	0-2	1-0
1905	Phil King	8	2	0	.800	1	2	0	.333	T5	4-1	1-1	3-0
1906	C.P. Hutchins	5	0	0	1.000	3	0	0	1.000	T1	4-0	1-0	0-0
1907	C.P. Hutchins	3	1	1	.700	3	1	1	.700	2	1-1-1	2-0	0-0
1908	J.A. Barry	5	1	0	.833	2	1	0	.667	3	3-1	2-0	0-0
1909	J.A. Barry	3	1	1	.700	2	1	1	.625	4	2-1	1-0-1	0-0
1910	J.A. Barry	1	2	2	.400	1	2	1	.375	5	1-0-2	0-1	0-1
1911	J.R. Richards	5	1	1	.786	2	1	1	.625	3	4-0-1	1-1	0-0
1912	William Juneau	7	0	0	1.000	5	0	0	1.000	1	5-0	2-0	0-0
1913	William Juneau	3	3	1	.500	1	2	1	.375	T6	3-2	0-1-1	0-0
1914	William Juneau	4	2	1	.643	2	2	1	.500	T4	3-1-1	1-1	0-0
1915	William Juneau	4	3	0	.571	2	3	0	.400	6	3-1	1-2	0-0
1916	Paul Withington	4	2	1	.643	1	2	1	.375	T6	4-0-1	0-2	0-0
1917	J.R. Richards	4	2	1	.643	3	2	0	.600	T3	3-1-1	1-1	0-0
1918	Guy Lowman	3	3	0	.500	1	2	0	.333	7	2-2	1-1	0-0
1919	J.R. Richards	5	2	0	.714	3	2	0	.600	4	2-2	3-0	0-0
1920	J.R. Richards	6	1	0	.857	4	1	0	.800	2	4-0	2-1	0-0
1921	J.R. Richards	5	1	1	.786	3	1	1	.700	4	3-0-1	2-1	0-0
1922	J.R. Richards	4	2	1	.643	2	2	1	.500	4	3-1	1-1-1	0-0
1923	Jack Ryan	3	3	1	.500	1	3	1	.300	7	2-1-1	1-2	0-0
1924	Jack Ryan	2	3	3	.438	0	2	2	.333	10	2-2-2	0-1-1	0-0
1925	George Little	6	1	1	.813	3	1	1	.700	T2	4-1	2-0-1	0-0
1926	George Little	5	2	1	.688	3	2	1	.583	5	4-1	1-1-1	0-0
1927	Glenn Thistlethwaite	4	4	0	.500	1	4	0	.200	T9	3-2	1-2	0-0
1928	Glenn Thistlethwaite	7	1	1	.833	3	1	1	.700	2	5-1	2-0-1	0-0
1929	Glenn Thistlethwaite	4	5	0	.444	1	4	0	.200	10	3-3	1-1	0-1
1930	Glenn Thistlethwaite	6	2	1	.722	2	2	1	.500	T4	6-0	0-2-1	0-0
1931	Glenn Thistlethwaite	5	4	1	.550	3	3	0	.500	6	3-1-1	2-3	0-0
1932	Clarence Spears	6	1	1	.812	4	1	1	.750	3	5-0	1-1-1	0-0
1933	Clarence Spears	2	5	1	.313	0	5	1	.083	T8	2-2	0-3-1	0-0
1934	Clarence Spears	4	4	0	.500	2	3	0	.400	T5	3-1	1-3	0-0
1935	Clarence Spears	1	7	0	.125	1	4	0	.200	T9	1-4	0-3	0-0
1936	Harry Stuhldreher	2	6	0	.250	0	4	0	.000	T8	2-3	0-3	0-0
1937	Harry Stuhldreher	4	3	1	.563	2	2	1	.500	T4	3-1-1	1-2	0-0
1938	Harry Stuhldreher	5	3	0	.625	3	2	0	.600	6	2-2	3-1	0-0
1939	Harry Stuhldreher	1	6	1	.188	0	5	1	.083	T9	1-3-1	0-3	0-0
1940	Harry Stuhldreher	4	4	0	.500	3	3	0	.500	T4	3-2	1-2	0-0
1941	Harry Stuhldreher	3	5	0	.375	3	3	0	.500	5	3-2	0-3	0-0
1942	Harry Stuhldreher	8	1	1	.850	4	1	0	.800	2	5-0-1	2-1	1-0

Yearly Records

Year	Coach	Overall				Big Ten					Home	Away	Neut.
		W	L	T	Pct.	W	L	T	Pct.	Pl.			
1943	Harry Stuhldreher	1	9	0	.100	1	6	0	.167	8	0-5	1-3	0-1
1944	Harry Stuhldreher	3	6	0	.333	2	4	0	.333	7	2-3	1-3	0-0
1945	Harry Stuhldreher	3	4	2	.444	2	3	1	.417	6	1-2-1	2-1-1	0-1
1946	Harry Stuhldreher	4	5	0	.444	2	5	0	.400	8	2-2	2-3	0-0
1947	Harry Stuhldreher	5	3	1	.611	3	2	1	.583	2	3-2	2-1-1	0-0
1948	Harry Stuhldreher	2	7	0	.222	1	5	0	.167	9	2-4	0-3	0-0
1949	Ivy Williamson	5	3	1	.611	3	2	1	.583	4	3-2	2-1-1	0-0
1950	Ivy Williamson	6	3	0	.667	5	2	0	.714	T2	4-0	2-3	0-0
1951	Ivy Williamson	7	1	1	.833	4	1	1	.750	2	4-0-1	3-1	0-0
1952	Ivy Williamson	6	3	1	.650	4	1	1	.750	1	3-1-1	3-1	0-1
1953	Ivy Williamson	6	2	1	.722	4	1	1	.750	3	4-1	2-1-1	0-0
1954	Ivy Williamson	7	2	0	.778	5	2	0	.714	2	5-0	2-2	0-0
1955	Ivy Williamson	4	5	0	.444	3	4	0	.429	6	2-3	2-2	0-0
1956	Milt Bruhn	1	5	3	.277	0	4	3	.214	9	1-2-2	0-3-1	0-0
1957	Milt Bruhn	6	3	0	.667	4	3	0	.571	T4	3-2	3-1	0-0
1958	Milt Bruhn	7	1	1	.833	5	1	1	.786	2	4-1	3-0-1	0-0
1959	Milt Bruhn	7	3	0	.700	5	2	0	.714	1	4-1	3-1	0-1
1960	Milt Bruhn	4	5	0	.444	2	5	0	.286	9	3-2	1-3	0-0
1961	Milt Bruhn	6	3	0	.667	4	3	0	.571	5	3-2	3-1	0-0
1962	Milt Bruhn	8	2	0	.800	6	1	0	.857	1	6-0	2-1	0-1
1963	Milt Bruhn	5	4	0	.555	3	4	0	.429	5	3-2	2-2	0-0
1964	Milt Bruhn	3	6	0	.333	2	5	0	.286	T7	3-2	0-4	0-0
1965	Milt Bruhn	2	7	1	.250	2	5	0	.286	T7	1-3-1	1-4	0-0
1966	Milt Bruhn	3	6	1	.350	2	4	1	.357	7	2-3-1	1-3	0-0
1967	John Coatta	0	9	1	.050	0	6	1	.071	T9	0-4-1	0-5	0-0
1968	John Coatta	0	10	0	.000	0	7	0	.000	10	0-6	0-4	0-0
1969	John Coatta	3	7	0	.300	3	4	0	.429	T5	3-3	0-4	0-0
1970	John Jardine	4	5	1	.450	3	4	0	.429	T5	2-3-1	2-2	0-0
1971	John Jardine	4	6	1	.409	3	5	0	.375	T6	4-2	0-4-1	0-0
1972	John Jardine	4	7	0	.363	2	6	0	.250	9	4-2	0-5	0-0
1973	John Jardine	4	7	0	.363	3	5	0	.375	8	4-3	0-4	0-0
1974	John Jardine	7	4	0	.636	5	3	0	.625	4	3-2	4-2	0-0
1975	John Jardine	4	6	1	.409	3	4	1	.438	6	3-2-1	1-4	0-0
1976	John Jardine	5	6	0	.454	3	5	0	.375	T7	4-2	1-4	0-0
1977	John Jardine	5	6	0	.454	3	6	0	.333	8	3-3	2-3	0-0
1978	Dave McClain	5	4	2	.545	3	4	2	.444	6	4-2-1	1-2-1	0-0
1979	Dave McClain	4	7	0	.363	3	5	0	.375	T7	3-3	1-4	0-0
1980	Dave McClain	4	7	0	.363	3	5	0	.375	T6	2-4	2-3	0-0
1981	Dave McClain	7	5	0	.583	6	3	0	.667	T3	5-2	2-2	0-1
1982	Dave McClain	7	5	0	.583	5	4	0	.556	4	4-3	2-2	1-0
1983	Dave McClain	7	4	0	.636	5	4	0	.556	4	4-3	3-1	0-0
1984	Dave McClain	7	4	1	.625	5	3	1	.611	4	4-1	3-2-1	0-1
1985	Dave McClain	5	6	0	.454	2	6	0	.250	8	3-3	2-3	0-0
1986	Jim Hilles	3	9	0	.250	2	6	0	.250	T8	2-4	1-5	0-0
1987	Don Morton	3	8	0	.272	1	7	0	.125	10	3-4	0-4	0-0
1988	Don Morton	1	10	0	.091	1	7	0	.125	T9	1-5	0-5	0-0
1989	Don Morton	2	9	0	.182	1	7	0	.125	9	2-4	0-5	0-0
1990	Barry Alvarez	1	10	0	.091	0	8	0	.000	10	1-6	0-4	0-0
1991	Barry Alvarez	5	6	0	.454	2	6	0	.250	T8	4-3	1-3	0-0
1992	Barry Alvarez	5	6	0	.454	3	5	0	.375	T6	5-1	0-5	0-0
1993	Barry Alvarez	10	1	1	.875	6	1	1	.813	T1	4-0-1	4-1	2-0
1994	Barry Alvarez	8	3	1	.708	5	2	1	.688	3	4-1-1	3-2	1-0
1995	Barry Alvarez	4	5	2	.455	3	4	1	.438	T7	2-3-1	2-2-1	0-0
	Totals	490	409	53	.543	256	309	40	.456				

All-Time Scores

1889 (0-2)

Coach Alvin Kletsch

N 23 .. *Calumet Club[1] ... L ... 0-27
D 14 .. Beloit L 0-4

1893 (4-2)

Coach Parke Davis

O 14 .. *Chicago AA[7] L 0-22
O 21 .. *Lake Forest W ... 24-0
O 28 .. *Beloit W ... 18-0
N 4 .. Michigan W ... 34-18
N 11 .. Minnesota L 0-40
N 16 .. *Purdue W ... 36-30

1897 (9-1)

Coach Phil King

O 2 *Lake Forest W ... 30-0
O 6 *Madison HS[&] W 8-0
O 9 *Rush Medical W ... 28-0
O 16 .. *UW-Platteville W ... 20-0
O 23 .. *Madison HS W ... 29-0
O 30 .. Minnesota W ... 39-0
N 6 *Beloit W ... 11-0
N 13 .. Chicago W ... 25-8
N 20 .. *UW Alumni L 0-6
N 25 .. Northwestern W ... 22-0
(& — called at half because of rain)

1901 (9-0)

Coach Phil King

S 28 .. *Milw. Medical W ... 26-0
O 5 *Hyde Park HS W ... 62-0
O 12 .. *Beloit[15] W ... 40-0
O 19 .. *Knox W ... 23-5
O 26 .. *Kansas W ... 50-0
N 2 *Nebraska[16] W ... 18-0
N 9 *Iowa State W ... 45-0
N 16 .. Minnesota W ... 18-0
N 28 .. Chicago W ... 35-0

1890 (1-3)

Coach Ted Mestre

N 1 *UW-Whitewater ... W ... 106-0
N 15 .. Minnesota L 0-63
N 22 .. *Lake Forest L 6-16
N 26 .. *Northwestern[2] ... L ... 10-22

1894 (5-2)

Coach H.O. Stickney

O 6 *Chicago AA W ... 22-4
O 15 .. Purdue[forfeit] L 0-2
O 20 .. Chicago W ... 30-0
O 27 .. Chicago AA L 4-16
O 29 .. *Iowa W ... 44-0
N 3 Beloit W ... 46-0
N 17 .. *Minnesota W 6-0

1898 (9-1)

Coach Phil King

O 1 *Ripon W ... 52-0
O 5 *Madison HS W ... 21-0
O 8 *Dixon W ... 76-0
O 15 .. *Rush Medical W ... 42-0
O 22 .. *Beloit[10] W ... 17-0
O 29 .. *Minnesota W ... 29-0
N 5 *UW Alumni W ... 12-11
N 12 .. Chicago L 0-6
N 19 .. *UW-Whitewater ... W ... 22-0
N 24 .. Northwestern W ... 27-0

1902 (6-3)

Coach Phil King

S 27 .. *Lawrence W ... 11-0
O 4 *Hyde Park (Ill.) HS W ... 24-5
O 11 .. *Lawrence W ... 52-0
O 18 .. *Beloit[17] W ... 52-6
O 25 .. *Kansas W ... 38-0
N 1 Michigan[18] L 0-6
N 8 *Northwestern W ... 51-0
N 15 .. Minnesota L 0-11
N 27 .. Chicago L 0-11

1891 (3-1-1)

Coach Herb Alward

O 17 .. Beloit W ... 40-4
O 24 .. Minnesota L ... 12-26
O 31 .. *Northwestern[3] ... T 0-0
N 14 .. *Lake Forest W 6-4
N 29 .. *Northwestern[4] ... W ... 40-0

1895 (5-2-1)

Coach H.O. Stickney

S 21 .. *Northwestern[8] ... W ... 12-6
S 30 .. *Iowa State W ... 28-6
O 5 *Armour W ... 32-4
O 12 .. *Lake Forest W ... 26-5
O 19 .. *Grinnell W ... 14-4
O 26 .. *Illinois T ... 10-10
N 2 Chicago L ... 12-22
N 16 .. Minnesota L ... 10-14

1899 (9-2)

Coach Phil King

S 30 .. *Lake Forest W ... 45-0
O 6 *Beloit[11] W ... 36-0
O 14 .. *Northwestern W ... 38-0
O 21 .. Yale L 0-6
O 28 .. *Rush Medical W ... 17-0
N 4 *UW Alumni W ... 17-5
N 11 .. *Illinois[12] W ... 23-0
N 18 .. Minnesota W ... 19-0
N 25 .. *Lawrence W ... 58-0
N 30 .. Michigan[13] W ... 17-5
D 9 *Chicago L 0-17

1903 (6-3-1)

Coach Art Curtis

O 3 *North Central W ... 28-0
O 10 .. *Lawrence W ... 40-7
O 17 .. *Beloit W ... 87-0
O 21 .. *Osteopaths W ... 32-0
O 24 .. *Knox W ... 54-6
O 31 .. *Chicago L ... 6-15
N 7 *UW-Oshkosh W ... 52-0
N 14 .. Michigan L ... 0-16
N 21 .. Northwestern T 6-6
N 26 .. Minnesota L ... 0-17

1892 (4-3)

Coach Frank Crawford

O 1 *Beloit W ... 32-4
O 15 .. *Michigan L ... 6-10
O 19 .. Purdue L ... 4-32
O 22 .. *Lake Forest[5] W ... 10-6
O 29 .. *Minnesota L ... 4-32
N 19 .. Northwestern W ... 26-6
N 24 .. *Northwestern[6] ... W ... 20-6

1896 (7-1-1)

Coach Phil King

O 10 .. *Lake Forest W ... 34-0
O 14 .. *Madison HS W ... 18-0
O 17 .. *Rush Medical W ... 50-0
O 24 .. *Grinnell W ... 54-6
O 31 .. Beloit W ... 6-0
N 7 *Chicago W ... 24-0
N 21 .. *Minnesota W ... 6-0
N 26 .. Northwestern T ... 6-6
D 19 .. Carlisle Indians[9] . L ... 8-18

1900 (8-1)

Coach Phil King

S 29 .. *Ripon W ... 50-0
O 6 *Chicago P&S W 5-0
O 13 .. *Beloit[14] W ... 11-0
O 20 .. *Upper Iowa W ... 64-0
O 27 .. *Grinnell W ... 45-0
N 3 Minnesota L 5-6
N 10 .. *Notre Dame W ... 54-0
N 17 .. *Chicago W ... 39-5
N 24 .. *Illinois W ... 27-0

1904 (5-3)

Coach Art Curtis

O 1 *Fort Sheridan W ... 45-0
O 8 *Marquette W ... 33-0
O 15 .. *Notre Dame[19] ... W ... 58-0
O 22 .. *Drake W ... 82-0
O 29 .. *Michigan L ... 0-28
N 5 *Beloit W ... 36-0
N 12 .. *Minnesota L ... 0-28
N 24 .. Chicago L ... 11-18

All-Time Scores

1905 (8-2)

Coach Phil King

S 23 .. Company I[20] W ... 16-0
 S 30 .. *Northwestern W ... 49-0
 O 4 *Marquette W ... 29-0
 O 7 *Lawrence W ... 34-0
 O 14 .. *Notre Dame[21] ... W ... 21-0
 O 21 .. *Chicago L 0-4
 O 28 .. *UW Alumni W ... 17-0
 N 4 Minnesota W ... 16-12
 N 11 ... *Beloit W ... 44-0
 N 18 .. Michigan L 0-12

1909 (3-1-1)

Coach Tom Barry

O 9 *Lawrence W ... 22-0
 O 23 .. *Indiana W 6-3
 O 30 .. Northwestern W .. 21-11
 N 13 .. *Minnesota (h) L 6-34
 N 20 .. Chicago T 6-6

1913 (3-3-1)

Coach William Juneau

O 4 *Lawrence W ... 58-7
 O 11 .. *Marquette W ... 13-0
 O 18 .. Purdue T 7-7
 O 25 .. *Michigan State L 7-12
 N 1 *Minnesota(h) L 3-21
 N 8 *Ohio State W ... 12-0
 N 22 .. Chicago L 0-19

1917 (4-2-1)

Coach J.R. Richards

O 6 *Beloit W ... 34-0
 O 13 .. *Notre Dame T 0-0
 O 20 .. Illinois L 0-7
 O 27 .. *Iowa W ... 20-0
 N 3 *Minnesota(h) W ... 10-7
 N 10 .. *Ohio State L 3-16
 N 24 .. Chicago W ... 18-0

1906 (5-0)

Coach Dr. C.P. Hutchins

O 13 .. *Lawrence W 5-0
 O 20 .. *North Dakota W ... 10-0
 N 3 *Iowa W ... 18-4
 N 10 .. Illinois W ... 16-6
 N 17 .. *Purdue W ... 29-5

1910 (1-2-2)

Coach Tom Barry

O 8 *Lawrence T 6-6
 O 22 .. Indiana[22] L 3-12
 O 29 .. *Northwestern T 0-0
 N 12 .. Minnesota L 0-28
 N 19 .. *Chicago(h) W ... 10-0

1914 (4-2-1)

Coach William Juneau

O 3 *Lawrence W ... 21-0
 O 10 .. *Marquette W ... 48-0
 O 17 .. *Purdue W ... 14-7
 O 24 .. Ohio State W 7-6
 O 31 .. *Chicago(h) T 0-0
 N 14 .. Minnesota L 3-14
 N 21 .. *Illinois L 9-24

1918 (3-3)

Coach Guy Lowman

O 26 .. *Camp Grant L 0-7
 N 2 *Beloit W ... 21-0
 N 9 *Illinois(h) L 0-22
 N 16 .. Minnesota L 0-6
 N 23 .. Ohio State W ... 14-3
 N 28 .. *Michigan State W 7-6

1907 (3-1-1)

Coach Dr. C.P. Hutchins

O 26 .. *Illinois L 4-15
 N 2 Iowa W 6-5
 N 9 *Indiana W ... 11-8
 N 16 .. Purdue W ... 12-6
 N 23 .. *Minnesota T ... 17-17

1911 (5-1-1)

Coach J.R. Richards

O 7 *Lawrence W ... 15-0
 O 14 .. *Ripon W ... 24-0
 O 21 .. *Colorado College W ... 26-0
 O 28 .. *Northwestern W ... 28-3
 N 4 *Iowa W ... 12-0
 N 18 .. *Minnesota(h) T 6-6
 N 25 .. Chicago L 0-5

1915 (4-3)

Coach William Juneau

O 2 *Lawrence W ... 82-0
 O 8 *Marquette W ... 85-0
 O 16 .. Purdue W ... 28-3
 O 23 .. *Ohio State W ... 21-0
 O 30 .. Chicago L .. 13-14
 N 13 .. Illinois L 3-17
 N 20 .. *Minnesota(h) L 3-20

1919 (5-2)

Coach J.R. Richards

O 4 *Ripon W ... 37-0
 O 11 .. *Marquette W ... 13-0
 O 18 .. Northwestern W ... 10-6
 O 25 .. Illinois W ... 14-10
 N 1 *Minnesota(h) L 7-19
 N 15 .. *Ohio State L 0-3
 N 22 .. Chicago W ... 10-3

1908 (5-1)

Coach Tom Barry

O 10 .. *Lawrence W ... 35-0
 O 17 .. Indiana W ... 16-0
 O 24 .. *UW Freshmen W ... 24-15
 O 31 .. *Marquette W 9-6
 N 7 Minnesota W 5-0
 N 21 .. *Chicago(h) L ... 12-18

1912 (7-0)

Coach William Juneau

O 5 *Lawrence W ... 13-0
 O 12 .. *Northwestern W ... 56-0
 O 19 .. *Purdue W ... 41-0
 N 2 *Chicago(h) W ... 30-12
 N 9 *Arkansas W ... 64-7
 N 16 .. Minnesota W ... 14-0
 N 23 .. Iowa W ... 28-10

1916 (4-2-1)

Coach Paul Withington

O 7 *Lawrence W ... 20-0
 O 14 .. *So. Dakota State W ... 28-3
 O 21 .. *Haskell Indians W ... 13-0
 O 28 .. *Chicago(h) W ... 30-7
 N 4 Ohio State L .. 13-14
 N 18 .. Minnesota L 0-54
 N 25 .. *Illinois T 0-0

1920 (6-1)

Coach J.R. Richards

O 2 *Lawrence W ... 60-0
 O 9 *Michigan State W ... 27-0
 O 16 .. *Northwestern W ... 27-7
 O 23 .. Ohio State L 7-13
 N 6 Minnesota W 3-0
 N 13 .. *Illinois(h) W ... 14-9
 N 20 .. Chicago W 3-0

All-Time Scores

1921 (5-1-1)

Coach J.R. Richards

O 1 *Lawrence W ... 28-0
 O 8 *So. Dakota State . W ... 24-3
 O 15 .. Northwestern W ... 27-0
 O 22 .. Illinois W ... 20-0
 O 29 .. *Minnesota(h) W ... 35-0
 N 12 .. *Michigan T 7-7
 N 19 .. Chicago L 0-3

1925 (6-1-1)

Coach George Little

O 3 *Iowa State W ... 30-0
 O 10 .. *Franklin W ... 35-0
 O 17 .. *Michigan(h) L 0-21
 O 24 .. *Purdue W 7-0
 O 31 .. Minnesota T ... 12-12
 N 7 Iowa W 6-0
 N 14 .. *Michigan State W ... 21-10
 N 21 .. Chicago W ... 20-7

1929 (4-5)

Coach Glenn Thistlethwaite

S 28 .. *Ripon W ... 22-0
 S 28 .. *So. Dakota State . W ... 21-0
 O 5 *Colgate W ... 13-6
 O 12 .. *Northwestern L 0-7
 O 19 .. Notre Dame[23] L 0-19
 O 26 .. *Iowa L 0-14
 N 2 *Purdue(h) L 0-13
 N 9 Chicago W ... 20-6
 N 23 .. Minnesota L ... 12-13

1933 (2-5-1)

Coach Clarence Spears

O 7 *Marquette W ... 19-0
 O 14 .. Illinois L 0-21
 O 21 .. Iowa L 7-26
 O 28 .. *Purdue(h) L 0-14
 N 4 Chicago T 0-0
 N 11 ... *West Virginia W ... 25-6
 N 18 .. *Ohio State L 0-6
 N 25 .. Minnesota L 3-6

1922 (4-2-1)

Coach J.R. Richards

O 7 *Carleton W 41-0
 O 14 .. *So. Dakota State . W ... 20-6
 O 21 .. *Indiana W ... 20-0
 N 4 Minnesota W ... 14-0
 N 11 ... *Illinois(h) L 0-3
 N 18 .. Michigan L 6-13
 N 25 .. Chicago T 0-0

1926 (5-2-1)

Coach George Little

O 2 *Cornell W ... 38-0
 O 9 *Kansas W ... 13-0
 O 16 .. Purdue T 0-0
 O 23 .. *Indiana W ... 27-2
 O 30 .. *Minnesota L ... 10-16
 N 6 Michigan L 0-37
 N 13 .. *Iowa(h) W ... 20-10
 N 20 .. Chicago W ... 14-7

1930 (6-2-1)

Coach Glenn Thistlethwaite

O 4 *Lawrence W ... 53-6
 O 4 *Carleton W ... 28-0
 O 11 .. *Chicago W ... 34-0
 O 18 .. *Pennsylvania(h) ... W ... 27-0
 O 25 .. Purdue L 6-7
 N 1 Ohio State T 0-0
 N 8 *So. Dakota State . W ... 58-7
 N 15 .. Northwestern L 7-20
 N 22 .. *Minnesota W ... 14-0

1934 (4-4)

Coach Clarence Spears

O 6 *Marquette W 3-0
 O 13 .. *So. Dakota State . W ... 28-7
 O 20 .. Purdue L 0-14
 O 27 .. Notre Dame L 0-19
 N 3 Northwestern L 0-7
 N 10 .. Michigan W ... 10-0
 N 17 .. *Illinois(h) W 7-3
 N 24 .. *Minnesota L 0-34

1923 (3-3-1)

Coach Jack Ryan

O 6 *Coe W 7-3
 O 13 .. *Michigan State W ... 21-0
 O 20 .. Indiana W ... 52-0
 O 27 .. *Minnesota(h) T 0-0
 N 10 .. Illinois L 0-10
 N 17 .. *Michigan L 3-6
 N 24 .. Chicago L 6-13

1927 (4-4)

Coach Glenn Thistlethwaite

O 1 *Cornell W ... 31-6
 O 8 Kansas W ... 26-6
 O 15 .. *Michigan L 0-14
 O 22 .. *Purdue W ... 12-6
 O 29 .. Minnesota L ... 7-13
 N 5 *Grinnell W ... 20-2
 N 12 .. *Iowa(h) L 0-16
 N 19 .. Chicago L 0-6

1931 (5-4-1)

Coach Glenn Thistlethwaite

O 3 *Bradley W ... 33-6
 O 3 *No. Dakota State . W ... 12-7
 O 10 .. *Auburn T 7-7
 O 17 .. *Purdue W ... 21-14
 O 24 .. Pennsylvania L ... 13-27
 O 31 .. Minnesota L 0-14
 N 7 Illinois W 7-6
 N 14 .. *Ohio State(h) L 0-6
 N 21 .. Chicago W ... 12-7
 N 28 .. Michigan L 0-16

1935 (1-7)

Coach Clarence Spears

S 28 .. *So. Dakota State . L 6-13
 O 5 *Marquette L 0-33
 O 12 .. Notre Dame L 0-27
 O 19 .. Michigan L ... 12-20
 O 26 .. Chicago L 7-13
 N 9 *Purdue(h) W 8-0
 N 16 .. Northwestern L ... 13-32
 N 23 .. Minnesota L 7-33

1924 (2-3-3)

Coach Jack Ryan

S 27 .. *No. Dakota State . W ... 25-0
 O 4 *Iowa State W ... 17-0
 O 11 .. *Coe T 7-7
 O 18 .. *Minnesota T 7-7
 O 25 .. Michigan L 0-21
 N 8 *Notre Dame L 3-38
 N 15 .. *Iowa(h) L 7-21
 N 22 .. Chicago T 0-0

1928 (7-1-1)

Coach Glenn Thistlethwaite

O 6 *Notre Dame W ... 22-6
 O 13 .. *Cornell W ... 49-0
 O 13 .. *No. Dakota State . W ... 13-7
 O 20 .. Purdue T ... 19-19
 O 27 .. Michigan W 7-0
 N 3 *Alabama W ... 15-0
 N 10 .. *Chicago(h) W ... 25-0
 N 17 .. Iowa W ... 13-0
 N 24 .. *Minnesota L 0-6

1932 (6-1-1)

Coach Clarence Spears

O 1 *Marquette W 7-2
 O 8 *Iowa W ... 34-0
 O 15 .. Purdue L 6-7
 O 22 .. *Coe W ... 39-0
 O 29 .. Ohio State T 7-7
 N 5 *Illinois(h) W ... 20-12
 N 12 .. *Minnesota W ... 20-13
 N 19 .. Chicago W ... 18-7

1936 (2-6)

Coach Harry Stuhldreher

S 26 .. *So. Dakota State . W ... 24-7
 O 3 *Marquette L 6-12
 O 10 .. Purdue L ... 14-35
 O 17 .. Notre Dame L 0-27
 O 31 .. *Chicago(h) L 6-7
 N 7 Northwestern L ... 18-26
 N 14 .. *Cincinnati W ... 27-6
 N 21 .. *Minnesota L 0-24

All-Time Scores

1937 (4-3-1)

Coach Harry Stuhldreher

S 25 .. *So. Dakota State . W ... 32-0
O 2 *Marquette W ... 12-0
O 9 Chicago W ... 27-0
O 16 .. *Iowa(h) W ... 13-6
O 23 .. Pittsburgh L ... 0-21
O 30 .. *Northwestern L ... 6-14
N 13 .. *Purdue T 7-7
N 20 .. Minnesota L ... 6-13

1941 (3-5)

Coach Harry Stuhldreher

O 4 *Marquette L ... 7-28
O 11 .. Northwestern L .. 14-41
O 18 .. *Iowa W ... 23-0
O 25 .. *Indiana(h) W .. 27-25
N 1 *Syracuse L .. 20-27
N 8 Ohio State L .. 34-46
N 15 .. *Purdue W ... 13-0
N 22 .. Minnesota L ... 6-41

1945 (3-4-2)

Coach Harry Stuhldreher

S 22 .. Great Lakes T 0-0
S 29 .. *Marquette W .. 40-13
O 6 *Purdue L ... 7-13
O 13 .. Ohio State L ... 0-12
O 20 .. *Illinois T 7-7
N 3 Iowa W ... 27-7
N 10 .. *Northwestern(h) ... L .. 14-28
N 17 .. Navy[26] L ... 7-36
N 24 .. Minnesota W .. 26-12

1949 (5-3-1)

Coach Ivy Williamson

S 24 .. *Marquette W ... 41-0
O 1 Illinois T .. 13-13
O 8 *California L .. 20-35
O 15 .. *Navy W .. 48-13
O 22 .. *Ohio State L ... 0-21
O 29 .. Indiana W .. 30-14
N 5 Northwestern W ... 14-6
N 12 .. *Iowa(h) W .. 35-13
N 19 .. Minnesota L ... 6-14

1938 (5-3)

Coach Harry Stuhldreher

O 1 *Marquette W ... 27-0
O 8 Iowa W .. 31-13
O 15 .. *Pittsburgh L ... 6-26
O 22 .. Purdue L ... 7-13
O 29 .. *Indiana(h) W 6-0
N 5 Northwestern W .. 20-13
N 12 .. UCLA W ... 14-7
N 19 .. *Minnesota L ... 0-21

1942 (8-1-1)

Coach Harry Stuhldreher

S 19 .. *Camp Grant W 7-0
S 26 .. *Notre Dame T 7-7
O 3 *Marquette W ... 35-7
O 10 .. *Missouri W ... 17-9
O 17 .. Great Lakes[24] ... W ... 13-7
O 24 .. Purdue W ... 13-0
O 31 .. *Ohio State(h) W ... 17-7
N 7 Iowa L ... 0-6
N 14 .. Northwestern W .. 20-19
N 21 .. *Minnesota W ... 20-6

1946 (4-5)

Coach Harry Stuhldreher

S 21 .. *Marquette W ... 34-0
S 28 .. California W ... 28-7
O 5 Northwestern L ... 0-28
O 12 .. *Ohio State W ... 20-7
O 19 .. Illinois L .. 21-27
N 2 Purdue W .. 24-20
N 9 *Iowa(h) L ... 7-21
N 16 .. Michigan L ... 6-28
N 23 .. *Minnesota L 0-6

1950 (6-3)

Coach Ivy Williamson

S 30 .. *Marquette W ... 28-6
O 7 Illinois W ... 7-6
O 14 .. Iowa W ... 14-0
O 21 .. Michigan L ... 13-26
O 28 .. *Northwestern W .. 14-13
N 4 *Purdue(h) W ... 33-7
N 11 ... Ohio State L .. 14-19
N 18 .. Pennsylvania L ... 0-20
N 25 .. *Minnesota W ... 14-0

1939 (1-6-1)

Coach Harry Stuhldreher

S 30 .. *Marquette W .. 14-13
O 7 *Texas L ... 7-17
O 14 .. *Indiana L ... 0-14
O 21 .. Northwestern L ... 7-13
O 28 .. *Iowa L ... 13-19
N 4 Illinois L ... 0-7
N 18 .. *Purdue(h) T 7-7
N 25 .. Minnesota L ... 6-23

1943 (1-9)

Coach Harry Stuhldreher

S 18 .. *Marquette L ... 7-33
S 25 .. Camp Grant[25] ... L ... 7-10
O 2 Iowa W ... 7-5
O 9 *Illinois L ... 7-25
O 16 .. *Notre Dame L ... 0-50
O 23 .. Indiana L ... 0-34
O 30 .. *Purdue L ... 0-32
N 6 *Northwestern(h) ... L ... 0-41
N 13 .. Michigan L ... 0-27
N 20 .. Minnesota L ... 13-25

1947 (5-3-1)

Coach Harry Stuhldreher

S 27 .. *Purdue W .. 32-14
O 4 Indiana T 7-7
O 11 .. *California L ... 7-48
O 18 .. Yale W 9-0
O 25 .. *Marquette W .. 35-12
N 1 Northwestern W ... 29-0
N 8 *Iowa(h) W .. 46-14
N 15 .. *Michigan L ... 6-40
N 22 .. Minnesota L ... 0-21

1951 (7-1-1)

Coach Ivy Williamson

S 29 .. *Marquette W ... 22-6
O 6 Illinois L .. 10-14
O 13 .. *Ohio State T 6-6
O 20 .. Purdue W ... 31-7
O 27 .. Northwestern W ... 41-0
N 3 *Indiana(h) W ... 6-0
N 10 .. Pennsylvania W ... 16-7
N 17 .. *Iowa W ... 34-7
N 24 .. Minnesota W ... 30-6

1940 (4-4)

Coach Harry Stuhldreher

O 5 *Marquette W .. 33-19
O 12 .. Iowa L ... 12-30
O 19 .. *Northwestern L ... 7-27
O 26 .. Purdue W .. 14-13
N 2 *Illinois(h) W ... 13-6
N 9 Columbia L ... 6-7
N 16 .. *Indiana W .. 27-10
N 23 .. *Minnesota L .. 13-22

1944 (3-6)

Coach Harry Stuhldreher

S 30 .. Northwestern W 7-6
O 7 *Marquette W ... 21-2
O 14 .. *Ohio State(h) L ... 7-20
O 21 .. Notre Dame L .. 13-28
O 28 .. *Great Lakes L ... 12-40
N 4 Purdue L ... 0-35
N 11 ... *Iowa W ... 26-7
N 18 .. Michigan L ... 0-14
N 25 .. *Minnesota L ... 26-28

1948 (2-7)

Coach Harry Stuhldreher

S 25 .. *Indiana L ... 7-35
O 2 *Illinois W ... 20-16
O 9 California L ... 14-40
O 16 .. *Yale L ... 7-17
O 23 .. Ohio State L ... 32-34
O 30 .. Iowa L ... 13-19
N 6 *Northwestern(h) ... L ... 7-16
N 13 .. *Marquette W ... 26-0
N 20 .. Minnesota L ... 0-16

1952 (6-3-1)

Coach Ivy Williamson

S 27 .. *Marquette W .. 42-19
O 4 *Illinois W ... 20-6
O 11 .. Ohio State L ... 14-23
O 18 .. Iowa W .. 42-13
O 25 .. *UCLA L ... 7-20
N 1 Rice W ... 21-7
N 8 *Northwestern(h) ... W .. 24-20
N 15 .. Indiana W .. 37-14
N 22 .. *Minnesota T .. 21-21
J 1 USC[27] L 0-7

All-Time Scores

1953 (6-2-1)

Coach Ivy Williamson

S 26 .. *Penn State W ... 20-0
 O 3 *Marquette W .. 13-11
 O 9 UCLA L 0-13
 O 17 .. Purdue W .. 28-19
 O 24 .. *Ohio State L .. 19-20
 O 31 .. *Iowa(h) W ... 10-6
 N 7 Northwestern W .. 34-13
 N 14 .. *Illinois W ... 34-7
 N 21 .. Minnesota T ... 21-21

1957 (6-3)

Coach Milt Bruhn

S 28 .. *Marquette W ... 60-6
 O 5 *West Virginia W .. 45-13
 O 12 .. Purdue W .. 23-14
 O 19 .. Iowa L 7-21
 O 26 .. *Ohio State L .. 13-16
 N 2 *Michigan State L 7-21
 N 9 Northwestern W .. 41-12
 N 16 .. *Illinois(h) W .. 24-13
 N 23 .. Minnesota W ... 14-6

1961 (6-3)

Coach Milt Bruhn

S 23 .. *Utah W 7-0
 S 30 .. *Michigan State L 0-20
 O 7 Indiana W 6-3
 O 14 .. *Oregon State W .. 23-20
 O 21 .. Iowa L .. 15-47
 O 28 .. *Ohio State(h) L .. 21-30
 N 11 .. Northwestern W .. 29-10
 N 18 .. *Illinois W ... 55-7
 N 25 .. Minnesota W .. 23-21

1965 (2-7-1)

Coach Milt Bruhn

S 18 .. *Colorado T 0-0
 S 25 .. *USC L 6-26
 O 2 *Iowa W .. 16-13
 O 9 Nebraska L 0-37
 O 16 .. Northwestern W ... 21-7
 O 23 .. *Ohio State(h) L .. 10-20
 O 30 .. Michigan L .. 14-50
 N 6 Purdue L 7-45
 N 13 .. *Illinois L 0-51
 N 20 .. Minnesota L 7-42

1954 (7-2)

Coach Ivy Williamson

S 25 .. *Marquette W .. 52-14
 O 2 Michigan State W 6-0
 O 9 *Rice W ... 13-7
 O 16 .. *Purdue W ... 20-6
 O 23 .. Ohio State L .. 14-31
 O 30 .. Iowa L 7-13
 N 6 *Northwestern(h) ... W .. 34-13
 N 13 .. Illinois W .. 27-14
 N 20 .. *Minnesota W ... 27-0

1958 (7-1-1)

Coach Milt Bruhn

S 26 .. Miami, Fla. W ... 20-0
 O 4 *Marquette W ... 50-0
 O 11 .. *Purdue W ... 31-6
 O 18 .. *Iowa L 9-20
 O 25 .. Ohio State T 7-7
 N 1 Michigan State W ... 9-7
 N 8 *Northwestern(h) ... W .. 17-13
 N 15 .. Illinois W .. 31-12
 N 22 .. *Minnesota W .. 27-12

1962 (8-2)

Coach Milt Bruhn

S 29 .. *New Mexico St. W .. 69-13
 O 6 *Indiana W ... 30-6
 O 13 .. *Notre Dame W ... 17-8
 O 20 .. *Iowa W .. 42-14
 O 27 .. Ohio State L 7-14
 N 3 Michigan W .. 34-12
 N 10 .. *Northwestern(h) ... W ... 37-6
 N 17 .. Illinois W ... 35-6
 N 24 .. *Minnesota W ... 14-9
 J 1 USC[29] L ... 37-42

1966 (3-6-1)

Coach Milt Bruhn

S 14 .. *Iowa State W .. 20-10
 S 24 .. USC L 3-38
 O 1 Iowa W ... 7-0
 O 8 *Nebraska L 3-31
 O 15 .. *Northwestern T 3-3
 O 22 .. Ohio State L .. 13-24
 O 29 .. *Michigan L .. 17-28
 N 5 *Purdue(h) L 0-23
 N 12 .. Illinois L .. 14-49
 N 19 .. *Minnesota W 7-6

1955 (4-5)

Coach Ivy Williamson

S 24 .. *Marquette W .. 28-14
 O 1 *Iowa W .. 37-14
 O 8 Purdue W 9-0
 O 14 .. USC L .. 21-33
 O 22 .. *Ohio State L .. 16-26
 O 29 .. *Michigan State(h) ... L 0-27
 N 5 Northwestern W .. 41-14
 N 12 .. *Illinois L .. 14-17
 N 19 .. Minnesota L 6-21

1959 (7-3)

Coach Milt Bruhn

S 26 .. *Stanford W .. 16-14
 O 3 *Marquette W ... 44-6
 O 10 .. Purdue L 0-21
 O 17 .. *Iowa W .. 25-16
 O 24 .. *Ohio State W ... 12-3
 O 31 .. Michigan W .. 19-10
 N 7 Northwestern W .. 24-19
 N 14 .. *Illinois(h) L 6-9
 N 21 .. Minnesota W 11-7
 J 1 Washington[28] L 8-44

1963 (5-4)

Coach Milt Bruhn

S 21 .. *Western Michigan ... W ... 41-0
 S 28 .. Notre Dame W ... 14-9
 O 12 .. *Purdue W .. 38-20
 O 19 .. Iowa W ... 10-7
 O 26 .. *Ohio State L .. 10-13
 N 2 Michigan State L .. 13-30
 N 9 *Northwestern(h) ... W .. 17-14
 N 16 .. *Illinois L 7-17
 N 28 .. Minnesota L 0-14

1967 (0-9-1)

Coach John Coatta

S 23 .. Washington L 0-17
 S 30 .. *Arizona State L .. 16-42
 O 7 Michigan State L 7-35
 O 14 .. *Pittsburgh L ... 11-13
 O 21 .. *Iowa T ... 21-21
 O 28 .. *Northwestern(h) ... L .. 13-17
 N 4 Indiana L 9-14
 N 11 ... Ohio State L .. 15-17
 N 18 .. *Michigan L .. 14-27
 N 25 .. Minnesota L ... 14-21

1956 (1-5-3)

Coach Milt Bruhn

S 29 .. *Marquette W ... 41-0
 O 6 *USC L 6-13
 O 13 .. Iowa L 7-13
 O 20 .. *Purdue T 6-6
 O 27 .. Ohio State L 0-21
 N 3 Michigan State L ... 0-33
 N 10 .. *Northwestern(h) ... L ... 7-17
 N 17 .. Illinois T ... 13-13
 N 24 .. *Minnesota T ... 13-13

1960 (4-5)

Coach Milt Bruhn

S 24 .. Stanford W ... 24-7
 O 1 *Marquette W ... 35-6
 O 8 *Purdue W .. 24-13
 O 15 .. Iowa L ... 21-28
 O 22 .. Ohio State L ... 7-34
 O 29 .. *Michigan W .. 16-13
 N 5 *Northwestern(h) ... L ... 0-21
 N 12 .. Illinois L .. 14-35
 N 19 .. *Minnesota L ... 7-26

1964 (3-6)

Coach Milt Bruhn

S 19 .. *Kansas State W ... 17-7
 S 26 .. *Notre Dame L 7-31
 O 10 .. Purdue L 7-28
 O 17 .. *Iowa W .. 31-21
 O 24 .. Ohio State L 3-28
 O 31 .. *Michigan State(h) ... L 6-22
 N 7 Northwestern L .. 13-17
 N 14 .. Illinois L 0-29
 N 21 .. *Minnesota W ... 14-7

1968 (0-10)

Coach John Coatta

S 21 .. Arizona State L 7-55
 S 28 .. *Washington L ... 17-21
 O 5 *Michigan State L ... 0-39
 O 12 .. *Utah State L ... 0-20
 O 19 .. Iowa L 0-41
 O 26 .. Northwestern L ... 10-13
 N 2 *Indiana(h) L ... 20-21
 N 9 *Ohio State L ... 8-43
 N 16 .. Michigan L ... 9-34
 N 23 .. *Minnesota L ... 15-23

All-Time Scores

1969 (3-7)

Coach John Coatta

S 20 .. *Oklahoma	L .. 21-48
S 27 .. *UCLA	L .. 23-34
O 4 *Syracuse	L 7-43
O 11 ... *Iowa	W . 23-17
O 18 .. Northwestern	L 7-27
O 25 .. *Indiana(h)	W . 36-34
N 1 Michigan	L 7-35
N 8 Ohio State	L 7-62
N 15 ... *Illinois	W . 55-14
N 22 .. Minnesota	L .. 10-35

1970 (4-5-1)

Coach John Jardine

S 19 .. Oklahoma	L 7-21
S 26 .. *TCU	T .. 14-14
O 3 *Penn State	W . 29-16
O 10 .. Iowa	L .. 14-24
O 17 ... *Northwestern	L .. 14-24
O 24 ... Indiana	W . 30-12
O 31 ... *Michigan(h)	L .. 15-29
N 7 *Ohio State	L 7-24
N 14 ... Illinois	W . 29-17
N 21 ... *Minnesota	W . 39-14

1971 (4-6-1)

Coach John Jardine

S 11 ... *Northern Illinois	W ... 31-0
S 18 ... Syracuse	T ... 20-20
S 25 ... *LSU	L .. 28-38
O 2 Northwestern	L .. 11-24
O 9 *Indiana	W . 35-29
O 16 ... *Michigan State	W . 31-28
O 23 ... Ohio State	L .. 6-31
O 30 ... Iowa	L .. 16-20
N 6 *Purdue(h)	W . 14-10
N 13 ... *Illinois	L .. 27-35
N 20 .. Minnesota	L .. 21-23

1972 (4-7)

Coach John Jardine

S 16 ... *Northern Illinois	W ... 31-7
S 23 ... *Syracuse	W ... 31-7
S 30 ... LSU	L 7-27
O 7 *Northwestern	W . 21-14
O 14 ... *Indiana	L 7-33
O 21 ... Michigan State	L 0-31
O 28 ... *Ohio State	L .. 20-28
N 4 *Iowa(h)	W . 16-14
N 11 ... Purdue	L 6-27
N 18 ... Illinois	L 7-27
N 25 ... *Minnesota	L 6-14

1973 (4-7)

Coach John Jardine

S 15 ... *Purdue	L .. 13-14
S 22 ... *Colorado	L .. 25-28
S 29 ... Nebraska	L .. 16-20
O 6 *Wyoming	W . 37-28
O 13 ... *Ohio State	L 0-24
O 20 ... Michigan	L 6-35
O 27 ... *Indiana(h)	W ... 31-7
N 3 Michigan State	L 0-21
N 10 ... *Iowa	W ... 35-7
N 17 ... *Northwestern	W . 36-34
N 24 ... Minnesota	L .. 17-19

1974 (7-4)

Coach John Jardine

S 14 ... Purdue	W . 28-14
S 21 ... *Nebraska	W . 21-20
S 28 ... Colorado	L .. 21-24
O 5 *Missouri	W . 59-20
O 12 ... Ohio State	L 7-52
O 19 ... *Michigan	L .. 20-24
O 26 ... Indiana	W . 35-25
N 2 *Michigan State(h)	L .. 21-28
N 9 Iowa	W . 28-15
N 16 ... Northwestern	W ... 52-7
N 23 ... *Minnesota	W . 49-14

1975 (4-6-1)

Coach John Jardine

S 13 ... *Michigan	L ... 6-23
S 20 ... *South Dakota	W ... 48-7
S 27 ... Missouri	L ... 21-28
O 4 *Kansas	L ... 7-41
O 11 ... Purdue	W . 17-14
O 18 ... Ohio State	L 0-56
O 25 ... *Northwestern(h)	W . 17-14
N 1 *Illinois	W ... 18-9
N 8 Iowa	L ... 28-45
N 15 ... *Indiana	T 9-9
N 22 ... Minnesota	L ... 3-24

1976 (5-6)

Coach John Jardine

S 11 ... Michigan	L ... 27-40
S 18 ... *North Dakota	W ... 45-9
S 25 ... *Washington State	W . 35-26
O 2 *Kansas	L .. 24-34
O 9 *Purdue	L .. 16-18
O 16 ... *Ohio State	L .. 20-30
O 23 ... Northwestern	W . 28-25
O 30 ... Illinois	L .. 25-31
N 6 *Iowa(h)	W . 38-21
N 13 ... Indiana	L .. 14-15
N 20 ... Minnesota	W . 26-17

1977 (5-6)

Coach John Jardine

S 10 ... Indiana	W . 30-14
S 17 ... *Northern Illinois	W ... 14-3
N 24 ... Oregon	W . 22-10
O 1 *Northwestern	W ... 19-7
O 8 *Illinois	W ... 26-0
O 15 ... Michigan	L 0-56
O 22 ... *Michigan State(h)	L 7-9
O 29 ... Ohio State	L 0-42
N 5 *Purdue	L 0-22
N 12 ... *Iowa	L 8-24
N 19 ... Minnesota	L 7-13

1978 (5-4-2)

Coach Dave McClain

S 16 ... *Richmond	W 7-6
S 23 ... Northwestern	W ... 28-7
S 30 ... Oregon	W . 22-19
O 7 *Indiana	W ... 34-7
O 14 ... Illinois	T ... 20-20
O 21 ... *Michigan	L ... 0-42
O 28 ... Michigan State	L ... 2-55
N 4 *Ohio State	L .. 14-49
N 11 ... *Purdue(h)	T .. 24-24
N 18 ... Iowa	L .. 24-38
N 25 ... *Minnesota	W . 48-10

1979 (4-7)

Coach Dave McClain

S 8 Purdue	L .. 20-41
S 15 ... *Air Force	W ... 38-0
S 22 ... *UCLA	L .. 12-37
S 29 ... San Diego State	L .. 17-24
O 6 *Indiana	L 0-3
O 13 ... *Michigan State	W . 38-29
O 20 ... Ohio State	L ... 0-59
O 27 ... Iowa(h)	L .. 13-24
N 3 Michigan	L ... 0-54
N 10 ... *Northwestern	W ... 28-3
N 17 ... Minnesota	W . 42-37

1980 (4-7)

Coach Dave McClain

S 13 ... *Purdue	L 6-12
S 20 ... *Brigham Young	L ... 3-28
S 27 ... UCLA	L ... 0-35
O 4 *San Diego State(h)	W . 35-12
O 11 ... Indiana	L 0-24
O 18 ... Michigan State	W ... 17-7
O 25 ... *Ohio State	L 0-21
N 1 Iowa	L .. 13-22
N 8 *Michigan	L ... 0-24
N 15 ... Northwestern	W . 39-19
N 22 ... *Minnesota	W ... 25-7

1981 (7-5)

Coach Dave McClain

S 12 ... *Michigan	W . 21-14
S 19 ... *UCLA	L .. 13-31
S 26 ... *W. Michigan(h)	W . 21-10
O 3 *Purdue	W . 20-14
O 10 ... *Ohio State	W . 24-21
O 17 ... Michigan State	L .. 14-33
O 24 ... Illinois	L .. 21-23
O 31 ... *Northwestern	W ... 52-0
N 7 Indiana	W ... 28-7
N 14 ... *Iowa	L ... 7-17
N 21 ... Minnesota	W . 26-21
D 13 ... Tennessee[30]	L .. 21-28

1982 (7-5)

Coach Dave McClain

S 11 ... Michigan	L ... 9-20
S 18 ... *UCLA	L .. 26-51
S 25 ... *Toledo(h)	W . 36-27
O 2 Purdue	W ... 35-31
O 9 Ohio State	W 6-0
O 16 ... *Michigan State	W . 24-23
O 23 ... *Illinois	L .. 28-29
O 30 ... *Northwestern	W . 54-20
N 6 *Indiana	L .. 17-20
N 13 ... Iowa	L .. 14-28
N 20 ... *Minnesota	W ... 24-0
D 11 ... Kansas State[31]	W ... 14-3

1983 (7-4)

Coach Dave McClain

S 10 ... *Northern Illinois	W ... 37-9
S 17 ... *Missouri	W . 21-20
S 24 ... *Michigan	L .. 21-38
O 1 *Northwestern	W ... 49-0
O 8 *Illinois	L .. 15-27
O 15 ... Minnesota	W . 56-17
O 22 ... *Indiana(h)	W . 45-14
O 29 ... Ohio State	L .. 27-45
N 5 *Iowa	L .. 14-34
N 12 ... Purdue	W . 42-38
N 19 ... *Michigan State	W ... 32-0

1984 (7-4-1)

Coach Dave McClain

S 8 *No. Illinois	W . 27-14
S 15 ... Missouri	W . 35-34
S 22 ... Michigan	L .. 14-20
S 29 ... *Northwestern	W . 31-16
O 6 Illinois	L ... 6-22
O 13 ... *Minnesota(h)	L .. 14-17
O 20 ... Indiana	W . 20-16
O 27 ... *Ohio State	W . 16-14
N 3 Iowa	T ... 10-10
N 10 ... *Purdue	W . 30-13
N 17 ... Michigan State	W . 20-10
D 29 ... Kentucky[32]	L .. 19-20

All-Time Scores

1985 (5-6)

Coach Dave McClain

S 14 .. *Northern Illinois W .. 38-17
 S 21 .. *UNLV W .. 26-23
 S 28 .. Wyoming W .. 41-17
 O 5 Michigan L 6-33
 O 12 .. *Iowa L .. 13-23
 O 19 .. *Northwestern L .. 14-17
 O 26 .. Illinois L .. 25-38
 N 2 *Indiana(h) W .. 31-20
 N 9 Minnesota L .. 18-27
 N 16 .. Ohio State W ... 12-7
 N 23 .. *Michigan State L 7-41

1986 (3-9)

Coach Jim Hilles

S 6 Hawaii L .. 17-20
 S 13 .. *Northern Illinois W .. 35-20
 S 20 .. UNLV L 7-17
 S 27 .. *Wyoming L .. 12-21
 O 4 Michigan L .. 17-34
 O 11 .. Iowa L 6-17
 O 18 .. Northwestern W .. 35-27
 O 25 .. *Illinois(h) W ... 15-9
 N 1 Indiana L 7-21
 N 8 *Minnesota L .. 20-27
 N 15 .. *Ohio State L .. 17-30
 N 22 .. Michigan State L .. 13-23

1987 (3-8)

Coach Don Morton

S 12 .. *Hawaii W ... 28-7
 S 19 .. *Utah L .. 28-31
 S 26 .. *Ball State W .. 30-13
 O 3 Michigan L 0-49
 O 10 .. *Iowa L .. 10-31
 O 17 .. Illinois L .. 14-16
 O 24 .. *Northwestern(h) ... L .. 24-27
 O 31 .. Purdue L .. 14-49
 N 7 *Ohio State W .. 26-24
 N 14 .. Minnesota L .. 19-22
 N 21 .. *Michigan State L 9-30

1988 (1-10)

Coach Don Morton

S 3 *Western Michigan L .. 14-24
 S 17 .. *Northern Illinois L .. 17-19
 S 24 .. Miami, Fla. L 3-23
 O 1 *Michigan L .. 14-62
 O 8 Iowa L 6-31
 O 15 .. *Illinois L 6-34
 O 22 .. Northwestern L .. 14-35
 O 29 .. *Purdue(h) L 6-9
 N 5 Ohio State L .. 12-34
 N 12 .. *Minnesota W ... 14-7
 N 19 .. Michigan State L 0-36

1989 (2-9)

Coach Don Morton

S 9 *Miami, Fla. L 3-51
 S 16 .. *Toledo W .. 23-10
 S 23 .. California L .. 14-20
 O 7 Michigan L 0-24
 O 14 .. *Iowa L .. 24-31
 O 21 .. *Northwestern(h) ... W .. 35-31
 O 28 .. Illinois L 9-32
 N 4 Minnesota L .. 22-24
 N 11 .. *Indiana L .. 17-45
 N 18 .. Ohio State L .. 22-42
 N 25 .. *Michigan State L 3-31

1990 (1-10)

Coach Barry Alvarez

S 8 *California L .. 12-28
 S 15 .. *Ball State W ... 24-7
 S 22 .. *Temple L .. 18-24
 O 6 *Michigan L 3-41
 O 13 .. Iowa L .. 10-30
 O 20 .. Northwestern L .. 34-44
 O 27 .. *Illinois(h) L 3-21
 N 3 *Minnesota L 3-21
 N 10 .. Indiana L 7-20
 N 17 .. *Ohio State L .. 10-35
 N 24 .. Michigan State L 9-14

1991 (5-6)

Coach Barry Alvarez

S 14 .. *Western Illinois W .. 31-13
 S 21 .. *Iowa State W 7-6
 S 28 .. *E. Michigan W ... 21-6
 O 5 Ohio State L .. 16-31
 O 12 .. *Iowa L 6-10
 O 19 .. Purdue L 7-28
 O 26 .. *Indiana(h) L .. 20-28
 N 2 Illinois L 6-22
 N 9 *Michigan State L 7-20
 N 16 .. Minnesota W .. 19-16
 N 23 .. *Northwestern W .. 32-14

1992 (5-6)

Coach Barry Alvarez

S 12 .. Washington L .. 10-27
 S 19 .. *Bowling Green St. W .. 39-18
 S 26 .. *Northern Illinois ... W .. 18-17
 O 3 *Ohio State W .. 20-16
 O 10 .. Iowa L .. 22-23
 O 17 .. *Purdue(h) W .. 19-16
 O 24 .. Indiana L 3-10
 O 31 .. *Illinois L .. 12-13
 N 7 Michigan State L .. 10-26
 N 14 .. *Minnesota W ... 34-6
 N 21 .. Northwestern L .. 25-27

1993 (10-1-1)

Coach Barry Alvarez

S 4 *Nevada W .. 53-17
 S 11 .. SMU W .. 24-16
 S 18 .. *Iowa State W ... 28-7
 S 25 .. Indiana W .. 27-15
 O 9 *Northwestern(h) ... W .. 53-14
 O 16 .. Purdue W .. 42-28
 O 23 .. Minnesota L .. 21-28
 O 30 .. *Michigan W .. 13-10
 N 6 *Ohio State T .. 14-14
 N 11 .. Illinois W .. 35-10
 D 4 Michigan St.[33] ... W .. 41-20
 J 1 UCLA[34] W .. 21-16

1994 (8-3-1)

Coach Barry Alvarez

S 10 .. *E. Michigan W ... 56-0
 S 17 .. Colorado L .. 17-55
 S 24 .. *Indiana W .. 62-13
 O 1 Michigan St. W . forfeit
 O 8 Northwestern W .. 46-14
 O 15 .. *Purdue T .. 27-27
 O 22 .. *Minnesota(h) L .. 14-17
 O 29 .. Michigan W .. 31-19
 N 5 Ohio State L 3-24
 N 12 .. *Cincinnati W .. 38-17
 N 19 .. *Illinois W .. 19-13
 J 2 Duke[35] W .. 34-20

1995 (4-5-2)

Coach Barry Alvarez

S 2 *Colorado L 7-43
 S 16 .. Stanford T .. 24-24
 S 23 .. *SMU W ... 42-0
 S 30 .. Penn State W ... 17-9
 O 14 .. *Ohio State L .. 16-27
 O 21 .. Northwestern L 0-35
 O 28 .. *Michigan St.(h) ... W .. 45-14
 N 4 Purdue L .. 27-38
 N 11 .. Minnesota W .. 34-27
 N 18 .. *Iowa L .. 20-33
 N 25 .. *Illinois T 3-3

* — home game
 (h) — homecoming

Neutral game sites

[1-8, 10-12, 14-17, 19, 21] Milwaukee
 [9] Chicago Coliseum
 [13, 18] Chicago
 [20] Marinette, Wis.
 [22] Indianapolis
 [23-24] Soldier Field
 [25] Rockford, Ill.
 [26] Baltimore
 [27-29, 34] Pasadena, Calif.
 [30] East Rutherford, N.J.
 [31] Shreveport, La.
 [32] Birmingham, Ala.
 [33] Tokyo, Japan
 [35] Tampa, Fla.

Series Scores

Eastern Mich.

Wisconsin leads 2-0

At Madison: 2-0
 At Ypsilanti: 0-0
 Alvarez vs. EMU: 2-0
 Rasnick vs. UW: 0-0

1991* W 21-6
 1994* W 56-0

Hawaii

Series tied at 1-1

At Madison: 1-0
 At Honolulu: 0-1
 Alvarez vs. Hawaii: 0-0
 vonAppen vs. UW: 0-0

1986 L 17-20
 1987* W 28-7

Illinois

Wisconsin trails 26-33-7

At Madison: 15-15-4
 At Milwaukee: 1-0
 At Champaign: 10-18-3
 Alvarez vs. UI: 2-3-1
 Tepper vs. UW: 1-2-1

1895* T 10-10
 1899^ W 23-0
 1900* W 27-0
 1906 W 16-6
 1907* L 4-15
 1914* L 9-24
 1915 L 3-17
 1916* T 0-0
 1917 L 0-7
 1918* L 0-22
 1919 W 14-10
 1920* W 14-9
 1921 W 20-0
 1922* L 0-3
 1923 L 0-10
 1931 W 7-6
 1932* W 20-12
 1933 L 0-21
 1934* W 7-3
 1939 L 0-7
 1940* W 13-6
 1943* L 7-25
 1945* T 7-7
 1946 L 21-27
 1948* W 20-16
 1949 T 13-13
 1950 W 7-6
 1951 L 10-14
 1952* W 20-6

1953* W 34-7
 1954 W 27-14
 1955* L 14-17
 1956 T 13-13
 1957* W 24-13
 1958 W 31-12
 1959* L 6-9
 1960 L 14-35
 1961* W 55-7
 1962 W 35-6
 1963* L 7-17
 1964 L 0-29
 1965* L 0-51
 1966 L 14-49
 1969* W 55-14
 1970 W 29-17
 1971* L 27-35
 1972 L 7-27
 1975* W 18-9
 1976 L 25-31
 1977* W 26-0
 1978 T 20-20
 1981 L 21-23
 1982* L 28-29
 1983* L 15-27
 1984 L 6-22
 1985 L 25-38
 1986* W 15-9
 1987 L 14-16
 1988* L 6-34
 1989 L 9-32
 1990* L 3-21
 1991 L 6-22
 1992* L 12-13
 1993 W 35-10
 1994* W 19-13
 1995* T 3-3

^ — Milwaukee

Indiana

Wisconsin leads 27-16-2

At Madison: 16-6-1
 At Bloomington: 11-9-1
 At Indianapolis: 0-1
 Alvarez vs. IU: 2-3
 Mallory vs. UW: 4-7

1907* W 11-8
 1908 W 16-0
 1909* W 6-3
 1910^ L 3-12
 1922* W 20-0
 1923 W 52-0
 1926* W 27-2
 1938* W 6-0
 1939 L 0-14
 1940* W 27-10
 1941* W 27-25
 1943 L 0-34
 1947 T 7-7
 1948* L 7-35
 1949 W 30-14

1951* W 6-0
 1952 W 37-14
 1961 W 6-3
 1962* W 30-6
 1967 L 9-14
 1968* L 20-21
 1969* W 36-34
 1970 W 30-12
 1971* W 35-29
 1972 L 7-33
 1973* W 31-7
 1974 W 35-25
 1975* T 9-9
 1976 L 14-15
 1977 W 30-14
 1978* W 34-7
 1979* L 0-3
 1980 L 0-24
 1981 W 28-7
 1982* L 17-20
 1983* W 45-14
 1984 W 20-16
 1985* W 31-20
 1986 L 7-21
 1989* L 17-45
 1990 L 7-20
 1991* L 20-28
 1992 L 3-10
 1993 W 27-15
 1994* W 62-13

^ — Indianapolis

Iowa

Wisconsin trails 34-35-2

At Madison: 22-15-1
 At Iowa City: 12-20-1
 Alvarez vs. UI: 0-4
 Fry vs. UW: 14-0-1

1894* W 44-0
 1906* W 18-4
 1907 W 6-5
 1911* W 12-0
 1912 W 28-10
 1917* W 20-0
 1924* L 7-21
 1925 W 6-0
 1926* W 20-10
 1927* L 0-16
 1928 W 13-0
 1929* L 0-14
 1932* W 34-0
 1933 L 7-26
 1937* W 13-6
 1938 W 31-13
 1939* L 13-19
 1940 L 12-30
 1941* W 23-0
 1942 L 0-6
 1943 W 7-5
 1944* W 26-7
 1945 W 27-7

1946* L 7-21
 1947* W 46-14
 1948 L 13-19
 1949* W 35-13
 1950 W 14-0
 1951* W 34-7
 1952 W 42-13
 1953* W 10-6
 1954 L 7-13
 1955* W 37-4
 1956 L 7-13
 1957 L 7-21
 1958* L 9-20
 1959* W 25-16
 1960 L 21-28
 1961 L 15-47
 1962* W 42-14
 1963 W 10-7
 1964* W 31-21
 1965* W 16-13
 1966 W 7-0
 1967* T 21-21
 1968 L 0-41
 1969* W 23-17
 1970 L 14-24
 1971 L 16-20
 1972* W 16-14
 1973* W 35-7
 1974 W 28-15
 1975 L 28-45
 1976* W 38-21
 1977* L 8-24
 1978 L 24-38
 1979* L 13-24
 1980 L 13-22
 1981* L 7-17
 1982 L 14-28
 1983* L 14-34
 1984 T 10-10
 1985* L 13-23
 1986 L 6-17
 1987* L 10-31
 1988 L 6-31
 1989* L 24-31
 1990 L 10-30
 1991* L 6-10
 1992 L 22-23
 1995* L 20-33

Michigan

Wisconsin trails 10-41-1

At Madison: 3-18-1
 At Ann Arbor: 6-22
 At Chicago: 1-1
 Alvarez vs. UM: 2-1
 Moeller vs. UW: 1-3-1

1892* L 6-10
 1893 W 34-18
 1899^ W 17-5
 1902^ L 0-6
 1903 L 0-16

Series Scores

1904*	L	0-28
1905	L	0-12
1921*	T	7-7
1922	L	6-13
1923*	L	3-6
1924	L	0-21
1925*	L	0-21
1926	L	0-37
1927*	L	0-14
1928	W	7-0
1931	L	0-16
1934	W	10-10
1935*	L	12-20
1943	L	0-27
1944	L	0-14
1946	L	6-28
1947*	L	6-40
1950	L	13-26
1959	W	19-10
1960*	W	16-13
1962	W	34-12
1965	L	14-50
1966*	L	17-28
1967*	L	14-27
1968	L	9-34
1969	L	7-35
1970*	L	15-29
1973	L	6-35
1974*	L	20-24
1975*	L	6-23
1976	L	27-40
1977	L	0-56
1978*	L	0-42
1979	L	0-54
1980*	L	0-24
1981*	W	21-14
1982	L	9-20
1983*	L	21-38
1984	L	14-20
1985	L	6-33
1986*	L	17-34
1987	L	0-49
1988*	L	14-62
1989	L	0-24
1990*	L	3-41
1993*	W	13-10
1994	W	31-19

^ — Chicago

Mich. State

Wisconsin trails 15-23

At Madison: 9-12
 At E. Lansing: 5-11
 At Tokyo: 1-0
 Alvarez vs. MSU: 3-3
 Saban vs. UW: 0-1

1913*	L	7-12
1918*	W	7-6
1920*	W	27-0
1923*	W	21-0
1925*	W	21-0

1954	W	6-0
1955*	L	0-27
1956	L	0-33
1957*	L	7-21
1958	W	9-7
1961*	L	0-20
1963	L	13-30
1964*	L	6-22
1967	L	7-35
1968*	L	0-39
1971*	W	31-28
1972	L	0-31
1973	L	0-21
1974*	L	21-28
1977*	L	7-9
1978	L	2-55
1979*	W	38-29
1980	W	17-7
1981	L	14-33
1982*	W	24-23
1983*	W	32-0
1984	W	20-10
1985	L	7-41
1986	L	13-23
1987*	L	9-30
1988	L	0-36
1989*	L	3-31
1990	L	9-14
1991*	L	7-20
1992	L	10-26
1993^	W	41-20
1994	W	forfeit
1995*	W	45-14

^ — Tokyo

Minnesota

Wisconsin trails 40-57-8

At Madison: 24-22-6
 At Minneapolis: 16-35-2
 Alvarez vs. UM: 3-3
 Wacker vs. UW: 2-2

1890	L	0-63
1891	L	12-26
1892*	L	4-32
1893	L	0-40
1894*	W	6-0
1895	L	10-14
1896*	W	6-0
1897	W	39-0
1898*	W	29-0
1899	W	19-0
1900	L	5-6
1901*	W	18-0
1902	L	0-11
1903*	L	0-17
1904	L	0-28
1905*	W	16-12
1907*	T	17-17
1908	W	5-0
1909*	L	6-34
1910	L	0-28

1911*	T	6-6
1912	W	14-0
1913*	L	3-21
1914	L	3-14
1915*	L	3-20
1916	L	0-54
1917*	W	10-7
1918	L	0-6
1919*	L	7-19
1920	W	3-0
1921*	W	35-0
1922	W	14-0
1923*	T	0-0
1924*	T	7-7
1925	T	12-12
1926*	L	10-16
1927	L	7-13
1928*	L	0-6
1929	L	12-13
1930*	W	14-0
1931	L	0-14
1932*	W	20-13
1933	L	0-14
1934*	L	3-6
1935	L	7-33
1936*	L	0-24
1937	L	6-13
1938*	L	0-21
1939	L	6-23
1940*	L	13-22
1941	L	6-41
1942*	W	20-6
1943	L	13-25
1944*	L	26-28
1945*	W	26-12
1946*	L	0-6
1947	L	0-21
1948*	L	0-16
1949	L	6-14
1950*	W	14-0
1951	W	30-6
1952*	T	21-21
1953	T	21-21
1954*	W	27-0
1955	L	6-21
1956*	T	13-13
1957	W	14-6
1958*	W	27-12
1959	W	11-7
1960*	L	7-26
1961	W	23-21
1962*	W	14-9
1963	L	0-14
1964*	W	14-7
1965	L	7-42
1966*	W	7-6
1967	L	14-21
1968*	L	15-23
1969	L	10-35
1970*	W	39-14
1971	L	21-23
1972*	L	6-14
1973	L	17-19
1974*	W	49-14
1975	L	3-24
1976*	W	26-17

1977	L	7-13
1978*	W	48-10
1979	W	42-37
1980*	W	25-7
1981	W	26-21
1982*	W	24-0
1983	W	56-17
1984*	L	14-17
1985	L	18-27
1986*	L	20-27
1987	L	19-22
1988*	W	14-7
1989	L	22-24
1990*	L	3-21
1991	W	19-16
1992*	W	34-6
1993	L	21-28
1994*	L	14-17
1995	W	34-27

Northwestern

Wisconsin leads 50-28-5

At Madison: 21-12-2
 At Evanston: 26-15-1
 At Milwaukee: 3-1-1
 At Chicago: 0-0-1
 Alvarez vs. NU: 3-3
 Barnett vs. UW: 2-2

1890^	L	10-22
1891^	T	0-0
1891^	W	40-0
1892	W	26-6
1892^	W	20-6
1895^	W	12-6
1896	T	6-6
1897	W	22-0
1898	W	47-0
1899*	W	38-0
1902*	W	51-0
1903+	T	6-6
1909	W	21-11
1910*	T	0-0
1911	W	28-3
1912*	W	56-0
1919	W	10-6
1920*	W	27-7
1921	W	27-0
1929*	L	0-7
1930	L	7-20
1934	L	0-7
1935	L	13-32
1936	L	18-26
1937*	L	6-14
1938	W	20-13
1939	L	7-13
1940*	L	7-27
1941	L	14-41
1942	W	20-19
1943*	L	0-41
1944	W	7-6
1945*	L	14-28
1946	L	0-28

Series Scores

1947 W 29-0
1948* L 7-16
1949 W 14-6
1950* W 14-13
1951 W 41-0
1952* W 24-20
1953 W 34-13
1954* W 34-13
1955 W 41-14
1956* L 7-17
1957 W 41-12
1958* W 17-13
1959 W 24-19
1960* L 0-21
1961 W 29-10
1962* W 37-6
1963* W 17-14
1964 L 13-17
1965 W 21-7
1966* T 3-3
1967* L 13-17
1968 L 10-13
1969 L 7-27
1970* L 14-24
1971 L 11-24
1972* W 21-14
1973* W 36-34
1974 W 52-7
1975* W 17-14
1976 W 28-25
1977* W 19-7
1978 W 28-7
1979* W 28-3
1980 W 39-19
1981* W 52-0
1982* W 54-20
1983 W 49-0
1984* W 31-16
1985* L 14-17
1986 W 35-27
1987* L 24-27
1988 L 14-35
1989* W 35-31
1990 L 34-44
1991* W 32-14
1992 L 25-27
1993* W 53-14
1994 W 46-14
1995 L 0-35

^ — Milwaukee

+ — Chicago

Ohio State

Wisconsin trails 13-47-5

At Madison: 9-22-2

At Columbus: 4-25-3

Alvarez vs. OSU: 1-4-1

Cooper vs. UW: 6-1-1

1913* W 12-0
1914 W 7-6
1915* W 21-0

1916 L 13-14
1917* L 3-16
1918 W 14-3
1919* L 0-3
1920 L 7-13
1930 T 0-0
1931* L 0-6
1932 T 7-7
1933* L 0-6
1941 L 34-46
1942* W 17-7
1944* L 7-20
1945 L 0-12
1946* W 20-7
1948 L 32-34
1949* L 0-21
1950 L 14-19
1951* T 6-6
1952 L 14-23
1953* L 19-20
1954 L 14-31
1955* L 16-26
1956 L 0-21
1957* L 13-16
1958 T 7-7
1959* W 12-3
1960 L 7-34
1961* L 21-30
1962 L 7-14
1963* L 10-13
1964 L 3-28
1965* L 10-20
1966 L 13-24
1967 L 15-17
1968* L 8-43
1969 L 7-62
1970* L 7-24
1971 L 6-31
1972* L 20-28
1973* L 0-24
1974 L 7-52
1975 L 0-56
1976* L 20-30
1977 L 0-42
1978* L 14-49
1979 L 0-59
1980 L 0-21
1981* W 24-21
1982 W 6-0
1983 L 27-45
1984* W 16-14
1985 W 12-7
1986* L 17-30
1987* W 26-24
1988 L 12-34
1989 L 22-42
1990* L 10-35
1991 L 16-31
1992* W 20-16
1993* T 14-14
1994 L 3-24
1995* L 16-27

Penn State

Wisconsin leads 3-0

At Madison: 2-0

At University Park: 1-0

Alvarez vs. PSU: 1-0

Paterno vs. UW: 0-2

1953* W 20-0
1970* W 29-16
1995 W 17-9

Purdue

Wisconsin leads 33-26-8

At Madison: 19-10-5

At W. Lafayette: 14-16-3

Alvarez vs. PU: 2-2-1

Colletto vs. UW: 2-2-1

1892 L 4-32
1893* W 36-30
1894 L 0-2
1906* W 29-5
1907 W 12-6
1912* W 41-0
1913 T 7-7
1914* W 14-7
1915 W 28-3
1925* W 7-0
1926 T 0-0
1927* W 12-6
1928 T 19-19
1929* L 0-13
1930 L 6-7
1931* W 21-14
1932 L 6-7
1933* L 0-14
1934 L 0-14
1935* W 8-0
1936 L 14-35
1937* T 7-7
1938 L 7-13
1939* T 7-7
1940 W 14-13
1941* W 13-0
1942 W 13-0
1943* L 0-32
1944 L 0-35
1945* L 7-13
1946 W 24-20
1947* W 32-14
1950* W 33-7
1951 W 31-7
1953 W 28-19
1954* W 20-6
1955 W 9-0
1956* T 6-6
1957 W 23-14
1958* W 31-6

1959 L 0-21
1960* W 24-13
1963* W 38-20
1964 L 7-28
1965 L 7-45
1966* L 0-23
1971* W 14-10
1972 L 6-27
1973* L 13-14
1974 W 28-14
1975 W 17-14
1976* L 16-18
1977* L 0-22
1978* T 24-24
1979 L 20-41
1980* L 6-12
1981* W 20-14
1982 W 35-31
1983 W 42-38
1984* W 30-13
1987 L 14-49
1988* L 6-9
1991 L 7-28
1992* W 19-16
1993 W 42-28
1994* T 27-27
1995 L 27-38

Stanford

Wisconsin leads 2-0-1

At Madison: 1-0

At Stanford: 1-0-1

Alvarez vs. Stanford: 0-0-1

Willingham vs. UW: 0-0-1

1959* W 16-14
1960 W 24-7
1995 T 24-24

UNLV

Series tied at 1-1

At Madison: 1-0

At Las Vegas: 0-1

Alvarez vs. UNLV: 0-0

Horton vs. UW: 0-0

1985* W 26-23
1986 L 7-17

The Last Time

a player had

200 yards rushing
 300 yards rushing
 3 TDs rushing
 300 yards passing
 400 yards passing
 3 TDs passing
 3 field goals
 4 field goals
 100 yards receiving
 200 yards receiving
 3 TDs receiving
 2 interceptions
 20 tackles

a player had a

punt return for TD
 kickoff return for TD
 interception return for TD
 fumble return for TD
 blocked punt for TD
 blocked PAT return for score
 safety

a team

scored 40 points
 scored 50 points
 had a shutout
 had 300 yards rushing
 had 400 yards passing
 had 500 yards total offense

The Last Time UW ...

beat a ranked team
 beat the No. 1-ranked team
 was ranked in AP top 10
 was ranked in AP top 25
 was ranked in *USA Today* top 10
 was ranked in *USA Today* top 25

Wisconsin

Carl McCullough (204) at Stanford, 1995
 Billy Marek (304) vs. Minnesota, 1974
 Terrell Fletcher vs. Northwestern, 1994
 Darrell Bevell (352) vs. Iowa, 1995
 Darrell Bevell (423) at Minnesota, 1993
 Darrell Bevell vs. Michigan State, 1995
 Rich Thompson vs. Purdue, 1992
 Rich Thompson vs. Purdue, 1992
 Donald Hayes (101) vs. Illinois, 1995
 Al Toon (252) at Purdue, 1983
 Pat Richter vs. Illinois, 1961
 Eric Unverzagt vs. Michigan, 1994
 Pete Monty (20) vs. Iowa, 1995

Wisconsin

Troy Vincent (90) vs. W. Illinois, 1991
 Aaron Stecker (100) at Minnesota, 1995
 Cyrill Weems (75) at Purdue, 1995
 Carlos Fowler (24) vs. Illinois, 1992
 Korey Manley (34) vs. Indiana, 1991
 never
 vs. NU (Lundy tackled in end zone), 1994

Wisconsin

vs. Michigan State (45-14), 1995
 vs. Indiana (62-13), 1994
 vs. SMU (42-0), 1995
 vs. Northwestern (394 yards), 1994
 at Minnesota (423 yards), 1993
 vs. SMU (534 yards), 1995

Opponent

Sedrick Shaw (214) of Iowa, 1995
 Anthony Thompson (377) of Indiana, 1989
 Sedrick Shaw (3) of Iowa, 1995
 Cory Sauter (355) of Minnesota, 1995
 Tony Eason (479) of Illinois, 1982
 Elvis Grbac of Michigan, 1990
 Neil Voskeritchian of Colorado, 1995
 John Langeloh of Michigan St., 1988
 Tutu Atwell (148) of Minnesota, 1995
 Bart Burrell (200) of Purdue, 1980
 Alan Dick of Indiana, 1971
 Marlon Kerner of Ohio State, 1994
 Mike Higgins (20) of N. Illinois, 1988


Opponent

Willie Lindsey (3) of Northwestern, 1991
 Seth Smith (100) of Michigan, 1994
 Jeff Rosga (55) of Minnesota, 1993
 Willie Lindsey (41) of Northwestern, 1990
 William Morris (10) of Illinois, 1993
 Lance Brown (58) of Indiana, 1993
 vs. Iowa (holding in the end zone), 1995

Opponent

by Colorado (7-43), 1995
 by Colorado (17-55), 1994
 at Northwestern (0-35), 1995
 at Purdue (395 yards), 1995
 by Illinois (479 yards), 1982
 vs. Minnesota (525 yards), 1995

Photo by David Sliuka



Donald Hayes had 101 yards receiving vs. Illinois in 1995. He led the team with a 19.3-yard average on receptions last fall.

**Bryan Jurewicz is a two-time academic
all-District IV and all-Big Ten selection.
He has started 19 consecutive games
on the defensive line.**



Opponents

.....

Eastern Michigan

SEPT. 7 @ MADISON



School facts

Location: Ypsilanti, MI
Enrollment: 24,000
Nickname: Eagles
Colors: Dark Green & White
Conference: Mid-American
Facility: Rynearson
Capacity: 30,200

Coaching staff

Head Coach: Rick Rasnick
Alma Mater: San Jose St. '82
Office: (313) 487-2160
At EMU: 6-5 (1 yr.)
Career: 6-5 (1 yr.)

Sports information

SID: Jim Streefer
Office: (313) 487-0317
Fax: (313) 485-3840
Assistant: Emily Griffin

Squad information

1995 overall: 6-5
1995 MAC: 5-3 (5th)
Offense: Multiple
Defense: Multiple
Lettermen returning: 43
Lettermen lost: 18
Starters returning: 9
Starters lost: 13

Series record

All-time: UW leads 2-0
At Madison: UW leads 2-0
At Ypsilanti: never played
Series scores on page 235

The Outlook

Coach Rick Rasnick is hoping to build upon the school's first winning campaign in six seasons. The EMU offense should again be strong with the return of QB Charlie Batch, who broke 12 school records in '95. Three offensive linemen return to block for RB Savon Edwards (732 yards). The Eagles lost their top three receivers. A pair of second-team all-MAC defenders — Avery Brown (110 tackles and an EMU-record 10 sacks) and Kevin Kwiatkowski — key the stop troops. The entire secondary is back. Placekicker Justin Ventura is the top returning scorer.

Top Returnees

Rushing: Savon Edwards (148 att., 732 yards, 2 TD); **Passing:** Charlie Batch (244-of-421, 3,177 yards, 21 TD); **Receiving:** Savon Edwards (43 rec., 432 yards, 3 TD); **Tackles:** Avery Brown (56 solo, 54 asst., 110 total)

Series Notes

Wisconsin won both previous encounters — 21-6 in 1991 and 56-0 in 1994 — against Eastern Michigan ... the Badgers' 1994 season opening win vs. EMU was their last game vs. a MAC team ... Alvarez is 4-0 against the Mid-American Conference ... the Badgers have an 8-1 all-time mark against the MAC and played one team from the league every year between 1987-92 ... Alvarez is 2-0 against the Eagles ... Rasnick has never faced Wisconsin.

Top UW Performers vs. Eastern Michigan

Rushing: Brent Moss (18 att., 129 yards in 1994); **Passing:** Tony Lowery (15-of-25, 224 yards in 1991); **Receiving:** Lee DeRamus (4 rec., 109 yards in 1994)

1995 Results (6-5)


Sept. 2	@Akron	W	49-29
Sept. 9	@Pittsburgh	L	30-66
Sept. 16	UNLV	W	51-6
Sept. 23	Ohio	W	31-20
Oct. 7	Central Michigan	W	34-24
Oct. 14	@Syracuse	L	24-52
Oct. 21	@Ball State	W	40-35
Oct. 28	@Toledo	L	28-34
Nov. 4	@Miami	L	23-39
Nov. 11	Western Michigan	L	13-23
Nov. 18	@Kent	W	40-7

1996 Schedule

Aug. 31	Temple
Sept. 7	@Wisconsin
Sept. 14	@Western Michigan
Sept. 21	Toledo
Sept. 28	@Michigan State
Oct. 5	@Ohio
Oct. 12	Miami (Ohio)
Oct. 19	@Central Michigan
Oct. 26	Kent
Nov. 2	Ball State
Nov. 9	Akron

UNLV

SEPT. 14 @ LAS VEGAS



School facts

Location: Las Vegas, NV
 Enrollment: 20,239
 Nickname: Rebels
 Colors: Scarlet & Gray
 Conference: Western Athletic
 Facility: Boyd Stadium
 Capacity: 32,000

Coaching staff

Head Coach: Jeff Horton
 Alma Mater: Nevada-Reno '81
 Office: (702) 895-3400
 At UNLV: 9-14 (2 yrs.)
 Career: 16-18 (3 yrs.)

Sports information

SID: Mark Wallington
 Office: (702) 895-3207
 Fax: (702) 895-0989
 Assistant: Chris Johnson

Squad information

1995 overall: 2-9
 1995 Big West: 1-5 (10th)
 Offense: One-back
 Defense: 5-2
 Lettermen returning: 46
 Lettermen lost: 19
 Starters returning: 12
 Starters lost: 10

Series record

All-time: Tied at 1-1
 At Madison: UW leads 1-0
 At Las Vegas: UNLV leads 1-0
 Series scores on page 237

The Outlook

The Rebels must improve on a minus 22 turnover margin this season if they hope to compete in their first season as a member of the WAC. Coach Jeff Horton must find a new QB, but he does have a deep running game and a solid line to build around. Tackle Dennis Whitmore is a pro prospect. Tony Burton (880 yards) is the top returning runner although he has moved to receiver this season. UNLV allowed 520 points in '95, the highest total in the NCAA. Three starters return in the secondary to key the defense. Horton is looking for his club to be more physical in the front seven.

Top Returnees

Rushing: Tony Burton (163 att., 880 yards, 5 TD); **Passing:** Kevin Crook (21-of-39, 216 yards, 1 TD); **Receiving:** Damon Williams (41 rec., 515 yards, 2 TD); **Tackles:** Carlos Hilliard (32 solo, 18 asst., 50 total)

Series Notes

The schools have split two previous meetings ... Wisconsin beat the Rebels 26-23 at Madison in 1985 ... UNLV evened the series the following year with a 17-7 triumph at Las Vegas ... the Badgers are 6-5 all-time vs. teams in the WAC ... Wisconsin also plays WAC member Hawaii this year ... Alvarez is 0-0 vs. UNLV, and Horton is 0-1 against Wisconsin (lost 53-17 while coaching at Nevada-Reno in 1993).

Top UW Performers vs. UNLV

Rushing: Larry Emery (18 att., 117 yards in 1986); **Passing:** Bud Keyes (7-of-20, 188 yards in 1985); **Receiving:** Fred Bobo (5 rec., 103 yards in 1985)

1995 Results (2-9)

Sept. 2	@Rice	L	0-38
Sept. 9	Arkansas State	W	28-23
Sept. 16	@E. Michigan	L	6-51
Sept. 23	@Iowa State	L	30-57
Sept. 30	Hawaii	L	30-58
Oct. 7	@Northern Illinois	L	14-62
Oct. 14	@San Jose State	L	14-52
Oct. 28	@Nevada-Reno	L	32-55
Nov. 4	North Texas	W	34-24
Nov. 11	Utah State	L	0-42
Nov. 18	New Mexico St.	L	34-58

1996 Schedule

Aug. 31	@Tennessee
Sept. 7	Air Force
Sept. 14	Wisconsin
Sept. 21	@Colorado State
Sept. 28	Wyoming
Oct. 5	Nevada-Reno
Oct. 12	@Brigham Young
Oct. 19	@Hawaii
Oct. 26	Fresno State
Nov. 2	@Texas Christian
Nov. 16	San Diego State
Nov. 23	@San Jose State

Stanford

SEPT. 21 @ MADISON



School facts

Location: Stanford, CA
 Enrollment: 6,556
 Nickname: Cardinal
 Colors: Cardinal & White
 Conference: Pacific-10
 Stadium: Stanford
 Capacity: 85,500

Coaching staff

Head Coach: Tyrone Willingham
 Alma Mater: Mich. State '77
 Office: (415) 723-4511
 At Stanford: 7-4-1 (1 yr.)
 Career: 7-4-1 (1 yr.)

Sports information

SID: Gary Migdol
 Office: (415) 723-4418
 Fax: (415) 725-2957
 Director: Bob Vazquez

Squad information

1995 overall: 7-4-1
 1995 Pac-10: 5-3 (4th)
 Offense: Multiple
 Defense: 4-3
 Lettermen returning: 35
 Lettermen lost: 17
 Starters returning: 13
 Starters lost: 9

Series record

All-time: UW leads 2-0-1
 At Madison: UW leads 1-0
 At Stanford: UW leads 1-0-1
Series scores on page 237

The Outlook

Tyrone Willingham guided the Cardinal to a 7-4-1 record in his rookie campaign, including a berth in the St. Jude Liberty Bowl. Willingham has high hopes again this season with the return of 13 starters. Offensive keys include RB Anthony Bookman (872 yards) and WR Brian Manning (616). Stanford must find a replacement for departed QB Mark Butterfield. The defense's top returning tackler is linebacker Chris Draft (103). Josh Madsen, Leroy Pruitt and Eliel Swinton return to an experienced defensive backfield.

Top Returnees

Rushing: Anthony Bookman (181 att., 872 yards, 3 TD); **Passing:** Tim Carey (3-of-4, 12 yards, 0 TD); **Receiving:** Brian Manning (40 rec., 616 yards, 3 TD); **Tackles:** Chris Draft (55 solo, 48 asst., 103 total)

Series Notes

Wisconsin has a 2-0-1 record against Stanford after the schools battled to a 24-24 deadlock last fall ... the Badgers won at Madison (16-14) in 1959 and followed with a 24-7 decision the next season at Stanford ... Wisconsin is 9-24-1 all-time against teams in the Pacific-10 Conference ... Alvarez and Willingham each have 0-0-1 records against each other after last year's tie ... Alvarez is 1-2-1 all-time against schools in the Pacific-10.

Top UW Performers vs. Stanford

Rushing: Carl McCullough (34 att., 204 yards in 1995); **Passing:** Darrell Bevell (20-of-32, 172 yards in 1995); **Receiving:** Pat Richter (7 rec., 75 yards in 1960)

1995 Results (7-4-1)

Sept. 2	@San Jose State	W	47-33
Sept. 9	@Utah	W	27-20
Sept. 16	Wisconsin	T	24-24
Sept. 23	@Oregon	W	28-21
Oct. 7	@Arizona State	W	30-28
Oct. 14	Washington	L	28-38
Oct. 21	UCLA	L	28-42
Oct. 28	Oregon State	W	24-3
Nov. 4	@USC	L	30-31
Nov. 11	@Washington St.	W	36-28
Nov. 18	California	W	29-24
Dec. 30	*East Carolina	L	13-19

* — St. Jude Liberty Bowl

1996 Schedule

Sept. 7	Utah
Sept. 14	San Jose State
Sept. 21	@Wisconsin
Oct. 5	@Washington
Oct. 12	Oregon
Oct. 19	@Oregon State
Oct. 26	Arizona State
Nov. 2	@UCLA
Nov. 9	USC
Nov. 16	Washington State
Nov. 23	@California

Penn State

SEPT. 28 @ MADISON



School facts

Location: University Park, PA
Enrollment: 32,715
Nickname: Nittany Lions
Colors: Blue & White
Conference: Big Ten
Stadium: Beaver
Capacity: 93,967

Coaching staff

Head Coach: Joe Paterno
Alma Mater: Brown '50
Office: (814) 865-0411
At PSU: 278-72-3 (30 yrs.)
Career: 278-72-3 (30 yrs.)

Sports information

SID: Jeff Nelson
Office: (814) 865-1757
Home: (814) 234-1411
Fax: (814) 863-3165
Assistant: Jeff Brewer

Squad information

1995 overall: 9-3
1995 Big Ten: 5-3 (T3rd)
Offense: Multiple
Defense: Multiple
Lettermen returning: 33
Lettermen lost: 22
Starters returning: 12
Starters lost: 10

Series record

All-time: UW leads 3-0
At Madison: UW leads 2-0
At Univ. Park: UW leads 1-0
Series scores on page 237

The Outlook

Coach Joe Paterno welcomes back 12 starters from a 9-3 club, including nine from the defense. Brandon Noble anchors the line, and all three linebackers — including tackle leader Gerald Filardi (112) — return. Two-time first-team all-Big Ten cornerback Brian Miller is a star in the secondary. On offense the Nittany Lions must identify four new starters on the line and replace the gifted duo of Bobby Engram and Freddie Scott at WR. Curtis Enis, the Big Ten Freshman of the Year, lines up at tailback. QB Wally Richardson passed for 2,198 yards as a junior. Kicker Brett Conway is a Lou Groza Award candidate.

Top Returnees

Rushing: Curtis Enis (113 att., 683 yards, 4 TD); **Passing:** Wally Richardson (193-of-335, 2,198 yards, 18 TD); **Receiving:** Keith Olsommer (23 rec., 197 yards, 2 TD); **Tackles:** Gerald Filardi (55 solo, 57 asst., 112 total)

Series Notes

The schools have met three times previously and Wisconsin won each game ... the Badgers opened the 1953 campaign with a 20-0 victory, and the UW added a 29-16 triumph in 1970 ... last season's Badger victory broke the Nittany Lions' 20-game winning streak ... Alvarez is 1-0 vs. Penn State as a head coach and was 2-3 against PSU while on the Iowa and Notre Dame staffs ... Paterno is 0-2 against Wisconsin.

Top UW Performers vs. Penn State

Rushing: Alan Ameche (28 att., 115 yards in 1953); **Passing:** Neil Graff (8-of-14, 220 yards in 1970); **Receiving:** Larry Mialik (3 rec., 142 yards in 1970)

1995 Results (9-3)

Sept. 9	Texas Tech	W	24-23
Sept. 16	Temple	W	66-14
Sept. 23	@Rutgers	W	59-34
Sept. 30	Wisconsin	L	9-17
Oct. 7	Ohio State	L	25-28
Oct. 14	@Purdue	W	26-23
Oct. 21	@Iowa	W	41-27
Oct. 28	Indiana	W	45-21
Nov. 4	@Northwestern	L	10-21
Nov. 18	Michigan	W	27-17
Nov. 25	@Michigan State	W	24-20
Jan. 1	*Auburn	W	43-14

* — Outback Bowl

1996 Schedule

Aug. 25	vs. USC (Kickoff Classic)
Sept. 7	Louisville
Sept. 14	Northern Illinois
Sept. 21	vs. Temple (Giants Stadium)
Sept. 28	@Wisconsin
Oct. 5	@Ohio State
Oct. 12	Purdue
Oct. 19	Iowa
Oct. 26	@Indiana
Nov. 2	Northwestern
Nov. 16	@Michigan
Nov. 23	Michigan State

Ohio State

OCT. 12 @ COLUMBUS[®]



School facts

Location: Columbus, OH
 Enrollment: 49,542
 Nickname: Buckeyes
 Colors: Scarlet & Gray
 Conference: Big Ten
 Stadium: Ohio
 Capacity: 89,841

Coaching staff

Head Coach: John Cooper
 Alma Mater: Iowa State '62
 Office: (614) 292-7620
 At OSU: 65-28-4 (8 yrs.)
 Career: 147-68-6 (19 yrs.)

Sports information

SID: Steve Snapp
 Office: (614) 292-6861
 Home: (614) 538-1817
 Fax: (614) 292-8547
 Assistant: Gerry Emig

Squad information

1995 overall: 11-2
 1995 Big Ten: 7-1 (2nd)
 Offense: 1 with variations
 Defense: 4-3
 Lettermen returning: 40
 Lettermen lost: 16
 Starters returning: 16
 Starters lost: 6

Series record

All-time: OSU leads 47-13-5
 At Madison: OSU leads 22-9-2
 At Columbus: OSU leads 25-4-3
Series scores on page 237

The Outlook

The Buckeyes lost only six starters from last season's 11-2 squad, but the list includes the Heisman Trophy (Eddie George) and Biletnikoff Award (Terry Glenn) winners and an all-America QB (Bobby Hoying). The top returnee on offense is Lombardi Award winner Orlando Pace at LT. Juan Porter and LeShun Daniels are three-year starters on the line. The Buckeyes will have newcomers in three skill positions on offense. Matt Finkes and Mike Vrabel form one of the most-feared defensive duos in the league. Leading tackler Greg Bellisari is the club's best linebacker and cornerback/kick returner Shawn Springs has few peers.

Top Returnees

Rushing: Pepe Pearson (83 att., 385 yards, 3 TD); **Passing:** Stanley Jackson (16-of-25, 202 yards, 2 TD); **Receiving:** Buster Tillman (30 rec., 538 yards, 1 TD); **Tackles:** Greg Bellisari (54 solo, 44 asst., 98 total)

Series Notes

Ohio State has a 47-13-5 advantage in the series, although the margin is just 8-6-1 since 1981 ... Wisconsin won four of five meetings between 1981-85 ... Wisconsin's last win in Columbus was a 12-7 decision in '85 ... besides that victory, the only other UW wins in Columbus came in 1914, 1918 and 1982 ... Alvarez is 1-4-1 vs. Ohio State, and Cooper is 6-1-1 vs. Wisconsin.

Top UW Performers vs. Ohio State

Rushing: Marck Harrison (31 att., 203 yards in 1984); **Passing:** Randy Wright (23-of-39, 319 yards in 1983); **Receiving:** Thad McFadden (3 rec., 108 yards in 1983)

1995 Results (11-2)

Aug. 20	Boston College	W	38-6
Sept. 16	Washington	W	30-20
Sept. 23	@Pittsburgh	W	54-14
Sept. 30	Notre Dame	W	45-26
Oct. 7	@Penn State	W	28-25
Oct. 14	@Wisconsin	W	27-16
Oct. 21	Purdue	W	28-0
Oct. 28	Iowa	W	56-35
Nov. 4	@Minnesota	W	49-21
Nov. 11	Illinois	W	41-3
Nov. 18	Indiana	W	42-3
Nov. 25	@Michigan	L	23-31
Jan. 1	*Tennessee	L	14-20

* — CompUSA Florida Citrus Bowl

1996 Schedule

Sept. 7	Rice
Sept. 21	Pittsburgh
Sept. 28	@Notre Dame
Oct. 5	Penn State
Oct. 12	Wisconsin
Oct. 19	@Purdue
Oct. 26	@Iowa
Nov. 2	Minnesota
Nov. 9	@Illinois
Nov. 16	@Indiana
Nov. 23	Michigan

Northwestern

OCT. 19 @ MADISON



School facts

Location: Evanston, IL
Enrollment: 7,400
Nickname: Wildcats
Colors: Purple & White
Conference: Big Ten
Stadium: Dyche
Capacity: 49,256

Coaching staff

Head Coach: Gary Barnett
Alma Mater: Missouri '69
Office: (708) 491-7274
At NU: 18-25-1 (4 yrs.)
Career: 26-36-2 (6 yrs.)

Sports information

SID: Brad Hurlbut
Office: (708) 491-7503
Fax: (708) 491-8818
Assistant: Lisa Juscik

Squad information

1995 overall: 10-2
1995 Big Ten: 8-0 (1st)
Offense: Multiple
Defense: 4-3
Lettermen returning: 41
Lettermen lost: 13
Starters returning: 13
Starters lost: 9

Series record

All-time: UW leads 50-28-5
At Madison: UW leads 21-12-2
At Evanston: UW leads 26-15-1
At Milwaukee: UW leads 3-1-1
At Chicago: tied at 0-0-1
Series scores on page 236-37

The Outlook

One of the storybook seasons in college football history unfolded in Evanston last season and many of the players who made it happen return. Darnell Autry returns to spearhead the offense after rushing for 1,675 yards. QB Steve Schnur and his top target, D'Wayne Bates (744 yards), are back. The Wildcats made their greatest gains on defense last fall. Pat Fitzgerald, the Big Ten's Defensive Player of the Year, leads the charge. Three defensive backs are gone from what some considered to be the strength of last year's defense. Matt Rice (11 TFLs) is the top DT. Paul Burton is an accomplished punter, but the 'Cats lost kicker Sam Valensizi.

Top Returnees

Rushing: Darnell Autry (355 att., 1,675 yards, 14 TD); **Passing:** Steve Schnur (118-of-218, 1,456 yards, 9 TD); **Receiving:** D'Wayne Bates (42 rec., 744 yards, 5 TD); **Tackles:** Pat Fitzgerald (99 solo, 31 asst., 130 total)

Series Notes

Wisconsin has beaten Northwestern more times (50) than any other foe ... the schools have split their last 12 meetings ... the Badgers won 13 straight over the Wildcats (1972-84), their longest skein vs. any Big Ten opponent ... Wisconsin has won the last three meetings in Madison and averaged 40 points per game in those encounters ... Alvarez is 3-3 vs. Northwestern, and Barnett is 2-2 against Wisconsin.

Top UW Performers vs. Northwestern

Rushing: Billy Marek (29 att., 230 yards in 1974); **Passing:** Tony Lowery (21-of-31, 355 yards in 1990); **Receiving:** Tim Ware (7 rec., 193 yards in 1990)

1995 Results (10-2)

Sept. 2	@Notre Dame	W	17-15
Sept. 16	Miami, Ohio	L	28-30
Sept. 23	Air Force	W	30-6
Sept. 30	Indiana	W	31-7
Oct. 7	@Michigan	W	19-13
Oct. 14	@Minnesota	W	27-17
Oct. 21	Wisconsin	W	35-0
Oct. 28	@Illinois	W	17-14
Nov. 4	Penn State	W	21-10
Nov. 11	Iowa	W	31-20
Nov. 18	@Purdue	W	23-8
Jan. 1	*USC	L	32-41

* — Rose Bowl

1996 Schedule

Sept. 7	@Wake Forest
Sept. 14	@Duke
Sept. 21	Ohio University
Sept. 28	@Indiana
Oct. 5	Michigan
Oct. 12	Minnesota
Oct. 19	@Wisconsin
Oct. 26	Illinois
Nov. 2	@Penn State
Nov. 9	@Iowa
Nov. 16	Purdue

Michigan State

OCT. 26 @ E. LANSING



School facts

Location: East Lansing, MI
 Enrollment: 40,647
 Nickname: Spartans
 Colors: Green & White
 Conference: Big Ten
 Stadium: Spartan
 Capacity: 72,000

Coaching staff

Head Coach: Nick Saban
 Alma Mater: Kent State '73
 Office: (517) 355-1647
 At MSU: 6-5-1 (1 yr.)
 Career: 15-7-1 (2 yrs.)

Sports information

SID: Ken Hoffman
 Office: (517) 355-2271
 Fax: (517) 353-9636
 Assistant: John Farina

Squad information

1995 overall: 6-5-1
 1995 Big Ten: 4-3-1 (5th)
 Offense: Pro Set
 Defense: 4-3
 Lettermen returning: 40
 Lettermen lost: 19
 Starters returning: 13
 Starters lost: 9

Series record

All-time: MSU leads 23-15
 At Madison: MSU leads 12-9
 At E. Lansing: MSU leads 11-5
 At Tokyo: UW leads 1-0
Series scores on page 236

The Outlook

Coach Nick Saban enters his second season at MSU after guiding the Spartans to the Independence Bowl in his rookie campaign. Chief concerns include finding replacements for QB Tony Banks (2,089 yards passing), fullback Scott Greene (17 TDs) and big-play receiver Muhsin Muhammad (17.3 average). Marc Renaud is coming off a 1,057-yard rushing season and Derrick Mason is the Big Ten's all-time leader in kickoff returns. On defense, Michigan State will build around Reggie Garnett (111 stops), the team's top tackler. MSU was 10th in the league for total defense last fall.

Top Returnees

Rushing: Marc Renaud (216 att., 1,057 yards, 3 TD); **Passing:** Todd Schultz (52-of-83, 570 yards, 2 TD); **Receiving:** Derrick Mason (53 rec., 787 yards, 4 TD); **Tackles:** Reggie Garnett (79 solo, 32 asst., 111 total)

Series Notes

The Badgers have won three straight vs. MSU, their best stretch since taking three in a row between 1982-84 ... MSU leads the series 24-14, including an 11-5 edge in East Lansing ... the Spartans won eight straight before a 1993 UW win in Tokyo sent the Badgers to the Rose Bowl ... the average margin of victory in the series has been 21.2 points in the most-recent 13 games ... Alvarez is 3-3 vs. Michigan State, and Saban is 0-1 against Wisconsin.

Top UW Performers vs. Michigan State

Rushing: Brent Moss (27 att., 173 yards in 1994); **Passing:** Darrell Bevell (17-of-27, 265 yards in 1995); **Receiving:** Al Toon (10 rec., 149 yards in 1983)

1995 Results (6-5-1)

Sept. 9	Nebraska	L	10-50
Sept. 16	@Louisville	W	30-7
Sept. 23	@Purdue	T	35-35
Sept. 30	Boston College	W	25-21
Oct. 7	Iowa	L	7-21
Oct. 14	@Illinois	W	27-21
Oct. 21	Minnesota	W	34-31
Oct. 28	@Wisconsin	L	14-45
Nov. 4	Michigan	W	28-25
Nov. 11	@Indiana	W	31-13
Nov. 25	Penn State	L	20-24
Dec. 29	*LSU	L	26-45


* — Poulan WeedEater Independence Bowl

1996 Schedule

Aug. 31	Purdue
Sept. 7	@Nebraska
Sept. 21	Louisville
Sept. 28	Eastern Michigan
Oct. 5	@Iowa
Oct. 12	Illinois
Oct. 19	@Minnesota
Oct. 26	Wisconsin
Nov. 2	@Michigan
Nov. 9	Indiana
Nov. 23	@Penn State

Purdue

NOV. 2 @ MADISON



PURDUE
BOILERMAKERS

School facts

Location: West Lafayette, IN
Enrollment: 34,685
Nickname: Boilermakers
Colors: Old Gold & Black
Conference: Big Ten
Stadium: Ross-Ade
Capacity: 67,861

Coaching staff

Head Coach: Jim Colletto
Alma Mater: UCLA '67
Office: (317) 494-3220
At PU: 17-35-3 (5 yrs.)
Career: 34-73-4 (10 yrs.)

Sports information

SID: Mark Adams
Office: (317) 494-3202
Home: (317) 463-0102
Fax: (317) 494-5447
Associate: Steve Allen

Squad information

1995 overall: 4-6-1
1995 Big Ten: 2-5-1 (9th)
Offense: 1 formation
Defense: 4-3
Lettermen returning: 42
Lettermen lost: 23
Starters returning: 14
Starters lost: 8

Series record

All-time: UW leads 33-26-8
At Madison: UW leads 19-10-5
At W. Lafayette: PU leads 16-14-3
Series scores on page 237

The Outlook

Continued improvement is the battle cry coming out of the Boilermaker camp this season. Coach Jim Colletto welcomes back 14 starters, but he must find a replacement for bruising fullback Mike Alstott. Junior Edwin Watson (553 yards) might get most of the carries behind a dependable line. Three QBs have a shot to play led by returning starter Rick Trefzger. Brian Alford (eight TDs) is the top receiver. Purdue must continue to make gains on defense. Junior Chike Okeafor (103 tackles) is the top tackler. The entire secondary returns, but tackle Jon Krick needs help up front.

Top Returnees

Rushing: Edwin Watson (102 att., 553 yards, 5 TD); **Passing:** Rick Trefzger (123-of-208, 1,521 yards, 6 TD); **Receiving:** Brian Alford (34 rec., 686 yards, 8 TD); **Tackles:** Chike Okeafor (76 solo, 27 asst., 103 total)

Series Notes

Purdue's 38-27 win at West Lafayette broke a three-game unbeaten string for the Badgers in the series ... Wisconsin leads the series 33-26-8, including a 19-10-5 mark in Madison ... UW is 3-1-1 at Camp Randall Stadium since 1981 ... the series is deadlocked at 6-6-3 since 1978 ... in the last three games (one win for each school and a tie), UW has outscored PU 96-93 ... Alvarez and Colletto are 2-2-1 vs. each other and the respective schools.

Top UW Performers vs. Purdue

Rushing: Marck Harrison (38 att., 225 yards in 1984); **Passing:** Randy Wright (16-of-33, 317 yards in 1983); **Receiving:** Al Toon (8 rec., 252 yards in 1983)

1995 Results (4-6-1)

Sept. 2	@West Virginia	W	26-24
Sept. 9	Notre Dame	L	28-35
Sept. 23	Michigan State	T	35-35
Sept. 30	Ball State	W	35-13
Oct. 7	@Minnesota	L	38-39
Oct. 14	Penn State	L	23-26
Oct. 21	@Ohio State	L	0-28
Nov. 4	Wisconsin	W	38-27
Nov. 11	@Michigan	L	0-5
Nov. 18	Northwestern	L	8-23
Nov. 24	@Indiana	W	51-14

1996 Schedule

Aug. 31	@Michigan State
Sept. 14	@Notre Dame
Sept. 21	West Virginia
Sept. 28	North Carolina State
Oct. 5	Minnesota
Oct. 12	@Penn State
Oct. 19	Ohio State
Nov. 2	@Wisconsin
Nov. 9	Michigan
Nov. 16	@Northwestern
Nov. 23	Indiana

Minnesota

NOV. 9 @ MADISON



School facts

Location: Minneapolis, MN
Enrollment: 39,000
Nickname: Golden Gophers
Colors: Maroon & Gold
Conference: Big Ten
Facility: Humphrey Metrodome
Capacity: 63,669

Coaching staff

Head Coach: Jim Wacker
Alma Mater: Valparaiso '60
Office: (612) 624-6004
At UM: 12-32-4 (4 yrs.)
Career: 156-123-3 (25 yrs.)

Sports information

SID: Marc Ryan
Office: (612) 625-4090
Home: (612) 722-4504
Fax: (612) 625-0359
Assistant: Bill Crumley
Assistant: Brad Ruitter

Squad information

1995 overall: 3-8
1995 Big Ten: 1-7 (10th)
Offense: One-back
Defense: Multiple 3-4
Lettermen returning: 36
Lettermen lost: 17
Starters returning: 11
Starters lost: 11

Series record

All-time: UM leads 57-40-8
At Madison: UW leads 23-22-6
At Minneapolis: UM leads 35-17-2
Series scores on page 236

The Outlook

The Golden Gophers won just one Big Ten game in '95 despite having one of the circuit's top offenses. Cory Sauter is again the QB after setting a school record with 2,600 yards passing. His targets include Ryan Thelwell and Tutu Atwell, who combined for 1,510 receiving yards. Only two starting linemen return, and Minnesota must replace tailback Chris Darkins (825 yards). The problems at the UM have been on defense. Coordinator Tim Rose returns eight starters from the league's worst defense. Three of those starters return on the line and in the secondary.

Top Returnees

Rushing: Javon Jackson (43 att., 201 yards, 1 TD); **Passing:** Cory Sauter (204-of-338, 2,600 yards, 18 TD); **Receiving:** Ryan Thelwell (58 rec., 775 yards, 6 TD); **Tackles:** Crawford Jordan (36 solo, 22 asst., 58 total)

Series Notes

The Badger-Golden Gopher series is the most-played rivalry (105) in NCAA Division I history ... the schools have met every season consecutively since 1907 ... the winner of the game receives the Paul Bunyan Axe ... the Badgers have a 24-22-6 mark in Madison, including seven wins in the last 11 ... the schools have divided 26 games since 1970 ... Alvarez is 3-3 vs. Minnesota, and Wacker is 2-2 against Wisconsin.

Top UW Performers vs. Minnesota

Rushing: Billy Marek (43 att., 304 yards in 1974); **Passing:** Darrell Bevell (31-of-48, 432 yards in 1993); **Receiving:** Lee DeRamus (9 rec., 156 yards in 1993)

1995 Results (3-8)

Sept. 16	Ball State	W	31-7
Sept. 23	@Syracuse	L	17-27
Sept. 30	Arkansas State	W	55-7
Oct. 7	Purdue	W	39-38
Oct. 14	Northwestern	L	17-27
Oct. 21	@Michigan State	L	31-34
Oct. 28	@Michigan	L	17-52
Nov. 4	Ohio State	L	21-49
Nov. 11	Wisconsin	L	27-34
Nov. 18	@Illinois	L	14-48
Nov. 25	@Iowa	L	3-45

1996 Schedule

Sept. 7	@NE Louisiana
Sept. 14	Ball State
Sept. 21	Syracuse
Oct. 5	@Purdue
Oct. 12	@Northwestern
Oct. 19	Michigan State
Oct. 26	Michigan
Nov. 2	@Ohio State
Nov. 9	@Wisconsin
Nov. 16	Illinois
Nov. 23	Iowa

Iowa

NOV. 16 @ IOWA CITY



School facts

Location: Iowa City, IA
Enrollment: 27,000
Nickname: Hawkeyes
Colors: Old Gold & Black
Conference: Big Ten
Stadium: Kinnick
Capacity: 70,397

Coaching staff

Head Coach: Hayden Fry
Alma Mater: Baylor '51
Office: (319) 335-8945
At Iowa: 124-73-6 (17 yrs.)
Career: 213-162-10 (34 yrs.)

Sports information

SID: Phil Haddy
Office: (319) 335-9411
Home: (319) 351-3012
Fax: (319) 335-9417
Assistant: Steve Roe

Squad information

1995 overall: 8-4
1995 Big Ten: 4-4 (6th)
Offense: Multiple set
Defense: 5-2
Lettermen returning: 39
Lettermen lost: 19
Starters returning: 14
Starters lost: 8

Series record

All-time: UI leads 35-34-2
At Madison: UW leads 22-15-1
At Iowa City: UI leads 20-12-1
Series scores on page 235

The Outlook

Optimism is running high for the Iowa football program with the return of 14 starters from the Hawkeyes' surprising Sun Bowl champions. Sedrick Shaw, a two-time 1,000-yard rusher, and Matt Sherman (2,546 yards passing) key an explosive offense. Tim Dwight is an exciting return man and receiver. Only two linemen return. An experienced secondary highlights the defense. Plez Atkins led the Big Ten in interceptions. Tackle Jared DeVries topped the club in tackles for loss and linebacker Vernon Rollins was the second-leading tackler as a freshman. All-Big Ten punter Nick Gallery (45.3 average) also returns.

Top Returnees

Rushing: Sedrick Shaw (316 att., 1,477 yards, 15 TD); **Passing:** Matt Sherman (170-of-295, 2,546 yards, 14 TD); **Receiving:** Tim Dwight (46 rec., 816 yards, 9 TD); **Tackles:** Vernon Rollins (44 solo, 56 asst., 100 total)

Series Notes

Iowa's win at Madison last fall gave the Hawkeyes their first lead (35-34-2) in series history ... a tie in 1984 is the only game Iowa has failed to win vs. the UW since 1976 ... the Badgers' last victory at Iowa City was a 28-15 decision in 1974 ... Iowa is the only Big Ten team that Alvarez has not defeated ... Alvarez is 0-4 vs. Iowa, and Fry is 14-0-1 vs. UW ... Alvarez was Fry's linebackers coach from 1979-86.

Top UW Performers vs. Iowa

Rushing: Billy Marek (34 att., 206 yards in 1974); **Passing:** Darrell Bevell (35-of-51, 352 yards in 1995); **Receiving:** Matt Nyquist (13 rec., 140 yards in 1995)

1995 Results (8-4)

Sept. 9	Northern Iowa	W	34-13
Sept. 16	@Iowa State	W	27-10
Sept. 30	New Mexico State	W	59-21
Oct. 7	@Michigan State	W	21-7
Oct. 14	Indiana	W	22-13
Oct. 21	Penn State	L	27-41
Oct. 28	@Ohio State	L	35-56
Nov. 4	Illinois	L	7-26
Nov. 11	@Northwestern	L	20-31
Nov. 18	@Wisconsin	W	33-20
Nov. 25	Minnesota	W	45-3
Dec. 29	*Washington	W	38-18

* — Sun Bowl

1996 Schedule

Sept. 7	Arizona
Sept. 14	Iowa State
Sept. 21	@Tulsa
Oct. 5	Michigan State
Oct. 12	@Indiana
Oct. 19	@Penn State
Oct. 26	Ohio State
Nov. 2	@Illinois
Nov. 9	Northwestern
Nov. 16	Wisconsin
Nov. 23	@Minnesota

Illinois



NOV. 23 @ CHAMPAIGN



School facts

Location: Champaign, IL
Enrollment: 36,000
Nickname: Fighting Illini
Colors: Orange & Blue
Conference: Big Ten
Facility: Memorial
Capacity: 70,904

Coaching staff

Head Coach: Lou Tepper
Alma Mater: Rutgers '67
Office: (217) 333-1400
At UI: 23-22-2 (4 yrs.)
Career: 23-22-2 (4 yrs.)

Sports information

SID: Dave Johnson
Office: (217) 333-1391
Home: (217) 344-5355
Fax: (217) 333-5540
Assistant: Kent Brown

Squad information

1995 overall: 5-5-1
1995 Big Ten: 3-4-1 (T7th)
Offense: Pro Style
Defense: Multiple Reduction
Lettermen returning: 38
Lettermen lost: 18
Starters returning: 15
Starters lost: 7

Series record

All-time: UI leads 33-26-7
At Madison: Tied 15-15-4
At Champaign: UI leads 18-10-3
At Milwaukee: UW leads 1-0
Series scores on page 235

The Outlook

The Fighting Illini were second overall in the Big Ten in defense last year, but it might be a challenge to match those numbers with the loss of all-Americans Kevin Hardy and Simeon Rice. The key returnees on defense are LB Dennis Stallings (130 tackles), DB Trevor Starghill and NT Paul Marshall. Scott Weaver finally gets full-time duty at quarterback after sharing the position for three seasons. Robert Holcombe (1,051 yards) and Ty Douthard (27 receptions) are good runners. Jason Dulick caught 36 passes as a junior. Three offensive linemen are back in the fold topped by senior Chris Koerwitz.

Top Returnees

Rushing: Robert Holcombe (264 att., 1,051 yards, 5 TD); **Passing:** Scott Weaver (55-of-103, 629 yards, 3 TD); **Receiving:** Jason Dulick (36 rec., 453 yards, 3 TD); **Tackles:** Dennis Stallings (90 solo, 40 asst., 130 total)

Series Notes

The 3-3 tie in 1995 gave Wisconsin a 2-0-1 mark against the Fighting Illini since 1993 ... prior to that, Illinois had won 11 of 12 meetings ... Wisconsin's all-time record in Champaign is 10-18-3 ... the Badgers' last win in Champaign was a 35-10 triumph in 1993 ... prior to that victory, UW had not won at Illinois since a 29-17 win in 1970 ... Alvarez is 2-3-1 against Illinois, and Tepper is 1-2-1 vs. Wisconsin.

Top UW Performers vs. Illinois

Rushing: Billy Marek (39 att., 189 yards in 1975); **Passing:** Mike Howard (16-of-28, 248 yards in 1984); **Receiving:** Pat Richter (9 rec., 170 yards in 1961)

1995 Results (5-5-1)

Sept. 2	Michigan	L	14-38
Sept. 9	@Oregon	L	31-34
Sept. 16	Arizona	W	9-7
Sept. 23	East Carolina	W	7-0
Oct. 7	@Indiana	W	17-10
Oct. 14	Michigan State	L	21-27
Oct. 28	Northwestern	L	14-17
Nov. 4	@Iowa	W	26-7
Nov. 11	@Ohio State	L	3-41
Nov. 18	Minnesota	W	48-14
Nov. 25	@Wisconsin	T	3-3

1996 Schedule

Aug. 31	@Michigan
Sept. 7	USC
Sept. 14	@Arizona
Sept. 21	Akron
Oct. 5	Indiana
Oct. 12	@Michigan State
Oct. 26	@Northwestern
Nov. 2	Iowa
Nov. 9	Ohio State
Nov. 16	@Minnesota
Nov. 23	Wisconsin

Hawaii

NOV. 30 @ HONOLULU



School facts

Location: Honolulu, HI
Enrollment: 19,062
Nickname: Rainbow Warriors
Colors: Green & White
Conference: Western Athletic
Facility: Aloha Stadium
Capacity: 50,000

Coaching staff

Head Coach: Fred vonAppen
Alma Mater: Linfield '64
Office: (808) 956-6508
At UH: first year
Career: first year

Sports information

SID: Lois Manin
Office: (808) 956-7523
Home: (808) 537-6264
Fax: (808) 956-4470
Assistant: Markus Owens

Squad information

1995 overall: 4-8
1995 WAC: 2-6 (9th)
Offense: Pro Set
Defense: Multiple
Lettermen returning: 44
Lettermen lost: 21
Starters returning: 12
Starters lost: 10

Series record

All-time: tied at 1-1
At Madison: UW leads 1-0
At Honolulu: UH leads 1-0
Series scores on page 235

The Outlook

Hawaii has undergone many changes in its football program including the appointment of Fred vonAppen as coach. Hawaii, which averaged 224 yards rushing last season, has dropped its option attack for a pro-style passing attack. Two QBs return but both were recruited to run the option. The offensive line has five players with starting experience. Leading receiver Eddie Klaneski is now on defense. There are open auditions at running back. Eight starters have departed from a defense which surrendered 33.4 points per game. LB Punahou Aina is the top returning tackler (78) and Doe Henderson is back after a back injury to key the secondary.

Top Returnees

Rushing: Johnny Macon (107 att., 378 yards, 6 TD); **Passing:** Johnny Macon (68-of-152, 985 yards, 6 TD); **Receiving:** Eddie Klaneski (36 rec., 513 yards, 1 TD); **Tackles:** Punahou Aina (46 solo, 32 asst., 78 total)

Series Notes

The schools have split two previous meetings ... the Rainbow Warriors picked up a 20-17 win in 1986, and the Badgers won 28-7 in Madison the following season ... both games were season openers ... Wisconsin is 5-4 all-time vs. teams currently in the WAC ... Alvarez and vonAppen have never faced each other ... Alvarez was an assistant on an Iowa staff that defeated Hawaii 17-6 in 1984.

Top UW Performers vs. Hawaii

Rushing: Marvin Artley (14 att., 120 yards in 1987); **Passing:** Bud Keyes (7-of-13, 69 yards in 1987); **Receiving:** Dan Howell (4 rec., 48 yards in 1987)

1995 Results (4-8)

Sept. 2	Texas	L	17-38
Sept. 16	@Wyoming	L	6-52
Sept. 23	UTEP	W	42-21
Sept. 30	@UNLV	W	58-30
Oct. 14	@New Mexico	L	10-24
Oct. 21	Central Florida	W	45-14
Oct. 28	@Brigham Young	L	7-45
Nov. 4	Fresno State	W	42-37
Nov. 11	@Colorado State	L	0-22
Nov. 18	San Diego State	L	10-49
Nov. 25	Air Force	L	28-45
Dec. 2	Oklahoma State	L	20-24

1996 Schedule

Aug. 31	Boston College
Sept. 7	Ohio
Sept. 14	@Wyoming
Sept. 21	Boise State
Sept. 28	@Fresno State
Oct. 5	Colorado State
Oct. 12	@San Diego State
Oct. 19	UNLV
Oct. 26	@Air Force
Nov. 9	San Jose State
Nov. 16	Brigham Young
Nov. 30	Wisconsin

Big Ten Schedule

WHO WON'T PLAY WHO

ILLINOIS ... Penn State and Purdue
 INDIANA ... Minnesota and Wisconsin
 IOWA ... Michigan and Purdue
 MICHIGAN ... Iowa and Wisconsin
 MICH. ST.... N'western and Ohio St.
 MINNESOTA ... Indiana and Penn State
 N'WESTERN ... Mich. St. and Ohio St.
 OHIO STATE ... Mich. St. and N'western
 PENN STATE ... Illinois and Minnesota
 PURDUE ... Illinois and Iowa
 WISCONSIN ... Indiana and Michigan

August 31

Illinois @ Michigan
 Purdue @ Michigan State

September 7

Indiana @ Toledo
 Arizona @ Iowa
 Northwestern @ Wake Forest
 Michigan State @ Nebraska
 Minnesota @ Pacific
 USC @ Illinois
 Rice @ Ohio State
 Louisville @ Penn State
 Eastern Michigan @ Wisconsin

September 14

Illinois @ Arizona
 Miami (OH) @ Indiana
 Iowa State @ Iowa
 Michigan @ Colorado
 Ball State @ Minnesota
 Northwestern @ Duke
 Northern Illinois @ Penn State
 Purdue @ Notre Dame
 Wisconsin @ UNLV

September 21

Akron @ Illinois
 Indiana @ Kentucky
 Iowa @ Tulsa
 Boston College @ Michigan
 Louisville @ Michigan State
 Syracuse @ Minnesota
 Ohio @ Northwestern
 Pittsburgh @ Ohio State
 Penn State @ Temple
 West Virginia @ Purdue
 Stanford @ Wisconsin

September 28

Northwestern @ Indiana
 Penn State @ Wisconsin
 UCLA @ Michigan
 Eastern Michigan @ Michigan State
 Ohio State @ Notre Dame
 North Carolina State @ Purdue

October 5

Indiana @ Illinois
 Michigan @ Northwestern
 Michigan State @ Iowa
 Minnesota @ Purdue
 Penn State @ Ohio State

October 12

Illinois @ Michigan State
 Iowa @ Indiana
 Minnesota @ Northwestern
 Wisconsin @ Ohio State
 Purdue @ Penn State

October 19

Indiana @ Michigan
 Iowa @ Penn State
 Michigan State @ Minnesota
 Northwestern @ Wisconsin
 Ohio State @ Purdue

October 26

Illinois @ Northwestern
 Penn State @ Indiana
 Ohio State @ Iowa
 Michigan @ Minnesota
 Wisconsin @ Michigan State

November 2

Iowa @ Illinois
 Michigan State @ Michigan
 Minnesota @ Ohio State
 Northwestern @ Penn State
 Purdue @ Wisconsin

November 9

Ohio State @ Illinois
 Indiana @ Michigan State
 Northwestern @ Iowa
 Michigan @ Purdue
 Minnesota @ Wisconsin

November 16


Illinois @ Minnesota
 Ohio State @ Indiana
 Wisconsin @ Iowa
 Penn State @ Michigan
 Purdue @ Northwestern

November 23

Wisconsin @ Illinois
 Indiana @ Purdue
 Iowa @ Minnesota
 Michigan @ Ohio State
 Michigan State @ Penn State

November 30

Wisconsin @ Hawaii



Jamie Vanderveldt, who has played guard, tackle and center at Wisconsin, was honorable mention all-Big Ten in 1995.

Media

.....

Media Information

KEY CONTACTS

SID Office: (608) 262-1811
 SID Fax: (608) 262-8184

Steve Malchow, Director

Call with credential requests, interviews for Coach Barry Alvarez and general football information. Home: (608) 238-8199.

Justin Doherty, Associate Director

Call with requests for phone and post-practice interviews with Wisconsin players and game program requests. Home: (608) 833-4811.

Julie Kluge, Assistant Director

Call with requests for photos and assistant coach interviews. Home: (608) 829-1845.

Credentials

Press box — Requests for credentials to cover Wisconsin football should be sent on company letterhead to: Steve Malchow, Sports Information Director, University of Wisconsin, 1440 Monroe Street, Madison, WI 53711. The fax number is (608) 262-8184. Requests should be received at least 10 days in advance of the game.

Credentials will be mailed if time permits. Those passes, which cannot be mailed, will be left with the parking attendant (white vehicle) at Lot 18 (southeast corner of the Stadium across the street from the fire station).

Credentials will be issued according to the following priorities: 1) television and radio stations originating a live broadcast; 2) national publications and newspapers filing for the following day's publication; 3) newspapers designated by the visiting sports information director; 4) television and radio stations covering for nightly news; and 5) other requests, which will be evaluated on a space-available basis. Spouses, dates, non-workers and children are not allowed in the media areas as dictated by the NCAA Media Guidelines book.

Photographers— Sideline credentials will be issued only to accredited photographers and TV reporters / camera operators on assignment. You must display both a credential and an armband prominently to be on the field level. Your game credential alone will not give you access to the sidelines. Armbands can be picked up in the

Reinke Room of the Field House. Flipcards and refreshments are available in the Reinke Room two hours prior to kickoff. Media members cannot shoot between the 25-yard lines. Wisconsin follows NCAA and Big Ten guidelines regarding event photography.

Parking — A very limited number of parking passes are available to working media.

Game-day Services

Media services — Working facilities for the press are located on the fourth level of the Communications Center. Flipcards, notes and programs are delivered to each working location prior to kickoff. A complete statistical package will be available after the game.

Fax service — Final game statistics are entered immediately after the game on the Big Ten's Fax-On-Demand service. If you do not wish to use the Fax-On-Demand service, statistical packets can be faxed to your outlet for \$10 (payable at the time of transmission).

Interviews — With approximately four minutes left in the game, media members will be escorted to the interview areas by Associate SID Justin Doherty. Coach Barry Alvarez meets the media in the McClain Lounge (first floor). Requested players are available in the weight room (lower level of the McClain facility). The Wisconsin locker room is closed to the media.

Phones — Several courtesy phone lines on the first and second rows of the press area (level four of the Communications Center) are available on a first-come, first-served basis. Media requiring their own phones should call Wisconsin Bell (800/447-7738) to order lines.

Releases & Statistics

Big Ten Fax-on-Demand — The Big Ten and its schools provide 24-hour access to the latest press releases, statistics and notes on Big Ten sports. Media members simply call the Fax-On-Demand phone number (available from the Big Ten Office) and request the information they wish to receive. Requested information will be faxed back immediately. Because of this technology, Wisconsin no longer mails its football release.

FAX-ON-DEMAND DIRECTORY

- 3203 Entire release
- 3204 Statistics only
- 3205 Media (Mon.) conference quotes
- 3206 Most recent game stats
- 3207 Most recent game play-by-play

Media Information

Interview Requests

Practices — All practices, including Friday walk-throughs, are closed to the media. Interviews are conducted according to the following guidelines.

Head Coach — Barry Alvarez holds a weekly media conference Mondays at 1 p.m. in the "W" Club Room. Audio cuts from Alvarez' Monday press conference are available after 4 p.m. on Mondays by calling (608) 263-3100 (option 3). Comments from Alvarez' Monday media session are also available through the Fax-on-Demand System. Alvarez is available after practice Tuesday through Friday.

Additionally, Alvarez is available every Tuesday from 11:50-noon CT on the Big Ten Teleconference. *This session is for media use only.*

Players — Badger players can be interviewed during the week on Tuesdays and Wednesdays after practice (approximately 6 p.m.). Phone calls by players to out-of-town media are made at the players' convenience between 7:30-10 p.m. CT on Tuesdays and Wednesdays only. Interviews should be arranged through Associate SID Justin Doherty (608/262-1811) by noon of the day the player is requested. Home numbers will not be made available to the media, and players have been instructed not to conduct interviews when contacted without prior approval. Several players also participate on a teleconference with opponent media for 15 minutes each Wednesday at 1 p.m. CT.

TELECONFERENCE

Throughout the Big Ten football season, media members can gain access to conference coaches on Tuesdays via the Big Ten Teleconference. For the phone number, media members should contact the Big Ten Conference Communications Department at (708) 696-1010.

Each coach will be on the line for 10 minutes according to the schedule below. Questions will be limited to the media from that coaches' Saturday opponent. If time remains after those questions, media members not covering that coaches' game may ask questions. Times listed are central time zone.

11:00-11:10	John Cooper
11:10-11:20	Lloyd Carr
11:20-11:30	Bill Mallory
11:30-11:40	Nick Saban
11:40-11:50	Hayden Fry
11:50-noon	Barry Alvarez
Noon-12:10	Lou Tepper
12:10-12:20	Jim Colletto
12:20-12:30	Joe Paterno
12:30-12:40	Gary Barnett
12:40-12:50	Jim Wacker
12:50-1:00	Big Ten Players of the Week

WORLD WIDE WEB

The latest information on Wisconsin athletics, including media releases and statistics on all sports, is available on the World Wide Web. The address is:

<http://www.wisc.edu/ath/>

SATELLITE FEEDS

Wisconsin football highlights and comments from Coach Barry Alvarez' weekly media conference are available on satellite throughout the season. Media should contact Associate SID Justin Doherty to get coordinates and exact times of the uplink.

Media Services

- **Sunday**
Release on Fax-On-Demand (7 p.m.)
- **Monday**
Alvarez media conference (1 p.m.)
3-4 players at media conference
- **Tuesday**
Alvarez on Big Ten Teleconference
Wisconsin satellite feed
Alvarez interviews after practice
Player interviews after practice
Players make calls to opponent media
- **Wednesday**
2-3 players on teleconference with opponent media
Big Ten satellite feed
Alvarez interviews after practice
Player interviews after practice
Players make calls to opponent media
- **Thursday**
Alvarez interviews after practice
No player interviews
- **Friday**
Alvarez interviews after practice
No player interviews
- **Saturday**
Press box opens 3 hours before kickoff
Stats on Fax-on-Demand after game

Staff Directory

Head Coaches

Jane Albright-Dieterle (Appalachian St., 1981) 263-5506 <i>Women's Basketball</i>
Barry Alvarez (Nebraska, 1969) 262-1861 <i>Football</i>
Dick Bennett (Ripon, 1965) 262-4597 <i>Men's Basketball</i>
John Cook (San Diego, 1979) 263-5670 <i>Volleyball</i>
Barry Davis (Iowa, 1987) 262-4399 <i>Wrestling</i>
Dean Duerst (Wisconsin, 1984) 265-2974 <i>Women's Soccer</i>
Sue Ela (Wisconsin, 1975) 263-6698 <i>Women's Crew</i>
Karen Gallagher (Texas Women's, 1981) 265-6152 <i>Softball</i>
Nick Hansen (Iowa State, 1987) 265-3336 <i>Men's and Women's Swimming</i>
Patti Henderson (Florida State, 1986) 263-6304 <i>Women's Tennis</i>
Randy Jablonic (Wisconsin, 1960) 262-4954 <i>Men's Crew</i>
Pat Klingelhoets (Wisconsin, 1972) 262-0997 <i>Men's Tennis</i>
Jim Launder (UW-Milwaukee, 1974) 262-7749 <i>Men's Soccer</i>
Ed Nuttycombe (VPI, 1978) 262-4397 <i>Men's Track</i>
Jeff Sauer (Colorado College, 1965) 262-3932 <i>Ice Hockey</i>
Martin Smith (Bridgewater, 1974) 262-5729 <i>Men's Cross Country</i>
Peter Tegen (Koln, 1965) 263-5109 <i>Women's Track & Cross Country</i>
Dennis Tiziani (Northland, 1964) 249-1000 <i>Men's & Women's Golf</i>

The Area Code for the
above phone numbers is

(608)

Administration

Pat Richter (Wisconsin, 1964) 262-5068 <i>Director of Athletics</i>
Alan Fish (Luther, 1973) 262-3157 <i>Assoc. AD/Administrative Officer</i>
Cheryl Marra (Slippery Rock, 1977) 263-3214 <i>Assoc. AD/Sports Administrator</i>
Nancy Seifert (Wisconsin, 1974) 262-5449 <i>Chief Financial Officer</i>
Vince Sweeney (Wisconsin, 1979) 262-5583 <i>Assoc. AD/External Relations</i>

Sports Information

Steve Malchow (Iowa, 1983) 262-1811 <i>Director of Sports Information</i>
Justin Doherty (Michigan State, 1988) 262-1811 <i>Associate Director of Sports Information</i>
Julie Kluge (Wisconsin, 1988) 262-1811 <i>Assistant Director of Sports Information</i>

Departments

Anthony Adams (Rhode Island, 1989) 265-2973 <i>Compliance Coordinator</i>
Jim Bakken (Wisconsin, 1963) 262-0119 <i>Director of Community Relations</i>
John Dettmann (UW-Oshkosh, 1983) 262-5613 <i>Strength & Conditioning Coordinator</i>
Barry Fox (Wisconsin, 1974) 262-3631 <i>Superintendent of Buildings & Grounds</i>
Dennis Helwig (Wisconsin, 1974) 262-3798 <i>Head Athletic Trainer</i>
Scott Jenkins (Wisconsin, 1985) 262-7974 <i>Facilities Coordinator</i>
Duane Kleven (Wisconsin, 1961) 262-0553 <i>Director of Special Events</i>
John Kvatek (Miami, Ohio, 1995) 265-6147 <i>Video Coordinator</i>
Jim McCormick (Western Michigan, 1988) 262-3789 <i>Equipment Manager</i>
Jim Roberts (North Dakota State, 1979) 262-5100 <i>Technical Systems Coordinator</i>
John Sheffield (Florida State, 1975) 262-1600 <i>Director of Ticket Operations</i>
Mike Unitan (Wisconsin, 1992) 262-1812 <i>Director of Marketing & Promotions</i>
Alan Zussman (Wisconsin, 1969) 262-0748 <i>Academic Affairs Director</i>

Primary Media

Television

Jeff Lenzen
WISC (Ch. 3)
7025 Raymond Road
Madison, WI 53719
Phone: (608) 276-7400
Fax: (608) 271-0800
COACHES' SHOW: fb & bb

Craig Coshun
WMTV (Ch. 15)
615 Forward Drive
Madison, WI 53711
Phone: (608) 274-7817
Fax: (608) 271-5194

Jay Wilson
WKOW (Ch. 27)
P.O. Box 100
Madison, WI 53701
Phone: (608) 274-6118
Fax: (608) 274-9569

Dennis Krause
WTMJ (Ch. 4)
720 E. Capital Drive
Milwaukee, WI 53201
Phone: (414) 332-9611
Fax: (414) 223-5466

Tom Pipines
WITI (Ch. 6)
9001 N. Green Bay Road
Milwaukee, WI 53217
Phone: (414) 355-6215
Fax: (414) 362-2141

Tom Sutton
WISN (Ch. 12)
P.O. Box 402
Milwaukee, WI 53201
Phone: (414) 342-8812
Fax: (414) 342-7505

Deb Piper
WHA (Ch. 21)
821 University Avenue
Madison, WI 53706
Phone: (608) 263-2121
Fax: (608) 263-9763
DELAY BROADCAST: fb & bb

Wire Services

Arnie Stapleton
Associated Press (Milw.)
918 N. Fourth Street
Milwaukee, WI 53203
Phone: (414) 271-0158
Fax: (414) 225-3599

Sharon Theimer
Associated Press (Mad.)
1901 Fish Hatchery Road
Madison, WI 53713
Phone: (608) 258-9235

Radio

Matt Lepay (play-by-play)
Brian Posick
WIBA
P.O. Box 99
Madison, WI 53701
Phone: (608) 274-5450
Fax: (608) 274-5521
FLAGSHIP: fb & bb

Van Stoutt
WHIT
5024 E. Lacy Road
Madison, WI 53711
Phone: (608) 271-6611
DELAY BROADCAST: fb & bb

Sports Director
WTMJ
720 E. Capitol Drive
Milwaukee, WI 53201
Phone: (414) 332-9611

Dick Wheeler
Wheeler News Service
121 E. Main Street, Ste. 300
Madison, WI 53703
Phone: (608) 257-2614

Print

Andy Baggot (fb)
Vic Feuerherd (fb & bb)
Wisconsin State Journal
P.O. Box 8058
Madison, WI 53708
Phone: (608) 252-6165
Fax: (608) 252-6119

Michael Hunt (fb)
Dennis Chaptman (bb)
Milwaukee Journal Sentinel
202 State Street, Ste. 202
Madison, WI 53703
Phone: (608) 258-2271
Fax: (608) 258-2279

Mike Lucas (fb & bb)
Capital Times
P.O. Box 8060
Madison, WI 53708
Phone: (608) 252-6474
Fax: (608) 252-6445

Jeff Potrykus (fb & bb)
Badger Plus
202 State Street, Ste. 202
Madison, WI 53703
Phone: (608) 258-2271

Pat Stiegman (fb & bb)
On Wisconsin
5702 Bellows Circle
Madison, WI 53716
Phone: (414) 225-5017
sports.editor@onwis.com

Sports Editor
Badger Herald
550 State Street
Madison, WI 53703
Phone: (608) 257-4712, ext. 26

Sports Editor
Daily Cardinal
Vilas Hall
Madison, WI 53706
Phone: (608) 262-5857

Chuck Carlson
Appleton Post-Crescent
306 W. Washington
Appleton, WI 54912
Phone: (414) 733-4411

Jim Swenson
Dubuque Telegraph-Herald
Eighth & Bluff Streets
Dubuque, IA 52001
Phone: (319) 588-5611

Tad Reeve
Eau Claire Leader-Telegram
701 S. Farewell Street
Eau Claire, WI 54702
Phone: (715) 833-9208

Kevin Isaacson
Green Bay Press-Gazette
435 E. Walnut Street
Green Bay, WI 54307
Phone: (414) 435-4411

Dave Wedeward
Janesville Gazette
One S. Parker Drive
Janesville, WI 53547
Phone: (608) 754-3311

Paul McKillip
Kenosha News
715 58th Street
Kenosha, WI 53141
Phone: (414) 657-1000


Art Kabelowsky
La Crosse Tribune
401 N. Third Street
La Crosse, WI 54601
Phone: (608) 782-9710

Joe Dill
Oshkosh Northwestern
P.O. Box 2926
Oshkosh, WI 54903
Phone: (414) 235-7700


Ken Merrill
Racine Journal-Times
212 Fourth Street
Racine, WI 53403
Phone: (414) 634-3322

Steve Rupp
Wausau Daily Herald
P.O. Box 1286
Wausau, WI 54402
Phone: (715) 842-2101

Radio Coverage



Matt Lepay



Mike Lucas

For the third straight year, exclusive radio coverage of Badger football will be heard on the 43-station Wisconsin Radio Network. The University Athletic Department and Learfield Communications entered into an agreement for radio broadcast rights for Wisconsin football and basketball prior to the 1994 season.

WIBA (1310 AM) and WOLX (94.9 FM) are the rights holders in the Madison market, and WTMJ (620 AM) carries the games in Milwaukee (see the accompanying affiliates list for the station in your area).

Entering his third season as football play-by-play announcer is Matt Lepay. He has called Badger basketball the past eight seasons. A 1984 graduate of Ohio State, Lepay was Sports Director at WTSO in Madison before joining WIBA in 1994. He previously served as Sports Director at WNCI in Columbus, and prior to that worked at stations in Athens and Piqua, Ohio.

Joining Lepay on broadcasts for both football and basketball is Mike Lucas, long-time sports columnist at the *Capital Times*. Lucas, who worked on the broadcast team for Wisconsin's delay TV package before assuming color commentary duties on the radio, also provides daily sports commentaries on WIBA.

LISTENING TO BADGER FOOTBALL ON RADIO

Just dial 800-846-4700, punch in #5395 (Wisconsin's code), and listen to live radio broadcasts of Badger football in 1996. The service is provided by TRZ Teamline. Fans, regardless of locale, can listen to exciting Wisconsin play-by-play every week. A valid VISA or MasterCard is required.

BADGER RADIO AFFILIATES

City	Station	Frequency
Amery	WXCE	1260 am
Antigo	WRLO	105.3 fm
Appleton	WHBY	1150 am
Ashland	WATW	1400 am
Ashland	WBSZ	93.3 fm
Beaver Dam	WBEV	1430 am
Beaver Dam	WXRO	95.3 fm
Beloit	WBEL	1380 am
Berlin	WISS	1090 am/102.3 fm
Black River Falls	WWIS	1260 am/99.7 fm
Dodgeville	WDMP	810 am
Duluth, Minn.	WDSM	710 am
Eau Claire	WBIZ	1400 am
Fond du Lac	KFIZ	107.1 fm
Green Bay	WNFL	1440 am
Hayward	WRLS	92.3 fm
Janesville	WCLO	1230 am
Kenosha	WLIP	1050 am
La Crosse	WKBH	1570 am/105.5 fm
Lancaster	WLGR	1280 am/97.7 fm
Madison	WIBA	1310 am
Madison	WOLX	94.9 fm
Manitowoc	WOMT	1240 am
Mauston	WRJC	1270 am
Medford	WIGM	1490 am/99.3 fm
Milwaukee	WTMJ	620 am
Monroe	WEKZ	1260 am
Platteville	WTOQ	1590 am
Portage	WPDR	1350 am
Prairie du Chien	WPRE	980 am/94.3 fm
Reedsburg	WRDB	1400 am
Rhineland	WOBT	1240 am
Rice Lake	WJMC	1240 am
Richland Center	WRCO	1450 am/100.9 fm
River Falls	WEVR	1550 am/106.3 fm
Shawano	WTCH	960 am/99.3 fm
Sheboygan	WHBL	1330 am
Sparta	WKLJ	1290 am
Spencer	WOSQ	92.3 fm
Stevens Point	WSPO	1010 am/104.9 fm
Sturgeon Bay	WDOR	910 am/93.9 fm
Viroqua	WVRQ	1360 am/102.3 fm
Waupaca	WDUX	800 am/92.7 fm
Wausau	WSAU	550 am
West Bend	WBKU	1470 am
Wisconsin Rapids	WFHR	1320 am

Television Coverage


Badgers on Television

The resurgence of Wisconsin football has dramatically increased live television exposure for the Badgers. With the help of conference TV agreements with ESPN and ABC, the Badgers have appeared on national or regional television 23 times in the last three seasons.

Most Wisconsin games will be selected for live television coverage again this fall, but those schedules are not released until 1-2 weeks prior to each game.


For the 21st consecutive season, Badger home football games will be televised on a delayed basis by Wisconsin Public Television. Veteran broadcaster Van Stoutt of WHIT-Radio is the play-by-play announcer. Pat Stiegman sports editor of On Wisconsin, the *Milwaukee Journal Sentinel* on-line service, handles color commentary.

Broadcast across the state educational network, Badger football replays air Saturdays at 10:30 p.m. The network includes WHA-Madison (channel 21 or cable channel 11), WPNE-Green Bay, WLEF-Park Falls, WHWC-Menomonie, WHLA-La Crosse, WHRM-Wausau and WMVT-Milwaukee.



Barry Alvarez Television Show

The "Barry Alvarez Television Show," produced by WISC-TV (channel 3 or cable channel 9) in Madison, is a 30-minute program of highlights, interviews and features on Badger football. Seven stations — WISC-Madison (11 a.m.), WISN-Milwaukee (11 a.m.), WSAW-Wausau (11 a.m.), WFRV-Green Bay (11 a.m.), WXOW-La Crosse (11:00 p.m.), WQOW-Eau Claire (11:00 p.m.) and WJMN-Marquette, Mich. (11 a.m.) — show the program each Sunday throughout the season.



Sports Information



Steve Malchow

Steve Malchow is in his seventh season as Director of Sports Information at the University of Wisconsin. He is in charge of publicity for all 11 Badger men's sports programs.

Malchow worked from 1979-89 at Iowa as a student, graduate and full-time assistant in the Sports Information Office before accepting his post at the UW-Madison.

He is a member of the College Sports Information Directors of America (CoSIDA), which has honored more than 35 of his press guides for excellence. His 1985 football and basketball books at Iowa were rated first and second in the nation, respectively.

The 1983 graduate of Iowa earned degrees in marketing, journalism and management sciences. He is a member of the College Football and Basketball Writer's Associations. A native of Sioux City, Iowa, Steve is single and resides in Madison.



Justin Doherty

Justin Doherty begins his second year as Associate Sports Information Director at Wisconsin after two-and-a-half years as SID at North Dakota.

Doherty coordinates media relations for men's basketball and assists with football. He serves as editor of the football and basketball game programs and oversees sports information tasks for golf, tennis and swimming.

At UND he directed publicity efforts for a 15-sport athletics program. Prior to that assignment, Doherty was assistant SID at Northern Michigan (1990-92). He was sports editor at the *Marshall (Mich.) Chronicle* for eight months after earning a bachelor's degree in journalism from Michigan State. He was a student assistant in the MSU sports information office from 1984-89.

A native of Southfield, Mich., Doherty and his wife, Martha, have a daughter (Erin).



Julie Kluge


Julie Kluge is in her seventh campaign as a full-time member of the UW Sports Information staff. She has worked for the Department of Athletics since 1984.

Kluge directs publicity for the Badgers' nationally recognized hockey, cross country and track teams. She assists with Wisconsin football. The 1988 graduate of Wisconsin has B.S. degrees in zoology and secondary education.

Kluge is editor of both the Wisconsin hockey media guide and game program. Her cross country and hockey media guides have earned national distinction from CoSIDA.

She was an assistant director in the publicity office of the Western Collegiate Hockey Association (1989) and has worked for the NCAA at its national hockey championship.

A native of Benton, Wis., Julie is single and lives in Madison.



Dan Meyer

DIRECTORY

Sports Information
1440 Monroe Street
Madison, WI 53711
Phone: (608) 262-1811
Fax: (608) 262-8184

Steve Malchow
Director

Justin Doherty
Associate Director

Julie Kluge
Assistant Director

Dan Meyer
Intern

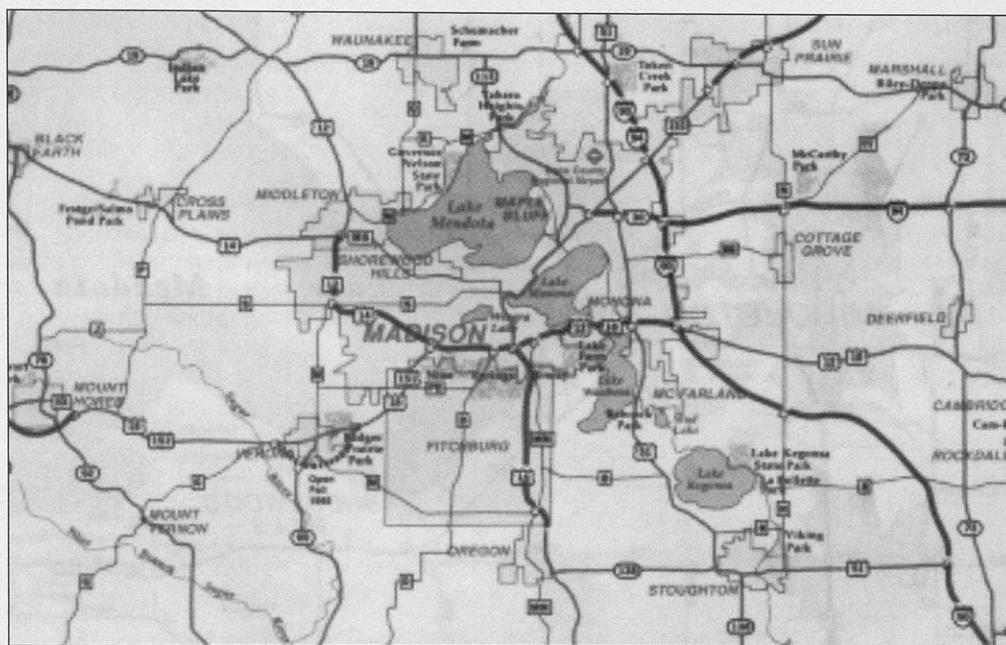
Barb Wyatt
Secretary

Britt Kinder
Steve Mann
Jeff Trexel
Student Assistants

Athletic Department
(608) 262-1866

Football Office
(608) 262-1861

Area Map



Directions to Camp Randall Stadium

From the Dane County Airport — Exit airport via International Lane to Packers Avenue (Hwy. 113). Turn left on Packers Avenue, which changes to Pennsylvania Avenue, Johnson Street, Gorham Street and then University Avenue. Stay on University Avenue through campus until Randall Avenue (look for Milan's Sub Shop and McDonald's on the left side of University). Turn left on Randall Avenue. Go approximately three blocks until Randall forks. Take the right fork (Monroe Street). The Stadium is located on the right side on Monroe Street.

From west and I-90/94 (from Minneapolis) — Take I-90/94 to Highway 151 South (East Washington Avenue). Continue on East Washington Avenue to the State Capitol Building. Turn right on Webster Street and complete half a square around the Capitol (Webster to Dayton to Fairchild). Turn right on West Washington Avenue. Follow West Washington to Regent Street. Turn right onto Regent Street. Follow Regent to the Stadium.

From south and I-90 (from Chicago) — Take I-90 to the Madison beltline (Highway 12/18). West on the beltline to Park Street (Hwy. 151). Exit right (north). Take Park Street to Regent Street. Turn left on Regent Street, then approximately six blocks to Camp Randall Stadium.

From east and I-94 (from Milwaukee) — Take I-94 to Highway 30 West. Take Highway 30 to its end at Highway 113 South. Turn left onto 113 South, which becomes Packers/Pennsylvania Avenue. Continue on Packers/Pennsylvania Avenue, which changes to Johnson Street, Gorham Street and then University Avenue. Stay on University Avenue through campus until Randall Avenue (look for Milan's Sub Shop and McDonald's on the left side of University). Turn left on Randall Avenue. Go approximately three blocks until Randall forks. Take the right fork (Monroe Street). Camp Randall Stadium is located on the right side on Monroe Street.

'96-97 Bowl Schedule

Builders Square Alamo Bowl

Dec. 29, 1996 at 7 p.m. (ESPN)
 Alamodome (65,000)
 San Antonio, TX
 Big Ten (#4) vs. Big 12 (#4)

Carquest Bowl

Dec. 27, 1996 at 6:30 p.m. (TBS/Raycom)
 Joe Robbie Stadium (73,000)
 Fort Lauderdale, FL
 Big East (#3) vs. ACC (#4)

CompUSA Florida Citrus Bowl

January 1, 1997 at 12 p.m. (ABC)
 Florida Citrus Bowl Stadium (70,349)
 Orlando, FL
 Big Ten (#2) vs. SEC (#2)

Copper Bowl

December 27, 1996 at 8 p.m. (ESPN)
 Arizona Stadium (57,000)
 Tucson, AZ
 WAC (#2) vs. Big 12 (#5)

Cotton Bowl Classic

January 1, 1997 at 12:30 p.m. (CBS)
 Cotton Bowl (68,252)
 Dallas, TX
 Big 12 (#2) vs. WAC (#1) or Pac-10 (#2)

FedEx Orange Bowl

December 31, 1996 at 7 p.m. (CBS)
 Joe Robbie Stadium (68,252)
 Miami, FL
 Alliance (#4) vs. Alliance (#6)

Haka Bowl

December 26, 1996 at 7 p.m. (ESPN)
 Eden Park (50,000)
 Auckland, New Zealand
 Pac-10 (#3) vs. At-Large

Jeep Eagle Aloha Bowl

Dec. 25, 1996 at 2:30 p.m. (ABC)
 Aloha Stadium (30,000)
 Honolulu, HI
 Big 12 (#6) vs. Pac-10 (#4)

Las Vegas Bowl

Dec. 19, 1996 at 8:30 p.m. (ESPN)
 Sam Boyd Stadium (32,000)
 Las Vegas, NV
 Big West (#1) vs. MAC (#1)

Nokia Sugar Bowl

January 2, 1997 at 7 p.m. (ABC)
 Louisiana Superdome (73,615)
 New Orleans, LA
 Alliance (#1) vs. Alliance (#2)

Norwest Bank Sun Bowl

December 31, 1996 at 1:30 p.m. (CBS)
 Sun Bowl Stadium (51,270)
 El Paso, TX
 Big Ten (#5) vs. Pac-10 (#5)

Outback Bowl

January 1, 1997 at 10 a.m. (ESPN)
 Tampa Stadium (74,350)
 Tampa, FL
 Big Ten (#3) vs. SEC (#3)

Peach Bowl

December 28, 1996 at 7 p.m. (ESPN)
 Georgia Dome (71,228)
 Atlanta, GA
 ACC (#3) vs. SEC (#4)

Plymouth Holiday Bowl

December 30, 1996 at 7 p.m. (ESPN)
 Jack Murphy Stadium (62,400)
 San Diego, CA
 Big 12 (#3) vs. WAC (#1) or Pac-10 (#2)

Poulan/Weed Eater Independence Bowl

December 31, 1996 at 3 p.m. (ESPN)
 Independence Stadium (50,459)
 Shreveport, LA
 SEC (#5) vs. At-large

Rose Bowl

January 1, 1997 at 4 p.m. (ABC)
 Rose Bowl (98,252)
 Pasadena, CA
 Big Ten (#1) vs. Pac-10 (#1)

St. Jude Liberty Bowl

December 27 or 28, 1996 (ESPN)
 Liberty Bowl Stadium (63,068)
 Memphis, TN
 Conference USA (#1) vs. Big East (#4)

Tostitos Fiesta Bowl

January 1, 1997 at 7:30 p.m. (CBS)
 Sun Devil Stadium (73,440)
 Tempe, AZ
 Alliance (#3) vs. Alliance (#5)

Toyota Gator Bowl

January 1, 1997 at 11:30 p.m. (NBC)
 Gator Bowl (76,976)
 Jacksonville, FL
 ACC (#2) vs. Big East (#2)

All times are central standard time. The above schedules are subject to changes.

Future Schedules

1997

Sept. 6 Boise State
 Sept. 13 at San Jose State
 Sept. 20 San Diego State
 Sept. 27 Indiana
 Oct. 4 at Northwestern
 Oct. 11 Illinois
 Oct. 18 at Purdue
 Oct. 25 at Minnesota
 Nov. 8 Iowa
 Nov. 15 Michigan
 Nov. 22 at Penn State

1998

Sept. 5 at San Diego State
 Sept. 12 Ohio University
 Sept. 19 UNLV
 Sept. 26 Northwestern
 Oct. 3 at Indiana
 Oct. 10 Purdue
 Oct. 17 at Illinois
 Oct. 24 at Iowa
 Nov. 7 Minnesota
 Nov. 14 at Michigan
 Nov. 21 Penn State

1999

Sept. 4 San Jose State
 Sept. 11 Ball State
 Sept. 18 at Cincinnati
 Sept. 25
 Oct. 2
 Oct. 9
 Oct. 16
 Oct. 23
 Oct. 30
 Nov. 6
 Nov. 13

The Big Ten
 schedule has not
 been finalized yet.



Cyrill Weems

ROAD HEADQUARTERS

Sept. 14 UNLV
 Alexis Park Hotel (702-796-3392)


Oct. 12 Ohio State
 Marriott North (614-885-1885)

Oct. 26 Michigan State
 Radisson (517-482-0188)

Nov. 16 Iowa
 Sheraton Inn (319-366-8671)

Nov. 23 Illinois
 University Inn (217-384-2266)

Nov. 30 Hawaii
 Hyatt Regency (808-923-1234)



Cayetano Castro

Index



A

Academic All-Americans, 148
 Academic All-Big Ten, 149
 Academic Hall of Fame, GTE, 148
 Academics & Athletics, 2
 All-America Bios, 139-44
 All-America List, 145
 All-Big Ten, 155
 All-purpose Yardage records, 194-95
 All-Star Games, 158-59
 All-time Team, 146
 Almanac, 27-32
 Alvarez, Barry, 46-51
 Assoc. Ath. Directors, 66
 Attendance, 216-17

B

Big Ten Champions, 128-32
 Big Ten Conference, 5
 Big Ten MVP, 146
 Big Ten Schedule, '96, 252
 Big Ten Review, '95, 116-20
 Bowl Game Recaps, 134-37
 Bowl Game Records, 133
 Bowl Schedule, '96, 262

C

Camp Randall Records, 210
 Camp Randall Stadium, 8-9
 Campus Life, 14-15
 Captains, 138
 Cassity, Mike, 52
 Chadima, John, 61
 Childress, Brad, 53
 Coaching Records, 213
 Community Service, 3
 Cosgrove, Kevin, 54
 Crowds, 218-19

D

Defensive Records, 204-08
 Depth Chart, '96, 38

E

Equipment Room, 23

F

Football Facilities, 12
 Future Schedules, 263

G

Game-by-game Statistics, 110
 Game Day, 10-11
 Game Reviews, '95, 121-26
 Graduate Assistants, 61

H

Hayes, Jay, 55
 Head Coaches, 68
 Heisman Trophy, 160
 History, 170
 Homecoming Records, 210
 Honors, '95, 115
 Hueber, Jim, 56

I

Individual Statistics, 112-13
 Interception Records, 202-03

K

Kickoff Return Records, 196-97

L

Last Time, 238
 Lettermen, 161-69
 Lineups, '95, 111

M

McClain Athletic Facility, 13
 Madison, 14-15
 Map & Directions, 261

Margins, Wins & Losses, 225
 Mason, Henry, 57
 Media Exposure, 22
 Media Information, 254-55

N

National Football Foundation
 Hall of Fame, 147
 NCAA Leaders, 215
 NFL, 6-7
 NFL Draft, 150-53
 NFL Hall of Fame, 154
 Night Game Records, 213

O

Opponent Bests, 209
 Opponents, '96, 240-51
 Outlook, '96, 34-37

P

Palermo, John, 58
 Passing Records, 179-83
 Player Bios, 70-104
 Polls, Final, 224
 Polls, Week-by-week, 221
 Pre-modern Era Records, 211
 Primary Media, 257
 Pro Bowl Badgers, 154
 Pronunciation Guide, 38
 Punting Records, 200-01
 Punt Return Records, 198-99

R

Radio Coverage, 258
 Receiving Records, 184-88
 Results, '95, 106
 Retired Numbers, 144
 Review, '95, 108-09
 Richter, Pat, 65
 Road Headquarters, 263
 Roster, Alphabetical, 39-41
 Roster, Numerical, 42-44
 Rushing Records, 174-78
 Rushing Tandems, 214

S

Scores, All-time, 228-34
 Scoring Records, 189-91
 Season Bests, '95, 126
 Series Records, 224
 Series Scores, 235-37
 Sports Information Staff, 260
 Staff Directory, 256
 Statistics, '95, 106-07
 Strength & Conditioning, 20-21
 Student Affairs, 18-19
 Super Bowl Badgers, 154
 Support Heads, 62-63
 Support Staff, 67

T

Team Awards, 156-57
 Team Records, 172-73
 Television Coverage, 259
 Television Records, 212
 Top Games, 220
 Top Seasons, 220
 Total Offense Records, 192-93
 Training Room, 24-25
 Trends, 222-23

U

University, 16-17

V


Vs. Ranked Foes, 213

W


W Club Hall of Fame, 157
 Walk-on Program, 26
 Ward, David, 64
 White, Brian, 59
 Wyatt, Bernie, 60

Y

Yearly Records, 226-27



DON DAVEY
Jacksonville Jaguars




LEE DERAMUS
New Orleans Saints


BADGERS IN THE NFL




PAUL GRUBER
Tampa Bay Buccaneers




JOE PANOS
Philadelphia Eagles



MIKE VERSTEGEN
New Orleans Saints




BRENT MOSS
St. Louis Rams




MICHAEL ROAN
Houston Oilers



TROY VINCENT
Philadelphia Eagles



Kevin Huntley, 6
Bryan Jurewicz, 85
Jerry Wunsch, 71



1996 BADGER SCHEDULE

SEPT. 7	EASTERN MICHIGAN	OCT. 26	at MICHIGAN STATE
SEPT. 14	at UNLV	NOV. 2	PURDUE
SEPT. 21	STANFORD	NOV. 9	MINNESOTA
SEPT. 28	PENN STATE	NOV. 16	at IOWA
OCT. 12	at OHIO STATE	NOV. 23	at ILLINOIS
OCT. 19	NORTHWESTERN	NOV. 30	at HAWAII