



LIBRARIES

UNIVERSITY OF WISCONSIN-MADISON

Wisconsin women's basketball 1991-1992.

Flarup, Tamara J.; Murphy, Mary

[Madison, Wisconsin]: University Publications, 2023-01-17

<https://digital.library.wisc.edu/1711.dl/GGIE66N6OXXB28N>

<http://rightsstatements.org/vocab/InC/1.0/>

The libraries provide public access to a wide range of material, including online exhibits, digitized collections, archival finding aids, our catalog, online articles, and a growing range of materials in many media.

When possible, we provide rights information in catalog records, finding aids, and other metadata that accompanies collections or items. However, it is always the user's obligation to evaluate copyright and rights issues in light of their own use.

Wisconsin Women's Basketball



1 9 9 1
.....
1 9 9 2

UNIVERSITY OF WISCONSIN-MADISON

1991-92 Women's Basketball



"THERE IS NO DOUBT THIS IS AN
EXCITING TIME TO BE A PART OF
WISCONSIN WOMEN'S
BASKETBALL. WE HAVE INCREASED
RESPECT IN THE BIG TEN, A
COMPETITIVE SCHEDULE, A
NATIONALLY RECOGNIZED
RECRUITING CLASS, A HIGH
ENERGY STYLE OF PLAY, AND THE
COMMITMENT TO DOING WHAT IT
TAKES TO SUCCEED."

*Badger Basketball Coach
Mary Murphy*



Contents

| | |
|--|------------|
| Coaching Staff | 2 |
| Mary Murphy, Head Basketball Coach.... | 2 |
| Donna Freitag, Assistant Coach..... | 4 |
| Jon Cain, Assistant Coach..... | 4 |
| 1991-92 Badger Preview | 5 |
| Player Profiles | 8 |
| Newcomers | 17 |
| Letterwinners | 20 |
| Badger Records | 21 |
| Career Records..... | 22 |
| Individual Season Records..... | 23 |
| Individual Single Game Records..... | 26 |
| Freshmen Records..... | 28 |
| Fieldhouse Records..... | 32 |
| Team Records..... | 30 |
| All-Time Coaching Records..... | 21 |
| Attendance Records..... | 37 |
| 1990-91 Final Statistics | 34 |
| 1990-91 Stats-at-a-Glance..... | 35 |
| 1991 Big Ten Conference Standings..... | 35 |
| 1990-91 Game-by-Game Review..... | 33 |
| Team Picture | 36 |
| Badger Roster | 36 |
| Wisconsin Honor Roll | 37 |
| Season-by-Season Results | 38 |
| All-Time Opponent Records | 41 |
| Big Ten Composite Schedule | 42 |
| Big Ten Opponents | 43 |
| Illinois..... | 43 |
| Indiana..... | 44 |
| Iowa..... | 45 |
| Michigan..... | 46 |
| Michigan State..... | 47 |
| Minnesota..... | 48 |
| Northwestern..... | 49 |
| Ohio State..... | 50 |
| Penn State..... | 51 |
| Purdue..... | 52 |
| Non-Conference Opponents | 53 |
| Iowa State..... | 53 |
| Creighton..... | 53 |
| Auburn..... | 53 |
| Utah..... | 54 |
| San Francisco..... | 54 |
| Southern Illinois..... | 54 |
| UW-Milwaukee..... | 54 |
| Western Illinois..... | 55 |
| Illinois State..... | 55 |
| Northeastern Illinois..... | 55 |
| The Wisconsin Experience | 56 |
| Academics and Scholarship Information | 68 |
| Student Affairs/Grants-in-Aid | 69 |
| UW Sports Facilities | 70 |
| Media Information | 71 |
| 1991-92 Schedule | Back Cover |



The Badger women's basketball team had its best Big Ten mark in seven years with a 7-11 record for a seventh place finish. The team was 13-15 overall.

Quick Facts

School:
University of Wisconsin-Madison

Location:
Madison, WI

Population: 191,262

Enrollment:
43,536

Chancellor:
Dr. Donna E. Shalala

Athletic Board Chairman:
Prof. Roger Formisano

Athletic Director:
Pat Richter

Associate Director—Women's Sports:
Cheryl A. Marra

Sports Information Director:
Tamara J. Flarup
(608) 263-5502

FAX Machine:
(608) 263-7849

Head Basketball Coach:
Mary Murphy
(608) 263-5506

Assistant Coaches:
Donna Freitag (608) 262-8247
Jon Cain (608) 263-4225

Mailing Address:
1440 Monroe Street
Madison, WI, 53711

Athletic Ticket Office:
(608) 262-1440

Athletic Trainer:
Robin Moore

Athletic Conference Affiliations:

Big Ten—Intercollegiate Conference of Faculty Representatives
NCAA—National Collegiate Athletic Association, Division I

Nickname:

Badgers

Mascot:

Bucky Badger

Colors:

Cardinal and White

School Song:

"On Wisconsin!"

First Year of Women's

Intercollegiate Athletics:
July 1, 1974

Uniforms:

Home—White, red numerals and lettering
Away—Red, white numerals and lettering

Credits

Written by Tamara J. Flarup and Mary Murphy

Edited by Tamara J. Flarup
Director of Women's Sports Information

Designed by Barry Carlsen
University Publications

Contributing Photographers:
Jay Salvo, Greg Anderson, Del Brown

Wisconsin Coaching Staff

Head Coach Mary Murphy

Chicago native Mary Murphy was named head women's basketball coach at the University of Wisconsin on July 7, 1986. Murphy's proven experience in recruiting, her enthusiasm for revitalizing the Wisconsin basketball program, and her emphasis on having scholar-athletes in the program, are all assets that she has brought to her position at Wisconsin.

Beginning her sixth season at Wisconsin, Murphy's presence in the Wisconsin program has been judged a success by the public and UW administration alike. In February of 1988, she became the first coach of a non-revenue sport to receive a multi-year contract at Wisconsin.

Murphy's style of play has also been popular with her teams setting attendance records in four of her five years. Wisconsin set cumulative and Big Ten school attendance records for the third straight year averaging 1,500 per Big Ten game, and also set a single game attendance record of 3,137. Now, with her



team competing for a space in the Big Ten's upper division, attendance continues to grow.

Murphy's reconstruction of the Badger program has included an infusion of youth, most of whom come from the State of Wisconsin. The 1990-91 team had just three out-of-staters on a roster of 13. That same team recorded the most number of conference wins since 1984, with an 7-11 record, and tied the record for most wins with its 13-15 mark. Since taking over the program, five individuals have received all-Big Ten second team or honorable mention honors by a vote of the conference coaches.

While building a basketball program from the ground up, Murphy has not neglected the academic responsibilities of her student-athletes. Wisconsin made up one-third of the 1990-91 all-Big Ten Academic Basketball team with seven Badgers among the 21 members. Four members of the 1989-90 team, and three members of the 1988-89 team earned Big Ten Academic Team honors, the first ever from the Badger program since the award was initiated in 1985-86. In the past three years, Wisconsin's representa-



tion on the academic teams has numbered more than any other Big Ten men's or women's basketball program.

In addition, Kay Fredrickson became Wisconsin's first women's basketball CoSIDA/GTE Academic All-America District team member. Murphy's 1990-91 squad also had nine people with a 3.0 GPA or better in the first semester, and the team has an overall "B" grade-point average. Murphy's emphasis on the court and in the classroom is, "To be the best that you can be." The results of that philosophy are evident.

Murphy is a 1980 graduate of Northwestern University in Public Administration/Public Policy. She was a four-year starting guard for Northwestern and a co-captain her final two seasons. She guided the Wildcats



to consecutive Big Ten and Midwest Association of Intercollegiate Athletics for Women (MAIAW) Championships in 1979 and 1980. The Wildcats went to the quarter-finals of the 1980 AIAW National Basketball Tournament. She was also selected a Wade Trophy finalist in 1980, an annual award given to the nation's outstanding female college basketball player.

After completing her playing career at Northwestern, Murphy accepted a graduate assistant coaching position at Notre Dame. She earned a Master's of Business Administration (MBA) degree from Notre Dame in 1982. Murphy served as a head assistant and recruiting coordinator at Notre Dame for six years prior to being named to her first head coaching appointment at Wisconsin.



Assistant Coaches



Donna Freitag

Donna Freitag, a native of Oregon, Wis., returned to Wisconsin in 1986 as second assistant. She became the first assistant in 1991. Freitag earned most valuable player honors at the University of Wisconsin-Platteville for two years before transferring to the University of Iowa. At Iowa, she was named team MVP and captain during the 1982-83 season. Freitag also won the All-Around Athlete award in 1983 and was named to the all-tournament team at the Sun Dial Classic.


Freitag, a 1983 graduate of Iowa in physical education and health, has also worked at numerous basketball camps and has coached at the high school level. She played in Ireland with the women's semi-professional basketball league for two years prior to her appointment at Wisconsin.

Jon Cain

Jon Cain begins his first season with the Badger women's basketball program. A native of Wisconsin, Jon served as the only assistant women's basketball coach at Baylor University for two years. He assisted in all areas of coaching including recruiting and player evaluation, organizing practices, on-court coaching, scheduling, and monitoring the academic progress of the athletes.

Prior to his position at Baylor, he served as a coach and teacher at Concordia Lutheran High School in Tomball, Texas. He compiled a two-year record of 55-8 as girls basketball coach. Cain also served as the football coach and athletic director.

A native of Milwaukee, Cain graduated from Milwaukee Lutheran High School in 1980 where he lettered in football and wrestling. He received a bachelor's degree in education from Valparaiso University in 1984 and a master's degree in education from Baylor in 1989.



(L-R) Graduate Assistant Shelly Rucinski, Assistant Coaches Donna Freitag and Jon Cain, Head Coach Mary Murphy (seated)

1991-92 Badger Women's Basketball Preview

If you thought last year's Badger team turned some heads, wait until this season.

Six-year coach Mary Murphy had a blockbuster recruiting year to add to nine returnees, including four starters, and the program seems to be ready for a quantum leap.

Wisconsin (13-15, 7-11) came close last year as the Badgers flirted with an upper division conference finish all season before two road losses dropped the Badgers from fifth to seventh in the final conference standings. Included in those wins were home victories over NCAA-bound Iowa and Michigan State, and only the program's second win over Ohio State. The Badgers also suffered an over-

Three-point specialist and senior co-captain **Mynette Clark** (Racine, WI) averaged 14.6 points per game while leading the conference in three-point goals per game averaging 2.1. A versatile and durable player, Clark's statistics show her second in assists with 3.3 per game, and third in rebounding with a 5.3 average. She also tied Robin Threatt for most minutes played averaging 30 per game. "Mynette's slashing moves on the fast break, her three-point (NBA distance) bombs, and her swooping rebounds will be counted on to take the Badgers to the next level," according to Murphy.

Senior co-captain **Michele Kozelka** (Prairie du Chien, WI) earned all-Big Ten honorable mention honors for a third straight year while averaging 13.1 points

and ranking second in the conference in rebounding with a 9.3 average. The team anchor on the boards, Kozelka adds another dimension defensively as she leads the team in steals with a 2.3 average.

"Michele is a great inside/outside power forward, and the 'trigger' for the Badger fast break," Murphy says. "Her game will continue to open up as she takes advantage of her perimeter jumper as well as her scoring strength inside."

The fourth returning starter is junior guard **Peggy Shreve** (Monroe, WI) who took over the starting point guard duties in the last six games of the season. Her nickname could be "Ms. Consistency" as her steadiness both offensively and defensively was demonstrated by her


"There is no doubt this is an exciting time to be a part of Wisconsin Women's Basketball. We have increased respect in the Big Ten, a competitive schedule, a nationally recognized recruiting class, a high energy style of play, and the commitment to doing what it takes to succeed."

Badger Basketball Coach
Mary Murphy

time loss to 13th-ranked Washington, a one-point loss to 15th-ranked Northwestern, and were 2-4 against nationally ranked teams.

The 13 wins ties the best record under coach Murphy, whose 1988-89 team was 13-14 on the season. The seven conference victories were the most Big Ten wins in a season in seven years since the 1984 squad went 13-5 finishing second. Seventh place is also the best conference finish since that time.

A veteran corps returns from that team including the top three scorers led by junior guard **Robin Threatt** (Cedar Rapids, IA). Threatt earned second team all-Big Ten honors with her 16.6 points per game, fifth in the conference. "Threatt's speed, quickness, shooting and leaping ability make her one of the most dangerous and exciting players in the Big Ten," Murphy says.



Robin Threatt's 30-inch vertical jump takes her high over these Purdue defenders. Threatt returns as the Badger's leading scorer having averaged 16.6 points per game.

final six-game averages of 5.3 points, 5.2 rebounds, 5.3 assists, in 34 minutes of play.

Other members of the junior class are also expected to make significant contributions this year. Red-shirt forward **Heather Bostrom** (Rochester, MI), center **Amber Landrigan** (Bridgeport, NE), and forward **Jen Waterman** (Wisconsin Dells, WI) will be counted on for depth.

Bostrom sat out last year after major shoulder surgery, but rehabilitated and practiced with the team all season. "She possesses the speed to play the up-tempo style, can hit the three-pointer, and has uncanny defensive and rebounding abilities," Murphy says. "Her energy on the floor creates problems for opponents, and will give the Badgers a real shot at critical times."

Landrigan played in 23 games after



Michele Kozelka rips one away from Dolly Rademaker. Kozelka has led the Badgers the past two seasons in rebounding and ranked second in the Big Ten last year with her 9.3 rebounds per game.

overcoming a stress fracture at the beginning of the season. "Her ability to run the floor at 6-5 meshes beautifully with the Badgers' up-tempo style," Murphy added, "Landrigan's size and athletic ability could play a major role if she improves in her aggressiveness and confidence."



Returnees (L-R) Rebecca Leet, Jen Waterman, Dolly Rademaker and Peggy Shreve will be counted on this season to continue the Badgers' success.

Waterman came off the bench to play in 24 games averaging three points including a career high nine points against Iowa in the last game of the season. "Jen is a versatile player who can step in and play several different positions," Murphy says. "She has the tools to be a force off the bench in scoring, passing, rebounding, and defense."

Other returnees adding energy to the quantum leap formula include sophomores **Dolly Rademaker** (Thorp, WI) and **Rebecca Leet** (Oostburg, WI). Rademaker set all freshmen three-point marks and holds the UW season mark hitting 40.5 percent of her treys. An impact player as a freshman, Rademaker provides "instant offense" for the Badgers.

Leet had season highs of 11 points and eight rebounds while playing in 23 games. "It took her time to adjust to the physicalness, tempo and demands of college play, but Rebecca seems ready now to demand playing time this season," Murphy says. "Her ability to rebound and outlet the ball quickly are an essential component of the Badger fast break. In addition, her ability to shoot the hook shot with either hand makes her a legitimate scoring threat inside."

Murphy's nationally recognized recruiting class received *Blue Star Report* honorable mention status. Two Iowans, both *Street & Smith* all-Americans, are among the five incoming freshmen wearing Badger red this fall.

Barb Franke of Cedar Falls, Iowa; **Camille Williams** of Waterloo, Iowa; **Kimberly Martin** of Demarest, N.J.; **Kesa Dillon** of Oakland, Calif.; and **Sharon Johnson**, Memphis, Tenn., represent the most athletically talented group that Wisconsin has recruited, according to Murphy.

Franke, a 6-2 forward at Cedar Falls

High School, earned AAU all-America honors last summer when her team finished second at the 18 and under AAU National Championship in Johnson City, Tenn. A *Street & Smith* honorable mention high school all-American, she averaged 19.6 points and 12.4 rebounds per game while leading her to the state five-on-five title. Franke was also named one of the top 40 forwards in the country by *Blue Star Index* and one of the top 35 players by **Midwest National Round-up Report**.

Murphy indicated signing Franke was a major recruiting coup for the Badgers. "Her athleticism, rebounding prowess, scoring ability both inside and out, add new weapons to the Badger arsenal. She will be counted on right away to take pressure off Michele Kozelka inside. Their one-two punch will create problems for Badger opponents."

Franke's conference rival will become her teammate when Waterloo's Camille Williams takes the floor. The two shared co-MVP honors in their Big Eight Conference as seniors. Williams, a 6-0 forward at West High School, averaged 20 points and 12 rebounds last season. Another *Street & Smith* honorable mention all-American, she was also a first team all-conference, all-metro and an honorable mention all-state selection. Rated by *Blue Star Index* as one of the top 60 forwards in the country, she was also ranked among the top 30 players by *Midwest National Round-up Report*.

"Camille is an athlete in the mold of Robin Threath," Murphy says. "An explosive jumper and possessing great quickness, she has the speed to make the Badger full-court game unrelenting."

Martin, a 5-11 forward at Holy Angels High School in Demarest, N.J., averaged 13 points, 7 rebounds, 5

blocks, and 2.3 assists per game before a knee injury ended her high school season after just six games. She led her team to the New Jersey state finals and a 25-3 record in 1990. Her single game highlights include a triple double in the county playoffs with 17 points, 21 rebounds and 11 blocked shots. Martin has been recuperating from her surgery since January, and will be evaluated this fall.

"A Dennis Rodman-type player, Kim does the little things which make a team successful," Murphy says. "She rebounds, outlets, runs the floor well, and passes to the open people. Scoring is not her first priority. We hope she will become the defensive stopper the Badgers need."

Dillon, a 5-10 off-guard at Holy Name High School in Oakland, averaged 12 points, and eight rebounds last season, and earned athlete of the year honors at Holy Name High School. A two-time all-league selection, she was also voted the team's most valuable player as a sophomore and junior. Murphy indicated there will not be a lot of pressure on Dillon to produce immediately. "Kesa will have time to learn and

develop her many talents, playing behind Robin, Mynette and Dolly." Murphy continued, "She fits into the Wisconsin's athletic, up-tempo style of play. Developing confidence in her perimeter scoring will be the number one priority this year."

Sharon Johnson, a 5-8 guard, was named Tennessee's Athlete of the Year for excellence in more than two sports. A first team all-state selection in basketball, volleyball, and track, Johnson averaged 33 points, eight rebounds, five steals and nine assists her senior year. She was the state long jump champion in 1990, while qualifying for the 1991 state meet in the discus, shot put and the 800-meter relay.


"Sharon models her game after 'Magic' Johnson of the Los Angeles Lakers," Murphy explained. "She is an explosive player who will play both guard positions. Her ball handling ability, passing, speed and leadership should make an already high octane offense even more prolific."

With the quality and versatility of the athletes in the Wisconsin program, this season should continue to be an assault on the school records. Murphy's three-point offense provided double defensive

requirements by the opponents, and thrills for the crowds. All school three-point records fell as the Badgers led the conference in treys per game averaging 5.2.

Wisconsin also replaced its school mark in points per game ranking second in the conference behind champion Purdue with a 79.6 average. The Badgers followed their shots finishing second in the Big Ten in rebounding with 42.3, and also second in free throw accuracy hitting 311 of 415 for 75 percent.

As the Badgers continue their climb to respectability, Murphy identified several keys to continued success. "We need to improve our running style, shot selection and



Although slowed by a stress fracture at the beginning of last season, 6-5 center Amber Landrigan played in 23 games last year.

offensive confidence, and establish a more dominant defensive attitude including taking care of business on the boards."

Although rebounding well in most games, most of the Badger losses came in games where the Badger team was outrebounded. "The opponents often got second and third shots at the basket—the kiss of death for any team. There is no way to defend easy putbacks. It creates easy baskets, gets our big people in foul trouble, and really gets the coaches upset," Murphy explained.

Murphy also indicated the most important area for improvement will be in defense. "The red and white proved last season that they could put great offensive numbers on the board. Now we must do a better job of shutting down our opponents, especially on the road."

The challenge of the Big Ten season will be as intense as ever. Defending champion Purdue, Michigan State, and Iowa return strong. And although not playing a conference round robin schedule, top-ranked Penn State has been added to the Badger schedule this season. Wisconsin will also meet perennial Final Four contender Auburn in the Utah Classic at Salt Lake City, as well as high scoring Creighton University, Iowa State, Illinois State, and Southern Illinois.

What's the next step for the Badger program? Murphy's meld of incoming talent and veterans should make it a quantum leap.




Senior co-captain Mynette Clark holds all UW three-point records and was Wisconsin's second leading scorer last year averaging 14.6 points.

Player Profiles

10

HEATHER BOSTROM



Junior/Senior • 6-1 Forward
Rochester, MI
Utica High School
Coach: Bill Waterhouse

1990-91: Red-shirt year after shoulder surgery in the spring of 1990 ... **1989-90:** Played in 17 games as a sophomore, averaging 2.2 points per game ... tied for second on team in blocks during Big Ten play ... **1988-89:** Gained experience playing in 26 games as a freshman ... hand injury during the season hampered scoring abilities, but helped better define her defensive abilities ... **High School:** Averaged 14 points, 12 rebounds, 3 assists, 6 steals, and 6 blocks as a senior ... Named all-conference, all-county, all-metro and all-state honorable mention ... 1988 team MVP ... holds Utica block record after just one year of play ... at Henry Ford High School: averaged 15 points, 15 rebounds, 4 assists, 4 steals, and 5 blocks ... as a junior, was named all-conference, all-metro, all-county, and team MVP ... also participated in track ... won the Vernon G. Buchanan Young American Award for all-around excellence in athletics, leadership, and academics in the greater Detroit area ... participated in the Police Athletic League team which won the state and national championship for three years ... member of the 1986 AAU Jr. Olympic State Championship team ... in the equestrian arena, was the 1982 American Morgan Horse Association national champion in saddle seat, and was the 1985 American Saddle



Bred junior exhibitor five-gaited pleasure world champion ... **Interests:** Showing and working horses ... **Nickname:** Boz ...

Favorite Subject: Journalism ... **Major:** Afro-American studies

Career Highs:

Points 8, Rebounds 5, Assists 3, Steals 4

Career Record:

| Season | G/S | FG | FGA | PCT | 3PT | 3PTA | PCT | FT | FTA | PCT | REB | AVG | PF/D | A | TO | BL | ST | MIN | PTS | AVG |
|---------|----------|----|-----|------|-----|------|------|----|-----|------|-----|-----|-------|----|----|----|----|-----|-----|-----|
| 1988-89 | 26/0 | 8 | 32 | .250 | 1 | 7 | .143 | 12 | 19 | .632 | 43 | 1.7 | 61/2 | 4 | 34 | 4 | 16 | 193 | 29 | 1.1 |
| 1989-90 | 17/0 | 16 | 41 | .390 | 4 | 11 | .364 | 2 | 8 | .250 | 40 | 2.4 | 41/1 | 11 | 30 | 5 | 21 | 186 | 38 | 2.2 |
| 1990-91 | Redshirt | | | | | | | | | | | | | | | | | | | |
| Totals | 43/0 | 24 | 73 | .329 | 5 | 18 | .278 | 14 | 27 | .519 | 83 | 1.9 | 102/3 | 15 | 64 | 9 | 37 | 379 | 67 | 1.6 |



Senior • 5-9 Guard/Forward
Racine, WI
Case High School
Coach: Steve Benkert

1990-91: Senior co-captain ... shared team MVP honors ... also named Most Improved Player after doubling her scoring, rebounding, assists and steals totals of a year ago ... named Big Ten Player of the Week on March 4 for play against Indiana and Ohio State ... set career high of 28 points against Indiana ... started in 28 games ... finished second on the team in scoring with 14.6 points per game ... led team in scoring eight games and in rebounding four games ... was third in rebounding with 5.3 per game ... set season record for most three-pointers made and attempted - 58 of 182 ... tied single game record for most three-pointers with five against Washington (11/23/90) ... leads the career category for most three-pointers made and attempted - 81 of 252 ... set career highs in all categories as a junior including rebounds (13), assists (7), blocks (2) and steals (4) ... **1989-90:** Played in 26 games, starting 12 ... scored career best 16 against Nebraska (12/12/89) and Indiana (1/5/90) ... **1988-89:** Played in 13 games as a freshman, starting one, before becoming ineligible second semester ... **High School:** Averaged 17.5 points, 7.6 rebounds, 3.5 assists and 3.3 steals as a senior ... in 1988, was named AP all-state second team, first team all-conference, second team all-area, and Player of the Year in



the Big Nine Conference and in the county ... three-year starter ... team captain her senior year ... shot 53 percent from the floor and 72 percent from the line ... team was 51-14 during her last three years ... honor roll student at Case

... **Interests:** Basketball, football, children, getting an accounting degree and passing the CPA exam ... **Nickname:** Manilla ... **Favorite Subject:** Math ... **Major:** Agricultural economics

Career Highs:

Points 28, Rebounds 13, Assists 7, Blocks 2, Steals 4

Career Record:

| Season | G/S | FG | FGA | PCT | 3PT | 3PTA | PCT | FT | FTA | PCT | REB | AVG | PF/D | A | TO | BL | ST | MIN | PTS | AVG |
|---------|-------|-----|-----|------|-----|------|------|-----|-----|------|-----|-----|-------|-----|-----|----|----|------|-----|------|
| 1988-89 | 13/ 1 | 14 | 46 | .304 | 6 | 19 | .316 | 15 | 22 | .682 | 13 | 1.0 | 16/0 | 14 | 31 | 1 | 5 | 171 | 49 | 3.8 |
| 1989-90 | 26/12 | 59 | 149 | .396 | 17 | 51 | .333 | 34 | 46 | .739 | 62 | 2.4 | 68/5 | 44 | 73 | 4 | 19 | 446 | 169 | 6.5 |
| 1990-91 | 28/28 | 140 | 363 | .386 | 58 | 182 | .319 | 70 | 90 | .778 | 149 | 5.3 | 99/3 | 91 | 121 | 9 | 52 | 834 | 408 | 14.6 |
| Totals | 67/41 | 213 | 558 | .382 | 81 | 252 | .321 | 119 | 158 | .753 | 224 | 3.3 | 183/8 | 149 | 225 | 14 | 76 | 1451 | 626 | 9.3 |



Senior • 6-1 Forward
Prairie du Chien, WI
Prairie du Chien High School
Coach: Dave Kasey

1990-91: Senior co-captain ... earned honorable mention all-Big Ten honors for the third straight year ... shared team MVP honors ... finished third on the team in scoring with 13.1 points per game ... led the Badgers in rebounding for the third straight year with 9.3 per game ... finished second in the Big Ten Conference in rebounding ... started all 28 games ... scored a career high and tied a UW record for most points in a game at 35 against Illinois State (12/30/90) ... led the team in steals with 63 which ranked seventh in the conference ... tied her career high in rebounding twice with 16 ... set the Wisconsin record for most free throws in a career with 277 ... led the team in scoring five games and in rebounding 19 games ... named to academic all-Big Ten team ... **1989-90:** Led Badgers in scoring (15.9) and rebounding (8.7) ... was named Wisconsin's Most Valuable Player and earned all-Big Ten Honorable Mention honors for the second year ... named Big Ten Player of the Week twice ... established personal bests in scoring (29) and rebounding (16) vs Green Bay, 12/5/89 ... shot a team best 49.1% (163-332) from the floor ... owns the single game free throw records hitting 17-17 against UW-Green Bay and holds record for 29 consecutive free throws ... also



holds UW season records in all free throw categories making 118-147 for .803 percent ... finished second on team with 44 steals ... **1988-89:** Earned a starting role after walking-on in the fall playing in 27 games with 18 starts ... averaged 17 points and 10 rebounds the last seven games of the season to lead the team in both scoring and rebounding in conference games with 12.9 points and 8.8 rebounds ... led the team in steals with 45 on the season ... ranks second in freshmen free throw attempts and best percentage hitting 74-100 (.740) ... received all-Big Ten Honorable Mention honors, and was named the Big Ten

Player of the Week for Feb. 27, 1989 ...

High School: Lettered four years earning all-state and all-conference honors two years ... graduated high school in 1986 averaging 20 points and 10 rebounds her senior year ... received an appointment to the U.S. Military Academy at West Point and attended the West Point Preparatory School playing volleyball and earning MVP honors in basketball while averaging 14 points and eight rebounds per game ... enrolled at Wisconsin in the spring of 1987 ... **Interests:** All sports and outdoor activities ... **Nickname:** Special K ... **Favorite Subject:** Sociology ... **Major:** Physical education

Career Highs:

Points 35, Rebounds 16, Assists 5, Blocks 3, Steals 7


Career Record:

| Season | G/S | FG | FGA | PCT | 3PT | 3PTA | PCT | FT | FTA | PCT | REB | AVG | PF/D | A | TO | BL | ST | MIN | PTS | AVG |
|---------|-------|-----|-----|------|-----|------|------|-----|-----|------|-----|-----|--------|-----|-----|----|-----|------|------|------|
| 1988-89 | 27/18 | 118 | 255 | .463 | 0 | 3 | .000 | 74 | 100 | .740 | 206 | 7.6 | 59/2 | 47 | 64 | 8 | 45 | 782 | 310 | 11.5 |
| 1989-90 | 28/28 | 163 | 332 | .491 | 1 | 3 | .333 | 118 | 147 | .803 | 244 | 8.7 | 91/6 | 33 | 93 | 5 | 44 | 851 | 445 | 15.9 |
| 1990-91 | 28/28 | 140 | 326 | .430 | 1 | 1 | 1.00 | 85 | 123 | .691 | 260 | 9.3 | 74/2 | 38 | 62 | 6 | 63 | 823 | 366 | 13.1 |
| Totals | 83/74 | 421 | 913 | .461 | 2 | 7 | .286 | 277 | 370 | .749 | 710 | 8.6 | 224/10 | 118 | 219 | 19 | 152 | 2456 | 1121 | 13.5 |



Junior • 6-5 Center
Bridgeport, NE
Bridgeport High School
Coach: Larry Randolph

1990-91: Was slowed by a stress fracture in her right leg early in the season ... played in 23 games averaging 1.9 points and 1.5 rebounds per game ... **1989-90:** Played in all 28 games, starting eight ... led team in blocks with 14 ... averaged 4.4 points and 3.4 rebounds a game ... established personal bests in points (15) vs. Iowa (2/2/90) and rebounds (12) vs Michigan (2/16/90) ... **High School:** Holds nine school records including all-time leading scorer with 1067 points ... also holds single season records for most points (448), rebounds (284) and blocks (111) ... leading scorer her senior year averaging 20.4 points, 12.4 rebounds and five blocks per game ... hit 57 percent from the floor while leading her team to the state semifinals twice and a 40-2 two-year record ... first team all-conference honors and was an AP All-State honorable mention player in 1989 ... letterwinner in volleyball (MVP) and track ... **Interests:** Basketball, volleyball, horses ... **Favorite Subject:** Psychology ... **Major:** Rehabilitation psychology



Career Highs:

Points 15, Rebounds 12, Assists 2, Steals 2

Career Record:

| Season | G/S | FG | FGA | PCT | 3PT | 3PTA | PCT | FT | FTA | PCT | REB | AVG | PF/D | A | TO | BL | ST | MIN | PTS | AVG |
|---------|------|----|-----|------|-----|------|-----|----|-----|------|-----|-----|------|---|----|----|----|-----|-----|-----|
| 1989-90 | 28/8 | 53 | 130 | .408 | 0 | 0 | 0 | 16 | 36 | .444 | 95 | 3.4 | 71/1 | 3 | 27 | 14 | 10 | 388 | 122 | 4.4 |
| 1990-91 | 23/0 | 14 | 28 | .500 | 0 | 0 | 0 | 6 | 9 | .667 | 43 | 1.7 | 25/0 | 3 | 15 | 4 | 1 | 140 | 34 | 1.5 |
| Totals | 51/8 | 67 | 158 | .424 | 0 | 0 | 0 | 22 | 45 | .488 | 138 | 2.7 | 96/1 | 6 | 42 | 15 | 11 | 528 | 156 | 3.1 |




Sophomore • 6-2 Forward
Oostburg, WI
Oostburg High School
Coach: Tom DePagter

1991-92: Rebecca broke her right fibula in the ankle area on Sept. 4, 1991, in a pick-up basketball game. In subsequent surgery, she had a plate and screws implanted, and will be in a cast for eight weeks. Depending on her rehabilitation, it is anticipated she might be available for play as early as late December ...

1990-91: Played in 23 games as a freshman, starting two ... Averaged 2.9 points and 2.9 rebounds per game ... scored career high of 11 points and eight rebounds against Washington (11/23/90) ... finished second on the team in blocks with 12 ...

High School: Led team to 1990 WIAA Class C Basketball Championship earning 23 points and 14 rebounds in the title game ... earned all-conference honors three years ... averaged 14 points and 11 rebounds as a junior ... was top vote-getter on the all-Central Lakeshore Conference team as a junior ... also lettered in volleyball and track (discus and high jump) ... **Interests:** All sports ... **Nickname:** none yet ... **Major:** Physical therapy



Career Highs:

Points 11, Rebounds 8, Assists 2, Blocks 2, Steals 1


Career Record:

| Season | G/S | FG | FGA | PCT | 3PT | 3PTA | PCT | FT | FTA | PCT | REB | AVG | PF/D | A | TO | BL | ST | MIN | PTS | AVG |
|---------|------|----|-----|------|-----|------|-----|----|-----|------|-----|-----|------|---|----|----|----|-----|-----|-----|
| 1990-91 | 23/2 | 26 | 57 | .456 | 0 | 0 | 0 | 14 | 23 | .609 | 66 | 2.7 | 36/0 | 7 | 14 | 12 | 5 | 257 | 66 | 2.9 |
| Totals | 23/2 | 26 | 57 | .456 | 0 | 0 | 0 | 14 | 23 | .609 | 66 | 2.7 | 36/0 | 7 | 14 | 12 | 5 | 257 | 66 | 2.9 |



Sophomore • 5-10 Guard
Thorp, WI
Thorp High School
Coach: Bill Harycki

1990-91: Earned team Rookie of the Year honors ... played in 28 games, starting one ... averaged 7.6 points and 2.0 rebounds per game ... set a single season record for three-point shooting at 40.5 percent ... tied a single game record for most three-pointers at five ... leads the career category for three-point percentage at 40.5 ... set five freshmen records including all three-point records for season and single game ... led the team in scoring in three games ... set a career high 21 points against Creighton (12/9/90) ... finished third in the Big Ten Conference in three-point percentage and sixth in three point field goals made per game ... **High School:** Awarded the Wisconsin Basketball player of the year by the Associated Press and the Atlanta Tip-off Club (Naismith Award) ... averaged 28.8 points and 10.7 rebounds as a senior while leading team to an 18-4 record ... lettered four years and was the all-time leading school scorer with 1,574 career points ... ranked first in her class with a 3.96 GPA ... received the WBCA player of the year ... AP first team All-State selection as a senior ... WIAA Scholar Athlete of the Year and was a WBCA Academic All-Star ... earned first team all-tournament honors at World Invitational at Milwaukee ... first team Channel 7 all-star as a Junior and Senior



... played on Class "C" North all-Star Team ... all-Northwest first team as a senior ... all-conference four years in basketball, volleyball and softball ... WIAA


... state team participant in volleyball in 1987, 1989 ... **Interests:** All sports ... **Nickname:** "D" ... **Major:** Physical therapy

Career Highs:

Points 21, Rebounds 7, Assists 3, Blocks 1, Steals 3


Career Record:

| Season | G/S | FG | FGA | PCT | 3PT | 3PTA | PCT | FT | FTA | PCT | REB | AVG | PF/D | A | TO | BL | ST | MIN | PTS | AVG |
|---------|------|----|-----|------|-----|------|------|----|-----|------|-----|-----|------|----|----|----|----|-----|-----|-----|
| 1990-91 | 28/1 | 76 | 191 | .398 | 47 | 116 | .405 | 15 | 20 | .750 | 57 | 2.0 | 52/1 | 16 | 40 | 2 | 16 | 423 | 214 | 7.6 |
| Totals | 28/1 | 76 | 191 | .398 | 47 | 116 | .405 | 15 | 20 | .750 | 57 | 2.0 | 52/1 | 16 | 40 | 2 | 16 | 423 | 214 | 7.6 |



Junior • 5-8 Guard
Monroe, WI
Monroe High School
Coach: Kevin Keen

1990-91: Named team scholar-athlete for the second year with a near-perfect grade point average ... played in 18 games, starting six ... averaged 3.2 points and 2.4 rebounds per game ... scored a career high 14 points against Indiana (3/3/91) ... also recorded career highs in rebounds (7), assists (8) and steals (3) as a sophomore ... named academic all-Big Ten ... **1989-90:** Played in 13 games and earned a scholarship after walking-on ... received the team's scholar-athlete award after recording a 4.0 grade point average her first semester ... **High School:** Led Monroe to 1989 State Championship as point guard averaging 12 points, four rebounds, five assists and three steals per game her senior year ... was named first team all-conference and second team all-state ... team co-MVP as a senior ... Monroe was the runner-up state champion her junior year ... also played two years at Governors Town High School in Frederick, Maryland where team was a state finalist in 1987 ... Letter winner four years in track as a high jump, long jump, and relay team member ... Placed third in the state track meet in the high jump two years ... Among the top 10 in academic class ranking ... **Interests:** All sports, reading ... **Nickname:** Peglet ... **Favorite Subject:** Math ... **Major:** Genetics



Career Highs:

Points 14, Rebounds 7, Assists 8, Blocks 0, Steals 3


Career Record:

| Season | G/S | FG | FGA | PCT | 3PT | 3PTA | PCT | FT | FTA | PCT | REB | AVG | PF/D | A | TO | BL | ST | MIN | PTS | AVG |
|---------|------|----|-----|------|-----|------|------|----|-----|------|-----|-----|------|----|----|----|----|-----|-----|-----|
| 1989-90 | 13/0 | 3 | 11 | .273 | 0 | 6 | 0 | 0 | 0 | 0 | 2 | .2 | 1/0 | 1 | 9 | 0 | 1 | 35 | 6 | 0.5 |
| 1990-91 | 25/6 | 31 | 86 | .361 | 6 | 27 | .222 | 17 | 21 | .810 | 58 | 2.3 | 30/0 | 54 | 44 | 0 | 15 | 394 | 85 | 3.4 |
| Totals | 38/6 | 34 | 97 | .351 | 6 | 33 | .181 | 17 | 21 | .810 | 60 | 1.6 | 31/0 | 55 | 53 | 0 | 16 | 429 | 91 | 2.4 |



Junior/Senior • 5-7 Guard
Cedar Rapids, IA
Jefferson High School
Coach: Larry Neimeyer

Outstanding athlete known for her Michael Jordan-like moves to the basket and 30-inch vertical jump ... **1990-91:** Named to the all-Big Ten second team ... shared team MVP honors ... started 27 games ... led the team in scoring with 16.6 points per game ... finished fifth in the Big Ten Conference in scoring ... scored in double figures 25 out of 27 games ... scored a career high 28 points against UW-Milwaukee (12/1/91) ... led the team in scoring in nine games ... averaged 4.6 rebounds per game ... led the team in blocks with 13 ... set career highs in rebounds (9) and assists (5) ... **1989-90:** Started 23 of 25 games ... was the team's second leading scorer with a 12.3 average ... set a single season record hitting 29-84 (.345) from three-point range ... holds single game record for best three-point percentage hitting four of four against Michigan State ... awarded Wisconsin's "Rookie of the Year" ... established personal highs in scoring (26) and rebounding (9) vs. Marquette (1/16/90) ... led team in steals with 54 ... second on team with 10 blocks ... **1988-89:** Was the team's leading scorer through five games in 1988-89 season averaging 10.8 points before a back injury sidelined her for the remainder of the year ... shot 50 percent or better in four games ... had five steals in a



game twice ... **High School:** Averaged 27.2 points and 7.1 rebounds as a senior playing five-on-five basketball ... in 72 games over three seasons, totaled 1,310 points (18.2 average), hit .588 percent from the floor (556 of 946), averaged 68 percent from the free throw line (192 of 281), and added 2.9 steals, 3.5 assists and 4.5 rebounds ... led her Jefferson High School team to a 60-12 record as a three-year starting guard ... named a member of the *USA Today* Girls Basketball Team honorable mention ...

first team all-state and all-conference ... *Off the Glass/Women's Basketball News Service* All-American ... named Iowa's female high school athlete of the year by *USA Today* ... among the top 50 high school players in the nation ... had scholarship offers in four sports as an all-state player in softball and volleyball, and as a five-time state sprint track champion ... **Interests:** Reading ... **Nickname:** Rob ... **Favorite Subject:** Psychology ... **Major:** Agricultural journalism


Career Highs:

Points 28, Rebounds 9, Assists 5, Blocks 2, Steals 6

Career Record:

| Season | G/S | FG | FGA | PCT | 3PT | 3PTA | PCT | FT | FTA | PCT | REB | AVG | PF/D | A | TO | BL | ST | MIN | PTS | AVG |
|----------|-------|-----|-----|------|-----|------|------|----|-----|------|-----|-----|-------|-----|-----|----|-----|------|-----|------|
| 1988-89* | 5/4 | 22 | 43 | .512 | 3 | 4 | .750 | 7 | 11 | .636 | 19 | 3.8 | 11/0 | 10 | 16 | 1 | 11 | 120 | 54 | 10.8 |
| 1989-90 | 25/23 | 122 | 295 | .414 | 28 | 81 | .346 | 35 | 45 | .778 | 95 | 3.8 | 58/0 | 48 | 70 | 10 | 54 | 736 | 307 | 12.3 |
| 1990-91 | 27/27 | 179 | 377 | .475 | 33 | 96 | .344 | 57 | 86 | .663 | 124 | 4.6 | 67/3 | 47 | 79 | 13 | 43 | 834 | 448 | 16.6 |
| Totals | 57/54 | 323 | 715 | .452 | 64 | 181 | .354 | 99 | 142 | .697 | 238 | 4.2 | 136/3 | 105 | 165 | 24 | 108 | 1690 | 809 | 14.2 |

* Red-shirted due to injury



Junior • 6-0 Forward
Wisconsin Dells, WI
Dells High School
Coach: Rich Tucker

1990-91: Played in 24 games averaging 2.9 points and 1.8 rebounds off the bench ... set a career high of nine points against Iowa (3/9/91) ... set a career high of five rebounds against Minnesota (1/6/91) ... also set career highs in assists (2) and blocks (1) ... all-Big Ten academic team member ... **1989-90:** Played in 16 games as a reserve forward averaging 1.6 points per game ... scored season high five points vs. Chicago State (1/2/90) ...

High School: Averaged 23 points and 10 rebounds as a senior while becoming the team's all-time leading scorer ... was a first-team All-South Central Conference selection three years and was second team all-state as a senior ... member of the National Honor Society. ... Academic Decathlon team member ... also lettered in volleyball earning all-conference honors ... has a modified basketball court in her basement ... **Interests:** Volleyball, water and downhill skiing ... **Nickname:** Splash ... **Favorite Subject:** Biology ... **Major:** Zoology



Career Highs:

Points 9, Rebounds 5, Assists 2, Blocks 1, Steals 2

Career Record:

| Season | G/S | FG | FGA | PCT | 3PT | 3PTA | PCT | FT | FTA | PCT | REB | AVG | PF/D | A | TO | BL | ST | MIN | PTS | AVG |
|---------|------|----|-----|------|-----|------|------|----|-----|------|-----|-----|------|---|----|----|----|-----|-----|-----|
| 1989-90 | 16/0 | 11 | 25 | .440 | 0 | 0 | 0 | 3 | 5 | .600 | 17 | 1.1 | 10/0 | 3 | 13 | 0 | 3 | 108 | 25 | 1.6 |
| 1990-91 | 24/0 | 26 | 62 | .419 | 2 | 8 | .250 | 15 | 24 | .625 | 42 | 1.8 | 28/0 | 6 | 22 | 1 | 10 | 220 | 69 | 2.9 |
| Totals | 40/0 | 37 | 87 | .425 | 2 | 8 | .250 | 18 | 29 | .621 | 59 | 1.5 | 38/0 | 9 | 35 | 1 | 13 | 328 | 94 | 2.4 |

Wisconsin Newcomers



3

KESA DILLON

Freshman • 5-10 Guard
Oakland, CA
Holy Name High School
Coach: Lee Conboy

High School: All-conference selection ... named team MVP averaging 12 points and eight rebounds per game ... North Coast selection ... Jack-in-the-Box scholar with a GPA over 3.0 ... led team to conference championship ... named athlete of the year ... comes from basketball family; her father played at USC in the sixties ... **Major:** Undeclared

Murphy on Dillon:

"A person who loves to excel, Kesa's personality and leadership qualities as well as her physical tools make her a very special Badger. She fits into Wisconsin's athletic, up-tempo style of play. Developing confidence in her perimeter scoring will be the number one priority this year."



23


KIM MARTIN

Freshman • 5-11 Forward
Demarest, NJ
Holy Angels High School
Coach: Sue Liddy

High School: Played in six games her senior year before a knee injury ended her season ... as a senior was averaging 13.5 points while shooting 71 percent from the field ... was also averaging 7 rebounds, 3.5 assists, 5 blocks, and 2.3 steals per game ... hitting 100 percent from the line ... named MVP of Christmas tournament ... as a junior, named to second team all-state and first team all-county ... averaged 9.6 points, 8.1 rebounds and 4.8 blocks per game as a junior ... also named all-county in tennis ... **Major:** Art

Murphy on Martin:

"A Dennis Rodman-type player, Kim does the little things which make a team successful. She rebounds, outlets, runs the floor well, and passes to the open people. Scoring is not her first priority. We hope she will become the defensive stopper the Badgers need."


32
S H A R O N J O H N S O N

Freshman • 5-8 Guard
Memphis, TN
Carver High School
Coach: Robert Jones

High School: Named female athlete of the year in Tennessee for excellence in more than two sports ... first-team all-state, all-district, all-regional and all-metro selection ... averaged 33.1 points per game ... also averaged eight rebounds, five steals, and nine assists per game ... first team all-state selection in volleyball and in track ... state long jump champion in 1990 ... also qualified for state in discus, shot put and 800-meter relay ... **Major:** Engineering

Murphy on Johnson:

"Sharon models her game after "Magic" Johnson of the Los Angeles Lakers. She is an explosive player who will play both guard positions. Her ball handling ability, passing, speed and leadership should make an already high octane offense even more prolific."


33
C A M I L L E W I L L I A M S

Freshman • 6-0 Forward
Waterloo, IA
West High School
Coach: Tony Pappas

High School: Unanimous choice for all-state, all-metro and all-conference honors ... honorable mention *Street & Smith* high school all-American ... averaged 19.6 points and 11.8 rebounds per game ... shot over 58 percent from the field ... named co-MVP of Big Eight Conference along with Badger teammate Barb Franke ... holds the state scoring record for most points in one game with 46 ... named the MVP of the Iowa state regional AAU tournament ... team finished second at the 1991 18 and under AAU National Championship ... holds eight individual school records ... also named first team all-conference in volleyball ... **Major:** Accounting

Murphy on Williams:

"Part of the Iowa connection, Camille is an athlete in the mold of Robin Threatt. An explosive jumper and possessing great quickness, she has the speed to make the Badger full-court game unrelenting."

44

B A R B F R A N K E

Freshman • 6-2 Forward
Cedar Falls, IA
Cedar Falls High School
Coach: Richard Hach

High School: Miss Iowa Basketball for the 1990-91 season ... led team to state five-on-five championship ... averaged 19.6 points and 12.4 rebounds per game ... 1991 AAU 18 and under all-American with team finishing second overall ... first team all-state, all-district, all-conference and all-metro selection ... named co-MVP of Big Eight Conference with Badger teammate Camille Williams ... named all-state, all-conference and all-metro in volleyball ... holds school record in high jump ... **Major:** Undeclared


Murphy on Franke:

"Barb's athleticism, rebounding prowess, and scoring ability both inside and out, add new weapons to the Badger arsenal. Barb plays to win, loves to mix it up inside, and make her presence felt on the court. She will be counted on right away to take pressure off Michele Kozelka inside. Their one-two punch will create problems for Badger opponents."




T R A I N E R

M A N A G E R



ROBIN MOORE

Graduate Assistant • Athletic Trainer
Port Orchard, WA
N.A.T.A. Certified Trainer
Washington State University



DENISE "SNUFFY" ALTO

Junior • Physical Education
Alexandria, MN

Letterwinners, 1974-91

—A—

Andrea Adams: 1981-85
Debbie Ambruso: 1979-81
Stacy Amend: 1975-76

—B—

Amy Bauer: 1988-90
Kim Bertagnoli: 1974-75
Tasha Bolton: 1974-75
Lisa Bonnell: 1984-88
Jean Bormett: 1974-76
Heather Bostrom: 1988-90
Nikki Boucher: 1986-87
Michele Bourne: 1989-90
Bev Buhr: 1974-75

—C—

Martha Calden: 1974-77
(missing 1975-76)
Kelley Camp: 1977-79
Sally Christenson: 1974-75
Mary Chnelich: 1982-84
Mynette Clark: 1988-91
Kristi Condon: 1974-76

—D—E—F—

Julia Delaney: 1986-87
Margaret Drexler: 1986-87

Sheila Driver: 1983-86
Gina Edmonds: 1987-91
Nancy Fahey: 1977-81
Lizbeth Finchem: 1981-82
Michelle Fischer: 1983-87
Lynne Fitzgerald: 1986-87
Kay Fredrickson: 1987-91
Kim Fredrickson: 1987-91

—G—H—

Kathy Galligan: 1975-76
Linda Gough: 1977-81
Maike Grossman: 1985-86
Verdell Hale: 1985-88
Ann Hall: 1978-80
Kris Hallisy: 1979-83
Delinda Hastie: 1985-88
Phyllis Hogans: 1977-79
Maureen Holloway: 1975-76
Camilla Hudson: 1983-84
Janet Huff: 1980-84
Theresa Huff: 1979-83
April Hunt: 1977-78

—I—J—K—

Carol Jones: 1979-81
Becky Johnson: 1974-77
Faith Johnson: 1980-85
(missed 1983-84)

Janetta Johnson: 1988-89
Kathy Kamrath: 1987-88
Kerry Karst: 1978-79
Michele Kozelka: 1988-90
Lori Kroening: 1980-81
Jody Kurilla: 1980-81

—L—M—N—

Amber Landrigan: 1989-91
Lisa Lawrence: 1987-91
Anne Lederer: 1983-84
Rebecca Leet: 1990-91
Kelly Leinfelder: 1985-87
Lorraine Lorenzen: 1977-80
Michelle Lowman: 1978-83
(missed 1979-80)
Ellen Mason: 1974-77
Liz McLean: 1978-80
Carmella McMullen: 1984-85
Marsha Millhouse: 1984-86
Pam Moore: 1977-78

—O—P—Q—R—

Karen O'Malley: 1985-88
Teena Parduhn: 1975-76
Vicki Prince: 1984-87
Chris Pruitt: 1981-85
Joan Purcell: 1974-77
Dolly Rademaker: 1990-91

Vivian Rorer: 1980-82
Carol Ross: 1975-76
Shelly Rucinski: 1986-90
Jennifer Rudigor: 1975-76

—S—T—U—V—

Anne Saeman: 1976-79
Carol Scott: 1976-78
Megan Scott: 1983-84
Jennifer Scotten: 1988-90
Peggy Shreve: 1989-91
Linda Sielaff: 1981-82
Jane Skarr: 1983-84
Cindy Slovak: 1982-86
Carolyn Smith: 1977-78
Helen Stoffel: 1986-87
Linda Stuessy: 1982-84
Teresa Theder: 1981-85
Robin Threatt: 1988-91
Sue Tringali: 1975-76
Ginny Vorwald: 1976-80

—W—X—Y—Z—

Jen Waterman: 1989-91
Dot Whalen: 1976-80
Inga Young: 1984-87
Cathy Zorr: 1977-79
Anne Zuehlke: 1976-79



Coaching Records

| Year | Record | Pct. | Big Ten Record / Finish | Regional | National | Attendance/Avg. | Big Ten/Avg. |
|--|--------|------|-------------------------|-----------|-----------|-------------------|----------------|
| Coach: Marilyn Harris (two years—16-20 .444) | | | | | | | |
| 1974-75 | 11-7 | .611 | | | | No record | |
| 1975-76 | 5-13 | .277 | | 8th | | No record | |
| Coach: Edwina Qualls (ten years—131-141 .482) | | | | | | | |
| 1976-77 | 7-14 | .333 | | 8th (Tie) | | No record | |
| 1977-78 | 14-10 | .583 | | 7th (Tie) | 5th (Tie) | 12,231/10= 1,223+ | |
| 1978-79 | 13-11 | .541 | | 7th (Tie) | | 4,979/10= 498 | |
| 1979-80 | 11-16 | .407 | | 5th (Tie) | 7th (Tie) | 3,246/8 = 406 | |
| 1980-81 | 13-18 | .419 | | 5th (Tie) | | 4,408/12= 367 | |
| 1981-82 | 21-13 | .618 | | 5th (Tie) | 1st | 4,873/11= 443 | |
| 1982-83* | 19-8 | .704 | 11-7 (.611) | 5th | Final 8 | 9,589/13= 738 | 7,724/9= 858 |
| 1983-84 | 18-10 | .642 | 13-5 (.722) | 2nd | | 9,776/13= 752 | 8,628/9= 959 |
| 1984-85 | 11-17 | .393 | 6-12 (.333) | 7th (Tie) | | 8,562/13= 659 | 6,225/9= 692 |
| 1985-86 | 4-24 | .143 | 1-17 (.055) | 10th | | 8,704/14= 522 | 4,971/9= 552 |
| Coach: Mary Murphy (five years—47-92 .338) | | | | | | | |
| 1986-87 | 9-19 | .321 | 4-14 (.222) | 8th (Tie) | | 14,112/14=1,008 | 9,349/9=1,039 |
| 1987-88 | 4-24 | .143 | 2-16 (.111) | 10th | | 10,718/13= 824 | 8,221/9= 913 |
| 1988-89 | 13-14 | .481 | 5-13 (.277) | 8th (Tie) | | 13,700/14= 979 | 10,575/9=1,175 |
| 1989-90 | 8-20 | .286 | 3-15 (.166) | 9th (Tie) | | 15,478/14=1,106 | 11,699/9=1,300 |
| 1990-91 | 13-15 | .464 | 7-11 (.388) | 7th | | 16,915/14=1,208 | 13,470/9=1,497 |
| Program Totals 17 years 194-253(.434) | | | | | | | |
| Big Ten Totals 9 years 52-110(.321) | | | | | | | |

* 1982-83 was the first season of Big Ten Round Robin Competition and the first season of NCAA affiliation.

+ Attendance figure in 1977-78 reflects three double-header games with the UW men's team

Badger Single Game Home Attendance Highs, 1974-91

| Date | Opponent | W/L | Score | Attendance | Date | Opponent | W/L | Score | Attendance |
|---------|----------------|-----|--------|------------|---|----------------|-----|--------|------------|
| 2/10/91 | Michigan State | W | 78-75 | 3137 ** | 3/11/89 | Indiana | L | 80-85 | 1177 |
| 2/18/90 | Michigan State | L | 55-61 | 2606 | 1/17/88 | Purdue | L | 62-80 | 1152 |
| 2/26/89 | Illinois | W | 77-68 | 2307 | 1/5/90 | Indiana | L | 80-92 | 1130 |
| 3/1/87 | Notre Dame | L | 70-80 | 2170 + | 1/16/87 | Indiana | L | 66-71 | 1128 |
| 3/3/91 | Indiana | W | 80-75 | 2102 | 2/4/83 | Ohio State | W | 84-66 | 1120 |
| 3/4/90 | Iowa | L | 60-77 | 1631 | 1/27/85 | Iowa | W | 65-54 | 1079 |
| 1/27/91 | Purdue | L | 87-97 | 1621 | 12/30/90 | Illinois State | L | 73-83 | 1047 |
| 1/2/87 | Iowa | L | 44-83 | 1498 | 1/22/89 | Michigan | W | 66-59 | 1027 |
| 1/22/84 | Iowa | W | 50-49 | 1461 | 1/18/87 | Ohio State | L | 49-89 | 1026 |
| 2/6/83 | Indiana | L | 61-73 | 1387 | 1/27/84 | Minnesota | W | 63-59 | 1026 |
| 3/1/91 | Ohio State | W | 92-77 | 1357 | 2/8/91 | Michigan | W | 101-88 | 1023 |
| 2/5/89 | Iowa | L | 57-67 | 1353 | 2/9/90 | Northwestern | L | 62-73 | 1011 |
| 1/28/90 | Purdue | L | 72-92 | 1326 | 1/18/91 | Northwestern | L | 85-86 | 1005 |
| 2/27/83 | Northwestern | W | 81-72 | 1312 | 1/25/91 | Illinois | W | 90-81 | 1005 |
| 1/7/90 | Ohio State | L | 64-72 | 1288 | +NOTE: With the exception of double-header 3-1-87, the above attendance figures are officially reported by the UW Ticket Office | | | | |
| 2/5/89 | Minnesota | W | 78-61 | 1273 | | | | | |
| 2/12/84 | Ohio State | L | 84-66 | 1248 | | | | | |
| 1/6/91 | Minnesota | W | 102-77 | 1241 | ** Fieldhouse attendance record for UW women's basketball | | | | |
| 1/8/88 | Iowa | L | 59-79 | 1215 | | | | | |
| 2/22/87 | Michigan State | L | 57-71 | 1180 | | | | | |

Badger Individual Records

Career Records

Scoring

| | Mark | Seasons |
|---------------------|------|---------|
| 1. Theresa Huff | 1879 | 1979-83 |
| 2. Lisa Bonnell | 1482 | 1984-88 |
| 3. Janet Huff | 1455 | 1980-84 |
| 4. Chris Pruitt | 1399 | 1981-85 |
| 5. Michelle Kozelka | 1121 | 1988-91 |
| 6. Faith Johnson | 1120 | 1980-85 |
| 7. Linda Gough | 1057 | 1977-81 |
| 8. Robin Threatt | 809 | 1988-91 |
| 9. Delinda Hastie | 789 | 1985-88 |
| 10. Amy Bauer | 772 | 1988-91 |
| 11. Michelle Lowman | 760 | 1978-83 |
| 12. Lisa Lawrence | 751 | 1987-91 |
| 13. Ann Hall | 652 | 1978-80 |
| 14. Shelly Rucinski | 651 | 1986-90 |
| 15. Mynette Clark | 626 | 1988-91 |

Rebounding

| | | |
|---------------------|------|---------|
| 1. Theresa Huff | 1201 | 1979-83 |
| 2. Lisa Bonnell | 760 | 1984-88 |
| 3. Michelle Lowman | 718 | 1978-83 |
| 4. Michelle Kozelka | 710 | 1988-91 |
| 5. Chris Pruitt | 687 | 1981-85 |
| 6. Linda Gough | 656 | 1977-81 |
| 7. Ginny Vorwald | 606 | 1976-80 |
| 8. Delinda Hastie | 568 | 1985-88 |
| 9. Ann Hall | 541 | 1978-80 |
| 10. Lisa Lawrence | 528 | 1987-91 |
| 11. Andrea Adams | 478 | 1981-85 |
| 12. Janet Huff | 377 | 1980-84 |

Blocked Shots

| | | |
|----------------------|-----|---------|
| 1. Michelle Lowman | 254 | 1978-83 |
| 2. Janet Johnson | 130 | 1988-89 |
| 3. Inga Young | 109 | 1984-87 |
| 4. Theresa Huff | 105 | 1979-83 |
| 5. Lisa Bonnell | 79 | 1984-88 |
| 6. Teresa Theder | 71 | 1981-85 |
| 7. DeLinda Hastie | 58 | 1985-88 |
| 8. Chris Pruitt | 58 | 1981-85 |
| 9. Andrea Adams | 50 | 1981-85 |
| 10. Linda Gough | 48 | 1977-81 |
| 11. Janet Huff | 35 | 1980-84 |
| 12. Michelle Fischer | 35 | 1983-87 |

Assists

| | | |
|---------------------|-----|---------|
| 1. Janet Huff | 411 | 1980-84 |
| 2. Amy Bauer | 370 | 1988-91 |
| 3. Chris Pruitt | 368 | 1981-85 |
| 4. Faith Johnson | 363 | 1980-85 |
| 5. Karen O'Malley | 312 | 1985-88 |
| 6. Dot Whalen | 305 | 1976-80 |
| 7. Nancy Fahey | 269 | 1977-81 |
| 8. Sheila Driver | 230 | 1983-86 |
| 9. Verdell Hale | 220 | 1985-88 |
| 10. Shelly Rucinski | 212 | 1986-90 |
| 11. Ann Hall | 193 | 1978-80 |
| 12. Kelley Camp | 177 | 1977-79 |

Steals

| | | |
|--------------------|-----|---------|
| 1. Janet Huff | 323 | 1980-84 |
| 2. Faith Johnson | 261 | 1980-85 |
| 3. Theresa Huff | 243 | 1979-83 |
| 4. Chris Pruitt | 217 | 1981-85 |
| 5. Sheila Driver | 166 | 1983-86 |
| 6. Michele Kozelka | 152 | 1988-91 |
| 7. Karen O'Malley | 140 | 1985-88 |
| 8. Linda Gough | 130 | 1977-81 |
| 9. Ann Hall | 124 | 1978-80 |
| 10. Dot Whalen | 122 | 1976-80 |

| | | |
|-------------------|-----|---------|
| 11. Amy Bauer | 121 | 1988-91 |
| 12. Verdell Hale | 117 | 1985-88 |
| 13. Robin Threatt | 108 | 1988-91 |

Games Played

| | | |
|--------------------|-----|---------|
| 1. Janet Huff | 118 | 1980-84 |
| Theresa Huff | 118 | 1979-83 |
| Faith Johnson | 118 | 1980-85 |
| 4. Michelle Lowman | 115 | 1978-83 |
| 5. Chris Pruitt | 114 | 1981-85 |
| 6. Lisa Bonnell | 109 | 1984-88 |
| Shelly Rucinski | 109 | 1986-90 |
| 8. Lisa Lawrence | 107 | 1987-91 |
| 9. Andrea Adams | 106 | 1981-85 |
| 10. Kris Hallisy | 105 | 1979-83 |
| Linda Gough | 105 | 1977-81 |
| 12. Teresa Theder | 103 | 1981-85 |

Most Field Goals

| | | |
|---------------------|-----|---------|
| 1. Theresa Huff | 823 | 1979-83 |
| 2. Lisa Bonnell | 620 | 1984-88 |
| 3. Janet Huff | 607 | 1980-84 |
| 4. Chris Pruitt | 589 | 1981-85 |
| 5. Faith Johnson | 470 | 1980-85 |
| 6. Linda Gough | 460 | 1977-81 |
| 7. Michelle Kozelka | 421 | 1988-91 |
| 8. Robin Threatt | 323 | 1988-91 |
| 9. Michelle Lowman | 318 | 1978-83 |
| 10. Delinda Hastie | 294 | 1985-88 |
| 11. Kelley Camp | 268 | 1977-79 |
| 12. Lisa Lawrence | 266 | 1987-91 |
| 13. Amy Bauer | 261 | 1988-91 |
| 14. Dot Whalen | 259 | 1976-80 |
| 15. Kay Fredrickson | 252 | 1987-91 |

Most Field Goals Attempted

| | | |
|---------------------|------|---------|
| 1. Theresa Huff | 1726 | 1979-83 |
| 2. Chris Pruitt | 1425 | 1981-85 |
| 3. Janet Huff | 1406 | 1980-84 |
| 4. Lisa Bonnell | 1385 | 1984-88 |
| 5. Faith Johnson | 1190 | 1980-85 |
| 6. Linda Gough | 1172 | 1977-81 |
| 7. Michele Kozelka | 913 | 1988-91 |
| 8. Michelle Lowman | 793 | 1978-83 |
| 9. Robin Threatt | 715 | 1988-91 |
| 10. Dot Whalen | 702 | 1976-80 |
| 11. Delinda Hastie | 688 | 1985-88 |
| 12. Kay Fredrickson | 684 | 1987-91 |
| 13. Kelley Camp | 682 | 1977-79 |

Field Goal Pct. (200 attempts min.)

| | | |
|---------------------|-----------------|---------|
| 1. Megan Scott | .547 (127-232) | 1983-84 |
| 2. Janet Johnson | .515 (152-295) | 1988-89 |
| 3. Vivian Rorer | .504 (209-414) | 1980-82 |
| 4. Marty Calden | .500 (129-258) | 1974-77 |
| 5. Theresa Huff | .477 (823-1726) | 1979-83 |
| 6. Michelle Kozelka | .461 (421-913) | 1988-91 |
| 7. Robin Threatt | .452 (323-715) | 1988-91 |
| 8. Lisa Bonnell | .448 (620-1385) | 1984-88 |
| 9. Michelle Fischer | .442 (106-240) | 1983-87 |
| 10. Kerry Karst | .436 (142-326) | 1978-79 |
| 11. Janet Huff | .435 (607-1397) | 1980-84 |
| 12. Ann Hall | .429 (257-599) | 1978-80 |
| 13. Amy Bauer | .427 (261-611) | 1988-91 |

Most Free Throws

| | | |
|--------------------|-----|---------|
| 1. Michele Kozelka | 277 | 1988-91 |
| 2. Janet Huff | 241 | 1980-84 |
| 3. Theresa Huff | 233 | 1979-83 |
| 4. Chris Pruitt | 221 | 1981-85 |
| 5. Lisa Lawrence | 219 | 1987-91 |
| 6. Lisa Bonnell | 211 | 1984-88 |
| 7. Amy Bauer | 206 | 1988-91 |

| | | |
|---------------------|-----|---------|
| 8. DeLinda Hastie | 201 | 1985-88 |
| 9. Faith Johnson | 180 | 1980-85 |
| 10. Verdell Hale | 151 | 1985-88 |
| 11. Ginny Vorwald | 149 | 1976-80 |
| 12. Ann Hall | 138 | 1978-80 |
| 13. Karen O'Malley | 137 | 1985-88 |
| 14. Dot Whalen | 130 | 1976-80 |
| 15. Michelle Lowman | 124 | 1978-83 |
| 16. Mynette Clark | 119 | 1988-91 |

Most Free Throws Attempted

| | | |
|---------------------|-----|---------|
| 1. Theresa Huff | 409 | 1979-83 |
| 2. Michele Kozelka | 370 | 1988-91 |
| 3. DeLinda Hastie | 333 | 1985-88 |
| 4. Janet Huff | 328 | 1980-84 |
| 5. Lisa Bonnell | 317 | 1984-88 |
| 6. Lisa Lawrence | 312 | 1987-91 |
| 7. Chris Pruitt | 298 | 1981-85 |
| 8. Faith Johnson | 292 | 1980-85 |
| 9. Amy Bauer | 267 | 1988-91 |
| 10. Ginny Vorwald | 241 | 1976-80 |
| 11. Verdell Hale | 221 | 1985-88 |
| 12. Michelle Lowman | 197 | 1978-83 |
| 13. Karen O'Malley | 189 | 1985-88 |

Free Throw Pct. (60 attempts min.)

| | | |
|----------------------|----------------|---------|
| 1. Carmella McMullen | .782 (68-87) | 1984-85 |
| 2. Amy Bauer | .772 (206-267) | 1988-91 |
| 3. Mynette Clark | .753 (119-158) | 1988-91 |
| 4. Michele Kozelka | .749 (277-370) | 1988-91 |
| 5. Chris Pruitt | .741 (221-298) | 1981-85 |
| 6. Pam Moore | .739 (51-69) | 1977-78 |
| 7. Janet Huff | .734 (241-328) | 1980-84 |
| Mary Chnelich | .734 (58-79) | 1982-84 |
| 9. Karen O'Malley | .725 (137-189) | 1985-88 |
| 10. Kay Fredrickson | .716 (58-81) | 1987-91 |
| 11. Lisa Lawrence | .702 (219-312) | 1987-91 |
| 12. Ann Hall | .701 (138-197) | 1978-80 |
| 13. Robin Threatt | .697 (99-142) | 1988-91 |
| 14. Dot Whalen | .695 (130-187) | 1976-80 |

Most Three-Point Goals

| | | |
|--------------------|----|---------|
| 1. Mynette Clark | 81 | 1988-91 |
| 2. Robin Threatt | 64 | 1988-91 |
| 3. Shelly Rucinski | 53 | 1986-90 |
| 4. Dolly Rademaker | 47 | 1990-91 |
| 5. Amy Bauer | 44 | 1988-91 |
| 6. Lisa Bonnell | 31 | 1984-88 |
| 7. Kay Fredrickson | 19 | 1987-91 |

Most Three-Point Attempts

| | | |
|--------------------|-----|---------|
| 1. Mynette Clark | 252 | 1988-91 |
| 2. Shelly Rucinski | 191 | 1986-90 |
| 3. Robin Threatt | 181 | 1988-91 |
| 4. Amy Bauer | 145 | 1988-91 |
| 5. Dolly Rademaker | 116 | 1990-91 |
| 6. Lisa Bonnell | 97 | 1984-88 |
| 7. Kay Fredrickson | 55 | 1987-91 |

Best Three-Point Pct. (10 min.)

| | | |
|--------------------|---------------|---------|
| 1. Dolly Rademaker | .405 (47-116) | 1990-91 |
| 2. Robin Threatt | .354 (64-181) | 1988-91 |
| 3. Kay Fredrickson | .345 (19-55) | 1987-91 |
| 4. Mynette Clark | .321 (81-252) | 1988-91 |
| 5. Lisa Bonnell | .320 (31-97) | 1984-88 |
| 6. Amy Bauer | .303 (44-145) | 1988-91 |
| 7. Shelly Rucinski | .277 (53-191) | 1986-90 |

Most Consecutive Games Played:

103 by Linda Gough (1977-1981)

Single Season

Big Ten Play (1983-91)

Most Points

| | |
|-----|-----------------------|
| 350 | Theresa Huff, 1983 |
| 348 | Lisa Bonnell, 1988 |
| 328 | Janet Huff, 1984 |
| 310 | Lisa Bonnell, 1987 |
| 285 | Robin Threatt, 1991 |
| 272 | Mynette Clark, 1991 |
| 265 | Megan Scott, 1984 |
| 256 | Michele Kozelka, 1990 |
| 250 | Michele Kozelka, 1991 |
| 242 | Chris Pruitt, 1984 |
| 235 | Faith Johnson, 1985 |
| 233 | Michele Kozelka, 1989 |
| 227 | Janetta Johnson, 1989 |
| 215 | DeLinda Hastie, 1987 |
| 213 | Janet Huff, 1983 |
| 212 | Robin Threatt, 1990 |
| 211 | Shelly Rucinski, 1989 |
| 207 | Chris Pruitt, 1985 |

Cumulative (1974-91)

| | |
|-----|--------------------------|
| 549 | Lisa Bonnell, 1987-88 |
| 540 | Theresa Huff, 1981-82 |
| 515 | Janet Huff, 1983-84 |
| 499 | Theresa Huff, 1980-81 |
| 474 | Lisa Bonnell, 1986-87 |
| 458 | Theresa Huff, 1982-83 |
| 448 | Robin Threatt, 1990-91 |
| 445 | Michele Kozelka, 1989-90 |
| 432 | Janet Huff, 1981-82 |
| 420 | Chris Pruitt, 1983-84 |
| 408 | Mynette Clark, 1990-91 |
| 382 | Theresa Huff, 1983-84 |
| 368 | Chris Pruitt, 1981-82 |
| 366 | Michele Kozelka, 1990-91 |



Mynette Clark has shown her versatility by being able to drive to the basket or hit the three-pointer. Clark rose to the top of the career and single season three-point marks last season and ranked first in the Big Ten averaging 2.1 treys per game.

Most Rebounds

| | |
|-----|------------------------|
| 214 | Theresa Huff, 1983 |
| 165 | Michele Kozelka, 1991 |
| 159 | Michele Kozelka, 1989 |
| 157 | Janetta Johnson, 1989 |
| 151 | Michelle Kozelka, 1990 |
| 145 | Megan Scott, 1984 |
| 137 | Lisa Bonnell, 1987 |
| 136 | Lisa Bonnell, 1988 |
| 128 | DeLinda Hastie, 1987 |
| 124 | Delinda Hastie, 1988 |
| 122 | Michelle Lowman, 1983 |
| 120 | Chris Pruitt, 1985 |
| 119 | Chris Pruitt, 1984 |
| 116 | Lisa Bonnell, 1986 |

| | |
|-----|---------------------------|
| 394 | Theresa Huff, 1981-82 |
| 303 | Theresa Huff, 1982-83 |
| 294 | Theresa Huff, 1980-81 |
| 260 | Michele Kozelka, 1990-91 |
| 254 | Vivian Rorer, 1981-82 |
| 244 | Michelle Kozelka, 1989-90 |
| 241 | Ann Hall, 1979-80 |
| 230 | Janetta Johnson, 1988-89 |

Most Field Goals

| | |
|-----|-----------------------|
| 153 | Theresa Huff, 1983 |
| 143 | Lisa Bonnell, 1988 |
| 136 | Janet Huff, 1984 |
| 129 | Lisa Bonnell, 1987 |
| 111 | Robin Threatt, 1991 |
| 109 | Megan Scott, 1984 |
| 102 | Chris Pruitt, 1984 |
| 102 | Faith Johnson, 1985 |
| 100 | Michele Kozelka, 1990 |
| 99 | Michele Kozelka, 1991 |
| 99 | Janetta Johnson, 1989 |
| 94 | Mynette Clark, 1991 |
| 91 | Michele Kozelka, 1989 |
| 87 | Janet Huff, 1983 |
| 85 | Robin Threatt, 1990 |
| 84 | Shelly Rucinski, 1989 |

| | |
|-----|--------------------------|
| 232 | Theresa Huff, 1981-82 |
| 223 | Theresa Huff, 1980-81 |
| 223 | Lisa Bonnell, 1987-88 |
| 217 | Janet Huff, 1983-84 |
| 203 | Theresa Huff, 1982-83 |
| 202 | Lisa Bonnell, 1986-87 |
| 188 | Chris Pruitt, 1983-84 |
| 180 | Janet Huff, 1981-82 |
| 179 | Robin Threatt, 1990-91 |
| 163 | Pam Moore, 1977-78 |
| 163 | Michele Kozelka, 1989-90 |
| 162 | Linda Gough, 1979-80 |

Most Field Goal Attempts

| | |
|-----|-----------------------|
| 324 | Lisa Bonnell, 1988 |
| 314 | Theresa Huff, 1983 |
| 301 | Janet Huff, 1984 |
| 291 | Lisa Bonnell, 1987 |
| 252 | Chris Pruitt, 1984 |
| 248 | Robin Threatt, 1991 |
| 236 | Chris Pruitt, 1985 |
| 233 | Mynette Clark, 1991 |
| 228 | Michele Kozelka, 1991 |
| 219 | Faith Johnson, 1985 |
| 217 | Michele Kozelka, 1990 |
| 211 | Janet Huff, 1983 |
| 205 | Faith Johnson, 1983 |
| 204 | DeLinda Hastie, 1987 |
| 196 | Robin Threatt, 1990 |

| | |
|-----|-----------------------|
| 510 | Theresa Huff, 1981-82 |
| 498 | Lisa Bonnell, 1987-88 |
| 476 | Janet Huff, 1983-84 |
| 438 | Theresa Huff, 1980-81 |
| 437 | Lisa Bonnell, 1986-87 |
| 437 | Theresa Huff, 1982-83 |
| 428 | Janet Huff, 1981-82 |
| 423 | Chris Pruitt, 1983-84 |
| 401 | Linda Gough, 1979-80 |

Best Field Goal Shooting Percentage (100 or more attempts)

| | | | |
|------|---------------------------------|------|------------------------------------|
| .548 | Megan Scott, 1984 (109-199) | .547 | Megan Scott, 1983-84 (127-232) |
| .495 | Janetta Johnson, 1989 (99-200) | .518 | Vivian Rorer, 1981-82 (156-301) |
| .487 | Theresa Huff, 1983 (153-314) | .515 | Janetta Johnson, 1988-89 (152-295) |
| .466 | Faith Johnson, 1985 (102-219) | .510 | Vivian Rorer, 1980-81 (53-104) |
| .462 | Michele Kozelka, 1989 (91-197) | .509 | Theresa Huff, 1980-81 (223-438) |
| .461 | Michele Kozelka, 1990 (100-217) | .500 | Marty Calden, 1976-77 (129-258) |
| .452 | Janet Huff, 1984 (136-301) | .491 | Michele Kozelka, 1989-90 (163-332) |
| .448 | Robin Threatt, 1991 (111-248) | .484 | Theresa Huff, 1979-80 (165-341) |
| .443 | Lisa Bonnell, 1987 (129-291) | .475 | Robin Threatt, 1990-91 (179-377) |
| .442 | Amy Bauer, 1989 (68-154) | .463 | Michele Kozelka, 1988-89 (118-255) |
| .441 | Lisa Bonnell, 1988 (143-324) | .462 | Lisa Bonnell, 1986-87 (202-437) |
| .435 | Lisa Lawrence, 1991 (60-138) | .457 | Shelly Rucinski, 1988-89 (121-265) |
| .435 | Teresa Theder, 1985 (57-131) | .456 | Janet Huff, 1983-84 (217-476) |
| .434 | Michele Kozelka, 1991 (99-228) | .448 | Lisa Bonnell, 1987-88 (223-498) |
| .431 | Karen O'Malley, 1986 (50-116) | .445 | Amy Bauer, 1990-91 (88-198) |
| .423 | Amy Bauer, 1991 (44-104) | .445 | Chris Pruitt, 1983-84 (188-423) |
| .420 | Shelly Rucinski, 1989 (84-200) | .440 | Amy Bauer, 1988-89 (92-209) |
| .419 | Sheila Driver, 1984 (54-129) | .437 | Lisa Lawrence, 1990-91 (93-213) |
| .412 | Janet Huff, 1983 (87-211) | .430 | Michele Kozelka, 1990-91 (140-326) |

Most Three-Point Goals

| | |
|--------------------------|-----------------------------|
| 37 Mynette Clark, 1991 | 58 Mynette Clark, 1990-91 |
| 22 Dolly Rademaker, 1991 | 47 Dolly Rademaker, 1990-91 |
| 22 Robin Threath, 1990 | 33 Robin Threath, 1990-91 |
| 21 Robin Threath, 1991 | 31 Lisa Bonnell, 1987-88 |
| 18 Lisa Bonnell, 1988 | 29 Robin Threath, 1989-90 |
| 17 Shelly Rucinski, 1989 | 22 Shelly Rucinski, 1989-90 |
| 14 Amy Bauer, 1990 | 20 Amy Bauer, 1989-90 |
| 10 Kay Fredrickson, 1988 | 18 Shelly Rucinski, 1988-89 |
| 10 Amy Bauer, 1989 | 16 Mynette Clark, 1989-90 |
| 7 Amy Bauer, 1991 | 13 Amy Bauer, 1990-91 |
| 6 Mynette Clark, 1990 | 13 Shelly Rucinski, 1987-88 |
| 6 Shelly Rucinski, 1988 | 11 Amy Bauer, 1988-89 |
| 5 Peggy Shreve, 1991 | 10 Kay Fredrickson, 1987-88 |
| 4 Mynette Clark, 1989 | 9 Kay Fredrickson, 1988-89 |
| 4 Kay Fredrickson, 1989 | 6 Peggy Shreve, 1990-91 |
| 3 Julie Garske, 1988 | 6 Mynette Clark, 1988-89 |

Most Three-Point Attempts

| | |
|--------------------------|------------------------------|
| 111 Mynette Clark, 1991 | 182 Mynette Clark, 1990-91 |
| 67 Robin Threath, 1990 | 116 Dolly Rademaker, 1990-91 |
| 64 Dolly Rademaker, 1991 | 97 Lisa Bonnell, 1987-88 |
| 64 Robin Threath, 1991 | 96 Robin Threath, 1990-91 |
| 63 Lisa Bonnell, 1988 | 84 Robin Threath, 1989-90 |
| 56 Shelly Rucinski, 1989 | 76 Shelly Rucinski, 1989-90 |
| 48 Amy Bauer, 1990 | 64 Amy Bauer, 1989-90 |
| 32 Amy Bauer, 1989 | 60 Shelly Rucinski, 1988-89 |
| 26 Amy Bauer, 1991 | 55 Shelly Rucinski, 1987-88 |
| 23 Mynette Clark, 1990 | 51 Shelly Rucinski, 1989-90 |
| 23 Shelly Rucinski, 1988 | 48 Mynette Clark, 1989-90 |
| 22 Peggy Shreve, 1991 | 47 Amy Bauer, 1990-91 |
| 21 Kay Fredrickson, 1988 | 34 Amy Bauer, 1988-89 |
| 20 Julie Garske, 1988 | 32 Kay Fredrickson, 1987-88 |
| 15 Shelly Rucinski, 1990 | 27 Peggy Shreve, 1990-91 |

Best Three-Point Percentage (10 or more made)

| | |
|------------------------------------|--|
| .476 Kay Fredrickson, 1988 (10-21) | .405 Dolly Rademaker, 1990-91 (47-116) |
| .344 Dolly Rademaker, 1991 (22-64) | .345 Robin Threath, 1989-90 (29-84) |
| .328 Robin Threath, 1991 (21-64) | .344 Robin Threath, 1990-91 (33-96) |
| .328 Robin Threath, 1990 (22-67) | .324 Amy Bauer, 1988-89 (10-32) |
| .333 Mynette Clark, 1991 (37-111) | .320 Lisa Bonnell, 1987-88 (31-97) |
| .313 Amy Bauer, 1989 (10-32) | .319 Mynette Clark, 1990-91 (58-182) |
| .304 Shelly Rucinski, 1989 (17-56) | .313 Kay Fredrickson, 1987-88 (10-32) |
| .294 Shelly Rucinski, 1990 (15-51) | .312 Amy Bauer, 1989-90 (20-64) |

| | |
|---------------------------------|---------------------------------------|
| .292 Amy Bauer, 1990, (14-48) | .300 Shelly Rucinski, 1988-89 (18-60) |
| .286 Lisa Bonnell, 1988 (18-63) | .277 Amy Bauer, 1990-91 (13-47) |

Note: 1987-88 was first season with the three-point goal

Most Free Throws

| | |
|-----------------------------|-------------------------------|
| 65 Lisa Lawrence, 1991 | 118 Michele Kozelka, 1989-90 |
| 64 Michele Kozelka, 1990 | 88 Lisa Lawrence, 1990-91 |
| 58 Amy Bauer, 1991 | 85 Michele Kozelka, 1990-91 |
| 56 Janet Huff, 1984 | 85 DeLinda Hastie, 1987-88 |
| 56 Carmella McMullen, 1985 | 84 Amy Bauer, 1990-91 |
| 52 Michele Kozelka, 1991 | 81 Janet Huff, 1983-84 |
| 52 Lisa Bonnell, 1987 | 79 Amy Bauer, 1988-89 |
| 51 Michele Kozelka, 1989 | 78 Chris Pruitt, 1981-82 |
| 49 DeLinda Hastie, 1987 | 76 Theresa Huff, 1981-82 |
| 47 Mynette Clark, 1991 | 76 Verdell Hale, 1986-87 |
| 47 Verdell Hale, 1987 & '88 | 74 Michele Kozelka, 1988-89 |
| 47 Megan Scott, 1984 | 72 Lisa Bonnell, 1987-88 |
| 44 Amy Bauer, 1989 | 72 Janet Huff, 1981-82 |
| 44 Theresa Huff, 1983 | 70 Mynette Clark, 1990-91 |
| 43 Lisa Lawrence, 1990 | 68 Carmella McMullen, 1984-85 |
| 42 Robin Threath, 1991 | 66 DeLinda Hastie, 1986-87 |
| 41 DeLinda Hastie, 1986 | 62 Marty Calden, 1976-77 |
| 41 Chris Pruitt, 1985 | 62 Karen O'Malley, 1986-87 |
| 39 Janet Huff, 1983 | 61 Lisa Lawrence, 1989-90 |

Most Free Throw Attempts

| | |
|-------------------------------|------------------------------|
| 84 Michele Kozelka, 1990 | 147 Michele Kozelka, 1989-90 |
| 82 Lisa Lawrence, 1991 | 144 DeLinda Hastie, 1987-88 |
| 80 Megan Scott, 1984 | 123 Michele Kozelka, 1990-91 |
| 77 Amy Bauer, 1991 | 119 Theresa Huff, 1981-82 |
| 74 Lisa Bonnell, 1987 | 115 Lisa Lawrence, 1990-91 |
| 74 DeLinda Hastie, 1987 & '88 | 112 Amy Bauer, 1990-91 |
| 72 Theresa Huff, 1983 | 110 DeLinda Hastie, 1986-87 |
| 72 Janet Huff, 1984 | 110 Theresa Huff, 1980-81 |
| 72 Carmella McMullen, 1985 | 109 Janet Huff, 1981-82 |
| 70 Michele Kozelka, 1989 | 108 Verdell Hale, 1986-87 |
| 67 Michele Kozelka, 1991 | 108 Megan Scott, 1983-84 |
| 63 Verdell Hale, 1987 | 106 Vivian Rorer, 1981-82 |
| 61 DeLinda Hastie, 1986 | 103 Lisa Bonnell, 1987-88 |
| 62 Janetta Johnson, 1989 | 102 Janet Huff, 1983-84 |
| 60 Robin Threath, 1991 | 101 Amy Bauer, 1988-89 |
| 59 Chris Pruitt, 1984 | 100 Michele Kozelka, 1988-89 |
| 58 Mynette Clark, 1991 | |
| 58 Faith Johnson, 1985 | |

Best Free Throw Percentage (35 or more attempts)

| | |
|--------------------------------------|---|
| .845 Karen O'Malley, 1987 (38-45) | .803 Michele Kozelka, 1989-90 (118-147) |
| .810 Mynette Clark, 1991 (47-58) | .796 Amy Bauer, 1989-90 (43-54) |
| .809 Chris Pruitt, 1983 (38-47) | .795 Karen O'Malley, 1986-87 (62-78) |
| .804 Chris Pruitt, 1985 (41-51) | .794 Janet Huff, 1983-84 (81-102) |
| .793 Lisa Lawrence, 1991 (65-82) | .788 Chris Pruitt, 1981-82 (78-99) |
| .778 Carmella McMullen, 1985 (56-72) | .782 Carmella McMullen, 1984-85 (68-87) |
| .777 Janet Huff, 1984 (56-72) | .782 Amy Bauer, 1988-89 (79-101) |
| .776 Michele Kozelka, 1991 (52-67) | .778 Mynette Clark, 1990-91 (70-90) |
| .772 Amy Bauer, 1989 (44-57) | .771 Chris Pruitt, 1984-85 (54-70) |
| .765 Janet Huff, 1983 (39-51) | .765 Lisa Lawrence, 1990-91 (88-115) |
| .762 Michele Kozelka, 1990 (64-84) | .763 Chris Pruitt, 1982-83 (45-59) |
| .753 Amy Bauer, 1991 (58-77) | .757 Verdell Hale, 1985-86 (28-37) |
| .746 Verdell Hale, 1987 (47-63) | .753 Janet Huff, 1982-83 (61-81) |
| .741 Lisa Lawrence, 1990 (43-58) | .750 Amy Bauer, 1990-91 (84-112) |
| .729 Michele Kozelka, 1989 (51-70) | .750 Janet Huff, 1980-81 (27-36) |
| .725 Karen O'Malley, 1986 (29-40) | .740 Michele Kozelka, 1988-89 (74-100) |

Most Personal Fouls

| | |
|---------------------------------------|--|
| 4.2 Janetta Johnson, 1989 (76 in 18) | 4.2 Janetta Johnson, 1988-89 (112 in 27) |
| 3.9 Michelle Lowman, 1983 (70 in 18) | 3.9 Karen O'Malley, 1985-86 (104 in 27) |
| 3.8 Karen O'Malley, 1986 (65 in 17) | 3.7 Teresa Theder, 1984-85 (103 in 28) |
| 3.7 Teresa Theder, 1985 (67 in 18) | 3.6 Michelle Lowman, 1982-83 (97 in 27) |
| 3.6 Mynette Clark, 1991 (66 in 18) | 3.6 Michelle Lowman, 1978-79 (86 in 24) |
| 3.6 DeLinda Hastie, 1987 (66 in 18) | 3.5 Mynette Clark, 1990-91 (99 in 28) |
| 3.4 Marsha Millhouse, 1986 (44 in 13) | 3.5 Karen O'Malley, 1986-87 (95 in 27) |
| 3.4 Janet Huff, 1983 (62 in 18) | 3.5 Theresa Huff, 1979-80 (94 in 27) |



| | |
|--------------------------------------|--|
| 3.3 Megan Scott, 1984 (60 in 18) | 3.4 Marsha Millhouse, 1985-86 (47 in 14) |
| 3.2 Michele Kozelka, 1990 (57 in 18) | 3.4 Dot Whalen, 1976-77 (72 in 21) |
| 3.2 Vicki Prince, 1986 (54 in 17) | 3.4 Kristi Condon, 1975-76 (61 in 18) |
| 3.1 Sheila Driver, 1986 (52 in 17) | 3.3 Tracy Faulkner, 1985-86 (43 in 13) |
| 3.1 Amy Bauer, 1989 (52 in 17) | 3.2 Michele Kozelka, 1989-90 (91 in 28) |
| 3.0 Karen O'Malley, 1987 (51 in 17) | 3.2 DeLinda Hastie, 1986-87 (91 in 28) |
| 2.9 Verdell Hale, 1986 (20 in 7) | 3.2 Lisa Lawrence, 1990-91 (83 in 26) |

Highest Scoring Average

| | |
|----------------------------|-------------------------------|
| 19.4 Theresa Huff, 1985 | 19.6 Lisa Bonnell, 1987-88 |
| 19.3 Lisa Bonnell, 1988 | 19.1 Janet Huff, 1983-84 |
| 19.3 Janet Huff, 1984 | 16.9 Theresa Huff, 1982-83 |
| 17.2 Lisa Bonnell, 1987 | 16.9 Lisa Bonnell, 1986-87 |
| 15.8 Robin Threatt, 1991 | 16.6 Robin Threatt, 1990-91 |
| 15.1 Mynette Clark, 1991 | 16.6 Theresa Huff, 1980-81 |
| 14.7 Michele Kozelka, 1990 | 16.3 Pam Moore, 1977-78 |
| 14.7 Megan Scott, 1984 | 15.9 Theresa Huff, 1981-82 |
| 13.9 Michele Kozelka, 1991 | 15.9 Michele Kozelka, 1989-90 |

Highest Rebound Average

| | |
|---------------------------|------------------------------|
| 11.9 Theresa Huff, 1983 | 11.6 Theresa Huff, 1981-82 |
| 9.2 Michele Kozelka, 1991 | 11.2 Theresa Huff, 1982-83 |
| 8.8 Michele Kozelka, 1989 | 9.8 Theresa Huff, 1980-81 |
| 8.7 Janet Johnson, 1989 | 9.8 Ginny Vorwald, 1976-77 |
| 8.4 Michele Kozelka, 1990 | 9.3 Michele Kozelka, 1990-91 |
| 8.2 Megan Scott, 1984 | 9.0 Pam Moore, 1977-78 |
| 7.6 Lisa Bonnell, 1987 | 8.7 Michele Kozelka, 1989-90 |
| 7.6 Lisa Bonnell, 1988 | 8.5 Janet Johnson, 1988-89 |
| 7.1 DeLinda Hastie, 1987 | 8.3 Delinda Hastie, 1987-88 |
| 7.1 Chris Pruitt, 1985 | 7.9 Lisa Bonnell, 1987-88 |
| 6.9 Delinda Hastie, 1988 | 7.6 Michele Kozelka, 1988-89 |
| 6.8 Michelle Lowman, 1983 | 7.5 Lisa Bonnell, 1986-87 |
| 6.8 Lisa Bonnell, 1986 | 7.0 DeLinda Hastie, 1986-87 |

Most Assists

| | |
|-------------------------|-----------------------------|
| 75 Amy Bauer, 1989 | 141 Amy Bauer, 1988-89 |
| 73 Verdell Hale, 1987 | 124 Amy Bauer, 1990-91 |
| 71 Chris Pruitt, 1985 | 124 Nancy Fahey, 1980-81 |
| 69 Mynette Clark, 1991 | 123 Verdell Hale, 1986-87 |
| 68 Karen O'Malley, 1988 | 120 Faith Johnson, 1981-82 |
| 67 Janet Huff, 1984 | 119 Janet Huff, 1982-83 |
| 66 Karen O'Malley, 1986 | 119 Kelley Camp, 1978-79 |
| 65 Faith Johnson, 1985 | 113 Karen O'Malley, 1987-88 |
| 65 Chris Pruitt, 1984 | 109 Faith Johnson, 1984-85 |
| 64 Amy Bauer, 1991 | 105 Amy Bauer, 1989-90 |

Most Steals

| | |
|------------------------|---------------------------|
| 54 Faith Johnson, 1985 | 90 Janet Huff, 1981-82 |
| 50 Janet Huff, 1983 | 80 Janet Huff, 1983-84 |
| 49 Janet Huff, 1984 | 78 Faith Johnson, 1984-85 |
| 48 Theresa Huff, 1983 | 76 Janet Huff, 1982-83 |
| 42 Megan Scott, 1984 | 73 Vivian Rorer, 1981-82 |
| 42 Faith Johnson, 1983 | 70 Theresa Huff, 1981-82 |

Most Blocked Shots


| | |
|---------------------------|------------------------------|
| 70 Janet Johnson, 1989 | 130 Janet Johnson, 1988-89 |
| 48 Michelle Lowman, 1983 | 80 Michelle Lowman, 1982-83 |
| 28 Inga Young, 1987 | 73 Michelle Lowman, 1978-79 |
| 24 Inga Young, 1986 | 54 Michelle Lowman, 1980-81 |
| 18 DeLinda Hastie, 1987 | 51 Inga Young, 1986-87 |
| 18 Theresa Huff, 1983 | 43 Inga Young, 1985-86 |
| 17 Chris Pruitt, 1984 | 32 Theresa Huff, 1982-83 |
| 17 Andrea Adams, 1984 | 29 Lisa Bonnell, 1984-85 |
| 15 Michelle Fischer, 1987 | 26 DeLinda Hastie, 1986-87 |
| 13 Lisa Bonnell, 1985 | 25 Michelle Fischer, 1986-87 |
| 13 Lisa Bonnell, 1988 | 23 Lisa Bonnell, 1987-88 |

Most Consecutive Free Throws

| |
|--------------------------|
| 29 Michele Kozelka, 1990 |
|--------------------------|

Most Consecutive Free Throws In A Game

| |
|-----------------------------|
| 17-17 Michele Kozelka, 1990 |
|-----------------------------|



Lisa Lawrence completed her eligibility last season with the UW record for most free throws in a season in Big Ten play. Last year Lawrence was 88 of 115 (77 percent) ranking second for most free throws in a season.

Single Game

Cumulative (1974-91)

Most Points

- 35 Michele Kozelka vs. Illinois State, 12-30-90, (13 FG, 9 FT)
- 35 Lisa Bonnell vs. St. Peter's College, 1-3-88, (12 FG, 10 FT)
- 33 Chris Pruitt vs. Bradley, 12-1-83 (16 FG, 1 FT)
- 33 Marty Calden vs. UW-Stevens Point, 1-21-77 (13 FG, 7 FT)
- 32* Janet Huff vs. OSU, 2-12-84 (13 FG, 6 FT)
- 31 Lisa Bonnell vs. MINN, 1-10-88 (13 FG, 1-3PT, 2 FT)
- 30 Janet Huff vs. Illinois-Chicago, 12-7-83 (14 FG, 2 FT)
- 30 Theresa Huff vs. ILL, 1-19-83 (14 FG, 0 FT)
- 30 Theresa Huff vs. Drake, 12-2-79 (15 FG, 0 FT)
- 30 Pam Moore vs. N. Illinois, 1-17-78 (11 FG, 8 FT)
- 30 Pam Moore vs. Illinois State, 3-9-78 (13 FG, 4 FT)
- 29 Michele Kozelka vs. Minnesota, 3-2-90 (9 FG, 11 FT)
- 29 Michele Kozelka vs. UW-Green Bay, 12-5-89 (6 FG, 17 FT)
- 29 Lisa Bonnell vs. Detroit, 12-13-87 (13 FG, 3 FT)
- 29 Lisa Bonnell vs. San Diego, 12-30-86 (13 FG, 3 FT)
- 28 Robin Threatt vs. UW-Milwaukee, 12-1-90, (12 FG, 2 FT)
- 28 Michele Kozelka vs. MSU, 2-19-89 (12 FG, 4 FT)
- 28 Lisa Bonnell vs. Iowa, 3-12-88 (12 FG, 4 FT)
- 27 Michele Kozelka vs. Ill-Chicago, 11-28-89 (9 FG, 9 FT)
- 27 Lisa Bonnell vs. MSU, 1-23-87 (12 FG, 3 FT)
- 27 Lisa Bonnell vs. ILL, 1-15-88 (8 FG, 3-3PT, 2 FT)
- 26 Michele Kozelka vs. MSU, 1-11-91, (11 FG, 4 FT)
- 26 Robin Threatt vs. Marquette, 1-16-90 (9 FG, 5 FT)
- 26 Lisa Bonnell vs. MSU, 3-2-86 (12 FG, 2 FT)
- 26 Janet Huff vs. Iowa, 2-22-84 (13 FG, 0 FT)
- 26 Theresa Huff vs. IND, 2-6-83 (11 FG, 4 FT)
- 26 Janet Huff vs. NU, 1-21-83 (9 FG, 8 FT)
- 26 Lisa Bonnell vs. MICH, 2-20-87 (12 FG, 2 FT)

Most Field Goals

- 16 Chris Pruitt vs. Bradley, 12-1-83
- 15 Theresa Huff vs. Drake, 12-2-79
- 14* Lisa Bonnell vs. MINN, 1-10-88
- 14* Theresa Huff vs. ILL, 1-9-83
- 14 Janet Huff vs. Ill.-Chicago, 12-7-83
- 14 Theresa Huff vs. Missouri, 2-20-81
- 13 Michele Kozelka vs. Illinois St., 12-30-90
- 13 Lisa Bonnell vs. Detroit, 12-13-87
- 13 Lisa Bonnell vs. San Diego, 12-30-86
- 13 Janet Huff vs. OSU, 2-12-84
- 13 Janet Huff vs. Iowa, 2-22-84

Most Field Goal Attempts

- 27* Theresa Huff vs. IND, 2-6-83
- 27* Theresa Huff vs. MSU, 1-14-83
- 27 Linda Gough vs. Lincoln College, 2-2-80
- 27 Pam Moore vs. UW-Oshkosh, 1-31-78
- 26 Janet Huff vs. OSU, 2-12-84
- 26 Lisa Bonnell vs. Iowa, 1-8-88
- 26 Theresa Huff vs. Indiana State, 2-5-82
- 25 Janet Huff vs. Iowa, 1-22-84
- 24 Theresa Huff vs. ILL, 1-9-83

Best Field Goal Shooting Percentage

(12 or more attempts)

- .833 Faith Johnson vs. IND (10-12), 1-30-81
- .769* Michele Kozelka vs. PUR (10-13), 1-27-91
- .765 Michele Kozelka vs. Ill. St. (13-17), 12-30-90
- .750 Michele Kozelka vs. UW-Green Bay (9-12), 12-7-88
- .750 Megan Scott vs. MINN (9-12), 1-27-84
- .706 Lisa Bonnell vs. MSU (12-17), 1-23-87
- .688 Robin Threatt vs. MINN (11-16), 1-6-91
- .667 Michele Kozelka vs. ILL (8-12), 2-25-90

- .667 Janet Johnson vs. IND (12-18), 3-11-89
- .667 Lisa Bonnell vs. MSU (12-18), 3-2-86

Most Three-Point Goals

- 5* Dolly Rademaker vs. MINN, 3-7-91
- 5* Lisa Bonnell vs. Northwestern, 3-4-88
- 5 Dolly Rademaker vs. Creighton, 12-9-90
- 5 Mynette Clark vs. Washington, 11-23-90
- 4 Dolly Rademaker vs. Iowa State, 11-28-90
- 4 Dolly Rademaker vs. Gonzaga, 11-24-90
- 4 Mynette Clark vs. Gonzaga, 11-24-90
- 4 Mynette Clark vs. MSU, 1-11-91
- 4 Mynette Clark vs. ILL, 2-24-91
- 4 Shelly Rucinski vs. ILL, 2-25-90
- 4 Robin Threatt vs. MSU, 2-18-90
- 4 Shelly Rucinski vs. Iowa, 2-3-89
- 4 Shelly Rucinski vs. Florida State, 12-4-87
- 4 Lisa Bonnell vs. Lake Superior State, 12-11-87


Most Three-Point Attempts

- 13* Lisa Bonnell vs. Iowa, 1-8-88
- 11 Mynette Clark vs. Nebraska, 12-7-90
- 11 Mynette Clark vs. MSU, 1-11-91
- 11 Dolly Rademaker vs. MINN, 3-7-91
- 10 Mynette Clark vs. Iowa, 3-9-90
- 10 Shelly Rucinski vs. Florida State, 12-4-87


Best Three-Point Percentage

(4 or more made)

- 1.000* Robin Threatt vs. MSU (4 of 4), 2-18-90
- .833 Lisa Bonnell vs. NU (5 of 6), 3-4-88
- .800 Shelly Rucinski vs. Iowa (4 of 5), 2-4-89
- .800 Lisa Bonnell vs. Lake Superior State (4 of 5), 12-11-88
- .714 Mynette Clark vs. Washington (5-7), 11-23-90



Michele Kozelka tied the single game scoring record with 35 points against Illinois State last December.



Robin Threatt owns the single game percentage record with her perfect four-of-four three-point goals against Michigan State.

Most Free Throws

- 17 Michele Kozelka vs. UW-GB, 12-5-89
- 12* Verdell Hale vs. MICH, 1-25-87
- 11 Michele Kozelka vs. MINN, 3-2-90
- 11 Lisa Bonnell vs. MICH, 2-28-86
- 11 Theresa Huff vs. Iowa State, 3-6-82
- 10 Lisa Bonnell vs. St. Peter's College, 1-3-88
- 10 Chris Pruitt vs. MICH, 2-3-85
- 10 Megan Scott vs. OSU, 2-12-84
- 10 Kerry Karst vs. NU, 2-21-79
- 10 Megan Scott vs. OSU, 2-12-84

Most Free Throw Attempts

- 17 Michele Kozelka vs. UW-GB, 12-5-89
- 16 Marty Calden vs. Northwestern, 1-22-77
- 15 Delinda Hastie vs. Fairleigh Dickinson, 1-5-88
- 14* Verdell Hale vs. MICH, 1-25-87
- 14* Lisa Bonnell vs. MICH, 2-28-86
- 14 Michele Kozelka vs. Ill. St., 12-30-90
- 13 Amy Bauer vs. Iowa, 1-2-91
- 13 Delinda Hastie vs. St. Peter's College, 1-3-88
- 13 Carmella McMullen vs. Iowa, 2-22-85
- 13 Megan Scott vs. NU, 2-26-84

Best Free Throw Percentage

(10 or more made)

- 1.00 Michele Kozelka vs. UWGB (17 of 17) 12-5-89
- .917* Michele Kozelka vs. MINN (11 of 12) 3-2-90
- .909 Lisa Bonnell vs. St. Peter's College (10 of 11) 1-3-88
- .857 Verdell Hale vs. MICH (12 of 14) 1-25-87
- .786 Lisa Bonnell vs. MICH (11 of 14) 2-28-86

Most Rebounds

- 23* Theresa Huff vs. IND, 2-11-83
- 23 Linda Gough vs. Lincoln College, 2-2-80

- 20 Theresa Huff vs. MICH, 12-6-80
- 19 Delinda Hastie vs. UW-Green Bay, 12-9-88
- 18 Janetta Johnson vs. NU, 2-10-89
- 18 Theresa Huff vs. Ill-Chicago, 12-10-81
- 18 Theresa Huff vs. Loyola, 12-8-81
- 18 Theresa Huff vs. N. Illinois, 12-2-81
- 18 Theresa Huff vs. Wichita State, 11-28-80
- 18 Ann Hall vs. UW-LaCrosse, 2-20-80
- 17 Marsha Millhouse vs. MSU, 2-1-85
- 17 Theresa Huff vs. MSU, 1-14-83
- 17 Chris Pruitt vs. Iowa, 2-23-83
- 17 Theresa Huff vs. PUR, 3-12-83
- 16 Michele Kozelka vs. ILL, 1-25-91
- 16 Janetta Johnson vs. IND, 1-6-89
- 16 Kay Fredrickson vs. F. Dickenson, 1-5-88
- 16 Lisa Bonnell vs. MINN, 1-4-87

Most Assists

- 21 Amy Bauer vs. Detroit, 12-11-88
- 14* Karen O'Malley vs. MINN, 1-10-88
- 14 Amy Bauer vs. Nebraska, 12-7-90
- 14 Faith Johnson vs. E. Illinois, 12-14-85
- 12 Amy Bauer vs. IND, 3-11-89
- 12 Janet Huff vs. Missouri, 3-20-81
- 12 Dot Whalen vs. UW-Oshkosh, 3-2-79
- 11 Amy Bauer vs. Marquette, 1-16-90
- 11 Amy Bauer vs. UW-Green Bay, 12-7-88
- 11 Verdell Hale vs. MINN, 1-4-87
- 11 Chris Pruitt vs. ILL, 2-17-85
- 11 Janet Huff vs. UW-Green Bay, 12-8-83
- 11 Nancy Fahey vs. Iowa, 2-13-81
- 10 Verdell Hale vs. W. Michigan, 12-2-86

Most Steals

- 8 Karen O'Malley vs. Miami of Ohio, 11-29-86
- 8* Janet Huff vs. NU, 1-21-83
- 8* Janet Huff vs. MSU, 1-14-83
- 8 Janet Huff vs. Northeastern Illinois, 1-19-82
- 8 Pam Moore vs. Northern Illinois, 1-17-78
- 7 Michele Kozelka vs. Valparaiso, 12-13-88
- 6 Robin Threatt vs. Nebraska 12-12-89
- 6 Janet Huff vs. MINN, 2-17-84
- 6 Janet Huff vs. MINN, 2-18-83
- 6 Theresa Huff vs. MSU, 1-14-83
- 6 Faith Johnson vs. OSU, 2-4-83
- 6 Verdell Hale vs. MICH, 1-25-87
- 6 Verdell Hale vs. MICH, 1-25-87 & 2-20-87

Most Blocked Shots

- 12* Janetta Johnson vs. IND, 1-6-89
- 12 Janetta Johnson vs. Detroit, 12-11-88
- 12 Janetta Johnson vs. UW-Green Bay, 12-7-88
- 11 Michelle Lowman vs. Iowa, 1-23-83
- 10 Michelle Lowman vs. ILL, 12-9-78
- 9 Michelle Lowman vs. PUR, 1-20-79
- 8 Janetta Johnson vs. Illinois-Chicago, 1-30-89
- 8 Janetta Johnson vs. San Jose St., 11-27-88
- 8 Camilla Hudson vs. OSU, 1-18-87
- 8 Lisa Bonnell vs. N. Iowa, 12-1-84
- 7 Inga Young vs. MINN, 3-5-87
- 7 Michelle Lowman vs. Illinois-Chicago, 11-26-82
- 6 Janetta Johnson vs. PUR, 2-27-89
- 6 Janetta Johnson vs. MICH, 1-22-89
- 6 Janetta Johnson vs. W. Illinois, 12-4-88
- 6 Michelle Lowman vs. MICH, 1-21-83
- 6 Pam Moore vs. UW-Stevens Point, 2-22-78
- 6 Michelle Lowman vs. William Penn, 12-1-78

* Indicates Wisconsin Record in Big Ten Play, 1983-91

Freshmen Records

Single Game

Most Points

- 30 Pam Moore (twice), 1977-78
- 30 Theresa Huff, 1979-80
- 27 Chris Pruitt, 1981-82
- 28 Michele Kozelka, 1988-89
- 26 Faith Johnson, 1980-81

Most Rebounds

- 17 Pam Moore, 1977-78
- 17 Michelle Lowman, 1978-79
- 16 Kay Fredrickson, 1987-88
- 15 Pam Moore, 1977-78
- 15 Michelle Lowman, 1978-79
- 15 Theresa Huff, 1979-80
- 15 Chris Pruitt, 1981-82

Most Assists

- 21 Amy Bauer, 1988-89
- 12 Amy Bauer, 1988-89
- 12 Janet Huff, 1980-81
- 11 Amy Bauer, 1988-89
- 9 Kerry Karst, 1978-79
- 8 Kelley Camp, 1977-78
- 8 Chris Pruitt, 1981-82

Most Steals

- 8 Karen O'Malley, 1985-86
- 8 Pam Moore, 1977-78
- 7 Michele Kozelka, 1988-89
- 7 Pam Moore, 1977-78
- 7 Chris Pruitt, 1981-82
- 7 Gina Edmonds, 1987-88
- 6 Kelley Camp, 1977-78
- 6 Pam Moore, 1977-78

Most Blocked Shots

- 10 Michelle Lowman, 1978-79
- 9 Michelle Lowman, 1978-79
- 8 Lisa Bonnell, 1984-85

Most Field Goals

- 13 Pam Moore, 1977-78
- 12 Michele Kozelka, 1988-89
- 11 Pam Moore (twice), 1977-78
- 11 Chris Pruitt, 1981-82

Most Field Goals Attempted

- 25 Pam Moore (3 times), 1977-78
- 23 Pam Moore, 1977-78
- 22 Michele Kozelka, 1988-89

Best Field Goal Pct. (8 min.)

- 1.000 (8-8), Theresa Huff, 1979-80
- .833 (10-12), Faith Johnson, 1980-81
- .750 (9-12), Michele Kozelka, 1988-89

Most Free Throws (8 min.)

- 9 Amy Bauer (twice), 1988-89
- 9 Karen O'Malley, 1985-86
- 8 Amy Bauer (twice), 1988-89
- 8 Pam Moore, 1977-78

Most Free Throws Attempted (8 min.)

- 12 Amy Bauer, 1988-89
- 10 Amy Bauer (twice), 1988-89
- 9 Karen O'Malley, 1985-86
- 8 Amy Bauer, 1988-89
- 8 Pam Moore, 1977-78
- 8 Chris Pruitt, 1981-82

Best Free Throw Pct. (8 min.)

- 1.000 (9-9), Karen O'Malley, 1985-86
- 1.000 (8-8), Pam Moore, 1977-78
- 1.000 (8-8), Amy Bauer, 1988-89
- .900 (9-10), Amy Bauer (twice), 1988-89

Most Three-Point Goals

- 5 Dolly Rademaker (twice), 1990-91
- 4 Dolly Rademaker (twice), 1990-91
- 3 Dolly Rademaker (5 times), 1990-91
- 3 Robin Threatt, 1988-89
- 3 Mynette Clark, 1988-89
- 2 Dolly Rademaker (4 times), 1990-91
- 2 Amy Bauer (3 times), 1988-89
- 2 Kay Fredrickson, 1987-88

Most Three-Point Attempts

- 11 Dolly Rademaker, 1990-91
- 9 Dolly Rademaker, 1990-91
- 8 Dolly Rademaker (twice), 1990-91
- 7 Dolly Rademaker (3 times), 1990-91
- 6 Dolly Rademaker (twice), 1990-91



Dolly Rademaker set freshmen records in three-point goals for a single game and season hitting 40 percent of her treys (47-116).

- 5 Dolly Rademaker, 1990-91
- 5 Amy Bauer, 1988-89
- 4 Dolly Rademaker (twice), 1990-91
- 4 Amy Bauer (twice), 1988-89
- 4 Robin Threatt, 1988-89
- 4 Mynette Clark (3 times), 1988-89
- 4 Kay Fredrickson (twice), 1987-88

Best Three-Point Pct. (3 min.)

- .750 (3-4), Robin Threatt, 1988-89
- .750 (3-4), Mynette Clark, 1988-89
- .667 (2-3), Kay Fredrickson, 1987-88
- .667 (2-3), Dolly Rademaker, 1990-91

Single Season

Most Points

- 382 Theresa Huff, 1979-80
- 377 Pam Moore, 1977-78
- 368 Chris Pruitt, 1981-82
- 339 Kerry Karst, 1978-79
- 331 Kelley Camp, 1977-78

Most Rebounds

- 210 Theresa Huff, 1979-80
- 209 Pam Moore, 1977-78
- 206 Michele Kozelka, 1988-89
- 203 Michelle Lowman, 1978-79
- 185 Ginny Vorwald, 1976-77
- 158 Chris Pruitt, 1981-2

Most Assists

- 141 Amy Bauer, 1988-89
- 112 Chris Pruitt, 1981-82
- 108 Karen O'Malley, 1985-86
- 80 Kerry Karst, 1978-79
- 77 Janet Huff, 1980-81
- 58 Kelley Camp, 1977-78

Most Steals

- 60 Chris Pruitt, 1981-82
- 60 Pam Moore, 1977-78
- 59 Faith Johnson, 1980-81
- 59 Kerry Karst, 1978-79

Most Blocked Shots

- 73 Michelle Lowman, 1978-79
- 29 Lisa Bonnell, 1984-85
- 28 Theresa Huff, 1979-80

Most Field Goals

- 165 Theresa Huff, 1979-80
- 163 Pam Moore, 1977-78
- 145 Kelley Camp, 1977-78
- 145 Chris Pruitt, 1981-82



Pam Moore set single game scoring and rebounding records of 30 points and 17 rebounds in 1977-78. She later became a national 400-meter track champion in 1981.

Most Field Goals Attempted

- 383 Pam Moore, 1977-78
- 360 Kelley Camp, 1977-78
- 341 Theresa Huff, 1979-80

Best Field Goal Pct. (60 min.)

- .484 (165-341), Theresa Huff, 1979-80
- .463 (118-255), Michele Kozelka, 1988-89
- .449 (80-178), Lisa Bonnell, 1984-85
- .442 (145-328), Chris Pruitt, 1981-82
- .441 (52-118), Marsha Millhouse, 1984-85
- .440 (92-209), Amy Bauer, 1988-89
- .436 (142-326), Kerry Karst, 1978-79
- .432 (80-185), Michelle Lowman, 1978-79

Most Free Throws

- 79 Amy Bauer, 1988-89
- 78 Chris Pruitt, 1981-82
- 74 Michele Kozelka, 1988-89
- 55 Kerry Karst, 1978-79
- 52 Karen O'Malley, 1985-86
- 52 Theresa Huff, 1979-80
- 51 Pam Moore, 1977-78

Most Free Throws Attempted

- 101 Amy Bauer, 1988-89
- 100 Michele Kozelka, 1988-89
- 99 Chris Pruitt, 1981-82
- 88 Theresa Huff, 1979-80
- 86 Ginny Vorwald, 1976-77
- 84 Kerry Karst, 1978-79

Best Free Throw Pct.

- .788 (78-99), Chris Pruitt, 1981-82
- .782 (79-101), Amy Bauer, 1988-89
- .781 (25-32), Kay Fredrickson, 1987-88
- .757 (28-37), Verdell Hale, 1985-86
- .750 (27-36), Janet Huff, 1980-81
- .745 (41-55), Kelley Camp, 1977-78
- .740 (74-100), Michele Kozelka, 1988-89
- .739 (51-69), Pam Moore, 1977-78

Most Three-Point Field Goals

- 47 Dolly Rademaker, 1990-91
- 11 Amy Bauer, 1988-89
- 10 Kay Fredrickson, 1987-88
- 6 Mynette Clark, 1988-89

Most Three-Point Attempts

- 116 Dolly Rademaker, 1990-91
- 34 Amy Bauer, 1988-89
- 32 Kay Fredrickson, 1987-88
- 19 Mynette Clark, 1988-89

Best Three-Point Pct. (10 made)

- .405 (47-116), Dolly Rademaker, 1990-91
- .324 (11-34), Amy Bauer, 1988-89
- .313 (10-32) Kay Fredrickson, 1987-88

Badger Team Records

Single Season

| Big Ten Play (1983-91) | | Cumulative (1974-91) | |
|-------------------------------------|--------------------|----------------------|------------------------|
| Most Points | | | |
| 79.6 | 1991 (1433 in 18) | 81.7 | 1990-91 (2288 in 28) |
| Fewest Points | | | |
| 56.1 | 1986 (1009 in 18) | 43.6 | 1975-76 (785 in 18) |
| Most Field Goals | | | |
| 28.8 | 1983 (519 in 18) | 30.8 | 1982-83 (831 in 27) |
| Most Field Goal Attempts | | | |
| 68.8 | 1983 (1238 in 18) | 76.1 | 1977-78 (1827 in 24) |
| Best Field Goal Percentage | | | |
| .436 | 1984 (487 of 1118) | .436 | 1983-84 (785 of 1797) |
| Lowest Field Goal Percentage | | | |
| .359 | 1986 (403 of 1124) | .299 | 1975-76 (352 of 1177) |
| Most Three-Point Goals | | | |
| 5.2 | 1991 (94 in 18) | 5.8 | 1990-91 (161 in 28) |
| Most Three-Point Attempts | | | |
| 16.3 | 1991 (293 in 18) | 17.3 | 1990-91 (485 in 28) |
| Best Three-Point Percentage | | | |
| .321 | 1991 (94 of 293) | .332 | 1990-91 (161 of 485) |
| Most Free Throws | | | |
| 17.3 | 1991 (311 in 18) | 16.5 | 1990-91 (463 in 28) |
| Most Free Throw Attempts | | | |
| 23.1 | 1991 (415 in 18) | 23.0 | 1990-91 (644 in 28) |
| Best Free Throw Percentage | | | |
| .749 | 1991 (311 of 415) | .719 | 1990-91 (463 of 644) |
| Lowest Free Throw Percentage | | | |
| .644 | 1988 (199 of 309) | .556 | 1975-76 (98 of 176) |
| Most Rebounds | | | |
| 43.7 | 1983 (788 in 18) | 45.6 | 1982-83 (1230 in 17) |
| Fewest Rebounds | | | |
| 36.2 | 1988 (651 in 18) | 21.8 | 1975-76 (394 in 18) |
| Most Personal Fouls | | | |
| 22.4 | 1986 (404 in 18) | 22.9 | 1985-86 (642 in 28) |
| Most Assists | | | |
| 16.2 | 1990 | 16.3 | 1990-91 |
| Fewest Assists | | | |
| 11.9 | 1986 | 12.5 | 1985-86 |
| Most Turnovers | | | |
| 23.4 | 1987 | 24.0 | 1985-86 |
| Fewest Turnovers | | | |
| 18.3 | 1988 | 20.4 | 1988-89 |
| Most Blocks | | | |
| 5.2 | 1983 | 5.7 | 1982-83 |
| Fewest Blocks | | | |
| 1.4 | 1990 | 2.2 | 1989-90 |
| Most Steals | | | |
| 12.6 | 1984 | 12.6 | 1982-83 |
| Fewest Steals | | | |
| 7.1 | 1986 | 7.7 | 1986-87 |
| Most Victories | | | |
| 13 | 1984 (Record 13-5) | 21 | 1981-82 (Record 21-13) |



| | | | |
|--------------------------------------|--|----|------------------------|
| Most Consecutive Victories | | | |
| 7 | 1984 (Record 13-5) | 7 | 1988-89 (Record 13-14) |
| | | 7 | 1983-84 (Record 18-10) |
| | | 7 | 1982-83 (Record 19-8) |
| Fewest Victories | | | |
| 1 | 1986 (Record 1-17) | 4 | 1987-88 (Record 4-24) |
| | | 4 | 1985-86 (Record 4-24) |
| Most Losses | | | |
| 17 | 1986 (Record 1-17) | 24 | 1987-88 (Record 4-24) |
| | | 24 | 1985-86 (Record 4-24) |
| Most Consecutive Losses | | | |
| 15 | 1988 (Record 2-16) | 17 | 1985-86 (Record 4-24) |
| Fewest Losses | | | |
| 5 | 1984 (Record 13-5) | 7 | 1974-75 (Record 11-7) |
| Most Overtimes | | | |
| 2 | 1991 Season | 4 | 1990-91 |
| 1 | 1989 Season | 2 | 1988-89 |
| 1 | 1987 Season | 2 | 1986-87 |
| 1 | 1985 Season | 2 | 1985-86 |
| | | 2 | 1982-83 |
| | | 2 | 1981-82 |
| Big Ten Overtime Record: 2-3 | | | |
| L | Wisconsin-76 vs. Ohio State-81, 1 OT, 2-3-91 | | |
| L | Wisconsin-76 vs. Iowa-85, 1 OT, 3-9-91 | | |
| L | Wisconsin-75 vs. Illinois-81, 1 OT, 1-27-89 | | |
| W | Wisconsin-48 vs. Indiana-46, 1 OT, 2-15-87 | | |
| W | Wisconsin-89 vs. Northwestern-86, 1 OT, 3-9-85 | | |
| Program Overtime Record: 10-7 | | | |
| L | Wisconsin-76, Ohio State-81, 1 OT, 2-3-91 | | |
| L | Wisconsin-76, Iowa-85, 1 OT, 3-9-91 | | |
| W | Wisconsin-80, Nebraska-74, 1 OT, 12-7-90 | | |
| L | Wisconsin-91, Washington-99, 1 OT, 11-23-90 | | |
| L | Wisconsin-75, Illinois-81, 1 OT, 1-27-89 | | |
| W | Wisconsin-62, UW-Green Bay-58, 1 OT, 12-7-88 | | |
| W | Wisconsin-48, Indiana-46, 1 OT, 2-15-87 | | |
| W | Wisconsin-73, Cincinnati-68, 1 OT, 11-28-86 | | |
| W | Wisconsin-74, Western Illinois-69, 1 OT, 11-24-85 | | |
| L | Wisconsin-57, Illinois State-64, 1 OT, 12-22-85 | | |
| W | Wisconsin-77, Illinois State-75, 1 OT, 2-16-83 | | |
| L | Wisconsin-62, Cal St-Long Beach-66, 2 OT, 12-30-82 | | |
| W | Wisconsin-68, Indiana State-60, 1 OT, 3-12-82 | | |

Single Game

Cumulative (1974-91)

Most Points

123 vs. Bradley, 12-5-82 (UW-123, B-79)
102* vs. Minnesota, 1-6-91 (UW-102, M-77)

Fewest Points

28 vs. Illinois State, 12-5-75 (UW-28, I-88)
32* vs. Iowa, 1-26-86 (UW-32, IA-68)

Most Field Goals

52 vs. Bradley, (52 of 87) 12-5-82
43* vs. Michigan, (43 of 91) 1-16-83
43* vs. Purdue, (43 of 81) 1-6-84
43 vs. Bucknell, (43 of 78) 12-2-89

Fewest Field Goals

12* vs. Iowa, (12 of 48) 1-26-86

Most Field Goal Attempts

108 vs. DePaul, (46 of 108) 12-14-77
91* vs. Michigan, (43 of 91) 1-16-83

Fewest Field Goal Attempts

36 vs. UWGB, (16 of 36) 12-5-89
45* vs. Iowa, (22 of 45) 3-7-87
45* vs. Iowa, (22 of 45) 3-4-90

Best Field Goal Percentage

.598 vs. Bradley (52 of 87), 12-5-82
.571* vs. Michigan (28 of 49), 1-22-89

Lowest Field Goal Percentage

.215 vs. Michigan (14 of 65), 2-7-76
.222* vs. Minnesota (14 of 63), 3-5-87

Most Three-Point Goals

10* vs. Iowa (10-24), 3-9-91
10 vs. Washington (10-17), 11-23-90

Most Three-Point Attempts

27* vs. Michigan State (7-27), 1-11-91

Best Three-Point Percentage (10 or more made)

.588 vs. Washington (10-17), 11-23-90
.417* vs. Iowa (10-24), 3-9-91

Most Free Throws

32* vs. Michigan (32-33), 2-8-91

Fewest Free Throws

0* vs. Iowa, (0-4) 1-22-84

Most Free Throw Attempts

42* vs. Minnesota (27-42) 2-5-89

Fewest Free Throw Attempts

2 vs. Indiana (2-2), 2-17-79
4* vs. Ohio State (3-4), 3-8-89
4* vs. Indiana (1-4), 2-7-86
4* vs. Iowa (0-4), 1-22-84
4* vs. Michigan (2-4), 2-16-84

Best Free Throw Percentage (14 or more attempts)

1.000* vs. Michigan State (14-14), 2-28-88
.969 vs. Michigan (32-33), 2-8-91

Lowest Free Throw Percentage (14 or more attempts)

.333 vs. Eastern Kentucky (7-21), 11-27-83
.389* vs. Indiana (7-18), 2-11-83

Most Personal Fouls

36 vs. UW-Stevens Point, 1-27-79 (UW-81, SP-59)
33* vs. Purdue, 2-23-90 (UW-63, PUR-85)

Most Rebounds

74 vs. Western Illinois, 1-13-82
65* vs. Michigan, 2-20-87

Fewest Rebounds

20* vs. Michigan, 2-2-86

Most Assists

34 vs. UW-Milwaukee, 12-13-78
27* vs. Illinois, 3-8-84

Fewest Assists

4* vs. Illinois, 2-14-88
4 vs. Florida State, 12-4-87

Most Steals

27 vs. DePaul, 12-14-77
27 vs. UW-Eau Claire, 12-1-77
23* vs. Purdue, 1-6-84

Fewest Steals

0 vs. Stanford, 11-25-88
2* vs. Ohio State, 1-8-89
2* vs. Iowa, 3-12-88

Most Turnovers

40 vs. Michigan State, 2-6-76
36* vs. Michigan State, 1-19-90

Fewest Turnovers

9 vs. UW-Milwaukee, 2-16-78
12* vs. Minnesota, 1-25-85

Most Blocked Shots

17* vs. Iowa, 1-23-83

Largest Margin of Victory

+65 vs. UW-Milwaukee (115-50), 12-13-78
+31* vs. Michigan (99-68), 1-16-83

Largest Margin of Loss

-72 vs. UW-LaCrosse (30-102), 2-11-76
-48* vs. Iowa (50-98), 3-12-88

Most Overtimes

2 Wisconsin (62) vs. Cal St-Long Beach (66), 12-30-82



UW Fieldhouse Records

All-Time Badger Fieldhouse Record 1974-91: 105 wins, 89 losses (.541)

Individual Records

Most Points

| | | | |
|-----------|----|---|----------|
| Wisconsin | 35 | Michele Kozelka vs. Ill. St. (13fg, 9-14ft) | 12-30-90 |
| Opponent | 41 | Laura Coenen (Minn.) (15fg, 11-14ft) | 2-18-83 |

Most Field Goals

| | | | |
|-----------|----|--------------------------------------|----------|
| Wisconsin | 13 | Janet Huff vs. Ohio State (13-26) | 2-12-84 |
| | 13 | Janet Huff vs. Iowa (13-25) | 1-22-84 |
| | 13 | Lisa Bonnell vs. Detroit (13-19) | 12-13-87 |
| | 13 | Michele Kozelka vs. Ill. St. (13-17) | 12-30-90 |
| Opponent | 15 | Carol Emanuel (Purdue) (15-27) | 3-12-83 |
| | 15 | Laura Coenen (Minnesota) (15-26) | 2-18-83 |

Most Field Goals Attempted

| | | | |
|-----------|----|---------------------------------------|---------|
| Wisconsin | 27 | Theresa Huff vs. Indiana (11-27) | 2-6-83 |
| | 27 | Theresa Huff vs. Mich. State (12-27) | 1-14-83 |
| Opponent | 30 | Mary Schoenhoff (Loyola) (12-30) | 12-8-81 |
| | 30 | Robin Hasemann (Western Ill.) (13-30) | 12-4-88 |

Best Field Goal Percentage (8 attempts minimum)

| | | | |
|-----------|------|-----------------------------------|---------|
| Wisconsin | .875 | Megan Scott vs. Mich. State (7-8) | 3-4-84 |
| Opponent | .889 | Roxanne Grabow (Bradley) (8-9) | 12-5-82 |

Most Three-Point Field Goals

| | | | |
|-----------|---|-------------------------------------|----------|
| Wisconsin | 5 | Lisa Bonnell vs. Northwestern (5-6) | 3-4-88 |
| Opponent | 3 | Tempie Brown (Michigan) (3-4) | 1-31-88 |
| | 3 | Michelle Mannisto (Detroit) (3-4) | 12-13-87 |

Most Three-Point Field Goals Attempted

| | | | |
|-----------|----|--------------------------------------|---------|
| Wisconsin | 13 | Lisa Bonnell vs. Iowa (3-13) | 1-8-88 |
| Opponent | 11 | Robyn Frascati (Ill.-Chicago) (2-11) | 1-30-89 |

Best Three-Point Field Goal Percentage (4 attempts minimum)

| | | | |
|-----------|------|-----------------------------------|----------|
| Wisconsin | 1.00 | Robin Threath vs. MSU (4-4) | 2-18-90 |
| Opponent | .750 | Tompie Brown (Michigan) (3-4) | 1-31-88 |
| | .750 | Michelle Mannisto (Detroit) (3-4) | 12-13-87 |

Most Free Throws

| | | | |
|-----------|----|-----------------------------------|----------|
| Wisconsin | 17 | Michele Kozelka vs. UW-GB (17-17) | 12-5-89 |
| Opponent | 17 | Sally Anderson (DePaul) (17-17) | 12-11-86 |

Most Free Throws Attempted

| | | | |
|-----------|----|-----------------------------------|----------|
| Wisconsin | 17 | Michele Kozelka vs. UW-GB (17-17) | 12-5-89 |
| Opponent | 17 | Cindy Haugejorde (Iowa) (13-17)* | 2-9-80 |
| | 17 | Sally Anderson (DePaul) (17-17) | 12-11-86 |

Best Free Throw Percentage (10 attempts minimum)

| | | | |
|-----------|------|-----------------------------------|----------|
| Wisconsin | 1.00 | Michele Kozelka vs. UW-GB (17-17) | 12-5-89 |
| Opponent | 1.00 | Sally Anderson (DePaul) (17-17) | 12-11-86 |

Most Rebounds

| | | | |
|-----------|----|---------------------------------|---------|
| Wisconsin | 19 | Delinda Hastie vs. UW-Green Bay | 12-9-87 |
| Opponent | 22 | Nanette Gibson (Michigan State) | 2-9-80 |

Most Assists

| | | | |
|-----------|----|------------------------------------|----------|
| Wisconsin | 14 | Faith Johnson vs. Eastern Illinois | 12-14-84 |
| Opponent | 12 | JoAnn Palombo (Northwestern) | 1-30-87 |

Most Steals

| | | | |
|-----------|---|--------------------------------------|----------|
| Wisconsin | 8 | Karen O'Malley vs. Miami of Ohio | 11-29-85 |
| | 8 | Janet Huff vs. Michigan State | 1-14-83 |
| | 8 | Janet Huff vs. Northeastern Illinois | 1-19-82 |
| | 8 | Pam Moore vs. Northern Illinois | 1-17-78 |
| Opponent | 8 | Franthea Price (Iowa) | 2-3-89 |

Most Blocked Shots

| | | | |
|-----------|----|------------------------------|----------|
| Wisconsin | 10 | Michelle Lowman vs. Illinois | 12-9-78 |
| Opponent | 6 | Donna Freese (UW-LaCrosse) | 1-29-82 |
| | 6 | Betty Willis (UW-Milwaukee) | 12-13-78 |

Team Records

Most Points (women)

| | | | |
|-----------|-----|--|----------|
| Wisconsin | 123 | vs. Bradley (UW 123, Bradley 79) | 12-5-82 |
| Opponent | 97 | vs. Purdue vs. Wisconsin (UW 87, PUR 97) | 1-27-91 |
| | 97 | DePaul vs. Wisc. (UW 75, DePaul 97) | 12-11-86 |

Most Points (men)

| | | | |
|-----------|-----|------------------------------------|---------|
| Wisconsin | 120 | vs. So. Methodist (UW 120, SMU 82) | 12-9-67 |
|-----------|-----|------------------------------------|---------|

Most Field Goals

| | | | |
|-----------|----|------------------------------------|---------|
| Wisconsin | 52 | vs. Bradley (52-87) | 12-5-82 |
| Opponent | 37 | Purdue vs. Wisconsin (37-83) | 1-27-91 |
| | 37 | Northwestern vs. Wisconsin (37-70) | 3-8-86 |

Most Field Goals Attempted

| | | | |
|-----------|-----|---------------------------------|----------|
| Wisconsin | 108 | vs. DePaul (46-108) | 12-14-77 |
| Opponent | 86 | Western Mich. vs. Wisc. (22-86) | 12-12-80 |

Best Field Goal Percentage (50 attempts min.)

| | | | |
|-----------|------|-------------------------------|---------|
| Wisconsin | .598 | vs. Bradley (52-87) | 12-5-82 |
| Opponent | .596 | Indiana vs. Wisconsin (34-57) | 3-11-89 |

Most Three-Point Field Goals

| | | | |
|-----------|---|-------------------------------|----------|
| Wisconsin | 8 | vs. Indiana (8-22) | 1-5-90 |
| Opponent | 5 | Indiana vs. Wisconsin (5-12) | 3-11-89 |
| | 5 | Detroit vs. Wisconsin (5-12) | 12-13-87 |
| | 5 | Illinois vs. Wisconsin (5-12) | 1-26-90 |

Most Three-Point Field Goals Attempted

| | | | |
|-----------|----|-----------------------------------|---------|
| Wisconsin | 22 | vs. Indiana (8-22) | 1-5-90 |
| Opponent | 15 | Illinois-Chicago vs. Wisc. (3-15) | 1-30-89 |

Best Three-Point Field Goal Percentage (4 attempts min.)

| | | | |
|-----------|------|----------------------------|---------|
| Wisconsin | 1.00 | vs. Illinois (4-4) | 1-15-88 |
| Opponent | .571 | Purdue vs. Wisconsin (4-7) | 1-28-90 |

Most Free Throws

| | | | |
|-----------|----|------------------------------|----------|
| Wisconsin | 32 | vs. Michigan (32-33) | 2-8-91 |
| Opponent | 35 | DePaul vs. Wisconsin (35-40) | 12-11-86 |

Most Free Throws Attempted

| | | | |
|-----------|----|------------------------------|----------|
| Wisconsin | 42 | vs. Michigan (27-42) | 3-11-89 |
| Opponent | 40 | Ohio State vs. Wisc. (29-40) | 2-9-86 |
| | 40 | DePaul vs. Wisc. (35-40) | 12-11-86 |

Best Free Throw Percentage (20 attempts min.)

| | | | |
|-----------|------|----------------------|--------|
| Wisconsin | .969 | vs. Michigan (32-33) | 2-8-91 |
| Opponent | .893 | Ohio State (25-28) | 3-8-89 |

Most Rebounds

| | | | |
|-----------|----|----------------------|---------|
| Wisconsin | 74 | vs. Western Illinois | 1-13-82 |
| Opponent | 60 | Illinois vs. Purdue | 2-8-80 |

Most Rebounds (both teams)

| | | | |
|------|-----|----------------------------------|----------|
| Game | 110 | Wisc. (57) vs. Ill.-Chicago (53) | 12-27-86 |
|------|-----|----------------------------------|----------|

Most Assists

| | | | |
|-----------|----|------------------------|----------|
| Wisconsin | 34 | vs. UW-Milwaukee | 12-13-78 |
| Opponent | 28 | Illinois vs. Wisconsin | 2-8-87 |

Most Steals

| | | | |
|-----------|----|--------------------|----------|
| Wisconsin | 27 | vs. DePaul | 12-14-77 |
| | 27 | vs. UW-Eau Claire | 12-10-77 |
| Opponent | 23 | Iowa vs. Wisconsin | 1-2-87 |

Most Blocked Shots

| | | | |
|-----------|----|-------------------------------|---------|
| Wisconsin | 13 | vs. Purdue | 1-20-79 |
| Opponent | 8 | UW-LaCrosse vs. Wisconsin | 1-29-82 |
| | 8 | Detroit vs. Wisconsin | 12-8-79 |
| | 8 | UI-Chicago vs. UW-Stevens Pt. | 1-26-79 |

Most Turnovers

| | | | |
|-----------|----|-----------------------|----------|
| Wisconsin | 36 | vs. Western Illinois | 11-24-85 |
| | 36 | vs. Northern Illinois | 12-2-81 |
| | 36 | vs. Purdue | 1-20-79 |
| | 36 | vs. Northwestern | 1-20-77 |
| Opponent | 45 | Valparaiso vs. Wisc. | 12-13-88 |

Most Home Wins in a Season

| | |
|----|--|
| 12 | Fieldhouse Record 12-1, 1983-84 (Overall Record 18-10) |
|----|--|

Most Consecutive Home Wins

| | |
|----|---------------------------------|
| 11 | Fieldhouse Record 12-1, 1983-84 |
|----|---------------------------------|

Most Home Losses in a Season

| | |
|----|---|
| 12 | Fieldhouse Record 2-12, 1985-86 (Overall Record 4-24) |
|----|---|

Most Consecutive Home Losses

| | |
|----|---------------------------------|
| 11 | Fieldhouse Record 2-12, 1985-86 |
|----|---------------------------------|

1990-91 Game-by-Game Review

Record: 13-15 (Big Ten 7-11; Home 10-4; Away 2-10; Neutral 1-1)

| Date | Place-Opponent | Results (WI-OPP) | Wis FG% | Wis FT% | OPP FG% | OPP FT% | Badger Scoring | Pts. | Badger Rebounding | No. |
|----------------|---------------------------------------|------------------|-------------|-------------|-------------|-------------|------------------|-----------|--------------------------|-----------|
| Nov. 23 | Boulder, CO vs. Washington | 91-99 OT | .431 | .760 | .451 | .677 | Clark | 21 | Kozelka | 11 |
| Nov. 24 | Boulder, CO vs. Gonzaga | 80-77 | .424 | .790 | .426 | .826 | Threatt | 25 | Kozelka | 7 |
| Nov. 28 | MADISON, WI vs. Iowa State | 87-96 | .486 | .467 | .493 | .759 | Bauer | 21 | Kozelka | 8 |
| Dec. 1 | MADISON, WI vs. UW-Milwaukee | 99-76 | .494 | .739 | .400 | .517 | Threatt | 28 | Kozelka | 10 |
| Dec. 4 | Green Bay, WI vs. UW-Green Bay | 75-91 | .463 | .714 | .507 | .731 | Clark | 16 | Kozelka | 7 |
| Dec. 7 | Lincoln, NE vs. Nebraska | 80-74 OT | .395 | .395 | .333 | .600 | Threatt | 21 | Kozelka | 15 |
| Dec. 9 | Creighton, NE vs. Creighton | 101-93 | .423 | .765 | .403 | .813 | Rademaker | 21 | Lawrence | 13 |
| Dec. 12 | MADISON, WI vs. UI-Chicago | 79-63 | .346 | .759 | .317 | .706 | Threatt | 17 | Kozelka | 10 |
| | | | | | | | Lawrence | | Lawrence | |
| Dec. 30 | MADISON, WI vs Illinois State | 73-83 | .441 | .625 | .375 | .867 | Kozelka | 35 | Lawrence | 8 |
| Jan. 2 | MADISON, WI vs. Iowa | 78-67 | .439 | .667 | .400 | .700 | Clark | 20 | Lawrence | 12 |
| Jan. 6 | MADISON, WI vs. Minnesota | 102-77 | .534 | .680 | .427 | .550 | Bauer | 24 | Kozelka | 10 |
| Jan. 11 | East Lansing, MI vs. Michigan State | 73-89 | .412 | .714 | .486 | .467 | Kozelka | 26 | Kozelka | 8 |
| Jan. 13 | Ann Arbor, MI vs. Michigan | 69-90 | .329 | .680 | .557 | .679 | Kozelka | 17 | Kozelka | 10 |
| Jan. 18 | MADISON, WI vs. Northwestern | 85-86 | .464 | .824 | .458 | .571 | Clark | 19 | Kozelka | 9 |
| Jan. 22 | MADISON, WI vs. Chicago State | 90-66 | .488 | .750 | .280 | .708 | Rademaker | 17 | Kozelka | 11 |
| Jan. 25 | MADISON, WI vs. Illinois | 90-81 | .453 | .829 | .341 | .850 | Lawrence | 20 | Kozelka | 16 |
| Jan. 27 | MADISON, WI vs. Purdue | 87-97 | .522 | .636 | .446 | .692 | Kozelka | 22 | Kozelka | 11 |
| Feb. 1 | Bloomington, IN vs. Indiana | 86-103 | .423 | .708 | .454 | .800 | Threatt | 24 | Threatt | 9 |
| Feb. 3 | Columbus, OH vs. Ohio State | 76-81 OT | .358 | .833 | .431 | .700 | Kozelka | 19 | Kozelka | 10 |
| | | | | | | | Clark | | | |
| Feb. 8 | MADISON, WI vs. Michigan | 101-88 | .457 | .970 | .457 | .647 | Bauer | 11 | Clark | 13 |
| Feb. 10 | MADISON, WI vs. Michigan State | 78-75 | .420 | .765 | .453 | .692 | Clark | 19 | Clark | 10 |
| Feb. 15 | Evanston, IL vs. Northwestern | 72-93 | .349 | .615 | .514 | .667 | Clark | 15 | Kozelka | 10 |
| | | | | | | | Lawrence | | | |
| Feb. 22 | West Lafayette, IN vs. Purdue | 53-93 | .290 | .500 | .412 | .679 | Threatt | 14 | Lawrence | 8 |
| Feb. 24 | Champaign, IL vs. Illinois | 73-88 | .417 | .875 | .422 | .829 | Threatt | 22 | Lawrence | 9 |
| Mar. 1 | MADISON, WI vs. Ohio State | 92-77 | .453 | .871 | .395 | .722 | Threatt | 21 | Kozelka | 13 |
| Mar. 3 | MADISON, WI vs. Indiana | 80-75 | .426 | .742 | .390 | .786 | Clark | 28 | Clark, Shreve | 7 |
| | | | | | | | | | Lawrence, Kozelka | |
| Mar. 7 | Minneapolis, MN vs. Minnesota | 62-76 | .358 | .625 | .403 | .679 | Rademaker | 15 | Kozelka | 7 |
| Mar. 9 | Iowa City, IA vs. Iowa | 76-85 OT | .417 | .762 | .478 | .529 | Threatt | 17 | Lawrence | 12 |



1990-91 Final Statistics

Cumulative Statistics

Record: 13-15 (Big Ten Record 7-11, 7th)

| Player | POS | G/S | FG FGA | PCT | 3PT 3PTA | PCT | FT FTA | PCT | PTS | AVG | REB | AVG | PF | A | TO | BLK | STL | MIN |
|------------------------|-----|-----------|-----------------|-------------|----------------|-------------|----------------|-------------|-------------|-------------|-------------|-------------|------------|------------|------------|-----------|------------|-----|
| Robin Threatt | G | 27/27 | 179 377 | .475 | 33 96 | .344 | 57 86 | .663 | 448 | 16.6 | 124 | 4.6 | 67 | 47 | 79 | 13 | 43 | 834 |
| Mynette Clark | G | 28/28 | 140 363 | .386 | 58 102 | .319 | 70 90 | .778 | 408 | 14.6 | 149 | 5.3 | 99 | 91 | 121 | 9 | 52 | 834 |
| Michele Kozelka | F | 28/28 | 140 326 | .430 | 1 11 | .000 | 85 123 | .691 | 366 | 13.1 | 60 | 9.3 | 74 | 38 | 62 | 6 | 63 | 823 |
| Amy Bauer | G | 22/22 | 88 198 | .445 | 13 47 | .277 | 84 112 | .750 | 273 | 12.4 | 94 | 4.3 | 68 | 124 | 118 | 1 | 40 | 697 |
| Lisa Lawrence | F | 26/26 | 93 213 | .437 | 0 2 | .000 | 88 115 | .765 | 274 | 10.5 | 160 | 6.2 | 83 | 37 | 89 | 8 | 31 | 718 |
| Dolly Rademaker | G | 28/1 | 76 191 | .398 | 47 116 | .405 | 15 20 | .750 | 214 | 7.6 | 57 | 2.0 | 52 | 16 | 40 | 2 | 16 | 423 |
| Peggy Shreve | G | 25/6 | 31 86 | .361 | 6 27 | .222 | 17 21 | .810 | 85 | 3.4 | 58 | 2.3 | 30 | 54 | 44 | 0 | 15 | 394 |
| Jen Waterman | F | 24/0 | 26 62 | .419 | 2 8 | .250 | 15 24 | .625 | 69 | 2.9 | 42 | 1.8 | 28 | 6 | 22 | 1 | 10 | 220 |
| Rebecca Leet | F | 23/2 | 26 57 | .456 | 0 0 | .000 | 14 23 | .609 | 66 | 2.9 | 66 | 2.9 | 36 | 7 | 14 | 12 | 5 | 257 |
| Amber Landrigan | C | 23/0 | 14 28 | .500 | 0 0 | .000 | 6 9 | .667 | 34 | 1.5 | 43 | 1.9 | 25 | 3 | 15 | 4 | 1 | 140 |
| Kay Fredrickson | F | 17/0 | 8 27 | .296 | 1 6 | .167 | 1 3 | .333 | 18 | 1.1 | 28 | 1.7 | 7 | 6 | 10 | 3 | 3 | 75 |
| Gina Edmonds | G | 25/0 | 8 24 | .333 | 0 0 | .000 | 9 15 | .600 | 25 | 1.0 | 21 | 0.8 | 37 | 21 | 29 | 1 | 13 | 205 |
| Kim Fredrickson | F | 16/0 | 3 7 | .429 | 0 0 | .000 | 2 3 | .667 | 8 | 0.5 | 17 | 1.1 | 6 | 6 | 9 | 3 | 5 | 77 |
| Team STATS | | | | | | | | | | | 117 | 4.2 | | | | | | |
| Team Totals | | 28 | 832 1959 | .425 | 161 485 | .332 | 463 644 | .719 | 2288 | 81.7 | 1236 | 44.1 | 612 | 456 | 652 | 63 | 297 | |
| Opponent Totals | | 28 | 873 2063 | .423 | 114 339 | .336 | 479 691 | .693 | 2339 | 83.5 | 1282 | 45.8 | 563 | 493 | 582 | 71 | 279 | |

Big Ten Conference Statistics

Record: 13-15 (Big Ten Record 7-11, 7th)

| Player | POS | G/S | FG FGA | PCT | 3PT 3PTA | PCT | FT FTA | PCT | PTS | AVG | REB | AVG | PF | A | TO | BLK | STL | MIN |
|------------------------|-----|-----------|-----------------|-------------|---------------|-------------|----------------|-------------|-------------|-------------|------------|-------------|------------|------------|------------|-----------|------------|-----|
| Robin Threatt | G | 18/18 | 111 248 | .448 | 21 64 | .328 | 42 60 | .700 | 285 | 15.8 | 92 | 5.1 | 45 | 31 | 47 | 9 | 20 | 580 |
| Mynette Clark | G | 18/18 | 94 233 | .403 | 37 111 | .333 | 47 58 | .810 | 272 | 15.1 | 95 | 5.3 | 66 | 69 | 83 | 5 | 33 | 541 |
| Michele Kozelka | F | 18/18 | 99 228 | .434 | 0 0 | .000 | 52 67 | .776 | 250 | 13.9 | 165 | 9.2 | 50 | 23 | 40 | 2 | 35 | 555 |
| Amy Bauer | G | 12/12 | 44 104 | .423 | 7 26 | .269 | 58 77 | .753 | 153 | 12.8 | 50 | 4.2 | 37 | 64 | 65 | 0 | 17 | 391 |
| Lisa Lawrence | F | 16/16 | 60 138 | .435 | 0 0 | .000 | 65 82 | .793 | 185 | 11.6 | 96 | 6.0 | 49 | 24 | 55 | 4 | 12 | 458 |
| Dolly Rademaker | G | 18/0 | 39 108 | .361 | 22 64 | .344 | 15 17 | .882 | 115 | 6.4 | 34 | 1.9 | 31 | 10 | 22 | 2 | 8 | 250 |
| Jen Waterman | F | 17/0 | 22 46 | .478 | 2 5 | .400 | 10 18 | .556 | 56 | 3.3 | 30 | 1.8 | 22 | 5 | 13 | 0 | 6 | 160 |
| Peggy Shreve | G | 18/6 | 22 70 | .314 | 5 22 | .227 | 9 11 | .818 | 58 | 3.2 | 44 | 2.4 | 23 | 47 | 37 | 0 | 14 | 327 |
| Rebecca Leet | F | 13/2 | 9 20 | .450 | 0 0 | .000 | 2 7 | .286 | 20 | 1.5 | 22 | 1.7 | 10 | 2 | 4 | 2 | 2 | 109 |
| Amber Landrigan | C | 14/0 | 9 18 | .500 | 0 0 | .000 | 2 4 | .500 | 20 | 1.4 | 25 | 1.8 | 17 | 3 | 8 | 4 | 1 | 95 |
| Kay Fredrickson | F | 9/0 | 3 10 | .300 | 0 1 | .000 | 1 3 | .333 | 7 | 0.8 | 13 | 1.4 | 3 | 2 | 4 | 2 | 1 | 32 |
| Gina Edmonds | G | 16/0 | 1 6 | .167 | 0 0 | .000 | 6 8 | .750 | 8 | 0.5 | 8 | 0.5 | 22 | 7 | 12 | 1 | 8 | 93 |
| Kim Fredrickson | F | 13/0 | 1 5 | .200 | 0 0 | .000 | 2 3 | .667 | 4 | 0.3 | 14 | 1.1 | 5 | 4 | 7 | 2 | 4 | 59 |
| Team STATS | | | | | | | | | | | 74 | 4.1 | | | | | | |
| Team Totals | | 18 | 514 1234 | .417 | 94 293 | .321 | 311 415 | .749 | 1433 | 79.6 | 762 | 42.3 | 380 | 291 | 397 | 33 | 161 | |
| Opponent Totals | | 18 | 584 1333 | .438 | 71 212 | .335 | 282 417 | .676 | 1521 | 84.5 | 825 | 45.8 | 366 | 331 | 347 | 46 | 161 | |

Team Stats reflect team rebounds

1990-91 Stats-at-a-Glance

Points

448, Robin Threatt
408, Mynette Clark
366, Michele Kozelka

Three Points Goals

58, Mynette Clark
47, Dolly Rademaker
33, Robin Threatt

Free Throws

88, Lisa Lawrence
85, Michele Kozelka
84, Amy Bauer

Rebounds

260, Michele Kozelka
160, Lisa Lawrence
149, Mynette Clark

Field Goals

179, Robin Threatt
140, Mynette Clark
140, Michele Kozelka

Three Point Attempts

182, Mynette Clark
116, Dolly Rademaker
96, Robin Threatt

FT Attempts

123, Michele Kozelka
115, Lisa Lawrence
112, Amy Bauer

Blocked Shots

13, Robin Threatt
12, Rebecca Leet
9, Mynette Clark

FG Attempts

377, Robin Threatt
363, Mynette Clark
326, Michele Kozelka

Three Point Pct. (50 attempts)

.405, Dolly Rademaker
.344, Robin Threatt
.319, Mynette Clark

FT Pct. (40 attempts)

.778, Mynette Clark
.765, Lisa Lawrence
.750, Amy Bauer

Assists

124, Amy Bauer
91, Mynette Clark
54, Peggy Shreve

FG Pct. (200 attempts)

.475, Robin Threatt
.445, Amy Bauer
.437, Lisa Lawrence

Steals


63, Michele Kozelka
52, Mynette Clark
43, Robin Threatt

Personal Fouls


99, Mynette Clark
83, Lisa Lawrence
74, Michele Kozelka

1991 Big Ten Conference Standings

| | Big Ten | | | All Games | | | PTS | AVG | HI | OPP PTS | OPP AVG |
|-------------------|---------|----|------|-----------|----|------|------|------|-----|---------|---------|
| | W | L | PCT | W | L | PCT | | | | | |
| 1. Purdue | 17 | 1 | .944 | 26 | 3 | .896 | 2480 | 85.5 | 129 | 1843 | 63.5 |
| 2. Michigan State | 13 | 5 | .722 | 21 | 8 | .724 | 2172 | 74.9 | 108 | 2010 | 69.3 |
| Iowa | 13 | 5 | .722 | 21 | 9 | .700 | 2035 | 67.8 | 88 | 1777 | 59.2 |
| 4. Northwestern | 12 | 6 | .667 | 21 | 9 | .700 | 2378 | 79.3 | 95 | 2112 | 70.4 |
| 5. Indiana | 8 | 10 | .444 | 18 | 13 | .581 | 2291 | 73.9 | 110 | 2128 | 68.6 |
| Ohio State | 8 | 10 | .444 | 11 | 17 | .393 | 2009 | 71.7 | 92 | 2245 | 80.2 |
| 7. Wisconsin | 7 | 11 | .389 | 13 | 15 | .464 | 2288 | 81.7 | 102 | 2399 | 83.5 |
| 8. Illinois | 6 | 12 | .333 | 9 | 19 | .321 | 1866 | 66.7 | 90 | 2059 | 73.5 |
| 9. Michigan | 4 | 14 | .222 | 11 | 17 | .393 | 1914 | 68.4 | 93 | 2025 | 72.3 |
| 10. Minnesota | 2 | 16 | .111 | 6 | 22 | .214 | 1808 | 64.5 | 80 | 2138 | 76.4 |



LEFT: Robin Threatt leaps over 1991 Big Ten player of the year Joy Holmes of Purdue.



RIGHT: Michele Kozelka is a scoring threat from both the inside and the perimeter.

1991-92 Wisconsin Basketball Roster



Front Row (L-R): Dolly Rademaker, Robin Threatt, Sharon Johnson, Peggy Shreve, Mynette Clark, Graduate Assistant Shelly Rucinski; Middle Row: Assistant Coach Donna Freitag, Head Coach Mary Murphy, Kim Martin, Kesa Dillon, Heather Bostrom, Assistant Coach Jon Cain; Back Row: Rebecca Leet, Camille Williams, Michele Kozelka, Barb Franke, Jen Waterman, Amber Landrigan

Numerical

| No. | Name | Pos. | Ht. | Yr. | Hometown/High School |
|-----|--------------------|------|------|---------|---|
| 3 | Kesa Dillon | G | 5-10 | Fr. | Oakland, CA (Holy Name) |
| 10 | Heather Bostrom** | F | 6-1 | Sr./Jr. | Rochester, MI (Utica) |
| 11 | Robin Threatt*** | G | 5-7 | Sr./Jr. | Cedar Rapids, IA (Jefferson) |
| 12 | Dolly Rademaker* | G | 5-10 | So. | Thorp, WI (Thorp) |
| 20 | Peggy Shreve** | G | 5-8 | Jr. | Monroe, WI (Monroe) |
| 22 | Mynette Clark*** | G/F | 5-9 | Sr. | Racine, WI (Case) |
| 23 | Kim Martin | F | 5-11 | Fr. | Demarest, N.J. (Holy Angels) |
| 32 | Sharon Johnson | G | 5-8 | Fr. | Memphis, TN (Carver) |
| 33 | Camille Williams | F | 6-0 | Fr. | Waterloo, IA (West) |
| 42 | Jen Waterman** | F | 6-0 | Jr. | Wisconsin Dells, WI (Dells) |
| 44 | Barb Franke | F | 6-2 | Fr. | Cedar Falls, IA (Cedar Falls) |
| 51 | Amber Landrigan** | C | 6-5 | Jr. | Bridgeport, NE (Bridgeport) |
| 54 | Michele Kozelka*** | F | 6-1 | Sr. | Prairie du Chien, WI (Prairie du Chien) |
| 55 | Rebecca Leet* | F | 6-2 | So. | Oostburg, WI (Oostburg) |

* Denotes number of letters won

Alphabetical

| | | | | |
|--------------------|-----|------|---------|---|
| Heather Bostrom** | F | 6-1 | Sr./Jr. | Rochester, MI (Utica) |
| Mynette Clark*** | G/F | 5-9 | Sr. | Racine, WI (Case) |
| Kesa Dillon | G | 5-10 | Fr. | Oakland, CA (Holy Name) |
| Barb Franke | F | 6-2 | Fr. | Cedar Falls, IA (Cedar Falls) |
| Sharon Johnson | G | 5-8 | Fr. | Memphis, TN (Carver) |
| Michele Kozelka*** | F | 6-1 | Sr. | Prairie du Chien, WI (Prairie du Chien) |
| Amber Landrigan** | C | 6-5 | Jr. | Bridgeport, NE (Bridgeport) |
| Rebecca Leet* | F | 6-2 | So. | Oostburg, WI (Oostburg) |
| Kim Martin | F | 5-11 | Fr. | Demarest, N.J. (Holy Angels) |
| Dolly Rademaker* | G | 5-10 | So. | Thorp, WI (Thorp) |
| Peggy Shreve** | G | 5-8 | Jr. | Monroe, WI (Monroe) |
| Robin Threatt*** | G | 5-7 | Sr./Jr. | Cedar Rapids, IA (Jefferson) |
| Jen Waterman** | F | 6-0 | Jr. | Wisconsin Dells, WI (Dells) |
| Camille Williams | F | 6-0 | Fr. | Waterloo, IA (West) |

By Class (eligibility)

| | |
|------------|---|
| Freshmen | 5 |
| Sophomores | 2 |
| Juniors | 5 |
| Seniors | 2 |

Pronunciation Guide

| | |
|----|-------------|
| 11 | THREET |
| 12 | ROD a maker |
| 22 | mi NET |
| 44 | FRANK ee |
| 54 | Ko ZEL ka |

Head Coach: Mary Murphy
Assistant Coaches: Donna Freitag, Jon Cain
Strength and Conditioning Coach: Shelly Rucinski
Manager: Denise "Snuffy" Alto
Trainer: Robin Moore
Sports Information: Tamara J. Flarup, Diane Nordstrom

Honor Roll

Most Valuable Players

| | |
|---------|---|
| 1974-77 | None Chosen |
| 1977-78 | Pam Moore |
| 1978-79 | Kerry Karst |
| 1979-80 | Ann Hall |
| 1980-81 | Theresa Huff |
| 1981-82 | Theresa Huff |
| 1982-83 | Theresa Huff |
| 1983-84 | Megan Scott and Janet Huff |
| 1984-85 | Faith Johnson and Chris Pruitt |
| 1985-86 | Lisa Bonnell |
| 1986-87 | Lisa Bonnell |
| 1987-88 | Lisa Bonnell |
| 1988-89 | Janetta Johnson |
| 1989-90 | Michele Kozelka |
| 1990-91 | Michele Kozelka, Mynette Clark, Robin Threatt, Lisa Lawrence |

1,000 Point Club

| |
|--|
| 1,879—Theresa Huff, 118 games, 1979-1983 |
| 1,482—Lisa Bonnell, 109 games, 1984-1988 |
| 1,455—Janet Huff, 118 games, 1980-84 |
| 1,399—Chris Pruitt, 114 games, 1981-85 |
| 1,121—Michele Kozelka, 83 games, 1988-91 |
| 1,120—Faith Johnson, 118 games, 1980-85 |
| 1,057—Linda Gough, 105 games, 1977-81 |

All-Big Ten Conference Selections (begun 1984)

| | | | |
|------------------|----------------------|----------------------|--------------|
| Lisa Bonnell | Merrill, WI | Second Team | 1988 |
| Lisa Bonnell | Merrill, WI | Honorable Mention | 1987 |
| Janet Huff | Milwaukee, WI | First Team | 1984 |
| Kay Fredrickson | Durand, WI | Freshman of the Year | 1988 |
| Janetta Johnson | Ann Arbor, MI | Honorable Mention | 1989 |
| Chris Pruitt | Chicago, IL | Second Team | 1984 |
| Michelle Kozelka | Prairie du Chien, WI | Honorable Mention | 1989, 90, 91 |
| Megan Scott | Platteville, WI | Second Team | 1984 |
| Robin Threatt | Cedar Rapids, IA | Second Team | 1991 |

All-Big Ten Conference Academic Team (begun 1986)

| | | | |
|-----------------|----------------------|--------------------|--------------|
| Amy Bauer | Durand, WI | Business | 1990, 91 |
| Kay Fredrickson | Durand, WI | Business | 1989, 90, 91 |
| Kim Fredrickson | Durand, WI | Business | 1989, 90, 91 |
| Michele Kozelka | Prairie du Chien, WI | Phy. Ed. | 1991 |
| Lisa Lawrence | Milwaukee, WI | Accounting/Finance | 1989, 90, 91 |
| Peggy Shreve | Monroe, WI | Genetics | 1991 |
| Jen Waterman | Wisconsin Dells, WI | Zoology | 1991 |



Point guard Peggy Shreve was named the UW basketball athletic scholar last year, and was named to the all-Big Ten academic team. The junior genetics major has a 3.94 cumulative grade point average.

UW Basketball Athletic Board Scholars

Athletic Board Scholars are letterwinners who have the highest grade point in their respective sports. The honor, begun in 1986, is awarded annually by the UW Athletic Board.

| | | | |
|-----------------|-------------|----------------------|----------|
| Cindy Slovak | Chicago, IL | Wildlife Ecology | 1986 |
| Nicky Boucher | Oregon, WI | Art | 1987 |
| Shelly Rucinski | Dousman, WI | Recreation Res. Mgt. | 1988 |
| Kay Fredrickson | Durand, WI | Business | 1989, 90 |
| Peggy Shreve | Monroe, WI | Genetics | 1991 |

GTE/CoSIDA District V

| | | | |
|-----------------|------------|----------|------|
| Kay Fredrickson | Durand, WI | Business | 1989 |
|-----------------|------------|----------|------|

Big Ten Medal of Honor Recipients (Awarded since 1982)

The award is given annually at each Big Ten institution to the male and female student-athlete demonstrating proficiency in scholarship and athletics.

| | | | |
|--------------------|-----------------------------|------------|------|
| Ann French | Civ./Environmt. Engineering | Badminton | 1982 |
| Rose Thomson | Physical Education | Track/XC | 1983 |
| Janet Huff | Recreation Resources Mgmt. | Basketball | 1984 |
| Cathy Branta | Physical Education | Track/XC | 1985 |
| Lisa Fortman | Business | Tennis | 1986 |
| Amy Justesen | Child and Family Studies | Swimming | 1987 |
| Chris Gilles | Business | Tennis | 1988 |
| Maureen Hartzheim | Physical Therapy | Track/XC | 1989 |
| Susan Temple | Finance Management | Volleyball | 1990 |
| Elaine Demetroulis | Zoology | Tennis | 1991 |

Season By Season Results 1974-91

1974-75

Won 11, Lost 7 (Home: 6-2)

| | | | |
|------|-----|-------|-------------------|
| 12/6 | +10 | 55-45 | Minnesota |
| 12/6 | - 1 | 56-57 | Illinois |
| 12/7 | -54 | 29-83 | Indiana |
| 12/7 | +16 | 65-49 | Iowa |
| 1/11 | + 7 | 45-38 | UW-GREEN BAY |
| 1/18 | -30 | 46-76 | UW-LaCROSSE |
| 1/23 | +15 | 42-27 | Northern Illinois |
| 1/25 | +32 | 74-42 | UW-PLATTEVILLE |
| 1/28 | +20 | 75-55 | UW-MILWAUKEE |
| 2/1 | - 2 | 47-49 | UW-Stevens Point |
| 2/5 | +13 | 59-46 | UW-Eau Claire |
| 2/8 | -27 | 32-59 | UW-LaCrosse |
| 2/11 | + 9 | 57-48 | CARTHAGE COLLEGE |
| 2/12 | + 4 | 62-58 | CARROLL COLLEGE |
| 2/15 | + 5 | 63-58 | UW-Platteville |
| 2/18 | - 2 | 53-55 | UW-WHITEWATER |
| 2/22 | +11 | 56-45 | UW-STEVENS POINT |
| | -32 | 39-71 | UW-Stevens Point |

UW Head Coach: Marilyn Harris

Total home attendance: Figures Not Available

1975-76

Won 5, Lost 13 (Home: 3-4)

| | | | |
|-------|-----|--------------------|-------------------|
| 12/5 | -60 | 28-88 | Illinois State |
| 12/6 | - 1 | 39-40 | Mankato State |
| 12/7 | -13 | 46-59 | UW-EAU CLAIRE |
| 12/12 | -42 | 59-10 ¹ | Illinois State |
| 12/13 | -15 | 52-67 | UW-RIVER FALLS |
| 1/24 | +21 | 50-29 | UW-GREEN BAY |
| 1/26 | 20 | 76-56 | UW-Platteville |
| 1/30 | -26 | 40-66 | UW-STEVENS POINT |
| 1/31 | -49 | 32-81 | UW-LaCrosse |
| 2/2 | + 5 | 52-47 | UW-PLATTEVILLE |
| 2/5 | -37 | 41-78 | UW-Whitewater |
| 2/6 | -31 | 46-77 | Michigan State |
| 2/6 | -44 | 33-77 | Illinois |
| 2/7 | -51 | 33-84 | Michigan |
| 2/9 | + 8 | 47-39 | UW-Green Bay |
| 2/11 | -72 | 30-10 ² | UW-LaCROSSE |
| 2/16 | -50 | 35-85 | UW-Stevens Point |
| 2/21 | +10 | 46-36 | NORTHERN ILLINOIS |

UW Head Coach: Marilyn Harris

Total home attendance: Figures Not Available

1976-77

Won 7, Lost 14 (Home: 3-4)

| | | | |
|-------|-----|-------|-------------------|
| 12/3 | -13 | 40-53 | Purdue |
| 12/4 | +4 | 65-61 | Cincinnati |
| 12/11 | - 7 | 46-53 | UW-WHITEWATER |
| 1/15 | + 4 | 56-52 | Northern Illinois |
| 1/21 | -10 | 82-92 | UW-Stevens Point |
| 1/22 | -10 | 70-80 | NORTHWESTERN |
| 1/25 | -12 | 50-62 | UW-STEVENS POINT |
| 1/28 | -42 | 50-92 | UW-LaCrosse |
| 1/29 | -13 | 51-64 | UW-Eau Claire |
| 2/1 | - 4 | 55-59 | UW-Whitewater |
| 2/4 | - 3 | 59-62 | UW-LaCrosse |
| 2/5 | +32 | 87-55 | UW-MILWAUKEE |
| 2/9 | +30 | 84-54 | UW-PLATTEVILLE |
| 2/11 | - 2 | 60-62 | Purdue |
| 2/11 | -27 | 49-76 | Illinois |
| 2/15 | + 7 | 79-72 | Carthage College |
| 2/19 | - 9 | 58-67 | UW-OSHKOSH |

| | | | |
|------|-----|-------|---------------|
| 2/21 | +21 | 68-47 | MARQUETTE |
| 2/23 | +44 | 81-37 | UW-Green Bay |
| 3/3 | - 3 | 68-71 | UW-Eau Claire |
| 3/5 | -11 | 60-71 | Marquette |

UW Head Coach: Edwina Qualls

Total home attendance: Figures Not Available

1977-78

Won 14, Lost 10 (Home: 5-5)

| | | | |
|-------|-----|--------|------------------------|
| 12/3 | +33 | 88-55 | WESTMAR COL., 2500* |
| 12/10 | +45 | 84-39 | UW-EAU CLAIRE, 610 |
| 12/14 | +51 | 106-55 | DePAUL, 5000* |
| 1/11 | - 6 | 67-73 | UI-CHICAGO CIRCLE, 450 |
| 1/14 | - 2 | 63-65 | MICHIGAN STATE, 1500* |
| 1/17 | +58 | 100-42 | NORTHERN ILLINOIS, 150 |
| 1/19 | -16 | 49-65 | UI-CHICAGO CIRCLE, 450 |
| 1/20 | -14 | 65-79 | Purdue |
| 1/25 | -15 | 75-90 | UW-LaCROSSE, 552 |
| 1/28 | - 6 | 61-67 | Northwestern |
| 1/31 | + 8 | 80-72 | UW-Oshkosh |
| 2/9 | -15 | 48-63 | Indiana |
| 2/10 | -25 | 48-73 | Ohio State |
| 2/14 | +16 | 71-55 | Marquette |
| 2/16 | +43 | 78-35 | UW-Milwaukee |
| 2/18 | +12 | 66-54 | UW-WHITEWATER, 549 |
| 2/22 | - 5 | 52-57 | UW-STEVENS POINT, 470 |
| 2/25 | +30 | 73-43 | Carroll College |
| 3/2 | +42 | 88-46 | UW-Eau Claire |
| 3/3 | + 4 | 68-64 | UW-LaCrosse |
| 3/4 | + 7 | 75-68 | UW-Oshkosh |
| 3/9 | +11 | 92-81 | Illinois State |
| 3/10 | -33 | 52-85 | Ohio State |
| 3/11 | + 1 | 65-64 | Southern Illinois |

UW Head Coach: Edwina Qualls

Total home attendance: 12,231/10=1,223 average

*Indicates double-header

1978-79

Won 13, Lost 11 (Home: 7-3)

| | | | |
|-------|-----|---------------------|-----------------------|
| 12/1 | + 6 | 76-70 | William Penn |
| 12/2 | - 7 | 68-75 | Iowa |
| 12/6 | - 6 | 66-72 | UI-Chicago Circle |
| 12/9 | +10 | 60-50 | ILLINOIS, 884 |
| 12/13 | +65 | 115-50 | UW-MILWAUKEE, 418 |
| 1/5 | + 5 | 79-74 | NEBRASKA, 535 |
| 1/12 | - 7 | 73-80 | Michigan |
| 1/13 | - 5 | 52-57 | Michigan State |
| 1/16 | +10 | 85-75 | UW-OSHKOSH, 321 |
| 1/20 | + 7 | 82-75 ^{OT} | PURDUE, 301 |
| 1/26 | -14 | 62-76 | IOWA STATE, 511 |
| 1/27 | +22 | 81-59 | UW-STEVENS POINT, 521 |
| 1/31 | +13 | 73-60 | UW-Stevens Point |
| 2/8 | - 8 | 45-53 | Indiana |
| 2/14 | + 3 | 52-49 | UW-Eau Claire |
| 2/15 | -20 | 63-83 | UW-LaCrosse |
| 2/17 | - 7 | 52-59 | INDIANA, 600 |
| 2/20 | +23 | 67-44 | MARQUETTE, 425 |
| 2/21 | - 5 | 62-67 | NORTHWESTERN, 463 |
| 2/24 | + 4 | 79-75 | Western Michigan |
| 2/25 | -20 | 57-77 | Detroit |

| | | | |
|-----|-----|-------|--------------|
| 3/1 | +44 | 83-39 | UW-Milwaukee |
| 3/2 | +13 | 78-65 | UW-Oshkosh |
| 3/3 | -14 | 74-88 | UW-LaCrosse |

UW Head Coach: Edwina Qualls

Total home attendance: 4,979/10=498 average

1979-80

Won 11, Lost 16 (Home: 4-4)

| | | | |
|-------|-----|---------------------|------------------------|
| 11/17 | - 7 | 69-76 | WESTERN ILLINOIS, 300 |
| 11/23 | - 3 | 70-73 | William Penn |
| 11/24 | +15 | 76-61 | St. Cloud State |
| 11/25 | + 7 | 67-60 | Phillips University |
| 12/1 | -17 | 51-68 | Iowa |
| 12/2 | - 2 | 76-78 | Drake |
| 12/8 | - 8 | 63-71 | UM-DETROIT, 487 |
| 12/11 | +12 | 84-62 | UW-WHITEWATER, 262 |
| 1/7 | + 2 | 72-70 ^{OT} | Yale |
| 1/9 | - 2 | 61-63 | Providence |
| 1/11 | +30 | 74-44 | Princeton |
| 1/13 | + 3 | 78-75 | Southern Connecticut |
| 1/14 | -22 | 61-83 | Queens College |
| 1/18 | -14 | 50-64 | Indiana |
| 1/19 | - 8 | 62-70 | Indiana State |
| 1/23 | -27 | 52-79 | Northwestern |
| 1/26 | + 8 | 65-57 | MICHIGAN, 356 |
| 1/31 | -14 | 57-71 | Illinois State |
| 2/1 | -14 | 54-71 | UI-Chicago Circle |
| 2/2 | +10 | 84-74 | Lincoln College |
| 2/8 | -14 | 66-80 | MINNESOTA, 400 |
| 2/15 | + 9 | 66-57 | Purdue |
| 2/16 | -29 | 63-92 | Illinois |
| 2/20 | - 7 | 57-64 | UW-LaCROSSE, 423 |
| 2/22 | + 8 | 80-72 | WESTERN MICHIGAN, 338 |
| 2/23 | + 6 | 68-62 | UI-CHICAGO CIRCLE, 680 |
| 3/3 | -12 | 68-80 | Ohio State |

UW Head Coach: Edwina Qualls

Total home attendance: 3,246/8=406 average

1980-81

Won 13, Lost 18 (Home: 6-6)

| | | | |
|-------|-----|---------------------|-----------------------|
| 11/15 | + 4 | 73-69 | IOWA, 1200 |
| 11/22 | + 8 | 84-76 | Western Illinois |
| 11/28 | -15 | 67-82 | Wichita State |
| 11/29 | +60 | 95-35 | Chicago State |
| 11/30 | -15 | 72-87 | South Dakota |
| 12/3 | +15 | 87-72 | Northern Illinois |
| 12/6 | - 9 | 78-87 | Michigan |
| 12/12 | +14 | 68-54 | WESTERN MICHIGAN, 200 |
| 12/13 | - 7 | 70-77 | NORTHWESTERN, 200 |
| 12/30 | -12 | 62-74 | MICHIGAN STATE, 175 |
| 1/3 | - 4 | 58-62 | Mississippi |
| 1/5 | - 7 | 70-77 | Memphis State |
| 1/6 | - 2 | 76-78 ^{OT} | Union University |
| 1/9 | +23 | 83-60 | INDIANA STATE, 225 |
| 1/17 | -16 | 68-84 | MINNESOTA, 653 |
| 1/18 | -17 | 54-71 | DRAKE, 210 |
| 1/23 | -17 | 53-70 | Western Michigan |
| 1/24 | - 5 | 61-66 | Eastern Michigan |
| 1/27 | +10 | 66-56 | UW-LaCrosse |
| 1/30 | +10 | 86-76 | INDIANA, 400 |
| 2/4 | - 1 | 81-82 | DePaul |
| 2/6 | + 4 | 61-57 | PURDUE, 400 |
| 2/7 | +50 | 91-41 | CHICAGO STATE, 195 |

| | | | |
|------|-----|-------|---------------------|
| 2/13 | +21 | 88-67 | Iowa |
| 2/13 | -11 | 68-79 | Minnesota |
| 2/17 | +25 | 82-57 | UI-Chicago Circle |
| 2/20 | -4 | 71-75 | Missouri |
| 2/21 | +8 | 69-61 | Central Missouri |
| 2/25 | -7 | 75-82 | NORTHWESTERN, 450 |
| 2/27 | -5 | 52-57 | ILLINOIS STATE, 100 |
| 3/7 | -10 | 56-66 | Minnesota |

UW Head Coach: Edwina Qualls
Total home attendance: 4,408/12=367 average

1981-82

Won 21, Lost 13 (Home: 9-1)

| | | | |
|-------|-----|---------------------|----------------------------|
| 11/18 | -16 | 55-71 | Illinois State |
| 11/21 | -9 | 63-72 | MINNESOTA, 475 |
| 11/27 | -36 | 57-93 | Drake |
| 11/28 | +11 | 81-70 | Western Illinois |
| 12/2 | +3 | 74-71 | NORTHERN ILLINOIS, 265 |
| 12/5 | -6 | 77-83 | Indiana |
| 12/8 | +14 | 81-67 | Loyola (Chicago) |
| 12/10 | +22 | 75-53 | UI-CHICAGO CIRCLE, 387 |
| 1/2 | -1 | 64-65 | Georgetown |
| 1/3 | -4 | 60-64 | University of D.C. |
| 1/5 | -29 | 62-91 | Maryland |
| 1/9 | +9 | 80-71 | ILLINOIS, 537 |
| 1/13 | +38 | 81-43 | WESTERN ILLINOIS, 375 |
| 1/16 | +55 | 97-42 | Army |
| 1/17 | +22 | 81-59 | Dartmouth |
| 1/19 | +54 | 82-28 | NORTHEASTERN ILLINOIS, 365 |
| 1/23 | -3 | 60-63 | Minnesota |
| 1/27 | +6 | 70-64 | DePAUL, 345 |
| 1/29 | +38 | 98-60 | UW-LaCROSSE, 611 |
| 2/5 | -7 | 68-75 | Indiana State |
| 2/6 | +3 | 64-61 | Eastern Illinois |
| 2/12 | +14 | 78-64 | Iowa |
| 2/12 | -10 | 52-62 | Northwestern |
| 2/20 | -16 | 66-82 | Northwestern |
| 2/23 | +13 | 66-53 | UW-GREEN BAY, 421 |
| 2/26 | +16 | 74-58 | Western Michigan |
| 2/27 | -16 | 60-76 | Michigan State |
| 3/3 | +14 | 78-64 | Iowa |
| 3/6 | +1 | 78-77 ^{OT} | IOWA STATE, 712 |
| 3/11 | +29 | 79-50 | National College |
| 3/12 | +8 | 68-60 ^{OT} | Indiana State |
| 3/13 | +11 | 76-65 | Miami of Ohio |
| 3/21 | +1 | 60-59 | Colorado |
| 3/23 | -12 | 61-73 | Texas-Austin |

UW Head Coach: Edwina Qualls
Total home attendance: 4,873/11=443 average

1982-83

Won 19, Lost 8 (Home: 9-4)

(Big Ten Conference Finish—5th, 11-7)

| | | | |
|-------|-----|--------|-----------------------|
| 11/26 | +58 | 90-32 | UI-Chicago |
| 12/4 | +13 | 77-64 | WESTERN MICHIGAN, 950 |
| 12/5 | +44 | 123-79 | BRADLEY, 350 |
| 12/8 | +14 | 69-55 | UW-Green Bay |
| 12/9 | +51 | 88-37 | NATIONAL COLLEGE, 200 |
| 12/22 | +2 | 68-66 | Loyola (Chicago) |

| | | | |
|-------|-----|---------------------|---------------------|
| 12/28 | +18 | 65-47 | California-Irvine |
| 12/30 | -4 | 62-66 | Cal. St-Long Beach |
| 1/7 | +3 | 58-55 | Purdue |
| 1/9 | +3 | 91-88 | Illinois |
| 1/14 | +18 | 77-59 | MICHIGAN STATE, 350 |
| 1/16 | +31 | 99-68 | MICHIGAN, 570 |
| 1/21 | +3 | 57-54 | Northwestern |
| 1/23 | +21 | 68-47 | Iowa |
| 1/28 | -13 | 60-73 | Minnesota |
| 2/4 | -18 | 66-84 | OHIO STATE, 1120 |
| 2/6 | -12 | 61-73 | INDIANA, 1387 |
| 2/11 | -10 | 49-59 | Indiana |
| 2/13 | -14 | 61-75 | Ohio State |
| 2/16 | +2 | 77-75 ^{OT} | ILLINOIS STATE, 365 |
| 2/18 | -6 | 71-77 | MINNESOTA, 816 |
| 2/23 | +24 | 68-44 | IOWA, 669 |
| 2/27 | +9 | 81-72 | NORTHWESTERN, 1312 |
| 3/4 | +9 | 80-71 | Michigan |
| 3/6 | +6 | 76-70 | Michigan State |
| 3/10 | -8 | 72-80 | ILLINOIS, 950 |
| 3/12 | +10 | 92-82 | PURDUE, 550 |

UW Head Coach: Edwina Qualls
Total home attendance: 9,589/13=738 average
Big Ten attendance: 7,724/9=858 average

1983-84

Won 18, Lost 10 (Home: 12-1)

(Big Ten Conference Finish—2nd, 13-5)

| | | | |
|-------|-----|-------|-----------------------|
| 11/26 | -1 | 73-74 | Valdosta State |
| 11/27 | -2 | 61-63 | Eastern Kentucky |
| 12/1 | +16 | 75-59 | Bradley |
| 12/5 | -1 | 69-70 | Illinois State |
| 12/7 | +7 | 71-64 | ILLINOIS-CHICAGO, 350 |
| 12/10 | +25 | 86-61 | BALL STATE, 342 |
| 12/21 | +28 | 76-48 | NORTHERN IOWA, 265 |
| 12/23 | +17 | 68-51 | LOYOLA, 191 |
| 12/29 | -3 | 67-70 | Cleveland State |
| 12/31 | -2 | 56-58 | Fairfield |
| 1/6 | +30 | 92-62 | PURDUE, 472 |
| 1/8 | +11 | 64-53 | ILLINOIS, 934 |
| 1/13 | +1 | 67-66 | Michigan State |
| 1/15 | +13 | 77-63 | Michigan |
| 1/20 | +10 | 80-70 | NORTHWESTERN, 771 |
| 1/22 | +1 | 50-49 | IOWA, 1461 |
| 1/27 | +4 | 63-59 | MINNESOTA, 1026 |
| 2/3 | -19 | 66-85 | Ohio State |
| 2/5 | -7 | 57-64 | Indiana |
| 2/10 | +2 | 60-58 | INDIANA, 909 |
| 2/12 | +9 | 79-70 | OHIO STATE, 1248 |
| 2/17 | -11 | 51-62 | Minnesota |
| 2/24 | -9 | 37-46 | Iowa |
| 2/26 | +3 | 57-54 | Northwestern |
| 3/2 | -1 | 63-64 | MICHIGAN, 919 |
| 3/4 | +20 | 88-68 | MICHIGAN STATE, 933 |
| 3/8 | +14 | 79-65 | Illinois |
| 3/10 | +10 | 75-65 | Purdue |

UW Head Coach: Edwina Qualls
Total home attendance: 9,776/13=752 average
Big Ten attendance: 8,673/9=964 average

1984-85

Won 11, Lost 17 (Home: 7-6)

(Big Ten Conference Finish—tie for 7th, 6-12)
11/17 -11 46-57 ILLINOIS STATE, 600

| | | | |
|-------|-----|---------------------|-----------------------|
| 11/23 | -33 | 54-87 | Clemson |
| 11/24 | -3 | 64-67 | Arizona |
| 11/28 | +3 | 53-50 | Loyola (Chicago) |
| 12/1 | +9 | 61-52 | NORTHERN IOWA, 682 |
| 12/2 | +9 | 61-52 | WESTERN MICHIGAN, 431 |
| 12/7 | -35 | 51-86 | Louisiana Tech |
| 12/8 | +17 | 76-59 | Alabama-Birmingham |
| 12/14 | +7 | 83-76 | EASTERN ILLINOIS, 624 |
| 12/30 | -10 | 66-76 | Central Michigan |
| 1/6 | -18 | 58-76 | NORTHWESTERN, 625 |
| 1/11 | -13 | 53-66 | OHIO STATE, 700 |
| 1/13 | -24 | 51-75 | INDIANA, 864 |
| 1/18 | -21 | 59-70 | Illinois |
| 1/20 | -6 | 61-67 | Purdue |
| 1/25 | -1 | 58-59 | MINNESOTA, 525 |
| 1/27 | +11 | 65-54 | IOWA, 1079 |
| 2/1 | -1 | 64-65 | Michigan State |
| 2/3 | +9 | 81-72 | Michigan |
| 2/8 | -4 | 67-71 | Indiana |
| 2/10 | -14 | 48-62 | Ohio State |
| 2/15 | -8 | 65-73 | PURDUE, 680 |
| 2/17 | +3 | 70-67 | ILLINOIS, 572 |
| 2/22 | -12 | 52-64 | Iowa |
| 2/24 | -9 | 70-79 | Minnesota |
| 3/1 | +11 | 81-70 | MICHIGAN, 504 |
| 3/3 | +10 | 82-72 | MICHIGAN STATE, 676 |
| 3/9 | +3 | 89-86 ^{OT} | Northwestern |

UW Head Coach: Edwina Qualls
Total home attendance: 8,562/13=659 average
Big Ten attendance: 6,225/9=692 average

1985-86

Won 4, Lost 24 (Home: 2-12)

(Big Ten Conference Finish—10th, 1-17)

| | | | |
|-------|-----|---------------------|-----------------------|
| 11/24 | +5 | 74-69 ^{OT} | WESTERN ILLINOIS, 479 |
| 11/29 | -8 | 60-68 | MIAMI OF OHIO, 379 |
| 11/30 | -6 | 64-70 | EASTERN ILLINOIS, 320 |
| 12/3 | +27 | 72-45 | Northern Iowa |
| 12/6 | -23 | 59-82 | Virginia |
| 12/7 | -9 | 64-73 | Pitt |
| 12/11 | +16 | 71-55 | UI-Chicago |
| 12/13 | -15 | 58-73 | IOWA STATE, 680 |
| 12/22 | -7 | 57-64 ^{OT} | Illinois State |
| 1/3 | -11 | 57-68 | LOYOLA, 477 |
| 1/5 | -4 | 64-68 | Northwestern |
| 1/10 | -33 | 48-81 | Ohio State |
| 1/12 | -19 | 46-65 | Indiana |
| 1/17 | -13 | 69-82 | ILLINOIS, 608 |
| 1/19 | -15 | 57-72 | PURDUE, 804 |
| 1/24 | -17 | 58-75 | Minnesota |
| 1/26 | -36 | 32-68 | Iowa |
| 1/31 | -3 | 55-58 | MICHIGAN STATE, 320 |
| 2/2 | -5 | 67-72 | MICHIGAN, 450 |
| 2/7 | -28 | 37-65 | INDIANA, 370 |
| 2/9 | -35 | 50-85 | OHIO STATE, 322 |
| 2/14 | -22 | 57-79 | Purdue |
| 2/16 | -16 | 53-69 | Illinois |
| 2/21 | -14 | 47-61 | IOWA, 706 |
| 2/23 | +10 | 62-52 | MINNESOTA, 614 |
| 2/28 | -11 | 66-77 | Michigan |
| 3/2 | -13 | 69-82 | Michigan State |
| 3/8 | -15 | 72-87 | NORTHWESTERN, 777 |

UW Head Coach: Edwina Qualls
Total home attendance: 8,704/14=522 average
Big Ten attendance: 4,971/9=552 average

1986-87

Won 9, Lost 19 (Home: 4-10)

(Big Ten Conference Finish—tie for 8th, 4-14)

| | | | |
|-------|-----|---------------------|-------------------------|
| 11/28 | + 5 | 73-68 ^{OT} | Cincinnati |
| 11/29 | -13 | 56-69 | Middle Tennessee State |
| 12/2 | + 7 | 86-79 | Western Michigan |
| 12/5 | +12 | 75-63 | BRADLEY UNIVERSITY, 863 |
| 12/7 | - 9 | 68-77 | BOWLING GREEN, 556 |
| 12/11 | -22 | 75-97 | DePAUL UNIVERSITY, 501 |
| 12/27 | +23 | 84-61 | ILLINOIS-CHICAGO, 673 |
| 12/30 | + 1 | 74-73 | San Diego |
| 1/2 | -39 | 44-83 | IOWA, 1498** |
| 1/4 | + 8 | 81-73 | MINNESOTA, 801 |
| 1/9 | -15 | 67-82 | Illinois |
| 1/11 | - 8 | 62-70 | Purdue |
| 1/16 | - 5 | 66-71 | INDIANA, 1128 |
| 1/18 | -40 | 49-89 | OHIO STATE, 1026 |
| 1/23 | -24 | 53-77 | Michigan State |
| 1/25 | + 8 | 65-57 | Michigan |
| 1/30 | -19 | 53-72 | NORTHWESTERN, 959 |
| 2/1 | -17 | 55-72 | Loyola |
| 2/6 | -36 | 49-85 | PURDUE, 896 |
| 2/8 | -13 | 64-77 | ILLINOIS, 993 |
| 2/13 | -33 | 62-97 | Ohio State |
| 2/15 | + 2 | 48-46 ^{OT} | Indiana |
| 2/20 | +25 | 88-63 | MICHIGAN, 868 |
| 2/22 | -14 | 57-71 | MICHIGAN STATE, 1180 |
| 2/27 | -23 | 50-73 | Northwestern |
| 3/1 | -10 | 70-80 | NOTRE DAME, 2170+ |
| 3/5 | -25 | 45-70 | Minnesota |
| 3/7 | -22 | 56-78 | Iowa |

UW Head Coach: Mary Murphy

Total home attendance: 14,112/14=1,008 average

Big Ten attendance: 9,349/9=1,039 average

1987-88

Won 4, Lost 24 (Home: 3-10)

(Big Ten Conference Finish—10th, 2-16)

| | | | |
|-------|-----|--------|------------------------|
| 11/27 | -20 | 66-86 | Duke University |
| 11/29 | - 6 | 75-81 | UNC-Charlotte |
| 12/4 | -33 | 67-100 | Florida State |
| 12/5 | -26 | 60-86 | Alabama-Birmingham |
| 12/9 | - 1 | 60-61 | UW-GREEN BAY, 842 |
| 12/11 | -13 | 79-92 | LAKE SUPERIOR ST., 529 |
| 12/13 | +31 | 89-58 | DETROIT, 715 |
| 1/3 | - 9 | 63-72 | St. Peter's College |
| 1/5 | -20 | 66-86 | Fairleigh Dickinson |
| 1/8 | -20 | 59-79 | IOWA, 1215 |
| 1/10 | + 8 | 75-67 | Minnesota |
| 1/15 | +11 | 75-64 | ILLINOIS, 819 |
| 1/17 | -18 | 62-80 | PURDUE, 1152 |
| 1/22 | -22 | 49-71 | Indiana |
| 1/24 | -30 | 54-84 | Ohio State |
| 1/29 | - 7 | 58-65 | MICHIGAN STATE, 959 |
| 1/31 | - 3 | 65-68 | MICHIGAN, 861 |
| 2/5 | -15 | 55-70 | Northwestern |
| 2/8 | +13 | 85-72 | LOYOLA, 408 |
| 2/12 | -12 | 55-67 | Purdue |
| 2/14 | -26 | 50-76 | Illinois |
| 2/19 | -17 | 70-87 | OHIO STATE, 799 |
| 2/21 | -24 | 53-77 | INDIANA, 880 |

| | | | |
|------|-----|-------|-------------------|
| 2/26 | -35 | 51-86 | Michigan |
| 2/28 | -10 | 58-68 | Michigan State |
| 3/4 | -26 | 57-83 | NORTHWESTERN, 766 |
| 3/9 | - 2 | 71-73 | MINNESOTA, 770 |
| 3/12 | -48 | 50-98 | Iowa |

UW Head Coach: Mary Murphy

Total home attendance: 10,712/13=824 average

Big Ten attendance: 8,221/9=913 average

1988-89

Won 13, Lost 14 (Home: 10-4)

(Big Ten Conference Finish—8th, 5-13)

| | | | |
|-------|-----|---------------------|-----------------------|
| 11/25 | -57 | 62-119 | Stanford |
| 11/27 | + 5 | 72-67 | San Jose State |
| 12/1 | +12 | 78-66 | MARQUETTE, 504 |
| 12/4 | +11 | 73-62 | WESTERN ILLINOIS, 695 |
| 12/7 | + 4 | 62-58 ^{OT} | Green Bay |
| 12/11 | + 3 | 76-73 | Detroit |
| 12/13 | +27 | 79-52 | VALPARAISO, 597 |
| 1/3 | +20 | 65-45 | CHICAGO STATE, 683 |
| 1/6 | -18 | 55-73 | Indiana |
| 1/8 | -31 | 53-84 | Ohio State |
| 1/13 | - 3 | 59-62 | NORTHWESTERN, 981 |
| 1/15 | -13 | 56-69 | Purdue |
| 1/20 | + 2 | 71-69 | MICHIGAN STATE, 963 |
| 1/22 | + 7 | 66-59 | MICHIGAN, 1027 |
| 1/27 | - 6 | 75-81 ^{OT} | Illinois |
| 1/30 | +14 | 72-58 | ILLINOIS-CHICAGO, 586 |
| 2/3 | -10 | 57-67 | IOWA, 1353 |
| 2/5 | +17 | 78-61 | MINNESOTA, 1273 |
| 2/10 | - 3 | 63-66 | Northwestern |
| 2/17 | -18 | 57-75 | Michigan |
| 2/19 | - 4 | 67-71 | Michigan State |
| 2/26 | + 9 | 77-68 | ILLINOIS, 2307 |
| 2/27 | +14 | 81-67 | PURDUE, 711 |
| 3/3 | -25 | 58-83 | Minnesota |
| 3/5 | -26 | 52-78 | Iowa |
| 3/8 | -16 | 61-77 | OHIO STATE, 783 |
| 3/11 | - 5 | 80-85 | INDIANA, 1177 |

UW Head Coach: Mary Murphy

Total home attendance: 13,700/14=979 average

Big Ten attendance: 10,575/9=1175 average

1989-90

Won 8, Lost 20 (Home: 5-9)

(Big Ten Conference Finish—tie for 9th, 3-15)

| | | | |
|-------|-----|-------|--------------------|
| 11/24 | - 1 | 65-66 | Texas A & M |
| 11/25 | -15 | 49-64 | Drake |
| 11/28 | +10 | 76-66 | Illinois-Chicago |
| 12/1 | - 7 | 77-84 | North Carolina |
| 12/2 | +25 | 98-73 | Bucknell |
| 12/5 | - 2 | 58-60 | UW-GREEN BAY, 850 |
| 12/12 | +10 | 77-67 | NEBRASKA, 560 |
| 12/30 | -13 | 77-90 | DARTMOUTH, 922 |
| 1/2 | +30 | 93-63 | CHICAGO STATE, 650 |
| 1/5 | -12 | 80-92 | INDIANA, 1130 |
| 1/7 | - 8 | 64-72 | OHIO STATE, 1288 |
| 1/12 | -15 | 57-72 | Northwestern |
| 1/16 | +11 | 90-79 | MARQUETTE, 797 |

| | | | |
|------|-----|-------|----------------------|
| 1/19 | -30 | 42-73 | Michigan State |
| 1/21 | -17 | 51-68 | Michigan |
| 1/26 | + 9 | 86-77 | ILLINOIS, 957 |
| 1/28 | -20 | 72-92 | PURDUE, 1326 |
| 2/2 | -32 | 52-84 | Iowa |
| 2/4 | +1 | 76-75 | Minnesota |
| 2/9 | -11 | 62-73 | NORTHWESTERN, 1011 |
| 2/16 | - 5 | 56-61 | MICHIGAN, 825 |
| 2/18 | - 6 | 55-61 | MICHIGAN STATE, 2606 |
| 2/23 | -18 | 63-81 | Purdue |
| 2/25 | - 5 | 76-81 | Illinois |
| 3/2 | +12 | 94-82 | MINNESOTA, 925 |
| 3/4 | -17 | 60-77 | IOWA, 1631 |
| 3/8 | -21 | 57-78 | Ohio State |
| 3/10 | - 7 | 69-76 | Indiana |

UW Head Coach: Mary Murphy

Total home attendance: 15,478/14=1,106 average

Big Ten attendance: 11,699/9=1,300 average

1990-91

Won 13, Lost 15 (Home: 10-4)

(Big Ten Conference Finish—7th, 7-11)

| | | | |
|-------|-----|---------------------|------------------------|
| 11/23 | - 8 | 91-99 ^{OT} | Washington |
| 11/24 | + 3 | 80-77 | Gonzaga |
| 11/28 | - 9 | 87-96 | IOWA STATE, 615 |
| 12/1 | +23 | 99-76 | UW-MILWAUKEE, 720 |
| 12/4 | -16 | 75-91 | UW-Green Bay |
| 12/7 | + 6 | 80-74 ^{OT} | Nebraska |
| 12/9 | + 8 | 101-93 | Creighton |
| 12/12 | +16 | 79-63 | ILLINOIS-CHICAGO, 503 |
| 12/30 | -10 | 73-83 | ILLINOIS STATE, 1047 |
| 1/2 | +11 | 78-67 | IOWA, 979 |
| 1/6 | +25 | 102-77 | MINNESOTA, 1241 |
| 1/11 | -16 | 73-89 | Michigan State |
| 1/13 | -21 | 69-90 | Michigan |
| 1/18 | - 1 | 85-86 | NORTHWESTERN, 1005 |
| 1/22 | +24 | 90-66 | CHICAGO STATE, 560 |
| 1/25 | + 9 | 90-81 | ILLINOIS, 1005 |
| 1/27 | -10 | 87-97 | PURDUE, 1621 |
| 2/1 | -17 | 86-103 | Indiana |
| 2/3 | - 5 | 76-81 ^{OT} | Ohio State |
| 2/8 | +13 | 101-88 | MICHIGAN, 1023 |
| 2/10 | + 3 | 78-75 | MICHIGAN STATE, 3137** |
| 2/15 | -21 | 72-93 | Northwestern |
| 2/22 | -40 | 53-93 | Purdue |
| 2/24 | -15 | 73-88 | Illinois |
| 3/1 | +15 | 92-77 | OHIO STATE, 1357 |
| 3/2 | + 5 | 80-75 | INDIANA, 2102 |
| 3/7 | -14 | 62-76 | Minnesota |
| 3/9 | - 9 | 76-85 ^{OT} | Iowa |

UW Head Coach: Mary Murphy

Total home attendance: 16,915/14=1,208 average

Big Ten attendance: 13,470/9=1,497 average

Home games are indicated in capital letters.


+ Indicates double header attendance figure

** All-time single game attendance record for UW Women's Basketball

NOTE: 1982-83 was the first year of Big Ten Conference Round Robin Play

Opponent Records, 1974-91

| | |
|-----------------------------|-------|
| Alabama-Birmingham | 1-1 |
| Arizona | 0-1 |
| Army | 1-0 |
| Ball State | 1-0 |
| Bowling Green | 0-1 |
| Bradley | 3-0 |
| Bucknell | 1-0 |
| California-Irvine | 1-0 |
| California State-Long Beach | 0-1 |
| Carroll College | 2-0 |
| Carthage College | 2-0 |
| Central Michigan | 0-1 |
| Central Missouri | 1-0 |
| Chicago State | 5-0 |
| Cincinnati | 2-0 |
| Clemson | 0-1 |
| Cleveland State | 0-1 |
| Colorado | 1-0 |
| Creighton | 1-0 |
| Dartmouth | 1-1 |
| DePaul | 2-2 |
| Detroit | 2-2 |
| Drake | 0-4 |
| Duke | 0-1 |
| Eastern Illinois | 2-1 |
| Eastern Kentucky | 0-1 |
| Eastern Michigan | 0-1 |
| Fairfield | 0-1 |
| Fairleigh Dickinson | 0-1 |
| Florida State University | 0-1 |
| Georgetown | 0-1 |
| Gonzaga | 1-0 |
| Illinois | 10-14 |
| Illinois-Chicago | 10-5 |
| Illinois State | 2-9 |
| Indiana | 4-21 |
| Indiana State | 2-2 |
| Iowa | 10-15 |
| Iowa State | 1-3 |
| Lake Superior State College | 0-1 |
| Lincoln College | 1-0 |



| | |
|------------------------|-------|
| Louisiana Tech | 0-1 |
| Loyola (Chicago) | 5-2 |
| Mankato State | 0-1 |
| Maryland | 0-1 |
| Marquette | 5-1 |
| Memphis State | 0-1 |
| Miami of Ohio | 1-1 |
| Michigan | 10-12 |
| Michigan State | 7-16 |
| Middle Tennessee State | 0-1 |
| Minnesota | 9-16 |
| Mississippi | 0-1 |
| Missouri | 0-1 |
| National College | 2-0 |
| Nebraska | 3-0 |


| | |
|------------------------------|------|
| North Carolina | 0-1 |
| North Carolina-Charlotte | 0-1 |
| Northeastern Illinois | 1-0 |
| Northern Illinois | 6-0 |
| Northern Iowa | 3-0 |
| Northwestern | 5-21 |
| Notre Dame | 0-1 |
| Ohio State | 2-19 |
| Phillips University | 1-0 |
| Pitt | 0-1 |
| Princeton | 1-0 |
| Providence | 0-1 |
| Purdue | 8-16 |
| Queens College | 0-1 |
| St. Cloud State | 1-0 |
| St. Peter's College | 0-1 |
| San Diego | 1-0 |
| San Jose State | 1-0 |
| Southern Connecticut | 1-0 |
| South Dakota | 0-1 |
| Southern Illinois-Carbondale | 1-0 |
| Stanford | 0-1 |
| Texas A & M | 0-1 |
| Texas-Austin | 0-1 |
| Union University | 0-1 |
| University of D.C. | 0-1 |
| UW-Eau Claire | 4-3 |
| UW-Green Bay | 7-3 |
| UW-LaCrosse | 3-9 |
| UW-Milwaukee | 6-0 |
| UW-Oshkosh | 4-1 |
| UW-Platteville | 5-0 |
| UW-River Falls | 0-1 |
| UW-Stevens Point | 3-7 |
| UW-Whitewater | 2-4 |
| Valdosta State | 0-1 |
| Valparaiso | 1-0 |
| Virginia | 0-1 |
| Washington | 0-1 |
| Western Illinois | 5-1 |
| Western Michigan | 7-1 |
| Westmar College | 1-0 |
| William Penn College | 1-1 |
| Wichita State | 0-1 |
| Yale | 1-0 |

Total: 194 wins, 253 losses

Record vs. Big Ten Opponents

| | |
|----------------|-------|
| Illinois | 10-14 |
| Indiana | 4-21 |
| Iowa | 10-15 |
| Michigan | 10-12 |
| Michigan State | 7-16 |
| Minnesota | 9-16 |
| Northwestern | 5-21 |
| Ohio State | 2-19 |
| Purdue | 8-16 |

Total: 65 wins, 150 losses



1992 Big Ten Composite Schedule

Friday, January 10

Northwestern at Ohio State,
7:30 p.m. EST

Wisconsin at Indiana, 7:30 p.m. EST
Purdue at Michigan, 7:30 p.m. EST
Illinois at Michigan State, 7:30 p.m. EST
Minnesota at Iowa, 7:30 p.m. CST

Sunday, January 12

Northwestern at Indiana, 2:00 p.m. EST
Wisconsin at Ohio State, 2:00 p.m. EST
Purdue at Michigan State, 2:00 p.m. EST
Illinois at Michigan, 2:00 p.m. EST

Friday, January 17

Ohio State at Minnesota, 7:00 p.m. CST
Indiana at Iowa, 7:30 p.m. CST
Michigan at Northwestern, 7:30 p.m. CST
Michigan State at Wisconsin,
7:00 p.m. CST
Purdue at Illinois, 7:00 p.m. CST

Sunday, January 19

Indiana at Minnesota, 2:00 p.m. CST
Ohio State at Iowa, 1:30 p.m. CST
Michigan State at Northwestern,
2:00 p.m. CST
Michigan at Wisconsin, 1:30 p.m. CST

Friday, January 24

Minnesota at Michigan, 7:30 p.m. EST
Iowa at Michigan State, 7:30 p.m. EST
Northwestern at Purdue, 7:30 p.m. EST
Wisconsin at Illinois, 7:00 p.m. CST
Ohio State at Indiana, 7:30 p.m. EST

Sunday, January 26

Minnesota at Michigan State,
2:00 p.m. EST
Iowa at Michigan, 2:00 p.m. EST
Northwestern at Illinois, 2:00 p.m. CST
Wisconsin at Purdue, 2:00 p.m. EST

Friday, January 31

Purdue at Minnesota, 7:00 p.m. CST
Illinois at Iowa, 7:30 p.m. CST
Michigan at Ohio State, 7:30 p.m. EST
Michigan State at Indiana, 7:30 p.m. EST
Northwestern at Wisconsin,
7:00 p.m. CST

Sunday, February 2

Illinois at Minnesota, 2:00 p.m. CST
Purdue at Iowa, 1:30 p.m. CST
Michigan State at Ohio State,
2:00 p.m. EST
Michigan at Indiana, 2:00 p.m. EST

Friday, February 7

Minnesota at Northwestern,
7:30 p.m. CST
Iowa at Wisconsin, 7:00 p.m. CST
Ohio State at Purdue, 7:30 p.m. EST
Indiana at Illinois, 7:00 p.m. CST
Michigan at Michigan State,
7:30 p.m. EST



BIG TEN

CONFERENCE

Big Ten Media Row Telephones

| | |
|----------------|----------------|
| ILLINOIS | (217) 333-1227 |
| INDIANA | (812) 855-2754 |
| IOWA | (319) 335-7284 |
| MICHIGAN | (313) 998-7188 |
| MICHIGAN STATE | (517) 353-1626 |
| MINNESOTA | (612) 626-1394 |
| NORTHWESTERN | (708) 491-7503 |
| OHIO STATE | (614) 292-1813 |
| PENN STATE | (814) 863-3516 |
| PURDUE | (317) 494-6364 |
| WISCONSIN | (608) 263-2249 |

Sunday, February 9

Minnesota at Wisconsin, 1:30 p.m. CST
Iowa at Northwestern, 2:00 p.m. CST
Ohio State at Illinois, 2:00 p.m. CST
Indiana at Purdue, 2:00 p.m. EST

Friday, February 14

Minnesota at Indiana, 7:30 p.m. EST
Iowa at Ohio State, 7:30 p.m. EST
Northwestern at Michigan State,
7:30 p.m. EST
Wisconsin at Michigan, 7:30 p.m. EST
Illinois at Purdue, 7:30 p.m. EST

Sunday, February 16

Minnesota at Ohio State, 2:00 p.m. EST
Iowa at Indiana, 2:00 p.m. EST
Northwestern at Michigan, 2:00 p.m. EST
Wisconsin at Michigan State,
2:00 p.m. EST

Friday, February 21

Michigan State at Minnesota,
7:00 p.m. CST
Michigan at Iowa, 7:30 p.m. CST
Illinois at Northwestern, 7:30 p.m. CST
Purdue at Wisconsin, 7:00 p.m. CST
Indiana at Ohio State, 7:30 p.m. EST

Sunday, February 23

Michigan at Minnesota, 2:00 p.m. CST
Michigan State at Iowa, 1:30 p.m. CST
Purdue at Northwestern, 2:00 p.m. CST
Illinois at Wisconsin, 1:30 p.m. CST

Friday, February 28

Minnesota at Illinois, 7:00 p.m. CST
Iowa at Purdue, 7:30 p.m. EST
Ohio State at Michigan State,
7:30 p.m. EST
Indiana at Michigan, 7:30 p.m. EST
Wisconsin at Northwestern,
7:30 p.m. CST

Sunday, March 1

Minnesota at Purdue, 2:00 p.m. EST
Iowa at Illinois, 2:00 p.m. CST
Ohio State at Michigan, 2:00 p.m. EST
Indiana at Michigan State, 2:00 p.m. EST

Friday, March 6

Wisconsin at Minnesota, 7:00 p.m. CST
Northwestern at Iowa, 7:30 p.m. CST
Illinois at Ohio State, 7:30 p.m. EST
Purdue at Indiana, 7:30 p.m. EST
Michigan State at Michigan,
7:30 p.m. EST

Sunday, March 8

Northwestern at Minnesota,
2:00 p.m. CST
Wisconsin at Iowa, 1:30 p.m. CST
Purdue at Ohio State, 2:00 p.m. EST
Illinois at Indiana, 2:00 p.m. EST

Wednesday, March 11

Ohio State at Wisconsin, 7:00 p.m. CST

Thursday, March 7

Indiana at Northwestern, 7:30 p.m. CST
Michigan State at Purdue, 7:30 p.m. EST
Michigan at Illinois, 7:00 p.m. CST
Iowa at Minnesota, 7:00 p.m. CST

Saturday, March 14

Ohio State at Northwestern,
2:00 p.m. CST
Indiana at Wisconsin, 3:00 p.m. CST
Michigan at Purdue, 2:00 p.m. EST
Michigan State at Illinois, 2:00 p.m. CST

Big Ten Opponents

UNIVERSITY OF ILLINOIS

Friday, January 24, 1992
at Champaign, IL
—7:00 p.m. (CST)

Sunday, February 23, 1992
at Madison, WI
—1:30 p.m. (CST)



Location: Champaign, IL
 Enrollment: 34,500
 Division: NCAA-I
 Home Arena: Assembly Hall (16,153)
 Nickname: Fighting Illini
 Colors: Blue and Orange
 1990-91 Season Record: 9-19
 1991 Conference Record/Finish: 6-12/8th
 Starters Returning/Lost: 4/1
 Letterwinners Returning/Lost: 10/1
 Head Coach: Kathy Lindsey
 School Record: 9-19 (1 year)
 Career Record: 9-19 (1 year)
 Assistants: Yulonda Wimbish, Claire LeBlanc
 Basketball Office: 217-333-8612
 Sports Information: Kent Brown
 Office Phone: (217) 333-1391
 Home Phone: (217) 384-6486
 Press Row: (217) 333-1227
 FAX Phone: (217) 333-5540

Wisconsin vs. Illinois series record: 10-14

| Date | Place | Wis | Opp | Margin |
|----------------|--------------------|-----|-------|--------|
| Dec. 6, 1974 | Iowa City, IA | 56 | 57 | - 1 |
| Feb. 6, 1976 | Champaign, IL | 33 | 77 | - 44 |
| Feb. 11, 1977 | West Lafayette, IN | 49 | 76 | -27 |
| Dec. 9, 1978 | Madison, WI | 60 | 51 | + 9 |
| Feb. 16, 1979 | Madison, WI | 63 | 92 | -29 |
| Jan. 9, 1982 | Madison, WI | 80 | 71 | + 9 |
| Jan. 9, 1983 | Champaign, IL | 91 | 88 | + 3 |
| March 10, 1983 | Madison, WI | 72 | 80 | - 8 |
| Jan. 8, 1984 | Madison, WI | 64 | 53 | +11 |
| March 8, 1984 | Champaign, IL | 79 | 65 | +14 |
| Jan. 18, 1985 | Champaign, IL | 59 | 70 | -11 |
| Feb. 17, 1985 | Madison, WI | 70 | 67 | +13 |
| Jan., 17, 1986 | Madison, WI | 69 | 82 | -13 |
| Feb. 16, 1986 | Champaign, IL | 53 | 69 | -16 |
| Jan. 9, 1987 | Champaign, IL | 67 | 82 | -15 |
| Feb. 8, 1987 | Madison, WI | 64 | 77 | -13 |
| Jan. 15, 1988 | Madison, WI | 75 | 64 | +11 |
| Feb. 14, 1988 | Champaign, IL | 50 | 76 OT | -26 |
| Jan. 27, 1989 | Champaign, IL | 75 | 81 OT | - 6 |
| Feb. 26, 1989 | Madison, WI | 77 | 68 | + 9 |
| Jan. 26, 1990 | Madison, WI | 86 | 77 | + 9 |
| Feb. 25, 1990 | Champaign, IL | 76 | 81 | - 5 |
| Jan. 25, 1991 | Madison, WI | 90 | 81 | + 9 |
| Feb. 24, 1991 | Champaign, IL | 73 | 88 | -15 |

Top Illinois Returnees:

| Player | Pos. | Ht. | Yr. | Pts. | Reb. |
|-------------------|------|-----|-----|------|------|
| Mandy Cunningham* | G | 5-7 | So. | 13.3 | 4.0 |
| Jill Estey* | G | 5-4 | Jr. | 3.7 | 1.8 |
| Kate Riley* | F | 6-2 | Sr. | 7.3 | 6.7 |
| Sonya Waters* | C | 6-2 | Sr. | 9.9 | 6.9 |

Top Illinois Newcomers:


| | | | | |
|--------------|---|-----|-----|----------------|
| Cindy Dilger | C | 6-0 | Jr. | Oak Forest, IL |
|--------------|---|-----|-----|----------------|

| | | | | |
|------------------|---|------|-----|-------------|
| Kris Dupps | F | 5-10 | Fr. | Heath, OH |
| Jackie Hemann | G | 5-11 | Fr. | Breese IL |
| Lolita Platt | F | 5-11 | Fr. | Norfolk, VA |
| Kati Whittingham | G | 5-9 | Fr. | Chicago, IL |



Head Coach Kathy Lindsey

Sonya Waters will return from injury for her senior season as one of the top interior players in the Big Ten.

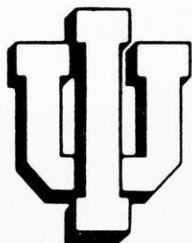


INDIANA UNIVERSITY

Friday, January 10, 1992
at Bloomington, Indiana
—7:30 p.m. (EST)


Saturday, March 14, 1992
at Madison, Wisconsin
—3:00 p.m. (CST)

Location: Bloomington, IN
 Enrollment: 34,000
 Division: NCAA-I
 Home Arena: Assembly Hall (17,357)
 Nickname: Hoosiers
 Colors: Cream and Crimson
 1990-91 Season Record: 18-13
 1991 Conference Record/Finish: 8-10/Tie-5th
 1991 Season Highlights: Placed second at the Women's National Invitational Tournament
 Starters Returning/Lost: 3/2
 Letterwinners Returning/Lost: 9/4
 Head Coach: Jim Izard
 School Record: 46-41(3 years)
 Career Record: 209-90 (10 years)
 Assistants: Susan Dixon, Tracy Manuel
 Basketball Office: (812) 855-3955
 Sports Information: Vickie Hasselfeldt
 Office Phone: (812) 855-2421
 Press Row: (812) 855-2754
 FAX Phone: (812) 855-9401



Top Indiana Newcomers:

| | | | | |
|----------------|-----|------|-----|---------------|
| Shirley Bryant | F | 5-10 | Fr. | Lexington, KY |
| Angie Cree | F/C | 6-0 | Fr. | Galveston, IN |
| Dana Creighton | F | 5-11 | Fr. | Warsaw, IN |
| Carrie Mount | G | 5-2 | Fr. | Bedford, IN |



Head Coach Jim Izard


Senior Tisha Hill is the top returning scorer and rebounder for the Hoosiers, and set the all-time Indiana assists record with 388 in three years.

Wisconsin vs. Indiana series record: 4-21

| Date | Place | Wis | Opp | Margin |
|----------------|-----------------|-----|-------|--------|
| Dec. 7, 1974 | Iowa City, IA | 29 | 83 | -54 |
| Feb. 9, 1978 | Bloomington, IN | 48 | 63 | -15 |
| Feb. 8, 1979 | Bloomington, IN | 45 | 53 | - 8 |
| Feb. 17, 1979 | Madison, WI | 52 | 59 | - 7 |
| Jan. 18, 1980 | Bloomington, IN | 50 | 64 | -14 |
| Jan. 30, 1981 | Madison, WI | 86 | 76 | +10 |
| Dec. 5, 1981 | Bloomington, IN | 77 | 83 | - 6 |
| Feb. 6, 1983 | Madison, WI | 61 | 73 | -12 |
| Feb. 11, 1983 | Bloomington, IN | 49 | 59 | -10 |
| Feb. 5, 1984 | Bloomington, IN | 57 | 64 | - 7 |
| Feb. 10, 1984 | Madison, WI | 60 | 58 | + 2 |
| Jan. 13, 1985 | Madison, WI | 51 | 75 | -24 |
| Feb. 8, 1985 | Bloomington, IN | 67 | 71 | - 4 |
| Jan. 12, 1986 | Bloomington, IN | 46 | 65 | -19 |
| Feb. 7, 1986 | Madison, WI | 37 | 65 | -28 |
| Jan. 16, 1987 | Madison, WI | 66 | 71 OT | - 5 |
| Feb. 15, 1987 | Bloomington, IN | 48 | 46 OT | + 2 |
| Jan. 22, 1988 | Bloomington, IN | 49 | 71 | -22 |
| Feb. 21, 1988 | Madison, WI | 53 | 77 | -24 |
| Jan. 6, 1989 | Bloomington, IN | 55 | 73 | -18 |
| March 11, 1989 | Madison, WI | 80 | 85 | - 5 |
| Jan. 5, 1990 | Madison, WI | 80 | 92 | -12 |
| March 10, 1990 | Bloomington, IN | 69 | 76 | - 7 |
| Feb. 1, 1991 | Bloomington, IN | 86 | 103 | -17 |
| March 3, 1991 | Madison, WI | 80 | 75 | + 5 |

Top Indiana Returnees:

| Player | Pos. | Ht. | Yr. | Pts. | Reb. |
|--------------|------|-----|-----|------|------|
| Dawn Douglas | F | 5-9 | Jr. | 11.5 | 5.3 |
| Kris McGrade | G | 5-3 | So. | 10.5 | 2.0 |
| Tisha Hill | G/F | 5-7 | Sr. | 8.5 | 5.3 |



UNIVERSITY OF IOWA

Friday, February 7, 1992
at Madison, Wisconsin
—7:00 p.m. (CST)

Sunday, March 8, 1992
at Iowa City, Iowa
—1:30 p.m. (CST)



Location: Iowa City, IA
 Enrollment: 28,000
 Division: NCAA-I
 Home Arena: Carver-Hawkeye Arena (15,500)
 Nickname: Hawkeyes
 Colors: Black and Gold
 1990-91 Season Record: 21-9
 1991 Big Ten Record/Finish: 13-5/Tie-2nd
 1990-91 Season Highlights (Post-Season Results) Advanced to sixth consecutive NCAA tournament; beat Montana in first round then lost 70-53 to No. 12 Washington in second round
 Starters Returning/Lost: 4/1
 Letterwinners Returning/Lost: 11/2
 Head Coach: C. Vivian Stringer
 School Record: 185-52 (8 years)
 Career Record: 436-103 (19 years)
 Assistants: Marianna Freeman, Angie Lee, Linda Myers
 Basketball Office: 319-335-9259
 Sports Information: Beth Weber
 Office Phone: (319) 335-9267
 Home Phone: (319) 337-2827
 Press Row: (319) 335-7284
 FAX Phone: (319) 335-9417

Wisconsin vs. Iowa series record:10-15

| Date | Place | Wis | Opp | Margin |
|----------------|------------------|-----|-------|--------|
| Dec. 7, 1974 | Iowa City, IA | 65 | 49 | +16 |
| Dec. 2, 1978 | Iowa City, IA | 68 | 75 | - 7 |
| Dec. 1, 1979 | Iowa City, IA | 51 | 68 | -17 |
| Nov. 15, 1980 | Madison, WI | 73 | 69 | + 4 |
| Feb. 3, 1981 | Iowa City, IA | 88 | 67 | +11 |
| Feb. 12, 1982 | East Lansing, MI | 78 | 64 | +14 |
| March 3, 1982 | Iowa City, IA | 78 | 64 | +14 |
| Jan. 23, 1983 | Iowa City, IA | 68 | 47 | +21 |
| Feb. 23, 1983 | Madison, WI | 68 | 44 | +24 |
| Jan. 22, 1984 | Madison, WI | 50 | 49 | + 1 |
| Feb. 24, 1984 | Iowa City, IA | 37 | 46 | - 9 |
| Jan. 27, 1985 | Madison, WI | 65 | 54 | +11 |
| Feb. 24, 1985 | Iowa City, IA | 52 | 64 | -12 |
| Jan. 26, 1986 | Iowa City, IA | 32 | 68 | -36 |
| Feb. 21, 1986 | Madison, WI | 47 | 61 | -14 |
| Jan. 2, 1987 | Madison, WI | 44 | 83 | -39 |
| March 7, 1987 | Iowa City, IA | 56 | 78 | -22 |
| Jan. 8, 1988 | Madison, WI | 59 | 79 | -20 |
| March 12, 1988 | Iowa City, IA | 50 | 98 | -48 |
| Feb. 3, 1989 | Madison, WI | 57 | 67 | -10 |
| March 5, 1989 | Iowa City, IA | 52 | 78 | -26 |
| Feb. 2, 1990 | Iowa City, IA | 52 | 84 | -32 |
| March 4, 1990 | Madison, WI | 60 | 77 | -17 |
| Jan. 2, 1991 | Madison, WI | 78 | 67 | +11 |
| March 9, 1991 | Iowa City, IA | 76 | 85 OT | - 9 |

Top Iowa Returnees:

| Player | Pos. | Ht. | Yr. | Pts. | Reb. |
|---------------|------|-----|-----|------|------|
| Toni Foster* | F | 6-1 | Jr. | 15.8 | 8.2 |
| Tricia Waugh* | F | 6-1 | Sr. | 9.7 | 6.4 |

| | | | | | |
|----------------|---|-----|-----|-----|-----|
| LaTonya Tate* | G | 5-9 | Sr. | 7.6 | 3.1 |
| Necole Tunsil* | F | 6-1 | So. | 8.4 | 4.0 |


Top Iowa Newcomers:

| | | | | |
|------------------|---|-----|-----|--------------------|
| Armeda Yarbrough | G | 5-4 | Fr. | Racine, WI/Horlick |
|------------------|---|-----|-----|--------------------|



Head Coach C. Vivian Stringer

Junior Toni Foster was the top scorer and rebounder for the Hawkeyes last season averaging 15.8 points and 8.2 rebounds per game.



UNIVERSITY OF MICHIGAN

Sunday, January 19, 1992
at Madison, WI
—1:30 p.m. (CST)

Friday, February 14, 1992
at Ann Arbor, MI
—7:30 p.m. (EST)



Location: Ann Arbor, MI
 Enrollment: 34,116
 Division: NCAA-I
 Home Arena: Crisler Arena (13,609)
 Nickname: Wolverines
 Colors: Maize and Blue
 1990-91 Season Record: 11-17
 1991 Big Ten Record/Finish: 4-14/9th
 Starters Returning/Lost: 4/1
 Letterwinners Returning/Lost: 10/4
 Head Coach: Bud VanDeWege, Jr.
 School Record: 86-112 (7 years)
 Career Record: 86-112 (7 years)
 Assistant Coaches: Kathy LaBarge, Nikita Lowrey
 Basketball Office: (313) 747-1264
 Sports Information: Amy Carlton
 Office Phone: (313) 764-6835
 Home Phone: (313) 572-8851
 Press Row: (313) 998-7188
 FAX Phone: (313) 747-1188

Wisconsin vs. Michigan series record:10-12


| Date | Place | Wis | Opp | Margin |
|---------------|---------------|-----|-----|--------|
| Feb. 7, 1976 | Champaign, IL | 33 | 84 | -51 |
| Jan. 12, 1979 | Ann Arbor, MI | 73 | 80 | - 7 |
| Jan. 26, 1980 | Madison, WI | 65 | 57 | + 8 |
| Dec. 6, 1980 | Ann Arbor, MI | 78 | 87 | - 9 |
| Jan. 16, 1983 | Madison, WI | 99 | 68 | +31 |
| March 4, 1983 | Ann Arbor, MI | 80 | 71 | + 9 |
| Jan. 15, 1984 | Ann Arbor, MI | 77 | 63 | +13 |
| March 2, 1984 | Madison, WI | 63 | 64 | - 1 |
| Feb. 3, 1985 | Ann Arbor, MI | 81 | 72 | + 9 |
| March 1, 1985 | Madison, WI | 81 | 70 | +11 |
| Feb. 2, 1986 | Madison, WI | 67 | 72 | - 5 |
| Feb. 28, 1986 | Ann Arbor, MI | 66 | 77 | -11 |
| Jan. 25, 1987 | Ann Arbor, MI | 65 | 57 | +12 |
| Feb. 20, 1987 | Madison, WI | 88 | 63 | +25 |
| Jan. 31, 1988 | Madison, WI | 65 | 68 | - 3 |
| Feb. 26, 1988 | Ann Arbor, MI | 51 | 86 | -35 |
| Jan. 22, 1989 | Madison, WI | 66 | 59 | + 7 |
| Feb. 17, 1989 | Ann Arbor, MI | 57 | 75 | -18 |
| Jan. 21, 1990 | Ann Arbor, MI | 51 | 68 | -17 |
| Feb. 16, 1990 | Madison, WI | 56 | 61 | - 5 |
| Jan. 13, 1991 | Ann Arbor, MI | 69 | 90 | -21 |
| Feb. 8, 1991 | Madison, WI | 101 | 88 | +13 |

Top Michigan Returnees:

| Player | Pos. | Ht. | Yr. | Pts. | Reb. |
|-----------------|------|-----|-----|------|------|
| Trish Andrew* | F/C | 6-2 | Jr. | 13.3 | 7.1 |
| Char Durand* | G | 5-9 | Sr. | 10.7 | 4.0 |
| Leah Wooldrige* | G | 5-6 | Sr. | 3.7 | 1.5 |
| Nikki Beaudry* | F | 6-0 | Jr. | 6.4 | 4.6 |


Top Michigan Newcomers:

| | | | | |
|-----------------|-----|------|---------|------------|
| Molly Heikkinen | G/F | 5-11 | Fr. | Howell, MI |
| Yeshimbra Grey | F | 5-11 | Fr./So. | Flint, MI |
| Carrie Stewart | G/F | 5-11 | Fr. | Olathe, KS |



Head Coach Bud VanDeWege, Jr.

Trish Andrew led the Big Ten in blocks per game the last two years averaging 3.1.



MICHIGAN STATE UNIVERSITY

Friday, January 17, 1992
at Madison, WI
—7:00 p.m. (CST)

Sunday, February 16, 1992
at East Lansing, MI
—2:00 p.m. (EST)

Location: East Lansing, MI
 Enrollment: 42,886
 Division: NCAA-I
 Home Arena: Breslin Events Center (15,138)
 Nickname: Spartans
 Colors: Green and White
 1990-91 Season Record: 21-8
 1991 Big Ten Record/Finish: 13-5/Tie-2nd
 1990-91 Season Highlights (Post Season Results): Earned first-ever NCAA tournament bid as No. 4 seed in the Midwest Region losing in the second round, 96-94, to Oklahoma State in triple overtime. First 20-win season since 1977-78. Highest Big Ten finish ever in a tie for second, 13-5
 Starters Returning/Lost: 3/2
 Letterwinners Returning/Lost: 8/3
 Head Coach: Karen Langeland
 School Record: 237-171 (15 years)
 Career Record: 237-171 (15 years)
 Assistants: Leanna Bordner, Sue Guevara
 Basketball Office: 517-353-8613
 Sports Information: Lori Schulze
 Office Phone: (517) 355-2271
 Home Phone: (517) 332-7853
 Press Row: (517) 353-1626
 FAX Phone: (517) 353-9636



Wisconsin vs. Michigan State series record: 7-16

| Date | Place | Wis | Opp | Margin |
|---------------|------------------|-----|-----|--------|
| Feb. 6, 1976 | Champaign, IL | 46 | 77 | -31 |
| Jan. 14, 1978 | Madison, WI | 63 | 65 | - 2 |
| Jan. 13, 1979 | East Lansing, MI | 52 | 57 | - 5 |
| Dec. 30, 1980 | Madison, WI | 62 | 74 | -12 |
| Feb. 27, 1982 | East Lansing, MI | 60 | 76 | -16 |
| Jan. 14, 1983 | Madison, WI | 77 | 59 | +18 |
| March 6, 1983 | East Lansing, MI | 76 | 70 | + 6 |
| Jan. 13, 1984 | East Lansing, MI | 67 | 66 | + 1 |
| March 4, 1984 | Madison, WI | 88 | 68 | +20 |
| Feb. 1, 1985 | East Lansing, MI | 64 | 65 | - 1 |
| March 3, 1985 | Madison, WI | 82 | 72 | +10 |
| Jan. 31, 1986 | Madison, WI | 55 | 58 | - 3 |
| March 2, 1986 | East Lansing, MI | 69 | 82 | -13 |
| Jan. 23, 1987 | East Lansing, MI | 53 | 77 | -24 |
| Feb. 22, 1987 | Madison, WI | 57 | 71 | -14 |
| Jan. 29, 1988 | Madison, WI | 58 | 65 | - 7 |
| Feb. 29, 1988 | East Lansing, MI | 58 | 68 | -10 |
| Jan. 20, 1989 | Madison, WI | 71 | 69 | + 2 |
| Feb. 19, 1989 | East Lansing, MI | 67 | 71 | - 4 |
| Jan. 19, 1990 | East Lansing, MI | 43 | 73 | -30 |
| Feb. 18, 1990 | Madison, WI | 55 | 61 | - 6 |
| Jan. 11, 1991 | East Lansing, MI | 73 | 89 | -16 |
| Feb. 10, 1991 | Madison, WI | 78 | 75 | + 3 |

Top Michigan State Returnees:

| Player | Pos. | Ht. | Yr. | Pts. | Reb. |
|-------------------|------|------|-----|------|------|
| Sheronda Mayo* | C | 6-1 | Jr. | 12.2 | 7.2 |
| Marline Ferguson* | G | 5-7 | Sr. | 9.9 | 3.8 |
| Janel Tilghman* | F | 5-11 | Sr. | 3.7 | 3.2 |

Top Michigan State Newcomers:

| | | | | |
|-----------------|---|------|-----|-----------------|
| Tanya Place | G | 6-0 | Fr. | Ravenna, MI |
| Marla Smith | C | 6-2 | Fr. | Muskegon, MI |
| Connie Peterson | F | 6-1 | Fr. | Scandinavia, WI |
| Kisha Kelley | F | 5-10 | Fr. | Detroit, MI |



Head Coach Karen Langeland

Junior Sheronda Mayo earned second team all-Big Ten honors while averaging 12.2 points and 7.2 rebounds last season.



UNIVERSITY OF MINNESOTA

Sunday, February 9, 1992
at Madison, Wisconsin
—1:30 p.m. (CST)

Friday, March 6, 1992
at Minneapolis, Minnesota
—7:00 p.m. (CST)

Location: Minneapolis, MN
 Enrollment: 41,000
 Division: NCAA-I
 Home Arena: Williams Arena (17,000)
 Nickname: Golden Gophers
 Colors: Maroon and Gold
 1990-91 Season Record: 6-22
 1990 Big Ten Record/Finish: 2-16/10th
 Starters Returning/Lost: 4/1
 Letterwinners Returning/Lost: 9/1
 Head Coach: Linda Hill-MacDonald
 School Record: 6-22 (1 year)
 Career Record: 172-152 (11 years)
 Assistant: Joan Kelly, Chris Hester
 Basketball Office: (612) 624-9352
 Sports Information: Dianne Boyer
 Office Phone: (612) 624-3335
 Home Phone: (612) 645-4421
 Press Row: (612) 626-1394
 FAX Phone: (612) 624-8018



Top Minnesota Newcomers:

| | | | | |
|------------------|---|------|-----|-------------------|
| Shannon Loeblein | G | 5-9 | Fr. | St. Paul, MN |
| Cara Pearson | F | 5-11 | Fr. | St. Paul, MN |
| Lisa Roell | G | 5-8 | Fr. | Iron Mountain, MI |
| Lori Lawler | G | 5-11 | Fr. | Rochester, MN |



Head Coach Linda Hill-MacDonald


Dana Joubert led the Big Ten in rebounding last season with a 9.5 per game average.

Wisconsin vs. Minnesota series record: 9-16

| Date | Place | Wis | Opp | Margin |
|---------------|-----------------|-----|-----|--------|
| Dec. 6, 1974 | Iowa City, IA | 55 | 45 | +10 |
| Feb. 8, 1980 | Madison, WI | 66 | 80 | -14 |
| Jan. 17, 1981 | Madison, WI | 68 | 84 | -16 |
| Feb. 13, 1981 | Evanston, IL | 68 | 79 | -11 |
| March 7, 1981 | Minneapolis, MN | 56 | 66 | -10 |
| Nov. 21, 1981 | Madison, WI | 63 | 72 | -9 |
| Jan. 23, 1982 | Minneapolis, MN | 60 | 63 | -3 |
| Jan. 28, 1983 | Minneapolis, MN | 60 | 73 | -13 |
| Feb. 18, 1983 | Madison, WI | 71 | 77 | -6 |
| Jan. 27, 1984 | Madison, WI | 63 | 59 | +4 |
| Feb. 17, 1984 | Minneapolis, MN | 51 | 62 | -11 |
| Jan. 25, 1985 | Madison, WI | 58 | 59 | -1 |
| Feb. 24, 1985 | Minneapolis, MN | 70 | 79 | -9 |
| Jan. 24, 1986 | Minneapolis, MN | 58 | 75 | -17 |
| Feb. 23, 1986 | Madison, WI | 62 | 52 | +10 |
| Jan. 4, 1987 | Madison, WI | 81 | 73 | +8 |
| March 5, 1987 | Minneapolis, WI | 45 | 70 | -25 |
| Jan. 10, 1988 | Minneapolis, MN | 75 | 67 | +8 |
| March 9, 1988 | Madison, WI | 71 | 73 | -2 |
| Feb. 5, 1989 | Madison, WI | 78 | 61 | +17 |
| March 3, 1989 | Minneapolis, MN | 58 | 83 | -25 |
| Feb. 4, 1990 | Minneapolis, MN | 76 | 75 | +1 |
| March 2, 1990 | Madison, WI | 94 | 82 | +17 |
| Jan. 6, 1991 | Madison, WI | 102 | 77 | +25 |
| March 7, 1991 | Minneapolis, MN | 62 | 76 | -14 |

Top Minnesota Returnees:

| Player | Pos. | Ht. | Yr. | Pts. | Reb. |
|--------------------|------|-----|-----|------|------|
| Holly Thompson* | G | 5-4 | Sr. | 3.7 | 2.5 |
| Dana Joubert* | F | 6-1 | Sr. | 12.0 | 3.5 |
| Stacy Carver* | F | 6-1 | Jr. | 9.4 | 3.7 |
| Carol Ann Shudlick | F | 6-0 | So. | 11.9 | 5.3 |



NORTHWESTERN UNIVERSITY

Friday, January 31, 1992
at Madison, Wisconsin
—7:00 p.m. (CST)

Friday, February 28, 1992
at Evanston, Illinois
—7:30 p.m. (CST)


Location: Evanston, IL
 Enrollment: 7,230
 Division: NCAA-I
 Home Arena: Welsh-Ryan Arena (8,117)
 Nickname: Wildcats
 Colors: Purple and White
 1990-91 Season Record: 21-9
 1991 Big Ten Record/Finish: 12-6/4th
 1990-91 Season Highlights (Post-Season Results) Lost to
 Arkansas 105-68 in the second round of the NCAA tournament
 Starters Returning/Lost: 2/3
 Letterwinners Returning/Lost: 7/5
 Head Coach: Don Perrelli
 School Record: 122-78 (7 years)
 Career Record: 297-149 (15 years)
 Assistants: Marnie Dacko, Mary Ciuk
 Basketball Office: (708) 491-5709
 Sports Information: B. J. Sohn
 Office Phone: (708) 491-7503
 Home Phone: (708) TBA
 Press Row: (708) 491-7503
 FAX Phone: (708) 491-8818



| | | | | | |
|------------------|---|-----|-----|-----|-----|
| Patricia Babcock | C | 6-2 | So. | 5.0 | 3.5 |
| Donna Groh | F | 6-1 | Jr. | 6.7 | 2.8 |

Top Northwestern Newcomers:

| | | | | |
|-----------------|---|------|-----|-----------------|
| Norine Nolan | F | 5-11 | Fr. | Chicago, IL |
| Colleen Swift | F | 6-1 | Fr. | Springfield, MO |
| Anique Whitmore | F | 6-2 | Fr. | Mahtomedi, MN |
| Kellie Cook | G | 5-9 | Fr. | Nevada City, CA |



Head Coach Don Perrelli

Michele Savage led the Big Ten in scoring last season and is a two-time all-Big Ten first team selection.

Wisconsin vs. Northwestern series record: 5-21

| Date | Place | Wis | Opp | Margin |
|---------------|------------------|-----|-------|--------|
| Jan. 22, 1977 | Madison, WI | 70 | 80 | -10 |
| Jan. 28, 1978 | Evanston, IL | 61 | 67 | - 6 |
| Feb. 21, 1979 | Madison, WI | 62 | 67 | - 5 |
| Jan. 23, 1980 | Evanston, IL | 52 | 79 | -27 |
| Dec. 13, 1980 | Madison, WI | 70 | 77 | - 7 |
| Feb. 25, 1981 | Madison, WI | 75 | 82 | - 7 |
| Feb. 12, 1982 | East Lansing, MI | 52 | 62 | -10 |
| Feb. 20, 1982 | Evanston, IL | 66 | 82 | -16 |
| Jan. 21, 1983 | Evanston, IL | 57 | 54 | + 3 |
| Feb. 27, 1983 | Madison, WI | 81 | 72 | + 9 |
| Jan. 20, 1984 | Madison, WI | 80 | 70 | +10 |
| Feb. 24, 1984 | Evanston, IL | 57 | 54 | + 3 |
| Jan. 6, 1985 | Madison, WI | 58 | 76 | -18 |
| March 9, 1985 | Evanston, IL | 89 | 86 OT | + 3 |
| Jan. 5, 1986 | Evanston, IL | 64 | 68 | - 4 |
| March 8, 1986 | Madison, WI | 72 | 87 | -15 |
| Jan. 30, 1987 | Madison, WI | 53 | 72 | -19 |
| Feb. 27, 1987 | Evanston, IL | 50 | 73 | -23 |
| Feb. 5, 1988 | Evanston, IL | 55 | 70 | -15 |
| March 4, 1988 | Madison, WI | 57 | 83 | -26 |
| Jan. 13, 1989 | Madison, WI | 59 | 62 | - 3 |
| Feb. 10, 1989 | Evanston, IL | 63 | 66 | - 3 |
| Jan. 12, 1990 | Evanston, IL | 57 | 72 | -15 |
| Feb. 9, 1990 | Madison, WI | 62 | 73 | - 9 |
| Jan. 18, 1991 | Madison, WI | 85 | 86 OT | - 1 |
| Feb. 15, 1991 | Evanston, IL | 72 | 93 | -21 |

Top Northwestern Returnees:

| Player | Pos. | Ht. | Yr. | Pts. | Reb. |
|-----------------|------|-----|-----|------|------|
| Moir Kennelly | G | 5-7 | So. | 4.8 | 2.4 |
| Michele Savage* | F | 6-1 | Jr. | 21.1 | 7.0 |



THE OHIO STATE UNIVERSITY

Sunday, January 12, 1992
at Columbus, Ohio
—2:00 p.m. (EST)

Wednesday, March 11, 1992
at Madison, Wisconsin
—7:00 p.m. (CST)

Location: Columbus, Ohio
 Enrollment: 54,000
 Division: NCAA-I
 Home Arena: St. John Arena (13,276)
 Nickname: Buckeyes
 Colors: Scarlet and Gray
 1990-91 Season Record: 11-17
 1991 Big Ten Record Finish: 8-10/Tie-5th
 Starters Returning/Lost: 2/3
 Letterwinners Returning/Lost: 11/4
 Head Coach: Nancy M. Darsch
 School Record: 127-52 (6 years)
 Career Record: 127-52 (6 years)
 Assistants: Yvette Harris, Melissa McFerrin
 Basketball Office: 614-292-9270
 Sports Information: Liz Cook
 Office Phone: (614) 292-6861
 Home Phone: (614) 237-8907
 Press Row: (614) 292-1813
 FAX Phone: (614) 292-8547



Head Coach Nancy Darsch

Junior Averill Roberts was the 1989-90 Big Ten Freshman of the Year and led the Buckeyes in scoring as a sophomore averaging 15 points per game.

Wisconsin vs. Ohio State series record: 2-19

| Date | Place | Wis | Opp | Margin |
|----------------|--------------------|-----|-------|--------|
| Feb. 10, 1978 | West Lafayette, IN | 48 | 73 | -25 |
| March 10, 1978 | East Lansing, MI | 52 | 85 | -33 |
| March 3, 1980 | Terre Haute, IN | 68 | 80 | -12 |
| Feb. 4, 1983 | Madison, WI | 66 | 84 | -18 |
| Feb. 13, 1983 | Columbus, OH | 61 | 75 | -14 |
| Feb. 3, 1984 | Columbus, OH | 66 | 85 | -19 |
| Feb. 12, 1984 | Madison, WI | 79 | 70 | + 9 |
| Jan. 11, 1985 | Madison, WI | 53 | 66 | -13 |
| Feb. 10, 1985 | Columbus, OH | 48 | 62 | -14 |
| Jan. 10, 1986 | Columbus, OH | 48 | 81 | -33 |
| Feb. 9, 1986 | Madison, WI | 50 | 85 | -35 |
| Jan. 18, 1987 | Madison, WI | 49 | 89 | -40 |
| Feb. 13, 1987 | Columbus, OH | 62 | 97 | -35 |
| Jan. 24, 1988 | Columbus, OH | 54 | 84 | -30 |
| Feb. 19, 1988 | Madison, WI | 70 | 87 | -17 |
| Jan. 8, 1989 | Columbus, OH | 53 | 84 | -31 |
| March 8, 1989 | Madison, WI | 61 | 77 | -16 |
| Jan. 7, 1990 | Madison, WI | 64 | 72 | - 8 |
| March 8, 1990 | Columbus, OH | 57 | 78 | -21 |
| Feb. 3, 1991 | Columbus, OH | 76 | 81 OT | - 5 |
| March 1, 1991 | Madison, WI | 92 | 77 | +15 |

Top Ohio State Returnees:

| Player | Pos. | Ht. | Yr. | Pts. | Reb. |
|------------------|------|-----|-----|------|------|
| Averill Roberts* | G | 5-9 | Jr | 14.9 | 4.2 |
| Nikki Keyton* | F | 6-0 | Jr. | 10.1 | 5.8 |
| Stacie Howard | C | 6-2 | So. | 5.0 | 3.3 |
| Monica Taylor | F | 6-1 | Jr. | 6.8 | 3.9 |

Top Ohio State Newcomers:

| | | | | |
|----------------|---|-----|-----|---------------------|
| Alysiah Bond | G | 5-5 | Fr. | Reynoldsburg, OH |
| Erin Ingwersen | F | 6-0 | Fr. | Hoffman Estates, IL |



PENN STATE UNIVERSITY

Sunday, February 2, 1992
at University Park, PA
—1:00 p.m. (EST)

Location: University Park, PA
 Enrollment: 37,623
 Division: NCAA-I
 Home Arena: Rec Hall (6,846)
 Nickname: Lady Lions
 Colors: Blue and white
 1990-91 Season Record: 29-2
 1991 Big Ten Record/Finish: 0-0 (1st in the Atlantic 10, 17-1)
 1990-91 Season Highlights (Post-Season Results) Ranked number one in the final AP and *USA Today* polls before losing 71-73 to James Madison in the second round of the NCAA tournament

Starters Returning/Lost: 4/3

Letterwinners Returning/Lost: 10/3

Head Coach: Rene Portland

School Record: 251-90 (11 years)

Career Record: 338-119 (15 years)

Assistants: Dan Durkin, Ann Troyan

Basketball Office: (814) 863-2672

Sports Information: Mary Jo Haverbeck

Office Phone: (814) 865-1757

Home Phone: (814) 237-2951

Press Row: (814) 863-3516

FAX Phone: (814) 863-3165

Wisconsin vs. Penn State series record: First Meeting

Top Penn State Returnees:

| Player | Pos. | Ht. | Yr. | Pts. | Reb. |
|-----------------|------|-----|-----|------|------|
| Susan Robinson* | F | 6-1 | Sr. | 18.1 | 8.4 |
| Kathy Phillips* | C | 6-3 | Sr. | 12.4 | 5.8 |
| Dana Eikenberg* | G | 5-8 | Sr. | 8.1 | 3.3 |
| Lynn Dougherty* | F | 5-9 | Sr. | 6.0 | 3.8 |

Top Penn State Newcomers:

| | | | | |
|---------------|---|-----|-----|------------------|
| Katina Mack | G | 5-8 | Fr. | Monticello, N.Y. |
| Shelby Thayer | F | 6-1 | Fr. | Marcellus, N.Y. |
| Missy Masley | F | 6-2 | Fr. | Farmington, N.Y. |



Head Coach Rene Portland

Forward Susan Robinson is one of four starting seniors returning from the nation's top-ranked team.



PURDUE UNIVERSITY

Sunday, January 26, 1992
at West Lafayette, IN
—2:00 p.m. (EST)

Friday, February 21, 1992
at Madison, WI
—7:00 p.m. (CST)

Location: West Lafayette, IN
 Enrollment: 35,647
 Division: NCAA-I
 Home Arena: Mackey Arena (14,123)
 Nickname: Boilermakers
 Colors: Black and Old Gold
 1990-91 Season Record: 26-3
 1991 Big Ten Record/Finish: 17-1/1st
 1990-91 Season Highlights (Post-Season Results) Won its first-ever Big Ten basketball championship and ranked an all-time high of third by AP and *USA Today*; lost in the second round of the NCAA championships
 Starters Returning/Lost: 2/3
 Letterwinners Returning/Lost: 7/5
 Head Coach: Lin Dunn
 School Record: 94-26 (4 years)
 Career Record: 335-215 (20 years)
 Assistants: Tom Collen, Gail Goestenkers
 Basketball Office: (317) 494-5853
 Sports Information: Tom Schott
 Office Phone: (317) 494-3200
 Home Phone: (317) 463-5802
 Press Row: (317) 494-6364
 FAX Phone: (317) 494-5447



| | | | | | |
|---------------|---|-----|-----|-----|-----|
| Jane Calhoun | C | 6-3 | Sr. | 2.0 | 3.1 |
| Tricia Cullop | F | 6-2 | Jr. | 3.5 | 2.6 |
| Staci Carney | G | 5-6 | Jr. | 3.5 | 1.7 |

Top Purdue Newcomers:

| | | | | |
|-----------------|---|------|-----|------------------|
| Jennifer Jacoby | G | 5-7 | Fr. | Rossville, IN |
| Sonja Swopes | G | 5-9 | Fr. | Cleveland, OH |
| Cindy Lamping | G | 5-10 | Fr. | Oldenburg, IN |
| Shannon Lindsey | C | 6-4 | Fr. | Indianapolis, IN |



Head Coach Lin Dunn


Guard MaChelle Joseph is the top returning scorer with 20.3 points, and earned first team all-Conference and Kodak all-America honorable mention honors.

Wisconsin vs. Purdue series record: 8-16

| Date | Place | Wis | Opp | Margin |
|----------------|--------------------|-----|-------|--------|
| Dec. 3, 1976 | West Lafayette, IN | 40 | 53 | -13 |
| Feb. 11, 1977 | West Lafayette, IN | 60 | 62 | - 2 |
| Jan. 20, 1978 | Carbondale, IL | 65 | 79 | -14 |
| Jan. 20, 1979 | Madison, WI | 82 | 75 OT | + 7 |
| Feb. 15, 1980 | West Lafayette, IN | 66 | 57 | + 9 |
| Feb. 6, 1981 | Madison, WI | 61 | 57 | + 4 |
| Jan. 7, 1983 | West Lafayette, IN | 58 | 55 | + 3 |
| March 12, 1983 | Madison, WI | 92 | 82 | +10 |
| Jan. 6, 1984 | Madison, WI | 92 | 62 | +30 |
| March 10, 1984 | West Lafayette, IN | 75 | 65 | +10 |
| Jan. 20, 1985 | West Lafayette, IN | 61 | 67 | - 6 |
| Feb. 15, 1985 | Madison, WI | 65 | 73 | - 8 |
| Jan. 19, 1986 | Madison, WI | 57 | 72 | -15 |
| Feb. 14, 1986 | West Lafayette, IN | 57 | 79 | -22 |
| Jan. 11, 1987 | West Lafayette, IN | 62 | 70 | - 8 |
| Feb. 6, 1987 | Madison, WI | 49 | 85 | -36 |
| Jan. 17, 1988 | Madison, WI | 62 | 80 | -18 |
| Feb. 12, 1988 | West Lafayette, IN | 55 | 67 | -12 |
| Jan. 15, 1989 | West Lafayette, IN | 56 | 69 | -13 |
| Feb. 27, 1989 | Madison, WI | 81 | 67 | +14 |
| Jan. 28, 1990 | Madison, WI | 72 | 92 | -20 |
| Feb. 23, 1990 | West Lafayette, IN | 63 | 81 | -18 |
| Jan. 27, 1991 | Madison, WI | 87 | 97 | -10 |
| Feb. 22, 1991 | West Lafayette, IN | 53 | 93 | -40 |

Top Purdue Returnees:

| Player | Pos. | Ht. | Yr. | Pts. | Reb. |
|------------------|------|-----|-----|------|------|
| MaChelle Joseph* | G | 5-8 | Sr. | 20.3 | 3.5 |
| Donna Gill* | F/C | 5-8 | Sr. | 6.9 | 7.3 |



Non-Conference Opponents

IOWA STATE UNIVERSITY

**Sunday, November 24, 1991
at Ames, IA—1:00 p.m. CST**



Location: Ames, IA
Enrollment: 25,489
Division: NCAA I
Home Arena: James H. Hilton Coliseum (14,020)
Nickname: Cyclones
Colors: Cardinal and Gold
Conference: Big Eight
1990-91 Season Record: 11-15
1990-91 Conference Record/Finish: 6-7/5th
Starters Returning/Lost: 1/4
Letterwinners Returning/Lost: 9/4
Head Coach: Pam Wettig
School Record: 96-98 (7 years)
Career Record: 227-200 (16 years)
Assistant Coaches: Mary Ann Myers, Cassandra Howell,
Laura Thibodeau
Basketball Office: (515) 294-3436
Sports Information: Denise Seomin
Office Phone: (515) 294-3372
Home Phone: (515) 233-2109
Press Row: (515) 294-6178
FAX Phone: (515) 294-0558

Wisconsin vs. Iowa State series record: 1-3

| Date | Place | Wis | Opp | Margin |
|---------------|-------------|-----|-------|--------|
| Jan. 26, 1979 | Madison, WI | 62 | 76 | -14 |
| March 6, 1982 | Madison, WI | 78 | 77 OT | + 1 |
| Dec. 13, 1985 | Madison, WI | 58 | 73 | -15 |
| Nov. 28, 1990 | Madison, WI | 87 | 96 | - 9 |

Top Iowa State Returnees:

| Player | Pos. | Ht. | Yr. | Pts. | Reb. |
|-----------------|------|------|-----|------|------|
| Tynetta Rasheed | G | 5-10 | Sr. | 9.3 | 4.1 |
| Leslie Maple | G | 5-7 | Sr. | 5.6 | 2.4 |
| Casey Covington | F/C | 6-1 | So. | 6.0 | 4.6 |

CREIGHTON UNIVERSITY

**Tuesday, November 26, 1991
at Madison, WI—7:00 p.m. CST**



Location: Omaha, NE
Enrollment: 6,158
Division: NCAA I
Home Arena: Civic Auditorium (9,481)
Nickname: Lady Jays
Colors: Blue and White
Conference: Western Athletic
1990-91 Season Record: 22-7
1990-91 Conference Record/Finish: 11-1/1st
Starters Returning/Lost: 4/1
Letterwinners Returning/Lost: 8/1
Head Coach: Bruce Rasmussen
School Record: 168-143 (11 years)
Career Record: 168-143 (11 years)
Assistant Coach: Tony DiCecco
Sports Information: Vince Lodl
Office Phone: (402) 280-2488
Home Phone: (402) 346-8235
Press Row: (402) 444-4705
FAX Phone: (402) 280-2495

Wisconsin vs. Creighton series record: 1-0

| Date | Place | Wis | Opp | Margin |
|--------------|---------------|-----|-----|--------|
| Dec. 9, 1990 | Creighton, NE | 101 | 93 | + 8 |

Top Creighton Returnees:

| Player | Pos. | Ht. | Yr. | Pts. | Reb. |
|-----------------|------|------|-----|------|------|
| Kathy Halligan | F | 5-10 | Sr. | 20.3 | 7.9 |
| Shannon Struby | F | 6-1 | So. | 16.1 | 8.4 |
| Melissa Sanford | G | 5-10 | Sr. | 15.0 | 4.8 |
| Becky Strathman | G | 5-6 | Jr. | 6.1 | 2.8 |

UNIVERSITY OF UTAH TOURNAMENT Lady Ute Rainbow Classic

**Fri.-Sat., November 29-30, 1991
at Salt Lake City, UT—6 & 8 p.m. MST
Friday—Wisconsin vs. Auburn, 6:00 p.m.
Friday—Utah vs. San Francisco, 8:00 p.m.
Saturday—Consolation 6:00 p.m., Championship 8:00 p.m.**

AUBURN UNIVERSITY



Location: Auburn, AL
Enrollment: 27,201
Division: NCAA I
Home Arena: Joel Eaves-Memorial Coliseum (12,231)
Nickname: Lady Tigers
Colors: Burnt Orange and Navy Blue
Conference: Southeastern
1990-91 Season Record: 26-6
1990-91 Conference Record/Finish: 7-2/2nd
Starters Returning/Lost: 2/3
Letterwinners Returning/Lost: 10/4
Head Coach: Joe Ciampi
School Record: 308-75 (12 years)
Career Record: 347-85 (14 years)
Assistant Coaches: Joanne Palombo
Basketball Office: (205) 844-9200
Sports Information: Karen Frasca
Office Phone: (205) 844-9701
Home Phone: (205) 821-9730
Press Row: (205) 844-1933
FAX Phone: (205) 844-9708

Wisconsin vs. Auburn series record: First Meeting

Top Auburn Returnees:

| Player | Pos. | Ht. | Yr. | Pts. | Reb. |
|------------------|------|------|-----|------|------|
| C.C. Hayden | C | 6-2 | Sr. | 15.4 | 7.9 |
| Lauretta Freeman | F | 6-1 | Jr. | 6.6 | 6.2 |
| Kim Mays | G | 5-10 | So. | 6.5 | 2.1 |
| Kendall Mago | F | 6-4 | Sr. | 5.8 | 6.2 |

UNIVERSITY OF UTAH



Location: Salt Lake City, UT
Enrollment: 23,543
Division: NCAA I
Home Arena: Huntsman Center (15,000)
Nickname: Utes
Colors: Crimson and White

Conference: Western Athletic
 1990-91 Season Record: 20-10
 1990-91 Conference Record/Finish: 9-3/2nd
 Starters Returning/Lost: 3
 Letterwinners Returning/Lost: 5/3
 Head Coach: Elaine Elliott
 School Record: 159-74 (8 years)
 Career Record: 159-74 (8 years)
 Assistant Coaches: Helen Higgs, Monica Pawlowski, Joe Legerski
 Basketball Office: (801) 581-8171
 Sports Information: Liz Abel
 Office Phone: (801) 581-3511
 Home Phone: (801) 596-1650
 Press Row: (801) 581-6656
 FAX Phone: (801) 581-4358

Wisconsin vs. Utah series record: First Meeting

Top Utah Returnees:

| Player | Pos. | Ht. | Yr. | Pts. | Reb. |
|---------------|------|-----|-----|------|------|
| Karen Alcorn | G | 5-7 | Sr. | 15.9 | 3.3 |
| Mikki Kane | F | 6-0 | Jr. | 13.1 | 6.2 |
| Tanya Zachary | C | 6-2 | Sr. | 13.1 | 10.1 |

UNIVERSITY OF SAN FRANCISCO

Location: San Francisco, CA
 Enrollment: 6500
 Division: NCAA I
 Home Arena: Memorial Gymnasium (5300)
 Nickname: Lady Dons
 Colors: Green and Gold
 Conference: West Coast
 1990-91 Season Record: 13-15
 1990-91 Conference Record/Finish: 5-9/6th
 Starters Returning/Lost: 5
 Letterwinners Returning/Lost: 9/2
 Co-head Coaches: Bill Nepfer, Mary Hile-Nepfer
 School Record: 49-54 (4 years)
 Career Record: 102-94 (7 years)
 Assistant Coach: Dorinda Lindstrom
 Basketball Office: (415) 666-2931
 Sports Information: Peter LaFleur
 Office Phone: (415) 666-6161
 Home Phone: (415) 666-5012
 Press Row: (415) 666-2919
 FAX Phone: (415) 666-2929



Wisconsin vs. San Francisco series record: First Meeting

Top San Francisco Returnees:

| Player | Pos. | Ht. | Yr. | Pts. | Reb. |
|-------------------|------|------|-----|------|------|
| Marlene Henderson | C | 6-2 | Sr. | 15.1 | 9.6 |
| Amy Louli | G | 5-7 | Jr. | 12.8 | 4.4 |
| Joy Boyenga | F/G | 5-10 | Sr. | 10.7 | 7.4 |
| Tami Adkins | G | 5-6 | Jr. | 6.0 | 3.8 |

SOUTHERN ILLINOIS UNIVERSITY

Saturday, December 7, 1991
at Madison, WI,—7:00 p.m. CST

Location: Carbondale, IL
 Enrollment: 24,000
 Division: NCAA I



Home Arena: SIU Arena (10,014)
 Nickname: Salukis
 Colors: Maroon and White
 Conference: Gateway
 1990-91 Season Record: 19-10
 1990-91 Conference Record/Finish: 13-5/2nd
 Starters Returning/Lost: 3/2
 Letterwinners Returning/Lost: 9/4
 Head Coach: Cindy Scott
 School Record: 270-134 (14 years)
 Career Record: 270-134 (14 years)
 Assistant Coaches: Julie Beck, Jenni Fitzgerald
 Sports Information: Mitch Parkinson
 Office Phone: (618) 453-5470
 Home Phone: (618) 457-7410
 FAX Phone: (618) 536-2152

Wisconsin vs. Southern Illinois series record: 1-0

| Date | Place | Wis | Opp | Margin |
|---------------|----------------|-----|-----|--------|
| Mar. 11, 1978 | Carbondale, IL | 65 | 64 | +1 |

Top Southern Illinois Returnees:

| Player | Pos. | Ht. | Yr. | Pts. | Reb. |
|----------------|------|------|-----|------|------|
| Kelly Firth | C | 6-1 | Jr. | 8.9 | 5.5 |
| Angie Rougeau | G | 5-10 | Jr. | 8.6 | 3.9 |
| Karrie Redeker | G | 5-9 | Sr. | 4.9 | 2.2 |

UW-MILWAUKEE



Location: Milwaukee, WI
 Enrollment: 25,000
 Division: NCAA I
 Home Arena: Klotsche Center (4,000)
 Nickname: Panthers
 Colors: Black and Gold
 Conference: Independent
 1990-91 Season Record: 11-16
 1990-91 Conference Record/Finish:—
 Starters Returning/Lost: 3/2
 Letterwinners Returning/Lost: 9/3
 Head Coach: M.A. Kelling
 School Record: 238-135 (13 years)
 Career Record: 257-154 (15 years)
 Assistant Coaches: Jenny Sell
 Sports Information: Paul Helgren
 Office Phone: (414) 229-4593
 Home Phone: (414) 332-4853
 Fax Phone: (414) 229-6759

Wisconsin vs. UW-Milwaukee series record: 6-0

| Date | Place | Wis | Opp | Margin |
|---------------|---------------|-----|-----|--------|
| Jan. 28, 1975 | Madison WI | 75 | 55 | +20 |
| Feb. 5, 1977 | Madison, WI | 87 | 55 | +32 |
| Feb. 16, 1978 | Milwaukee, WI | 78 | 35 | +43 |
| Dec. 13, 1978 | Madison, WI | 115 | 50 | +65 |
| Mar. 1, 1979 | Milwaukee, WI | 83 | 39 | +44 |
| Dec. 1, 1990 | Madison, WI | 99 | 76 | +23 |

Top UW-Milwaukee Returnees:

| Player | Pos. | Ht. | Yr. | Pts. | Reb. |
|----------------|------|-----|-----|------|------|
| Laurie Krajnik | G | 5-9 | Jr. | 9.0 | 3.8 |
| Niki Flack | C | 6-1 | Jr. | 9.0 | 5.2 |
| Teresa Teske | F/C | 6-0 | Sr. | 8.2 | 5.9 |

WESTERN ILLINOIS UNIVERSITY

Friday, December 13, 1991
at Madison, WI—6:00 p.m. CST

Location: Macomb, IL
 Enrollment: 13,000
 Division: NCAA I
 Home Arena: Western Hall (5139)
 Nickname: Westerwinds
 Colors: Purple and Gold
 Conference: Gateway
 1990-91 Season Record: 11-16
 1990-91 Conference Record/Finish: 6-12/8th
 Starters Returning/Lost: 3/2
 Letterwinners Returning/Lost: 7/3
 Head Coach: Kelly Hill
 School Record: 36-97 (5 years)
 Career Record: 73-114 (8 years)
 Assistant Coaches: Jackie Sapp, Lori Armendariz
 Basketball Office: (309) 298-1703
 Sports Information: Bonnie Barker
 Office Phone: (309) 298-1663
 Home Phone: (309) 833-4811
 FAX Phone: (309) 298-3366



Wisconsin vs. Western Illinois series record: 5-1

| Date | Place | Wis | Opp | Margin |
|---------------|-------------|-----|--------|--------|
| Nov. 17, 1979 | Madison, WI | 69 | 76 | - 7 |
| Nov. 22, 1980 | Macomb, IL | 84 | 76 | + 8 |
| Nov. 28, 1981 | Macomb, IL | 81 | 70 | +11 |
| Jan. 13, 1982 | Madison, WI | 81 | 43 +43 | Nov. |
| 24, 1985 | Madison, WI | 74 | 69 OT | + 5 |
| Dec. 4, 1988 | Madison, WI | 73 | 62 | +12 |

Top Western Illinois Returnees:

| Player | Pos. | Ht. | Yr. | Pts. | Reb. |
|----------------|------|-----|-----|------|------|
| Michelle Nason | G | 5-8 | So. | 13.7 | 2.5 |
| Gail Dlsak | C | 6-0 | Sr. | 12.4 | 4.5 |
| Amy Houtzel | G/F | 5-9 | Sr. | 10.0 | 3.6 |

ILLINOIS STATE UNIVERSITY

Monday, December 30, 1991
Normal, IL—7:30 p.m. CST

Location: Normal, IL
 Enrollment: 21,000
 Division: NCAA I
 Home Arena: Redbird Arena (10,125)
 Nickname: Redbirds
 Colors: Red and White
 Conference: Gateway
 Starters Returning/Lost: 2/3
 Letterwinners Returning/Lost: 6/4
 1990-91 Season Record: 18-10
 1990-91 Conference Record/Finish: 13-5/3rd (tie)
 Head Coach: Jill Hutchinson
 School Record: 360-200 (20 years)
 Career Record: 360-200 (20 years)
 Assistants: Lisa Robinson, Chris McClure



Basketball Office: (309) 438-2567
 Sports Information: Tom Lamonica
 Office Phone: (309) 438-3825
 Home Phone: (309) 454-1645
 Press Row: (309) 438-5950
 FAX Phone: (309) 438-5634

Wisconsin vs. Illinois State series record: 2-9

| Date | Place | Wis | Opp | Margin |
|---------------|-------------|-----|-------|--------|
| Dec. 5, 1975 | Normal, IL | 28 | 88 | -60 |
| Dec. 12, 1975 | Normal, IL | 59 | 101 | -42 |
| Mar. 9, 1978 | Normal, IL | 92 | 81 | +11 |
| Jan. 31, 1980 | Normal, IL | 57 | 71 | -14 |
| Feb. 27, 1981 | Madison, WI | 52 | 57 | - 5 |
| Nov. 18, 1981 | Normal, IL | 55 | 71 | -16 |
| Feb. 16, 1983 | Madison, WI | 77 | 75 OT | + 2 |
| Dec. 5, 1983 | Normal, IL | 69 | 70 | - 1 |
| Nov. 11, 1984 | Madison, WI | 46 | 57 | -11 |
| Dec. 22, 1985 | Normal, IL | 57 | 64 OT | - 7 |
| Dec. 20, 1990 | Madison, WI | 73 | 83 | -10 |

Top Illinois State Returnees:

| Player | Pos. | Ht. | Yr. | Pts. | Reb. |
|-------------|------|-----|-----|------|------|
| Tami Baalke | G | 5-8 | Jr. | | |
| Caryn Brune | C | 6-4 | Jr. | | |

NORTHEASTERN ILLINOIS

Location: Chicago, IL
 Enrollment: 10,000
 Division: NCAA I
 Home Arena: P.E. Complex (2,000)
 Nickname: Golden Eagles
 Colors: Royal Blue and Gold
 Conference: Independent
 1990-91 Season Record: 2-25
 1990-91 Conference Record/Finish: —
 Starters Returning/Lost: 3/2
 Letterwinners Returning/Lost: 6/3
 Head Coach: Mike Fogel
 School Record: 5-74 (3 years)
 Career Record: 5-74 (3 years)
 Assistant Coach: Annette Tracy
 Basketball Office: (312) 794-3048
 Sports Information: Tom Lake
 Office Phone: (312) 794-6241
 Home Phone: (708) 456-5751
 FAX Phone: (312) 794-6244



Wisconsin vs. Northeastern Illinois series record: 1-0

| Date | Place | Wis | Opp | Margin |
|---------------|-------------|-----|-----|--------|
| Jan. 19, 1982 | Madison, WI | 82 | 28 | +54 |

Top Northeastern Illinois Returnees:

| Player | Pos. | Ht. | Yr. | Pts. | Reb. |
|----------------|------|-----|-----|------|------|
| Pam Osterbrink | C/F | 6-1 | So. | 13.1 | 9.2 |
| Cyndie Donner | G | 5-7 | So. | 7.9 | 3.8 |
| Katie Stein | F/C | 6-1 | So. | 3.9 | 5.3 |

The Wisconsin Experience

"I have made it no secret that I intend to be the University's biggest cheerleader. I consider our athletic and recreational programs an integral part of campus life, because I consider sports an integral part of all our lives—particularly the lives of young people."

Donna E. Shalala
Chancellor
University of Wisconsin–Madison

A World-Class University

The University of Wisconsin–Madison, one of the world's leading institutions of higher education, is dedicated to the support of academic freedom.

Established in 1848, the first class of 17 students assembled February 5, 1849. Today, the UW–Madison ranks as the nation's fourth largest university with 43,695 students, 11 schools and colleges, 133 academic departments, 14,000 employees, over 5 million volumes in 28 libraries, and a \$1 billion budget. The University's national ranking of fifth in research and development expenditures supports its reputation as a world-class research institution.

Wisconsin has ranked among the top universities in the United States in every scholarly reputational study since 1910. In what may be the most extensive survey done on graduate level education—the five-volume *Assessment of Research-Doctorate Programs in the United States*—Wisconsin finished eighth in the nation, tied with Michigan and UCLA.

More than 4,100 courses and 12,600 sections are offered at UW–Madison. Majors are available in 151 bachelor's, 191 master's, and 123 doctor's and pro-

fessional degree programs.


Some of the UW's departments ranked among the top ten nationally in recent years include sociology, mathematics, chemical engineering, economics, political science, zoology, geography, statistics, history, plant pathology, molecular biology, biochemistry, Spanish, and German.

Much of the University's international academic reputation stems from the quality of its faculty. UW–Madison faculty or alumni have been awarded 11 Nobel Prizes, with Professor Howard Temin receiving the most recent prize in 1975 for his study of retroviruses.

The UW's Center for Health Sciences is one of the Midwest's leading centers for patient care, research and public service, and education of physicians and other health professionals. It includes the professional schools of medicine, nursing, and pharmacy; UW Hospital and Clinics; the State Laboratory of Hygiene; UW Health Service; and the Wisconsin Clinical Cancer Center—one of 21 designated cancer centers in the country.

The Elvehjem Museum of Art, the second largest art museum in the state, houses the University's collection of more than 10,000 paintings, prints, drawings, sculpture, and decorative arts dating from 2300 B.C., and maintains an active schedule of temporary exhibits.





A Scenic Campus


Located between Lakes Mendota and Monona, amid rolling hills and wooded areas, Madison is one of the nation's most beautiful campuses.

The city was designed so the University and state would be linked, signifying the interrelated nature of the academic and political life of Wisconsin.

Two major films, including the 1986 summer hit *Back To School* starring Rodney Dangerfield, have been shot on the picturesque UW campus.

Tree-lined Bascom Hill, which features a bronze statue of Abraham Lincoln, is one of the University's most famous landmarks. Others include North Hall (the first building on campus), Van Hise (the UW's tallest building at 19 stories), Library Mall, with its clock tower and fountain, and Picnic Point, a 129-acre peninsula complete with hiking and biking trails—one of the most romantic spots on campus.

A favorite area for UW students to congregate is the Memorial Union and its lakeside terrace. Here students can study or socialize against a backdrop of sailboats, canoes, sailboards, kayaks and swimmers, while enjoying the sunshine and cool breezes from Lake Mendota.




The Student Body

Over 43,000 students populate the 900-acre UW campus, including more than 9,500 graduate students in numerous fields.

Although a UW Board of Regents policy limits undergraduate enrollment from outside the state to 25 percent, the University still maintains one of the nation's most diverse student bodies.



Students hail from every county in the state and every state in the nation, as well as from approximately 125 foreign countries. UW-Madison ranks fourth in the nation for total foreign student enrollment.

A greater effort is also being made to recruit and retain minority students. In 1990, African-Americans, Hispanics, Native Americans and other minority



groups accounted for 6.86 percent of the student body, an increase from 5 percent ten years ago.

The University's diversity is also evident in the more than 500 student groups. Organizations ranging from political action groups and student newspapers to recreational clubs, fraternities and sororities allow students to extend their collegiate life beyond the classroom. Film societies show 400 titles a year, and the intramural recreation program services some 35,000 students and staff at five indoor recreational facilities every month.





The Chancellor

Dr. Donna E. Shalala is the first woman to ever lead the UW-Madison. She assumed her position as Chancellor and Professor of Political Science and Educational Policy Studies in January 1988.

One of Shalala's major goals has been rededicating the institution to the "Wisconsin Idea"—confirming a commitment to public service and social welfare, as well as an awareness that the borders of the University extend to the borders of the state and beyond.

Dedication to public service has been a trademark of Shalala's career. She spent two years in the Peace Corps, teaching English and working in community development. While a professor at Columbia University, Shalala served as a Director and Treasurer of the Municipal Assistance Corporation for the City of New York, the agency set up to help solve New York City's fiscal crisis.

Shalala earned her bachelor's degree from Western College for Women in Oxford, Ohio, in 1962, and her doctoral degree from Syracuse University in 1970. She has received 14 honorary degrees, and has been elected to the National Academy of Education and National Academy of Public Administration.



Athletics at the UW

The University of Wisconsin-Madison offers its students one of the most diversified and complete intercollegiate athletic programs in the country.

A member of the prestigious Big Ten Conference, Wisconsin offers its student-athletes the best in education, opportunities, coaching and on-field competition at the NCAA Division I level.

Competition in men's sports includes football, basketball, ice hockey, track and field, soccer, swimming and diving, tennis, crew (rowing), wrestling, cross country, and golf. Women's sports include basketball, track and field, cross country, volleyball, tennis, soccer, swimming and diving, crew, and golf.

Wisconsin athletics—a tradition of excellence, synonymous with success.






Athletic Director Pat Richter

Pat Richter, the guiding force behind University of Wisconsin Athletics, is no stranger to the sports or business worlds.

A former UW student-athlete, professional football player, successful businessman, and family man, Pat Richter was the perfect choice to become Wisconsin's new athletic leader in December of 1989.

He was an all-America end for Wisconsin's 1963 Rose Bowl football team, enjoyed a long and distinguished career as a standout with the National Football League's Washington Redskins, and was most recently a vice president of personnel for Oscar Mayer & Co. in Madison.

Richter has essential experience as a student, an athlete and an administrator. He is committed to excellence in the classroom as well as on the playing field. He is committed to Wisconsin, and to providing UW student-athletes with an experience they'll cherish the rest of their lives.




The Community

Madison is the home of the University of Wisconsin and the state capital, and is also considered one of the Midwest's most vibrant communities.

With a diverse population of 191,000, the Madison community offers an endearing quality of life for full-time residents and students. It offers the "big city" spheres of politics, arts and entertainment, as well as the attributes of a small town. It is a family-, action-oriented community that promotes participation in government, education, the arts, sports, and recreational activities.

The May 1989 issue of *Outside* magazine rated Madison as one of the top 15 "great sports towns" in the country, based on quantity and quality of outdoor activities, the surrounding environment, and the participation of its population in various sports and recreation.



Where Wisconsin Ranks

Since 1910, the University of Wisconsin has ranked on the top ten lists in every objective national faculty reputational survey. The quality of Wisconsin's undergraduate, graduate and research programs is recognized worldwide.

One recent survey rated 49 undergraduate programs at the UW-Madison among the top ten in the nation. The university has also ranked third for the last several years in research funding among the nation's universities.

In data taken from the 1983 *Assessment of Research-Doctorate Programs in the United States*, Wisconsin tied for eighth in reputation for scholarly quality and second on the basis of faculty publications.

Academic, financial, and other rankings are summarized below to offer a flavor of the quality at the University of Wisconsin-Madison.

Funding

■ **Federal Grants:** UW-Madison ranked 13th nationally in 1988, receiving 1.7% of the federal budget for university research.

■ **Research and Development Funds:** UW-Madison ranked fifth in the country for research and development expenditures in 1989, with almost \$286 million, according to the National Science Foundation.

■ **Tuition:** Over the last ten years, tuition for resident undergraduates at the UW-Madison has been consistently lower than the average for public Big Ten schools. The UW-Madison has the second-lowest resident undergraduate tuition, behind the University of Iowa, and the third-lowest nonresident undergraduate tuition of the public Big Ten institutions.

■ **Voluntary Support:** UW-Madison ranked eighth in the nation, and first among public institutions in 1988-89 by receiving \$102 million in private support.

■ **Wisconsin Money Appropriated for Higher Education:** Wisconsin ranked 21st in 1988-89 in the amount of state tax support appropriated for higher education per state resident.



Research and Programs

■ **Research Activity Index:** In 1986, the UW-Madison ranked second in a new multidimensional study that evaluated research activity at U.S. universities.

■ **Doctoral Degrees:** Between the school's founding and 1990, the University of Wisconsin-Madison awarded 27,584 Ph.D.s. Few institutions in the world can match this record.

Departmental Academic Rankings

■ **Business:** The School of Business ranks fifth in the nation in research productivity. The faculty's scholarly output ranks first among business schools at public institutions.

■ **Education:** The School of Education is the nation's best according to a survey by the University of Illinois released in 1990. The UW's educational administration and educational policy studies rank second.

■ **Forestry:** In 1986, the UW's forestry department was named top research department in the country by the USDA.

■ **Journalism and Mass Communication:** The faculty at the School of Journalism and Mass Communication was rated first in the nation in research productivity in 1988 by *Journalism Quarterly*.

■ **Plant Pathology:** In 1986, the UW's Plant Pathology department tied for a first place ranking with the University of California-Davis.

■ **Libraries:** The UW-Madison has the 13th largest university library system in the United States, with 5 million books in 28 locations across campus.

■ **Graduates:** According to a 1987 *Wall Street Journal* survey, UW-Madison produced the third highest percentage of CEOs at Fortune 500 industrial companies and at 350 Fortune 500 service companies.



Prominent Living UW-Madison Alumni

Arts

□ **Mason Adams**, 1940, '41, Emmy Award-winning TV actor ("Lou Grant"); □ **Don Ameche**, 1931, longtime star of movies and stage ("Cocoon"); □ **Jerry Bock**, 1948, co-composer ("Fiddler on the Roof,"); □ **Lynne V. Cheney**, 1970, chairperson, National Endowment for the Humanities, Washington, DC; □ **Joan Cusack**, 1985, actress, Academy-Award nominee ("Working Girl"); □ **Lee Hoiby**, 1947, composer; □ **Thomas L. Miller**, 1969, TV writer-producer of "Happy Days," "Laverne and Shirley," "Bosom Buddies," "Perfect Strangers," and others; □ **Joyce Carol Oates**, 1961, novelist; □ **Robert Shaw**, 1939, scriptwriter from early radio soaps through TV's "Dallas"; □ **Ben Sidran**, 1967, jazz pianist; □ **Peter Straub**, 1965, author, best-selling adventure novels ("Koko"); □ **Daniel J. Travanti**, 1963, Emmy Award-winning actor ("Hill Street Blues"); □ **Eudora Welty**, 1929, Pulitzer Prize-winning novelist; □ **David** (1970) and □ **Jerry Zucker** (1972), movie producers ("Airplane," "Naked Gun," "Ruthless People," etc.).

Business

□ **Robert L. Cattoi**, 1950, senior VP, Rockwell International, Dallas, TX; □ **Paul J. Collins**, 1958, VP, Citibank for Europe, London; □ **Susan A. Davis**, 1968, CEO, The Susan Davis (PR) Companies, Washington, DC; □ **Norman Dean**, 1966, president, Hills Bros. Coffee, San Francisco, CA; □ **Robert Froehlke**, 1949, CEO, IDS Mutual Fund Group, Minneapolis, MN; □ **R. Thomas Howell**, 1967, general counsel, Quaker Oats, Chicago, IL; □ **James R. McManus** 1955, president, Marketing Corp., Westport, CT. □ **Lee R. Raymond**, 1960, chairman, Exxon, New York, NY. □ **William B. Winter**, 1950, CEO, Becor Western, Milwaukee, WI.

CEOs of Business Week Magazine's 1989 "Top 1000" Companies:

□ **Howard J. Curler**, 1948 (Bemis); □ **Peter H. Forster**, 1964 (Dayton P&L); □ **Frederick J. Mancheski**, 1948 (Echlin); □ **John H. Hendee**, MBA 1956 (Firststar); □ **David W. Grainger**, 1950 (W.W. Grainger); □ **Harvey A. Weinberg**, 1959 (Hartmarx); □ **Jerome A. Chazen**, 1948 (Liz Claiborne); □ **John A. Puelicher**, 1943 (Marshall & Ilsley); □ **Burnell R. Roberts**, 1950 (Mead); □ **John W.**



Rowe, 1967, 1970 (New England Electric); □ **Joe L. Gremban**, 1948 (Sierra Pacific Resources); □ **Carl Thomas Cori**, 1959 (Sigma-Aldrich); □ **David R. Whitwam**, 1967 (Whirlpool); □ **Linus Stoll**, 1947 (Wisconsin Public Service); □ **James R. Underkoffler**, 1950 (WPL Holdings).

Journalism

□ **Dore Ashton**, 1949, art critic and author; □ **Jane Brody**, 1963, health/food writer, *New York Times*; □ **Jeff Greenfield**, 1964, news analyst, ABC "Nightline"; □ **Bruce (Rudy) Martzke**, 1964, sports columnist, *USA Today*; □ **Edwin Newman**, 1940, retired dean of NBC News; □ **Maureen Santini**, 1972, Washington reporter for *New York Daily News*; □ **Richard Schickel**, 1955, *Time/Life* movie critic, book author; □ **Leonard Shapiro**, 1968, sports editor, *Washington Post*; □ **Patricia K. Wells**, 1972, food editor, *International Herald Tribune*; □ **Jonathan Wolman**, 1972, chief of Associated Press Washington News Bureau.

Justice

□ **Barbara B. Crabb**, 1960, Wisconsin District Judge; □ **Judith Dobkin**, 1965, prosecuting attorney with Chicago Justice Department Strike Force; □ **Nathan S. Heffernan**, 1942, Chief Justice, Wisconsin Supreme Court; □ **Richard B. Lowe**, 1964, justice, New York Supreme Court; □ **Randolph N. Stone**, 1975, Cook County Public Defender.

Politics

□ **U.S. Senator M. Bob Carr**, 1965,

1968 (Michigan); □ **Lawrence Eagleburger**, 1952, 1957, Deputy Secretary of State, longtime diplomat; □ **Susan Shannon Engeleiter**, 1974, chair of Small Business Administration; □ **U.S. Senator Marcy Kaptur**, 1968 (Ohio); □ **Bob Kastenmeier**, 1952 former U.S. Congressman (Wisconsin); □ **U.S. Senator Herb Kohl**, 1956 (Wisconsin); □ **U.S. Congressman David Obey**, 1960 (Wisconsin); □ **Gaylord Nelson**, 1942, former Wisconsin governor, U.S. Senator, founder of Earth Day. Introduced first federal bills to cut auto pollution and to ban DDT and Agent Orange. □ **John Reinhardt**, 1947, 1950, first black U.S. Ambassador to Nigeria, director of USIA under President Carter, recently retired director of international activities for the Smithsonian Institution. □ **U.S. Congressman F. James Sensenbrenner**, 1968 (Wisconsin).

Research

□ **Ethel K. Allen**, 1928, 1930, emerita horticulture faculty, co-author with late husband of the "encyclopedia" of the role of legumes in nitrogen fixation; □ **Hector DeLuca**, 1953, 1955, University of Wisconsin faculty, pioneer in synthesizing Vitamin D; □ **Raymond Damadian**, 1956, inventor of the Magnetic Resonance Imager for diagnosis; □ **John Allen Paulos**, 1967, 1974, mathematician, author of 1989 best seller, *Innumeracy*; □ **George Schaller**, 1957, 1962, animal behaviorist; □ **Frederick J. Stare**, 1931, 1933, founder of Harvard University's Department of Nutrition.


Awards Granted to UW-Madison Personalities

Nobel Prizes (11)

□ **John Bardeen**, 1928, 1929. Physics, 1972: research on superconductivity theory. Physics, 1956: discovery of the transistor effect. □ **Joseph Erlanger**, former faculty. Physiology/Medicine, 1944: study of the differentiated functions of individual nerve threads. □ **Herbert Gasser**, 1910, deceased. Physiology/Medicine, 1944: study of the differentiated functions of individual nerve threads. □ **Har Gobind Khorana**, former faculty. Physiology/Medicine, 1968: gene synthesis. □ **Joshua Lederberg**, former faculty. Physiology/Medicine, 1958: the genetics of bacteria. □ **Stanford Moore**, 1938, deceased. Chemistry, 1972: research on the structure of ribonuclease, a complex protein. □ **Theodore Schultz**, 1928, 1930. Economics, 1979: the economics of developing countries. □ **Edward Tatum**, 1932, 1934. Physiology/Medicine, 1958. The metabolism of bacteria, yeasts, and molds. □ **Howard Temin**, faculty. Physiology/Medicine, 1975: retroviruses and cancer research. □ **John Van Vleck**, 1920, deceased. Physics, 1977: contributions to the development of electronic solid state circuitry and to theories of magnetism and conductivity. □ **E. P. Wigner**, former faculty. Physics, 1963: contributions to theories of the atomic nucleus and elementary particles through the discovery and application of fundamental symmetry principles.

Pulitzer Prizes (16)

□ **Walter Bogdanich**, B.A. 1974. 1988: Investigative Reporting, *Wall Street Journal*. □ **Marquis Childs**, B.A. 1923, deceased. 1970: Commentary, *St. Louis Post-Dispatch*. □ **Merle Curti**, faculty. 1944: History, *The Growth of American Thought*. □ **John T. Darnton**, B.A. 1967. 1982: International Reporting, *New York Times*. □ **Haynes Johnson**, M.S. 1956. 1966: National Reporting, *Washington Evening Star*. □ **Howard Mumford Jones**, B.A. 1914, deceased. 1965: General Non-fiction, *O Strange New World*. □ **Louis Lochner**, B.A. 1909, deceased. 1939: Correspondence, *Associated Press*. □ **Thomas McCraw**, M.A. 1968, Ph.D. 1970. 1985: Business History, *Profits of Regulation*. □ **William C. Mullen**, B.A. 1967. 1975: International Reporting, *Chicago Tribune*. □ **Russell Blaine Nye**, M.A. 1935, Ph.D. 1940. 1945: Biography, *George Bancroft*:



Howard Temin


Brahmin Rebel. □ **Miriam Ottenberg**, B.A. 1935, deceased. 1960: Investigative Reporting, *Washington Evening Star*. □ **Marjorie Kinnan Rawlings**, B.A. 1918, deceased. 1939: Fiction, *The Yearling*. □ **Neil Ulevich**, B.A. 1968. 1977: Spot News Photography, *Associated Press*. □ **Eudora Welty**, B.A. 1929. 1973: Fiction, *The Optimist's Daughter*. □ **Austin Werhwein**, B.A. 1937. 1953: International Reporting, *Milwaukee Journal*. □ **T. Harry Williams**, M.Ph. 1932, Ph.D. 1937. 1970: Biography, *Huey Long*.

UW-Madison Sets the Pace;

□ with the oldest Scandinavian studies (1875), psychology (1888), agricultural economics (1909) and genetics (1910) departments in the United States □ in discovering Vitamins A and B □ with the oldest radio station in the nation—WHA—which began broadcasting in 1917 □ by establishing the country's first graduate program in public utilities, within the School of Business (1929) □ with the development of Moh's Micrographic Surgery Technique, a process named for UW Medical School emeritus professor of surgery Dr. Frederick Mohs to remove external cancers, such as mouth, lip and skin cancer □ as the Memorial Union became the first public university union to serve beer in 1933 □ in finding in 1937 that niacin supplementation prevents pellagra, a deadly disease that killed 5,000 people a year □ with the nation's first department of wildlife management in 1939 □ in the synthesizing of genes. Biochemistry professor Har Gobind Khorana synthesizes the first gene, for which he later receives the Nobel Prize in 1968 □ in finding which wavelength of ultraviolet light produces skin cancer □ in discovering the anti-cancer drug, fluorouracil □ as Elizabeth and James Miller, UW Medical School professor of oncology and professor emeritus of oncology, were the first to identify characteristics among chemicals that cause cancer

□ with the Orbiting Astronomical Observatory, the world's first true observatory in space □ in revolutionizing brain surgery, as Dr. Manucher Javid, UW Medical School professor of surgery, became the first neurosurgeon to use a solution from the age-old compound area during brain surgery on a human □ in developing tests for phenylketonuria (PKU), a congenital disease of children □ as UW-Madison researchers describe the atomic structure of a common cold virus □ in developing new techniques to measure bone tissue loss, known as osteoporosis □ with the Biotron, a research building that can control environmental conditions for experimental purposes □ with bone marrow transplants. Using techniques developed at UW-Madison, the first bone marrow transplant in the U.S. is done at UW Hospital. Today, more than 10,000 transplants are performed yearly, giving new hope to patients with leukemia and immune deficiency diseases □ in finding evidence linking cancer in laboratory animals with saccharine and cyclamates □ in finding that the anti-estrogen drug tamoxifen can prevent breast cancer from recurring in certain women who have had cancer previously □ as UW Hospital and Clinics develop the nation's first Mobile Critical Care Unit, which duplicates facilities of a hospital intensive care unit and laboratories □ with the first and only medical physics department in the nation to exist within a

medical school □ with the establishment of the Center for Dairy Research, the nation's first such center to be established at a university □ in organ preservation breakthroughs. In 1987, Dr. Folkert Belzer used a cold storage preservation solution to preserve dog livers up to 36 hours and dog pancreases up to 72 hours. Clinical use of this new solution decreases the need for emergency transplantation, increases the number of livers and pancreases available to people who need transplants, and improves organ sharing among transplant centers.



UW Traditions

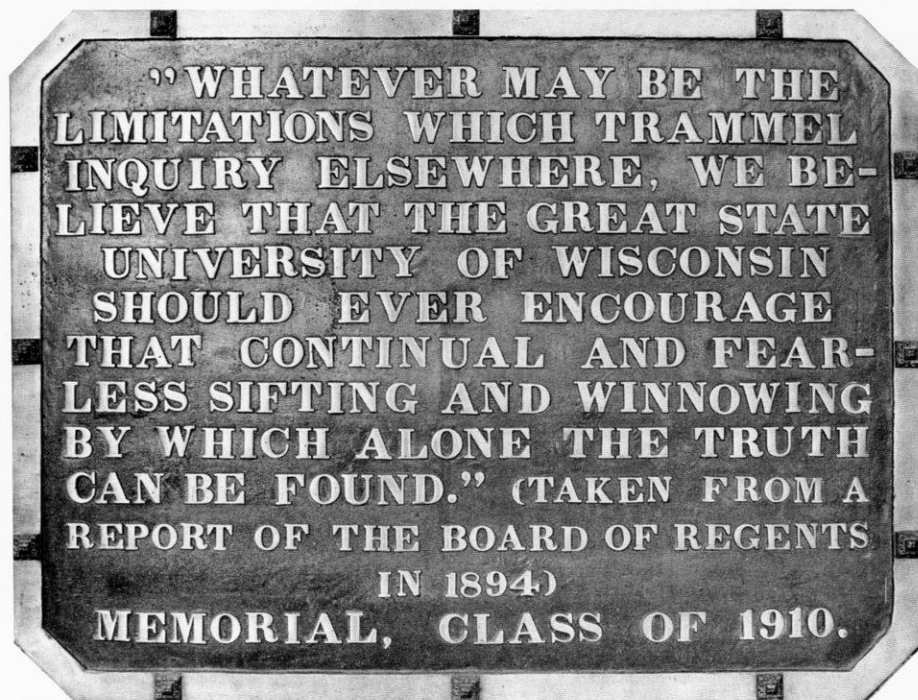


Bucky Badger

Although badgers in various forms had been the UW-Madison mascot for decades, the version that is currently known as "Bucky" was first drawn in 1940 by professional illustrator Art Evans. In 1949, a pep rally contest was held to determine the best name for Madison's mascot. The name Buckingham U. Badger arose at the drawing and credit was given to a randomly selected sorority. The name is said by some to have originated in a line from "On Wisconsin" that exhorts the UW football team to "buck right through that line."

Band Caps

When one of the Badger teams wins a game, the members of the band turn their hats around and wear them backwards. According to UW Band Director Michael Leckrone, the practice started in the 1920s to symbolize the band looking back at their victory in the days when they marched out with the departing crowd.



Graduating Law Students

At Homecoming, graduating law students march down the football field and throw their white canes over the crossbar of the goal post. If they catch the cane when it comes down on the other side, they are supposed to win their first case. If the cane is dropped, the case will be lost. The custom originated at Harvard and came to the UW–Madison in 1910.

Halloween

In 1979, the Wisconsin Student Association began sponsoring what for years had been a spontaneous event—the annual Halloween State Street costume party. The party grew in size and fame each year as costumed revelers filled the eight blocks between the Capitol and the Mall. In 1988, WSA sponsored its first non-alcoholic indoor party at the fieldhouse.



Abraham Lincoln Statue

Unveiled in 1909 as a gift of the sculptor Adolph Weinman, the statue is the only replica of one he had previously erected in Hodgenville, Kentucky—Lincoln's birthplace. However, the inscription attributes the gift to Madisonian Thomas Brittingham, who had paid for the casting of the statue and its pedestal.

Lincoln is considered a patron of the



university because he signed the Morrill Act in 1862 that provided federal aid to land-grant colleges such as UW–Madison. Tradition holds that Lincoln stands up when a virtuous coed passes by.


"On, Wisconsin"

The tune was composed in 1909 by William Purdy of Chicago, with words written by UW alumnus Carl Beck, who rewrote them in 1951. The song was an instant hit at the UW–Madison campus and soon spread throughout the world, being very popular with military bands. Some 2,500 schools and colleges have adopted the music and changed the words to suit their needs. The copyright to "On Wisconsin" is currently owned by Michael Jackson, who purchased the music a few years ago from former Beatle Paul McCartney.

"Varsity"

The traditional arm-waving at the end of the song "Varsity" was the 1934 brainchild of then-UW band leader Ray Dvorak. He came up with the idea after witnessing University of Pennsylvania students wave their caps after losing a game. Dvorak later instructed UW students to wave as a salute to UW President Glenn Frank.

Historic Buildings at the UW



Camp Randall

During the Civil War, Camp Randall was used as both a training ground, the state's largest Army staging point, and a

hospital and stockade for confederate prisoners. Today it is owned by the university and is the home of intercollegiate athletic and recreational facilities, a small park, and the Memorial Arch, completed in 1912.

Bascom Hall

Bascom Hall was constructed in stages to become the large building it is today. Bascom was originally called University Hall and later Main Hall. In 1920 it was renamed for John Bascom, president from 1874 to 1887. The architecture is of the classic Italian High Renaissance (Federal classic), Wren-modified. The building's original ornate dome was destroyed by fire in 1916. Bascom Hall houses the UW-Madison's main administrative offices including the Chancellor's office, Dean of Students office and Graduate School. It is listed on the National Register of Historic Places as part of the Bascom Hill Historic District.




Memorial Library

Dedicated to those who died in our nation's wars, Memorial Library is the main research library. Along with the catalog for the holdings for campus libraries, Memorial houses the Mills Music Library, the official archives of the university, and an extensive rare books collection.



Memorial Union

Memorial Union has been called the "living room of the campus." With additions added steadily over the last half century, the Union now includes several dining rooms, theaters, study halls and game rooms, as well as the lakeside terrace. In 1933, Memorial Union became the first public university union in the country to sell beer.



North and South Halls

North Hall was the first building erected by the University (1851), serving as a dormitory for male students. Later it was converted into a classroom and office space. In 1966, North Hall became a National Historic Landmark. It now houses the political science department.

South Hall has had a wide variety of uses, including housing the old Department of Agriculture and the Hygienic Laboratory. Now it houses the dean and administrative staff of the College of Letters and Science.

Red Gym

Built in the Norman style in 1894, with Romanesque arches and heavy turrets, the Red Gym was originally intended as an armory and a gymnasium for men's physical education. A fire during the Vietnam protest era closed the gym for a few months in 1970. The building was included in the Bascom Hill Historic District in 1974. The report of a campus committee studying renovation in 1989 called the gym "a gateway building to the campus because of its central location and its historic architecture—a friendly and welcoming place for visitors, prospective students and their parents, and primarily undergraduates from all our academic schools and colleges."

Van Hise Hall


Built in 1967, at 19 stories, Van Hise is the tallest building on campus. The 17th floor houses the administration of the University of Wisconsin System. Van Hise Hall is to the UW System what Bascom Hall is to UW-Madison. Several foreign language departments make their homes here, and classrooms are located in the lower five floors.

Academics and Scholarship Information


The University of Wisconsin-Madison is recognized throughout the world as one of this nation's great universities. You will find here, on a single campus, a complete spectrum of liberal arts studies and professional programs, a combination that has ranked consistently high in study after study of both individual departments and the University as a whole. In countless surveys and analyses from 1900 to present, the University of Wisconsin-Madison has ranked among the top 10 educational institutions in the country: for academic quality, for excellence of faculty and for overall undergraduate environment.

This prominence is not restricted to a few academic areas. One recent survey rated 49 different undergraduate programs at the University among the top 10 in the nation. Among the departments ranked highly in this and other surveys were such disparate areas as bacteriology, chemical engineering, dairy science, education, German, history, molecular biology, physical education, plant pathology, political science, Spanish, sociology, and zoology. Because of its excellence across the board, the University attracts students not only from Wisconsin, but from every part of the country, and has one of the largest populations of foreign students in the United States.

Such broad academic strength is an educational gold mine for the motivated and academically prepared student. The University of Wisconsin-Madison offers unique opportunities for students who want a broad education as well as specialty. If this is the kind of education you feel you're ready for, we hope you will visit the campus and take a closer look at the experience that awaits you at the University of Wisconsin-Madison.



Basketball player Michele Kozelka uses one of the computers in the Microcomputer Center available to all athletes and located in Camp Randall Stadium.



Ed Pollard (center) is one of four counselors assisting the nearly 900 student-athletes in the UW program.

UW-Madison's Schools and Colleges

College of Agricultural and Life Sciences
School of Business
School of Education
College of Engineering
School of Family Resources and Consumer Sciences
College of Letters and Science
School of Nursing
School of Pharmacy
School of Veterinary Medicine
Graduate School
Law School
Medical School

Undergraduate Tuition and Fee Information 1990-91

(both semesters)

| | |
|------------------------------------|--------|
| Wisconsin Resident Tuition and Fee | \$2108 |
| Minnesota Resident Tuition and Fee | \$2406 |
| Non-Resident Tuition and Fee | \$6832 |
| Undergraduate Room and Board | \$3445 |

Where to Write

Office of Undergraduate Admissions

University of Wisconsin-Madison
140 Peterson Office Building
750 University Avenue
Madison, WI 53706
Phone: (608) 262-3961

University Housing

University of Wisconsin-Madison
Slichter Hall
625 Babcock Drive
Madison, WI 53706
Phone: (608) 262-2787

Office of Student Financial Services

University of Wisconsin-Madison
432 North Murray Street, Room 231
Madison, WI 53706
Phone: (608) 262-3060

Scholarships

UW-Madison is proud to offer to its prospective student-athletes one of the most comprehensive athletic scholarship programs in the nation. As a Division I member of the National Collegiate Athletic Association (NCAA), scholarships are awarded to athletes on a one-year basis, renewable yearly if scholastic and athletic commitment are maintained.

Full and partial scholarships are available in all varsity sports with the exception of rowing, which does not grant scholarships. Full scholarships include the cost of room and board in addition to tuition and fees. The selection of scholarship recipients is based on athletic ability and projected academic success at the University of Wisconsin-Madison.

Prospective student athletes who are interested in applying for grants-in-aid should contact the coach of their respective sports in care of Division of Intercollegiate Athletics, 1440 Monroe St., Madison, WI, 53711.

We also encourage athletes to contact the Office of Student Financial Services, 432 North Murray Street, Room 231, Madison, WI, 53706 for additional information concerning grants-in-aid.

Student Affairs / Grant-In-Aid

Academic excellence is emphasized at Wisconsin. Much of the credit for the impressive academic record behind many Badger athletes is the counseling system available to the student-athletes.


Four full-time staff members, Associate Athletic Director Jan Wheaton and counselors Alan Zussman, Ed Pollard and Mary Weaver, conduct the Wisconsin Student Affairs program offered to the nearly 800 UW athletes. The advising staff has a comprehensive understanding of academics at Wisconsin, and a permanent line of communication with all University departments.



"Our primary objective is to ensure the academic success of *ALL* our student athletes."

Jan Wheaton
Associate Athletic Director,
Student Affairs

For those athletes who request assistance, Jan, Alan, Ed, and Mary offer counseling sessions on a one-to-one basis at a time appropriate for the athlete. Wisconsin athletes are encouraged to be degree-oriented while allowing for the flexibility to explore different areas. The counseling staff takes a personal approach to each athlete in determining his or her individual needs, whether needs be personal or academic.



Academic counselor Mary Weaver assists two swimmers with their choice of classes. Athletes are required to be degree-oriented while allowing for the flexibility to explore different areas.



Wisconsin's Student Affairs staff includes (Front Row L-R) Pat Jacobson, Director Jan Wheaton, Barb Winterstein. (Back Row) Ed Pollard, Alan Zussman, Lou Lund, Mary Weaver.

Wisconsin Sports Facilities

Athletes at the University of Wisconsin benefit from some of the finest sports facilities found anywhere in the country. From practice and competitive areas to athletic and weight training, Wisconsin offers modern and well-equipped facilities for its women athletes.

The basketball and volleyball teams practice and compete in the Wisconsin Fieldhouse, which seats 12,204. The Fieldhouse features four remodeled locker rooms and a modern athletic training area. Other recent additions include a new lighting system and new sound system.

The Wisconsin tennis teams have a competitive advantage in their ability to play year-round at one of the best college facilities in the United States. In 1984, the Nielsen Tennis Stadium was ranked by the USTA as the number one indoor tennis facility. It seats 1,500 spectators and is valued at over \$8 million. It features 18 tennis courts (12 indoor and six outdoor), five squash courts, and one squash doubles court. The stadium, located close to the lakeshore dormitories, is named for Arthur C. Nielsen, founder of the Nielsen television rating system. Nielsen captained the Wisconsin men's tennis team from 1916 to 1918 while a student in electrical engineering.


Wisconsin's track teams benefit from practicing and competing during the indoor season in the Camp Randall Memorial Sports Center. Located next to Camp Randall Football Stadium, the "Shell" contains a 220-yard Mondo rubber track, throwing and jumping areas in the infield, and a seating capacity of 2,500.

During the outdoor season, Wisconsin track and cross country athletes will be able to use the 400-meter, Mondo rubber outdoor track, located on the west side of campus, once construction is completed in 1993. The Dan McClimon Memorial Track, dedicated in honor of the former Wisconsin head men's track and cross country coach, was the site of the 1986 Men's and Women's Big Ten Outdoor Track Championships. Planning and fund-raising are underway for the next phase of construction: the addition of permanent spectator seating with press box and locker room facilities.

The swimming and diving teams have the luxury of two pools for practice and competition—the Natatorium adjacent to Unit II, and the new Unit III facility, or SERF. The "Nat" contains an eight-lane, 25-yard racing pool equipped with an automatic Colorado Timing System and digital readout score board. The 50' x 40' separate diving well is fitted with three one-meter and two three-meter



Opened in 1988, the McClain Athletic Facility offers indoor practice facilities for football, soccer and track and field. A 90-yard artificial turf practice area is contained in the 76,380 square foot main floor.



Basketball player Jen Waterman works out in the 7,000-square-foot weight training area available to the men's and women's teams in the McClain Athletic Facility. The facility also houses meeting rooms including a 140-seat auditorium, showers, locker rooms, and a modern athletic training facility complete with a hydrotherapy pool.

Dura (Maxi) Flex boards. The recently completed SERF facility features an indoor long course pool with movable bulkheads that more than double the program's training space.

Outdoor facilities at Wisconsin include soccer fields near the University Hospital. The crew boat house, situated on Lake Mendota, provides the Badger crews with a modern facility, including an indoor rowing tank for year-round practice. Construction was recently com-

pleted on an additional shell storage area, and other construction plans include a second indoor rowing tank and additional locker room space.

Our teams also have access to several other facilities on campus. The McClain Athletic Facility offers an indoor practice facility for football, soccer and track, as well as lockers for both the men's and women's track teams. The Natatorium and SERF feature numerous multipurpose gyms, weight rooms, run-

ning tracks, and other athletic facilities for practice and competition.

Other facilities that are an integral part of the athletic program are the co-educational weight training and sports medicine rooms in Camp Randall Stadium. The modern weight training area features Nautilus equipment, free weights, and stereo music in a spacious, carpeted room. Two full-time weight training instructors monitor and advise all Wisconsin student-athletes.

The care, prevention, and treatment of injuries to Wisconsin athletes is supervised by a six-person staff of N.A.T.A.-certified athletic trainers. They are supported by a staff of 25 student trainers and two certified graduate assistants as they care for the nearly 900 men and women athletes at Wisconsin.

The staff may use training rooms in the Stadium, Coliseum, Natatorium, and UW Fieldhouse. All training areas are equipped with the finest therapeutic modalities and rehabilitative apparatus. Other medical specialists assigned to intercollegiate athletics also assist in the diagnosis and treatment of the athletes.

RIGHT: The "Shell," located next to Camp Randall Stadium, includes a 220-yard Mondo rubber track as well as throwing and jumping areas used by the men's and women's track and field teams. The teams have locker rooms in the adjacent McClain Athletic Facility.

BELOW: A rehabilitation pool is part of the extensive athletic training facilities found in the McClain Athletic Facility.



The SERF or Southeast Recreational Facility features numerous multi-purpose gyms, a suspended running track, and an Olympic-size pool.



University Ridge, the University of Wisconsin-Madison golf course, opened in 1991. Located on a 585-acre tract, the undulating course includes deep woods, hills, a natural pond and prairie.

Media Information

Media Row: Wisconsin working facilities for press/radio/television are located on the west side of the Wisconsin Fieldhouse, just below the first balcony. Electrical outlets are available at every seat. Telephones must be installed in advance of the season.

Working Media Tickets: Requests for media tickets must be placed 24 hours in advance of the match with the Varsity Sports Information Office, 608-263-5502. Media should enter through the pass gate located at Gate A.

Photographers: Photographers may work from any side of the floor, except in front of team and scoring benches, or ends of the court.

Media Services: Event programs and notes are available from the sports information staff on media row before the event. A complete box score will be available at the completion of the event.

Player Interviews: At the completion of the event, a member of the sports information staff will take interview requests from media representatives. Interviews will take place in the basketball locker room, located at the north end of the Fieldhouse. Players are also available for interviews outside of competition. Requests should be made through the Women's Sports Information Office (608-263-5502).

Coach Interviews: The opposing coach and the Wisconsin coach will meet with media representatives after each event. The basketball locker room, located at the north end of the Fieldhouse, will serve as the media room. The opposing coach will usually appear first. The Wisconsin coach is also available for interviews outside of competition. Request should be made through the Women's Sports Information Office (608-263-5502).

Wisconsin Media Outlets

Television

| | |
|--------------------------|--|
| Channel 3, WISC-TV (CBS) | 608-276-7400, 7025 Raymond Road, Madison, WI 53711 |
| Channel 15, WMTV (NBC) | 608-274-7817, 615 Forward Drive, Madison, WI 53719 |
| Channel 27, WKOW (ABC) | 608-274-6118, Box 100, Madison, WI 53701 |

Radio

| | |
|------------|--|
| WIBA Radio | 608-274-5450, Box 99, Madison, WI 53701 |
| WTSO Radio | 608-274-1070, 5721 Tokay Blvd., Madison, WI 53719 |
| WTDY Radio | 608-271-1486, Box 2058, Madison, WI 53701 |
| WOLX Radio | 608-273-0077, 4610 University Ave., Madison, WI 53705 |
| WHIT Radio | 608-281-1550, 5024 Lacy Road, Madison, WI 53711 |
| WMAD Radio | 608-281-6292, 3392 Brooks Drive, Sun Prairie, WI 53590 |

Newspapers

| | |
|-------------------------|--|
| Wisconsin State Journal | 608-252-6165, 608-252-6170, Box 8058, Madison, WI 53708 |
| Capital Times | 608-252-6474, Box 8060, Madison, WI 53708 |
| Milwaukee Journal | 800-456-5943, 414-224-2309, ext. 2047 (Telefax), 333 W. State St., Milwaukee, WI 53201 |
| Milwaukee Sentinel | 800-456-5943, 414-224-2175, ext. 2049 (Telefax), 918 N. 4th St., Milwaukee, WI 53201 |
| Isthmus | 608-251-5627, 14 W. Mifflin St., Madison, WI 53703 |
| Daily Cardinal | 608-262-5857, Vilas Hall, University Ave., Madison, WI 53706 |
| Badger Herald | 608-257-4712, 550 State St., Madison, WI 53703 |
| Minneapolis Tribune | 612-372-4447, 425 Portland Ave., Minneapolis, MN 55488 |
| Chicago Tribune | 312-222-3472, 435 N. Michigan Ave., Chicago, IL 60611 |

Wire Services

| | |
|-----------------|---|
| UPI (Milwaukee) | 800-242-9147, 744 N. 4th St., Suite #480, Milwaukee, WI 53203 |
| AP (Madison) | 608-258-9235, 1901 Fish Hatchery Road, Madison, WI 53713 |



Living in Madison



1991-92 Schedule

| | | | |
|-----------------------------|--------------------------------------|---|------------------|
| SUNDAY Sunday | NOVEMBER 10 November 24 | BELGIUM NATIONAL TEAM at Iowa State | 1:30 p.m. |
| TUESDAY Fri.-Sat. | NOVEMBER 26 November 29-30 | CREIGHTON UNIVERSITY at Utah Tournament, Salt Lake City, UT | 1:00 p.m. |
| FRIDAY Friday | | Auburn vs. Wisconsin | 7:00 p.m. |
| | | Utah vs. San Francisco | 6:00 p.m. |
| Saturday | November 30 | Consolation and Championship | 8:00 p.m. |
| SATURDAY | DECEMBER 7 | SOUTHERN ILLINOIS | 6 and 8 p.m. |
| TUESDAY | DECEMBER 10 | UW-MILWAUKEE | 7:00 p.m. |
| FRIDAY | DECEMBER 13 | WESTERN ILLINOIS | 7:00 p.m. |
| Monday | December 30 | at Illinois State | 6:00 p.m. |
| SATURDAY | JANUARY 4 | NORTHEASTERN ILLINOIS | 7:30 p.m. |
| Friday | January 10 | at Indiana | 3:00 p.m. |
| Sunday | January 12 | at Ohio State | 7:30 p.m. |
| FRIDAY | JANUARY 17 | MICHIGAN STATE | 2:00 p.m. |
| SUNDAY | JANUARY 19 | MICHIGAN | 7:00 p.m. |
| Friday | January 24 | at Illinois | 1:30 p.m. |
| Sunday | January 26 | at Purdue | 7:00 p.m. |
| FRIDAY | JANUARY 31 | NORTHWESTERN | 2:00 p.m. |
| Sunday | February 2 | at Penn State | 7:00 p.m. |
| FRIDAY | FEBRUARY 7 | IOWA | 1:00 p.m. |
| SUNDAY | FEBRUARY 9 | MINNESOTA | 7:00 p.m. |
| Friday | February 14 | at Michigan | 1:30 p.m. |
| Sunday | February 16 | at Michigan State | 7:30 p.m. |
| FRIDAY | FEBRUARY 21 | PURDUE | 2:00 p.m. |
| SUNDAY | FEBRUARY 23 | ILLINOIS | 7:00 p.m. |
| Friday | February 28 | at Northwestern | 1:30 p.m. |
| Friday | March 6 | at Minnesota | 7:30 p.m. |
| Sunday | March 8 | at Iowa | 7:00 p.m. |
| WEDNESDAY | MARCH 11 | OHIO STATE | 1:30 p.m. |
| SATURDAY | MARCH 14 | INDIANA | 7:00 p.m. |
| | | | 3:00 p.m. |

Home games, indicated in capitals, are played at the University of Wisconsin Fieldhouse. All times listed are local in the location of the host school.

Ticket Prices: Season Ticket - Badger Bundle \$40

Single Game (adult) \$4, (student) \$1

No admission charge for UW students with student identification.

Tickets Available: At the UW Ticket Office, 1440 Monroe Street, Madison, WI, 53711, 608-262-1440, or at the Fieldhouse door on game days.

UNIVERSITY OF
WISCONSIN
MADISON