

Wisconsin women's basketball 1999-2000.

Flarup, Tamara J.

[Madison, Wisconsin]: UW Publications, 2023-01-17

<https://digital.library.wisc.edu/1711.dl/GGIE66N6OXXB28N>

<http://rightsstatements.org/vocab/InC/1.0/>

The libraries provide public access to a wide range of material, including online exhibits, digitized collections, archival finding aids, our catalog, online articles, and a growing range of materials in many media.

When possible, we provide rights information in catalog records, finding aids, and other metadata that accompanies collections or items. However, it is always the user's obligation to evaluate copyright and rights issues in light of their own use.



The Total Experience


1
PERSON



2
STUDENT



3
ATHLETE



WISCONSIN WOMEN'S BASKETBALL

1 9 9 9 • 2 0 0 0

Wisconsin's 1999 All-Big Ten Honorees



◀ Jessie Stomski

6-3 Sophomore Forward
Oakdale, MN

1999 Big Ten Freshman of the Year
Second team all-Big Ten (media)
Honorable Mention all-Big Ten (coaches)



LaTonya Sims ▶

6-3 Junior Forward
Racine, WI


First team all-Big Ten (media)
Second team all-Big Ten (coaches)
1998 Big Ten Freshman
of the Year



BADGERBALL OVERVIEW



Table of Contents	1
Quick Facts	1
Radio/TV Roster	2
1998-99 Season Preview	3
Q & A with Coach A	4
1997-98 Season Review	8



1999-2000 Wisconsin Women's Basketball



Contents

Radio/TV Roster	2	1998-99 Statistical Review	59
Badger Quick Facts/Road Headquarters	3	Final Statistics—Cumulative and Big Ten	59
Media Information	4	Individual Superlatives	60
Regular Media Outlets	6	Stats-at-a-Glance	61
1998-99 Season Review	7	Individual Game-by-Game Review	61
1999-2000 Season Preview	8	Team Game-by-Game Review	62
Q & A with Coach A	9	Team and Opponent Highs and Lows	63
Promoting the Badgers-Posters	13	1998-99 Box Scores	64
Coaching Staff	14	UW All-Time Highlights	72
Jane Albright, Head Basketball Coach	14	NCAA Tournament History	74
The Jane Albright Television Show	15	Wisconsin in the National Polls	75
Assistant Coaches Dawn Bryant Crim, Kate Peterson	18	Individual Honor Roll	76
Kelly Kenny, Melissa Bruner, Dir. of Basketball Operations	19	Letterwinners/All-Time Uniform Numbers	79
BadgerBall Support Staff	20	The Big Ten Conference	81
Player Profiles	21	1999 Big Ten Conference Standings	82
Newcomers	40	1999 All-Conference Team	82
Badger Roster	44	1999 Conference Statistical Leaders	83
Badger Records	45	2000 Big Ten Composite Schedule	84
Year-by-Year Leaders	45	Big Ten Opponents	85
Career Records	46	Non-Conference Opponents	95
Freshmen Records	48	All-Time UW Tournament Results	99
Individual Single Game Records	50	Records Versus Opponents	100
Individual Single Season Records	52	Season-by-Season Results	101
Team Single Game Records	54	All-time Program and Coaching Records	106
Team Season Records	55	The Kohl Center	107
Field House Records	56	Badgers Travel the World and the USA	110
Kohl Center Records	57	The Wisconsin Experience	113
Attendance Records	58	1999-2000 Schedule	Back Cover



Wisconsin On-Line

The Internet's World Wide Web

Wisconsin Intercollegiate Athletics

<http://www.wisc.edu/ath/>

General UW Campus Information

<http://www.wiscinfo.wisc.edu/>

City of Madison, Wisconsin

<http://www.ci.madison.wi.us>

The Big Ten Conference

<http://www.bigten.org>

UW E-Mail Addresses:

UW Women's Sports Information

tjf@athletics.wisc.edu

Fax on Demand: The University of Wisconsin and the Big Ten Conference utilize the Info Connection Fax-On-Demand System. For more information, please call the Wisconsin Women's Sports Information Office at 608-263-5502.



On the Cover

Badger seniors (1) Missy Konieczny, (2) Dee Dee Pate and (3) Kelley Paulus demonstrate Coach A's philosophy of person-1st, student-2nd, and athlete-3rd.

(Photo L) The Badgers were awarded the runnerup champions trophy at the 1999 Women's National Invitation Tournament after losing, 64-67, at Arkansas in the championship final.

Brochure Credits

Written by Tamara J. Flarup with assistance by Darren Bowden, Dan Utech, UW Women's Sports Information

Designed by Barry Carlsen, UW Publications; editorial assistance by Linda Kietzer

Contributing

Photographers: Jay Salvo, Del Brown, Greg Anderson, Jeff Miller, Greg Sutter (WIS Milk Marketing Board), Tam Flarup, Jane Albright, Larson Photography; cover photo by Tom Ewart

Radio/Television Roster



1

Candas Smith
Guard ■ 5-6 ■ Fr.
Madison, WI
West



3

Rachel Klongland
Guard ■ 6-0 ■ Jr.
Sun Prairie, WI
Sun Prairie



11

Judy Ebeling
Guard ■ 5-9 ■
So.
Bloomington, MN
Thomas Jefferson



13

Erin Schmidt
Guard ■ 5-9 ■ So.
Lodi, WI
Lodi




14

Kelley Paulus
Guard ■ 6-0 ■ Sr.
LaCrosse, WI
Central



22

Leah Hefte
Guard ■ 5-11 ■ Fr.
McFarland, WI
McFarland



24

Dee Dee Pate
Guard ■ 5-5 ■ Sr.
Milwaukee, WI
Washington



25

LaTonya Sims
Forward ■ 6-3 ■ Jr.
Racine, WI
Washington Park



30

Tamara Moore
Guard ■ 5-11 ■ So.
Minneapolis, MN
North Community



32

Kyle Black
Guard ■ 5-11 ■ So.
Indianapolis, IN
North Central



41

Jessie Stomski
Forward ■ 6-3 ■ So
Oakdale, MN
Tartan



43

Kristi Seeger
Forward ■ 6-0 ■ Fr.
Stoughton, WI
Stoughton



45

Krista Bird
Center ■ 6-3 ■ Jr.
Owatonna, MN
Owatonna



52

Sarah Jirovec
Center ■ 6-4 ■ So.
Stevens Point, WI
SPASH



54

Missy Konieczny
Center ■ 6-2 ■ Sr.
Portage, WI
Portage ■ ka NICH nee



55

Nina Smith
Center ■ 6-4 ■ Fr
Waterloo, IA
West



Coach

Jane Albright
Head Coach
Sixth Year at
Wisconsin 96-52



**Badger
Ball!**

Badger Quick Facts & Road Headquarters



Quick Facts

School: University of Wisconsin-Madison

Location: Madison, WI

Population: 200,814

Enrollment: 40,196

Nickname: Badgers

Mascot: Bucky Badger

Colors: Cardinal and White

School Song: "On Wisconsin!"

Athletic Conference Affiliations:

Big Ten—Intercollegiate Conference of

Faculty Representatives

NCAA—National Collegiate Athletic

Association, Division I

Chancellor: David W. Ward

Athletic Board Chairman:

Professor James T. Hoyt

Athletic Director: Pat Richter

Associate Director—Women's

Basketball: Cheryl A. Marra

Women's Sports Information

Director: Tamara J. Flarup

Office: (608) 263-5502

Home: (608) 238-3650

E-Mail: tjf@athletics.wisc.edu

Fax: (608) 265-8051

UW Media Row (KC): (608) 265-4333

UW Media Row (FH): (608) 263-2249

Head Basketball Coach:

Jane Albright (608) 263-5506

jga@athletics.wisc.edu

Coaching Records:

Career Record: 284-162 (.637) 15 years

UW Record: 96-52 (.648) 5 years

Big Ten Record: 49-31 (.612) 5 years

Assistant Coaches:

Dawn Bryant Crim (608) 263-4225

dbc@athletics.wisc.edu

Kate Peterson (608) 262-8247

klp@athletics.wisc.edu

Kelly Kenny (608) 265-9892

kmk@athletics.wisc.edu

Director of Basketball Operations:

Melissa Bruner (608) 265-8643

mab@athletics.wisc.edu

Basketball Fax: (608) 265-4355

Mailing Address:

601 West Dayton

Madison, WI, 53715-1206

Athletic Ticket Office: (608) 262-1440

1998-99 Record: 18-14

1999 Big Ten Record/Finish:

9-7/T4th—runnerup champion in WNIT tournament; lost in first round of Big Ten conf. tourney

Starters Returning/Lost: 5/0

Letterwinners Returning/Lost: 11/4

All-Time Program Record:

330-348 (.486) 25 years

All-Time Big Ten Record:

124-172 (.419) 17 years

All-Time Home Records:


187-116 (.617) 25 years

Kohl Center Record:

19-4 (since Jan. of 1998)

Coach Albright's Home Record:

56-10 (since 1994-95)



Road Headquarters

Nov. 18-21: at Nebraska Tournament

The Cornhusker

333 South 13th Street

Lincoln, NE 68508

Phone: (402) 474-7474

FAX: (402) 474-1847

Nov. 26-28: at Rutgers

Hyatt Regency

Two Albany St.

New Brunswick, NJ 08901

Phone: (732) 873-1234

FAX: (732) 873-1382

Nov. 30-Dec. 1: at UW-Green Bay

Regency Suites Hotel

333 Main Street

Green Bay, WI 54301

Phone: (920) 432-4555

FAX: (920) 432-0700

Dec. 8: at Marquette University

game day transportation; no overnight

Jan. 6-7: at Loyola

The Westin-Michigan Avenue

909 North Michigan Ave

Chicago, IL 60611-1531

Phone: (312) 943-7200

FAX: (312) 943-9347

Jan. 7-9: at Michigan State University

Kellogg Hotel & Conference Center

Michigan State University

East Lansing, MI 48824

Phone: (517) 432-4000

FAX: (517) 353-1872

Jan. 11-12: at Northwestern University

Doubletree Guest Suites

9599 Skokie Blvd.

Skokie, IL 60077

Phone: (847) 679-7000

FAX: (847) 679-9841

Jan. 14-16: at Ohio State University

Doubletree Guest Suites

50 South Front Street

Columbus, OH 43215

Phone: (614) 228-4600

FAX: (614) 228-0297

Jan. 26-27: at University of Iowa

Radisson Hotel Iowa City

Highlander Plaza

2525 North Dodge Street

Iowa City, IA 52245

Phone: (319) 354-2000

FAX: (319) 354-7506

Jan. 29-30: at Penn State University

Toftrees Resort

One Country Club Lane

State College, PA 16803

Phone: (814) 234-8000

FAX: (814) 238-4404

Feb. 9-10: at University of Minnesota

Marriott City Center

30 South 7th Street

Minneapolis, MN 55402

Phone: (612) 349-4000

FAX: (612) 332-7165

Feb. 16-17: at University of Michigan

Ypsilanti Marriott at Eagle Crest

1275 South Huron

Ypsilanti, MI 48197

Phone: (734) 487-2000

FAX: (734) 481-0700

Feb. 23-24: at University of Illinois

Jumer's Castle Lodge

209 South Broadway

Urbana, IL 61801

Phone: (217) 384-8800

FAX: (217) 384-9001

March 2-5: BIG TEN TOURNAMENT

tba



Media Information

Media Credentials

UW Women's Basketball credential requests should be made in writing and in advance through Tam Flarup at the Women's Sports Information Office, (608) 263-5502. Game-day credentials for the Kohl Center will be left at the main ticket office *will call* window located at Gate B.

Parking

Parking for media during Wisconsin basketball is reserved on a limited basis near the Kohl Center. Special arrangements must be made in advance. Please contact the Women's Sports Information Office for parking credentials at least one week in advance of the event.

Media Services

Working facilities for all media are located courtside at the Kohl Center. Electrical outlets are available at every seat. Telephone lines must be installed in advance of the game by calling Mike Huffman at the Kohl Center, 608-265-4702. Event programs, media guides, event notes and computerized statistics will be available in the interview/work room adjacent to the main floor at the Kohl Center. The credentialed media entrance is on the Frances Street (East) side of the Kohl Center adjacent to the media parking area. The media entrance is open two hours before tipoff.

Photographers

Photographers may work from either end of the Kohl Center court in the section designated for photographers. Photographers may not work from in front of team and scoring benches, or in front of media row. Contact Mike Huffman at the Kohl Center, 608-265-4702, to arrange for the rental of strobe lights.

Post-event Interviews

All post-event interviews will be conducted in the media interview room located adjacent to the Kohl Center main court. The large interview area contains recording couplers for hookup to the house sound system for TV and reporters. The visiting coach and players will be interviewed approximately 10 minutes following the completion of the event. The Wisconsin coaches and players will follow immediately. All requests for interviews should be



The University of Wisconsin benefits from its ties as a major institution in a top athletic conference, and from being the capital city. All three television network carriers are located in Madison as well as two daily newspapers, and two UW student papers. In addition, the Milwaukee daily paper and numerous area radio stations regularly cover Wisconsin sports.

directed to the sports information personnel prior to the completion of the event.

Practice and Interviews

The UW women's basketball practice is open to media and the public. Interviews are generally conducted after practice on Tuesdays or Wednesdays. Media must contact Tam Flarup at 608-263-5502 at least one day in advance to arrange player or coach interviews.

Jane Albright appears every Monday at the UW news conference at 1 p.m. in the Kohl Center. This season weekly Big Ten teleconferences with all 11 coaches will be held every Tues., 9-11 a.m. CST, beginning Jan. 4 through the Big Ten Tournament.

UW Information Retrieval

ONLINE: <http://www.wisc.edu/ath/>
The Wisconsin women's basketball news releases, statistics, box scores and post game story and quotes will be posted same day on the official UW athletics web pages. Athlete and coaching bios, photographs, daily news updates, and the national attendance survey conducted by Wisconsin will also be available.

FAX-ON-DEMAND


Call the Info Connection System at 800-300-2050 (you will need your own pin code). From your fax machine, enter the passcode and select the information you wish retrieve, then push the start button of your fax machine.

3230	Entire Wball Release
3231	Cumulative Statistics/Results
3232	Roster/Schedule
3233	Latest Game Report
3234	National Attendance Survey

Important Media Dates

Oct. 16	Practice Begins
Oct. 31	Big Ten Media Day in Chicago
Nov. 3	Wisconsin Media Day
Nov. 9	First Exhibition Game
Nov. 19	Season Opener (at Nebraska)
Dec. 5	Home Opener (Tennessee)
Dec. 30	Big Ten Games begins (Purdue)
Jan. 4	Wkly Big Ten Teleconferences begin
Feb. 29	Big Ten Tourney Teleconference
Mar. 2-5	Big Ten Tournament, Indy
	Quarters & Semifinals FOX, Finals ESPN2
March 12	NCAA Bracket Released
March 17-20	NCAA First/Second Rnds.
March 25 & 27	NCAA Regionals
March 31 & April 2	NCAA Championships

Badger Radio Broadcasts



For the fourth-straight year, nearly all of the home and away UW women's basketball games will be broadcast by WIBA Radio 1310 AM or WTOS 1070 AM and Learfield Communications.

Many games are available via the internet by contacting www.broadcast.com.

The radio voice of BadgerBall belongs to Brian Posick, sports director at WIBA and WTOS and morning sports anchor for WIBA and ESPN Radio 1070.

A communications graduate of UW-Stevens Point in 1989, Posick became the play-by-play announcer for the national champion Pointer hockey team. He arrived in Madison in 1991, and lobbied the station to catch up with the public's enthusiasm for BadgerBall. He begins his fourth full season as the play-by-play announcer for both home and away games.

Television Broadcasts

A record 12 UW games will be available regionally and nationally on television this season. BadgerBall will appear on Fox Sports Chicago three times and Midwest Sports Channel (MSC) eight times. In addition, a number of games can be viewed locally and statewide via Wisconsin Public Television (WPT) and local Madison cable station TVW.



Wisconsin Public Television is entering its eighth year of broadcasting Badger Women's Basketball on its statewide network. The WPT announce team features veteran announcer Ken Syke, and former Badger Camille (Williams) Burkes. Syke has been calling play-by-play on television for more than two decades at the high school and collegiate level. He is also the play-by-play announcer for Badger Volleyball on WPT.

Camille Burkes has a unique insight on BadgerBall drawn from her four years as a player (1991-95). She ranks among the top 15 in six UW women's basketball career categories.

The Badgers had their national network debut in 1998 in a thriller on CBS beating Georgia in overtime. Wisconsin has also



The large interview room at the Kohl Center features state-of-the-art sound capabilities and ample interview and work space. The Badgers have regional coverage for all games including newspaper, radio and television and the worldwide web.

appeared on ESPN and ESPN2 several times.

THE BADGER TV SCHEDULE INCLUDES:

Dec. 5	TENN. (MSC/WPT), 1:30 p.m.
Dec. 30	PURDUE (WPT/TVW), 7 p.m.
Jan. 4	ILLINOIS (FOX/MSC), 7 p.m.
Jan. 16	at Ohio State (FOX/MSC), 4 p.m.
Jan. 20	MICHIGAN (WPT/TVW), 7 p.m.
Jan. 23	OHIO STATE (MSC), 1:30 p.m.
Feb. 3	MINN. (MSC/WPT/TVW) 7 p.m.
Feb. 6	PENN STATE (FOX/MSC), 4 p.m.
Feb. 8	RICE (WPT/TVW), 7 p.m.
Feb. 10	at Minnesota (MSC), 7 p.m.
Feb. 13	MICHIGAN ST. (MSC), 1:30 p.m.
Feb. 20	INDIANA (MSC), 1:30 p.m.
all times central standard time	

Sports Information Staff

Directing the communications for the 12 women's sports in the Division of Intercollegiate Athletics is the responsibility of the University of Wisconsin Women's Sports Information Office.



Women's Sports Information Director, Tam Flarup, is your host for UW Women's Basketball.

This office utilizes a variety of communications systems including the world wide web to provide student-athletes the opportunity to be recognized for their athletic endeavors.

Director of women's sports information **Tamara J. Flarup** and staff maintain close contact with local, regional and national media as well as the athlete's hometown media in providing information.

The office prepares news releases, designs sports brochures and media guides, creates promotional materials promoting post-season honors for athletes, and provides post-event results for print and electronic media, and the department's web pages. The staff also arranges interviews during the week, and provides media training to the athletes.

Besides the director, members of the women's staff include associate director **Diane K. Nordstrom**, assistant **Paul Capobianco**, intern **Jon Laven** as well as several student assistants.

Wisconsin Women's Sports Information Staff

Tamara J. Flarup, Director

Office: (608) 263-5502

Home: (608) 238-3650

tjf@athletics.wisc.edu

Diane K. Nordstrom, Assoc. Director

Office: (608) 262-9024

Paul Capobianco, Assistant

Office: (608) 263-1983

Jon Laven, Intern

Office: (608) 265-3545

FAX: (608) 265-8051

Kohl Center Media Row:

(608) 265-4333

SID Mailing Address

1440 Monroe Street, Madison, WI 53711

WEB Address: www.wisc.edu/ath/

Wisconsin Regular Media Outlets



Television

Television	Phone	Fax	Address
Channel 3, WISC-TV (CBS)	608-276-7400	608-271-0800	7025 Raymond Rd., Madison, WI 53711
Channel 15, WMTV (NBC)	608-274-1520/7817	608-271-5194	615 Forward Dr., Madison, WI 53719
Channel 27, WKOW (ABC)	608-274-6118	608-274-9569	P.O. Box 100, Madison, WI 53701
Channel 47, WMSN (FOX)	608-833-0047	608-833-5055	7847 Big Sky Dr. Madison, WI 53719
Channel 21, WHA (PUBLIC TV)	608-263-4222	608-263-9763	7051 Vilas Hall Madison, WI 53706

Radio

Madison Radio Group WIBA AM & FM WTSO AM, WZEE FM WMLI, WMAD Results Radio	608-271-5766	608-276-9442	2651 S. Fish Hatchery Rd Madison, WI 53711
WTDY, WMGN, WJJO WWQM/WHIT (The Team)	608-271-1301 607-271-6611	608-271-3822 608-271-0400	2740 Ski Lane Madison, WI 53713
WOLX/WMMM/WYZM	608-321-0941	608-273-0025	7601 Ganser Way Madison, WI 53719
WTMJ (Milwaukee)	414-223-5221	414-223-5298	720 E. Capitol Dr., Milwaukee, WI 53212
Wisconsin Radio Network	608-251-3900	608-251-7233	302 E. Washington Ave. Madison, WI 53703

Newspapers

Wisconsin State Journal	608-252-6165 800-686-1339	608-252-6119	P.O. Box 8058, Madison, WI 53708
Capital Times	608-252-6474	608-252-6445	P.O. Box 8060, Madison, WI 53708
Milwaukee Journal/Sentinel	414-224-2310 800-456-5943 ext. 2310	414-224-2049	333 W. State St., Milwaukee, WI 53201
Isthmus	608-251-5627	608-251-2165	101 King St., Madison, WI 53703
Badger Herald	608-257-4712	608-257-6899	550 State St., Madison, WI 53703
Daily Cardinal	608-262-5857	608-252-0404	821 University Ave. Madison, WI 53706
Chicago Tribune	312-222-3472	312-222-3143	435 N. Michigan Ave., Chicago, IL 60611
Chicago Sun Times	312-321-2664	312-321-9404	401 N. Wabash Ave., Chicago, IL 60611
USA Today	703-276-3714	703-558-3901	1000 Wilson Blvd., Arlington, VA 22209

Wire Services

AP (Madison)	608-258-9235	608-255-8105	1901 Fish Hatchery Rd. Madison, WI 53713
AP (Milwaukee)	414-225-3580 800-242-9022	414-225-3599	922 N. 4th St., Milwaukee, WI 53203
AP (Chicago)	312-781-0511	312-781-9213	230 N. Michigan Ave., Chicago, IL 60601
UPI (Chicago)	312-781-1600	312-781-1603	203 N. Wabash, Chicago, IL 60611
Wheeler News Service	608-257-3247	608-257-4650	217 SW State Capitol, Madison, WI 53702

UW Media Row

Kohl Center: 608-265-4333

Field House: 608-263-2249

1998-99 BadgerBall Review



Wisconsin concluded the season at 18-14 just earning its fourth post season bid in the last five years under Jane Albright. Although missing the NCAA tournament, Wisconsin did gain one of 32 Women's National Invitation Tournament (WNIT) bids finishing 4-1 and losing at Arkansas, 64-67, in the championship final. It was the first national finals championship appearance by any Badger women's basketball team.

The Badgers proved what they had been saying since the end of January. They had improved, playing their best basketball of the season, and having a lot of fun reaching the WNIT final. After first and second round blowouts of Indiana State (80-43) and Siena (107-85), respectively, Wisconsin needed overtime to defeat Big Ten foe Michigan State, 70-69, in the quarterfinals. The Badgers defeated Memphis, 92-73, to advance to the national championship. It was the Badgers' first appearance in the National Invitation Tournament.

Sophomore LaTonya Sims, and freshman Tamara Moore were recognized as members of the six-person WNIT all-tournament team.

The Badgers played "senior-less" ball throughout much of the season with injuries to three-year starter Tanisha Boston (out for season after Jan. 10) and Wiersma (missed 11 games). That left juniors Kelley Paulus and Dee Dee Pate, sophomore LaTonya Sims, and freshmen Jessie Stomski and Tamara Moore as the youthful starting unit. The Badgers used

10 different starting lineups this season.

The freshman class scored over 43 percent of Wisconsin's points (.433), over 37 percent of its rebounds (.372) and played over 38 percent of its minutes (.388). The 1998 Badger class lived up to its 10th in the nation 1998 ranking by *Basketball Times*.

The Highlights

- Wisconsin (18-14) recorded an unprecedented fifth consecutive winning season for the first time in school history.
- The Badgers ended the regular season with four straight victories that brought them a share of fourth place in the Big Ten Conference. The 9-7 Big Ten record equaled 1998, but achieving fourth place was UW's best Big Ten finish in three years.
- Wisconsin won eight of its last 10 games to end the season on a high note. The last loss was in the WNIT championship final at Arkansas, a 1998 NCAA Final Four participant.
- UW had an RPI of 39th and had the toughest schedule in the Big Ten and sixth most difficult schedule in the nation.
- Wisconsin was 5-4 in games decided by five points or less, including 5-1 in overtime games this season.
- Team set the all-time season best field goal percentage record in Big Ten games hitting .462 and hit .459 overall (UW record is .466) to rank second to Purdue in the conference
- Team had season high 107 points vs.

Siena (fifth highest in UW history)

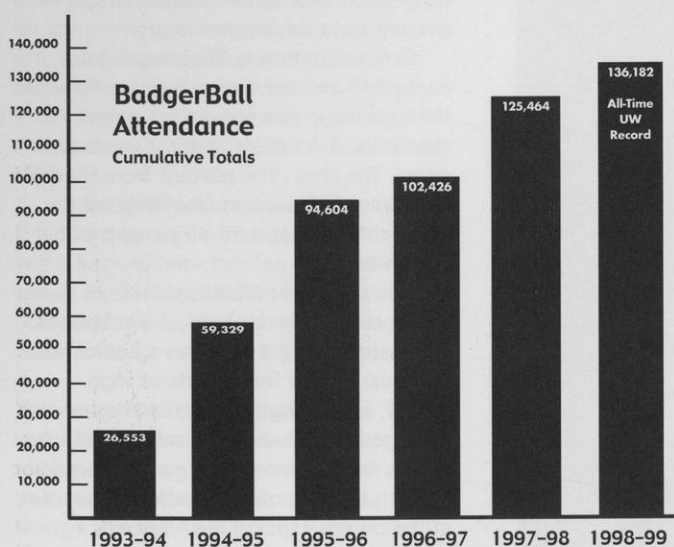
■ LaTonya Sims was named to the Rice Invitational all-tourney team and hit double figures in all 32 games. She has a school record 44 consecutive double-figure scoring games dating back to the last 12 games of her freshman year.

Wisconsin's 70-69 overtime win over Michigan State in the quarterfinals of the WNIT tournament gave the Badgers a 5-1 extra period record on the season, and reset the mark previously held by Northwestern State (4-1 in 1990) and Ohio State (3-2 in 1990).

UW had already posted the NCAA record for most consecutive overtimes in a season with four, which included a win over Michigan State during the regular season. That record began Feb. 5 with its lone overtime loss, 71-73, to Penn State. On Feb. 7, Wisconsin beat Michigan State, 73-68, in overtime followed by overtime wins Feb. 12th and 14th over Ohio State, 61-70, and Illinois, 72-78, respectively. The Badgers sixth overtime game was Nov. 20, defeating UC-Santa Barbara in extra innings, 103-90. All six overtimes were at home.

Big Ten Notes and Honors

- LaTonya Sims earned all-Big Ten first team honors by the media, and second team honors by the coaches.
- Jessie Stomski was Wisconsin's second consecutive Big Ten Freshman of the Year. She was the only Big Ten player named to the All-College Freshmen national team by the *Women's Basketball News Service*, and to the *Women's Basketball Journal* Freshman all-America team. She was the first UW freshman ever to score over 400 points in a season setting UW's freshman scoring record with 459 points and tied the rebound mark with 214 replacing the marks set by teammate LaTonya Sims.
- Stomski ranked second in the Big Ten in field goal percentage hitting .572 percent.
- Sims ranked third in Big Ten scoring with 18.0 points per game. She is the leading returning scorer to the conference in 1999.
- Freshman Tamara Moore was fourth in steals in the Big Ten averaging 2.50 and set the UW frosh record with 80 on the season; set the frosh mark and ranked fifth in Big Ten ft % hitting .811.
- LaTonya Sims was the Big Ten Player of the Week for Nov. 23, and Kelley Paulus was the Player of the Week for Feb. 23.



Since Jane Albright arrived in 1994-95, the Badgers have continued to set women's basketball attendance records with an all-time high of 136,182 fans attending home games in 1998-99. That total is No. 1 in the Big Ten Conference and ranks third nationally behind Tennessee and Connecticut.

Badgers Work Overtime

The University of Wisconsin set the NCAA record for most overtimes in a season with six.

Two Earn Academic All-Big Ten Honors

Wisconsin had two athletes named to the Academic All-Big Ten team this year. Senior Amy Wiersma (Social Welfare) and sophomore Judy Ebeling (Pre-Business) represented Wisconsin on the 1999 team.

1999-2000 BadgerBall Preview

With the return of 94 percent of their scoring and 87 percent of their rebounding, the Badgers are dreaming of bigger and better scenarios as they anticipate a successful transition into the new millennium of BadgerBall. Wisconsin will welcome its second-straight top 10 recruiting class, which includes the No. 1 recruit in the nation, to a team that finished 18-14 and went to the national final of the WNIT Championship.

Starting two juniors, a sophomore and two freshmen, the youthful Badgers spent the 1998-99 season learning to play among the top teams in the Big Ten Conference recording the highest finish in three years by tying for fourth with a 9-7 record. While missing out on its fourth NCAA bid in the last five years, UW did latch onto one of 32 WNIT postseason bids and finished the tournament with a 4-1 record losing to 1998 NCAA Final Four participant Arkansas, 64-67, in the final at Arkansas. That tournament experience, coupled with the return of all five starters and some major recruits, has made for some fun planning and dreaming by UW coach Jane Albright and staff.

Returning Starters

Returnees include leading scorers and all-Big Ten honorees junior **LaTonya Sims (Racine, WI)** and sophomore **Jessie Stomski (Oakdale, MN)**. Sims, a 6-3 forward, showed her versatility at the 3, 4 and 5 spots, and expects to face the basket even more this season. The lithe leaper is the leading scorer returning in the Big Ten averaging 18 points per game, and co-lead the Badgers in rebounding with 6.7 per game. The 1998 Big Ten Freshman of the Year, earned all-conference first and second teams honors as a sophomore.

Wisconsin also claimed the 1999 Big Ten Freshman of the Year in Stomski, a 6-3 forward who started regularly after five games. She tied Sims for team rebounding honors averaging 6.7 rebounds and contributed 14.3 points per game while resetting Sims' UW frosh scoring record with 459 points. She set the school field goal shooting record and ranked second in the conference converting .572 percent of her shots.

Another freshman, 5-11 guard **Tamara Moore (Minneapolis, MN)**, stepped into the starting lineup playing the 1, 2 and 3 positions while adding 10.8 points and 4.9 rebounds per game. She led the team in steals (2.5) and co-lead in assists (3.3) per game. She ranked fourth in the Big Ten and set the UW frosh steals record with 80.

Moore also set the frosh record in free throw shooting as she led the team converting 81.1 percent (86-106).

Two seniors return as starters in 5-5 point guard **Dee Dee Pate (Milwaukee, WI)**, who was the co-leader in assists with 3.3 and contributed 3.6 points per game. Also returning at guard is 6-0 **Kelley Paulus (LaCrosse, WI)**. A two-year captain and starter, Paulus added 9.7 points and 3.4 rebounds at shooting guard last season.

Other Returnees

Top reserves include 5-11 sophomore **Kyle Black (Indianapolis, IN)**, who earned the team's sixth player award while establishing herself as the main three point threat hitting 36-103 for .350 percent. Black averaged 6.1 points and played both point and shooting guard. Also seeing significant playing time last season was **Missy Konieczny (Portage, WI)**, a 6-2 forward who added 4.7 points and 2.6 rebounds. Junior 6-3 center **Krista Bird (Owatonna, MN)** was injured much of the year, but hopes to return for her first full season. Junior **Rachel Klongland (Sun Prairie, WI)** and sophomore **Sarah Jirovec**, a 6-4 center from **Stevens Point, Wis.**, should also make contributions.

With so many top stats leaders returning, one might wonder who graduated. Injured three-year starter, 6-0 forward

Wisconsin's 1998 and 1999 recruiting classes were both ranked 10th in the nation by the Women's Basketball Journal.

Tanisha Boston, did not play the second semester finishing with 5.7 points and 3.1 rebounds in 14 games. UW's tallest player, 6-5 center Amy Wiersma, also had injuries to begin the season but returned to contribute 3.4 points and 5.2 rebounds per game.

Newcomers


As exciting as Wisconsin's returning firepower is, the potential melding of talent from its 10th-ranked recruiting class is the stuff dream teams are made of. Wisconsin welcomes the 1999 *Parade*, *WBCA* and *USA Today* Prep Player of the Year in 6-4 center **Nina Smith (Waterloo, IA)**. She is joined by **Candas Smith (Madison, WI)**, a 5-6 point guard; **Leah Hefte (McFarland, WI)**, a 5-11 guard; and **Kristi Seeger (Stoughton, WI)** a 6-0 forward.

A two-time first team *Parade* all-American, Nina Smith averaged 28.5 points, 11.3 rebounds and 3.7 blocked shots while shooting 78 percent in her senior season and 71 percent for her career. She had high games of 42 points, 17 rebounds and 10 blocks, and added a three-point shot to her arsenal hitting 41 percent from three-point range.

Candas Smith was Wisconsin's Miss Basketball and the Gatorade State Player of the Year while averaging 15.1 points 2.7 rebounds, 3.4 assists and 3.9 steals per game. She shot .536 percent from the field including .608 percent from beyond the three-point arc, and hit 80 percent of her free throws.

Also from near Madison are Leah Hefte, who averaged 21.1 points, 4.8 rebounds, 3.2 assists and 3.9 steals as a senior and four-year starter for McFarland High School, and Stoughton's Kristi Seeger, who averaged 15.8 points, 9.4 rebounds, 4.0 assists and 4.4 steals per game as a senior.

With a vision of unprecedented success in the offing, expect Jane Albright's Badgers to truly contend for top honors in the Big Ten Conference, gain a sixth-straight winning season, and return to the NCAA Championship where they hope that dreams become reality.



Wisconsin's frontline features the last two Big Ten Freshmen of the Year in LaTonya Sims and Jessie Stomski (above).



DREAM INTO ACTION

'Dream Into Action' is the theme for BadgerBall this year. Dreaming is all the team and coaching staff has been doing since placing second in the WNIT championship final last March. That tournament experience coupled with the return of all five starters, over 90 percent of their scoring and rebounding, and the addition of the 10th-ranked recruiting class that includes the No. 1 prep in the nation, has the Badgers dreaming of bigger and better scenarios for BadgerBall 2000.

You have taken a program with one winning season in 10 years and fashioned the first five-season win streak in school history. You have completed your five year plan, is this where you calculated you would be?

Coach A: We can't really complain. Our recruiting has been a little ahead. Every coach always wants to be in the NCAA tournament. But not to be in it two years when the school had only been there once (in the previous 20 years), now you're getting a little greedy. Our expectations are higher now, and in the next five years, expectations for myself and my staff and what we are trying to do as a team will be higher.

Realistically there are a whole lot of things we haven't come close to doing. To win a back-to-back Big Ten Championship would be the biggest feat in the world. It's obviously a very hard thing to do to succeed at the level we are trying to succeed.

You have had three-straight top 10 recruiting classes including the national player of the year. How do you react to those that say, "Big things are not just being hoped for, they are expected"?

Coach A: I'd say they are in line with what I think. That is certainly the picture we are trying to paint and what we believe is in our immediate future. We think we have a

very strong foundation and we know a foundation had to be laid before we could do anything else.

To what do you attribute your success in attracting the nation's top recruits?

Coach A: Numerous things. I always point back to the team itself when you bring those kids (recruits) on campus. They like our team and the people on it; the City of Madison, the University and its degree, the Kohl Center, the people here. Players look for so many different things now that you have to have so many different things right to be able to attract one of the top notch players. Any more its not that they just need to like me or they like the place they are going to play, it has to be a combination.

Talk about having such a youthful team last year and what the strong finish says about that team.

Coach A: It confirms what every body knows which is, experience is the best teacher. We'll have another youthful team this year in some real key spots and that's something we will have to keep reminding ourselves of because players don't tend to allow themselves the


thought of 'growing up'. When they start they already want to be in that NIT championship form. We feel like we will be starting at a higher level because of those experiences, but we want to finish at a higher level, too.

What did it mean to be in a national championship (WNIT) final last year?

Coach A: It gave us five games of experience at a high level and in tournament type play--the pressure of you win you keep playing and if you lose you go home. Anytime you can create that type of atmosphere you see how truly competitive a team is and we responded very well to that after not responding well to it in the Big Ten Tournament. Hopefully that will be a turning point. We have a couple of tournaments this year and when we get to the Big Ten Tournament hopefully we will have more experience of win keep playing, lose go home, and we will be more successful.

The Big Ten tournament has been a stumbling block for UW over the years. What will be your approach to the tournament this season?

Coach A: We are aware we haven't performed well (at the Big Ten Tournament), but I'm also aware that there are probably three teams out of the 11 that can say they



Junior 6-3 forward LaTonya Sims will present matchup problems for opponents as she assumes a new position facing the basket more this season.

"I think our expectations are higher now, and in the next five years, expectations for myself and my staff and what we are trying to do as a team will be higher. We think we have a very strong foundation and we know a foundation had to be laid before we could do anything else."

Jane Albright

performed well down there. It's a very tough atmosphere and a very hard thing, not to make excuses for us. It doesn't make me panic about what we are doing here. My teams have always been better in conference tournaments than they were regular season (prior to Wisconsin) so hopefully these next years coming up we can change that and be more of a championship-minded team.

Discuss the luxury of five returning starters and the majority of your scoring and rebounding back.

Coach A: It's a luxury we have never had here and it's something we are very excited about. Scoring is a hard thing to do in basketball and certainly we have people who have gained some confidence in that, and they are noted throughout the conference for their abilities to score. It will allow us to be more versatility in other ways and maybe allow us to spend time on some other things that I feel we can get better at.


Is one of those things the team could get better at, taking care of the ball?

Coach A: That was what our biggest problem was last year and it sounds very simple but we were not good at making decisions quickly with the ball in our hands.

We will structure preseason to put that to the test and make sure by the time playing time comes around that it will be one of our strengths.

Wisconsin seems to have depth at every position. What kind of changes will we see in BadgerBall this season?

Coach A: Hopefully we will get to have a year of everybody being healthy. Hopefully our conditioning will pay off in that way. We hope to score more points. We are in a tougher league than a lot of teams. Seventy points in the Big Ten is equal to 90 points in some other conferences. It's hard to score night in and night out. Certainly our recruiting classes are a strength. They are ours, they know what our expectations are. The atmosphere of consistency and high expectations hopefully will combine and give them the feeling that they can succeed at a higher level than we have.




Who do you expect to be the early leaders on the team?


Coach A: I always expect seniors to be early leaders. That is where a lot of your good comes from is the ability of the seniors to teach the younger kids exactly what the system is. I know Missy (Konieczny) and Dee Dee (Pate) and Kelley (Paulus) are capable of leading in all different ways. I would think LaTonya Sims will be somewhat of a leader because of the successful experience she's had. And underclassmen Tamara Moore and Jessie Stomski have shown very key signs of leadership. Leadership won't be a problem on our team whereas years before it has been. You can never have too many leaders but I think we will be very adequate there.

With such a highly touted recruiting class last year expectations may have exceeded their experience. How will you handle the projections for the freshman class this year?

Coach A: We're really not paying a lot of attention to projections. We just know what we want to do. As long as I can keep them listening to my voice. The local kids, everybody wants them to play 40 minutes a game and be the biggest everything on the team. They aren't in a position that that can happen with any of them because of the other talent. So we'll try to keep them



Senior guard Kelley Paulus has served as a Badger captain the past two years. Her leadership will be vital in taking the Badgers beyond past performances as they seek a new level of accomplishment.



Tamara Moore set the UW frosh record for most steals in a season with 80 which ranked her fourth in the Big Ten with 2.5 steals per game. She also set a freshman record for free throw shooting hitting 86-106 for .811 percent.

focused on the team goals and anything individually those people can do to help us to get that and try to reward that.

It has been mentioned that you couldn't stop dreaming about your team this year. Tell us what those dreams were about.

Coach A: It was true. First of all—and I'm usually a very good sleeper—I dreamed one night that Cynthia Cooper was on my team and playing for the Badgers. I assume that's good. I think that must mean we are excited about our talent. Just being in the situation where I get to spend time every day with kids is terrific. I have a very hard work ethic and I have very big dreams. I get to be there with them every day and that is very exciting to me. We have a great blend of chemistry. In one of those dreams specifically we beat a school at a place we have never won at. It was a very fun dream for me to have. Obviously those things haunt you where you haven't played well and you are dreaming about it in the middle of the summer. But we were scoring a lot of points and having a lot of fun.

What do you anticipate are the team's strengths?

Coach A: Teams will have trouble guarding us. We present matchup problems. We've moved LaTonya (Sims) out to that three spot so not a whole lot of teams are going to have a 6-3 person to defend LaTonya. Believe it or not, outside shooting will be one of our strengths. That has been a weakness of ours and that will change. Our posts have been able to be successful when we've been a very average outside shooting team and that is definitely going to be one of our strengths.

Experience. We have enough playing experience that that will be one of our biggest strengths. Not a lot will happen to us this year that hasn't happened to us already, whether it's on the high end or the horrible low end of the spectrum. These kids have been in both places and they know where reality is.

Our strength will continue to be in the way these kids care about each other and the staff cares about them. The family atmosphere. Going to Australia helped them to get to know one another



Jane Albright

"Just being in the situation where I get to spend time every day with kids I feel have a very hard work ethic and have very big dreams is exciting to me."

better. Time gives you a lot of opportunity with kids. Everybody was at our camps this summer except for Nina (Smith) of the recruiting class. Kristi (Seeger) and Leah (Hefte) and Candace (Smith), I feel like we raised them so I don't feel like they are new people coming in. And Nina, I feel like I know as well as my sister so I don't feel like there is a not of newness.

Have you identified any certain weaknesses to begin the season?

Coach A: Our first weakness would definitely be last year our inability to take care of the ball and not to get shots off. It won't matter how well we can score if we can't make decisions with the ball and if we fumble it. And we did that 37 times in a 40-minute game last year and we can't just say we are okay with that. Certainly that will be our first challenge—to prove that we can really cut those turnovers down.

Rebounding we have to move from a weakness category to a strength category, which hopefully we will be smart enough to see that is why we were winning at the end of the year. At the beginning of the year we had so many games that we were outrebounded in and as we started outrebounding teams and getting more chances in that area to score we were more successful.

Senior point guard Dee Dee Pate tied Tamara Moore for most assists with 107. She also contributed 3.6 points and 1.8 steals per game.

Talk about LaTonya Sims.

Coach A: LaTonya Sims has the potential to be one of the best players in the Big Ten if she continues to work on her outside shooting. She can be a deadly threat driving toward the basket. Offensively she'll be hard to guard. Last year she worked on rebounding and defense and improved in those areas. In testing this fall she had her personal bests in almost every category so she has worked extremely hard over the summer on her conditioning and that will pay off for her.

UW's strength of schedule ranked No. 5 in the nation last year. Will that contribute this year, having played such a tough schedule last season?

Coach A: Yes. This year is just as tough as schedule and actually harder because we have fewer home games. Our experience with that should be better.

The Big Ten Conference has attracted the top attendance in the nation the past seven years. To what do you attribute the fact that the Big Ten continually outdraws other conferences?

Coach A: The region of the country having one or two institutions in each state and every body in that state is an artificial alumni of them. The Big Ten is awesome and in each sport. It's not just women's basketball. People love the Big Ten. Sports fanatics love it, and certainly the people in each state have proven to be very loyal to their institutions and Wisconsin is at the head of that list in their loyalty to what we are trying to do here. They will drive from all over the state to see us play. So one of our goals will be to break all of our attendance records this year.

After the initial excitement of moving into the Kohl Center the season tickets dropped off a bit last year. Do you feel it is still the asset you thought it would be and presents the proper home court advantage?

Coach A: It's got to be one of the top three things that would draw an athlete here. It's state of the art. Kids do like things and stuff, and it's impressive. We couldn't be housed in a better building. It's very practical as far as using it and how it looks. The players have their training table here, their weight room, their locker room the courts. They don't ever have to theoretically leave here. They have computers



Kyle Black came off the bench to add excitement and a lift to the Badgers. She was UW's premier three-point shooter hitting 36-103 for .350 percent to rank sixth in career three-point shooting. For her inspired play she received the sixth player award at the annual team awards banquet.

"I think the fact that we did pretty well towards the end of the year when everyone had already written us off was very promising."

Jane Albright

in the locker room it's one-stop shopping. It's a great gift and we just have to keep getting it out there and showing how proud we are of it. As far as a place to play in. I don't think we have given as much. We haven't been making a race for the title. If we respond this year and are as competitive as we want to be, the crowds will come out in bigger numbers than they ever have.


Comment about switching to a Thursday-Sunday Big Ten schedule.

Coach A: We've (the coaches) been highly criticized for that. But our fans need to remember every decision in our program should be made for the student-athlete. There is no question that Thursday-Sunday is much better for them. One day preparation and rest between a big, big game in the Friday-Sunday schedule is almost an impossible physical task to turn around. I think you will see fewer injuries in the Big Ten season. You'll see better preparation for the games and better competition on those Sunday afternoon games. It won't be as convenient for the fans but they will adjust. It should be the outside adjusting and not the inside. Although we are a form of entertainment, there's no question in my mind that this is the right thing.

What do you hear other coaches saying about Wisconsin?

Coach A: I've taken a lot of kidding this summer about 'why are you out recruiting?' I'm out recruiting because we still need more players. We still haven't proven we can do anything. Pretty much Nina (Smith) is a household name on the road. People really talked about her a lot and they should. We were really fortunate to get her here and she made our stock go up with people really looking hard at us wondering why Nina chose us.

The fact that we did pretty well toward the end of the year when everyone had already written us off was very promising. The Big Ten coaches really know our kids work hard and they are have a good work ethic. People talk about playing in Madison, the Kohl Center. Scheduling has been harder than ever this year to get people to come here and play. People talk about our crowds and our overtime games. People have teased me about how many overtime games we are going to have this year.



Badger Posters	13
Coaching Staff	14
Jane Albright	14
Jane Albright	
Television Show	15
Assistant Coaches	18
Support Staff	20
Player Profiles	21
Newcomers	40
Badger Roster	44






Promoting the Badgers

The popularity of BadgerBall is in part due to the efforts of Jane Albright, the players, the marketing staff, and the great ideas the team and staff generate for posters.


Having fun is a part of Badger Women's Basketball, and sharing that fun with their fans is a high priority.

The players and coaches are available for autograph sessions after most games, and their posters and trading cards have become collectors' items through the years.




1998-99 'Wright Team, Wright Time'

Last year's poster pictured the team at one of Madison's newest landmark buildings, the Monona Terrace and Convention Center designed by Frank Lloyd Wright. Wright and located on Lake Monona. Wright, a world-renowned architect, hailed from Wisconsin and built many buildings in and around the area. He made his home in nearby Spring Green.



1997-98 "Fine Art of Winning"

features the team at the Elvehjem Museum of Art on campus




1995-96 "Encore!"

shows the team on the stage of the Oscar Mayer Theatre at the Madison Civic Center



1996-97 "Blueprint for Success"

pictures the team at the Kohl Center, then under construction




1994-95 "The Dawn of a New Era"

had the players up at 4 a.m. for a real dawn on Lake Mendota in Jane Albright's first year on campus



Rachel Klongland (L) signs an autograph at one of the sessions after a Badger game. Players are also featured on trading cards (far left) available free to the public at each of the Big Ten games.

Head Coach Jane Albright



Badger Coach Jane Albright has led Wisconsin to an unprecedented five consecutive winning seasons for the first time in program history (5 year record 96-62).

Well on her way to becoming UW's winningest coach, Jane Albright has completed her fifth year with the University of Wisconsin women's basketball program. In her tenure the Badgers have had five consecutive winning seasons for the first time in school history (96-52,

.648), including three 20-win seasons and four post-season bids.

Under Coach "A", the UW women's basketball program has been revitalized. She took over a program that had just one winning season in the previous 10 years (102-176 record).

She responded by taking her first teams (1995 and 1996) to the NCAA tournament, and returned to the Big Dance in 1998. In 1999, Wisconsin entered its first-ever national championship final in the WNIT tournament finishing as the runner-up champions.


During Coach A's first two years, the Badgers had back-to-back 20-win seasons for the first time in school history. The 1996 team tied for the most wins and posted the best record in school history at 21-8. The 1998 squad tied 21 wins finishing at 21-10. Albright has posted eight 20-win seasons in the past 11 years, and has taken her team to seven NCAA tournaments in the last 10 years (at Wisconsin and Northern Illinois). In her inaugural season at Wisconsin, the team went 20-9 and received just the program's second bid to the NCAA Championship losing in the second round. She was named the 1995 Big Ten Coach of the Year by her peers when Wisconsin




Coach A directed the Big Ten All-Star team which toured Germany during the summer of 1999. Traveling with the troop were Badger players Missy Konieczny (C) and LaTonya Sims. UW assistant coaches Kate Peterson and Kelly Kenny also toured.

placed third in the Big Ten Conference with an 11-5 record, improving from ninth place in 1994. She achieved her 200th win during that season, and was an Associated Press and WBCA National Coach of the Year finalist.

Winning and attending the NCAA tournament is the rule rather than the exception for Albright, who left Northern Illinois in 1994 with a decade of accomplishments to her credit. The all-time winningest basketball coach at NIU, she held a 188-110 (.631) mark, and was 140-48 (.744) her last six years, which included five 20-win seasons and four NCAA tournament appearances. Her last two teams at NIU finished with 24-6 records, and were Mid-Continent regular-season or tournament champions and NCAA qualifiers.



Coach A's popularity and BadgerBall have become the rage in Wisconsin with record attendance at games and at summer camps. Nearly 1,500 young athletes attended the 1999 BadgerBall Summer Hoops camp, and over 7,000 campers have joined the BadgerBall family since 1995. Left: Coach A becomes part of a pyramid of campers at the BadgerBall Hoops Camp.



A four-time conference coach of the year in the Big Ten and both the North Star and Mid-Continent Conferences, Albright began her coaching career in 1981 under one of the game's best in Pat Summitt at Tennessee. While a graduate assistant under Summitt, the Volunteers were NCAA Final Four participants in 1982, and NCAA quarter-finalists in 1983.

In 1983, she joined the University of Cincinnati coaching staff as an assistant coach and recruiting coordinator. A year later she assumed the head coaching position at Northern Illinois where she established a program worthy of national recognition.

Albright has coached five players who have earned seven Kodak District IV all-America honors, two Olympic Festival athletes, four professional team members, and two USA team participants. She earned Women's Basketball Coaches Association (WBCA) District IV "Coach of the Year" honors in 1995 and 1990.

Active in USA Basketball, she was the head coach of the 1996 USA R. Williams Jones Cup team which won the gold medal in Taipei, Taiwan, with a perfect 9-0 mark. In 1993, she was the assistant coach for Team USA which earned a bronze medal at the World University Games with a 6-2 record.

Albright assisted the 1992 USA Junior National team to a 4-1 record and silver medal performance in the Pan American Confederation World Championship in Mexico, qualifying the United States women for the 1993 Junior World Championship. A year earlier, she was the head coach of the gold medal-winning 1991 U.S. Olympic Festival South squad.


In 1999, Albright took the Big Ten all-Stars on a 10-day tour of Germany and Belgium posting a 3-1 record.

The Graham, N.C., native graduated cum laude in health and physical education from Appalachian State University in 1977, where she was a letterwinner in both basketball and volleyball. She taught high school for four years in Spartanburg, S.C., prior to beginning her collegiate coaching career at Tennessee.

Deeply committed to community service, Albright serves on the boards of several organizations including Buckets for Hunger Board of Directors; MACC Fund Board of Directors (Midwest Athletes Against Childhood Cancer); CAP Fund Board of Directors (Child Abuse Prevention); FCA (Fellowship of Christian Athletes) Board of Directors

She has been a featured speaker & clinician at:

Wisconsin Basketball Coaches Association Fall Clinic; Minnesota High School Coaches Association Clinic; Iowa Basketball Coaches Association Fall Clinic; and the nationally renown "Recruiter's Institute" Kevin O'Neill Coaches Clinic (Northwestern University).




One of the Badger strengths this year will be a coaching staff that has worked together several years. While on UW's Australian tour, Coach A revisited the assistant coaching ranks while allowing assistants Dawn Crim and Kate Peterson to each serve as head coach for a game.

The Jane Albright Television Show



Coach A, her assistants and the UW players talk about all facets of BadgerBall weekly on The Jane Albright Coaches Show. Now in the second season of a three-year contract, the show appears nationally and locally on Midwest Sports Channel and TVW hosted by WISC-TV's Angela Jacobs.

Albright's Pledge to Community Service



ABOVE: Together with Wisconsin men's basketball coach, Dick Bennett, the duo donned milk mustaches in a national promotion for drinking milk. With both coaches highly involved in community service activities, the "Dick and Jane" act has become very popular and recognizable in Wisconsin.

Copyright 1997 Wisconsin Milk Marketing Board
Copyright Photography by Greg Sutter

RIGHT: Kelley Paulus (L) and Dee Dee Pate participate in building a children's dream park in the neighboring city of Monona. The Wisconsin women's basketball team is required to earn community service hours monthly as part of giving back to the community that supports it so affectionately. The team collected over 500 hours in 1999.

Away from basketball, Jane Albright is an enthusiastic participant in and promoter of community service. Her projects are quite diverse, and she takes her concern for others beyond the status quo addressing such topics as domestic violence and literacy. She requires her team's participation in community service as well as assisting with such events as 'Buckets for Hunger,' which raises money for the local food pantry.

Coach 'A' is a much sought-after speaker and regularly assists with charity and athletic department fundraising events. The community groups she typically serves include elementary and middle school students, church organizations, and service clubs such as the Lions, Optimists, Rotary, Madison Sports Hall of Fame, United Way or Habitat for Humanity.

She has served as the spokesperson for the Children's Service Society of Wisconsin (CASA), the Community Action Coalition, and is on the advisory board of the Fellowship of Christian Athletes. She has also appeared in numerous public service television and radio spots speaking against domestic violence, and in support of the literacy efforts for the Wisconsin Library Association.



Albright's Career Records

Season	School/Position	Record	Conf.	Head Coach	Team Accomplishments
1981-82	Tennessee-Grad. Asst.	22-10 (.688)		Pat Head Summitt	NCAA Final Four
1982-83	Tennessee-Grad. Asst.	25- 8 (.758)		Pat Head Summitt	NCAA Final Eight
1983-84	Cincinnati-Asst. Coach	16-12 (.571)		Sandy Smith	
1984-85	N. Illinois-Head Coach	15-13 (.536)	11-7	Jane Albright	MAC Post-Season Tournament
1985-86	N. Illinois-Head Coach	8-19 (.296)	6-12	Jane Albright	
1986-87	N. Illinois-Head Coach	11-16 (.407)	-	Jane Albright	
1987-88	N. Illinois-Head Coach	14-14 (.500)	6-4	Jane Albright	4th, North Star Conference
1988-89	N. Illinois-Head Coach	23- 7 (.767)	12-2	Jane Albright	2nd, North Star Conference
1989-90	N. Illinois-Head Coach	26- 5 (.839)	12-0	Jane Albright	1st*, North Star Conference, NCAA 2nd Round
1990-91	N. Illinois-Head Coach	25-10 (.714)	12-2	Jane Albright	2nd, North Star Conference; 7th, NWIT
1991-92	N. Illinois-Head Coach	18-14 (.563)	8-4	Jane Albright-Dieterle	2nd*, North Star Conference, NCAA 2nd Round
1992-93	N. Illinois-Head Coach	24- 6 (.800)	15-1	Jane Albright-Dieterle	1st*, Mid-Continent Conference, NCAA 1st Round
1993-94	N. Illinois-Head Coach	24- 6 (.800)	18-0	Jane Albright-Dieterle	1st, Mid-Continent Conference, NCAA 1st Round
1994-95	Wisconsin-Head Coach	20- 9 (.689)	11-5	Jane Albright-Dieterle	3rd, Big Ten Conference, NCAA 2nd Round
1995-96	Wisconsin-Head Coach	21- 8 (.724)	12-4	Jane Albright-Dieterle	3rd, Big Ten Conference, NCAA 2nd Round
1996-97	Wisconsin-Head Coach	16-11 (.592)	8-8	Jane Albright-Dieterle	T6th, Big Ten Conference
1997-98	Wisconsin-Head Coach	21-10 (.677)	9-7	Jane Albright-Dieterle	6th Big Ten Conference, NCAA 1st Round
1998-99	Wisconsin-Head Coach	18-14 (.562)	9-7	Jane Albright-Dieterle	T4th Big Ten Conference, WNIT Runner-up Champ
5 years	UW Record	96-52 (.648)	(Big Ten Record 49-31, .612)		
15 years	Head Coach Record	284-162 (.638)			

* Indicates won conference tournament

Albright's Career Highlights

Coach of the Year Honors

- 1995–Women's Basketball Coaches Association District IV, and Big Ten Conference Coach of the Year
- 1995–Nominations for AP, Naismith and WBCA National Coach of the Year awards
- 1994–Illinois Basketball Coaches Association Coach of the Year
- 1993–Mid-Continent Conference and Illinois Basketball Coaches Association Coach of the Year
- 1991–Illinois Basketball Coaches Association Coach of the Year
- 1990–Women's Basketball Coaches Association District IV and North Star Conference Coach of the Year
- 1989–North Star Conference Coach of the Year

USA Basketball Coaching

- 1996–USA R. William Jones Cup Team, head coach, gold medal
- 1993–USA National Team at World University Games, assistant coach, bronze medal
- 1992–USA Junior Team at Pan American Basketball Confederation Junior World Championship, assistant coach, silver medal
- 1991–U.S. Olympic Festival, head coach of the South team, gold medal

National Recognition–Teams

- 1999–WNIT Tournament Runner-up Champions
5 Rounds: Finals–Arkansas 67, Wisconsin 64 at Fayetteville, AR
- 1998–NCAA Tournament 1st Round
1st Round: Virginia Tech in Gainesville, FL, L 64-75
- 1996–NCAA Tournament 2nd Round
1st Round: Oregon in Nashville, TN, W 74-60
2nd Round: Vanderbilt in Nashville, TN, L 82-96
- 1995–NCAA Tournament 2nd Round
1st Round: Kansas in Lubbock, Texas, W 73-72
2nd Round: Texas Tech in Lubbock, TX, L 65-88
- 1994–NCAA Tournament 1st round
at Southwest Missouri State, L 56-75
- 1993–NCAA Tournament 1st round
at Georgetown, L 74-76

- 1992–NCAA Tournament 2nd round
1st Round: Louisiana Tech in DeKalb, IL, W 77-71
2nd Round: at Purdue, L 62-98
- 1991–at NWIT in San Antonio, TX, 7th place
1st Round: vs. Houston, L 71-83
2nd Round: vs. Alabama-Birmingham, L 71-78
3rd Round: vs. Notre Dame, W 84-82

- 1990–NCAA Tournament 2nd round
1st Round: Texas Tech in DeKalb, IL, W 84-63
2nd Round: at Purdue, L 81-86
- 1990–NCAA Division I Scoring Leader (94.5 pts. per game); free throw percentage leader (.775)

Post Season Record: Albright is 4-7 in NCAA games; and 5-3 in the National Women's Invitational Tournament

National Recognition–Individuals

- U.S. Olympic Festival
E.C. Hill, NIU–1991
Carol Owens, NIU–1986
- Kodak All-Americans (District IV)
Keisha Anderson, Wisconsin–1997
Barb Franke, Wisconsin–1995, 1996
E.C. Hill, NIU–1993
Lisa Foss, NIU–1991
Carol Owens, NIU–1989, 1990
- U.S. Basketball Writers' All-American
E.C. Hill, NIU–1994
- Associated Press All-American
Barb Franke, Wisconsin–1995, 1996 (Honorable Mention)
- USA Basketball Team
Barb Franke, Wisconsin–1994
E.C. Hill, NIU–1993
- Women's Professional Basketball Teams
Keisha Anderson, Wisconsin–ABL Colorado Xplosion, 1997
Barb Franke, Wisconsin–Europe, Limoges, France, 1996
ABL, 1998
E.C. Hill, NIU–ABL Connecticut Blizzard, 1996
Ann Klapperich, Wisconsin–Europe, Olivas Clube, Portugal–1998



ABOVE: Coach A was mesmerized by the 'Wizard of Westwood' when she met John Wooden in 1996. They discussed all facets of basketball and coaching from philosophy to x's and o's. Says Jane of John, "He's the greatest."

LEFT: Active in USA Basketball, Coach A is pictured with her gold medal-winning Jones Cup team in 1996.



Dawn Crim, Assistant Coach

Dawn Bryant Crim begins her fourth year as assistant coach at Wisconsin with a new addition to the BadgerBall family. John Benjamin Crim, born Sept. 14, is Dawn and husband Elton's first child. As the chief recruiting coordinator for the Badgers the past three years, she can take great pride in the 1999 and 1998 Badger recruiting classes being ranked No. 10 in the nation by the *Women's Basketball Journal* magazine.

Crim brings a multitude of talents to the coaching ranks as a college and professional athlete, a coach, as well as a person who has worked in private business, and various areas of the university setting. A former graduate assistant coach at Penn State University from 1992-94, Crim continued her coaching career as the recruiting coordinator at the University of Kentucky from 1994-95. She came to Wisconsin in 1996 after working at Penn State as an athletic development assistant working with special fund raising activities and major capital development projects such as funding the Bryce Jordan Center, PSU's convocation and basketball arena.

Her association with the Penn State development office began in 1995, where she helped with the funding of 'Rene's List', a \$100,000 project named for PSU women's basketball coach Rene Portland and designed to provide media support for women's athletics.

A Philadelphia native and 1985 class valedictorian at Martin Luther King High School, Crim played her collegiate basketball at the University of Virginia graduating in rhetoric and communication studies in 1989. Her degree also included special emphasis course work in public speaking and marketing. While a four-year letterwinner at Virginia, she consistently won the team's leadership and rebounding awards, and served as the team captain her last two years.

She continued her basketball career playing professionally from 1989-90 in Germany where her team won the German Cup Championship. While living in Munich, Crim, who speaks German, studied and coordinated promotional campaigns with Mercedes and Puma to increase sponsorship, revenues and attendance. Upon her return to the States, she served as the territory sales manager for Coca-Cola USA in Newport News, Vir., and as a sports marketing intern for the Philadelphia Phillies.

Crim earned her Master of Education degree in student personnel services from Penn State University in 1994, where her emphasis was multicultural programming and student development. She served as the radio color analyst for Lady Lion basketball one year. As an accomplished communicator, Crim has been published in the *Women's Basketball Coaches Association* magazine, and has been a discussion leader at the WBCA convention.



Kate Peterson, Assistant Coach


Kate Peterson begins her third year at Wisconsin taking over many of the recruiting coordinator responsibilities. It is a position with which she is familiar after four years as the women's basketball assistant coach and chief recruiter at Eastern Illinois University.

No stranger to Wisconsin, Peterson, is a native of River Falls, Wis., and graduated from the University of Wisconsin-Stevens Point where she was a four-year starter earning all-conference honors.

She earned Kodak all-America honors as a senior while setting an NCAA Division III national record for three-point goals made per game in a season (3.85).

She completed her degree in psychology from Stevens Point in 1991, and completed her master's degree in educational psychology at Indiana University in 1995. While at Indiana, she served as a graduate assistant one year, and became a restricted earnings assistant with duties in scouting, on-campus recruiting and on-court coaching in 1992-93. She joined Eastern Illinois as the chief assistant in 1993.

In addition to her college coaching experience, Peterson served as the coach for an Athletes in Action camp held in São Paulo, Brazil in 1992, and has worked a variety of summer basketball camps including directing the UW-Stevens Point summer basketball in 1991.



Kelly Kenny, Assistant Coach

Now in her second at Wisconsin, Kelly Kenny has been a welcome addition to the Badgers. An experienced 15-year coaching veteran, Kenny graduated from Oakland University in 1983 with a bachelor's degree in elementary education.

A native of Sterling Heights, Michigan, she served as the assistant coach at Wayne State University in Detroit the year prior to joining the Badgers, and was the assistant coach at Macomb Community College in Warren, Michigan, in 1996.

She began her coaching career at her alma mater serving as an assistant coach from 1983-86 at Oakland University in Rochester, Michigan. She continued her assistant coaching duties at Eastern Michigan University, a Mid-America school from 1987-91. Her duties included scouting, recruiting, academic supervision of athletes, team travel and budgets, as well as on-the-floor coaching of the guards and team defense.

In addition to coaching at the college level, Kenny was the varsity girls basketball coach at Dexter High School, Dexter, Michigan, from 1991-95, where she organized the high school and middle school basketball programs. She also assisted at Dearborn High School (Dearborn, Michigan) for two years.

While a player, Kenny was a four-year starter and captain for Oakland. At point guard, she led the Pioneers to an NCAA Division II Final Four appearance in 1982. A prep all-state player at Henry Ford II, Kenny still holds the school marks in assists and steals.



Melissa Bruner, Director of Basketball Operations

Melissa A. Bruner begins her fifth year at Wisconsin as the Director of Women's Basketball Operations. The Ohio native received her business administration and accounting degree at Coe College in Cedar Rapids, Iowa, and earned her master's degree in physical education with a concentration in athletic administration from Ohio University in June of 1995. At Ohio, Bruner served as a graduate assistant and teaching associate providing the athletic director with various student academic services and assisting in compliance issues.

While pursuing her studies at Coe, Bruner was a multi-sport letterwinner and earned high distinction for her academic pursuits as a member of Mortar Board and Phi Kappa Phi honor society.

She lettered in softball four years, and basketball, tennis, and volleyball two years. She earned academic all-conference honors in each sport, earning recognition for her athletic and academic achievements, and was a national GTE Academic all-American her senior year. She also served as a residence hall supervisor and was active in several student activities committees.


In her position at Wisconsin, Bruner assists Jane Albright in public relations scheduling, team travel and practice arrangements, serves as the camp liaison, hoop troop booster club liaison, team academic coordinator, and assists with all administrative matters regarding Wisconsin Women's Basketball.



Coach A directed the Big Ten All-Star team which toured Germany and Belgium during the summer of 1999. The conference tours, initiated in 1992, offer the opportunity for travel and elite competition for one player from each Big Ten school. Traveling with the troop were Badger players Missy Konieczny and LaTonya Sims (host school takes two players). UW assistant coaches Kate Peterson and Kelly Kenny also toured.

BadgerBall Support Staff


Many members of the Athletic Department staff perform behind the scenes tasks that help make Wisconsin Women's basketball a great success. It takes the dedication of many to provide a quality BadgerBall program for the student-athletes and for their many fans.



Academic Affairs:
Doug Tiedt



Academic Affairs:
Mary Weaver




Academic Affairs:
Alan Zussman




Administration:
Cheryl Marra




**BadgerBall
Program Assistant:**
Julie Dobie



Compliance:
Tim Bald



Equipment:
Gary Poels



**Event
Coordinator:**
Ryan Sondrup




**Facilities/Events
Director:**
Ann Larson




**Marketing &
Promotions:**
Kevin Kluender




Sports Information:
Tamara J. Flarup




Sports Medicine:
Enrique (Henry)
Perez-Guerra




**Strength &
Conditioning:**
Scott Hettenbach




Team Physician:
Dr. David Bernhardt




**Television &
Marketing:**
Vince Sweeney




Tickets:
Matt Ulery



Videographer:
George Platt



**W Club Programs
and Concessions:**
Terry Murawski



3

Rachel Klongland

Junior
6-0 Guard
Sun Prairie, WI
Sun Prairie High School
Coach: Bill Jabs

Klongland's Career Game Highs

Points—6 vs. Southwestern Louisiana 11/28/97
 Field Goals—2 vs. Southwestern Louisiana 11/28/97
 Field Goal Att.—4 vs. Southwestern Louisiana 11/28/97
 3-Pt. Goals—2 vs. Southwestern Louisiana 11/28/97
 3-Pt. Att.—4 vs. Southwestern Louisiana 11/28/97
 Free Throws—2 vs. Ohio State 1/18/98
 Free Throw Att.—2 (twice)
 Rebounds—2 vs. UW-Green Bay 12/10/97
 Assists—2 vs. Southwestern Louisiana 11/28/97
 Steals—1 vs. FAMU 12/6/98
 Blocks—0

Klongland's NCAA Participation

1998: 1st Round, Gainesville, FL

1998-99: Came off the bench as a three-point specialist hitting 2-9 on the year ... played in 13 games scoring three points twice; injured her right foot (stress reaction) towards the end of the season sitting out the last two weeks and the WNIT tournament ... **1997-98:** Played a reserve role in 16 games during the first semester averaging 1.2 points before sitting out the second semester because of academic ineligibility ... showed herself to be a capable three-point shooter hitting five-of-13 for .385 percent ... had a career high six points vs. Southwestern Louisiana hitting two-of-four three-pointers ... **High School:** Standout two-sport athlete at Sun Prairie High School ... earned second team all-Big Eight Conference honors while helping her team to its first WIAA State basketball appearance and a semifinals finish ... averaged 10.2 points and 3.1 rebounds in 26 games ... specializes in three-point shooting hitting 48 of 149 for 37 percent ... honor roll student recruited in both basketball and softball

Rachel Klongland Up Close and Personal

Personal: Born 12-31-78; parents are Richard and Jeanne Klongland; Nickname is Rae Rae
Favorites: Favorite Subject: Economics ... Favorite Food: Pizza ... Favorite Color: Navy ... Activities: Playing softball, basketball ... Vacation Spot: Australia ... Favorite Sport other than basketball: Softball
My favorite things: My dogs, friends and family
Person(s) most admired: Michael Jordan and my parents
If I could bring one thing from my home town it would be: Dogs Sammy & Nike
Most memorable basketball achievement: 1st "3" for Wisconsin
Best sports experience: Going to the state tournament
My basketball superstitions: I watch Michael Jordan before each game
In preseason training I worked on: Getting stronger and quicker
Most prized possession is: My Detroit Lions hat given to me by my Grandpa Honey
Dream as a collegiate player: Get to the Final Four
How has the Kohl Center impacted your life? It's exciting and convenient



What's it like living in the No. 1 city in America? Exciting, comforting
Major: Social welfare
Career goal: Counselor/social worker

Klongland's Career Record

Season	G/S	FG	FGA	PCT	3PT	3PTA	PCT	FT	FTA	PCT	REB	AVG	PF/D	A	TO	BL	ST	MIN	PTS	AVG
1997-98	16/0	6	14	.429	5	13	.385	2	2	1.00	2	.1	3/0	4	2	0	0	51	19	1.2
1998-99	13/0	2	9	.222	2	9	.222	2	5	.400	5	0.4	2/0	2	3	0	1	34	8	0.6
TOTALS	29/0	8	23	.348	7	22	.318	4	7	.571	7	0.2	5/0	6	5	0	1	85	27	0.9

11 Judy Ebeling



Junior/Sophomore
5-9 Guard
Bloomington, MN
Thomas Jefferson
High School
Coach: Terry Hunst

Ebeling's Career Game Highs

Points—3 vs. Indiana State 3/11/99
 Field Goals—0
 Field Goal Att.—0
 3-Pt. Goals—0
 3-Pt. Att.—0
 Free Throws—3 vs. Indiana State 3/11/99
 Free Throw Att.—6 vs. Indiana State 3/11/99
 Rebounds—0
 Assists—0
 Steals—0
 Blocks—0

1997-99: Walked on to the team in 1997 and competed in four games last year ... earned Academic all-Big Ten honors ... **High School:** Was a two-sport athlete in high school participating in basketball and soccer ... earned all-conference, all-state honorable mention and all-tournament honors while helping her team place third in the state basketball championship ... averaged 12.5 points four steals and six assists as a senior captain ... averaged 11 points, three steals and five assists as a junior ... earned all-conference, all-state honorable mention and was the team MVP her junior season ... was a two-time all-conference academic honoree

Judy Ebeling Up Close and Personal

Personal: Born 3-3-79; parents are Blaine and Nancy Ebeling; Nickname is Chester

Favorites: Favorite Subject: History ... Favorite Food: Fruit ... Favorite Color: Blue ... Activities: Traveling, sports, hanging out with friends, playing black jack ... Vacation Spot: Hawaii and Europe ... Favorite Sport other than basketball: Soccer

My favorite things: Dogs, cats, hot tubs, pictures and pillows

What was your favorite thing about Australia? Learning how to scuba dive and then doing it at the Great Barrier Reef

What is your favorite cartoon character? Scrooge McDuck and his nephews

If I could bring one thing from my hometown I'd bring: The Mall of America

Person(s) most admired: My sister and parents

Most memorable basketball achievement: Placing second at AAU Nationals

My basketball superstitions: Making my last shot in warmups

To calm my nerves before a game I: Chew gum

If I could have any job I would: Own Microsoft

Most prized possession is: My family and friends

Community service I like the best:

Visiting children at UW Hospital
How has the Kohl Center impacted your life? Made everything more convenient

Dream as a collegiate player: Have the team win an NCAA Championship

What's it like living in the No. 1 place in the country? It's fun because there is always something going on

Major: Marketing, risk management, and real estate

Career goal: Own my own company



Ebeling's Career Record

Season	G/S	FG	FCA	PCT	3PT	3PTA	PCT	FT	FTA	PCT	REB	AVG	PF/D	A	TO	BL	ST	MIN	PTS	AVG
1998-99	4/0	0	0	.000	0	0	.000	3	6	.500	0	0.0	2/0	0	1	0	0	3	3	0.8
TOTALS	4/0	0	0	.000	0	0	.000	3	6	.500	0	0.0	2/0	0	1	0	0	3	3	0.8



Junior/Sophomore
5-11 Guard
Lodi, WI
Lodi High School
Coach: Dave Manke

13 Erin Schmidt

1998-99: Walk-on who competed last season as a member of the practice team while sitting out the year after transferring from Moorhead State University ... **1997-98:** Played in 25 games at Moorhead State University starting five games ... averaged 3.2 points and 2.2 rebounds in 12.2 minutes of play ... hit .493 percent from the floor (34-69) ... **High School:** Was a four-sport athlete in high school participating in basketball, softball tennis and volleyball ... three-time first team all-conference and an all-area honoree in basketball ... averaged 20.5 points and 10 rebounds as a senior ... captained her team her senior year ... National Honor Society, class valedictorian and honor roll student

Erin Schmidt Up Close and Personal

Personal: Born 7-2-79; parents are Harold and Julie Schmidt
Favorites: Favorite Subject: Used to be math ... Favorite Food: Almond chicken and French silk pie ... Favorite Color: Yellow ... Activities: Painting, golf, softball, tennis, scrapbook, racquetball ... Vacation Spot: San Francisco, Jamaica, anywhere with an ocean ... Favorite Sports (other than basketball): Softball, tennis, volleyball ... Favorite spot on campus: Camp Randall Stadium on game day
My favorite things: Jacob's dog Payton; my scrapbook and photo albums; my mom's cooking
Favorite cartoon character: Tweety Bird
If I could bring one thing from my hometown I'd bring: The swings from Goeres Park
Person(s) most admired: My parents and my grandpa Bud
Most memorable basketball achievement: Being asked to be part of the UW Women's Basketball team
Toughest Opponent I've faced: LaTonya Sims. When she wants to go to the basket there is nothing you can do to stop her.
My basketball superstitions: Need

my gum (dark pink Extra)

Autobiographical Title: "When Dreams Come True"

To calm my nerves before a game I: Eat, watch TV, hang out with friends, listen to music

If I could play another UW sport it would be: Football

If I could have any job I would: Engineer for NASA and someday fly to space

Most prized possession is: I could probably live without any possession I had but what I cherish most are my family and friends

Community service I like the best: Habitat for Humanity

How has the Kohl Center impacted your life? I love it. I feel inspired every time I step onto the floor—like it makes me a better player just for being there.

Dream as a collegiate player: To start one game in the Kohl Center; to go to the NCAA Tournament

What's it like living in the No. 1 place in the country? Absolutely wonderful. I love Madison and, from experience, I know how much there is to miss when you leave.

Major: Engineering mechanics and astronautics

Career goal: To work for NASA designing things for space travel and research

14 Kelley Paulus



**Senior
6-0 Guard
LaCrosse, WI
Central High School
Coach: Paul Holman**

Paulus' Career Single Game Highs

Points—22 vs. Ill. St. 12/6/97
Field Goals—9 vs. Minnesota,
2/28/97 & Ill. St. 12/6/97
Field Goal Att.—18 vs. UC-Santa
Barbara 11/20/98
3-Pt. Goals—3 vs. Purdue 2/15/98
3-Pt. Att.—5 vs. Purdue 2/15/98
Free Throws—8 vs. Manhattan
12/18/97 & vs. Illinois 2/19/99
Free Throw Att.—10 vs. Illinois
2/19/99
Rebounds—9 vs. Michigan State
3/17/99
Assists—7 (twice)
Steals—4 vs. UNI 12/3/96 & UW-
Green Bay 11/22/98
Blocks—2 (twice)

Paulus' NCAA Participation

1998: 1st Round, Gainesville, FL

1998-99: Started 31 games and asserted herself as one of the team's top scorers ranking fourth on the team with career-best 9.7 points per game ... the Badgers' quick hitter with a picturesque pull-up jumper ... also plays both ends of the court and can be counted on for double-digit scoring and great defense each game ... is a spunky, heads-up athlete with great court savvy and one of the primary passers ranking third in assists with 2.2 per game and collecting a career high seven assists versus Michigan ... served as the Badger tri-captain as a sophomore and junior, indicating the trust and confidence her teammates have in her ... sat out 12/10 Western Kentucky game with a concussion; came back with a season-high 19 points vs. Illinois ... earned Big Ten Player of the Week honors for Feb. 22 ... ranked fourth on team in free throw shooting hitting .747 percent ... given the chemistry and captains cup team awards at the annual banquet ... **1997-98:**

Named one of three UW captains ... was a spark off the bench, and a part-time starter in nine games ... contributed double scoring figures in 17 games averaging 9.3 on the year ... played with more confidence doubling her attempts and hit better percentages from three point land (.341), and nearly doubled her assists per game with 1.5 per gamer ... had a career high 22 points vs. Illinois State ... participated in the Big Ten all-Star tour of Europe the summer of 1998 where she averaged six points and 2.5 rebounds ... received the Coaches Team Award for overall great effort and attitude ...

1996-97: Named to the inaugural 1997 all-Big Ten Freshmen team ... was the third leading scorer and started eight games as shooting guard averaging 7.5 points, 2.3 rebounds in 18 minutes ... **High School:** 1996 Associated Press state player of the year ... two-time honorable mention *Street and Smith* prep all-American ... named Miss Basketball by Wisconsin Basketball Association ... averaged 26.7 points, 9.2 rebounds, 4.5 steals and 3.6 assists while shooting 52 percent from the floor, and 71 percent from the line ... Associated Press first team all-stater in both basketball (3 years) and softball (2 years) ... team was 79-9 during Paulus' tenure, losing twice to UW teammate Dee Dee Pate's Milwaukee Washington in the state finals ... became a starter midway through her freshman season and completed career with 1,631 points including 588 her senior year ... player of the year and all-conference three years in both softball and basketball ... pitched Central softball team to the 1996 state final ... honor roll student

Of Special Note:

- **Badger tri-captain two years**
- **Big Ten Player of the Week Feb. 22, 1999**
- **1998 Big Ten all-Star tour member**
- **1997 all-Big Ten Freshman Team**
- **1996 AP High School Wisconsin State Player of the Year**

Paulus' Career Record

Season	G/S	FG	FGA	PCT	3PT	3PTA	PCT	FT	FTA	PCT	REB	AVG	PF/D	A	TO	BL	ST	MIN	PTS	AVG
1996-97	27/8	79	180	.439	5	15	.333	40	56	.714	63	2.3	56/1	27	69	0	30	484	203	7.5
1997-98	31/9	111	257	.432	14	41	.341	53	84	.631	88	2.8	46/2	47	53	3	26	660	289	9.3
1998-99	31/31	117	297	.394	12	43	.279	56	75	.747	104	3.4	52/2	68	68	7	41	920	302	9.7
TOTALS	89/48	307	734	.418	31	99	.313	149	215	.693	255	2.9	154/5	142	190	10	97	2064	794	8.9

Kelley Paulus Up Close and Personal

Personal: Born: 3-6-78; parents are Jim and Paula Paulus; Nickname is Beanie

Interests: Favorite Subject: Communications ... Favorite Food: Chicken Chow Mein ... Favorite Color: Green ... Vacation Spot: London ... Activities: Going to concerts, hiking, singing alone in my car, running

My favorite things: My family, my dog, Star Wars collection, massages,

My favorite spot on campus: The Terrace

If I could bring one thing from home it would be: Grand Dad's Bluff

If I could have any job it would be: A professional golf caddy

Toughest opponent I've met: Chamique Holdsclaw, Tennessee

Best sports experience: First time I played at the Field House

Person(s) most admired: My parents

If I could play another UW sport it would be: Softball

Best UW road trip: Australia

My basketball superstitions: I wear my grandfather's state basketball medal and give it to my mother during warmups

Years from now I'll remember BadgerBall for: The friends, life lessons, and great quality basketball

Dream as a collegiate player: To play to my personal potential and lead my team to our potential


How has the Kohl Center impacted you? Life is easier. Everything is centrally located and we are recognized throughout the nation for a high-quality facility

What's it like living in the No. 1 place in the country? I couldn't imagine myself anywhere else

Major: Communication Arts



24 Dee Dee Pate



**Senior
5-5 Guard
Milwaukee, WI
Washington High School
Coach: Pam Kruse**

Pate's Career Single Game Highs

Points—13 vs. UW-Milwaukee,
11/24/96 & vs. Siena 3/14/99
Field Goals—6 vs. UW-Milwaukee,
11/24/96
Field Goal Att.—8 vs. Michigan State
3/17/99 & UW-Milwaukee
11/24/96
3-Pt. goals—1 several times
3-Pt. Att.—2 (several times)
Free Throws—11 vs. Siena 3/14/99
Free Throw Att.—12 vs. Siena
3/14/99
Rebounds—9 vs. Memphis 3/20/99
Assists—13 vs. Memphis 3/20/99
Steals—7 vs. Notre Dame 12/8/97
Blocks—1 vs. Tennessee 12/20/97

Pate's NCAA Participation

1998: 1st Round, Gainesville, FL

Of Special Note:

- Led team in assists with 3.3 per game
- 1998 Big Ten all-Star tour member where she led team in assists
- State high school team won a record three consecutive Div. I championship titles

1998-99: Started 20 games and established career highs at the end of the season with 13 points hitting 11 of 12 free throws and adding six rebounds versus Siena in the WNIT ... the 5-5 speedster became a part-time starter her sophomore year and started 23 games as a junior ... increases the pulse of the Badger running attack and is the main press breaker ... is hearing impaired, but doesn't believe her hearing loss is a disability; watches the coach, reads lips, or listens to teammates to know the plays called in ... tied for first in assists with a career-best 3.3/game, was second in steals (1.8), and added 3.6 points per game ... had a mentor her freshman year in former Badger pro point guard Keisha Anderson (ABL's Colorado Xplosion) ... **1997-98:** Started 21 games sharing the point duties with Katie Voigt ... adds great speed and defense ... has good court vision ranking second on the team in assists (2.9), and third in steals (1.3) ... one of the team's best free throw shooters (converted 46-61 for .754 percent) ... nearly doubled her points and minutes from freshman year averaging 3.8 points and 22.5 minutes per game ... one of two Badgers to participate in the Big Ten all-Star tour of Europe the summer of 1998 where she led in assists with 2.75 per game, and was the fourth leading scorer averaging 9.5 points ... **1996-97:** Played in all 27 games averaging nine minutes ... adds great speed and has good court vision ... had career highs of 13 points six steals and five assists ... had great coaching and success in high school as state tournament champions three years ... **High School:** Two-time honorable mention *Street and Smith* prep all-American ... averaged 10 points, six assists and five steals ... named all-state first team three straight years by the *Associated Press* ... lightning-quick guard considered one of the best in the nation ... led her team to an unprecedented three-straight WIAA state division I titles and a 75-5 record over three years, the first girls team in state history to *three-peat* ... can penetrate or take the three-pointer ... ranked 64th nationally by the *Blue Star Index* ... honor roll student four years, participated in student government

Pate's Career Record

Season	G/S	FG	FGA	PCT	3PT	3PTA	PCT	FT	FTA	PCT	REB	AVG	PF/D	A	TO	BL	ST	MIN	PTS	AVG
1996-97	27/1	19	45	.422	0	4	.000	7	14	.500	30	1.1	25/0	34	41	0	22	246	45	1.7
1997-98	31/21	35	95	.368	2	9	.222	46	61	.754	54	1.7	66/3	89	76	1	39	698	118	3.8
1998-99	31/23	38	112	.339	5	27	.185	32	61	.525	72	2.3	70/2	107	100	0	56	757	113	3.6
TOTALS	89/45	89	252	.365	7	40	.175	85	136	.625	156	1.8	161/5	230	217	1	117	1701	276	3.1

Dee Dee Pate Up Close and Personal

Personal: Born 8-3-77; parents are Ernest and Gladys Pate; Nickname is Dee Dee

Favorites: Subject: Science ... Meal: Fried chicken and French fries ... Color: Navy blue ... Vacation Spot: Florida ... Favorite sports other than basketball: Bowling ... Favorite Activities: Shopping, going to movies, bowling, cracking jokes, collecting money

Persons most admired: My parents and my brother

Most memorable basketball achievement: Winning three state high school championships

My favorite things: Clothes, \$, a car

Favorite cartoon character: Tom and Jerry

Favorite thing about Australia: Whitewater rafting

Toughest opponent I've faced: Keisha Anderson (former UW teammate)

If I could play another UW sport it would be: Golf

Best UW road trip: Santa Barbara 1996-I had not been there and I met several relatives

Most prized possession is: My family

Years from now I'll remember BadgerBall for: The BadgerBall family and all the opportunities provided


How has the Kohl Center impacted you? It made me realize how everyone's behind us and cares about our team's success

Is there any significance attached to your uniform number? It was my number at high school where my teammates and I won three titles

What's it like living in the No. 1 place in the country: I can't begin to explain but there is no other place like it

Career goal: Graduate in four years, go on to graduate school

Major: Social work



25 LaTonya Sims



Junior
6-3 Forward/Guard
Racine, WI
Washington Park
Coach: Jim Kerkvliet

Sims's Career Single Game Highs

Points—34 vs. UC-Santa Barbara
 11/20/98
 Field Goals—14 vs. UC-Santa Barbara
 11/20/98
 Field Goal Att.—20 vs. UC-Santa
 Barbara 11/20/98
 3-Pt. Goals—2 vs. Memphis 3/20/99
 3-Pt. Att.—3 (twice)
 Free Throws—9 vs. Mississippi
 12/19/97 & Indiana St. 3/11/99
 Free Throw Att.—12 vs. UW-
 Milwaukee 11/25/97
 Rebounds—13 vs. Michigan 1/23/98
 Assists—3 several times
 Steals—5 vs. Bowling Green
 11/15/98
 Blocks—4 vs. Ohio State 2/27/99

Sims's NCAA Participation

1998: 1st Round at Gainesville, FL

1998-99: Named 1999 first-team all-Big Ten by the media and second team by the coaches; 1999 team MVP ... the 1998 Big Ten Freshman of the Year picked up her game since last season hitting double figures in all 32 games last season establishing the school record at 44 consecutive games and still counting to begin 99-00 ... led the Badgers and ranked third in Big Ten Conference scoring with 18.0 points per game ... tied for team honors in rebounds (6.7) and was third in steals with 1.5/game ... Wisconsin's first prep first-team all-American recruit, the 6-3 forward can play guard-forward or center and will move to the small forward position as a junior ... great leaper with a picturesque turnaround jump shot, also has the ability to post up or drive, and has put up some big numbers including a 34-point career performance against UC-Santa Barbara ... set the UW freshman scoring and rebounding records that were broken by teammate Jessie Stomski ... had five double-doubles; named to the WNIT and Rice Invitational all-tourney teams ... Big Ten Player of the Week 11/23/98 ... member of the 1999 Big Ten All-Star tour of Europe ... **1997-98:** Named Big Ten Freshman of the Year by vote of both conference coaches and media ... rewrote freshman scoring (392) and rebounding (214) records for the first time since Theresa Huff in 1980 ... Summer participant in the Team USA Olympic Development camp to tryout for positions on the U.S.A. junior teams ... had a career high 23 points at Big Ten tourney vs. Michigan missing just one field goal (8-9 or 88.9%) and one free throw (7-8 or 87.5%) ... had seven double-doubles including four-straight in January ... started the first 13 games at post for the injured Amy Wiersma and became a regular in the lineup starting 27 of 31 games on the season ... named all-Big Ten honorable mention by a vote of both panels and was the only freshman to figure among the top scorers (16th) and rebounders (9th) in the Big Ten Conference ... ranked first on the team in rebounding (6.9) and third in scoring with 12.6 points per game ... opened her freshman year against Stanford collecting her first career double-double with 20 points and 12 boards ... had a career high 13 rebounds against Michigan ... led the team in blocks with 19 ... also ranks first in UW Freshmen Records in free throws made (88) and attempted (134) and is third in field goals made (152) and Pct. (50.2) ... **High School:** First UW recruit to be honored nationally as a Women's Basketball Coaches Association/Nike prep all-American ... also UW-Madison's first multiple *Parade* All-American as a first team honoree in 1997, and as one of just nine juniors to make the fourth team in 1996 ... 1997 Associated Press, Wisconsin's Miss Basketball, and a two-time Gatorade Player of the Year for the state of Wisconsin in 1996 and 1997 ... accumulated 665 points for a 26.2 scoring average as a senior adding 10.9 rebounds, 2.3 assists, 3.6 steals and 4.0 blocked shots per game ... led her team to the 1997 WIAA State Championship with a 25-1 record ... she set both the Racine Park scoring (2,005) and rebounding (1,496) all-time records her senior year, breaking the scoring record of held by former UW player, Keisha Anderson ... has been rumored to be able to dunk ... as a junior shot .549 percent from the floor and averaged 21.1 points, 10.8 rebounds, 3.8 blocks, 3.6 steals and 2.2 assists ... three-time Racine Journal Times all-Racine County Player of the Year ... three-year member of the school's honor roll, and was active in the Future Business Leaders of America

Of Special Note:

- 1999 first-team all-Big Ten
- Big Ten's top returning scorer (18.0 ppg)
- Begins junior season with streak of 44-straight games of double-figure scoring
- 1999 Big Ten all-Star tour member
- 1998 Big Ten Freshman of the Year
- Wisconsin's first *Parade* first-team all-American recruit (1997)
- 1997 Wisconsin AP and Gatorade State Player of the Year and Miss Basketball

Sim's Career Record

Season	G/S	FG	FGA	PCT	3PT	3PTA	PCT	FT	FTA	PCT	REB	AVG	PF/D	A	TO	BL	ST	MIN	PTS	AVG
1997-98	31/27	152	303	.502	0	0	.250	88	134	.657	214	6.9	83/1	22	64	19	31	903	392	12.6
1998-99	32/32	222	461	.482	10	34	.294	123	177	.695	213	6.7	87/3	33	94	27	47	1058	577	18.0
TOTALS	63/59	374	764	.490	10	34	.294	211	311	.678	427	6.8	170/4	55	158	46	78	1961	969	15.4

LaTonya Sims Up Close and Personal

Personal: Born 1-8-79; parents are Eugene and Brenda Sims; mom was pictured in 1968 *Sports Illustrated* Faces in Crowd for breaking the national interscholastic record for the 50 yd low hurdles; Nickname is 'LT'

Favorites: Subject: Spanish ... Food: Pizza ... Color: Black ... Activities: Shopping, writing children's books ... Vacation Spot: New Orleans ... Favorite Sport other than basketball: Volleyball

My favorite things: Anything black, pictures of my family, money

Favorite spot on campus: State Street

Favorite thing about Australia: Great Barrier Reef

Favorite cartoon character: Smurfette

If I could have any job it would be:

A supermodel

Autobiography title: *LaTonya X*

If I could bring one thing from

home it would be: My family

Person(s) most admired: My parents, my three grandmothers, God

The community service I like the most is: Working with kids

Most memorable basketball

achievement: State title, AAU trip to China 1996, All-America game 1997

Best sports experience: Winning state tournament in 1997

Toughest opponent I've faced: My brother Eugene, Jr.

To calm my nerves before a game I:

Listen to music

In preseason training I worked on:

My jump shot and conditioning

My most prized possession is: Life and my beautiful family

Dream as a collegiate player: Win the Big Ten and the NCAA Championship

What do you do on your days off from basketball? I shop 'til I drop!

What motivates you? My self-determination


Which is your favorite professional basketball team and why? The Houston Comets because they have determination and a championship attitude

What's it like living in the No. 1 place in the country: It's

Grrrrreat!!!!

Major: Spanish

Career goal: Business, basketball, modeling



30 Tamara Moore



**Sophomore
5-11 Guard
Minneapolis, MN
North Community High
School
Coach: Faith Johnson**

Moore's Career Single Game Highs

Points—28 vs. Indiana State
3/11/99
Field Goals—10 vs. Indiana
State 3/11/99
Field Goal Att.—14 vs. Indiana
State 3/11/99 and vs. Michigan
1/31/99
3-Pt. Goals—2 several times
3-Pt. Att.—5 twice
Free Throws—9 vs. UC-Santa
Barbara, 11/20/98
Free Throw Att.—14 vs. UC-
Santa Barbara, 11/20/98
Rebounds—12 vs. Western
Kentucky 12/10/98
Assists—9 vs. Siena 3/14/99
Steals—6 vs. Stanford
11/29/98
Blocks—4 vs. Arkansas
3/23/99

1998-99: Name pronounced ta MAR a ...named to the WNIT all-tournament team... ranked third in team scoring (10.8) ... only UW frosh to ever lead team in three categories—tied for first in assists (3.3), was first in steals (2.5), and led in free throw percentage (.811); was second in three-point shooting (19-56) ... set the UW frosh steals record with 80 and ranked fourth in the Big Ten ... lived up to her autobiography title, "Moore in Store" ... wowed UW fans with her ball handling and spin moves ... had career highs in the WNIT game against Indiana State with 28 points on 10-of-14 shooting and sinking 7-of-7 free throws; also had nine assists ... played the one, two or three positions ... an astute student of the game; extremely athletic and gifted player with a great personality ... has the ability to take over a game with her scoring, rebounding or defensive bursts ... earned team defensive and free throw excellence awards

High School: 1998 Minnesota Player of the Year and 'Miss Basketball' ... averaged 24.6 points, 11.2 rebounds, 7.0 assists and 6.0 steals and hit 63 percent from the field her senior season ... led her team to a 56-2 record the past two seasons including the 1998 Minnesota State class 3A championship with a 29-0 record ... team ranked 13th in the final USA Today poll.... 1998 second team *Parade* All-American and *USA Today* High School third team all-American ... Nike/WBCA prep all-American with her invitation to the all-star game where she recorded 13 points, 7 rebounds and 4 steals ... Minnesota POY by both the Associated Press and the Minneapolis Star Tribune ... one of 12 named to the U.S. team participating in the 19-under Women's World Championship in July in New Orleans ... *Street and Smith* all-American was a four year starter who led the Minneapolis City Conference in scoring four consecutive seasons becoming the all-time leading scorer at North with 2,256 career points ... also collected 1,044 rebounds, 547 steals, and 530 assists in 111 games ... 1996 AAU state championship team ... all-Metro selection three years and two-time Class 3A Player of the Year in basketball ... was coached by former Badger Faith Johnson (1980-85) ... also lettered in volleyball and softball three years, and one year in track ... served as the student council president two years, honor roll, graduated with a 3.5 cumulative grade point average

Of Special Note:

- 1999 WNIT all-tournament team
- Nike/WBCA prep all-American
- 1998 *Street and Smith* prep all-American
- 1998 second team *Parade* All-American and *USA Today* High School third team all-American
- 1998 Minnesota AP Player of the Year and Miss Basketball
- 1998 Minnesota state champion team 29-0

Moore's Career Record

Season	G/S	FG	FGA	PCT	3PT	3PTA	PCT	FT	FTA	PCT	REB	AVG	PF/D	A	TO	BL	ST	MIN	PTS	AVG
1998-99	32/26	121	273	.443	19	56	.339	86	106	.811	158	4.9	101/6	107	145	25	80	928	347	10.8
TOTALS	32/26	121	273	.443	19	56	.339	86	106	.811	158	4.9	101/6	107	145	25	80	928	347	10.8

Tamara Moore
Up Close and Personal

Personal: Born 4-11-80; parent is Rita Johnson; Nickname is TEE

Favorites: Subject: African-American history ... Food: Lasagna ... Color: Orange ... Activities: Going to movies, shopping, listening to music ... Vacation Spot: Tennessee ... Favorite Sport other than basketball: Volleyball and softball

Person(s) most admired: My mother

Favorite Spot on Campus: Fetzer Academic Center

What was your favorite thing about Australia? Scuba diving

What was your favorite Australian custom? After I said thank you they said "No worries"

What is your favorite cartoon character? Lala the Teletubbie

Autobiography Title: "Moore in Store"

If I could bring one thing from my hometown, I'd bring: The Mall of America

Years from now I'll remember BadgerBall for: All of the great fans

The last CD I bought: Lauryn Hill

The community service activity or group I most like: Helping serve the homeless food on Thanksgiving Day

Who would play you in a movie about your life? Tia and Tamera Mowery

The one word that describes me is... Outgoing


My favorite female professional basketball player... Cynthia Cooper, Houston Comets and Nykesha Sales

Best sports experience: Winning the 1998 state tournament and going 29-0


Dream as a collegiate player: To be an impact player and take Wisconsin to the Final Four

Major: Child and Family Studies

Career goal: Play professionally, or teach 5-6 grade and coach high school basketball



32 Kyle Black



**Sophomore
5-11 Guard
Indianapolis, IN
North Central High School
Coach: Alan Vickrey**

Black's Career Single Game Highs

Points—18 vs. Western Kentucky
12/10/98
Field Goals—6 vs. W. Kentucky
12/10/98
Field Goal Att.—14 vs. W. Kentucky
12/10/98
3-Pt. Goals—4 vs. Michigan 1/31/99
4 vs. Ohio State 2/27/99
3-Pt. Att.—10 vs. Western Kentucky
12/10/98
Free Throws—4 vs. Indiana State,
3/11/99 and vs. Memphis 3/20/99
Free Throw Att.—5 vs. Memphis
3/20/99
Rebounds—6 vs. Indiana 1/10/99
Assists—7 vs. Northwestern
1/22/99
Steals—3 vs. Penn State 1/29/99
Blocks—1 vs. Ohio State 2/27/99

1998-99: Badger's premier three-point shooter moving to sixth on the career charts while hitting 36-of-103 for .350 pct.; ranks second in all frosh three-point shooting categories ... found her range in the college game with career highs of 18 points versus Western Kentucky and seven assists versus Northwestern ... counted on as the primary zone breaker and a defensive spark off the bench ... hit 4-of-5 three pointers against Michigan and hit 4-of-6 three-pointers at the Big Ten Tournament versus Ohio State ... played some point guard in addition to shooting guard ... averaged 6.1 points/game ... earned the sixth player team award for her energetic play off the bench ... **High School:** Earned all-State, and *Star/News* all-County honors for the second year while setting all-time school records in scoring with 1425, steals (245) and assists (274) ... had a season high 36 points against Columbia City ... senior averages were 17.9 points, 6.0 rebounds, 2.8 steals and 3.0 assists ... shot 51 percent from the floor (165-325), including .374 from the three point line (40-107) and 74 percent from the line (77-104) ... a first-team Indiana all-State pick her senior year, she was named an Indiana all-Star and participated in the Indiana-Kentucky prep all-Star game in the summer of '98 ... was a member of the played in Indiana's Finest black 16-under AAU state championship team three years and played on the 1995 AAU national championship team and the national runnerup team in 1997 earning AAU all-American honors... averaged 17.1 points, 7.7 rebounds, 3.7 steals and 4.1 assists as a junior ... recorded the school's first triple double with 17 points, 11 rebounds and 11 steals in a game ... cross country runner in the fall, she also excels as the school record-holder and state finalist in the discus (124-8) and ranks third in her school's records in the shot (37-11) ... member of National Honor Society and a Spell Bowl team member

Of Special Note:

- First-team all-State
- 1998 Indiana all-Star
- 1997 AAU All-American second team as runnerup national champions
- 1995 AAU national champion team member

Black's Career Record

Season	G/S	FG	FGA	PCT	3PT	3PTA	PCT	FT	FTA	PCT	REB	AVG	PF/D	A	TO	BL	ST	MIN	PTS	AVG
1998-99	32/1	65	166	.392	36	103	.350	30	40	.750	71	2.2	31/0	50	58	1	19	622	196	6.1
TOTALS	32/1	65	166	.392	36	103	.350	30	40	.750	71	2.2	31/0	50	58	1	19	622	196	6.1

Kyle Black
Up Close and Personal

Personal: Born 3-4-80; parent is Anne Black

Favorites: Subject: Science ... Food: Peaches ... Color: Blue ... Activities: Photography, watching other sports like football, working with children ... Vacation Spot: Colorado mountains ... Favorite Sport other than basketball: Football

My favorite things: My kitten Maggie and my cd player

Person(s) most admired: My mom

Best sports experience: Playing in Europe at 16 and going to Australia this past summer

What was your favorite thing about Australia? Feeding the kangaroos and scuba diving at the Great Barrier Reef

Favorite Spot on Campus: Paisan's (restaurant)

Favorite Cartoon Character: Tigger from Winnie the Pooh

Autobiography Title: "One Step Closer"

If I could bring one thing from my hometown, I'd bring: Holiday Park

My Most Prized Possessions are: My family, my friends and my music

Dream as a Collegiate Player: To help lead the Badgers to a national championship

Years from now I'll remember

BadgerBall for: Being my home away from home (because of the team and fans)

The last CD I bought: "Forever" by Puff Daddy

The community service activity or group I most like: Serving food to the homeless on Thanksgiving Day

Who would play you in a movie about your life? Sandra Bullock


The one word that describes me is... Humble

My favorite female professional basketball player.... Nikki McCray, Washington Mystics

If I could have any job it would be: An astronaut

Major: Undeclared

Career goal: Become a collegiate basketball coach; own my own restaurant





**Sophomore
6-3 Forward
Oakdale, MN
Tartan High School
Coaches: Lisa Dooley and
Brian Peterson**

**Stomski's Career
Single Game Highs**

Points—34 vs. Ohio State 2/12/99
Field Goals—12 vs. Ohio State
2/12/99
Field Goal Att.—17 vs. Ohio State
2/12/99
3-Pt. Goals—0
3-Pt. Att.—1 twice
Free Throws—11 vs. Illinois 2/19/99
Free Throw Att.—14 vs. Illinois
2/19/99
Rebounds—14 vs. Michigan 1/15/99
Assists—3 twice
Steals—4 vs. Ohio State 2/12/99
and vs. Memphis 3/20/99
Blocks—4 vs. FAMU 12/6/98

1998-99: 1999 Big Ten Freshman of the Year and named third team member of the national all-College Freshmen team by the Women's Basketball News Service ... was the only Big Ten player to make the 15-person roster ... earned second team all-Conference honors by a vote of the media, and was honorable mention in the coaches ballot ... came cooley off the bench the first five games to score double figures for the Badgers and started 26 games ... Badger's second-leading scorer with 14.3 points and tied Sims for rebounding honors with 6.7 ... set UW career field goal percentage mark and ranked second in the Big Ten hitting .572 (182-318) ... gifted, strong, mobile post player with great range and an accurate eye ... first UW frosh to score over 400 points as she reset the UW freshmen scoring mark with 459 points and tied the rebound mark with 214 ... set the UW frosh single game scoring record with 34 points vs. Ohio State (2/12) and had 14 rebounds vs. Michigan ... had six double-doubles ... **High**

School: Was the dominant center in the state averaging 28.1 points and adding 12.7 rebounds, 3.5 assists, and 3.1 steals. ... earned first team all-state Class AAAA and Pioneer Press All-Metro selection ... is a three-time all-conference selection and an all-state player in volleyball and track ... collected 1,765 points, 878 rebounds, 159 assists and 155 steals in her career ... holds the state record for most free throws in a game with 22, including 21 in a row ... the team MVP averaged .790 from the free throw line as a senior and redefined the center position to include agility, ball handling and passing ... averaged 22 points and 10 rebounds as a junior ... played on the state 16-under Tartan-North AAU team with Badger teammate Tamara Moore scoring 25 points per game

Of Special Note

- 1999 Big Ten Freshman of the Year
- Second team all-Big Ten
- 1999 member national all-College Freshman Team
- Led UW and ranked 2nd in Big Ten in field goal pct. with .572
- First team all-State

Stomski's Career Record

Season	G/S	FG	FGA	PCT	3PT	3PTA	PCT	FT	FTA	PCT	REB	AVG	PF/D	A	TO	BL	ST	MIN	PTS	AVG
1998-99	32/26	182	318	.572	0	2	.000	95	132	.720	214	6.7	112/0	33	86	24	33	936	459	14.3
TOTALS	32/26	182	318	.572	0	2	.000	95	132	.720	214	6.7	112/0	33	86	24	33	936	459	14.3

Jessie Stomski
Up Close and Personal

Personal: Born 1-2-80; parents are Jeanie Marquardt and Terry Stomski

Favorites: Subject: English ... Food: Italian ... Color: Red ... Activities: Sports, writing, being with friends, reading ... Vacation Spot: Sydney, Australia ... Movie: Austin Powers ... Favorite Middle Name: Olga ... Favorite Sport other than basketball: Boxing

My favorite things: My cat Angelo, traveling, having fun!

Person(s) most admired: Michael Jordan

Favorite Spot on Campus: State Street

Favorite cartoon character: Inspector Gadget and Scooby Doo

Favorite thing about Australia? All of our adventure; scuba diving, whitewater rafting, bunge jumping, jungle tour

Autobiography Title: "Movin' On Up"

If I could bring one thing from my hometown, I'd bring: Wally Czerviak (Minnesota Timberwolf baseball player)

My basketball superstitions: Too many to count

If I could play another UW sports it would be: Volleyball

What do you do on your days off from basketball workouts? Hang out with friends and relax

If I could have any job, I'd be: Roller Derby competitor

The community service activity or group I most like: Visiting the children's hospital

Years from now I'll remember BadgerBall for: Friends made and good times


Who would play you in a movie about your life? Janeanne Garraffelo

The one word that describes me is... Mischievous

Dream as a collegiate player: Win an NCAA Championship

Major: Letters and Science

Career Plans: Own a business



45 Krista Bird



Junior
6-3 Center
Owatonna, MN
Owatonna High School
Coach: Barry Olson

Bird's Career Single Game Highs

(injured first 14 games as a freshman)

Points—8 (twice)

Field Goals—4 vs. Bowling Green

11/15/98

Field Goal Att.—8 vs. Bowling Green

11/15/98

3-Pt. Goals—0

3-Pt. Att.—0

Free Throws—2 several times

Free Throw Att.—4 (twice)

Rebounds—9 vs. UW-Milwaukee

11/17/98

Assists—1 several times

Steals—2 vs. Bowling Green

11/15/98

Blocks—2 vs. Bowling Green

11/15/98

Bird's NCAA Participation

1998: 1st Round at Gainesville, FL

1998-99: Started out having a career year as she set career highs eight points and nine rebounds in the first two games ... added 2.9 points and 2.4 rebounds as a reserve post player ... spent much of her time on the bench with a broken bone in her foot both her freshman and sophomore seasons ... after sitting out half of 1997-98 with a broken foot, she broke the same bone Jan. 1 and played only 14 games ... has a deadly shot in the post or from 15 feet facing the basket ... **1997-98:** Began the season with a fractured right foot that required surgery and rehabilitation ... was on crutches for six weeks and missed the first 14 games. ... played sparingly averaging just four minutes per game at center due to her lack of practice and conditioning because of injury ... is a very capable scorer and rebounder ... has a nice touch from the free throw line where she is a perfect four of four ... **High School:** Averaged 18.4 points, 8.7 rebounds, 3.2 blocks and 2.2 assists as a senior leading team to the state tournament in 1997 and a 20-4 record ... hit 75.9% of her free throws (63-83) an 60.6% of her field goals (189-311) ... four-year varsity player with a career hitting percentage of 56.3% of her field goals (527 for 936) and 74.2% of her free throws (190-256) ... also recorded the top three field-goal percentage marks in school history with 60.6% as a senior, 54.6% as a sophomore and 53.8% her junior season, and has the school's top free-throw mark (84.4%), set in 1995-96 ... junior stats include averages of 17.8 points, 10.5 rebounds, 4.8 blocks and 2.3 assists to help Owatonna to a 19-5 record ... also recorded 151 blocks, hit 84.4% of her free throws (92-109) ... hails from Owatonna (Class AA), located about 50 miles south of the Twin Cities

Krista Bird Up Close and Personal

Personal: Born 12-15-78; parents are Pam Bird and Mark Bird; Nickname is Big Bird, K.B.

Favorites: Subject: Afro-American studies ... Food: Lasagna ... Color: Navy Blue ... Activities: Playing volleyball, basketball, traveling ... Vacation Spot: Australia ... Favorite Sport other than basketball: Volleyball

My favorite things: Listening to music, basketball, hanging out with friends, travel

Favorite spot on campus: Kohl Center

Favorite cartoon character: Big Bird

Person(s) most admired: My mom

My most prized possession is: My family

Most memorable basketball achievement: Going to the NCAA tournament


Best sports experience: Going to the WNIT Championship

Dream as a collegiate player: Get to

the Final Four Championship game
The community service I like the best is: Helping children

Major: Sociology/Behavioral Science & Law

Career goal: Go to law school and make a lot of money!



Bird's Career Record

Season	G/S	FG	FGA	PCT	3PT	3PTA	PCT	FT	FTA	PCT	REB	AVG	PF/D	A	TO	BL	ST	MIN	PTS	AVG
1997-98	10/0	2	8	.250	0	0	.000	4	4	1.00	11	1.1	3/0	0	4	1	0	35	8	0.8
1998-99	14/0	18	49	.367	0	0	.000	4	9	.444	34	2.4	21/0	3	9	4	8	181	40	2.9
Totals	24/0	20	57	.351	0	0	.000	8	13	.615	45	1.9	24/0	3	23	5	8	216	48	2.0



**Sophomore
6-4 Center
Stevens Point, WI
Stevens Point Area
High School
Coach: Kraig Terpstra**

Jirovec's Career Single Game Highs

Points—4 vs. Indiana State 3/11/99
Field Goals—1 vs. FAMU/PSU
Field Goal Att.—2 vs. FAMU 12/6/98
2 vs. Northwestern, 1/22/99
3-Pt. Goals—0
3-Pt. Att.—0
Free Throws—4 vs. Indiana State
3/11/99
Free Throw Att.—4 vs. Indiana State
3/11/99
Rebounds—4 vs. Indiana State
3/11/99
Assists—0
Steals—1 vs. FAMU 12/6/98
Blocks—0

52 Sarah Jirovec

1998-99: (Pronounced Jih RO vic) gathered valuable experience as a reserve post player receiving more playing time during the Big Ten Conference season due to the injuries to Amy Wiersma and Krista Bird ... accurate from the free throw line hitting seven-of-eight for .875 percent ... **High School:** Earned first-team all-conference honors while averaging 11.5 points and 8.5 rebounds and hit 50.3 percent from the floor as a senior ... a Wisconsin AAU standout, showed great improvement from her junior year when she averaged 5.8 points and 4.8 rebounds per game ... picked to play in the Wisconsin Basketball Coaches Association all-star game in the summer of '98 ... honor roll member since the seventh grade ... also participated in track and volleyball

Sarah Jirovec Up Close and Personal

Personal: Born 8-10-80; parents are Dan and Lenore Jirovec; Nickname is Big J

Favorites: Favorite Subject: Biology ... Favorite Food: Baked spaghetti ... Favorite Color: Pink ... Vacation Spot: Arizona ... Favorite Sport other than basketball: Volleyball

My favorite things: Being with friends, sports spectating, shopping, rollerblading

Favorite cartoon character: Elroy from the Jetson's

Favorite thing about Australia: Diving at the Great Barrier Reef

Favorite Spot on Campus: State Street

Person(s) most admired: My parents
Autobiography Title: "Sunshine on a Rainy Day"

If I could bring one thing from my hometown, I'd bring: My house

If I could have any job, I'd be: A college basketball coach

My most memorable basketball achievement so far: Playing in the Junior Olympics

The last CD I bought: Sarah McLachlan

The community service activity or group I most like: Helping children

Who would play you in a movie about your life? Dharma (from Dharma & Greg)

The one word that describes me is... Happy

Most memorable basketball achievement: Playing in the junior Olympics


In preseason training I worked on: Post moves

My most prized possession is: My family

Dream as a collegiate player: Winning the NCAA Championship

Major: Letters and Science

Career goal: Become a college coach



Jirovec's Career Record

Season	G/S	FG	FGA	PCT	3PT	3PTA	PCT	FT	FTA	PCT	REB	AVG	PF/D	A	TO	BL	ST	MIN	PTS	AVG
1998-99	13/0	2	8	.250	0	0	.000	7	8	.875	11	0.8	3/0	0	6	0	1	50	11	0.8
TOTALS	13/0	2	8	.250	0	0	.000	7	8	.875	11	0.8	3/0	0	6	0	1	50	11	0.8



**Senior
6-2 Center
Portage, WI
Portage High School
Coach: Mike Hemming**

54 Missy Konieczny

1997-98: (Last name is pronounced kuh NICH nee)

Played in 31 games and her three career starts as her playing time and stats doubled as a junior ... first post off the bench with the knack for rebounding and putbacks as she led the team in field goal shooting hitting 74.7 percent (599-79) ... had 17 points vs. Michigan State and averaged a career-best 4.7 points and 2.6 rebs/game ...

1997-98: Was the team's most improved player becoming more of a presence in the lineup as a sophomore

averaging 6.6 quality minutes in relief at the post ... worked on her shooting and rebounding and gained strength over her freshman year ... averaged 1.6 points and almost two rebounds per game with a career high of eight rebounds against Southwest Louisiana ... is a good free throw shooter hitting 75 percent of her attempts ... **1996-97:** Showed some offensive power but played a reserve role and learned to adjust to college ball ... played in 25 games and averaged 7.3 minutes ... had a career high 11 points against Northern Iowa ... **High School:** Team MVP while leading her 1996 team to the division 2 state semifinals and a 22-3 record ... earned 1996 second team *Associated Press* all-state honors ... averaged 19.2 points, 12.4 rebounds and four blocks while shooting a school record 68 percent from the floor ... finished her career as the school's all-time leading scorer and rebounder with 1,726 points and 1,078 rebounds ... ranked second in state scoring with 536 points as a junior ... very athletic, has great balance, runs the floor very well ... also lettered in track two years (MVP frosh and sophomore years) in the high jump, shot put, 300m hurdles, and as a member of the mile relay ... lettered in tennis as a senior ...

Of Special Note:

■ 1999 Big Ten all-Star tour member

■ 1998 UW Most Improved Player Award

Konieczny's Career Single Game Highs

Points—17 vs. Michigan State

1/8/99

Field Goals—8 vs. Michigan State

1/8/99.

Field Goal Att.—10 vs. Michigan

State 1/8/99

3-Pt. goals—0

3-Pt. Att.—0

Free Throws—5 vs. SWLA 11/28/97

Free Throw Att.—7 twice

Rebounds—10 vs. FAMU 12/6/98

Assists—2 several times

Steals—1 several times

Blocks—2 (twice)

Konieczny's NCAA Participation

1998: 1st Round, Gainesville, FL

Konieczny's Career Record

Season	G/S	FG	FGA	PCT	3PT	3PTA	PCT	FT	FTA	PCT	REB	AVG	PF/D	A	TO	BL	ST	MIN	PTS	AVG
1996-97	25/0	14	34	.412	0	0	.000	14	23	.609	40	1.6	28/0	6	20	8	1	183	42	1.7
1997-98	28/0	13	25	.520	0	0	.000	18	24	.750	51	1.8	23/0	5	24	0	2	179	44	1.6
1998-99	31/3	59	79	.747	0	0	.000	28	49	.571	80	2.6	46/0	13	30	6	9	402	146	4.7
Totals	84/3	86	138	.623	0	0	.000	60	96	.625	171	2.0	97/0	24	74	14	12	764	232	2.8

Missy Konieczny Up Close and Personal

Personal: Born 2-5-78; parents are Carol and Roger Konieczny

Favorites: Subject: Journalism ...
Meal: Spaghetti ... Color: Red ...
Favorite Place to Vacation:
Western states ... Favorite sports
(other than basketball): tennis ...
Favorite Activities: Fishing, travel-
ing, spending time with my two
nieces, biking

Favorite cartoon character:

Tasmanian Devil

Favorite thing about Australia:

Whitewater rafting

If I could have any job I would

be: Touring with different bands

If I could bring one thing from

my hometown it would be: A
yard

Person most admired: Mother

Toughest opponent I've faced: My
own confidence level

Favorite arena where I've played:

Iowa

Best sports experience: Traveling

**To calm my nerves before a
game I:** Chew gum

If I could play another UW sports

it would be: Track and field

Best UW road trip: Santa Barbara

1996—we were next to the ocean

In preseason training I worked

on: Getting stronger

My most prized possession is:

My toy monkey

Dream as a collegiate player:

Achieve being at the Final Four

Years from now I'll remember

what about BadgerBall:

Intensity and determination

What has Title IX meant to me:

An equal opportunity to receive
education through scholarships

My favorite professional

women's basketball team is:

All of them because they have
conquered a new level


How has the Kohl Center

impacted your life? Being part
of history, like opening the Kohl
Center, makes me realize how for-
tunate we are

What's it like living in the No. 1

place in the country: Busy

Major: Agricultural journalism





22 Leah Hefte

Freshman
5-11 Guard
McFarland, WI
McFarland High School
Coach: Susan Murphy

High School: Averaged 21.1 points, 4.8 rebounds, 3.2 assists and 3.9 steals as a senior and four-year starter for McFarland High School ... led the Spartans to the WIAA Division 2 state title appearing as the heroine in several fourth quarter clutch plays ... set seven state tournament records including scoring 67 points in two games ... led McFarland to a perfect 26-0 record capping four consecutive Capitol Conference basketball titles and four appearances in WIAA state play ... Capitol Conference MVP two straight years ... earned first team Associated Press all-State honors and was the *Wisconsin State Journal* and *The Capital Times* all-Area Player of the Year ... participated with AAU team, the Oconomowoc Lakers, placing second in the state two years, and participated in the national AAU tournament three years ... an all-around athlete, she was the Rock-Capitol Conference doubles and singles tennis champion and qualified for the state tennis tournament in singles play as a junior ... ran on McFarland's Division 2 state 800-meter relay team that placed second her freshman year, and was third in 1997 ... set the McFarland high jump school record at 5-4 as a freshman and sophomore ... earned academic honors and was a member of the National Honor Society and high honor roll

Of Special Note:

- 1999 Wisconsin Div. 2 State Championship team 26-0
- First team all-state
- Capitol Conference MVP
- Madison Newspaper's Area Player of the Year

Leah Hefte Up Close and Personal

Personal: Born 9-28-80; parents are John and Sandy Hefte; Nickname is Punky

Favorites: Favorite Subject: English ... Favorite Food: Strawberries ... Favorite Color: Blue ... Activities: Boating, tennis, hanging out with friends, traveling ... Vacation Spot: Florida ... Favorite Sports (other than basketball): tennis ... Favorite spot on campus: Union

My favorite things: My basketball court in the front yard, my dog, my friends

Favorite cartoon character: Ariel (the Little Mermaid)

If I could bring one thing from my hometown I'd bring: The fans

Person(s) most admired: My brother Mark

Most memorable basketball achievement: Winning the 1999 Girls' State Basketball championship

My basketball superstitions: Always eat an orange or a pear and a sub sandwich before the game

In preseason conditioning I worked on: Strength, speed, shooting, defense

If I could play another UW sport it would be: Tennis

If I could have any job I would: Own my own business

Most prized possession is: My family and friends

Dream as a collegiate player: To win an NCAA Championship

What would you be doing if you weren't playing college basketball? Going to college and playing tennis

Which is your favorite women's pro basketball team? The Comets because I think Sheryl Swoopes is a great player

Why did you pick your jersey number: 22 is the number my brother wore in high school

What motivates you? People who are better than me

What's it like living in the No. 1 place in the country? Fun and exciting

Major: Pre-elementary education

Career goal: To be successful at whatever I do



**Freshman
6-0 Forward
Stoughton, WI
Stoughton High School
Coach: Rich Hall**

43 Kristi Seeger

High School: Averaged 15.8 points, 9.4 rebounds, 4.0 assists and 4.4 steals per game as her team finished 14-8 losing in the WIAA state sectional semifinal ... as a junior she led her team to a school-best 24-1 record and its first WIAA state tournament appearance ... projected as a three-four player, Seeger can post up, penetrate, pass or shoot the three ... named first team all-Badger Conference for the fourth straight year while earning all-area *Wisconsin State Journal* and *Capital Times* honors ... Associated Press all-State third team honoree, she missed three games during the season due to illness, but still led her conference in scoring averaging 15.5 points ... completed her four-year career with 1,216 points (14.5 average), and had 634 rebounds for a 7.5 average ... was the 1998 Badger Conference and WSJ Area Player of the Year, and earned AP second team all-state honors ... nine-time letter winner as a junior, she is an all-conference player in volleyball and softball, and holds the school record for freshman in the shot put, discus and triple jump ... an academic honors student, she is a member of the Philo Club and a TAG (Talented and Gifted) member as well as on the high honor role and listed in *Who's Who* Among High School Students

Of Special Note:

- 1999 first team all-area and third team all-state; AP second team all-state in 1998
- Letter winner as an all-conference performer in basketball, volleyball, softball and track & field
- An academic honors student and member of TAG (Talented & Gifted)

Kristi Seeger Up Close and Personal

Personal: Born 7/4/81; parent is Lynne Seeger; Nickname is Kriddy

Favorites: Favorite Subject: English ...

Favorite Food:

Tacos/subs/Grandma's apple pie ...

Favorite Color: Green ... Activities:

sports, movies, friends ... Vacation

Spot: Destin, Florida ... Favorite

Sports other than basketball: volleyball, softball, hockey, football

My favorite things: My family, friends, basketball, smiles

Favorite cartoon character: Tiger-Tiger (from Winnie the Pooh)

Best sports experience: All of them

To calm my nerves before a game:

Pray and have some quiet psych-up time

Person(s) most admired: My mom

Most memorable basketball

achievement: Playing for the North at the Wisconsin all-Star game

My favorite arena where I've played: Kohl Center

In preseason conditioning I worked on: Strength, jump shot

If I could play another UW sport it would be: Volleyball

Autobiography title: "The Gym Rat"

Most prized possession is: My family, my health, my stuffed dog Herald

Dream as a collegiate player: To win an NCAA Championship


What would you be doing if you weren't playing college basketball? Playing collegiate volleyball

Why did you pick your jersey number: I had 34 in junior high and switched to 43 in high school

What motivates you? When people tell me I can't do something

Major: Undeclared

Career goal: Find a job I love to do



**Freshman
5-6 Guard
Madison, WI
West High School
Coach: Steve Benton**

1 Candace Smith

High School: Unanimous first-team Associated Press all-state selection and the Gatorade Player of the Year for Wisconsin ... named 'Miss Basketball' by the Wisconsin Basketball Coaches Association ... a three-time all-Big Eight Conference pick, she led the team to a 20-4 record and a share of the Big Eight Conference title and a second straight WIAA state division I sectional final appearance ... was a first team all-area pick by the *Wisconsin State Journal* and *Capital Times* and the WSJ City Player of the Year while averaging 15.1 points 2.7 rebounds, 3.4 assists and 3.9 steals per game ... shot .536 percent from the field including .608 percent from beyond the three-point arc, and hit 80 percent of her free throws ... career stats include two school records with 1,423 points (14.5 career ppg) and 279 assists for a career average of 3.0 assists/game ... also added 363 steals or 3.7 steals per game for her career

Of Special Note:

- 1999 Wisconsin Miss Basketball and Gatorade Player of the Year
- First team all-state
- Madison Newspapers' Player of the Year

Candace Smith Up Close and Personal

Personal: Born 7-11-87; family includes her grandmother Meckelin Smith also known as Chubbs; Nickname Choppers

Favorites: Favorite Subject: Psychology courses ... Favorite Food: Pizza & spaghetti ... Favorite Color: Blue/gray ... Activities: Buying shoes ... Vacation Spot: Hawaii ... Favorite Sport other than basketball: Track, soccer, volleyball

My favorite things: Playing basketball, being with my grandmother, buying shoes

Favorite cartoon character: Scooby Doo

Favorite book: "Their Eyes Were Watching God"

Person(s) most admired: Grandmother/mother

Favorite arena I've played in: Stevens Gym at West High School

To calm my nerves before a game I: Listen to music and get goofy

If I could play another sport at UW it would be: Soccer

If I could have any job I'd be: A judge

If I could bring one thing from my home town it would be: Nothing since Madison is my hometown

Favorite spot on campus: Kohl Center

Autobiography title: To Be Me

Most memorable basketball achievement: Being named 'Miss Basketball' and the Gatorade Player of the Year for my state

Best sports experience: Winning the games or meets I've been in

My basketball superstitions: Do whatever your instincts tell you

Most prized possession is: My grandmother, and my life, God


The community service group I like the most is: The Boys and Girls Club

Dream as a collegiate player: To reach at least the Final Four

What's it like living in the No. 1 city in America? It's great. I've lived here all my life.

Major: Undeclared

Career goal: To be something important in society



55 Nina Smith

**Freshman
6-4 Center
Waterloo, IA
West High School
Coach: Tony Pappas**

High School: Named the high school Player of the Year by *USA Today* and *Parade* Magazine ... earned the WBCA/Rawlings Prep Player of the Year award and was a runner-up for the Naismith Prep Player of the Year honor ... Iowa's Gatorade Player of the Year ... named the top prep senior prospect in the nation by the *National Basketball Report* and *America's Best* ... averaged 28.5 points, 11.3 rebounds and 3.7 blocked shots while shooting 78 percent in her senior season at West ... a two-time first team *Parade* all-American, she led her 1999 team to a 23-4 record and Class 4A state runner-up honors ... had high games of 42 points, 17 rebounds and 10 blocks, and added a three-point shot to her arsenal hitting 41 percent from three-point range as a senior while also being named Iowa's Miss Basketball ... 1998 first team prep all-American by *Street and Smith* ... was the pre-senior season player of the year by *Blue Star Report* and the *Women's Basketball News Service* based on her junior year stats of 22.1 points, 10.7 rebounds, 2.5 blocks while shooting 70 percent and leading her team to a 19-2 record ... completed her four-year career with 19 school records including 1,994 career points for a 21.9 career average ... other career marks included 1,027 rebounds (11.3 avg), 295 blocks (3.25 avg), and 71 percent field goal shooting ... West High school had a 59-5 Mississippi Valley Conference record during Smith's four years.

As a 1999 Nike/WBCA prep all-American collected 10 points, seven rebounds and had three blocks in the WBCA all-Star game at the Hartford Civic Center ... is just the second *Parade* first-team recruit signed at Wisconsin (UW's LaTonya Sims is the other) ... was the only non-senior to make the magazine's 1998 first team list, and was named to *Parade's* fourth team as a sophomore ... was selected as a member of the bronze-medal winning 1998 USA team participating in the World Youth Games in Moscow, Russia where she led the team in scoring averaging 16.2 points, added 5.7 rebounds and hit .657 while scoring in double figures in all six games ... Iowa Newspaper Assoc. all-State first team four years ... earned all-state honors in volleyball as a junior

Of Special Note:

- 1999 High School Player of the Year by *USA Today* and *Parade* Magazine
- 1999 WBCA/Rawlings Prep Player of the Year award and was a runner-up for the Naismith Prep Player of the Year honor
- 1999 Nike/WBCA prep all-American
- 1999 and 1998 first team *Parade* all-American
- 1999 Iowa's Miss Basketball and Gatorade Player of the Year
- 1998 first team prep all-American by *Street and Smith*

Nina Smith Up Close and Personal

Personal: Born: 3-14-81; parents are Bev and James (Fujie) Smith; has an older sister, Felicia; Nickname is Big Nina

Favorites: Subject: Art; Color: Red; Favorite Activities: Painting and drawing; Favorite sports (other than basketball): volleyball; Favorite place to vacation: Okoboji (Iowa); Favorite food: Ramen noodles

Favorite things: My car, a baby blue '92 Ford Taurus

Favorite spot on campus: Terrace

My basketball superstitions: Wearing hair ties during games

If I could play another UW sports it would be: Volleyball

In preseason conditioning I worked on: Upper body strength

My most prized possession is: Murray, my teddy bear and my magic wand from friend Lisa

Dream as a collegiate player: Win the NCAA tournament

Autobiographical title: "In the Paint!"

If I could bring one thing from my hometown it would be: My mom

If I could have any job I'd be: An FBI agent

Most memorable basketball

achievement: Being named *USA Today* Player of the Year

Best sports experience: Playing on the USA Junior Olympics team in Russia

How has the Kohl Center impacted you?

Influenced my decision to become a Badger

What's it like living in the No. 1 place in the country? There is no other place like it.

Career goal: Player in the WNBA, criminologist or art teacher or FBI agent

Major: Sociology and art education

1999-2000 Wisconsin Basketball Roster



1999-2000 Badgers: (Back L-R) Dee Dee Pate, Kelley Paulus, Judy Ebeling, Kyle Black, Rachel Klongland, Leah Hefte, Erin Schmidt, Tamara Moore; (Front L-R) Missy Konieczny, Krista Bird, Sarah Jirovec, Nina Smith, Jessie Stomski, LaTonya Sims, Kristi Seeger (not pictured: Candas Smith)

Numerical

Name	Pos.	Ht.	Yr.	Hometown (High School)
1 Candas Smith	G	5-6	Fr.	Madison, WI (West)
3 Rachel Klongland**	G/F	6-0	Jr.	Sun Prairie, WI (Sun Prairie)
11 Judy Ebeling*	G	5-9	Jr./So.	Bloomington, MN (Thomas Jefferson)
13 Erin Schmidt	G	5-11	Jr./So.	Lodi, WI (Lodi)
14 Kelley Paulus***	G	6-0	Sr.	LaCrosse, WI (Central)
22 Leah Hefte	F	5-11	Fr.	McFarland, WI (McFarland)
24 Dee Dee Pate***	G	5-5	Sr.	Milwaukee, WI (Washington)
25 LaTonya Sims**	G/F	6-3	Jr.	Racine, WI (Washington Park)
30 Tamara Moore*	G/F	5-11	So.	Minneapolis, MN (North Community)
32 Kyle Black*	G	5-11	So.	Indianapolis, IN (North Central)
41 Jessie Stomski*	F	6-3	So.	Oakdale, MN (Tartan)
43 Kristi Seeger	F	6-0	Fr.	Stoughton, WI (Stoughton)
45 Krista Bird*	C	6-3	Jr.	Owatonna, MN (Owatonna)
52 Sarah Jirovec*	C	6-4	So.	Stevens Point, WI (SPASH)
54 Missy Konieczny***	C	6-2	Sr.	Portage, WI (Portage)
55 Nina Smith	C	6-4	Fr.	Waterloo, Iowa (West)

* Denotes number of letters won

Alphabetical

45	Krista Bird
32	Kyle Black
11	Judy Ebeling
22	Leah Hefte
52	Sarah Jirovec
3	Rachel Klongland
54	Missy Konieczny
30	Tamara Moore
24	Dee Dee Pate
14	Kelley Paulus
13	Erin Schmidt
43	Kristi Seeger
25	LaTonya Sims
1	Candas Smith
55	Nina Smith
41	Jessie Stomski

By Eligibility

4 Freshman	
1	Candas Smith
22	Leah Hefte
43	Kristi Seeger
55	Nina Smith
6 Sophomores	
11	Judy Ebeling
13	Erin Schmidt
30	Tamara Moore
32	Kyle Black
41	Jessie Stomski
52	Sarah Jirovec
3 Juniors	
3	Rachel Klongland
25	LaTonya Sims
45	Krista Bird

3 Seniors

14	Kelley Paulus
24	Dee Dee Pate
54	Missy Konieczny

Pronunciation

24	D D PATE
30	Tah MAR a MOORE
32	KIL Black
52	SARa
	Juh RO vec
54	MISS ee
	ka NICH nee
	Coach Jane ALL bright

Head Coach: Jane Albright
 UW Record: 96-52 .468 (5 yrs)
 Big Ten Record:
 49-31 .612 (5 yrs)
 Career Record:
 284-162 .637 (15 yrs)

Assistant Coaches:

Dawn Crim
 Kate Peterson
 Kelly Kenny

Dir. of Basketball Operations:

Melissa Bruner

Manager:

Eric Ferris

Event Coordinator:

Ryan Sondrup

Marketing and Promotions:

Kevin Kluender

Strength Coach:

Scott Hettenbach

Tickets:

Matt Ulery

Athletic Trainer:

Enrique (Henry) Perez-Guerra

Team Physicians:

Dr. Ben Graf
 Dr. David Bernhardt
 Dr. Terry Metcalf

Videographer:

George Platt

Equipment Manager:

Gary Poels


Sports Information:

Tamara J. Flarup, Director
 Diane Nordstrom, Associate
 Paul Capobianco, Assistant
 Jon Laven, Intern


SID Office: (608) 263-5502

FAX: (608) 265-8051
 Media Row: (608) 265-4333
www.wisc.edu/ath/

All-Time Records



Badger Records	45
Season Leaders	45
Career Records	46
Freshmen Records	48
Indv. Single Game	50
Indv. Single Season	52
Team Single Game	54
Team Season	55
Field House	56
Kohl Center	57
Attendance	58



Year-by-Year Leaders



Scoring Average

Year	Players	Class	Mark	Games	Avg.
1999	LaTonya Sims	So.	577	32	18.0
1998	Katie Voigt	Sr.	536	31	17.3
1997	Keisha Anderson	Sr.	531	27	19.7
1996	Barb Franke	Sr.	601	29	20.7
1995	Barb Franke	Jr.	548	29	18.9
1994	Barb Franke	So.	517	27	19.2
1993	Robin Threatt	Sr.	509	27	18.9
1992	Robin Threatt	Jr.	574	29	19.8
1991	Robin Threatt	So.	448	28	16.6
1990	Michele Kozelka	So.	445	28	15.9
1989	Janetta Johnson	Jr.	340	27	12.6
1988	Lisa Bonnell	Sr.	549	28	19.6
1987	Lisa Bonnell	Jr.	474	28	16.9
1986	Lisa Bonnell	So.	280	26	10.8
1985	Faith Johnson	Sr.	334	28	11.9
1984	Janet Huff	Sr.	515	27	19.1
1983	Theresa Huff	Sr.	458	27	16.9
1982	Theresa Huff	Jr.	540	34	15.9
1981	Theresa Huff	So.	499	30	16.6
1980	Theresa Huff	Fr.	382	26	14.1
1979	Kerry Karst	Fr.	339	24	14.1
1978	Pam Moore	Fr.	377	23	16.3
1977	Martha Calden	Sr.	320	21	15.2
1976	Kristi Condon	Sr.	199	18	11.0

Rebounding Average

1999	LaTonya Sims	So.	213	32	6.7
1999	Jessie Stomski	Fr.	214	32	6.7
1998	LaTonya Sims	Fr.	214	31	6.9
1997	Ann Klapperich	Jr.	179	27	6.6
1996	Barb Franke	Sr.	226	29	7.8
1995	Barb Franke	Jr.	229	29	7.9
1994	Barb Franke	So.	225	27	8.3
1993	Camille Williams	So.	143	27	5.3
1992	Michele Kozelka	Sr.	206	28	7.4
1991	Michele Kozelka	Jr.	260	28	9.3
1990	Michele Kozelka	So.	244	28	8.7
1989	Janetta Johnson	Jr.	230	27	8.5
1988	DeLinda Hastie	Sr.	223	27	8.3
1987	Lisa Bonnell	Jr.	209	28	7.5
1986	Lisa Bonnell	So.	185	26	7.1
1985	Chris Pruitt	Sr.	172	27	6.4
1984	Chris Pruitt	Jr.	199	28	7.1
	Andrea Adams	Jr.	199	28	7.1
1983	Theresa Huff	Sr.	303	27	11.2
1982	Theresa Huff	Jr.	394	34	11.6
1981	Theresa Huff	So.	294	30	9.8
1980	Ann Hall	Sr.	241	27	8.9
1979	Michelle Lowman	Fr.	203	23	8.8
1978	Pam Moore	Fr.	209	23	9.0
1977	Ginny Vorwald	Fr.	185	19	9.7
1976	Becky Johnson	Jr.	88	18	4.9
1976	Kristi Condon	Sr.	199	18	11.0

Assists

1999	Dee Dee Pate	Jr.	107	31	3.4
1998	Katie Voigt	Sr.	96	31	3.1
1997	Keisha Anderson	Sr.	123	27	4.6
1996	Keisha Anderson	Jr.	195	29	6.7
1995	Keisha Anderson	So.	153	29	5.3
1994	Katie Voigt	Fr.	124	27	4.6
1993	Peggy Shreve	Sr.	99	27	3.7
1992	Mynette Clark	Sr.	93	29	3.2

Year	Players	Class	No.	Games	Avg.
1991	Amy Bauer	Jr.	124	22	5.6
1990	Amy Bauer	So.	105	25	4.2
1989	Amy Bauer	Fr.	141	26	5.4
1988	Karen O'Malley	Sr.	113	27	4.2
1987	Verdell Hale	Jr.	123	28	4.4
1986	Karen O'Malley	So.	108	27	4.0
1985	Faith Johnson	Sr.	109	28	3.9
1984	Janet Huff	Sr.	110	27	4.1
1983	Janet Huff	Jr.	120	27	4.4
1982	Faith Johnson	Fr.	120	33	3.6
1981	Nancy Fahey	Sr.	124	31	4.0
1980	Nancy Fahey	Jr.	117	29	4.0
1979	Kelley Camp	Sr.	119	23	5.2
1978	Not available				
1977	Dot Whalen	Fr.	41	21	2.0
1976	Ellen Mason	Jr.	27	18	1.5

Steals

1999	Tamara Moore	Fr.	80	32	2.5
1998	Tanisha Boston	Jr.	48	31	1.5
1997	Keisha Anderson	Sr.	94	27	3.5
1996	Keisha Anderson	Jr.	124	29	4.3
1995	Keisha Anderson	So.	109	29	3.8
1994	Sharon Johnson	Jr.	41	27	1.5
1993	Robin Threatt	Sr.	87	27	3.2
1992	Robin Threatt	Jr.	88	29	3.0
1991	Michele Kozelka	Jr.	63	27	2.3
1990	Robin Threatt	Fr.	55	26	2.1
1989	Michele Kozelka	Fr.	45	26	1.7
1988	Verdell Hale	Sr.	43	21	2.0
1987	Verdell Hale	Jr.	53	28	1.9
1986	Karen O'Malley	So.	56	28	2.0
1985	Faith Johnson	Sr.	78	28	2.8
1984	Janet Huff	Sr.	80	27	3.0
1983	Janet Huff	Jr.	76	27	2.8
1982	Janet Huff	So.	90	34	2.6
1981	Theresa Huff	So.	60	30	2.0
1980	Linda Gough	Jr.	52	27	1.9
1979	Kerry Karst	Fr.	59	24	2.5
1978	Pam Moore	Fr.	60	23	2.6

Blocks

1999	LaTonya Sims	So.	27	32	0.8
1998	LaTonya Sims	Fr.	19	31	0.6
1997	Amy Wiersma	So.	47	27	1.7
1996	Barb Franke	Sr.	21	29	0.7
1995	Barb Franke	Jr.	19	29	0.6
1994	Barb Franke	So.	19	27	0.7
1993	Camille Williams	So.	20	27	0.7
1992	Mynette Clark	Sr.	16	27	0.6
	Camille Williams	Fr.	16	27	0.6
1991	Rebecca Leet	Fr.	12	23	0.5
1990	Amber Landrigan	Fr.	14	28	0.5
1989	Janetta Johnson	Jr.	130	27	4.8
1988	Lisa Bonnell	Sr.	23	29	0.8
1987	Inga Young	Sr.	51	28	1.8
1986	Inga Young	Jr.	43	25	1.7
1985	Lisa Bonnell	Fr.	29	29	1.0
1984	Theresa Theder	Jr.	23	23	1.0
1983	Michelle Lowman	Sr.	78	27	2.9
1982	Michelle Lowman	Jr.	54	34	1.6
1981	Michelle Lowman	So.	47	31	1.5
1980	Theresa Huff	Fr.	23	19	1.2
1979	Michelle Lowman	Fr.	74	23	3.2

UW Career Records

Scoring

Mark	Seasons
1. Barb Franke	1994
2. Robin Threatt	1901
3. Theresa Huff	1879
4. Katie Voigt	1576
5. Ann Klapperich	1543
5. Lisa Bonnell	1482
7. Janet Huff	1455
8. Michele Kozelka	1428
9. Chris Pruitt	1399
10. Keisha Anderson	1279
11. Faith Johnson	1120
12. Linda Gough	1037
13. Mynette Clark	1008
14. LaTonya Sims	969
15. Camille Williams	905
16. Dolly Rademaker	823
17. Kelley Paulus	794
18. DeLinda Hastie	789
19. Amy Bauer	772
20. Michelle Lowman	760

Rebounding

1. Theresa Huff	1201	1979-83
2. Michele Kozelka	916	1988-92
3. Barb Franke	881	1991-96
4. Lisa Bonnell	760	1984-88
5. Michelle Lowman	719	1978-83
6. Chris Pruitt	685	1981-85
7. Ann Klapperich	668	1994-98
8. Linda Gough	656	1977-81
9. Ginny Vorwald	606	1976-80
10. DeLinda Hastie	568	1985-88
11. Katie Voigt	564	1993-98
12. Ann Hall	542	1978-80
13. Lisa Lawrence	528	1987-91
14. Robin Threatt	514	1988-93
15. Camille Williams	508	1991-95
16. Andrea Adams	477	1981-95
17. LaTonya Sims	427	1997-99
18. Jennah Hartwig	411	1993-98
19. Amy Wiersma	408	1995-99
20. Tanisha Boston	397	1995-99

Most Field Goals

1. Theresa Huff	823	1979-83
2. Robin Threatt	757	1988-93
3. Barb Franke	741	1991-96
4. Lisa Bonnell	620	1984-88
5. Janet Huff	607	1980-84
6. Ann Klapperich	598	1994-98
7. Chris Pruitt	589	1981-85
8. Michele Kozelka	546	1988-92
9. Katie Voigt	533	1993-97
10. Keisha Anderson	502	1994-97

Most Field Goals Attempt.

1. Theresa Huff	1728	1979-83
2. Robin Threatt	1609	1988-93
3. Chris Pruitt	1425	1981-85
4. Janet Huff	1406	1980-84
5. Barb Franke	1395	1991-96
6. Lisa Bonnell	1385	1984-88
7. Katie Voigt	1270	1993-98
8. Faith Johnson	1190	1980-85
9. Ann Klapperich	1175	1994-98
10. Linda Gough	1172	1977-81

Field Goal Pct.

(200 attempts min.)

1. Jessie Stomski	.572 (182-318)	1998-99
2. Megan Scott	.547 (127-232)	1983-84
3. Barb Franke	.531 (741-1395)	1991-96
4. Vivan Rorer	.516 (209-405)	1980-82
5. Janetta Johnson	.515 (152-295)	1988-89
6. Ann Klapperich	.509 (598-1175)	1994-98
7. Camille Williams	.501 (308-615)	1991-95
8. Marty Calden	.500 (129-258)	1974-77
9. Jennah Hartwig	.492 (220-447)	1994-98
10. LaTonya Sims	.482 (222-461)	1997-99
11. Theresa Huff	.476 (823-1726)	1979-83
12. Robin Threatt	.470 (757-1609)	1988-93
13. Michele Kozelka	.467 (546-1168)	1988-92
14. Keisha Anderson	.454 (502-1105)	1994-97
15. Lisa Bonnell	.448 (620-1385)	1984-88

All-Time Scoring Averages

1. Barb Franke	17.50	1991-96
2. Robin Threatt	16.70	1988-93
3. Pam Moore	16.40	1977-78
4. Theresa Huff	15.90	1979-83
5. LaTonya Sims	15.38	1997-99
6. Keisha Anderson	15.00	1994-97
7. Jessie Stomski	14.34	1998-99
8. Megan Scott	14.30	1983-84
9. Kerry Karst	14.10	1978-79
10. Ann Klapperich	13.70	1994-98
11. Lisa Bonnell	13.60	1984-88
12. Katie Voigt	13.60	1993-98
13. Tracy Faulkner	13.30	1985-86
14. Martha Calden	13.10	1974-77
15. Michele Kozelka	12.90	1988-92

Most Three-Point Goals

1. Katie Voigt	234	1993-98
2. Dolly Rademaker	173	1990-94
3. Robin Threatt	144	1988-93
4. Mynette Clark	129	1988-92
5. Karie Cattanach	116	1993-97
6. Shelly Rucinski	53	1986-90
7. Amy Bauer	44	1988-91
8. Kyle Black	36	1998-99
9. Keisha Anderson	34	1994-97
10. Kelley Paulus	31	1996-99
Barb Franke	31	1991-96
Jen Waterman	31	1989-93
Lisa Bonnell	31	1984-88
14. Tamara Moore	19	1998-99

Most Three-Point Attempts

1. Katie Voigt	653	1993-98
2. Dolly Rademaker	480	1990-94
3. Robin Threatt	410	1988-93
4. Mynette Clark	393	1988-92
5. Karie Cattanach	311	1993-97
6. Shelly Rucinski	191	1986-90
7. Amy Bauer	145	1988-91
8. Keisha Anderson	108	1994-97
9. Barb Franke	107	1991-96
10. Kyle Black	103	1998-99
11. Kelley Paulus	99	1996-99
Sharon Johnson	99	1991-95
13. Lisa Bonnell	97	1984-88
14. Tanisha Boston	87	1995-99
15. Jen Waterman	86	1989-93

Best Three-Point Pct.

(30 made min)

1. Karie Cattanach	.373 (116-311)	1993-97
2. Dolly Rademaker	.360 (173-480)	1990-94
Jen Waterman	.360 (31-86)	1989-93
4. Katie Voigt	.358 (234-653)	1993-98
5. Robin Threatt	.351 (144-410)	1988-93
6. Kyle Black	.350 (36-103)	1998-99
7. Mynette Clark	.331 (130-393)	1988-92
8. Lisa Bonnell	.320 (31-97)	1984-88
9. Keisha Anderson	.315 (34-108)	1994-97
10. Kelley Paulus	.313 (31-99)	1996-99



Former Badger players join in the 1997 annual alumni game festivities. (L-R) Sitting: Alumni children, Rebecca Leet, Former asst. coach Dennis Simpson and sons, Sharon Johnson, Alan Zussman, Anne Saeman, Jean Bormett, Helen Stoffel, Karen O'Malley Crowley and kids; Back Row: Theresa Huff, Lisa Bonnell, Kris Hallisy, Heather Bostrom, Jen Waterman, Michele Kozelka Pattison, Bev Buhr, Nikki Boucher Forester, Linda Gough, Linda Sielaf, Tracy Winkler, Debbie Ambruso, Ginny Vorwald, Robin Threatt, Dolly Rademaker, Camille Williams-Burkes, Barb Franke.



Faith Johnson has made a mark on Wisconsin in two different decades. As a player from 1980-85 she ranks among the top six in career assists and steals, and ranks 11th in scoring with 1,120 points. She is tied for first in most career games played as a Badger with 118. As the basketball coach at North High School in Minneapolis, Faith's former player, Tamara Moore, is making an assault on her coach's old marks as a Badger.

Most Free Throws

1. Barb Franke	481	1991-96
2. Ann Klapperich	338	1994-98
3. Michele Kozelka	333	1988-92
4. Camille Williams	285	1991-95
5. Katie Voigt	276	1993-98
6. Robin Threatt	243	1988-93
7. Keisha Anderson	241	1994-97
Janet Huff	241	1980-84
9. Theresa Huff	233	1979-83
10. Chris Pruitt	221	1981-85
11. Lisa Lawrence	219	1987-91
12. LaTonya Sims	211	1997-99

Most Free Throws Attempted

1. Barb Franke	708	1991-96
2. Ann Klapperich	452	1994-98
3. Michele Kozelka	451	1988-92
4. Camille Williams	421	1991-95
5. Theresa Huff	409	1979-83
6. Robin Threatt	337	1988-93
7. Keisha Anderson	336	1994-97
8. DeLinda Hastie	333	1985-88
9. Katie Voigt	332	1993-98
10. Janet Huff	328	1980-84
11. Lisa Bonnell	317	1984-88
12. Lisa Lawrence	312	1987-91
13. LaTonya Sims	311	1997-99

Free Throw Pct.

(100 attempts min.)

1. Katie Voigt	.831 (276-332)	1993-98
2. Tamara Moore	.811 (86-106)	1998-99
3. Mynette Clark	.772 (193-250)	1988-92
Amy Bauer	.772 (206-267)	1988-91
5. Ann Klapperich	.748 (338-452)	1994-98
6. Chris Pruitt	.742 (221-298)	1981-85
7. Michele Kozelka	.738 (333-451)	1988-92
8. Janet Huff	.735 (241-328)	1980-84
9. Karen O'Malley	.725 (137-189)	1985-88
10. Robin Threatt	.721 (243-337)	1988-93
11. Jessie Stomski	.720 (95-132)	1998-99

Blocked Shots

1. Michelle Lowman	252	1978-83
2. Janet Johnson	130	1988-89
3. Inga Young	109	1984-87
4. Theresa Huff	105	1979-83
5. Amy Wiersma	103	1995-99
6. Lisa Bonnell	79	1984-88
7. Barb Franke	74	1991-96
8. Teresa Theder	71	1981-85
9. DeLinda Hastie	58	1985-88
Chris Pruitt	58	1981-85

Assists

1. Keisha Anderson	471	1994-97
2. Janet Huff	412	1980-84
3. Katie Voigt	373	1993-98
4. Amy Bauer	370	1988-91
5. Chris Pruitt	367	1981-85
6. Faith Johnson	362	1980-85
7. Karen O'Malley	312	1985-88
8. Dot Whalen	305	1976-80
9. Nancy Fahey	269	1977-81
10. Robin Threatt	248	1988-93
11. Mynette Clark	240	1988-92
12. Peggy Shreve	238	1989-93
13. Dee Dee Pate	230	1996-99
Sheila Driver	230	1982-86
15. Verdell Hale	220	1985-88

Steals

1. Keisha Anderson	327	1994-97
2. Janet Huff	294	1980-84
3. Robin Threatt	283	1988-93
4. Faith Johnson	260	1980-85
5. Theresa Huff	241	1979-83
6. Chris Pruitt	217	1981-85
7. Michele Kozelka	204	1988-92
8. Ann Klapperich	188	1994-98
9. Sheila Driver	166	1983-86
10. Barb Franke	165	1991-96
11. Katie Voigt	145	1993-98
12. Mynette Clark	141	1988-92
13. Karen O'Malley	140	1985-88
14. Tanisha Boston	130	1995-99
Linda Gough	130	1977-81

Games Played

1. Janet Huff	118	1980-84
Theresa Huff	118	1979-83
Faith Johnson	118	1980-85
4. Katie Voigt	116	1993-98
5. Michelle Lowman	115	1978-83
6. Barb Franke	114	1991-96
Robin Threatt	114	1988-93
Chris Pruitt	114	1981-85
9. Ann Klapperich	113	1994-98
Jennah Hartwig	113	1993-98
11. Camille Williams	112	1991-95
Karie Cattanach	112	1992-97
Jenny Rhodes	112	1995-98
14. Michele Kozelka	111	1988-92
Dolly Rademaker	111	1990-94

Consecutive Games Played

Katie Voigt*	116	1993-98
Barb Franke*	114	1991-96
Linda Gough	100	1977-81


*missed a season with a knee injury

Consecutive Free Throws Made

29 by Michele Kozelka	(1989-90)	1988-92
-----------------------	-----------	---------

Consecutive Double Figures

44 by LaTonya Sims	1998-99
(and still counting to begin the 1999-00 season)	
37 by Robin Threatt	1991-92
34 by Barb Franke	1994-96



Barb Franke of Cedar Falls, Iowa, set the Badger scoring and free throw records and holds the all-time career scoring average with 17.5 points through 114 games.

Freshmen Records

Single Game

Most Points

34	Jessie Stomski	1998-99
30	Pam Moore (twice)	1977-78
30	Theresa Huff	1979-80
28	Tamara Moore	1998-99
27	Katie Voigt	1993-94
27	Chris Pruitt	1981-82

Most Rebounds

17	Pam Moore	1977-78
17	Michelle Lowman	1978-79
16	Kay Fredrickson	1987-88
15	Pam Moore	1977-78
15	Michelle Lowman	1978-79
15	Theresa Huff	1979-80
15	Chris Pruitt	1981-82

Most Assists

21	Amy Bauer	1988-89
16	Katie Voigt	1993-94
12	Amy Bauer	1988-89
12	Janet Huff	1980-81
11	Amy Bauer	1988-89

Most Steals

8	Katie Voigt	1993-94
8	Karen O'Malley	1985-86
8	Pam Moore	1977-78
7	Michele Kozelka	1988-89
7	Pam Moore	1977-78
7	Chris Pruitt	1981-82
7	Gina Edmonds	1987-88

Most Blocked Shots

10	Michelle Lowman	1978-79
9	Michelle Lowman	1978-79
8	Lisa Bonnell	1984-85

Most Field Goals

13	Pam Moore	1977-78
12	Jessie Stomski	1998-99
12	Michele Kozelka	1988-89
11	Pam Moore (twice)	1977-78
11	Chris Pruitt	1981-82
10	Katie Voigt	1993-94

Most Field Goals Attempted

25	Pam Moore (3 times)	1977-78
23	Pam Moore	1977-78
22	Michele Kozelka	1988-89

Best Field Goal Percentage

(8 made min.)		
1.000	(8-8)	Theresa Huff 1979-80
.890	(8-9)	LaTonya Sims 1997-98
.833	(10-12)	Faith Johnson 1980-81
.750	(9-12)	LaTonya Sims 1997-98
.750	(9-12)	Michele Kozelka 1988-89
.750	(9-12)	Barb Franke 1991-92

Most Free Throws

(9 made min.)		
11	Jessie Stomski,	1998-99
10	Jessie Stomski	1998-99
10	Katie Voigt	1993-94
9	Tamara Moore	1998-99
9	Amy Bauer (twice)	1988-89
9	Karen O'Malley	1985-86
9	Barb Franke	1991-92

Most Free Throws Attempted

(8 made min.)		
14	Jessie Stomski,	1998-99
14	Tamara Moore	1998-99
12	Jessie Stomski	1998-99
12	LaTonya Sims	1997-98
12	Katie Voigt	1993-94

Best Free Throw Percentage

(8 made min.)		
1.000	(9-9)	Karen O'Malley 1985-86
1.000	(8-8)	Pam Moore 1977-78
1.000	(8-8)	Amy Bauer 1988-89
.900	(9-10)	Amy Bauer (twice) 1988-89
.900	(9-10)	Barb Franke 1991-92

Most Three-Point Goals


5	Dolly Rademaker (twice)	1990-91
4	Kyle Black (twice)	1998-99
4	Katie Voigt	1993-94
4	Dolly Rademaker (twice)	1990-91
3	Dolly Rademaker (3 times)	1990-91
3	Robin Threatt	1988-89
3	Mynette Clark	1988-89

Most Three-Point Attempts

11	Katie Voigt	1993-94
11	Dolly Rademaker	1990-91
10	Kyle Black	1998-99
9	Dolly Rademaker	1990-91
8	Dolly Rademaker (twice)	1990-91
7	Dolly Rademaker (3 times)	1990-91

Best Three-Point Percentage

(2 made min.)		
1.000	(2-2)	Kyle Black 1998-99
.800	(4-5)	Kyle Black 1998-99
.800	(4-5)	Katie Voigt 1993-94
.750	(3-4)	Kyle Black 1998-99
.750	(3-4)	Robin Threatt 1988-89
.750	(3-4)	Mynette Clark 1988-89
.667	(2-3)	Tamara Moore 1998-99



Jessie Stomski replaced LaTonya Sims' year old scoring and rebounding records and was the first UW freshman to score over 400 points. She also set the UW frosh and leads the career field goal percentage hitting .572 percent.

Single Season

Most Points

459	Jessie Stomski	1998-99
392	LaTonya Sims	1997-98
382	Theresa Huff	1979-80
377	Pam Moore	1977-78
368	Chris Pruitt	1981-82
347	Tamara Moore	1998-99
339	Kerry Karst	1978-79
331	Kelley Camp	1977-78
329	Katie Voigt	1993-94
328	Barb Franke	1991-92

Most Points by Avg.

15.70	377/24	Pam Moore	1977-78
14.34	459/32	Jessie Stomski	1998-99
14.14	382/27	Theresa Huff	1979-80
14.12	339/24	Kerry Karst	1978-79
13.79	331/24	Kelley Camp	1977-78
12.64	392/31	LaTonya Sims	1997-98
12.18	329/27	Katie Voigt	1993-94
11.87	368/31	Chris Pruitt	1981-82
11.31	328/29	Barb Franke	1991-92

Most Rebounds

214	Jessie Stomski	1998-99
214	LaTonya Sims	1997-98
210	Theresa Huff	1979-80
209	Pam Moore	1977-78
206	Michele Kozelka	1988-89
203	Michelle Lowman	1978-79
201	Barb Franke	1991-92

Most Rebounds by Avg.


8.71	209/24	Pam Moore	1977-78
8.46	203/24	Michelle Lowman	1978-79
7.78	210/27	Theresa Huff	1979-80
7.63	206/27	Michele Kozelka	1988-89
6.93	201/29	Barb Franke	1991-92
6.90	214/31	LaTonya Sims	1997-98
6.70	214/32	Jessie Stomski	1998-99

Most Assists

141	Amy Bauer	1988-89
124	Katie Voigt	1993-94
112	Chris Pruitt	1981-82
108	Karen O'Malley	1985-86
107	Tamara Moore	1998-99

Most Steals

80	Tamara Moore	1998-99
60	Chris Pruitt	1981-82
60	Pam Moore	1977-78
59	Faith Johnson	1980-81
59	Kerry Karst	1978-79



Pam Moore (1977-78) played only one year for the Badgers before turning to track where she became a national 400 meter champion in 1981. If her freshman season was any indication, she would have made a major impact on basketball as well as she ranks among the top three in points and rebounds. Or perhaps her niece, UW freshman Candace Smith, will set the records that eluded her.

Most Blocked Shots

73	Michelle Lowman	1978-79
33	Jessie Stomski	1998-99
29	Lisa Bonnell	1984-85
28	Theresa Huff	1979-80

Most Field Goals

182	Jessie Stomski	1998-99
165	Theresa Huff	1979-80
163	Pam Moore	1977-78
152	LaTonya Sims	1997-98
145	Kelley Camp	1977-78
145	Chris Pruitt	1981-82

Most Field Goals Attempted

383	Pam Moore	1977-78
360	Kelley Camp	1977-78
341	Theresa Huff	1979-80
318	Jessie Stomski	1998-99
303	LaTonya Sims	1997-98

Best Field Goal Percentage

(60 made min.)

.572	(182-318)	Jessie Stomski	1998-99
.558	(77-138)	Jennah Burkholder	1993-94
.542	(128-236)	Barb Franke	1991-92
.502	(152-303)	LaTonya Sims	1997-98
.492	(94-191)	Ann Klapperich	1994-95
.484	(165-341)	Theresa Huff	1979-80

Most Free Throws

95	Jessie Stomski	1998-99
88	LaTonya Sims	1997-98
86	Tamara Moore	1998-99
79	Amy Bauer	1988-89
78	Chris Pruitt	1981-82
74	Michele Kozelka	1988-89
70	Katie Voigt	1993-94

Most Free Throws Attempted

134	LaTonya Sims	1997-98
132	Jessie Stomski	1998-99
110	Barb Franke	1991-92
106	Tamara Moore	1998-99
101	Amy Bauer	1988-89
100	Michele Kozelka	1988-89

Best Free Throw Percentage

(50 made min.)

.811	(86-106)	Tamara Moore	1998-99
.793	(69-87)	Ann Klapperich	1994-95
.788	(78-99)	Chris Pruitt	1981-82
.782	(79-101)	Amy Bauer	1988-89

Most Three-Point Goals

47	Dolly Rademaker	1990-91
36	Kyle Black	1998-99
33	Katie Voigt	1993-94
19	Tamara Moore	1998-99
14	Karie Cattanaach	1993-94

Most Three-Point Attempts

116	Dolly Rademaker	1990-91
103	Kyle Black	1998-99
96	Katie Voigt	1993-94
56	Tamara Moore	1998-99
46	Karie Cattanaach	1993-94

Best Three-Point Percentage

.405	(47-116)	Dolly Rademaker	1990-91
.350	(36-103)	Kyle Black	1998-99
.344	(33-96)	Katie Voigt	1993-94
.339	(19-56)	Tamara Moore	1998-99
.324	(11-34)	Amy Bauer	1988-89

Individual Single Game Records

Most Points

- 45 Keisha Anderson vs. UC-Santa Barbara, 11-30-96 (14 FG, 17 FT)
- 38* Barb Franke vs. Purdue, 1-26-96 (12 FG, 14 FT)
- 35 Ann Klapperich vs. Maine, 11-29-97 (16 FG, 3 FT)
- 35 Barb Franke vs. UW-Green Bay, 12-13-95 (13 FG, 9 FT)
- 35 Barb Franke vs. Michigan State, 3-4-95 (15 FG, 5 FT)
- 35 Michele Kozelka vs. Illinois State, 12-30-90 (13 FG, 9 FT)
- 35 Lisa Bonnell vs. St. Peter's College, 1-3-88 (12 FG, 10 FT)
- 34 Jessie Stomski vs. Ohio State, 2-12-99 (12 FG, 10FT)
- 34 Latonya Sims vs. UC-Santa Barbara, 11-20-98 (14FG, 1-3PT, 5 FT)
- 34 Barb Franke vs. Michigan State, 2-13-94 (11 FG, 1-3PT, 11 FT)
- 34 Robin Threatt vs. Northwestern, 1-24-93 (13 FG, 4-3PT, 4 FT)
- 33 Robin Threatt vs. S. Illinois, 12-30-92 (12 FG, 3-3PT, 6 FT)
- 33 Robin Threatt vs. Michigan, 2-14-92 (13 FG, 6 FT)
- 33 Chris Pruitt vs. Bradley, 12-1-83 (16 FG, 1 FT)
- 33 Marty Calden vs. UW-Stevens Point, 1-21-77 (13 FG, 7 FT)
- 32 Keisha Anderson vs. Penn State, 12/27/96 (10 FG, 10 FT)
- 32 Barb Franke vs. Drake, 11-30-95 (13 FG, 6 FT)
- 32 Robin Threatt vs. Tenn-Martin, 12-12-92 (14 FG, 1-3PT, 3 FT)
- 32 Janet Huff vs. Ohio State, 2-12-84 (13 FG, 6 FT)
- 31 Barb Franke vs. Michigan, 2-26-95 (13 FG, 5 FT)
- 31 Lisa Bonnell vs. Minnesota, 1-10-88 (13 FG, 1-3PT, 2 FT)
- 30 Robin Threatt vs. Iowa State, 11-24-91 (10 FG, 10 FT)
- 30 Janet Huff vs. Illinois-Chicago, 12-7-83 (14 FG, 2 FT)
- 30 Theresa Huff vs. Illinois, 1-19-83 (14 FG, 0 FT)
- 30 Theresa Huff vs. Drake, 12-2-79 (15 FG, 0 FT)
- 30 Pam Moore vs. Northern Illinois, 1-17-78 (11 FG, 8 FT)
- 30 Pam Moore vs. Illinois State, 3-9-78 (13 FG, 4 FT)

Most Field Goals

- 16 Ann Klapperich vs. Maine, 11-29-97
- 16 Chris Pruitt vs. Bradley, 12-1-83
- 15 Theresa Huff vs. Drake, 12-2-79
- 15* Barb Franke vs. Michigan State, 3-4-95
- 14 LaTonya Sims vs. UC-Santa Barbara, 11-20-98
- 14 Lisa Bonnell vs. Minnesota, 1-10-88
- 14 Theresa Huff vs. Illinois, 1-9-83
- 14 Robin Threatt vs. Tennessee-Martin, 12-12-92
- 14 Janet Huff vs. Illinois-Chicago, 12-7-83
- 14 Theresa Huff vs. Missouri, 2-20-81

Most Field Goal Attempts

- 28* Barb Franke vs. Indiana, 2-23-96
- 27 Theresa Huff vs. Indiana, 2-6-83
- 27 Theresa Huff vs. Michigan State, 1-14-83
- 27 Robin Threatt vs. Tennessee-Martin, 12-12-92
- 27 Linda Gough vs. Lincoln College, 2-2-80
- 27 Pam Moore vs. UW-Oshkosh, 1-31-78
- 26 Janet Huff vs. Ohio State, 2-12-84
- 26 Lisa Bonnell vs. Iowa, 1-8-88
- 26 Theresa Huff vs. Indiana State, 2-5-82
- 25 Janet Huff vs. Iowa, 1-22-84

Best Field Goal Percentage

(9 or more made)

- .923 Ann Klapperich vs. Marquette (12-13), 1-9-96
- .846 Barb Franke vs. Western Michigan (11-13), 11-28-95
- .846* Robin Threatt vs. Michigan State (11-13), 1-17-92
- .833 Barb Franke vs. W. Illinois (10-12), 11-28-93
- .800 Ann Klapperich vs. Maine (16-20), 11-29-97
- .833 Faith Johnson vs. Indiana (10-12), 1-30-81
- .769 Barb Franke vs. Illinois (10-13), 2-20-94
- .769 Michele Kozelka vs. Purdue (10-13), 1-27-91
- .765 Barb Franke vs. UW-Green Bay (13-17), 12-13-95



Keisha Anderson (1994-97) holds the school records for most points and most steals in a game with 45 points and an NCAA record 14 steals.

- .765 Michele Kozelka vs. Illinois State (13-17), 12-30-90
- .750 LaTonya Sims vs. Georgia (9-12), 1-4-98
- .750 Barb Franke vs. Northwestern (12-16), 2-2-96
- .750 Barb Franke vs. Wagner (9-12), 12-5-94
- .750 Barb Franke vs. Indiana (9-12), 3-14-92
- .750 Robin Threatt vs. Indiana (10-12), 1-30-91
- .750 Michele Kozelka vs. UW-Green Bay (9-12), 12-7-88
- .750 Megan Scott vs. Minnesota (9-12), 1-27-84

Most Three-Point Goals

- 6 Katie Voigt vs. Mississippi, 12-19-97
- 6 Karie Cattanaach vs. UC-Irvine, 11-29-96
- 6* Katie Voigt vs. Michigan, 2-25-96
- 6 Robin Threatt vs. Creighton, 11-26-91
- 5 Katie Voigt vs. Illinois, 12-30-97
- 5 Katie Voigt vs. Michigan, 1-23-98
- 5 Katie Voigt vs. Indiana, 2-6-98
- 5 Karie Cattanaach vs. Austin Peay, 12-2-95
- 5 Katie Voigt vs. Illinois, 1-22-95
- 5 Katie Voigt vs. Southern Methodist, 12-2-94
- 5 Dolly Rademaker vs. Minnesota, 3-8-94
- 5 Dolly Rademaker vs. Michigan State, 2-13-94
- 5 Dolly Rademaker vs. Northwestern, 1-23-94
- 5 Dolly Rademaker vs. Minnesota, 1-9-94
- 5 Dolly Rademaker vs. UW-Green Bay, 1-3-94
- 5 Dolly Rademaker vs. Illinois-Chicago, 12-13-94
- 5 Dolly Rademaker vs. Minnesota, 3-7-91
- 5 Lisa Bonnell vs. Northwestern, 3-4-88
- 5 Dolly Rademaker vs. Creighton, 12-9-90
- 5 Mynette Clark vs. Washington, 11-23-90

Most Three-Point Attempts

- 13* Lisa Bonnell vs. Iowa, 1-8-88
- 12 Katie Voigt vs. Michigan, 2-25-96
- 11 Katie Voigt vs. Manhattan, 12-18-97
- 11 Katie Voigt vs. Mississippi, 12-19-97
- 11 Katie Voigt vs. Northwestern, 1-16-98
- 11 Katie Voigt vs. Tennessee, 2-8-96
- 11 Katie Voigt vs. Iowa, 1-7-94
- 11 Robin Threatt vs. Ohio State, 3-11-92
- 11 Mynette Clark vs. Nebraska, 12-7-90
- 11 Mynette Clark vs. Michigan State, 1-11-91
- 11 Dolly Rademaker vs. Minnesota, 3-7-91

Best Three-Point Percentage

(4 or more made)

- 1.000* Robin Threatt vs. Michigan State (4 of 4), 2-18-90
- .833 Dolly Rademaker vs. Minnesota (5-6), 1-9-94
- .833 Lisa Bonnell vs. Northwestern (5 of 6), 3-4-88
- .800 Karie Cattanach vs. Indiana (4 of 5) 1-3-95
- .800 Shelly Rucinski vs. Iowa (4 of 5), 2-4-89
- .800 Lisa Bonnell vs. Lake Superior State (4 of 5), 12-11-88
- .800 Kyle Black vs. Memphis (4-5), 3/20/99

Most Free Throws

- 17 Keisha Anderson vs. UC-SB, 11-30-96 (17-17)
- 17 Michele Kozelka vs. UW-Green Bay, 12-5-89 (17-17)
- 14* Barb Franke vs. Purdue, 1-26-96
- 13 Katie Voigt vs. Indiana, 1-9-98
- 13 Tracy Winkler vs. Toledo, 12-10-94
- 13 Barb Franke vs. Purdue, 2-6-94
- 12 Barb Franke vs. Northern Iowa, 1-16-96
- 12 Barb Franke vs. Indiana, 12-29-95
- 12 Barb Franke vs. Ohio State, 1-28-94
- 12 Verdell vs. Michigan, 1-25-87

Most Free Throw Attempts

- 20* Barb Franke vs. Purdue, 1-26-96
- 19 Barb Franke vs. Northern Iowa, 1-16-96
- 17 Keisha Anderson vs. UC-SB, 11-30-96 (17-17)
- 17 Barb Franke vs. Ohio State, 1-28-94
- 17 Michele Kozelka vs. UW-Green Bay, 12-5-89
- 16 Barb Franke vs. Purdue, 2-6-94
- 16 Marty Calden vs. Northwestern, 1-22-77
- 15 Barb Franke vs. Indiana, 12-29-95
- 15 DeLinda Hastie vs. Fairleigh Dickinson, 1-5-88
- 14 Jessie Stomski vs.
- 14 Tamara Moore vs. (
- 14 Katie Voigt vs. Indiana, 1-9-98
- 14 Barb Franke vs. Marquette, 2-9-95
- 14 Camille Williams vs. Southern Methodist, 12-2-94
- 14 Tracy Winkler vs. Toledo, 12-10-94
- 14 Verdell Hale vs. Michigan, 1-25-87



LaTonya Sims had a career-high 34 points against UC-Santa Barbara last season. The junior has scored double figures in a school record 44-straight games to begin the 1999-00 season.

- 14 Lisa Bonnell vs. Michigan, 2-28-86
- 14 Michele Kozelka vs. Illinois State, 12-30-90
- 14 Jessie Stomski vs. Illinois, 2-19-99

Best Free Throw Percentage

(10 or more made)

- 1.000 Keisha Anderson vs. UC-SB (17-17), 11-30-96
- 1.000 Ann Klapperich vs. Penn State (10-10), 1-28-96
- 1.000* Camille Williams vs. Penn State (10-10), 2-28-93
- 1.000 Camille Williams vs. UW-Green Bay (10-10), 12-1-92
- 1.000 Michele Kozelka vs. UW-Green Bay (17-17), 12-5-89
- .929 Katie Voigt vs. Indiana (13-14), 1-9-98
- .929 Tracy Winkler vs. Toledo (13-14), 12-10-94
- .917 Barb Franke vs. Michigan State (11-12), 2-13-94
- .917 Michele Kozelka vs. Minnesota (11-12), 3-2-90
- .909 Katie Voigt vs. Ohio State (10-11), 2-16-96
- .909 Robin Threatt vs. Iowa State (10-11), 11-24-92
- .909 Lisa Bonnell vs. St. Peter's College (10-11), 1-3-88

Most Rebounds

- 23* Theresa Huff vs. Indiana, 2-11-83
- 23 Linda Gough vs. Lincoln College, 2-2-80
- 20 Theresa Huff vs. Michigan, 12-6-80
- 19 DeLinda Hastie vs. UW-Green Bay, 12-9-88
- 18 Janetta Johnson vs. Northwestern, 2-10-89
- 18 Theresa Huff vs. Illinois-Chicago, 12-10-81
- 18 Theresa Huff vs. Loyola, 12-8-81
- 18 Theresa Huff vs. Northern Illinois, 12-2-81
- 18 Theresa Huff vs. Wichita State, 11-28-80
- 18 Ann Hall vs. UW-LaCrosse, 2-20-80

Most Assists

- 21 Amy Bauer vs. Detroit, 12-11-88
- 16 Katie Voigt vs. Illinois-Chicago, 12-13-93
- 14* Karen O'Malley vs. Minnesota, 1-10-88
- 14 Amy Bauer vs. Nebraska, 12-7-90
- 14 Faith Johnson vs. Eastern Illinois, 12-14-85
- 12 Keisha Anderson vs. Western Illinois, 12-7-95
- 12 Amy Bauer vs. Indiana, 3-11-89
- 12 Janet Huff vs. Missouri, 3-20-81
- 12 Dot Whalen vs. UW-Oshkosh, 3-2-79

Most Steals

- 14 Keisha Anderson vs. Cleveland State, 2/11/97
(Big Ten record and ties NCAA single game record)
- 9 Keisha Anderson vs. Western Illinois, 12-7-95
- 9 Robin Threatt vs. Chicago State, 12-9-92
- 8* several times

Most Blocked Shots

- 12* Janetta Johnson vs. Indiana, 1-6-89
- 12 Janetta Johnson vs. Detroit, 12-11-88
- 12 Janetta Johnson vs. UW-Green Bay, 12-7-88
- 11 Michelle Lowman vs. Iowa, 1-23-83
- 10 Michelle Lowman vs. Illinois, 12-9-78
- 9 Michelle Lowman vs. Purdue, 1-20-79
- 8 Janetta Johnson vs. Illinois-Chicago, 1-30-89
- 8 Janetta Johnson vs. San Jose State, 11-27-88
- 8 Camilla Hudson vs. Ohio State, 1-18-87
- 8 Lisa Bonnell vs. Northern Iowa, 12-1-84

* Indicates Wisconsin Record in Big Ten Only Play, 1983-99



Individual Single Season Records

Big Ten Play (1982-99)

Cumulative (1974-99)

Most Points

379 Barb Franke, 1994 (21.1 avg)	601 Barb Franke, 1995-96 (20.7)
350 Theresa Huff, 1983 (19.4 avg)	577 LaTonya Sims 1998-99 (18.0)
348 Lisa Bonnell, 1988	574 Robin Threatt, 1991-92 (19.8)
338 Robin Threatt, 1992	549 Lisa Bonnell, 1987-88
329 Barb Franke, 1996	548 Barb Franke, 1994-95
328 Janet Huff, 1984	540 Theresa Huff, 1981-82
311 Robin Threatt, 1993	536 Katie Voigt, 1997-98
310 Lisa Bonnell, 1987	531 Keisha Anderson, 1996-97
300 Katie Voigt, 1998	517 Barb Franke, 1993-94
292 Keisha Anderson, 1997	515 Janet Huff, 1983-84
287 LaTonya Sims, 1999	509 Robin Threatt, 1992-93
285 Robin Threatt, 1991	499 Theresa Huff, 1980-81
272 Mynette Clark, 1991	474 Lisa Bonnell, 1986-87
269 Barb Franke, 1995	467 Ann Klapperich, 1997-98
268 Jessie Stomski 1999	459 Jessie Stomski, 1998-99
265 Megan Scott, 1984	458 Theresa Huff, 1982-83
256 Michele Kozelka, 1990	448 Robin Threatt, 1990-91
250 Michele Kozelka, 1991	445 Michele Kozelka, 1989-90
248 Katie Voigt, 1994	439 Ann Klapperich, 1996-97
246 Ann Klapperich, 1997	432 Janet Huff, 1981-82
242 Mynette Clark, 1992	420 Chris Pruitt, 1983-84
242 Chris Pruitt, 1984	419 Katie Voigt, 1995-96
236 Katie Voigt, 1996	408 Mynette Clark, 1990-91
235 Faith Johnson, 1985	392 LaTonya Sims, 1997-98
233 Keisha Anderson, 1995	391 Mynette Clark, 1991-92
233 Michele Kozelka, 1989	382 Theresa Huff, 1979-80

Most Rebounds

214 Theresa Huff, 1983 (11.9 avg)	394 Theresa Huff, 1981-82 (11.6)
165 Michele Kozelka, 1991	303 Theresa Huff, 1982-83
159 Michele Kozelka, 1989	294 Theresa Huff, 1980-81
157 Janet Johnson, 1989	260 Michele Kozelka, 1990-91
153 Barb Franke, 1994	254 Vivian Rorer, 1981-82
151 Michelle Kozelka, 1990	244 Michelle Kozelka, 1989-90
145 Megan Scott, 1984	241 Ann Hall, 1979-80
137 Lisa Bonnell, 1987	230 Janet Johnson, 1988-89
136 Lisa Bonnell, 1988	229 Barb Franke, 1994-95
128 DeLinda Hastie, 1987	226 Barb Franke, 1995-96
124 DeLinda Hastie, 1988	225 Barb Franke, 1993-94
123 Katie Voigt, 1994	223 DeLinda Hastie, 1987-88

Highest Scoring Average

21.1 Barb Franke, 1994 (18 games)	20.7 Barb Franke, 1995-96 (29)
20.6 Barb Franke, 1996 (16 games)	19.8 Robin Threatt, 1991-92 (29)
19.4 Theresa Huff, 1985	19.7 Keisha Anderson, 1996-97
19.3 Lisa Bonnell, 1988	19.6 Lisa Bonnell, 1987-88
19.3 Janet Huff, 1984	19.2 Barb Franke, 1993-94
18.8 Katie Voigt, 1998	19.1 Janet Huff, 1983-84
18.8 Robin Threatt, 1992	18.9 Barb Franke, 1994-5
18.2 Keisha Anderson, 1997	18.9 Robin Threatt, 1992-93
17.9 LaTonya Sims, 1999	18.0 LaTonya Sims, 1998-99
17.3 Robin Threatt, 1993	17.3 Katie Voigt, 1997-98
17.2 Lisa Bonnell, 1987	16.9 Theresa Huff, 1982-83
16.8 Barb Franke, 1995	16.9 Lisa Bonnell, 1986-87
16.8 Jessie Stomski, 1999	16.6 Robin Threatt, 1990-91
15.8 Robin Threatt, 1991	16.6 Theresa Huff, 1980-81
15.4 Ann Klapperich, 1997	16.3 Ann Klapperich, 1996-97
15.1 Mynette Clark, 1991	16.3 Pam Moore, 1977-78
14.7 Michele Kozelka, 1990	15.9 Theresa Huff, 1981-82

Big Ten Play (1982-99)

Cumulative (1974-99)

Highest Rebound Average

11.9 T. Huff, 1983 (18 games)	11.6 Theresa Huff, 1981-82 (34)
9.2 Michele Kozelka, 1991	11.2 Theresa Huff, 1982-83
8.8 Michele Kozelka, 1989	9.8 Theresa Huff, 1980-81
8.7 Janet Johnson, 1989	9.8 Ginny Vorwald, 1976-77
8.5 Barb Franke, 1994	9.3 Michele Kozelka, 1990-91
8.4 Michele Kozelka, 1990	9.0 Pam Moore, 1977-78
8.2 Megan Scott, 1984	8.7 Michele Kozelka, 1989-90
7.9 Michele Kozelka, 1992	8.5 Janet Johnson, 1988-89
7.9 Barb Franke, 1996	8.3 Barb Franke, 1993-94
	8.3 DeLinda Hastie, 1987-88
	8.3 Kristi Condon, 1975-76

Most Field Goals

153 T. Huff, 1983 (18 games)	232 Theresa Huff, 1981-82 (34)
143 Lisa Bonnell, 1988	225 Barb Franke, 1995-96 (29)
140 Barb Franke, 1994	223 Theresa Huff, 1980-81
136 Janet Huff, 1984	223 Lisa Bonnell, 1987-88
129 Lisa Bonnell, 1987	222 LaTonya Sims, 1998-99
128 Robin Threatt, 1992	221 Robin Threatt, 1991-92
122 Barb Franke, 1996	217 Keisha Anderson, 1996-97
121 Keisha Anderson, 1997	217 Janet Huff, 1983-84
119 Robin Threatt, 1993	209 Robin Threatt, 1992-93
113 LaTonya Sims	203 Theresa Huff, 1982-83

Most Field Goal Attempts

324 Lisa Bonnell, 1988 (18 games)	510 Theresa Huff, 1981-82 (34)
314 Theresa Huff, 1983	498 Lisa Bonnell, 1987-88
301 Janet Huff, 1984	476 Janet Huff, 1983-84
291 Lisa Bonnell, 1987	461 LaTonya Sims, 1998-99
274 Robin Threatt, 1993	444 Robin Threatt, 1992-93
267 Robin Threatt, 1992	442 Robin Threatt, 1991-92
263 Keisha Anderson, 1997	438 Theresa Huff, 1980-81
252 Chris Pruitt, 1984	437 Lisa Bonnell, 1986-87
248 Robin Threatt, 199	437 Theresa Huff, 1982-83

Best Field Goal Percentage

(100 or more attempts)

.574 Barb Franke, 1994 (140-244)	.572 Jessie Stomski, 1998-99(182-3180)
.571 Jessie Stomski, 1999 (105-184)	.564 Barb Franke, 1993-94 (189-335)
.548 Megan Scott, 1984 (109-199)	.558 J. Burkholder, 1993-94 (77-138)
.537 Camille Williams, 1993 (79-147)	.547 Megan Scott, 1983-84 (127-232)
.531 Barb Franke, 1992 (85-160)	.542 Barb Franke, 1991-92 (128-236)
.526 Barb Franke, 1996 (122-232)	.528 Barb Franke, 1995-96 (225-426)
.513 Ann Klapperich, 1995 (77-150)	.528 A. Klapperich, 1995-96 (142-269)
.510 Ann Klapperich, 1997 (101-198)	.518 Vivian Rorer, 1981-82 (156-301)
.498 LaTonya Sims, 1999 (113-227)	.515 J. Johnson, 1988-89 (152-295)
.495 Janet Johnson, 1989 (99-200)	.514 C. Williams, 1992-93 (111-216)

Most Three-Point Goals

43 Katie Voigt, 1998 (16 games)	84 Katie Voigt, 1997-98 (31)
40 D. Rademaker, 1994 (18 games)	63 Dolly Rademaker, 1993-94 (27)
37 Mynette Clark, 1991	60 Katie Voigt, 1995-96
32 Katie Voigt, 1996	57 Katie Voigt, 1994-95
32 Mynette Clark, 1992	58 Mynette Clark, 1990-91
31 Robin Threatt, 1993	49 Mynette Clark, 1991-92
28 Karie Cattanach, 1997	47 Karie Cattanach, 1996-97
27 Katie Voigt, 1995	47 Dolly Rademaker, 1990-91

Big Ten Play (1982-99)

27 Dolly Rademaker, 1993
 27 Katie Voigt, 1994
 23 Robin Threatt, 1992
 22 Robin Threatt, 1990
 21 Robin Threatt, 1991

Cumulative (1974-99)

40 Robin Threatt, 1992-93
 39 Robin Threatt, 1991-92
 36 Kyle Black, 1998-99
 34 Dolly Rademaker, 1992-93

Most Three-Point Attempts

111 Mynette Clark, 1991 (18 games)	217 Katie Voigt, 1997-98 (31)
109 Katie Voigt, 1998	182 Mynette Clark, 1990-91(28)
102 Katie Voigt, 1996	176 Katie Voigt, 1995-96
97 Dolly Rademaker, 1994	164 Katie Voigt, 1994-95
87 Robin Threatt, 1993	144 Dolly Rademaker, 1993-94
81 Katie Voigt, 1995	141 Mynette Clark, 1991-92
81 Dolly Rademaker, 1993	119 Karie Cattanaach, 1996-97
78 Mynette Clark, 1992	116 Dolly Rademaker, 1992-93
74 Katie Voigt, 1994	116 Dolly Rademaker, 1990-91
67 Karie Cattanaach, 1997	114 Robin Threatt, 1992-93
67 Robin Threatt, 1990	112 Robin Threatt, 1991-92

Best Three-Point Percentage**(20 or more made)**

.418Karie Cattanaach, 1997 (28-67)	.438 Dolly Rademaker, 1993-94 (63-144)
.412Dolly Rademaker, 1994 (40-97)	.405 Dolly Rademaker, 1991 (47-116)
.410Mynette Clark, 1992 (32-78)	.395 K. Cattanaach, 1996-97 (47-119)
.394Katie Voigt, 1998 (43-109)	.387 Katie Voigt, 1997-98 (84-217)
.356Robin Threatt, 1993 (31-87)	.382 Karie Cattanaach, 1994-95 (26-68)
.351 Katie Voigt, 1994 (26-74)	.372 Karie Cattanaach, 1995-96 (29-78)
.349Robin Threatt, 1992 (23-66)	.351 Robin Threatt, 1992-93 (40-114)
.344Dolly Rademaker, 1991 (22-64)	.350 Kyle Black, 1998-99 (36-103)
.333 Katie Voigt, 1995 (27-81)	.348 Katie Voigt, 1994-95 (57-164)
.333Dolly Rademaker, 1993 (27-81)	.348 Robin Threatt, 1991-92 (39-112)
.333Mynette Clark, 1991 (37-111)	.348 Mynette Clark, 1991-92 (49-141)

Note: 1987-88 was first season with the three-point goal

Most Free Throws

90 Barb Franke, 1994 (18 games)	150 Barb Franke, 1995-96 (29)
84 Barb Franke, 1996 (16 games)	141 Barb Franke, 1994-95
72 Camille Williams, 1993	125 Barb Franke, 1993-94
70 Barb Franke, 1995	123 LaTonya Sims, 1998-99
65 Lisa Lawrence, 1991	118 Michele Kozelka, 1989-90
65 Katie Voigt, 1998	110 Camille Williams, 1992-93
64 Michele Kozelka, 1990	104 Katie Voigt, 1997-98
59 Robin Threatt, 1992	95 Jessie Stomski, 1998-99
58 Amy Bauer, 1991	93 Robin Threatt, 1991-92
58 LaTonya Sims, 1999	92 Ann Klapperich, 1995-96
58 Jessie Stomski, 1999	91 Ann Klapperich, 1997-98

Most Free Throw Attempts

125 Barb Franke, 1994 (18 games)	217 Barb Franke, 1994-95 (29)
119 Barb Franke, 1995	208 Barb Franke, 1995-96
113 Barb Franke, 1996	177 LaTonya Sims, 1998-99
111 Camille Williams, 1993	173 Barb Franke, 1993-94
88 LaTonya Sims, 1999	166 Camille Williams, 1992-93
84 Michele Kozelka, 1990	147 Michele Kozelka, 1989-90
84 Jessie Stomski, 1999	144 DeLinda Hastie, 1987-88
82 Lisa Lawrence, 1991	134 LaTonya Sims, 1997-98
80 Robin Threatt, 1992	132 Jessie Stomski, 1998-99
80 Megan Scott, 1984	127 Ann Klapperich, 1995-96

Big Ten Play (1982-99)**Best Free Throw Percentage (45 or more attempts)**

.845 Katie Voigt, 1998 (65-76)	.887 Katie Voigt, 1995-96 (63-71).
.845 Karen O'Malley, 1987 (38-45)	.867 Katie Voigt, 1997-98 (104-120)
.815 Mynette Clark, 1992 (44-54)	.812 Katie Voigt, 1994-95 (39-48)
.821 Ann Klapperich, 1994-95 (55-67)	.811 Tamara Moore, 1998-99 (86-106)
.810 Mynette Clark, 1991 (47-58)	.804 Mynette Clark, 1991-92 (74-92)
.809 Chris Pruitt, 1983 (38-47)	.803 M. Kozelka, 1989-90 (118-147)
.804 Chris Pruitt, 1985 (41-51)	.796 Amy Bauer, 1989-90 (43-54)
.793 Lisa Lawrence, 1991 (65-82)	.795 Karen O'Malley, 1986-87 (62-78)
.792 Tamara Moore, 1999 (42-53)	.794 Janet Huff, 1983-84 (81-102)
.781 Katie Voigt, 1994 (50-64)	.793 Ann Klapperich, 1994-95 (69-87)

Most Personal Fouls

4.22 Janet Johnson, 1989 (76/18)	4.15 Janet Johnson, 1988-89 (112/27)
3.88 Michelle Lowman, 1983 (70/18)	3.85 Karen O'Malley, 1985-86 104/27)
3.82 Karen O'Malley, 1986 (65/17)	3.68 Teresa Theder, 1984-85 (103/28)
3.81 Ann Klapperich, 1996 (61/16)	3.59 Barb Franke, 1991-92 (104/29)
3.72 Teresa Theder, 1985 (67/18)	3.59 Michelle Lowman, 1982-83 (97/27)
3.67 Mynette Clark, 1991 (66/18)	3.58 Michelle Lowman, 1978-79 (86/24)
3.67 DeLinda Hastie, 1987 (66/18)	3.50 Sharon Johnson, 1992-93 (84/24)

Most Assists

98 Keisha Anderson, 1996 (16)	195 K. Anderson, 1995-96 (29)
75 Amy Bauer, 1989 (18)	153 K. Anderson, 1994-95 (29)
73 Verdell Hale, 1987	141 Amy Bauer, 1988-89
72 Keisha Anderson, 1995	124 Katie Voigt, 1993-94
71 Katie Voigt, 1994	124 Amy Bauer, 1990-91
71 Chris Pruitt, 1985	124 Nancy Fahey, 1980-1
69 Mynette Clark, 1991	123 Keisha Anderson, 1996-97
68 Karen O'Malley, 1988	123 Verdell Hale, 1986-87
67 Keisha Anderson, 1997	120 Faith Johnson, 1981-82
67 Janet Huff, 1984	120 Janet Huff, 1982-83

Most Steals

76 Keisha Anderson, 1996 (16)	124 K. Anderson, 1995-96 (29)
60 Keisha Anderson, 1995 (16)	109 K. Anderson, 1994-95 (29)
54 Faith Johnson, 1985	94 K. Anderson, 1996-97
53 Robin Threatt, 1993	90 Janet Huff, 1981-82
50 Janet Huff, 1983	88 Robin Threatt, 1991-92
49 Janet Huff, 1984	87 Robin Threatt, 1992-93
48 Theresa Huff, 1983	80 Janet Huff, 1983-84
45 Keisha Anderson, 1997	80 Tamara Moore, 1998-99
42 Megan Scott, 1984	78 Faith Johnson, 1984-85
42 Faith Johnson, 1983	76 Janet Huff, 1982-83

Most Blocked Shots

70 Janet Johnson, 1989 (18)	130 J. Johnson, 1988-89 (27)
48 Michelle Lowman, 1983	78 Michelle Lowman, 1982-83
28 Inga Young, 1987	73 Michelle Lowman, 1978-79
26 Amy Wiersma, 1997	54 Michelle Lowman, 1981-82
24 Inga Young, 1986	51 Inga Young, 1986-87
18 DeLinda Hastie, 1987	47 Amy Wiersma, 1996-97
18 Theresa Huff, 1983	47 Michelle Lowman, 1980-81

Most Consecutive Free Throws

29	Michele Kozelka, 1990 (all-time record)
17-17	Keisha Anderson, 1996 (in a game)
17-17	Michele Kozelka, 1990 (in a game)



Team Single Game Records

Cumulative (1974-99)

Most Points

123 vs. Bradley, 12-5-82 (UW-123, BRAD-79)
107 vs. Siena, 3-14-99 (UW-102, Siena-85)
102* vs. Minnesota, 1-6-91 (UW-102, MINN-77)

Fewest Points

28 vs. Illinois State, 12-5-75 (UW-28, ISU-88)
32* vs. Iowa, 1-26-86 (UW-32, IA-68)

Most Points Allowed

103* vs. Indiana, 2-1-91 (UW-86, IND-103)

Fewest Points Allowed

27 vs. N. Illinois, 1-23-75 (UW-42, NIU-27)
44* vs. Iowa, 2-23-83 (UW-68, IA-44)

Most Field Goals

52 vs. Bradley (52 of 87), 12-5-82
43* vs. Michigan (43 of 91), 1-16-83
43* vs. Purdue (43 of 81), 1-6-84

Fewest Field Goals

12* vs. Iowa (12 of 48), 1-26-86

Most Field Goal Attempts

108 vs. DePaul (46 of 108), 12-14-77
91* vs. Michigan (43 of 91), 1-16-83

Fewest Field Goal Attempts

36 vs. UW-Green Bay (16 of 36), 12-5-89
39* vs. Ohio State (17 of 39), 1-18-98

Best Field Goal Percentage

.621 vs. UW-Milwaukee (41-66), 12-9-93
.604* vs. Ohio State (32 of 53), 1-28-94

Lowest Field Goal Percentage

.215 vs. Michigan (14 of 65), 2-7-76
.222* vs. Minnesota (14 of 63), 3-5-87

Most Three-Point Goals

11* vs. Northwestern (11-23), 2-28-92
11 vs. Creighton (11-28), 11-26-91

Fewest Three-Point Goals

0* vs. Purdue (0-6), 2-16-97
0* vs. Michigan (0-4), 1-24-97
0 vs. UW-Green Bay (0-7), 12-7-94
0 vs. Texas Tech (0-8), 12-5-98
0 vs. Iowa (0-4), 1-3-99
0 vs. Indiana (0-6), 1-10-99
0 vs. Mich State (0-12), 3-17-99

Most Three-Point Attempts

30 vs. Auburn (6-30), 11-29-91
30* vs. Ohio State (8-30), 3-11-92

Fewest Three-Point Attempts

0 vs. Chicago State, 1-2-90
0 vs. UW-Green Bay, 12-5-89
0 vs. Valparaiso, 12-13-88
0 vs. Loyola, 12-8-88

Best Three-Point Percentage (10 or more made)

.667* vs. Minnesota (10-15), 1-9-94

Lowest Three-Point Percentage

.000 vs. Purdue (0-6), 2-16-97
.000 vs. Michigan (0-4), 1-24-97
.000 vs. UW-Green Bay (0-7), 12-7-94
.000 vs. Texas Tech (0-8), 12-5-98
.000 vs. Iowa (0-4), 1-3-99
.000 vs. Indiana (0-6), 1-10-99
.000 vs. Mich State (0-12), 3-17-99

Most Free Throws

40 vs. Northern Iowa (40-57), 1-16-96
33* vs. Illinois (33-44), 2-19-99

Fewest Free Throws

0* vs. Iowa (0-4), 1-22-84

Most Free Throw Attempts

57 vs. Northern Iowa (40-57), 1-16-96
44* vs. Illinois (33-44), 2-19-99

Fewest Free Throw Attempts

2 vs. Utah (1-2), 11-30-91
2* vs. Indiana (2-2), 2-17-79

Best Free Throw Percentage (14 or more atts.)

1.000* vs. Michigan State (14-14), 2-28-88
.931 vs. Siena (27-29), 3-14-99

Lowest Free Throw Percentage (14 or more atts.)

.333 vs. Eastern Kentucky (7-21), 11-27-83
.389* vs. Indiana (7-18), 2-11-83

Most Personal Fouls

36 vs. UW-Stevens Point, 1-27-79
33* vs. Purdue, 2-23-90

Most Rebounds

74 vs. Western Illinois, 1-13-82
65* vs. Michigan, 2-20-87

Fewest Rebounds

17 vs. Rutgers, 1-17-99
20* vs. Michigan, 2-2-86

Most Assists

34 vs. UW-Milwaukee, 12-13-78
28* vs. Illinois, 2-8-87

Fewest Assists

4* vs. Illinois, 2-14-88
4 vs. Florida State, 12-4-87

Most Steals

27 vs. DePaul, 12-14-77
27 vs. UW-Eau Claire, 12-1-77
23* vs. Purdue, 1-6-84

Fewest Steals

0 vs. Stanford, 11-25-88
2* vs. Michigan, 2-28-98
2* vs. Ohio State, 1-8-89
2* vs. Iowa, 3-12-88
2* vs. Michigan, 2-28-98

Most Turnovers

42* vs. Penn State, 2-23-94

Fewest Turnovers

9* vs. Michigan State, 3-17-99
9* vs. Michigan State, 1-30-98
9* vs. Michigan, 1-23-98
9* vs. Indiana, 1-12-97
9* vs. Indiana, 2-23-96

Most Blocked Shots

17* vs. Iowa, 1-23-83

Largest Margin of Victory

65 vs. UW-Milwaukee (115-50), 12-13-78
41* vs. Michigan (89-48), 2-27-95

Largest Margin of Loss

72 vs. UW-LaCrosse (30-102), 2-11-76
48* vs. Purdue (45-93), 3-6-94
48* vs. Iowa (50-98), 3-12-88

Most Overtimes

2* Wisconsin (98) vs. Purdue (95), 1-26-96
2 Wisconsin (62) vs. Cal St-Long Beach (66), 12-30-82

* Indicates UW School Record in Big Ten Conference play

Team Single Season Records



Big Ten Play (1982-99)	Cumulative (1974-99)	
Most Points		
79.6 1991 (1433 in 18)	81.7	1990-91 (2288 in 28)
Fewest Points		
56.1 1986 (1009 in 18)	43.6	1975-76 (785 in 18)
Most Field Goals		
28.8 1983 (519 in 18)	30.8	1982-83 (831 in 27)
Most Field Goal Attempts		
68.8 1983 (1238 in 18)	76.1	1977-78 (1827 in 24)
Best Field Goal Percentage		
.462 1999 (420-909)	.466	1993-94 (722 of 1549)
Lowest Field Goal Percentage		
.359 1986 (403 of 1124)	.299	1975-76 (352 of 1177)
Most Three-Point Goals		
5.2 1991 (94 in 18)	5.8	1990-91 (161 in 28)
Most Three-Point Attempts		
16.3 1991 (293 in 18)	17.3	1990-91 (485 in 28)
Best Three-Point Percentage		
.386 1998 (61 of 158)	.355	1997-98 (120 of 338)
Lowest Three-Point Percentage		
.290 1988 (38-131)	.267	(1987-88 (60-225)
Most Free Throws		
17.3 1996 (278 in 16)	17.3	1995-96 (502-29)
Most Free Throw Attempts		
23.9 1995 (383 in 16)	24.5	1995-96 (712 in 29)
Best Free Throw Percentage		
.749 1991 (311 of 415)	.719	1990-91 (463 of 644)
Lowest Free Throw Percentage		
.606 1997 (168 of 277)	.556	1975-76 (98 of 176)
Most Rebounds		
43.7 1983 (788 in 18)	45.6	1990-91 (1236 in 18)
Fewest Rebounds		
34.3 1993 (617 in 18)	21.8	1975-76 (394 in 18)
Most Personal Fouls		
22.4 1986 (404 in 18)	22.9	1985-86 (642 in 28)
Most Assists		
16.2 1990 (291 in 18)	16.3	1990-91 (456 in 28)
Fewest Assists		
11.9 1986 (215 in 18)	12.5	1985-86 (349 in 28)
Most Turnovers		
24.5 1994 (441 in 18)	25.3	1993-94 (684 in 27)
Fewest Turnovers		
16.4 1998 (263 in 16)	17.8	1997-98 (553 in 31)
Most Blocks		
5.2 1983 (93 in 18)	5.7	1982-83 (155 in 27)
Fewest Blocks		
1.4 1990 (26 in 18)	2.1	1994-95 (61 in 29)
Most Steals		
12.9 1996 (207 in 16)	12.9	1995-96 (375 in 29)
Fewest Steals		
7.1 1986 (128 in 18)	7.7	1986-87 (249 in 28)
Best Season Opening		
7-0 1984 (Record 13-5, 2nd)	9-0	1997-98 (Record 21-10)
	7-0	1996-97 (Record 16-11)
	7-0	1982-83 (Record 19-8)
Best Non-Conference Record		
	11-1	1997-98 (Record 21-10)
Attendance Average		
12,474 1998 (99,797 in 8)	10,455	1997-98 (125,464 in 12)

Big Ten Play (1982-99)	Cumulative (1974-99)	
Most Victories		
13 1992 (Rec: 13-5)	21	1997-98 (Rec: 21-10)
13 1984 (Rec: 13-5)	21	1995-96 (Rec: 21-8)
	21	1981-82 (Rec: 21-13)
Most Consecutive Victories		
8 1996 (Rec: 12-4)	10	1995-96 (Rec: 21-8)
7 1984 (Rec: 13-5)	9	1997-98 (Rec: 21-10)
	7	1996-97 (Rec: 16-11)
	7	1994-95 (Rec: 20-9)
Most Consecutive Home Victories		
	11	1983-84 (Rec: 18-10)
Fewest Victories		
1 1986 (Rec: 1-17)	4	1987-88 (Rec: 4-24)
	4	1985-86 (Rec: 4-24)
Most Losses		
17 1986 (Rec: 1-17)	24	1987-88 (Rec: 4-24)
	24	1985-86 (Rec: 4-24)
Most Consecutive Losses		
15 1988 (Rec: 2-16)	17	1985-86 (Rec: 4-24)
Fewest Losses		
5 1995 (Rec: 20-9)	7	1974-75 (Rec: 11-7)
5 1984 (Rec: 13-5)		
Most Overtimes		
4 1999 Season	6@	1998-99 (@NCAA Record)
2 1996 and 1991 Seasons	4	1990-91
Big Ten Overtime Record: 7-4		
W	Wisconsin-82 vs. Illinois-78, 1 OT, 2-19-99	
W	Wisconsin-83 vs. Ohio State-79, 1 OT, 2-12-99	
W	Wisconsin-73 vs. Michigan State-68, 1 OT, 2-7-99	
L	Wisconsin-71 vs. Penn State-73, 1 OT, 2-5-99	
W	Wisconsin-98 vs. Purdue-95, 2 OT, 1/26/96	
W	Wisconsin-79 vs. Minnesota-78, 1 OT, 2-5-95	
L	Wisconsin-76 at Ohio State-81, 1 OT, 2-3-91	
L	Wisconsin-76 at Iowa-85, 1 OT, 3-9-91	
L	Wisconsin-75 at Illinois-81, 1 OT, 1-27-89	
W	Wisconsin-48 at Indiana-46, 1 OT, 2-15-87	
W	Wisconsin-89 vs. Northwestern-86, 1 OT, 3-9-85	
Program Overtime Record: 19-8		
W	Wisconsin-70 vs. Michigan State-69 WNIT, 1 OT, 3-17-99	
W	Wisconsin-82 vs. Illinois-78, 1 OT, 2-19-99	
W	Wisconsin-83 vs. Ohio State-79, 1 OT, 2-12-99	
W	Wisconsin-73 vs. Michigan State-68, 1 OT, 2-7-99	
L	Wisconsin-71 vs. Penn State-73, 1 OT, 2-5-99	
W	Wisconsin-103 vs. Cal-Santa Barbara-90, 1 OT, 11-20-99	
W	Wisconsin 74 vs. Georgia 64, 1 OT, 1-4-98	
W	Wisconsin-98 vs. Purdue-95, 2 OT, 1-26-96	
W	Wisconsin-79 vs. Minnesota-78, 1 OT, 2-5-95	
L	Wisconsin-76 at Ohio State-81, 1 OT, 2-3-91	
L	Wisconsin-76 at Iowa-85, 1 OT, 3-9-91	
W	Wisconsin-80 at Nebraska-74, 1 OT, 12-7-90	
L	Wisconsin-91, Washington-99, 1 OT, 11-23-90 (at Colorado)	
L	Wisconsin-75 at Illinois-81, 1 OT, 1-27-89	
W	Wisconsin-62 at UW-Green Bay-58, 1 OT, 12-7-88	
W	Wisconsin-48 at Indiana-46, 1 OT, 2-15-87	
W	Wisconsin-73 at Cincinnati-68, 1 OT, 11-28-86	
W	Wisconsin-74 vs. Western Illinois-69, 1 OT, 11-24-85	
L	Wisconsin-57 at Illinois State-64, 1 OT, 12-22-85	
W	Wisconsin-89 vs. Northwestern-86, 1 OT, 3-9-85	
W	Wisconsin-77 vs. Illinois State-75, 1 OT, 2-16-83	
L	Wisconsin-62 at Cal St-Long Beach-66, 2 OT, 12-30-82	
W	Wisconsin-68 at Indiana State-60, 1 OT, 3-12-82	
W	Wisconsin-78 vs. Iowa State-77, 1 OT, 3-6-82	
L	Wisconsin-76 at Union University-78, 1 OT, 1-6-81	
W	Wisconsin-72 at Yale-70, 1 OT, 1-7-80	
W	Wisconsin-82 vs. Purdue-75, 1 OT, 1-20-79	

UW Field House Records



Individual Records

All-Time Badger Field House Women's Basketball Record 1974-99: 167 wins, 112 losses (.598)

Most Points

Wisconsin	38	Barb Franke vs. Purdue (12fg, 14-20ft)	1-26-96
Opponent	41	Laura Coenen (Minn.) (15fg, 11-14ft)	2-18-83

Most Field Goals

Wisconsin	13	Barb Franke vs. Drake (13-22)	11-30-95
	13	Michele Kozelka vs. Illinois State (13-17)	12-30-90
	13	Lisa Bonnell vs. Detroit (13-19)	12-13-87
	13	Janet Huff vs. Ohio State (13-26)	2-12-84
	13	Janet Huff vs. Iowa (13-25)	1-22-84
Opponent	15	Carol Emanuel (Purdue) (15-27)	3-12-83
	15	Laura Coenen (Minnesota) (15-26)	2-18-83

Most Field Goals Attempted

Wisconsin	27	Theresa Huff vs. Indiana (11-27)	2-6-83
	27	Theresa Huff vs. Michigan State (12-27)	1-14-83
Opponent	30	Mary Schoenhoff (Loyola) (12-30)	12-8-81
	30	Robin Hasemann (Western Illinois) (13-30)	12-4-88

Best Field Goal Percentage (8 attempts minimum)

Wisconsin	.889	Ann Klapperich vs. Illinois State (8-9)	12-9-95
Opponent	.889	Roxanne Grabow (Bradley) (8-9)	12-5-82

Most Three-Point Field Goals

Wisconsin	6	Robin Threatt vs. Creighton (6-10)	11-26-91
Opponent	5	Vanessa Nygaard (Stanford) (5-11)	11-21-97
	5	Melissa Sanford (Creighton) (5-7)	11-26-91
	5	Nadine Domond (Iowa) (5-7)	2-18-96

Most Three-Point Field Goals Attempted

Wisconsin	13	Lisa Bonnell vs. Iowa (3-13)	1-8-88
Opponent	12	Lori Goerlitz (Marquette) (3-12)	2-9-95
	12	Erin Boland (Siena College) (3-12)	3-14-99

Best Three-Point Field Goal Percentage (4 attempts minimum)

Wisconsin	1.000	Robin Threatt vs. Michigan State (4-4)	2-18-90
Opponent	.800	Milena Flores (Stanford) (4-5)	11-21-97
	.800	Chrissy Loeliger (Siena College) (4-5)	3-14-99

Most Free Throws

Wisconsin	17	Michele Kozelka vs. UW-Green Bay (17-17)	12-5-89
Opponent	17	Sally Anderson (DePaul) (17-17)	12-11-86

Most Free Throws Attempted

Wisconsin	20	Barb Franke vs. Purdue (14-20)	1-26-96
Opponent	17	Cindy Haugejorde (Iowa) (13-17)	2-9-80
	17	Sally Anderson (DePaul) (17-17)	12-11-86

Best Free Throw Percentage (10 attempts minimum)

Wisconsin	1.00	Michele Kozelka vs. UW-Green Bay (17-17)	12-5-89
	1.00	Camille Williams vs. UW-Green Bay (10-10)	12-1-92
	1.00	Ann Klapperich vs. Penn State (10-10)	1-28-96
Opponent	1.00	Sally Anderson (DePaul) (17-17)	12-11-86
	1.00	Kiersten Miller (Drake) (10-10)	11-30-95

Most Rebounds

Wisconsin	19	DeLinda Hastie vs. UW-Green Bay	12-9-87
Opponent	22	Nanette Gibson (Michigan State)	2-9-80

Most Assists

Wisconsin	14	Faith Johnson vs. Eastern Illinois	12-14-84
Opponent	12	JoAnn Palombo (Northwestern)	1-30-87

Most Steals

Wisconsin	14	Keisha Anderson vs. Cleveland State	2-11-97
Opponent	8	Franthea Price (Iowa)	2-3-89

Most Blocked Shots

Wisconsin	10	Michelle Lowman vs. Illinois	12-9-78
Opponent	6	Donna Freese (UW-LaCrosse)	1-29-82
	6	Betty Willis (UW-Milwaukee)	12-13-78

Team Records

Most Points (women)

Wisconsin	123	vs. Bradley (UW 123, Bradley 79)	12-5-82
Opponent	97	Purdue vs. Wisconsin (UW 87, PUR 97)	1-27-91
	97	DePaul vs. Wisconsin (UW 75, Depaul 97)	12-11-86

Most Points (men)

Wisconsin	120	vs. So. Methodist (UW 120, SMU 82)	12-9-67
-----------	-----	------------------------------------	---------

Most Field Goals

Wisconsin	52	vs. Bradley (52-87)	12-5-82
Opponent	37	Siena College vs. Wisconsin (37-76)	3-14-99
	37	Purdue vs. Wisconsin (37-83)	1-27-91
	37	Northwestern vs. Wisconsin (37-70)	3-8-86

Most Field Goals Attempted

Wisconsin	108	vs. DePaul (46-108)	12-14-77
Opponent	86	Western Michigan vs. Wisconsin (22-86)	12-12-80

Best Field Goal Percentage (50 attempts min.)

Wisconsin	.598	vs. Bradley (52-87)	12-5-82
Opponent	.596	Indiana vs. Wisconsin (34-57)	3-11-89

Most Three-Point Field Goals

Wisconsin	11	vs. Creighton (11-28)	11-26-91
Opponent	11	Stanford vs. Wisconsin	11-21-97

Most Three-Point Field Goals Attempted

Wisconsin	28	vs. Creighton (11-28)	11-26-91
Opponent	28	Siena College vs. Wisconsin (9-28)	3-14-99

Best Three-Point Field Goal Percentage (4 attempts min.)

Wisconsin	1.00	vs. Illinois (4-4)	1-15-88
Opponent	.571	Purdue vs. Wisconsin (4-7)	1-28-90

Most Free Throws

Wisconsin	34	vs. Purdue (34-46)	1-26-96
Opponent	35	DePaul vs. Wisconsin (35-40)	12-11-86

Most Free Throws Attempted

Wisconsin	46	vs. Purdue (34-46)	1-26-96
Opponent	40	Ohio State vs. Wisconsin (29-40)	2-9-86
	40	DePaul vs. Wisconsin (35-40)	12-11-86

Best Free Throw Percentage (20 attempts min.)

Wisconsin	.969	vs. Michigan (32-33)	2-8-91
Opponent	.926	Purdue vs. Wisconsin	1-26-96

Most Rebounds

Wisconsin	74	vs. Western Illinois	1-13-82
Opponent	60	Illinois vs. Purdue	2-8-80

Most Rebounds (both teams)

Game	110	Wisconsin (57) vs. UI-Chicago (53)	12-27-86
------	-----	------------------------------------	----------

Most Assists

Wisconsin	34	vs. UW-Milwaukee	12-13-78
Opponent	30	Siena College vs. Wisconsin	3-14-99

Most Steals

Wisconsin	27	vs. DePaul	12-14-77
	27	vs. UW-Eau Claire	12-10-77
Opponent	23	Iowa vs. Wisconsin	1-2-87

Most Blocked Shots

Wisconsin	13	vs. Purdue	1-20-79
Opponent	8	Iowa vs. Wisconsin	2-18-96
	8	UW-LaCrosse vs. Wisconsin	1-29-82
	8	Detroit vs. Wisconsin	12-8-79
	8	UI-Chicago vs. UW-Stevens Point	1-26-79

Most Turnovers

Wisconsin	42	vs. Penn State	2-23-94
Opponent	48	Western Illinois vs. Wisconsin	12-13-91

Most Home Wins in a Season

	12	Home Record: 12-3 (Overall: 20-9)	1991-92
	12	Home Record: 12-1 (Overall: 18-10)	1983-84

Most Consecutive Home Wins

	11	Home Record: 12-1	1983-84
--	----	-------------------	---------

Most Home Losses in a Season

	12	Home Record: 2-12 (Overall: 4-24)	1985-86
--	----	-----------------------------------	---------

Most Consecutive Home Losses

	11	Field house Record 2-12	1985-86
--	----	-------------------------	---------

Attendance

	11,522	vs. Iowa (sellout)	2-18-96
--	--------	--------------------	---------



Kohl Center Records

Individual Records

All-Time Kohl Center Women's Basketball Record 1998: 19 wins, 4 loss (.826)

Most Points

Wisconsin	34	LaTonya Sims vs. UCSB (14 fg, 5ft)	11/20/98
	34	Jessie Stomski vs. OSU (12 fg, 10 ft)	2/12/99
Opponent	30	Erin Buescher, UCSB (11 fg, 6 ft)	11/20/98

2-Point Goals

Wisconsin	13	LaTonya Sims vs. UCSB (13-19)	11/20/98
Opponent	10	Andrea Garner, Penn State (10-17)	2/5/99

2-Point Attempts

Wisconsin	20	LaTonya Sims vs. MSU (9-20)	3/17/99
Opponent	21	Stephanie White, Purdue	2/15/98

Best Field Goal Percentage (8 attempts minimum)

Wisconsin	.714	Tamara Moore vs. Indiana St. (10-14)	3/11/99
Opponent	1.000	Chari Nordgaard, UW-GB (8-8)	11/22/98

3-Point Goals

Wisconsin	5	Katie Voigt vs. Michigan (5-9)	1/23/98
		Katie Voigt vs. Northwestern (5-10)	2/1/98
Opponent	7	Maxann Reese, Michigan State (7-11)	1/30/98

3-Point Attempts

Wisconsin	10	Katie Voigt vs. Northwestern (5-10)	2/1/98
Opponent	11	Maxann Reese, Michigan State (7-11)	1/30/98
	11	Cassie VanderHeyden, Minnesota(6-11)	12/28/98

Best Three Point Percentage (4 attempts minimum)

Wisconsin	.600	Kelley Paulus vs. Purdue (3-5)	2/15/98
Opponent	.636	Maxann Reese, Michigan State (7-11)	1/30/98

Free Throws

Wisconsin	11	Jessie Stomski vs. Illinois (11-14)	2/19/99
Opponent	9	Becky Cummings, MSU (9-12)	3/17/99

Free Throws Attempted

Wisconsin	14	Tamara Moore vs. UCSB (9-14)	11/20/98
	14	Jessie Stomski vs. Illinois (11-14)	2/19/99

Opponent	14	Kristi Rohr, UCSB (7-14)	11/20/98
----------	----	--------------------------	----------

Best Free Throw Percentage (10 attempts minimum)

Wisconsin	.900	LaTonya Sims vs. Indiana State (9-10)	3/11/99
Opponent	.750	Becky Cummings, MSU (9-12)	3/17/99

Total Rebounds

Wisconsin	14	Jessie Stomski vs. Michigan	1/15/99
Opponent	15	Alicia Sheeler, Illinois	2/20/98
	15	Kristen Rasmussen, MSU	3/17/99

Defensive Rebounds

Wisconsin	12	Jessie Stomski vs. Michigan	1/15/99
	12	Jessie Stomski vs. Indiana State	3/11/99
Opponent	12	Kristen Rasmussen, MSU	3/17/99

Offensive Rebounds

Wisconsin	8	LaTonya Sims vs. Michigan State	1/30/98
Opponent	8	Tauja Catchings, Illinois	2/19/99

Assists

Wisconsin	7	Tamara Moore vs. Penn State	2/5/99
		three others tied at 7	
Opponent	10	Helen Darling, Penn State	2/5/99

Blocked Shots

Wisconsin	3	Jessie Stomski vs. Indiana State	3/11/99
		three others tied at 3	
Opponent	2	eight people tied at 2	

Steals

Wisconsin	5	LaTonya Sims vs. Bowling Green	11/15/98
	5	Tamara Moore vs. MSU	3/17
Opponent	5	Corrin Von Wald, UW-Milwaukee	11/17/98
	5	Tammy Sutton-Brown, Rutgers	1/17/99
	5	Helen Darling, Penn State	2/5/99

Team Records

	Wisconsin	Opponent
Total Points		
High	103 vs. UCSB 11/20/98	90 by UCSB 11/20/98
Low	60 vs. UW-GB 11/22/98	43 by Indiana State 3/11/99
2-Point Goals		
High	36 vs. Bowling Green 11/15/99	28 by Penn St. 2/22/98
		28 by Bowling Green 11/15/99
Low	20 vs. Iowa 1/20/98	13 by Indiana State 3/11/99
	20 vs. Rutgers 1/17/99	
2-Point Attempts		
High	70 vs. Bowling Green 11/15/99	55 by Penn St. 2/22/98
		55 by Bowling Green 11/15/99
Low	39 vs. Rutgers 1/17/99	42 by UW Green-Bay 11/22/99
Field Goal Percentage		
High	.556 vs. Penn State 2/5/99	.585 by Rutgers 1/17/99
Low	.353 vs. Illinois 2/19/99	.258 by Indiana State 3/11/99
3-Point Goals		
High	8 vs. Northwestern 2/1/98	8 by Michigan St. 1/30/98
		8 by Northwestern 2/1/98
Low	0 vs. Iowa 1/3/99	2 by Michigan State 3/17/99
	0 vs. Michigan State 3/17/99	Three others tied with 2
3-Point Attempts		
High	16 vs. Iowa 1/20/98	22 by Michigan 1/23/98
Low	1 vs. Michigan State 2/7/99	7 by Iowa 1/3/99
3-Point Percentage		
High	1.000 vs Michigan St. 2/7/99	.533 by Michigan St. 1/30/98
Low	.000 vs. Iowa (0-4) 1/3/99	.143 by Bowling Green 11/15/99
	.000 vs. Michigan St. (0-12) 3/17/99	
Free Throws		
High	33 vs. Illinois 2/19/99	25 by UC-SB 11/20/98
Low	6 vs. Marquette 12/3/98	4 by Northwestern 2/1/98
Free Throws Attempted		
High	*47 vs. UC-SB 11/20/98	40 by UC-SB 11/20/98
Low	12 vs. UW-GB 11/22/98	6 by Northwestern 2/1/98
Low	12 vs. Penn State 2/5/99	

	Wisconsin	Opponent
Free Throw Percentage		
High	.864 vs. Rutgers 1/17/99	.923 by Purdue 2/15/98
Low	.400 vs. Marquette 12/3/98	.267 by Michigan 1/23/98
Total Rebounds		
High	53 vs. Michigan 1/23/98	53 by UC-SB 11/20/98
Low	17 vs. Rutgers 1/17/99	29 by Purdue 2/15/98
Defensive Rebounds		
High	41 vs. Michigan 1/23/98	32 by UC-SB 11/20/98
Low	11 vs. Rutgers 1/17/99	17 by UW-GB 11/22/98
		17 by Penn State 2/5/99
Offensive Rebounds		
High	23 vs. UW-Milwaukee 11/17/98	21 by Minnesota 12/28/99
		Two others tied with 21
Low	6 vs. Rutgers 1/17/99	6 by Michigan 1/23/98
Assists		
High	24 vs. Northwestern 2/1/98	21 by Rutgers 1/17/99
Low	8 vs. UC-SB 11/20/98	9 by UW Milwaukee 11/17/98
Blocked Shots		
High	8 vs. Indiana State 3/11/99	4 by Indiana State. 3/11/99
Low	0 vs. Northwestern 1/22/99	0 by Ohio State 2/12/99
Steals		
High	18 vs. Bowling Green 11/15/98	13 by Ohio State 2/12/99
Low	4 vs. Michigan 1/23/98	3 by Michigan St. 1/30/98
Turnovers		
High	27 vs. UW Milwaukee 11/17/98	32 by UC-SB 11/20/98
Low	*9 vs. Michigan 1/23/98	6 by Michigan 1/23/98
	*9 vs. Michigan St. 1/30/98	
Fouls		
High	25 vs. UC-SB 11/20/98	34 by UC-SB 11/20/98
Low	10 vs. Northwestern 2/1/98	12 by UW-GB 11/22/98
Attendance		
	*16,329 vs. Northwestern (Big Ten Record), 2/1/98	

*Indicates School Record



UW Basketball Attendance

Wisconsin Season Attendance Averages

Year	Record	Atten./Games	Avg.	Big Ten/Games	Avg.	Record	Place
1974-75	11-7	No record					
1975-76	5-13	No record					
1976-77	7-14	No record					
1977-78+	14-10	12,231/10	1,223				
1978-79	13-11	4,979/10	498				
1979-80	11-16	3,246/8	406				
1980-81	13-18	4,408/12	367				
1981-82	21-13	4,873/11	443				
1982-83@	19-8	9,589/13	738	7,724/9	858	11-7	5th
1983-84	18-10	9,776/13	752	8,628/9	959	13-5	2nd
1984-85	11-17	8,562/13	659	6,225/9	692	6-12	Tie 7th
1985-86	4-24	8,704/14	522	4,971/9	552	1-17	10th
1986-87	9-19	14,112/14	1,008	9,349/9	1,039	4-14	Tie 8th
1987-88	4-24	10,718/13	824	8,221/9	913	2-16	10th
1988-89	13-14	13,700/14	979	10,575/9	1,175	5-13	8th
1989-90	8-20	15,478/14	1,106	11,699/9	1,300	3-15	9th
1990-91	13-15	16,915/14	1,208	13,470/9	1,497	7-11	7th
1991-92	20-9	38,631/14	2,759	27,102/9	3,011	13-5	3rd
1992-93	7-20	20,310/12	1,692	16,891/9	1,877	4-14	10th
1993-94	13-14	26,553/15	1,770	19,478/9	2,164	6-12	9th
1994-95	20-9	59,329/12	4,944	52,686/8	6,586	11-5	3rd
1995-96	21-8	94,604/12	7,884	67,464/8	8,433	12-4	3rd
1996-97	16-11	102,426/12	8,536	70,795/8	8,849	8-8	Tie 6th
1997-98	21-10	125,464/12	10,455	99,797/8	12,474	9-7	6th
1998-99	18-14	136,182/18	7,566	71,504/8	8,938	9-7	Tie 4th

+Attendance figure in 1977-78 reflects three double-header games with the UW men's team

@1982-83 was the first year of official Big Ten round robin competition

Wisconsin's Top Single Game Attendance Figures

Attendance	Date	Opponent	W/L	Score
1. 16,329 (KC)	2/1/98	Northwestern	W	95-64
2. 16,296 (KC)	1/20/98	Iowa	L	63-66
3. 16,236 (KC)	2/15/98	Purdue	W	80-69
4. 12,594 (KC)	2/22/98	Penn State	W	83-75
5. 11,522 (sellout FH)	2/18/96	Iowa	L	63-67
6. 11,506 (sellout FH)	2/8/96	Tennessee	L	61-72
7. 11,500 (sellout FH)	2/12/95	Michigan State	L	62-78
8. 11,267 (KC)	2/20/98	Illinois	W	73-69
9. 11,212	1/19/97	Ohio State	W	67-61
10. 10,908	2/26/95	Michigan	W	80-64
11. 10,734 (KC)	2/19/99	Illinois	W	82-78 OT
12. 10,505	1/28/96	Penn State	W	87-69
13. 10,384 (KC)	1/17/99	Rutgers	L	62-78
14. 10,295 (KC)	1/23/98	Michigan	W	79-63
15. 9,863	12/13/96	Georgia	L	74-81
16. 9,807 (KC)	1/30/98	Michigan State	W	72-65
17. 9,638	2/11/97	Iowa	W	59-56
18. 9,495	2/16/96	Ohio State	W	79-67
19. 9,346	2/5/95	Minnesota	W	79-78 OT
20. 9,163 (KC)	2/5/99	Penn State	L	71-73 OT
21. 9,077 (KC)	2/12/99	Ohio State	W	83-79 OT
22. 9,070 (KC)	2/7/99	Michigan State	W	73-68 OT
23. 8,746	12/29/96	Illinois	L	67-73
24. 8,665	1/3/97	Purdue	W	69-52
25. 8,657	11/24/96	UW-Milwaukee	W	95-63
26. 8,353	3/18/92	Montana (NCAA 1st rnd)	L	74-85

UW set a then-BIG TEN SINGLE GAME RECORD: 16,329 vs. Northwestern at the Kohl Center arena.

The Field House record of 11,522 was an advance sellout vs. Iowa on 2/18/96

The Kohl Center opened in January of 1998. All games but those indicated by KC took place at the UW Field House (1974-Jan. 1998)



The Big Ten Conference attendance leader in four of the past five years, Wisconsin has set school attendance records in each of the past five seasons. The Badgers set a total attendance record of 136,182 in 1999 in 18 home games, the third most total fans in the nation behind Tennessee and Connecticut.


The Badgers set a then-Big Ten single game mark of 16,329 in 1998, and have helped the Big Ten Conference lead the nation in attendance for the seventh straight season last year with a Big Ten national record average of 4,530 per institution.

The 1997-98 Badgers also set cumulative and conference-only games attendance marks with a record average 12,474 in eight Big Ten games. UW set its first five-figure average with 10,455 per game also in 1998. Wisconsin has ranked among the top seven schools nationally in attendance since 1995.

1998-99 National Attendance Averages

1. Tennessee	231,915/14	**16,565
2. Connecticut	162,939/15	10,863
3. Purdue	125,857/13	9,681
4. Texas Tech	112,716/14	8,051
5. SW Missouri St	114,192/15	7,613
6. Ohio State	98,639/13	7,588
7. Wisconsin	136,182/18	7,566
8. New Mexico	134,452/18	7,470
9. Illinois	81,473/11	7,407
10. Texas	100,674/15	6,712
11. Iowa State	91,727/15	6,115
12. Penn State	62,224/11	5,657
13. Virginia Tech	78,312/15	5,221
14. Oregon	75,629/15	5,042
15. Nebraska	70,005/14	5,000
16. Colorado State	80,999/17	4,765
17. Vanderbilt	65,046/14	4,646
18. Louisiana Tech	58,715/17	4,517
19. Old Dominion	61,036/14	4,360
20. Arkansas	62,840/19	4,053
21. Stanford	56,627/14	4,045
22. Iowa	52,097/13	4,007
23. Rutgers	68,084/19	3,583
24. Drake	48,384/14	3,456
25. Virginia	51,368/15	3,425
26. Maine	39,481/12	3,290
27. Colorado	51,274/16	3,205
28. Georgia	43,998/14	3,143
29. Baylor	49,885/16	3,118
30. Kansas State	43,296/14	3,093

**National Record Average and Total



1998-99 Statistics	59
Final Statistics—	
Cumulative/Big Ten	59
Individual Highs	60
Stats-at-a-Glance	61
Indv. Game-by-Game	61
Team Game-by-Game	62
Team /Opponent	
Highs and Lows	63
1998-99 Box Scores	64
All-Time Highlights	72
NCAA Tournament	74
UW in the Polls	75
Individual Honor Roll	76
Letterwinners	79
Uniform Numbers	80



1998-99 Final Statistics



Cumulative Statistics

Overall Record: 18-14

PLAYER	POS	G/S	FG	FGA	PCT	3PT	3PTA	PCT	FT	FTA	PCT	PTS	AVG	REB	AVG	PF	A	TO	BLK	STL	MIN
LaTonya Sims*	F	32/32	222	461	.482	10	34	.294	123	177	.695	577	18.0	213	6.7	87	33	94	27	47	1058
Jessie Stomski*	F	32/26	182	318	.572	0	2	.000	95	132	.720	459	14.3	214	6.7	112	33	86	24	33	936
Tamara Moore*G/F	32/26	121	273	.443	19	56	.339	86	106	.811	347	10.8	158	4.9	101	107	145	25	80	928	
Kelley Paulus*	G	31/31	117	297	.394	12	43	.279	56	75	.747	302	9.7	104	3.4	52	68	68	7	41	920
Kyle Black	G	32/1	65	166	.392	36	103	.350	30	40	.750	196	6.1	71	2.2	31	50	58	1	19	622
Tanisha Boston	F	14/14	29	70	.414	0	6	.000	22	29	.759	80	5.7	43	3.1	29	27	35	5	17	314
Missy Konieczny	C	31/3	59	79	.747	0	0	.000	28	49	.571	146	4.7	80	2.6	46	13	30	6	9	402
Dee Dee Pate*	G	31/23	38	112	.339	5	27	.185	32	61	.525	113	3.6	72	2.3	70	107	100	0	56	757
Amy Wiersma	C	21/5	24	69	.348	0	0	.000	24	41	.585	72	3.4	110	5.2	40	6	23	20	5	328
Krista Bird	C	14/0	18	49	.367	0	0	.000	4	9	.444	40	2.9	34	2.4	21	3	9	4	8	181
Sarah Jirovec	C	13/0	2	8	.250	0	0	.000	7	8	.875	11	0.8	11	0.8	3	0	6	0	1	50
Judy Ebeling	G	4/0	0	0	.000	0	0	.000	3	6	.500	3	0.8	0	0.0	2	0	1	0	0	7
Rachel Klongland	G	13/0	2	9	.222	2	9	.222	2	5	.400	8	0.6	5	0.4	2	2	3	0	1	34
Christine Cleary	F	4/0	0	4	.000	0	1	.000	0	0	.000	0	0.0	2	0.5	1	1	3	0	2	13
Team														108				11			
Team Totals		32	879	1915	.459	84	281	.299	512	738	.694	2354	73.6	1225	38.3	597	450	672	119	319	
Opponent Totals		32	875	2017	.434	131	407	.322	394	619	.637	2275	71.1	1187	37.1	617	513	638	81	320	

Big Ten Conference Statistics

Big Ten Record: 9-7, T-4th place

PLAYER	POS	G/S	FG	FGA	PCT	3PT	3PTA	PCT	FT	FTA	PCT	PTS	AVG	REB	AVG	PF	A	TO	BLK	STL	MIN
LaTonya Sims*	F	16/16	113	227	.498	3	14	.214	58	88	.659	287	17.9	118	7.4	53	16	52	15	23	536
Jessie Stomski*	F	16/15	105	184	.571	0	2	.000	58	84	.690	268	16.8	118	7.4	57	18	53	10	16	530
Tamara Moore*G/F	16/12	46	116	.397	7	20	.350	42	53	.792	141	8.8	76	4.8	49	51	79	9	39	460	
Kelley Paulus*	G	16/16	49	144	.340	8	21	.381	34	47	.723	140	8.8	55	3.4	34	39	28	4	23	485
Kyle Black	G	16/0	35	80	.438	19	46	.413	11	15	.733	100	6.2	32	2.0	13	24	28	0	10	334
Tanisha Boston	F	6/6	14	30	.467	0	2	.000	12	14	.857	40	6.7	27	4.5	12	14	20	2	7	144
Missy Konieczny	C	16/2	30	41	.732	0	0	.000	15	23	.652	75	4.7	36	2.2	23	8	21	3	7	210
Dee Dee Pate*	G	16/13	15	46	.326	1	12	.083	10	23	.435	41	2.6	28	1.8	31	44	45	0	27	402
Amy Wiersma	C	7/1	5	24	.208	0	0	.000	8	13	.615	18	2.6	38	5.4	12	2	5	9	1	105
Krista Bird	C	4/0	6	9	.667	0	0	.000	0	0	.000	12	3.0	1	0.2	5	0	1	1	2	51
Sarah Jirovec	C	6/0	1	4	.250	0	0	.000	3	4	.750	5	0.8	5	0.8	2	0	4	0	0	25
Judy Ebeling	G	2/0	0	0	.000	0	0	.000	0	0	.000	0	0.0	0	0.0	1	0	0	0	0	1
Rachel Klongland	G	5/0	1	4	.250	1	4	.250	1	2	.500	4	0.8	3	0.6	1	0	2	0	0	16
Christine Cleary	F	1/0	0	0	.000	0	0	.000	0	0	.000	0	0.0	0	0.0	1	0	0	0	0	1
Team														63				8			
Team Totals		16	420	909	.462	39	121	.322	252	366	.689	1131	70.7	600	37.5	294	216	346	53	155	
Opponent Totals		16	438	966	.436	69	195	.354	185	294	.629	1130	70.6	566	35.4	310	262	304	45	160	

Team rebounds are included in team totals

*Indicates returning starter

1998-99 Individual Superlatives



Category	Wisconsin	Opponent
Total Points	34 LaTonya Sims vs. UCSB Jessie Stomski vs. OHIO STATE	30 Erin Buescher, UCSB
2-Point Goals	13 LaTonya Sims vs. UCSB (14-20)	12 Shea Lunsford, WKU (12-19)
2-Point Attempts	20 LaTonya Sims vs. UCSB (14-20)	19 Shea Lunsford, WKU (12-19)
3-Point Goals	4 Kyle Black vs. Michigan (4-5); vs. OSU (4-6)	6 Cassie VanderHeyden, MINNESOTA (6-11)
3-Point Attempts	10 Kyle Black vs. WKU (3-10)	12 Erin Boland, SIENA (3-12)
Free Throws	11 Jessie Stomski vs. ILL (11-14) Dee Dee Pate vs. SIENA (11-12)	9 Becky Cummings, MICHIGAN ST (3-17)
Free Throws Attempted	14 Tamara Moore vs. UCSB (9-14) Jessie Stomski vs. ILL (11-14)	14 Kristi Rohr, UCSB (7-14)
Total Rebounds	14 Jessie Stomski vs. MICH	16 ShaRae Mansfield, WKU
Defensive Rebounds	12 Jessie Stomski vs. MICH, IND. ST.	12 Kristen Rasmussen, MICHIGAN ST (3-17)
Offensive Rebounds	8 Jessie Stomski vs. Indiana	8 ShaRae Mansfield, WKU Tauja Catchings, ILL
Assists	13 Dee Dee Pate vs. MEMPHIS	15 Helen Darling, Penn State
Blocked Shots	4 Jessie Stomski vs. FAMU LaTonya Sims vs. Ohio State	3 Carolyn Moos, Stanford Teresa Jenkins, FAMU Tauja Catchings, Illinois Raina Goodlow, Michigan
Steals	6 Tamara Moore vs. Stanford	5 Corrin Von Wald, UWM Katrisa O'Neal, Texas Tech Tammy Sutton-Brown, RUTGERS Helen Darling, PENN STATE
Turnovers	9 Tamara Moore vs. Illinois Dee Dee Pate vs. Penn State	8 Akita Heatly, FAMU

*Sets or ties UW School Record

Wisconsin Record When (Record 18-14) . . .

Wisconsin plays at home	15-3	· Greatest winning margin	37	· UW commits more turnovers than opp	6-12
Wisconsin plays away	2-9	· Greatest losing margin	30	· UW commits the same number of turnovers	0-0
Wisconsin plays at neutral site	1-2	· OVERTIME Games	5-1	· Wisconsin plays on Sunday	8-4
Last 5 games	3-2	· UW scores 90 or more points	3-0	· Wisconsin plays on Monday	1-0
Last 10 games	7-3	· UW scores 80-89 points	5-0	· Wisconsin plays on Tuesday	1-2
Longest win streak	4	· UW scores 70-79 points	7-6	· Wisconsin plays on Wednesday	2-1
Longest losing streak	3	· UW scores less than 70 points	2-8	· Wisconsin plays on Thursday	0-2
Wisconsin vs. Big Ten (regular season)	9-7	· Opponent scores 70 or less points	11-3	· Wisconsin plays on Friday	5-3
Big Ten Road Record	2-6	· Shoot better from the field than opponent	14-6	· Wisconsin plays on Saturday	1-2
UW outrebounds opponent	12-6	· Shoot worse from the field than opponent	4-7	· Day Games	8-6
Opponent outrebounds UW	6-6	· UW shoots 50% or better from field	4-3	· Night Games	10-8
UW and Opponent Rebounds the Same	1-1	· UW shoots less than 50% from field	14-11	· Television Games	8-10
UW outscores opponents' bench	14-8	· Opponent shoots 50% or better from field	1-4		
UW leads at halftime	14-3	· Opponent shoots less than 50% from field	17-8	· Games are Decided by:	
UW trails at halftime	4-11	· Opponent shoots less than 40% from field	8-1	· Five points or less	5-4
UW tied at halftime	0-0	· Opponent shoots less than 30% from field	2-0	· Six to 10 points	3-1
Greatest halftime lead (Ind. St.)	25	· UW shoots more free throws than opp	15-6	· More than 10 points	10-9
Greatest halftime deficit	12	· UW commits less turnovers than opp	12-3		

1998-99 Stats-at-a-Glance

Points

577	LaTonya Sims, So., 18.0 avg.
459	Jessie Stomski, Fr., 14.3 avg.
347	Tamara Moore, Fr., 10.8 avg.
302	Kelley Paulus, Jr., 9.7 avg.

Field Goals

222	LaTonya Sims
182	Jessie Stomski

Field Goal Attempts

461	LaTonya Sims
318	Jessie Stomski

FG Pct. (200 atts.)

.572	Jessie Stomski (182-318)
.482	LaTonya Sims (222-461)

Free Throws

123	LaTonya Sims
95	Jessie Stomski
86	Tamara Moore

Free Throw Attempts

177	LaTonya Sims
132	Jessie Stomski
106	Tamara Moore

Free Throw Pct. (50 atts.)

.811	Tamara Moore (86-1-6)
.750	Kyle Black (30-40)
.747	Kelley Paulus (56-75)

Three-Point Goals

36	Kyle Black
19	Tamara Moore
12	Kelley Paulus

Three-Point Attempts

103	Kyle Black
56	Tamara Moore
43	Kelley Paulus

Three-Point Pct. (40 atts.)

.350	Kyle Black (36-103)
.339	Tamara Moore (19-56)

Rebounds

214	Jessie Stomski (6.7)
213	LaTonya Sims (6.7)
158	Tamara Moore (4.9)

Assists

107	Tamara Moore (3.34)
107	Dee Dee Pate (3.45)
68	Kelley Paulus (2.12)

Steals

80	Tamara Moore (2.5)
56	Dee Dee Pate (1.8)
47	LaTonya Sims (1.5)

Blocked Shots

27	LaTonya Sims
25	Tamara Moore
24	Jessie Stomski
20	Amy Wiersma

1998-99 Individual Game-By-Game Statistics (Points-Rebounds-Assists)

	#3	#11	#14	#24	#25	#30	#32	#33	#35	#41	#45	#52	#54	#55
	Klong	Ebeling	Paulus	Pate	Sims	Moore	Black	Boston	Cleary	Stomski	Bird	Jirovec	Koniz	Wiersma
BOWLING GRN	0-0-0	DNP	8-6-3	9-3-2	21-2-0	19-3-2	4-2-1	0-1-0	DNP	8-2-1	8-4-1	0-1-0	10-9-1	0-2-1
UW-Milwaukee	DNP	DNP	16-3-1	7-4-2	15-8-3	3-5-2	3-1-2	INJ	DNP	17-12-1	6-9-1	0-0-0	4-5-0	INJ
#22 UC-SB	0-0-0	DNP	16-4-0	1-0-0	34-9-1	22-2-1	0-2-0	6-1-3	DNP	12-4-0	8-6-0	DNP	0-3-0	4-8-1
UW-GREEN BAY	0-0-0	DNP	12-4-1	DNP	10-6-1	6-4-3	3-1-1	4-2-1	DNP	13-2-1	2-2-1	DNP	6-2-0	4-4-0
*25 Stanford	DNP	DNP	9-0-3	2-1-2	12-5-3	12-2-3	6-5-0	9-4-2	DNP	9-9-1	2-3-0	DNP	0-0-0	5-11-0
MARQUETTE	DNP	DNP	10-5-2	7-1-4	13-2-2	8-3-5	6-3-2	9-3-2	DNP	11-5-0	0-1-0	DNP	2-2-0	7-4-0
*12 Texas Tech	1-1-0	DNP	9-1-2	0-2-3	19-6-0	10-6-7	0-1-2	0-1-0	DNP	17-2-0	0-1-0	DNP	10-1-1	4-7-0
Florida A & M	3-1-1	DNP	2-0-2	8-4-5	15-7-1	12-3-2	7-2-4	8-3-4	DNP	15-5-1	2-2-0	2-0-0	10-10-0	2-3-0
Western Kentucky	0-0-0	DNP	INJ	2-0-3	12-5-1	18-12-3	18-1-0	4-1-1	DNP	6-5-0	0-3-0	DNP	11-3-2	0-5-1
MINNESOTA	INJ	DNP	8-2-1	3-1-2	17-10-3	7-4-7	5-2-0	10-5-2	DNP	10-10-1	6-1-0	DNP	4-1-0	INJ
Illinois	INJ	DNP	5-4-1	1-1-2	20-6-0	8-8-1	10-2-2	10-7-3	DNP	16-5-0	0-0-0	0-0-0	2-3-1	INJ
IOWA	INJ	DNP	11-1-1	4-2-3	20-8-1	10-6-1	0-4-0	4-4-2	DNP	23-5-3	INJ	DNP	7-2-0	INJ
*23 Ohio State	DNP	DNP	3-2-1	6-1-3	11-6-1	6-2-1	13-2-0	0-2-1	DNP	13-7-0	INJ	DNP	3-2-1	INJ
Michigan State	DNP	DNP	6-4-1	5-1-4	18-6-0	5-3-7	1-0-0	10-4-3	DNP	12-6-0	INJ	DNP	17-5-2	INJ
Indiana	DNP	DNP	6-6-1	3-0-2	10-6-0	6-5-2	7-6-0	6-5-3	DNP	24-9-3	INJ	1-3-0	2-1-0	INJ
MICHIGAN	3-0-3	DNP	14-2-7	0-0-1	19-10-1	5-4-1	8-3-4	INJ	DNP	18-14-2	INJ	DNP	4-3-1	INJ
*13 Rutgers	DNP	DNP	12-2-3	1-2-5	13-2-0	12-1-2	5-2-0	INJ	DNP	19-3-1	0-2-0	0-0-0	INJ	INJ
NORTHWESTERN	0-1-0	DNP	15-4-3	0-3-3	22-8-0	12-4-1	5-5-7	INJ	DNP	16-9-0	2-0-0	2-1-0	6-5-0	INJ
#3 Purdue	DNP	DNP	8-5-1	4-1-5	15-4-0	3-4-5	3-1-4	INJ	DNP	17-5-0	4-0-0	DNP	2-1-0	INJ
#21 Penn State	1-1-9	DNP	8-2-3	4-1-4	17-4-1	6-7-3	4-0-1	INJ	0-0-0	11-4-1	INJ	2-0-0	4-2-1	4-4-0
Michigan	0-0-0	DNP	5-7-7	4-3-0	15-9-3	18-4-2	12-0-1	INJ	DNP	10-6-3	INJ	0-1-0	3-0-0	3-5-0
#18 PENN STATE	DNP	DNP	10-0-5	0-3-2	17-4-0	9-4-7	7-1-1	INJ	DNP	17-9-2	INJ	DNP	4-2-1	7-10-0
MICHIGAN STATE	DNP	DNP	4-7-1	2-4-4	28-11-0	16-9-2	6-2-1	INJ	DNP	13-2-0	INJ	DNP	4-1-1	0-0-0
OHIO STATE	0-1-0	DNP	0-1-3	2-1-2	23-11-3	9-3-4	7-2-1	INJ	DNP	34-10-2	INJ	DNP	8-2-0	0-2-0
ILLINOIS	DNP	DNP	19-5-2	3-4-3	20-8-1	7-6-4	6-1-0	INJ	DNP	23-10-1	INJ	DNP	0-2-0	4-8-1
Minnesota	DNP	DNP	18-3-1	0-2-4	15-7-2	14-3-3	6-1-1	INJ	DNP	11-7-1	INJ	0-0-0	5-4-0	0-9-1
Ohio State-BT	DNP	DNP	14-3-5	1-2-2	22-10-1	2-5-1	14-4-5	INJ	DNP	2-7-4	INJ	DNP	4-2-0	1-1-0
INDIANA ST-WNIT	INJ	3-0-5	10-2-1	4-2-6	17-9-0	28-10-1	7-2-1	INJ	0-1-1	6-13-0	INJ	4-4-0	1-2-1	2-0-0
SIENA-NIT	INJ	0-0-0	15-3-2	13-6-6	24-8-1	17-3-9	5-3-3	INJ	0-1-0	14-6-2	INJ	0-1-0	8-1-0	11-4-0
MICHIGAN ST-WNIT	INJ	DNP	9-9-2	6-4-5	22-6-0	10-8-5	6-3-5	INJ	DNP	9-9-2	INJ	DNP	3-3-0	5-2-0
MEMPHIS-WNIT	INJ	DNP	8-7-2	7-9-13	20-4-1	21-7-5	9-3-2	INJ	0-0-0	21-9-0	INJ	0-0-0	2-2-0	4-6-1
Arkansas-WNIT	INJ	DNP	12-0-0	4-4-4	21-6-2	6-8-5	3-4-3	INJ	DNP	12-3-1	INJ	DNP	0-1-0	6-15-0

Home games indicated in CAPS; * indicates USA Today ranking; # indicates AP ranking

1998-99 Schedule & Game-by-Game Review



Records: 18-14; Overall (T4th 9-7 Big Ten); 15-3 Home; 3-11 Away; 9-7 Non-Conference

(Home Attendance: 136,182/18=7,566)

Date	Opponent	FG-FGA	%	3 Pt.	%	FT-FTA	%	Reb	PF/D	A	TO	Blk	Stl	Pts.	Record
11/15	Bowling Green	30-69	.435	2-14	.143	7-12	.583	44	14/0	17	27	0	8	69	
	*23-UW (7,639)	38-78	.487	2-8	.250	9-14	.643	38	15/0	12	15	6	18	87	1-0
11/17	UW-Milwaukee	25-60	.417	2-8	.250	14-18	.778	33	27/1	9	21	1	8	66	
	*23-UW (6,559)	27-62	.435	2-10	.200	15-18	.536	50	22/1	12	27	4	8	71	2-0
11/20	#22UC-SANTA BARB	29-64	.453	7-17	.412	25-40	.625	53	34/5	16	32	4	9	90	
	*23-UW (7,794)	36-74	.486	2-9	.222	29-47	.617	41	25/2	8	20	2	8	103OT	3-0
11/22	UW-Green Bay	18-55	.327	2-13	.154	14-19	.737	36	12/0	10	21	3	6	52	
	*23-UW (7,093)	25-49	.510	1-5	.200	9-12	.750	28	17/0	9	19	3	12	60	4-0
11/29	*25 Stanford	31-72	.431	7-19	.368	9-15	.600	48	15/0	27	16	5	16	78	
	*20-UW	26-70	.371	3-11	.273	11-21	.524	46	17/1	14	20	3	11	66	4-1
11/22	MARQUETTE	29-61	.475	4-12	.333	19-26	.731	42	15/0	14	14	1	10	81	
	*21-UW (7,588)	31-63	.492	5-12	.417	6-15	.400	30	23/0	17	16	2	8	73	4-2
12/5	*12 Texas Tech	28-65	.431	3-7	.429	25-41	.610	43	13/1	16	16	2	14	84	
	*21-UW	28-57	.491	0-8	.000	14-18	.778	33	27/2	15	25	4	6	70	4-3
12/6	Florida A & M	25-70	.357	3-11	.273	4-8	.500	38	14/0	11	26	3	9	57	
	*21-UW	33-70	.471	6-12	.500	14-18	.778	49	11/0	20	21	8	20	86	5-3
12/10	Western Kentucky	30-62	.484	2-11	.182	21-35	.600	49	23/0	16	18	1	8	83	
	UW	22-56	.667	5-17	.294	22-33	.667	36	27/1	11	19	0	4	71	5-4
12/28	MINNESOTA	23-70	.329	6-15	.400	7-13	.538	46	22/2	16	23	2	7	59	
	UW (8,760)	26-58	.448	2-10	.200	16-24	.667	38	16/0	16	18	7	13	70	6-4
12/30	Illinois	37-72	.514	6-12	.500	10-17	.588	38	22/0	19	18	5	9	90	
	UW	27-56	.482	3-6	.500	15-25	.600	38	18/0	10	27	4	7	72	6-5
1/3	IOWA	29-62	.468	2-7	.286	12-18	.667	38	23/1	14	21	3	7	72	
	UW (8,379)	26-61	.426	0-4	.000	27-36	.750	36	16/0	11	15	3	13	79	7-5
1/5	*23 Ohio State	28-48	.583	5-9	.556	9-12	.750	25	17/0	17	22	0	7	70	
	UW	19-50	.380	4-9	.444	13-20	.650	29	15/0	8	21	2	8	55	7-6
1/8	Michigan State	34-55	.618	5-11	.455	4-7	.571	23	13/0	22	18	5	9	77	
	UW	30-58	.517	3-11	.273	11-17	.647	32	14/0	17	20	2	6	74	7-7
1/10	Indiana	26-67	.388	4-19	.211	13-24	.542	37	16/0	17	18	2	14	69	
	UW	27-61	.443	0-6	.000	11-17	.647	47	20/0	11	28	4	9	65	7-8
1/15	MICHIGAN	27-63	.429	3-8	.375	8-9	.889	34	18/0	10	19	3	12	65	
	UW (8,108)	27-59	.458	4-15	.267	13-17	.765	38	11/0	17	21	3	11	71	8-8
1/17	*13 RUTGERS	31-53	.585	4-9	.444	12-14	.857	32	20/1	21	25	1	12	78	
	UW (10,384)	21-47	.447	1-8	.125	19-22	.864	17	17/0	11	24	3	11	62	8-9
1/22	NORTHWESTERN	21-57	.368	3-15	.200	16-26	.615	32	14/0	12	17	2	5	61	
	UW (8,213)	33-65	.508	3-8	.375	11-14	.786	41	23/2	14	18	0	7	80	9-9
1/24	#3 Purdue	28-57	.491	7-14	.500	13-18	.722	38	15/0	17	19	8	14	76	
	UW	22-47	.468	2-3	.667	10-16	.625	23	16/0	15	22	4	9	56	9-10
1/29	#21 Penn State	31-62	.500	6-9	.667	23-34	.676	29	15/0	23	16	1	14	91	
	UW	25-44	.568	1-5	.200	10-15	.667	30	27/3	14	37	3	8	61	9-11
1/31	Michigan	16-54	.296	2-12	.167	12-16	.750	36	21/0	11	20	5	7	46	
	UW	25-57	.439	5-12	.417	15-22	.682	40	17/0	15	14	6	11	70	10-11
2/5	#18 PENN STATE	28-66	.424	6-13	.462	11-24	.458	32	15/0	20	13	3	9	73	
	UW (9,163)	30-54	.583	4-10	.400	7-12	.583	38	22/2	18	26	3	8	71OT	10-12
2/7	MICHIGAN STATE	28-71	.394	5-21	.238	7-9	.778	33	18/1	20	16	2	13	68	
	UW (9,070)	29-56	.518	1-1	1.00	14-23	.609	41	15/0	9	21	1	9	73OT	11-12
2/12	OHIO STATE	31-68	.456	4-10	.400	13-17	.765	37	27/0	18	22	0	13	79	
	UW (9,077)	27-60	.450	1-7	.143	28-34	.824	35	19/1	15	18	3	11	83OT	12-12
2/19	ILLINOIS	29-70	.414	3-13	.231	17-29	.586	45	31/3	14	24	1	11	78	
	UW (10,734)	24-68	.353	1-5	.200	33-44	.750	50	23/2	12	22	3	14	82OT	13-12
2/21	Minnesota	22-62	.355	2-7	.286	10-21	.476	42	23/2	12	16	3	9	56	
	UW	23-55	.418	5-9	.556	18-30	.600	44	22/1	13	14	5	9	69	14-12
2/27	Ohio State (Big Ten)	27-56	.482	1-6	.167	15-22	.682	30	13/0	15	15	5	12	70	
	UW	24-56	.429	5-10	.500	8-9	.889	34	21/1	18	28	9	8	61	14-13
3/11	INDIANA ST—WNIT	16-62	.258	3-17	.176	8-14	.571	32	32/1	6	25	4	12	43	
	UW (2,890)	24-51	.471	2-6	.333	30-38	.789	47	15/0	11	26	8	14	80	15-13
3/14	SIENA—WNIT	37-76	.487	9-28	.321	2-6	.333	36	23/0	30	17	1	7	43	
	UW (2,949)	38-72	.528	4-14	.286	27-29	.931	38	11/0	23	9	2	11	107	16-13
3/17	MICHIGAN ST—WNIT	26-62	.419	2-11	.182	15-23	.652	45	20/0	11	21	1	8	69	
	UW (5,490)	27-74	.365	0-12	.000	16-23	.696	45	19/0	14	16	3	12	70OT	17-13
3/20	MEMPHIS—WNIT	30-65	.462	7-16	.438	6-13	.462	31	23/1	15	20	2	13	73	
	UW (6,292)	32-66	.485	5-12	.417	23-28	.821	47	15/0	23	21	4	8	92	18-13
3/23	Arkansas—WNIT	25-61	.410	4-13	.308	13-19	.684	29	16/0	17	12	2	8	66	
	UW	27-61	.443	2-6	.333	8-17	.471	47	21/2	15	20	5	5	64	18-14

HOME GAMES IN CAPS; * indicates USA Today ranking; # indicates AP ranking



1998-99 Team & Opponent Highs/Lows

Category		Wisconsin	Opponent
Total Points	High	107 vs. SIENA	91 by Penn State
	Low	55 vs. Ohio State	43 by INDIANA STATE
2-Point Goals	High	36 vs. Bowling Green	31 by Illinois
	Low	15 vs. Ohio State	13 by INDIANA STATE
2-Point Attempts	High	74 vs. Michigan State	65 by MEMPHIS
	Low	39 vs. W Kentucky/RUTGERS/Penn St.	39 by Ohio State
Field Goal Percentage	High	.568 vs. Penn State (25-44)	.618 by Michigan State (34-55)
	Low	.353 vs. ILLINOIS (24-68)	..258 by INDIANA STATE (16-62)
3-Point Goals	High	6 vs. Florida A & M (6-12)	9 by SIENA (9-28)
	Low	+0 vs. Texas Tech (0-8), Iowa (0-4) vs. Indiana (0-6), vs. Mich State (0-12)	1 by Ohio State (1-6)
3-Point Attempts	High	17 vs. Western Kentucky (5-17)	28 by SIENA (9-28)
	Low	4 vs. Iowa (0-4)	6 by Ohio State (1-6)
3-Point Percentage	High	.556 vs. Minnesota (5-9)	.667 by Penn State (6-9)
	Low	+.000 vs. Texas Tech (0-8), vs. Iowa (0-4) vs. Indiana (0-6), vs. Mich State (0-12)	.143 by Bowling Green (2-14)
Free Throws	High	30 vs. INDIANA ST. (30-38)	25 by UCSB (25-40) and Texas Tech (25-41)
	Low	9 vs. BGSU (9-14), UWGB (9-12)	4 by FAMU (4-8); by Michigan State (4-7)
Free Throw Attempts	High	47 vs. UCSB (29-47)	41 by Texas Tech (25-41)
	Low	12 vs. UWGB (9-12)	7 by Michigan State (4-7)
Free Throw Percentage	High	.931 vs. SIENA (27-29)	.857 by RUTGERS (12-14)
	Low	.400 vs. MARQ (6-15)	.458 PENN STATE (11-24)
Total Rebounds	High	50 vs. UWM/ILLINOIS	53 by UCSB
	Low	+17 vs. RUTGERS	23 by Michigan State
Defensive Rebounds	High	35 vs. INDIANA STATE	32 by UCSB and Stanford
	Low	15 vs. Ohio State/Purdue	16 by Michigan State
Offensive Rebounds	High	23 vs. UWM	22 by Western Kentucky
	Low	8 vs. UWGB/MARQ/Purdue	7 by Michigan State
Assists	High	24 vs. MEMPHIS	30 by SIENA
	Low	7 vs. Texas Tech	6 by INDIANA STATE
Blocked Shots	High	9 vs. Ohio State	8 by Purdue
	Low	+0 vs. Western Kentucky, NU	0 BGSU, OHIO STATE
Steals	High	20 vs. Florida A & M	16 by Stanford
	Low	4 vs. Western Kentucky	6 by UWGB
Turnovers	High	37 vs. Penn State	32 by UCSB
	Low	+9 vs. SIENA	12 Arkansas
Fouls	High	27 vs. Texas Tech/WKU/Penn St.	34 by UCSB
	Low	11 vs. Florida A & M/Michigan/Siena	13 by Michigan State/Ohio State

+ Indicates Sets or Ties School Record

1998-99 Wisconsin Box Scores

1

WISCONSIN 87, BOWLING GREEN 69 NOVEMBER 15, 1998 KOHL CENTER, MADISON, WI

VISITORS: Bowling Green State 0-1

No.	NAME	TOT-FG		3-PT		REBOUNDS		PF	TP	A	TO	BLK	S	MIN
		FG	FGA	FG	FGA	FT	FTA							
31	Kahle, Sherry	f	4	12	1	4	0	0	1	2	3	0	9	3
44	DeFosse, Jill	f	2	4	0	0	0	0	1	3	4	2	4	1
34	Rateman, Jacki	c	9	13	0	0	0	0	1	1	2	0	18	3
13	Gafford, Jennifer	g	1	2	1	1	0	0	1	1	2	0	3	7
32	Harris, Liz	g	3	7	0	0	1	1	2	7	9	3	7	2
04	Holt, Yolanda	g	2	3	0	0	2	2	1	2	3	0	6	0
11	Dalton, Leigh Ann	g	0	1	0	1	0	0	1	1	2	0	1	0
22	Hineline, Kristy	g	2	3	0	0	1	1	0	1	2	4	0	0
12	Miller, Francine	g	2	7	0	1	4	6	0	2	2	1	8	0
23	Blandford, Christina	g	1	2	0	1	0	0	2	1	3	0	2	0
24	Farmer, Angie	g	1	2	0	1	0	0	0	0	0	0	2	0
25	Western, Dana	g	2	4	0	0	2	1	1	2	0	0	4	0
33	Waples, Jaymee	g	1	8	0	5	0	0	0	2	2	3	2	2
40	Smith, Netta	g	0	1	0	0	0	0	2	1	3	0	0	1
TEAM														
TOTALS		30	69	2	14	7	12	17	27	44	14	69	17	27

TOTAL FG% 1st Half: 13-33 .394 2nd Half: 17-36 .472 Game: .435 DEADBALL
3-Pt. FG% 1st Half: 1-6 .167 2nd Half: 1-8 .125 Game: .143 REBOUNDS
F Throw % 1st Half: 0-0 .000 2nd Half: 7-12 .583 Game: .583 2, 3

HOME TEAM: Wisconsin 1-0

No.	NAME	TOT-FG		3-PT		REBOUNDS		PF	TP	A	TO	BLK	S	MIN
		FG	FGA	FG	FGA	FT	FTA							
25	Sims, LaTonya	f	9	17	1	1	2	2	0	2	2	2	21	0
33	Boston, Tanisha	f	0	4	0	0	0	0	1	1	2	0	0	0
55	Wiersma, Amy	c	0	2	0	0	0	0	2	2	1	0	1	1
14	Paulus, Kelley	g	3	13	0	3	2	2	4	6	0	8	3	1
24	Pate, Dee Dee	g	4	7	1	1	0	0	3	3	3	9	2	3
03	Klongland, Rachael	g	0	2	0	2	0	0	0	0	0	0	0	0
30	Moore, Tamara	g	7	9	0	0	5	2	1	3	2	19	2	2
32	Black, Kyle	g	2	5	0	1	0	0	2	2	0	4	1	1
41	Stomski, Jessie	g	4	8	0	0	0	1	1	2	4	1	8	1
45	Bird, Krista	g	4	8	0	0	0	1	0	4	1	8	1	1
52	Jirovec, Sarah	g	0	0	0	0	0	0	1	1	0	0	0	0
54	Konieczny, Missy	g	5	6	0	0	0	3	6	3	9	2	10	1
TEAM														
TOTALS		38	78	2	8	9	14	13	25	38	15	87	12	15

TOTAL FG% 1st Half: 17-38 .447 2nd Half: 21-40 .525 Game: .487 DEADBALL
3-Pt. FG% 1st Half: 0-2 .000 2nd Half: 2-6 .333 Game: .250 REBOUNDS
F Throw % 1st Half: 2-3 .667 2nd Half: 7-11 .636 Game: .643 2

OFFICIALS: Mattingly, McKinney, Gibbons

TECHNICAL FOULS:

Bowling Green State - none

Wisconsin - none

ATTENDANCE: 7,639

SCORE BY PERIODS:

Bowling Green State

Wisconsin

3

WISCONSIN 103, #22 UC - SB 90 (OT) NOVEMBER 20, 1998 KOHL CENTER, MADISON, WI

VISITORS: Univ. Of Cal - Santa Barbara 1-1

No.	NAME	TOT-FG		3-PT		REBOUNDS		PF	TP	A	TO	BLK	S	MIN
		FG	FGA	FG	FGA	FT	FTA							
04	Rohr, Kristi	f	7	14	1	1	7	14	2	6	8	5	22	0
11	Buescher, Erin	f	11	14	2	3	6	7	4	7	11	5	30	2
25	Clinesmith, Stacy	g	3	6	1	4	1	2	0	2	2	5	8	4
32	Rodgers, Rachelle	g	1	5	0	1	2	2	5	10	3	4	4	5
55	Greathouse, Nicole	* 3	10	2	5	5	8	5	3	8	5	13	2	3
20	Christensen, Kayte	g	1	2	0	0	0	0	2	2	1	2	0	5
21	Cooper, Tawnee	g	3	8	1	2	1	3	3	4	7	5	8	2
22	Frial, Sheila	g	0	1	0	1	0	0	0	1	1	2	0	1
33	Shadwell, Stephanie	g	0	3	0	0	3	4	0	0	3	3	1	2
45	Hansen, Lisa	g	0	1	0	0	0	1	0	1	0	0	0	0
TEAM														
TOTALS		29	64	7	17	25	40	21	32	53	34	90	16	32

TOTAL FG% 1st Half: 11-28 .393 2nd Half: 17-30 .567 Game: .453 DEADBALL
3-Pt. FG% 1st Half: 4-8 .500 2nd Half: 3-6 .500 Game: .412 REBOUNDS
F Throw % 1st Half: 7-10 .700 2nd Half: 14-24 .583 Game: .625 6

HOME TEAM: Wisconsin 3-0

No.	NAME	TOT-FG		3-PT		REBOUNDS		PF	TP	A	TO	BLK	S	MIN
		FG	FGA	FG	FGA	FT	FTA							
25	Sims, LaTonya	f	14	20	1	1	5	9	5	4	9	5	34	1
33	Boston, Tanisha	f	1	4	0	0	4	6	0	1	1	2	6	3
55	Wiersma, Amy	c	0	4	0	0	4	6	4	8	0	4	1	2
14	Paulus, Kelley	g	7	18	0	1	2	3	2	4	4	3	16	0
24	Pate, Dee Dee	g	0	1	0	1	2	0	0	0	0	1	1	3
03	Klongland, Rachael	g	0	0	0	0	0	0	0	0	0	0	0	0
30	Moore, Tamara	g	6	13	1	4	9	14	0	2	2	4	22	1
32	Black, Kyle	g	0	2	0	0	0	1	1	2	0	0	0	1
41	Stomski, Jessie	g	5	5	0	0	2	3	1	4	5	12	0	0
45	Bird, Krista	g	3	6	0	0	2	4	2	4	6	4	8	0
54	Konieczny, Missy	g	0	1	0	0	0	0	3	3	2	0	0	0
TEAM														
TOTALS		36	74	2	9	29	47	18	23	41	25	103	8	20

TOTAL FG% 1st Half: 11-32 .344 2nd Half: 21-36 .583 Game: .486 DEADBALL
3-Pt. FG% 1st Half: 1-5 .200 2nd Half: 1-4 .250 Game: .222 REBOUNDS
F Throw % 1st Half: 9-17 .529 2nd Half: 9-17 .529 Game: .617 6

OFFICIALS: Couteau, Gaxiola, Pitt

TECHNICAL FOULS:

Univ. Of Cal - Santa Barbara - none

Wisconsin - none

ATTENDANCE: 7,794

SCORE BY PERIODS:

Univ. Of Cal - Santa Barbara

Wisconsin

2

WISCONSIN 71, UW - MILWAUKEE 66 NOVEMBER 17, 1998 KOHL CENTER, MADISON, WI

VISITORS: UW Milwaukee 0-1

No.	NAME	TOT-FG		3-PT		REBOUNDS		PF	TP	A	TO	BLK	S	MIN
		FG	FGA	FG	FGA	FT	FTA							
34	Luchsinger, Nicole	f	1	2	0	0	1	1	3	4	7	5	3	0
44	Johnson, Janelle	c	1	2	0	0	0	0	0	3	3	2	2	1
10	Schaffeld, Daryl	g	2	16	0	3	5	6	1	0	1	4	9	1
11	Stoltenberg, Teri	g	3	7	1	3	0	0	1	0	1	2	7	1
25	Von Wald, Corrin	g	4	9	0	0	5	7	2	4	6	4	13	2
12	Martysz, Sarah	g	1	2	1	2	0	0	0	0	0	0	3	0
20	Kaufmann, Stefanie	g	1	3	0	0	1	2	2	4	6	4	3	0
22	Love, Latasha	g	4	6	0	0	2	2	1	3	4	2	10	2
30	Wardle, Amy	g	1	1	0	0	0	0	0	0	0	0	2	1
33	Filipek, Andrea	g	1	1	0	0	0	0	0	0	0	0	1	2
45	Lubbers, Kelly	g	6	11	0	0	0	1	2	3	3	12	1	1
TEAM														
TOTALS		25	60	2	8	14	18	12	21	33	27	66	9	21

TOTAL FG% 1st Half: 8-20 .400 2nd Half: 17-40 .425 Game: .417 DEADBALL
3-Pt. FG% 1st Half: 1-3 .333 2nd Half: 1-5 .200 Game: .250 REBOUNDS
F Throw % 1st Half: 7-9 .778 2nd Half: 7-9 .778 Game: .778 0

HOME TEAM: Wisconsin 2-0

No.	NAME	TOT-FG		3-PT		REBOUNDS		PF	TP	A	TO	BLK	S	MIN
		FG	FGA	FG	FGA	FT	FTA							
25	Sims, LaTonya	f	6	17	0	0	3	4	4	8	3	15	3	3
30	Moore, Tamara	f	1	4	0	2	1	2	0	5	5	5	3	2
54	Konieczny, Missy	c	2	2	0	0	2	2	3	2	5	3	4	0
14	Paulus, Kelley	g	6	12	1	3	3	4	2	1	3	1	16	1
24	Pate, Dee Dee	g	3	6	1	2	0	2	1	3	4	7	2	7
32	Black, Kyle	g	1	5	0	3	1	2	1	0	1	0	3	2
41	Stomski, Jessie	g	6	11	0	0	5	8	6	12	4	17	1	0
45	Bird, Krista	g	2	5	0	0	2	4	6	3	9	2	6	1
52	Jirovec, Sarah	g	0	0	0	0	0	0	0	0	0	0	0	0
TEAM														
TOTALS		27	62	2	10	15	28	23	27	50	22	71	12	27

TOTAL FG% 1st Half: 17-33 .515 2nd Half: 10-29 .345 Game: .435 DEADBALL
3-Pt. FG% 1st Half: 2-7 .286 2nd

5

WISCONSIN 66, #25 STANFORD 78

NOVEMBER 29, 1998

STANFORD, CA

VISITORS: Wisconsin 4-1

No.	NAME	TOT-FG		3-PT		REBOUNDS		PF	TP	A TO	BLK	S	MIN
		FG	FGA	FG	FGA	FT	FTA						
14	Paulus, Kelley	4	14	1	2	0	1	0	0	2	9	3	20
24	Pate, Dee Dee	1	4	0	2	0	1	0	1	1	1	2	15
25	Sims, LaTonya	5	12	0	2	2	6	3	2	5	2	12	34
30	Moore, Tamara	5	11	1	3	1	1	1	2	5	12	3	27
32	Black, Kyle	2	3	1	1	1	2	2	3	5	1	6	12
33	Boston, Tanisha	4	9	0	1	1	2	1	3	4	1	9	25
41	Stomski, Jessie	2	4	0	0	5	6	5	4	9	2	9	19
45	Bird, Krista	1	7	0	0	0	0	1	2	3	1	2	13
54	Konieczny, Missy	0	0	0	0	0	0	0	0	0	0	1	4
55	Wiersma, Amy	2	6	0	0	1	2	5	6	11	2	5	24
TEAM								0	6	6			
TOTALS		26	70	3	11	11	21	18	28	46	17	66	200

TOTAL FG% 1st Half:	0-0	.000	2nd Half:	26-70	.371	Game:	.371	DEADBALL
3-Pt. FG% 1st Half:	0-0	.000	2nd Half:	3-11	.273	Game:	.273	REBOUNDS
F Throw % 1st Half:	0-0	.000	2nd Half:	11-21	.524	Game:	.524	2, 3

HOME TEAM: STANFORD 2-4

No.	NAME	TOT-FG		3-PT		REBOUNDS		PF	TP	A TO	BLK	S	MIN
		FG	FGA	FG	FGA	FT	FTA						
14	Yvonne Gbaleseh	0	0	0	0	0	0	0	0	0	2	0	5
15	Ragan Freuen	3	12	3	8	0	1	1	12	13	3	9	25
20	Milena Flores	6	9	4	5	1	1	0	2	2	3	17	33
25	Lindsey Yamasaki	2	12	0	4	2	2	3	3	6	0	6	30
31	Kareisa Granderson	0	0	0	0	0	2	1	0	1	1	0	9
33	Sarah Dison	6	10	0	0	1	3	1	2	3	2	13	29
41	Bethany Donaphin	3	4	0	0	0	0	0	1	1	2	6	7
42	Lauren St Clair	0	4	0	2	2	2	0	2	2	0	2	10
51	Cori Engghusen	4	4	0	0	2	2	3	5	10	1	0	17
53	Carolyn Moos	7	17	0	0	1	2	5	5	10	1	15	35
TEAM								3	2	5			
TOTALS		31	72	7	19	9	15	16	32	48	15	78	200

TOTAL FG% 1st Half:	0-0	.000	2nd Half:	31-72	.431	Game:	.431	DEADBALL
3-Pt. FG% 1st Half:	0-0	.000	2nd Half:	7-19	.368	Game:	.368	REBOUNDS
F Throw % 1st Half:	0-0	.000	2nd Half:	9-15	.600	Game:	.600	1, 1

OFFICIALS:

TECHNICAL FOULS:

Wisconsin - none
STANFORD - none

ATTENDANCE: 3233

SCORE BY PERIODS:

	1st	2nd	OT1	OT2	OT3	OT4	TOTAL
Wisconsin	31	35					66
STANFORD	35	43					78

6

WISCONSIN 73, MARQUETTE 81

DECEMBER 3, 1998

KOHL CENTER, MADISON, WI

VISITORS: Marquette 5-2

No.	NAME	TOT-FG		3-PT		REBOUNDS		PF	TP	A TO	BLK	S	MIN
		FG	FGA	FG	FGA	FT	FTA						
40	Oldenburg, Lisa	f	7	8	0	0	2	3	9	12	3	16	32
41	Bowman, Heidi	f	6	13	2	3	7	8	1	2	3	21	36
34	Willenborg, Abbie	c	2	4	0	1	3	6	1	6	7	4	17
12	Oliver, Kiesha	g	6	17	0	2	3	4	1	7	8	15	32
13	Johnson, Kristi	g	2	6	1	4	4	5	0	3	3	1	9
14	Auger, Kelly		1	6	0	1	0	0	0	1	1	0	12
24	Bronson, Corey		1	2	1	1	0	0	0	0	0	3	4
33	Williams, Ebony		0	1	0	0	0	0	0	0	0	1	7
52	Zawodny, Sarah		4	4	0	0	0	0	4	2	6	2	24
TEAM										2	1	3	
TOTALS		29	61	4	12	19	26	12	30	42	15	81	200

TOTAL FG% 1st Half:	12-28	.429	2nd Half:	17-33	.515	Game:	.475	DEADBALL
3-Pt. FG% 1st Half:	1-4	.250	2nd Half:	3-8	.375	Game:	.333	REBOUNDS
F Throw % 1st Half:	8-9	.889	2nd Half:	11-17	.647	Game:	.731	4

HOME TEAM: Wisconsin 4-2

No.	NAME	TOT-FG		3-PT		REBOUNDS		PF	TP	A TO	BLK	S	MIN
		FG	FGA	FG	FGA	FT	FTA						
33	Boston, Tanisha	f	4	6	0	1	1	2	1	2	3	2	28
41	Stomski, Jessie	f	5	7	0	0	1	2	0	5	5	3	24
14	Paulus, Kelley	g	5	12	0	1	0	0	1	4	5	2	29
25	Sims, LaTonya	g	5	15	0	1	3	6	0	2	2	3	31
30	Moore, Tamara	g	3	7	2	3	0	0	0	3	3	8	22
24	Pate, Dee Dee		3	5	1	1	0	1	0	1	1	4	18
32	Black, Kyle		2	5	2	5	0	2	2	1	3	2	12
45	Bird, Krista		0	0	0	0	0	0	0	1	1	0	6
54	Konieczny, Missy		1	1	0	0	0	0	2	0	2	1	8
55	Wiersma, Amy		3	5	0	0	1	2	2	4	3	2	22
TEAM										0	1	1	
TOTALS		31	63	5	12	6	15	8	22	30	23	73	200

TOTAL FG% 1st Half:	18-31	.581	2nd Half:	13-32	.406	Game:	.492	DEADBALL
3-Pt. FG% 1st Half:	4-8	.500	2nd Half:	1-4	.250	Game:	.417	REBOUNDS
F Throw % 1st Half:	5-12	.417	2nd Half:	1-3	.333	Game:	.400	3, 1

OFFICIALS: Couteau, Smith, Barribeau

TECHNICAL FOULS:

Marquette - none
Wisconsin - none

ATTENDANCE: 7,588

SCORE BY PERIODS:

	1st	2nd	OT1	OT2	OT3	OT4	TOTAL
Marquette	33	48					81
Wisconsin	45	28					73

7

WISCONSIN 70, #12 TEXAS TECH 84

DECEMBER 5, 1998

AUTRY COURT, HOUSTON, TX

VISITORS: Wisconsin 4-3

No.	NAME	TOT-FG		3-PT		REBOUNDS		PF	TP	A TO	BLK	S	MIN
		FG	FGA	FG	FGA	FT	FTA						
03	Klongland, Rachel	0	2	0	2	1	2	0	1	1	0	0	4
14	Paulus, Kelley	4	5	0	0	1	2	0	1	1	3	9	22
24	Pate, Dee Dee	0	2	0	0	0	0	2	2	0	0	3	20
25	Sims, LaTonya	6	12	0	2	7	2	4	6	2	19	0	34
30	Moore, Tamara	5	12	0	2	0	0	2	4	6	3	10	29
32	Black, Kyle	0	1	0	1	0	0	1	0	1	3	0	13
33	Boston, Tanisha	0	2	0	1	0	0	0	1	1	5	0	16
41	Stomski, Jessie	7	11	0	0	3	4	0	2	2	5	17	27
45	Bird, Krista	0	4	0	0	0	0	0	1	1	3	0	14
54	Konieczny, Missy	5	5	0	0	0	1	0	1	1	0	10	13
55	Wiersma, Amy	1	1	0	0	2	2	1	6	7	3	4	8
TEAM								1	3	4			
TOTALS		28	57	0	8	14	18	7	26	33	27	70	200

TOTAL FG% 1st Half:	0-0	.000	2nd Half:	28-57	.491	Game:	.491	DEADBALL
3-Pt. FG% 1st Half:	0-0	.000	2nd Half:	0-8	.000	Game:	.000	REBOUNDS
F Throw % 1st Half:	0-0	.000	2nd Half:	14-18	.778	Game:	.778	2

HOME TEAM: Texas Tech 5-1

No.	NAME	TOT-FG		3-PT		REBOUNDS		PF	TP	A TO	BLK	S	MIN
		FG	FGA	FG	FGA	FT	FTA						
03	Schmucker, Melinda	5	8	1	2	2	3	1	2	3	0	13	34
10	Washington, Kristi	0	5	0	0	0	0	1	2	3	0	0	9
12	Gibbs, Cara	0	3	0	0	5	8	1	1	2	1	5	23
15	Johnson, Aleah	3	4	0	0	1	1	1	1	2	0	7	8
23	Lake, Julie	5	13	1	1	1	2	0	2	2	2	12	25
24	O'Neal, Katrina	1	4	0	1	3	4	1	0	1	1	5	21
32	Dickerson, Keitha	5	6	0	0	5	7	5	3	8	5	15	31
33	Tarr, Amber	0	0	0	0	0	0	0	0	0	0	0	1
37	Hanebutte, Rene	2	7	1	3	2	2	1	2	3	1	7	30
34	Ellison, Tanisha	0	0	0	0	0	2	0	1	1	0	0	1
45	Brazier, Angie	7	15	0	0	0	6	12	2	7	9	3	27
TEAM								6	3	9			
TOTALS		28	65	3	7	25	41	19	24	43	13	84	200

TOTAL FG% 1st Half:	0-0	.000	2nd Half:	28-65	.431	Game:	.431	DEADBALL
3-Pt. FG% 1st Half:	0-0	.000	2nd Half:	3-7	.429	Game:	.429	REBOUNDS
F Throw % 1st Half:	0-0	.000	2nd Half:	25-41	.610	Game:	.610	8

OFFICIALS:

TECHNICAL FOULS:

Wisconsin - none
Texas Tech - none

ATTENDANCE:

SCORE BY PERIODS:

SCORE BY PERIODS:	1st	2nd	OT1	OT2	OT3	OT4	TOTAL
Wisconsin	0	70					70
Texas Tech	0	84					84

9

WISCONSIN 71, WESTERN KENTUCKY 83

DECEMBER 10, 1998

BOWLING GREEN, KY

VISITORS: Wisconsin 5-4

No.	NAME	TOT-FG		3-PT		REBOUNDS		PF	TP	A	TO	BLK	S	MIN
		FG	FGA	FG	FGA	FT	FTA							
03	Klongland, Rachel	0	0	0	0	0	0	0	0	1	0	0	0	1
24	Pate, Dee Dee	1	3	0	1	0	2	0	0	3	2	3	0	21
25	Sims, LaTonya	3	10	0	1	6	9	2	3	5	4	12	1	5
30	Moore, Tamara	4	7	2	4	8	10	1	11	12	4	18	3	6
32	Black, Kyle	6	14	3	10	3	4	1	0	1	2	18	0	1
33	Boston, Tanisha	1	3	0	1	2	3	1	0	1	2	4	1	2
41	Stomski, Jessie	3	11	0	0	0	0	4	1	5	5	6	0	1
45	Bird, Krista	0	1	0	0	0	0	2	1	3	1	0	1	0
54	Konieczny, Missy	4	6	0	0	3	5	2	1	3	3	11	2	0
55	Wiersma, Amy	0	1	0	0	0	0	1	4	5	2	0	1	0
TEAM														
TOTALS		22	56	5	17	22	33	15	21	36	27	71	11	19

TOTAL FG% 1st Half:	0-0	.000	2nd Half:	22-56	.393	Game:	.393	DEADB	
3-Pt. FG% 1st Half:	0-0	.000	2nd Half:	5-17	.294	Game:	.294	REBOUNDS	
F Throw % 1st Half:	0-0	.000	2nd Half:	22-33	.667	Game:	.667		3

HOME TEAM: Western Kentucky 8-2

No.	NAME	TOT-FG		3-PT		REBOUNDS		PF	TP	A	TO	BLK	S	MIN
		FG	FGA	FG	FGA	FT	FTA							
05	Powers, Natalie	0	2	0	1	0	1	1	1	1	0	0	1	14
13	Hutcheron, Shatika	0	2	0	0	2	2	1	2	3	1	2	0	10
14	Covington, Kristina	0	0	0	0	0	0	0	0	0	0	1	0	2
21	Waltz, Jaime	1	7	1	5	2	3	0	1	1	3	5	4	2
24	Witcher, Kateshia	3	7	1	2	7	10	2	3	5	4	14	5	3
25	Kitschinger, Wendi	0	2	0	1	0	0	1	0	1	1	0	2	0
30	Lunsford, Shea	12	20	0	1	3	8	4	6	10	2	27	5	3
31	Hartley, Kristi	3	6	0	1	1	4	4	1	5	4	7	1	3
42	Britt, Jamie	0	0	0	0	6	6	1	4	5	3	6	0	0
45	Mansfield, ShaRae	11	16	0	0	0	1	8	8	16	4	22	1	2
TEAM														
TOTALS		30	62	2	11	21	35	22	27	49	23	83	16	18

TOTAL FG% 1st Half:	0-0	.000	2nd Half:	30-62	.484	Game:	.484	DEADB	
3-Pt. FG% 1st Half:	0-0	.000	2nd Half:	2-11	.182	Game:	.182	REBOUNDS	
F Throw % 1st Half:	0-0	.000	2nd Half:	21-35	.600	Game:	.600		3

OFFICIALS: Nan Sisk, Brian Enterline, Tina Napier

TECHNICAL FOULS:

Wisconsin

Western Kentucky

ATTENDANCE: 1,800

SCORE BY PERIODS:

Wisconsin

Western Kentucky

	1st	2nd	OT1	OT2	OT3	OT4	TOTAL
Wisconsin	0	71					71
Western Kentucky	0	83					83

10

WISCONSIN 70, MINNESOTA 59

DECEMBER 28, 1998

KOHL CENTER, MADISON, WI

VISITORS: University of Minnesota 5-5, 0-1

No.	NAME	TOT-FG		3-PT		REBOUNDS		PF	TP	A	TO	BLK	S	MIN
		FG	FGA	FG	FGA	FT	FTA							
21	Robinson, Sonja	f	6	12	0	0	2	2	3	8	11	3	14	2
23	Bowden, Moneekee	f	1	6	0	0	0	0	3	3	6	5	2	2
33	LeCuyer, Theresa	f	5	14	0	2	4	10	3	4	7	2	14	5
03	Blevins, Antoinetta	g	0	6	0	1	0	0	0	0	0	0	0	1
04	Olson, Erin	g	2	7	0	1	0	0	3	0	3	0	4	6
05	Harris, Brandi		1	1	0	0	0	0	0	0	0	0	2	0
10	Taylor, Swantreca		0	0	0	0	0	0	0	0	0	0	1	0
11	VanderHeyden, Cassie		7	19	6	11	1	1	2	5	7	4	21	0
12	Hansen, Mindy		1	2	0	0	0	0	0	0	0	0	2	1
15	Tate, Jackie		0	3	0	0	0	0	3	4	7	5	0	2
54	Bell, Kim		0	0	0	0	0	0	0	0	0	0	0	3
TEAM														
TOTALS		23	70	6	15	7	13	21	25	46	22	59	16	23

TOTAL FG% 1st Half:	15-38	.395	2nd Half:	8-32	.250	Game:	.329	DEADB	
3-Pt. FG% 1st Half:	6-10	.600	2nd Half:	0-5	.000	Game:	.400	REBOUNDS	
F Throw % 1st Half:	0-0	.000	2nd Half:	7-13	.538	Game:	.538		4

HOME TEAM: Wisconsin 6-4, 1-0

No.	NAME	TOT-FG		3-PT		REBOUNDS		PF	TP	A	TO	BLK	S	MIN
		FG	FGA	FG	FGA	FT	FTA							
25	Sims, LaTonya	f	7	14	0	1	3	3	3	7	10	3	17	3
33	Boston, Tanisha	f	2	5	0	0	6	8	1	4	5	1	10	2
41	Stomski, Jessie	c	5	7	0	0	2	2	8	10	3	10	1	2
14	Paulus, Kelley	g	3	11	0	0	2	4	1	1	2	1	8	1
30	Moore, Tamara	g	1	8	1	5	4	5	1	3	4	3	7	8
24	Pate, Dee Dee		1	2	0	1	1	2	1	0	1	2	3	7
32	Black, Kyle		2	5	1	3	0	0	1	1	2	0	5	0
45	Bird, Krista		3	4	0	0	0	0	0	1	1	3	6	0
54	Konieczny, Missy		2	2	0	0	0	0	0	1	1	0	4	0
TEAM														
TOTALS		26	58	2	10	16	24	10	28	38	16	70	16	18

TOTAL FG% 1st Half:	12-27	.444	2nd Half:	14-31	.452	Game:	.448	DEADB	
3-Pt. FG% 1st Half:	0-4	.000	2nd Half:	2-6	.333	Game:	.200	REBOUNDS	
F Throw % 1st Half:	5-6	.833	2nd Half:	11-18	.611	Game:	.667		5

OFFICIALS: Bomeli, Green, Pitt

TECHNICAL FOULS:

University of Minnesota

Wisconsin

ATTENDANCE: 8,760

SCORE BY PERIODS:

University of Minnesota

Wisconsin

	1st	2nd	OT1	OT2	OT3	OT4	TOTAL
University of Minnesota	36	23					59
Wisconsin	29	41					70

11

WISCONSIN 72, ILLINOIS 90

DECEMBER 30, 1998

CHAMPAIGN, IL

VISITORS: Wisconsin 6-5, 1-1

No.	NAME	TOT-FG		3-PT		REBOUNDS		PF	TP	A	TO	BLK	S	MIN
		FG	FGA	FG	FGA	FT	FTA							
14	Paulus, Kelley	2	5	0	1	1	2	1	3	4	0	5	1	1
24	Pate, Dee Dee	0	1	0	0	1	2	0	1	1	2	1	2	3
25	Sims, LaTonya	7	12	1	1	5	7	1	5	6	2	20	0	5
30	Moore, Tamara	2	11	0	1	4	6	5	3	8	4	8	1	9
32	Black, Kyle	3	5	2	2	2	4	1	1	2	2	10	2	1
33	Boston, Tanisha	5	8	0	0	0	0	3	4	7	3	10	3	2
41	Stomski, Jessie	7	12	0	1	2	4	0	5	5	4	16	0	3
45	Bird, Krista	0	0	0	0	0	0	0	0	0	0	0	0	1
52	Jirovec, Sarah	0	0	0	0	0	0	0	0	0	0	0	0	0
54	Konieczny, Missy	1	2	0	0	0	0	0	3	3	1	2	1	2
TEAM														
TOTALS		27	56	3	6	15	25	12	26	38	18	72	10	27

TOTAL FG% 1st Half:	0-0	.000	2nd Half:	27-56	.482	Game:	.482	DEADB	
3-Pt. FG% 1st Half:	0-0	.000	2nd Half:	3-6	.500	Game:	.500	REBOUNDS	
F Throw % 1st Half:	0-0	.000	2nd Half:	15-25	.600	Game:	.600		2

HOME TEAM: University of Illinois 7-5, 1-1

No.	NAME	TOT-FG		3-PT		REBOUNDS								A	TO	BLK	MIN
		FG	FGA	FG	FGA	FT	FTA	OF	DE	TO	PF	TP					
00	Martin, Kylie	0	2	0	1	2	3	0	2	2	1	2	0	1	0	5	
10	Curtin, Allison	10	14	1	1	0	3	1	2	3	3	21	4	2	2	30	
11	Wustrack, Sarah	0	1	0	0	0	0	0	0	0	0	0	0	0	0	1	
12	Catchings, Tajuja	3	8	0	0	4	6	1	4	5	3	10	4	3	3	28	
21	Guarneri, Lisa	2	8	1	4	0	0	2	0	2	2	5	5	3	0	129	
23	Parker, Melissa	4	5	3	4	0	0	0	0	0	3	11	3	3	0	127	
24	Wilson, Holly	2	3	0	0	2	2	0	2	2	3	6	0	0	0	10	
33	Blauser, Susan	8	14	0	0	2	3	4	5	9	3	18	1	2	0	130	
35	Sheeler, Alicia	7	16	1	2	0	0	3	6	9	1	15	1	4	0	327	
52	Vana, Dawn	1	1	0	0	0	0	1	1	2	3	2	1	0	0	13	
TEAM								2	2	4							
TOTALS		37	72	6	12	10	17	14	24	38	22	90	19	18	5	9200	

13

WISCONSIN 55, #23 OHIO STATE 70

JANUARY 5, 1999

COLUMBUS, OH

VISITORS: Wisconsin 7-6, 2-2

No.	NAME	TOT-FG		3-PT		REBOUNDS							A	TO	BLK	MIN	
		FG	FGA	FG	FGA	FT	FTA	DE	TOT	PF	TP						
14	Paulus, Kelley	1	3	1	1	0	0	0	2	2	2	3	1	1	0	24	
24	Pate, Dee Dee	3	6	0	1	0	0	1	0	1	1	6	3	4	0	26	
25	Sims, LaTonya	5	13	0	2	1	4	2	4	6	4	11	1	5	1	32	
30	Moore, Tamara	2	4	0	1	2	2	1	1	2	3	6	1	4	0	20	
32	Black, Kyle	4	9	3	4	2	2	0	2	0	0	13	0	0	0	26	
33	Boston, Tanisha	0	4	0	0	0	0	2	2	0	0	0	1	2	0	1	
41	Stomaski, Jessie	3	9	0	0	7	10	4	3	7	4	13	0	3	1	36	
54	Konieczny, Missy	1	2	0	0	1	2	2	0	2	1	3	1	2	0	14	
TEAM		2 3 5															
TOTALS		19	50	4	9	13	20	14	15	29	15	55	8	21	2	8	200

TOTAL FG% 1st Half: 0-0 .000 2nd Half: 19-50 .380 Game: .380 DEADBALL
 3-Pt. FG% 1st Half: 0-0 .000 2nd Half: 4-9 .444 Game: .444 REBOUNDS
 F Throw % 1st Half: 0-0 .000 2nd Half: 13-20 .650 Game: .650 5

HOME TEAM: Ohio State University 10-3, 3-0

No.	NAME	TOT-FG		3-PT		REBOUNDS						PF	TP	A TO	BLK	MIN	
		FG	FGA	FG	FGA	FT	FTA	DE	TOT								
00	Porter, Marrita	4	6	0	0	4	4	1	5	6	3	12	2	1	0	2	27
05	Moua, Michaela	8	12	0	0	3	5	2	3	5	2	19	0	1	0	0	31
10	Brown, Tomeka	2	4	0	1	0	0	0	0	0	0	4	1	0	0	0	12
12	Lewis, Jamie	2	6	1	3	0	0	1	2	3	2	5	5	3	0	3	32
20	Shenk, Lauren	6	9	3	4	2	3	0	2	2	1	17	3	4	0	1	34
21	Ingham, Laura	0	0	0	0	0	0	1	1	2	0	0	1	1	0	0	8
24	Bogott, Kylee	0	0	0	0	0	0	2	2	2	0	0	2	0	0	0	14
25	Barker, Roslyn	2	4	0	0	0	0	0	0	0	2	4	3	3	0	0	21
34	Jones, Larecha	2	5	1	1	0	0	1	1	2	1	5	2	6	0	1	13
53	Fusetti, Mindy	2	2	0	0	0	0	1	0	1	4	4	0	0	0	0	8
TEAM								1	1	2							
TOTALS		28	48	5	9	9	12	8	17	25	17	70	17	22	0	7	200

TOTAL FG% 1st Half: 0-0 .000 2nd Half: 28-48 .583 Game: .583 DEADBALL
 3-Pt. FG% 1st Half: 0-0 .000 2nd Half: 5-9 .556 Game: .556 REBOUNDS
 F Throw % 1st Half: 0-0 .000 2nd Half: 9-12 .750 Game: .750 0, 2

OFFICIALS: Lisa Mattingly, Ron Applegate, Tom Danaher

TECHNICAL FOULS:

Wisconsin - none

Ohio State University - none

ATTENDANCE: 6550

SCORE BY PERIODS:

Wisconsin 0 55

Ohio State University 0 70

14

WISCONSIN 74, MICHIGAN STATE 77

JANUARY 8, 1999

EAST LANSING, MI

VISITORS: Wisconsin 7-7, 2-3

No.	N A M E	TOT-FG		3-PT		REBOUNDS							A	TO	BLK	S	MIN
		FG	FGA	FG	FGA	FT	FTA	DE	TO	PF	TP						
14	Paulus, Kelley	2	5	1	2	1	2	2	2	4	0	6	1	2	0	0	30
24	Pate, Dee Dee	2	4	1	2	0	0	1	0	1	1	5	4	2	0	2	27
25	Sims, LaTonya	7	12	0	3	4	7	4	2	6	4	18	0	2	0	1	29
30	Moore, Tamara	1	4	1	2	2	2	0	3	3	1	5	7	4	0	1	21
32	Black, Kyle	0	2	0	2	1	2	0	0	0	0	1	0	2	0	0	12
33	Boston, Tanisha	4	7	0	0	2	2	1	3	4	1	10	3	3	2	0	29
41	Stomaski, Jessie	6	14	0	0	0	0	2	4	6	4	12	0	1	0	1	30
54	Konieczny, Missy	8	10	0	0	1	2	4	1	5	3	17	2	2	0	1	22
TEAM								2		1		3				2	
TOTALS		30	58	3	11	11	17	16	16	32	14	74	17	20	2	6	200

TOTAL FG% 1st Half: 30-58 .517 2nd Half: 0-0 .000 Game: .517 DEADBALL
 3-Pt. FG% 1st Half: 3-11 .273 2nd Half: 0-0 .000 Game: .273 REBOUNDS
 F Throw % 1st Half: 11-17 .647 2nd Half: 0-0 .000 Game: .647 2

HOME TEAM: Michigan State University 8-5, 2-1

No.	NAME	TOT-FG		3-PT		REBOUNDS							PF	TP	A TO	BLK	MIN	
		FG	FGA	FG	FGA	FT	FTA	DE	TOT	PF								
11	Blazek, Jill	1	2	0	0	0	0	1	1	0	2	0	0	0	0	4		
14	Dalgaard, Pernille	3	7	1	1	0	0	0	0	0	2	7	5	2	0	26		
21	Reese, Maxann	11	16	3	7	0	0	1	2	3	2	25	5	1	0	39		
22	Pung, Christie	0	1	0	1	0	0	1	1	2	0	0	3	3	0	12		
25	Salscheider, Abby	1	3	0	0	0	0	1	1	2	0	2	0	0	0	11		
32	Cummings, Becky	4	8	0	0	2	3	1	6	7	1	10	2	4	0	29		
34	Johnson, Donita	2	4	0	1	0	0	0	0	0	1	4	3	1	1	32		
45	Skelly, Erin	3	5	0	0	0	0	1	1	2	4	6	1	2	2	15		
52	Rasmussen, Kristen	9	9	1	1	2	4	0	3	3	3	21	2	2	2	29		
55	Winberg, Whitney	0	0	0	0	0	0	0	0	0	0	0	1	0	0	3		
TEAM												2	1					
TOTALS		34	55	5	11	4	7	7	16	23	13	77	22	18	5	9	200	

TOTAL FG% 1st Half: 34-55 .618 2nd Half: 0-0 .000 Game: .618 DEADBALL
 3-Pt. FG% 1st Half: 5-11 .455 2nd Half: 0-0 .000 Game: .455 REBOUNDS
 F Throw % 1st Half: 4-7 .571 2nd Half: 0-0 .000 Game: .571 1

OFFICIALS:

TECHNICAL FOULS:

Wisconsin - none

Michigan State University - Salscheider, Ab(3)

ATTENDANCE:

SCORE BY PERIODS:

Wisconsin 0 74

Michigan State University 0 77

15

WISCONSIN 65, INDIANA 69

JANUARY 10, 1999

BLOOMINGTON, IN

VISITORS: Wisconsin 7-8, 2-4

No.	NAME	TOT-FG		3-PT		REBOUNDS								A	TO	BLK	S	MIN
		FG	FGA	FG	FGA	FT	FTA	D	DE	TOT	PF	TP						
14	Paulus, Kelley	3	8	0	1	0	1	1	5	6	2	6	1	2	0	2	30	
24	Pate, Dee Dee	1	4	0	1	1	2	0	0	0	2	3	2	2	0	0	29	
25	Sims, LaTonya	4	16	0	0	2	2	2	4	6	2	10	0	7	0	2	33	
30	Moore, Tamara	3	5	0	0	0	0	1	4	5	4	6	2	3	1	3	21	
32	Black, Kyle	2	6	0	2	3	3	4	2	6	2	7	0	2	0	0	20	
33	Boston, Tanisha	3	5	0	2	0	0	1	4	5	3	6	3	3	0	0	20	
41	Stomaski, Jessie	10	14	0	0	4	7	1	9	4	24	3	5	2	1	35		
52	Jironec, Sarah	0	1	0	0	1	2	3	0	1	0	0	0	0	0	0	3	
54	Konieczny, Missy	1	2	0	0	0	0	1	1	1	1	2	0	3	1	1	9	
TEAM										2	4	6						
TOTALS		27	61	0	6	11	17	20	27	47	20	65	11	28	4	9	200	

TOTAL FG% 1st Half: 0-0 .000 2nd Half: 27-61 .443 Game: .443 DEADBALL
 3-Pt. FG% 1st Half: 0-0 .000 2nd Half: 0-6 .000 Game: .000 REBOUNDS
 F Throw % 1st Half: 0-0 .000 2nd Half: 11-17 .647 Game: .647 0, 2

HOME TEAM: Indiana University 12-7, 1-4

No.	NAME	TOT-FG		3-PT		REBOUNDS							A	TO	BLK	S	MIN
		FG	FGA	FG	FGA	FT	FTA	DE	TOT	PF	TP						
04	Thrush, Dani	5	12	0	1	7	10	1	5	6	3	17	10	6	0	1	38
13	Morgan, Kay	6	16	3	11	0	2	3	2	5	3	15	4	2	1	3	38
14	Cassady, Heather	1	4	1	4	0	0	0	0	0	0	3	1	0	0	1	7
21	Green, Kristi	0	8	0	5	1	2	3	1	4	0	1	1	5	0	2	38
34	Malone, LaKale	0	0	0	0	0	0	0	0	0	0	0	0	0	0	0	1
42	Chapman, Jill	10	14	0	0	3	6	5	4	9	4	23	0	1	1	2	29
45	Kerns, Cindy	2	7	0	1	0	0	1	3	4	5	4	0	1	0	4	25
51	Maines, Summar	2	6	0	0	2	4	2	6	1	6	1	3	0	1	24	
TOTAL:		26	67	4	19	13	24	19	18	37	16	69	17	18	2	14	200

TOTAL FG% 1st Half: 0-0 .000 2nd Half: 26-67 .388 Game: .388 DEADBALL
 3-Pt. FG% 1st Half: 0-0 .000 2nd Half: 4-19 .211 Game: .211 REBOUNDS
 F Throw % 1st Half: 0-0 .000 2nd Half: 13-24 .542 Game: .542 0, 6

OFFICIALS:

TECHNICAL FOULS:

Wisconsin - none

Indiana University - none

ATTENDANCE:

SCORE BY PERIODS:

Wisconsin 0 65

Indiana University 0 69

16

WISCONSIN 71, MICHIGAN 65

JANUARY 15, 1999

KOHL CENTER, MADISON, WI

VISITORS: University of Michigan 9-5, 1-3

No.	NAME	TOT-FG		3
-----	------	--------	--	---

17

WISCONSIN 62, RUTGERS 78 JANUARY 17, 1999 KOHL CENTER, MADISON, WI

VISITORS: Rutgers 15-3

No.	N A M E	TOT-FG		3-PT		REBOUNDS								A	TO	BLK	S	MIN
		FG	FGA	FG	FGA	FT	FTA	DE	TO	PF	TP							
34	Stewart, Shawnetta	f	7	15	1	5	5	6	2	4	6	3	20	3	5	0	2	32
40	Miles, Linda	f	4	6	0	0	3	3	1	7	8	4	11	5	2	0	1	30
55	Sutton-Brown, Tammy	c	6	6	0	0	2	3	2	1	3	5	14	0	4	1	5	27
23	Young, Tomora	g	6	9	3	3	2	2	1	1	2	3	17	2	2	0	1	40
43	Pointer, Tasha	g	2	6	0	0	0	0	1	2	3	1	4	8	6	0	3	37
03	Gilmore, Usha	g	6	9	0	1	0	0	0	3	3	12	3	4	0	0	25	
44	Cunningham, Davalyn	g	0	2	0	0	0	0	0	2	2	1	0	0	1	0	9	
TEAM																		
TOTALS			31	53	4	9	12	14	12	20	32	20	78	21	25	1	12	200
TOTAL FG% 1st Half: 17-29 .586		2nd Half: 14-24 .583		Game: .585		DEADBALL												
3-Pt. FG% 1st Half: 3-6 .500		2nd Half: 1-3 .333		Game: .444		REBOUNDS												
F Throw % 1st Half: 5-7 .714		2nd Half: 7-7 1.000		Game: .857		1, 1												

HOME TEAM: Wisconsin 8-9

No.	NAME	TOT-FG		3-PT		REBOUNDS								A	TO	BLK	S	MIN
		FG	FGA	FG	FGA	FT	FTA	OF	DE	TOT	PF	TP						
25	Sims, LaTonya	f	4	12	0	0	5	6	1	1	2	3	13	0	2	0	1	36
30	Moore, Tamara	f	5	11	0	1	2	2	0	1	1	3	12	2	7	1	4	38
41	Stomski, Jessie	c	7	9	0	0	5	6	1	2	3	4	19	1	1	0	0	35
14	Paulus, Kelley	g	4	7	0	1	4	0	2	2	1	12	3	4	1	1	29	
24	Pate, Dee Dee	g	0	2	0	2	1	2	1	1	2	3	1	5	6	0	2	28
32	Black, Kyle	g	1	5	1	4	2	2	0	2	2	1	5	0	3	0	2	18
45	Bird, Krista	g	0	1	0	0	0	0	0	2	2	2	0	0	1	1	1	12
52	Jirovec, Sarah	g	0	0	0	0	0	0	0	0	0	0	0	0	0	0	0	4
TEAM												1	2	3				
TOTALS			21	47	1	8	19	22	6	11	17	17	62	11	24	3	11	200
TOTAL FG% 1st Half: 14-23 .609		2nd Half: 7-24 .292		Game: .447		DEADBALL												
3-Pt. FG% 1st Half: 0-2 .000		2nd Half: 1-6 .167		Game: .125		REBOUNDS												
F Throw % 1st Half: 2-4 .500		2nd Half: 17-18 .944		Game: .864		2												

OFFICIALS: Dennis Mayer, Teresa Dahlem, Bernie Barribeau

TECHNICAL FOULS:

Rutgers - none

Wisconsin - none

ATTENDANCE: 10,384

SCORE BY PERIODS:

	1st	2nd	OT1	OT2	OT3	OT4	TOTAL
Rutgers	42	36					78
Wisconsin	30	32					62

18

WISCONSIN 80, NORTHWESTERN 61 JANUARY 22, 1999 KOHL CENTER, MADISON, WI

VISITORS: Northwestern University 8-9, 2-5

No.	N A M E	TOT-FG		3-PT		REBOUNDS								A	TO	BLK	S	MIN
		FG	FGA	FG	FGA	FT	FTA	OF	DE	TOT	PF	TP						
00	Sears, Tami	f	4	11	0	0	1	3	1	3	4	4	9	2	1	1	1	37
25	Schock, Leslie	f	4	11	0	2	1	2	4	4	8	3	9	0	2	0	0	38
10	Leonard, Dana	g	7	14	3	8	3	5	1	0	1	1	20	2	4	0	1	35
11	McGarrigle, Shannon	g	0	5	0	3	4	4	0	1	1	1	4	1	1	0	1	22
24	Chawansky, Megan	g	6	14	0	2	5	7	3	10	13	0	17	7	4	1	1	38
21	Holland, Chala	g	0	0	0	0	0	2	0	0	0	0	2	0	0	0	0	4
22	Flores, Clarissa	g	0	1	0	0	0	0	0	0	0	0	2	0	0	0	0	3
33	Giblin, Anne	g	0	1	0	0	0	1	0	0	0	0	0	0	1	0	0	6
52	Berki, Leah	g	0	0	0	0	2	2	1	3	1	2	0	0	2	0	1	17
TEAM												1	2					
TOTALS			21	57	3	15	16	26	12	20	32	14	61	12	17	2	5	200
TOTAL FG% 1st Half:		9-27	.333	2nd Half:		12-30	.400	Game:		.368	DEADBALL							
3-Pt. FG% 1st Half:		2-9	.222	2nd Half:		1-6	.167	Game:		.200	REBOUNDS							
F Throw % 1st Half:		3-6	.500	2nd Half:		13-20	.650	Game:		.615	5,		1					

HOME TEAM: Wisconsin 9-9, 4-4

No.	NAME	TOT-FG		3-PT		REBOUNDS								A	TO	BLK	S	MIN
		FG	FGA	FG	FGA	FT	FTA	OF	DE	TOT	PF	TP						
25	Sims, LaTonya	f	10	15	0	0	2	5	2	6	8	2	22	0	2	0	0	38
30	Moore, Tamara	f	4	10	1	3	3	3	1	3	4	5	12	1	7	0	0	24
41	Stomski, Jessie	c	7	12	0	0	2	2	3	6	9	5	16	0	2	0	0	27
14	Paulus, Kelley	g	7	15	1	3	0	0	0	4	4	1	15	3	1	0	2	34
24	Pate, Dee Dee	g	0	2	0	0	0	0	0	3	3	2	0	3	3	0	3	15
03	Klongland, Rachel	g	0	0	0	0	0	0	0	1	1	0	0	0	0	0	0	3
11	Ebeling, Judy	g	0	0	0	0	0	0	0	0	0	0	0	0	0	0	0	0
32	Black, Kyle	g	2	3	1	2	0	0	3	2	5	2	5	7	1	0	0	30
45	Bird, Krista	g	1	3	0	0	0	0	0	0	0	0	2	2	0	1	0	9
52	Jirovec, Sarah	g	0	2	0	0	2	2	0	1	1	0	2	0	1	0	0	5
54	Konieczny, Missy	g	2	3	0	0	2	2	4	1	5	4	6	0	0	0	1	15
TEAM																		
TOTALS			33	65	3	8	11	14	13	28	41	23	80	14	18	0	7	200
TOTAL FG% 1st Half: 13-33 .394		2nd Half: 20-32 .625		Game: .508		DEADBALL												
3-pt. FG% 1st Half: 0-4 .000		2nd Half: 3-4 .750		Game: .375		REBOUNDS												
F Throw % 1st Half: 1-3 .333		2nd Half: 10-11 .909		Game: .786		1, 1												

OFFICIALS: Art Bomengen, Dave Stewart, Ron Dressander

TECHNICAL FOULS:

Northwestern University - none

Wisconsin - none

ATTENDANCE: 8213

SCORE BY PERIODS:

	1st	2nd	OT1	OT2	OT3	OT4	TOTAL
Northwestern University	23	38					61
Wisconsin	27	53					80

19

WISCONSIN 56, #3 PURDUE 76 JANUARY 24, 1999 MACKEY ARENA, W. LAFAYETTE, IN

VISITORS: Wisconsin 9-10, 4-5

No.	NAME	TOT-FG		3-PT		REBOUNDS							A	TO	BLK	S	MIN
		FG	FGA	FG	FGA	FT	FTA	OF	DE	TOT	PF	TP					
14	Paulus, Kelley	4	12	0	0	0	0	3	2	5	3	8	1	3	0	0	26
24	Pate, Dee Dee	2	3	0	0	0	1	0	1	1	1	4	5	4	0	1	27
25	Sims, LaTonya	5	12	0	0	5	9	1	3	4	4	15	0	5	0	0	36
30	Moore, Tamara	1	4	1	1	0	0	1	3	4	2	3	5	5	1	5	28
32	Black, Kyle	1	3	1	2	0	0	1	0	1	2	3	4	2	0	0	23
41	Stomski, Jessie	6	10	0	0	5	6	1	4	5	4	17	0	3	2	1	34
45	Bird, Krista	2	2	0	0	0	0	0	0	0	0	4	0	0	0	1	12
54	Konieczny, Missy	1	1	0	0	0	0	0	1	1	0	2	0	0	1	1	14
TEAM										1		2					
TOTALS		22	47	2	3	10	16	8	15	23	16	56	15	22	4	9	200
TOTAL FG% 1st Half:		0-0	.000	2nd Half:		22-47	.468	Game:		.468		DEADBALL					
3-pt. FG% 1st Half:		0-0	.000	2nd Half:		2-3	.667	Game:		.667		REBOUNDS					
F Throw % 1st Half:		0-0	.000	2nd Half:		10-16	.625	Game:		.625		2					

25

WISCONSIN 82, ILLINOIS 78 (OT)

FEBRUARY 19, 1999

KOHL CENTER, MADISON, WI

VISITORS: University of Illinois 15-10, 9-6

		TOT-FG 3-PT				REBOUNDS														
No.	N A M E	FG	FGA	FG	FGA	FT	FTA	OF	DE	TOT	PF	TP	A	TO	BLK	S	MIN			
12	Catchings, Tajuja	f	6	19	0	0	4	8	8	6	14	4	16	3	4	0	2	42		
35	Sheeler, Alicia	f	5	6	0	0	0	2	8	10	5	10	0	1	0	2	34			
33	Blauzer, Susan	c	5	11	0	0	3	4	3	7	5	13	2	0	1	2	30			
21	Guarneri, Lisa	g	2	8	0	3	6	11	0	3	3	4	10	3	7	0	1	34		
23	Parker, Melissa	g	4	12	3	9	0	0	4	4	4	11	5	3	0	2	42			
00	Martin, Kylie		2	5	0	0	1	3	0	1	1	1	5	0	2	0	9			
10	Curtin, Allison		5	8	0	1	1	1	2	0	2	5	11	1	7	0	2	24		
24	Wilson, Holly		0	1	0	0	0	0	1	1	1	0	0	0	0	0	2	2		
52	Vana, Dawn		0	0	0	0	2	2	0	1	1	2	2	0	0	0	8	8		
TEAM																		0	2	2
TOTALS		29	70	3	13	17	29	16	29	45	31	78	14	24	1	11	225	225		

TOTAL FG% 1st Half: 13-33 .394 2nd Half: 12-29 .414 Game: .414 DEADBALL
 3-Pt. FG% 1st Half: 1-4 .250 2nd Half: 1-7 .143 Game: .231 REBOUNDS
 F Throw % 1st Half: 4-4 1.000 2nd Half: 10-18 .556 Game: .586 6

HOME TEAM: Wisconsin 13-12, 8-7

No.	NAME	TOT-FG			3-PT			REBOUNDS							A	TO	BLK	S	MIN
		FG	FGA	FT	FGA	FTA	OF	DE	TOT	PF	TP								
25	Sims, LaTonya	f	9	18	0	1	2	3	2	6	8	5	20	1	6	0	3	39	
30	Moore, Tamara	f	1	9	0	0	0	5	6	4	2	6	5	7	4	5	0	3	27
55	Wiersma, Amy	c	0	3	0	0	0	4	6	3	5	8	4	4	1	0	2	1	20
14	Paulus, Kelley	g	5	13	1	1	8	10	3	2	5	4	19	2	2	0	2	38	
24	Pate, Dee Dee	g	1	4	0	1	1	2	1	3	4	2	3	3	1	0	3	31	
32	Black, Kyle		2	5	0	2	2	2	1	0	1	1	6	0	0	0	1	24	
41	Stomski, Jessie		6	14	0	0	11	14	3	7	10	1	23	1	7	1	1	39	
54	Konieczny, Missy		0	2	0	0	0	1	0	2	2	1	0	0	0	0	0	7	
TEAM											3	3	6						
TOTALS			24	68	1	5	33	44	20	30	50	23	82	12	22	3	14	225	

TOTAL FG% 1st Half: 12-30 .400 2nd Half: 8-30 .267 Game: .353 DEADBALL
 3-Pt. FG% 1st Half: 1-3 .333 2nd Half: 0-2 .000 Game: .200 REBOUNDS
 F Throw % 1st Half: 10-12 .833 2nd Half: 15-23 .652 Game: .750 6, 1

OFFICIALS: Art Bomengen, Dennis Mayer, John Morningstar

TECHNICAL FOULS:
 University of Illinois - none
 Wisconsin - none

ATTENDANCE: 10,734

SCORE BY PERIODS: 1st 2nd OT1 OT2 OT3 OT4 TOTAL
 University of Illinois 31 35 12 78
 Wisconsin 35 31 16 82

26

WISCONSIN 69, MINNESOTA 56

FEBRUARY 21, 1999

MINNEAPOLIS, MN

VISITORS: Wisconsin 14-12, 9-7

No.	NAME	TOT-FG			3-PT			REBOUNDS							A	TO	BLK	S	MIN
		FG	FGA	FT	FG	FGA	FT	OF	DE	TOT	PF	TP							
11	Ebeling, Judy	0	0	0	0	0	0	0	0	0	1	0	0	0	0	0	1		
14	Paulus, Kelley	6	11	2	3	4	6	0	3	3	1	18	1	2	1	3	33		
24	Pate, Dee Dee	0	2	0	1	0	3	1	1	2	2	0	4	2	0	0	27		
25	Sims, LaTonya	6	13	0	0	3	5	2	5	7	4	15	2	1	1	0	31		
30	Moore, Tamara	5	9	1	2	3	5	0	3	3	3	14	3	5	2	4	34		
32	Black, Kyle	2	4	2	3	0	0	0	1	1	2	6	1	0	0	0	18		
41	Stomski, Jessie	3	9	0	0	5	6	2	5	7	5	11	1	1	0	2	26		
52	Jirovec, Sarah	0	0	0	0	0	0	0	0	0	2	0	0	1	0	0	3		
54	Konieczny, Missy	1	2	0	0	3	4	1	3	4	1	5	0	1	0	0	13		
55	Wiersma, Amy	0	5	0	0	0	1	3	6	9	1	0	1	0	1	0	14		
TEAM								5	3	8									
TOTALS		23	55	5	9	18	30	14	30	44	22	69	13	14	5	9	200		

TOTAL FG% 1st Half: 0-0 .000 2nd Half: 23-55 .418 Game: .418 DEADBALL
 3-Pt. FG% 1st Half: 0-0 .000 2nd Half: 5-9 .556 Game: .556 REBOUNDS
 F Throw % 1st Half: 0-0 .000 2nd Half: 18-30 .600 Game: .600 6

HOME TEAM: University of Minnesota 17-19, 2-14

No.	NAME	TOT-FG 3-PT			REBOUNDS							A	TO	BLK	S	MIN	
		FG	FGA	FT	FTA	OF	DE	TOT	PF	TP							
03	Blevins, Antoinetta	3	5	0	0	1	2	1	1	2	0	7	5	4	0	1	17
04	Olson, Erin	0	2	0	1	0	0	0	2	2	0	0	0	2	0	0	13
05	Harris, Brandi	0	1	0	1	0	0	0	0	0	0	0	0	1	0	1	3
10	Taylor, Swantreca	0	1	0	0	0	0	0	0	0	0	0	1	0	0	1	10
11	VanderHeyden, Cassie	0	1	0	1	0	0	0	0	0	0	0	0	1	0	0	7
12	Hansen, Mindy	10	21	1	2	1	3	2	0	2	2	22	0	4	1	0	34
15	Tate, Jackie	3	8	1	1	0	0	3	1	4	5	7	1	1	0	0	22
21	Robinson, Sonja	2	9	0	0	3	5	4	7	11	4	7	2	0	0	3	38
23	Bowden, Monique	0	6	0	1	0	0	0	1	1	5	0	0	1	0	0	15
30	Pickens, Randy	1	2	0	0	2	3	1	2	3	2	4	2	1	0	0	10
33	LeCuyer, Theresa	2	3	0	0	1	6	3	1	4	1	5	1	1	0	1	21
54	Bell, Kim	1	3	0	0	2	2	3	5	4	4	0	0	2	2	0	10
TEAM								2	6	8							
TOTALS		22	62	2	7	10	21	18	24	42	23	56	12	16	3	9	200

TOTAL FG% 1st Half: 0-0 .000 2nd Half: 22-62 .355 Game: .355 DEADBALL
 3-Pt. FG% 1st Half: 0-0 .000 2nd Half: 2-7 .286 Game: .286 REBOUNDS
 F Throw % 1st Half: 0-0 .000 2nd Half: 10-21 .476 Game: .476 3

OFFICIALS: Teresa Dahlem, Bill Stokes, Jack Plunkett

TECHNICAL FOULS:
 Wisconsin - none
 University of Minnesota - none

ATTENDANCE: 2,985

SCORE BY PERIODS: 1st 2nd OT1 OT2 OT3 OT4 TOTAL
 Wisconsin 37 32 69
 University of Minnesota 21 76 97

27

WISCONSIN 61, OHIO STATE 70

FEBRUARY 27, 1999

BIG TEN CHAMPIONSHIPS, INDIANAPOLIS, IN

VISITORS: Ohio State University 17-10

No.	NAME	TOT-FG			3-PT			REBOUNDS							A	TO	BLK	S	MIN
		FG	FGA	FT	FG	FGA	FT	FTA	OF	DE	TOT	PF	TP						
00	Porter, Marrita	8	12	0	0	3	4	2	3	5	1	19	2	6	2	1	34		
05	Mousa, Michaela	8	10	0	0	2	4	0	3	3	0	18	2	6	1	1	36		
10	Brown, Tomeka	0	3	0	0	1	2	1	0	1	1	1	0	1	1	1	8		
12	Lewis, Jamie	3	8	0	2	4	4	1	2	3	1	10	7	3	0	2	36		
20	Shenk, Lauren	2	7	1	4	4	6	1	1	2	2	9	2	2	0	3	31		
21	Ingham, Laura	0	0	0	0	0	0	0	0	0	0	2	0	0	1	0	1	5	
25	Barker, Roslyn	2	6	0	0	0	0	3	5	8	3	4	2	2	0	2	29		
30	McCabe, Megan	0	0	0	0	0	0	0	0	0	0	0	0	0	0	0	1		
34	Jones, Larecha	4	10	0	0	1	2	3	1	4	3	9	0	0	1	1	20		
TEAM								2	2	4									
TOTALS		27	56	1	6	15	22	13	17	30	13	70	15	21	5	12	200		

TOTAL FG% 1st Half: 0-0 .000 2nd Half: 27-56 .482 Game: .482 DEADBALL
 3-Pt. FG% 1st Half: 0-0 .000 2nd Half: 1-6 .167 Game: .167 REBOUNDS
 F Throw % 1st Half: 0-0 .000 2nd Half: 15-22 .682 Game: .682 4

HOME TEAM: Wisconsin 14-13

No.	NAME	TOT-FG			3-PT			REBOUNDS							A	TO	BLK	S	MIN
		FG	FGA	FG PCT	FT	FTA	FT PCT	DE	TOT	PF	TP								
14	Paulus, Kelley	5	14	0	3	4	4	1	2	3	0	14	5	3	0	2	34		
24	Pate, Dee Dee	0	3	0	0	1	2	0	2	5	1	2	3	0	2	19			
25	Sims, LaTonya	9	17	1	1	3	3	5	10	1	22	1	5	4	0	40			
30	Moore, Tamara	1	4	0	0	0	2	3	5	4	2	1	7	0	2	26			
32	Black, Kyle	5	8	4	6	0	0	1	3	4	3	14	5	3	1	1	27		
41	Stomski, Jessie	1	6	0	0	0	0	2	5	7	5	2	4	5	1	1	26		
54	Konieczny, Missy	2	3	0	0	0	0	0	0	0	2	4	0	1	1	0	17		
55	Wiersma, Amy	1	1	0	0	0	0	1	0	1	1	2	0	1	2	0	11		
TEAM								1	1	2									
TOTALS		24	56	5	10	8	9	15	19	34	21	61	18	28	9	8	200		

29

WISCONSIN 107, SIENA COLLEGE 85

MARCH 14, 1999

WNIT - FIELD HOUSE, MADISON, WI

VISITORS: Siena College 22-9

No.	NAME	TOT-FG		3-PT		REBOUNDS		PF	TP	A	TO	BLK	S	MIN
		FG	FGA	FG	FGA	FT	FTA							
32	Drummond, Cori	f	3	8	0	3	0	0	4	5	9	0	6	2
44	Balker, Melanie	f	11	20	0	0	1	3	8	4	12	2	23	2
05	Baker, Sacha	g	8	13	2	6	1	1	0	3	3	3	19	3
22	Boland, Erin	g	7	17	3	12	0	0	2	2	3	17	6	4
40	McLoughlin, Sinead	g	0	3	0	2	0	2	1	2	3	4	0	7
14	McGonagle, Meagan	g	0	0	0	0	0	0	0	0	0	0	0	1
20	Baran, Stephanie	g	1	2	0	0	0	0	0	0	0	0	1	2
21	Loeliger, Chrissy	g	4	6	4	5	0	0	2	2	4	12	2	2
31	Miklie, Malanda	g	0	2	0	0	0	0	0	0	0	0	3	0
33	Tobin, Bronwyn	g	2	4	0	0	0	1	2	3	4	0	0	20
45	Harden, Colleen	g	1	1	0	0	0	1	1	2	3	2	1	0
TEAM														
TOTALS		37	76	9	28	2	6	15	21	36	23	85	30	17

TOTAL FG% 1st Half: 17-37 .459 2nd Half: 20-39 .513 Game: .487 DEADBALL
 3-Pt. FG% 1st Half: 3-9 .333 2nd Half: 6-19 .316 Game: .321 REBOUNDS
 F Throw % 1st Half: 1-1 1.000 2nd Half: 1-5 .200 Game: .333 2, 2

HOME TEAM: Wisconsin 16-13

No.	NAME	TOT-FG		3-PT		REBOUNDS		PF	TP	A	TO	BLK	S	MIN
		FG	FGA	FG	FGA	FT	FTA							
25	Sims, LaTonya	f	9	16	0	1	6	6	3	5	8	1	24	1
30	Moore, Tamara	f	8	13	1	2	0	2	1	3	2	17	9	0
41	Stomski, Jessie	c	6	12	0	0	2	2	1	5	6	3	14	2
14	Paulus, Kelley	g	6	10	2	4	1	2	0	3	3	0	15	2
24	Pate, Dee Dee	g	1	7	0	1	11	12	2	4	6	0	13	6
11	Ebeling, Judy	g	0	0	0	0	0	0	0	0	0	0	0	0
32	Black, Kyle	g	1	6	1	6	2	1	2	3	1	5	3	0
35	Cleary, Christine	g	0	0	0	0	0	0	1	1	0	0	1	0
52	Jirovec, Sarah	g	0	1	0	0	0	0	1	0	1	0	0	0
54	Konieczny, Missy	g	4	4	0	0	0	0	1	0	1	3	8	0
55	Wiersma, Amy	g	3	3	0	0	5	5	1	3	4	1	11	0
TEAM														
TOTALS		38	72	4	14	27	29	12	26	38	11	107	23	9

TOTAL FG% 1st Half: 17-36 .472 2nd Half: 21-36 .583 Game: .528 DEADBALL
 3-Pt. FG% 1st Half: 2-6 .333 2nd Half: 2-8 .250 Game: .286 REBOUNDS
 F Throw % 1st Half: 9-9 1.000 2nd Half: 18-20 .900 Game: .931 1

OFFICIALS: Bernie Barribeau, Mary Struckoff, Scott Doberstein

TECHNICAL FOULS:

Siena College - none
 Wisconsin - none

ATTENDANCE: 2949

SCORE BY PERIODS:

	1st	2nd	OT1	OT2	OT3	OT4	TOTAL
Siena College	38	47					85
Wisconsin	45	62					107

2nd Round WNIT

31

WISCONSIN 92, MEMPHIS 73

MARCH 20, 1999

WNIT - FIELD HOUSE, MADISON, WI

VISITORS: University of Memphis 22-10

No.	NAME	TOT-FG		3-PT		REBOUNDS		PF	TP	A	TO	BLK	S	MIN
		FG	FGA	FG	FGA	FT	FTA							
35	Bush, Malissa	f	7	8	0	0	1	3	7	0	7	2	15	1
44	Whitmore, Tamika	f	9	18	2	3	2	3	1	3	4	5	22	0
22	Berron, Kelly	g	5	13	3	8	0	0	1	1	0	13	3	1
24	Reed, Yolanda	g	3	10	0	1	3	4	0	3	3	3	9	5
30	Phillips, Heather	g	0	0	0	0	0	0	3	3	2	0	4	3
13	Collins, Tiffany	g	0	1	0	0	0	2	1	0	1	2	0	0
20	Bell, Rachel	g	1	2	1	2	0	0	1	1	1	3	1	2
23	Blaylock, Monica	g	1	2	0	0	0	0	1	1	2	3	2	1
33	Jackson, Lauren	g	1	4	1	2	0	0	0	0	0	2	3	1
41	Abraham, Melissa	g	3	7	0	0	0	1	1	1	2	3	6	0
TEAM														
TOTALS		30	65	7	16	6	13	13	18	31	23	73	15	20

TOTAL FG% 1st Half: 16-33 .485 2nd Half: 14-32 .438 Game: .462 DEADBALL
 3-Pt. FG% 1st Half: 3-7 .429 2nd Half: 4-9 .444 Game: .438 REBOUNDS
 F Throw % 1st Half: 4-8 .500 2nd Half: 2-5 .400 Game: .462 2

HOME TEAM: Wisconsin 18-13

No.	NAME	TOT-FG		3-PT		REBOUNDS		PF	TP	A	TO	BLK	S	MIN
		FG	FGA	FG	FGA	FT	FTA							
25	Sims, LaTonya	f	7	16	2	2	4	5	1	3	4	0	20	1
30	Moore, Tamara	f	7	13	2	4	5	2	5	7	3	21	5	6
41	Stomski, Jessie	c	10	15	0	0	1	2	7	2	9	3	21	0
14	Paulus, Kelley	g	3	5	0	1	2	3	4	7	2	8	2	5
24	Pate, Dee Dee	g	1	5	0	1	5	6	4	5	9	2	7	13
32	Black, Kyle	g	2	5	1	4	4	5	0	3	3	0	9	2
35	Cleary, Christine	g	0	0	0	0	0	0	0	0	0	0	0	0
52	Jirovec, Sarah	g	0	0	0	0	0	0	0	0	0	0	0	0
54	Konieczny, Missy	g	1	3	0	0	0	0	1	1	2	2	2	0
55	Wiersma, Amy	g	1	4	0	0	2	3	2	4	6	3	4	1
TEAM														
TOTALS		32	66	5	12	23	28	20	27	47	15	92	24	21

TOTAL FG% 1st Half: 17-39 .436 2nd Half: 15-27 .556 Game: .485 DEADBALL
 3-Pt. FG% 1st Half: 3-8 .375 2nd Half: 2-4 .500 Game: .417 REBOUNDS
 F Throw % 1st Half: 12-14 .857 2nd Half: 11-14 .786 Game: .821 1

OFFICIALS: Keith Fisher, Mary Struckhoff, Dennis Mayer

TECHNICAL FOULS:

University of Memphis - none
 Wisconsin - none

ATTENDANCE: 6,292

SCORE BY PERIODS:

	1st	2nd	OT1	OT2	OT3	OT4	TOTAL
University of Memphis	39	34					73
Wisconsin	49	43					92

30

WISCONSIN 70, MICHIGAN STATE 69 (OT)

MARCH 17, 1999

WNIT - KOHL CENTER, MADISON, WI

VISITORS: Michigan State University 17-14

No.	NAME	TOT-FG		3-PT		REBOUNDS		PF	TP	A	TO	BLK	S	MIN
		FG	FGA	FG	FGA	FT	FTA							
14	Dalgaard, Bernille	f	1	2	1	1	0	0	1	0	1	3	3	0
32	Cummings, Becky	f	5	9	0	0	9	12	5	6	11	3	19	2
52	Ramussen, Kristen	c	6	13	0	1	0	1	3	12	15	3	12	2
21	Reese, Maxann	g	7	19	1	8	0	0	0	2	2	3	15	1
34	Johnson, Donita	g	1	8	0	0	1	4	3	4	7	1	3	5
22	Pung, Christie	g	3	4	0	1	4	5	0	3	3	4	10	1
25	Salscheider, Abby	g	2	3	0	0	1	1	0	1	1	1	5	0
45	Skelly, Erin	g	1	4	0	0	0	0	2	2	4	2	2	0
55	Winberg, Whitney	g	0	0	0	0	0	0	0	0	0	0	0	0
TEAM														
TOTALS		26	62	2	11	15	23	15	30	45	20	69	11	21

TOTAL FG% 1st Half: 10-24 .417 2nd Half: 14-31 .452 Game: .419 DEADBALL
 3-Pt. FG% 1st Half: 1-5 .200 2nd Half: 0-3 .000 Game: .182 REBOUNDS
 F Throw % 1st Half: 6-11 .545 2nd Half: 7-8 .875 Game: .652 2, 1

HOME TEAM: Wisconsin 17-13

No.	NAME	TOT-FG		3-PT		REBOUNDS		PF	TP	A	TO	BLK	S	MIN
		FG	FGA	FG	FGA	FT	FTA							
25	Sims, LaTonya	f	9	22	0	2	4	5	1	5	6	3	22	0
30	Moore, Tamara	f	3	10	0	1	4	5	6	2	8	3	10	5
41	Stomski, Jessie	c	4	13	0	0	1	2	2	7	9	4	9	2
14	Paulus, Kelley	g	4	7	0	1	2	5	4	9	1	9	2	3
24	Pate, Dee Dee	g	2	8	0	2	2	2	2	4	3	6	5	3
32	Black, Kyle	g	2	8	0	6	2	2	1	2	3	1	6	0
54	Konieczny, Missy	g	1	2	0	0	1	1	1	2	3	2	3	0
55	Wiersma, Amy	g	2	4	0	0	1	4	2	0	2	2	5	0
TEAM														
TOTALS		27	74	0	12	16	23	20	25	45	19	70	14	16

TOTAL FG% 1st Half: 14-38 .368 2nd Half: 11-30 .367 Game: .365 DEADBALL
 3-Pt. FG% 1st Half: 0-3 .000 2nd Half: 0-8 .000 Game: .000 REBOUNDS
 F Throw % 1st Half: 4-10 .400 2nd Half: 8-9 .889 Game: .696 3, 2

OFFICIALS: Bernie Barribeau, Carol Comanita, Jerry Gibbons

TECHNICAL FOULS:

Michigan State University - none
 Wisconsin - none

ATTENDANCE: 5,490

SCORE BY PERIODS:

	1st	2nd	OT1	OT2	OT3	OT4	TOTAL
Michigan State University	27	35	7				69
Wisconsin	32	30	8				70

3rd Round WNIT

32

WISCONSIN 64, ARKANSAS 67

MARCH 23, 1999

WNIT - FAYETTEVILLE, AK

VISITORS: Wisconsin 18-14

BadgerBall Highlights

ACADEMIC EXCELLENCE

- ★ Since the award was initiated in 1986, Wisconsin has garnered 42 Academic all-Big Ten honors
- ★ The Badgers have had two or more Academic all-Big Ten honorees every year Jane Albright has been at Wisconsin (1994-present)
- ★ The Badgers rank second overall among all Big Ten institutions in most Big Ten academic honorees

ATHLETIC SUCCESS

In the last five years, BadgerBall has achieved unprecedented success:

- ★ five-straight winning seasons for the first time in school history
- ★ appeared in the post season four times including three NCAA tournaments
- ★ was the WNIT runnerup champion in 1999
- ★ 13 all-Big Ten athletic honorees
- ★ two Big Ten Freshmen of the Year
- ★ one Big Ten Coach of the Year honor
- ★ one WBCA District Coach of the Year honor
- ★ two WBCA District all-Americans
- ★ tied the record for most wins in program history twice (21)
- ★ three 20-win seasons and UW's best Big Ten record (12-4)
- ★ record attendance and ticket sales

RECORD ATTENDANCE

- ★ Wisconsin has led the Big Ten in cumulative attendance four years and ranked third in the nation in total attendance the last three years
- ★ Wisconsin set school and conference marks in 1998 averaging 10,455 overall. The Badgers set a league record with 12,274 attending Big Ten games and set a then-single game conference mark of 16,329

UW Team History and Highlights

Wisconsin's History in National Post-Season Tournaments

1998-99	WNIT Championship (4-1) Runnerup Champions Coach Jane Albright-Dieterle
March 23, 1999	Finals—Lost to Arkansas 64-67 Fayetteville, AR
1997-98	NCAA Championship (0-1) West Region (#6 seed-64 teams) Coach Jane Albright-Dieterle
March 14, 1998	1st round—Lost to Virginia Tech 64-75 Gainesville, FL
1995-96	NCAA Championship (1-1) Midwest Region (#6 seed-64 teams) Coach Jane Albright-Dieterle
March 15, 1996	1st round—Beat Oregon 74-60 Nashville, TN
March 17, 1996	2nd round—Lost to Vanderbilt 94-82 Nashville, TN
1994-95	NCAA Championship (1-1) Midwest Region (#10 seed-64 teams) Coach Jane Albright-Dieterle
March 16, 1995	1st round—Beat Kansas 73-72 Lubbock, TX
March 18, 1995	2nd round—Lost to Texas Tech 65-88 Lubbock, TX
1991-92	NCAA Championship (0-1) West Region (#6 seed-48 teams) Coach Mary Murphy
March 18, 1992	1st round—Lost to Montana 74-85 Madison, WI
1981-82	AIAW Championship (1-1) Coach Edwina Qualls
March 11-13, 1982	MAIAW Regional Champions (Sweet 16 teams to qualify for Natls.)
March 21, 1982	1st round—Beat Colorado 60-59 Austin, TX
March 23, 1982	2nd round—Quarterfinals Lost to Texas 61-73, Austin, TX

WISCONSIN'S NCAA TOURNAMENT RECORD: 2-4

First Round: 2-2
Second Round: 0-2

Jane Albright NCAA record while at Wisconsin is: 2-3;
her career NCAA record is 4-7 overall, and 5-3 in the NWIT

Wisconsin Wins Over Nationally-Ranked Opponents

11/20/98	W	103-90	SANTA BARBARA (22nd)
2/20/98	W	73-69	ILLINOIS (9th)
1/11/98	W	80-66	W. KENTUCKY (19th)
1/4/98	W	74-64 OT	at Georgia (17th)
11/12/97	W	90-82	STANFORD (4th)
(win over highest ranked opponent)			
12/27/96	W	83-77	PENN STATE (15th)
12/9/96	W	81-69	at Notre Dame (10th)
(win over highest ranked opponent on the road)			
2/2/96	W	69-68	at Northwestern (23rd)
1/28/96	W	87-69	vs. PENN STATE (10th)
1/26/96	W	98-95 OT	vs. Purdue (21st)
3/16/95	W	73-72	vs. Kansas (23rd)
(at Lubbock, TX, NCAA Midwest Subregional)			
1/8/95	W	76-69	vs. OHIO STATE (22nd)
1/28/94	W	99-73	at Ohio State (17th)
2/21/92	W	80-69	vs. PURDUE (9th)
2/7/92	W	74-58	vs. IOWA (5th)
1/31/92	W	91-89	vs. NORTHWESTERN
(22nd)			
11/29/91	W	70-63	vs. Auburn (11th)
(at Salt Lake City, Utah's Rainbo Classic)			
2/10/91	W	78-75	vs. MICHIGAN STATE
(23rd)			
1/2/91	W	78-67	vs. IOWA (15th)
2/27/89	W	81-67	vs. PURDUE (11th)

Games at home indicated by CAPS



A game-winning basket at the buzzer by Sharon Johnson allowed the Badger team to advance to its first-ever second round in the 1995 NCAA championship in Lubbock, Texas.



Wisconsin in Big Ten Openers

(Record 6-10)

12/28/98	W	70-59	MINNESOTA
12/28/97	L	71-86	at Penn State
12/27/96	W	83-77	PENN STATE (15th-ranked)
12/28/95	W	85-71	at Michigan
1/7/94	L	67-74	IOWA (2nd-ranked)
1/8/93	L	39-65	at Iowa (5th-ranked)
1/10/92	L	52-77	at Indiana
1/2/91	W	78-67	IOWA (5th ranked)
1/5/90	L	80-92	INDIANA
1/6/89	L	55-73	at Indiana
1/8/88	L	59-79	IOWA (1st-ranked)
1/2/87	L	44-83	IOWA (14th-ranked)
1/5/86	L	64-68	at Northwestern
1/6/85	L	58-76	NORTHWESTERN
1/6/84	W	92-62	PURDUE
1/7/83	W	58-55	at Purdue

Wisconsin on the Road

The best overall road record in program history was 10-4 in 1982-83, when the program was 19-8 overall and 6-3 in Big Ten road games. Including the 1983 through 1999 seasons, the Badgers are 38-110 in Big Ten road games. Overall, the cumulative game road figure is 89-159, since 1982-83.

Wisconsin's History in the Polls

WISCONSIN ALL-TIME IN THE POLLS

AP Rec. USA

1998-99 (4 weeks)

11/9	--	0-0	23rd
11/16	25th	1-0	23rd
11/23	23rd	2-0	20th
12/4	--	4-1	21st

1997-98 (16 weeks)

11/12	T25th	0-0	NR
11/19	NR	0-0	NR
11/24	23rd	1-0	23rd
12/1	19th	4-0	19th
12/8	17th	5-0	15th
12/15	9th	7-0	10th
12/22	8th	9-1	8th
12/29	11th	9-2	10th
1/5	15th	10-2	12th
1/12	14th	12-4	11th
1/18	17th	13-5	15th
1/26	20th	15-6	18th
2/1	16th	17-6	15th
2/8	19th	17-7	19th
2/16	23rd	18-8	22nd
2/23	24th	20-8	21st
3/2	NR	21-9	23rd
3/8	NR	21-9	24th
3/31	NR	21-10	NR

1996-97 (13 weeks)

11/12	22nd	0-0	19th
11/19	23rd	1-0	20th
11/25	23rd	3-0	19th
12/3	23rd	5-0	18th
12/9	19th	7-0	13th
12/16	18th	7-1	13th
12/23	16th	7-1	12th
12/30	20th	8-2	13th
1/6	17th	10-2	11th
1/13	20th	10-3	14th
1/20	16th	12-3	14th
1/27	16th	14-3	10th
2/4	23rd	14-5	16th
2/10	NR	14-7	22nd
2/17	NR	16-8	NR

1995-96 (18 weeks)

11/14	22nd	0-0	NR
11/20	21st	0-0	NR
11/27	20th	0-0	NR
12/4	18th	3-1	NR
12/10	17th	5-1	NR
12/17	17th	6-1	24th
12/26	17th	6-1	22nd
1/2	18th	8-1	21st
1/8	17th	9-2	21st
1/15	14th	11-2	18th
1/22	13th	14-2	15th
1/29	10th	16-2	12th
2/5	8th	18-2	11th
2/11	11th	18-4	14th
2/19	13th	19-5	14th

2/26	15th	20-6	15th
3/4	17th	20-7	20th
3/31	18th	21-8	20th

1994-95 (2 weeks)

1/9	24th	11-2	23rd
1/17	NR	11-3	25th
1/23	NR	13-3	22nd
1/30	NR	13-5	23rd
2/6	25th	15-5	21st
2/13	NR	16-6	24th
2/20	NR	18-6	24th

1991-92 (5 weeks)

2/10	25th	14-5	NR
2/17	24th	16-5	23rd
2/24	22nd	18-5	21st
3/3	23rd	18-6	21st
3/9	25th	19-7	NR

Wisconsin's Century Games

(Record 14-4)

1998-99	11/20 vs. UC-Santa Barbara, 103-90	W
	3/14 vs. Siena NIT, 107-85	W
1996-97	11/30 at UC-Santa Barbara, 100-95	W
	2/11 vs. Cleveland State, 103-64	W
1993-94	12/9 vs. UW-Milwaukee, 108-58	W
	12/13 at UI-Chicago, 101-72	W
	1/23 vs. Northwestern, 85-103	L
1992-93	2/19 vs. Northwestern, 90-103	L
1991-92	12/13 vs. W. Illinois, 112-69	W
1990-91	12/9 at Creighton, 101-93	W
	1/6 vs. Minnesota, 102-77	W
	2/1 at Indiana, 86-103	L
	2/8 vs. Michigan, 101-88	W
1987-88	12/4 at Florida State, 67-100	L
1982-83	12/5 vs. Bradley, 123-79	W**
1978-79	12/13 vs. UW-Milwaukee, 115-50	W
1977-78	12/14 vs. DePaul, 106-55	W
	1/17 vs. Northern Illinois, 100-42	W

** 123 is the UW women's school record for most points

% 115-50 (65 difference) is the UW women's record for largest winning margin



Wisconsin made its first national championship finals appearance in the WNIT tournament last March losing to Arkansas, 64-67. The Badgers won four straight games to earn the finals berth played at a sold out Barnes Arena in Fayetteville. The tournament experience should help Wisconsin this year as it seeks to qualify for its fourth NCAA Championship in the past six years.

Wisconsin Honor Roll



Most Valuable Players

1998-99	LaTonya Sims
1997-98	Katie Voigt
1996-97	Keisha Anderson
1995-96	Barb Franke
1994-95	Barb Franke
1993-94	Barb Franke
1992-93	Robin Threatt
1991-92	Robin Threatt
1990-91	Michele Kozelka, Mynette Clark, Robin Threatt, Lisa Lawrence
1989-90	Michele Kozelka
1988-89	Janetta Johnson
1987-88	Lisa Bonnell
1986-87	Lisa Bonnell
1985-86	Lisa Bonnell
1984-85	Faith Johnson and Chris Pruitt
1983-84	Megan Scott and Janet Huff
1982-83	Theresa Huff
1981-82	Theresa Huff
1980-81	Theresa Huff
1979-80	Ann Hall
1978-79	Kerry Karst
1977-78	Pam Moore

All-Big Ten First Team Honorees



Keisha Anderson, Racine, WI
First Team 1997




Barb Franke, Cedar Falls, IA
First Team 1996



Janet Huff, Milwaukee, WI
First Team 1984



LaTonya Sims, Racine, WI
First Team 1998




Robin Threatt, Cedar Rapids, IA
First Team 1992, 1993



Katie Voigt, Woodruff, WI
First Team 1998

1,000 Point Scorers

1,994—Barb Franke, 114 games, 1991-96 – Jr., 64th game, 12/15/94
1,901—Robin Threatt, 113 games, 1988-93 – Jr., 66th game, 1/4/92
1,879—Theresa Huff, 118 games, 1979-1983 – Jr., 66th game, 1/2/82
1,576—Katie Voigt, 116 games, 1993-98 – Jr., 83rd game, 3/2/96
1,543—Ann Klapperich, 113 games, 1994-98 – Jr., 77th game, 2/11/97
1,482—Lisa Bonnell, 109 games, 1984-1988 – Sr., 86th game, 12/9/88
1,455—Janet Huff, 118 games, 1980-84 – Sr., 96th game, 12/7/84
1,428—Michele Kozelka, 111 games, 1988-92 – Jr., 74th game, 2/3/91
1,399—Chris Pruitt, 114 games, 1981-85 – Jr., 86th game, 3/4/84
1,279—Keisha Anderson, 85 games, 1994-97, Sr., 68th game, 1/5/97
1,120—Faith Johnson, 118 games, 1980-85 – Sr., 110th game, 2/8/85
1,057—Linda Gough, 105 games, 1977-81 – Sr., 97th game, 2/13/81
1,017—Mynette Clark, 96 games, 1988-92 – Sr., 94th game, 3/11/92



Point guard Janet Huff formed a dangerous duo with her sister Theresa. The pair played on one of the most successful teams in school history earning a 21-13 record and national quarterfinal finish at the 1982 AIAW Championship. Huff ranks second in career assists and steals to Keisha Anderson, and was the Big Ten Medal of Honor winner in 1984 signifying proficiency in scholarship and athletics. She was also UW's first all-Big Ten first team selection in 1984.

All-Big Ten Conference

(began in 1984 with recognition earned by a vote of the conference coaches; a media voting panel was added in 1996; (Note: c=coaches; m=media))

Keisha Anderson	Racine, WI	First Team (mc)	1997
		Second Team (mc)	1995, '96
Lisa Bonnell	Merrill, WI	Second Team	1988
		Honorable Mention	1987
Mynette Clark	Racine, WI	Second Team	1992
Barb Franke	Cedar Falls, IA	First Team (mc)	1996
		Second Team	1994, '95
		Freshman of the Year	1992
Kay Fredrickson	Durand, WI	Freshman of the Year	1988
Janet Huff	Milwaukee, WI	First Team	1984
Janetta Johnson	Ann Arbor, MI	Honorable Mention	1989
Ann Klapperich	Fond du Lac, WI	Third Team (mc)	1997
		Second Team (m)	1998
Michelle Kozelka	Prairie du Chien, WI	Honorable Mention	1989, '90, '91, '92
Kelley Paulus	LaCrosse, WI	All-Freshman Team	1997
Chris Pruitt	Chicago, IL	Second Team	1984
Megan Scott	Platteville, WI	Second Team	1984
LaTonya Sims	Racine, WI	First Team (m)	1999
		Second Team (c)	1999
		Freshman of the Year	1998
		Honorable Mention (mc)	1998
Jessie Stomski	Oakdale, MN	Freshman of the Year	1999
		Second Team (m)	1999
		Honorable Mention (c)	1999
Robin Threatt	Cedar Rapids, IA	First Team	1992, '93
		Second Team	1991
Katie Voigt	Woodruff, WI	First Team (mc)	1998

Big Ten Conference Players of the Week

(began as a weekly honor in 1984 with recognition earned by a vote of the conference office communications staff)

Keisha Anderson	Racine, WI	Dec. 12	1996
		Feb. 5	1996
		Dec. 2	1996
Lisa Bonnell	Merrill, WI	Jan. 18	1988
Mynette Clark	Racine, WI	March 4	1991
Barb Franke	Cedar Falls, IA	Jan. 29	1996
		Jan. 9, Feb. 6	1995
Janet Huff	Milwaukee, WI	Feb. 14	1984
Janetta Johnson	Ann Arbor, MI	Dec. 12	1989
Michelle Kozelka	Prairie du Chien, WI	Feb. 28	1989
		Dec. 12, March 5	1990
Ann Klapperich	Fond du Lac, WI	Dec. 1	1997
Kelley Paulus	LaCrosse, WI	Feb. 23	1999
LaTonya Sims	Racine, WI	Nov. 23	1998
Robin Threatt	Cedar Rapids, IA	Dec. 16, Feb. 10	1992
		Dec. 14	1993

Coach of the Year Honors

Jane Albright-Dieterle	1995	Big Ten Coach of the Year
Jane Albright-Dieterle	1995	WBCA/Converse District
Mary Murphy	1992	Big Ten Coach of the Year
Mary Murphy	1992	WBCA/Converse District

WBCA/Kodak All-America

Keisha Anderson	Racine, WI	District IV 1st Team	1997
		Honorable Mention All-America	
Barb Franke	Cedar Falls, IA	District IV 1st Team	1995, '96
		Honorable Mention All-America	
Robin Threatt	Cedar Rapids, IA	District IV 1st Team	1992
		Honorable Mention All-America	

WBCA is the Women's Basketball Coaches Association national organization which votes on Kodak All-America honors. Five individuals are named in nine districts to a national ballot from which 10 players are chosen national All-Americans while the remainder receive national honorable mention status.

Parade All-Americans

Name	Hometown	Parade Honor	Played at UW
Keisha Anderson	Racine, WI	1992 Fourth Team	1994-97
Kerry Karst	Lincoln, NE	1978 Fourth Team	1978-79
Tamara Moore	Minneapolis, MN	1998 Second Team	1998-00
LaTonya Sims	Racine, WI	1997 First Team	1997-00
		1996 Fourth Team	
Nina Smith	Waterloo, IA	1999 First Team	1999-00
		1998 First Team	
		1997 Fourth Team	
Katie Voigt	Woodruff, WI	1993 Fourth Team	1993-97
Amy Wiersma	Randolph, WI	1995 Second Team	1995-99

Prestigious award recognizing the top high school athletes in the United States. Honorees are selected annually by *Parade Magazine*

Badger Participation on Professional Basketball Teams

Name	UW Years	Country (Team)	Years Played
Keisha Anderson	1994-97	USA (Colorado Xplosion ABL)	1997-98
Theresa Huff	1979-83	Spain (Vigo)	1983-84
Barb Franke	1991-96	USA (Chicago Condors ABL)	1998
		France Limoges)	1996
Ann Klapperich	1994-98	Portugal (Olivais Futebol Clube)	1998
Michelle Lowman	1978-83	Sweden (Ockelbo)	1983-84



Theresa Huff celebrates her 1,000th point with former coaches Edwina Qualls and Dennis Simpson. Huff graduated in 1983 as the Badger's all-time leading scorer and rebounder. She still holds the career rebound record of 1,201. Theresa was inducted in the University of Wisconsin Athletics Hall of Fame in 1998.

Elite Basketball Teams

Several Badger athletes have been part of special teams that have traveled abroad on USA or Big Ten tours, as well as players that have been part of the Olympic Festival experience. These players are selected from hundreds that tryout for a position on the teams. Big Ten all-star tour players are selected by each institution's coach.

Keisha Anderson	Big Ten All-Star Tour - Japan	1995
	Olympic Festival-West, San Antonio, TX	1993
Tanisha Boston	Big Ten All-Star Tour - Sweden, Denmark	1996
Barb Franke	USA Basketball Junior Select - Canada	1992
	USA Basketball Jones Cup Team - Taiwan	1994
Missy Konieczny	Big Ten All-Star Tour - Germany, Belgium	1999
Dee Dee Pate	Big Ten All-Star Tour - Sweden, Denmark	1998
Kelley Paulus	Big Ten All-Star Tour - Sweden, Denmark	1998
LaTonya Sims	Big Ten All-Star Tour - Germany, Belgium	1999
Robin Threatt	USA Basketball Olympic Tryouts	1992
	Big Ten All-Star Tour - Australia	1992
Katie Voigt	Big Ten All-Star Tour - England	1994
Amy Wiersma	Big Ten All-Star Tour, Austria, Czech Republic, Slovakia	1997
Camille Williams	Big Ten All-Star Tour - Hungary	1993
Tracy Winkler	Olympic Festival - North, San Antonio, TX	1993

The entire UW women's basketball team traveled to Australia in May of 1999 and to Europe during August of 1995. Under NCAA regulations, schools are allowed to travel out of the country every four years. In Europe, the team played a four-game schedule earning a 3-1 record against national teams in England and Belgium in a 10-day tour. The Badger team was 2-2 on its 14-day tour of Australia.

Community Service Award

The Badger women's basketball program has received national recognition for its community service projects. The entire team has helped with such projects as building with Habitat for Humanity or dishing food at the Salvation Army soup kitchen, among many other team and individual service projects arranged by the basketball players and staff.

Coach A's philosophy is, "to whom much is given, much is expected." The Badger players assist with a variety of service projects such as visiting sick children in area hospitals, and participating in the Big Sister program.

The coaching staff annually recognizes the athlete or athletes who have shown a great interest and invested time in community service.

1999	Amy Wiersma	1996	Karie Cattanach
1998	Jenny Rhodes	1995	Karie Cattanach
1997	Karie Cattanach		Jenny Rhodes



Community service is an important facet of Badger Ball. Kyle Black instructs during one of the numerous kids clinics conducted each year by the Badgers while Missy Konieczny looks on.

Athletic Board Scholars

Athletic Board Scholars are letterwinners who have completed at least three semesters and the highest grade point in their respective sports. The honor, begun in 1986, is awarded annually by the UW Athletic Board.

Cindy Slovak	Chicago, IL	Wildlife Ecology	1986
Nicky Boucher	Oregon, WI	Art	1987
Emily Richter	Cottage Grove, WI	Rehabilitative Psychology	1997, '98
Shelly Rucinski	Dousman, WI	Recreation Res. Mgt.	1988
Kay Fredrickson	Durand, WI	Business	1989
Peggy Shreve	Monroe, WI	Genetics	1990, '91, '92
Dolly Rademaker	Thorp, WI	Physical Therapy	1993
Amy Wiersma	Randolph, WI	Social Work	1999
Tracy Winkler	Chilton, WI	Nutritional Science	1994, '95, '96

All-Big Ten Academic Team

Athletes who are letterwinners and maintain at least a 3.00 cumulative grade point average receive all-Big Ten academic recognition. Freshman and transfers are not eligible in their first year. Wisconsin has had 42 honors since it began in 1986.

Amy Bauer	Durand, WI	Business	1990, '91
Michele Burkholder	Janesville, WI	Industrial Engineering	1996, '97, '98
Karie Cattanach	Markesan, WI	Business	1995, '96, 1999
Judy Ebeling	Bloomington, MN	Business	1999
Kay Fredrickson	Durand, WI	Business	1989, '90, '91
Kim Fredrickson	Durand, WI	Business	1989, '90, '91
Michele Kozelka	Prairie du Chien, WI	Phy. Education	1991, '92
Lisa Lawrence	Milwaukee, WI	Acct./Finance	1989, '90, '91
Dolly Rademaker	Thorp, WI	Physical Therapy	1992, '93, '94
Jenny Rhodes	Milwaukee, WI	Social Work	1997
Emily Richter	Cottage Grove, WI	Rehab Psych.	1997, '98
Stacey Riemer	Chilton, WI	Landscape Architect	1996, '97
Peggy Shreve	Monroe, WI	Genetics	1991, '92, '93
Katie Voigt	Woodruff, WI	Education	1995, '96, '98
Amy Wiersma	Randolph, WI	Social Welfare	1997, '98, '99
Tracy Winkler	Chilton, WI	Nutritional Science	1994, '95, '96
Jen Waterman	Wisconsin Dells, WI	Zoology	1991, '92, '93

GTE/CoSIDA District IV Academic All-America

Academic all-America status recognizes an athlete for excellence in athletics and academics. Athletes must have a minimum cumulative grade point average of 3.2, must be a district winner, and are then placed on a national ballot for voting on by a panel of the college sports information directors association (CoSIDA).

Kay Fredrickson	Durand, WI	Business	1989
Katie Voigt	Woodruff, WI	Mathematics	1996

Big Ten Medal of Honor

The award is given annually at each Big Ten institution to the senior male and female student-athlete demonstrating proficiency in scholarship and athletics. The Badgers have had one woman basketball athlete so honored.

Janet Huff	Milwaukee, WI	Recreation Resources Mgmt..	1984
------------	---------------	-----------------------------	------

Letterwinners 1974-99



-A-

Andrea Adams (Milwaukee, WI): 1981-85
Debbie Ambruso (Kenosha, WI): 1979-81
Stacy Amend (Madison, WI): 1975-76
Keisha Anderson (Racine, WI): 1994-97

-B-

Amy Bauer (Durand, WI): 1988-90
Kim Bertagnoli (Madison, WI): 1974-75
Krista Bird (Owatonna, MN): 1997-99
Kyle Black (Indianapolis, IN): 1998-99
Tasha Bolton (Milwaukee, WI): 1974-75
Lisa Bonnell (Merrill, WI): 1984-88
Jean Bormett (Madison, WI): 1974-76
Tanisha Boston (Milwaukee, WI): 1995-99
Heather Bostrom (Rochester, MI): 1988-91, 1993
Nikki Boucher (Oregon, WI): 1986-87
Michele Bourne (Hillside, N.J.): 1989-90
Erin Broome (Beaver Dam, WI): 1992-93
Bev Buhr (Marion, WI): 1974-75
Michele Burkholder (Janesville, WI): 1994-977

-C-

Martha Calden (Madison, WI): 1974-77 (missed 1975-76)
Kelley Camp (West Haven, CT): 1977-79
Karie Cattanach (Markesan, WI): 1993-97
Sally Christenson (Larsen, WI): 1974-75
Mary Chrnlich (Milwaukee, WI): 1982-84
Mynette Clark (Racine, WI): 1988-92
Christine Cleary (Oconomowoc, WI): 1995-99
Kristi Condon (Brodhead, WI): 1974-767

-D-E-F-

Julia Delaney (Stratford, WI): 1986-87
Kesa Dillon (Oakland, CA): 1992-95
Margaret Drexler (Appleton, WI): 1986-87
Sheila Driver (Racine, WI): 1983-86
Judy Ebeling (Bloomington, MN): 1998-99
Gina Edmonds (West Nyack, NY): 1987-91
Nancy Fahey (Belleville, WI): 1977-81
Lizbeth Finchem (Kalamazoo, MI): 1981-82
Michelle Fischer (Flint, MI): 1983-87
Lynne Fitzgerald (Boscobel, WI): 1986-87
Barb Franke (Cedar Falls, IA): 1991-95 (missed 1992-93)
Kay Fredrickson (Durand, WI): 1987-91
Kim Fredrickson (Durand, WI): 1987-917

-G-H-

Kathy Galligan (Madison, WI): 1975-76
Linda Gough (Elgin, IL): 1977-81
Maike Grossman (Hamburg, West Germany): 1985-86
Verdell Hale (Queens, NY): 1985-88

Ann Hall (Brownsville, WI): 1978-80
Kris Hallisy (Antigo, WI): 1979-83
Jennah Hartwig (Janesville, WI): 1993-98 (missed 1994-95)
DeLinda Hastie (Washington, D.C.): 1985-88
Heather Henkel (Racine, WI): 1993-94
Phyllis Hogans (Milwaukee, WI): 1977-79
Maureen Holloway (Wauwatosa, WI): 1975-76
Camilla Hudson (Aurora, IL): 1983-84
Janet Huff (Milwaukee, WI): 1980-84
Theresa Huff (Milwaukee, WI): 1979-83
April Hunt (New Haven, CT): 1977-787

-I-J-K-

Sarah Jirovec (Stevens Point, WI): 1998-99
Carol Jones (Chicago, IL): 1979-81
Becky Johnson (Madison, WI): 1974-77
Faith Johnson (Minneapolis, MN): 1980-85 (missed 1983-84)
Janetta Johnson (Ann Arbor, MI): 1988-89
Sharon Johnson (Memphis, TN): 1991-95
Kari Kaiser (Dickeyville, WI): 1996-97
Kathy Kamrath (Hartland, WI): 1987-88
Kerry Karst (Lincoln, NE): 1978-79
Katie Kennedy (Waunakee, WI): 1993-94
Ann Klapperich (Fond du Lac, WI): 1994-98
Missy Konieczny (Portage, WI): 1996-99
Michele Kozelka (Prairie du Chien, WI): 1988-92
Lori Kroening (Wausau, WI): 1980-81
Jody Kurilla (Rhineland, WI): 1980-817

-L-M-N-

Amber Landrigan (Bridgeport, NE): 1989-93 (missed 1991-92)
Lisa Lawrence (Milwaukee, WI): 1987-91
Anne Lederer (Waukesha, WI): 1983-84
Rebecca Leet (Oostburg, WI): 1990-93
Kelly Leinfelder (Edina, MN): 1985-87
Lorraine Lorenzen (Hartland, WI): 1977-80
Michelle Lowman (New Haven, CT): 1978-83 (missed 1979-80)
Kim Martin (Demarest, N.J.): 1992-93
Ellen Mason (Glendale, WI): 1974-77
Liz McLean (Hartford, WI): 1978-80
Carmella McMullen (Cleveland, OH): 1984-85
Marsha Millhouse (Washington, D.C.): 1984-86
Pam Moore (Madison, WI): 1977-787
Tamara Moore (Minneapolis, MN): 1998-99

-O-P-Q-R-

Karen O'Malley (Madison, WI): 1985-88
Dee Dee Oestreicher (Madison, WI): 1987-88
Teena Parduhn (Madison, WI): 1975-76
Dee Dee Pate (Milwaukee, WI): 1996-99

Kelley Paulus (LaCrosse, WI): 1996-99
Vicki Prince (Flint, MI): 1984-87
Chris Pruitt (Chicago, IL): 1981-85
Joan Purcell (Madison, WI): 1974-77
Dolly Rademaker (Thorp, WI): 1990-94
Jenny Rhodes (Milwaukee, WI): 1994-98
Emily Richter (Monona Grove, WI): 1996-98
Stacy Riemer (Chilton, WI): 1993-97
Vivian Rorer (Peoria, IL): 1980-82
Carol Ross (East Troy, WI): 1975-76
Shelly Rucinski (Dousman, WI): 1986-90
Jennifer Rudigor (Winnetka, IL): 1975-767

-S-T-U-V-

Anne Saeman (Madison, WI): 1976-79
Carol Scott (Madison, WI): 1976-78
Megan Scott (Platteville, WI): 1983-84
Jennifer Scotten (Vancouver, B.C., Canada): 1988-90
Peggy Shreve (Monroe, WI): 1989-93
LaTonya Sims (Racine, WI): 1997-99
Linda Sielaff (Milwaukee, WI): 1981-82
Jane Skarr (Hales Corners, WI): 1983-84
Sandy Skubal (Madison, WI): 1974-75
Cindy Slovak (Chicago, IL): 1982-86
Carolyn Smith (Eau Claire, WI): 1977-78
Helen Stoffel (Racine, WI): 1986-87
Jessie Stomski (Oakdale, MN): 1998-99
Linda Stuessy (Brooklyn, WI): 1982-84
Teresa Theder (Watertown, WI): 1981-85
Robin Threath (Cedar Rapids, IA): 1988-93
Sue Tringali (Manitowoc, WI): 1975-76
Katie Voigt (Woodruff, WI): 1993-98, (missed 1996-97)
Ginny Vorwald (Bloomington, WI): 1976-80
Kari Voss (Madison, WI): 1996-977

-W-X-Y-Z-

Jen Waterman (Wisconsin Dells, WI): 1989-93
Jenni Westphal (Marinette, WI): 1994-95
Dot Whalen (Madison, WI): 1976-80
Amy Wiersma (Randolph, WI): 1995-99
Camille Williams (Waterloo, IA): 1991-95
Tracy Winkler (Chilton, WI): 1992-95
Inga Young (Alexandria, VA): 1984-87
Cathy Zorr (Oshkosh, WI): 1977-79
Anne Zuehlke (Sturgeon Bay, WI): 1976-79

All-Time Letterwinners Representation by State and Country

California 1	Ohio 1
Connecticut 3	Tennessee 1
Illinois 7	Virginia 1
Indiana 1	Washington, D.C. 2
Iowa 3	Wisconsin 89
Michigan 5	
Minnesota 6	British Columbia,
Nebraska 2	Canada 1
New Jersey 2	Germany 1
New York 2	


Wisconsin By-the-Numbers

Uniform Numbers

1	Candas Smith	1999-00
3	Rachel Klongland	1997-99
	Kesa Dillon	1992-96
	Chris Pruitt	1981-85
	Carol Scott	1976-78
4	Vicki Prince	1984-87
	Phyllis Hogans	1977-79
	Ellen Mason	1974-77
5	Stacy Riemer	1993-97
	Lorraine Lorenzen	1977-80
10	Keisha Anderson	1994-97
	Heather Bostrom	1988-93
	Lynne Fitzgerald	1986-87
	Janet Huff	1980-84
	Lori Kroening	1980-81
	Ginny Vorwald	1976-80
	Marty Calden	1974-77
11	Judy Ebeling	1998-00
	Robin Threatt	1988-93
	Kari Voss	1996-97
	Karen O'Malley	1985-88
	Kerry Karst	1978-79
	Pam Moore	1977-78
	Joan Purcell	1974-77
12	Dolly Rademaker	1990-92
	Julia Delaney	1986-87
	Carol Jones	1979-81
	Dot Whalen	1976-80
13	Verdell Hale	1985-88
	Tasha Bolton	1974-75
	Erin Schmidt	1999-00
14	Kelley Paulus	1996-00
	Sheila Driver	1983-86
	Linda Sielaff	1981-82
	Jody Kurilla	1980-81
	Kelly Camp	1977-79
	Jean Bormett	1974-76
15	Emily Richter	1996-98
	Jennifer Scotten	1988-90
	Faith Johnson	1980-85
	Liz McLean	1978-80
20	Peggy Shreve	1989-93
	Delinda Hastie	1985-88
	Anne Lederer	1983-84
	Lizbeth Fincham	1981-82
	Nancy Fahey	1977-81
	Stacy Amend	1975-76
21*	Theresa Huff	1979-83
	<i>*Huff's #21 was Retired on Dec. 21, 1983</i>	
	Anne Saeman	1976-79
22	Leah Hefte	1999-00
	Ann Klapperich	1994-98
	Dolly Rademaker	1992-94
	Mynette Clark	1988-92
	Maike Grossman	1985-86
	Vivian Rorer	1980-82
	Megan Scott	1983-84
	Anne Zuelke	1976-79
	Becky Johnson	1974-77
	Sandi Scubal	1971-74
23	Katie Kennedy	1993-94
	Kim Martin	1992-93
	Michele Bourne	1989-90
	Nikki Boucher	1986-87

	Kris Hallisy	1979-83
24	Dee Dee Pate	1996-00
	Jenni Westphal	1994-95
	Kay Fredrickson	1987-91
	Helen Stoffel	1986-87
	Cindy Slovak	1982-86
	Maureen Holloway	1975-76
25	LaTonya Sims	1997-00
	Shelly Rucinski	1986-90
	Carmella McMullen	1984-85
	Teena Parduhn	1975-76
30	Tamara Moore	1998-00
	Kim Fredrickson	1987-91
	Margaret Drexler	1986-87
	Ann Hall	1978-80
	Kim Bertagnoli	1974-75
31	Katie Voigt	1993-98
	Mary Chernelich	1982-84
	Debbie Ambruso	1979-81
	Cathy Zorr	1977-79
32	Kyle Black	1998-00
	Christine Cleary	1995-98
	Sharon Johnson	1991-95
	Kathy Kamrath	1987-88
	Andrea Adams	1981-85
	Carolyn Smith	1977-78
	Kristi Condon	1974-76
33	Tanisha Boston	1995-99
	Camille Williams	1991-95

	Gina Edmonds	1987-91
	Inga Young	1984-87
	Michelle Lowman	1978-83
	April Hunt	1977-78
	Carol Ross	1975-76
34	Karie Cattnach	1993-97
	Lisa Lawrence	1987-91
	Theresa Theder	1981-85
	Linda Gough	1977-81
35	Christine Cleary	1998-99
	Michelle Fischer	1983-87
	Kathy Galligan	1975-76
40	Jennah Burkholder-Hartwig	1993-98
	Sue Trigali	1975-76
41	Jessie Stomski	1998-00
	Amy Bauer	1988-90
42	Jenny Rhodes	1994-98
	Jen Waterman	1989-93
	Lisa Bonnell	1984-88
43	Kristi Seeger	1999-00
	Michele Burkholder	1994-98
44	Barb Franke	1991-96
	Janetta Johnson	1988-89
	Jane Skarr	1983-84
45	Krista Bird	1997-00
	Jennifer Rudiger	1975-76
50	Tracy Winkler	1992-96
	Marsha Millhouse	1884-86
51	Heather Henkel	1993-94
	Amber Landrigan	1989-93
52	Sarah Jirovec	1998-00
53	Linda Stuessy	1982-84
54	Missy Konieczny	1996-00
	Michele Kozelka	1988-92
	Kelly Leinfelder	1985-87
55	Nina Smith	1999-00
	Amy Wiersma	1995-99
	Rebecca Leet	1990-93
	Camilla Hudson	1983-84



Huff's Number 21 Retired


Theresa Huff, who played at Wisconsin from 1979-83, is the only woman player to have her jersey retired. Although only 5-11, the lithe center/forward became the school's all-time leading scorer and rebounder completing her career with 1,879 points and 1,201 rebounds.

Robin Threatt broke her 11 year-old scoring record with 1,901 points in 1993, and Barb Franke surpassed both Huff and Threatt completing her career with 1,994 points in 1996. But very few individuals will ever reach Huff's incredible 1,201 rebounding mark.

A Milwaukee native, Huff's career spanned the transition period from the AIAW to the NCAA governance. She led Wisconsin to its first post-season appearance reaching the quarter-finals of the AIAW National Championship, and she was a member of the first official Big Ten Conference team in 1981-82.

Huff distinguished herself as Wisconsin's first professional woman basketball player and was also the first American chosen to play in Spain in 1983-84. She was inducted into the University of Wisconsin Athletic Hall of Fame in 1998.

1999-2000 Opponents



Big Ten Conference	81
1999 Standings	82
1999 All-Conference	83
1999 Stats Leaders	83
2000 Schedule	84
Big Ten Opponents	85
Non-Conference	95
Tournament Results	99
Rec. Vs Opponents	100
Season Results	101
Coaching Records	106



Big Ten Conference Basketball

BIG TEN CONFERENCE

Illinois

Indiana

Iowa

Michigan

Michigan State

Minnesota

Northwestern

Ohio State

Penn State

Purdue

Wisconsin

One of the premier athletic leagues in the nation, the Big Ten Conference is proud of its leadership in the arena of Athletics, particularly in women's athletics.

Big Ten women's athletics programs lead the nation in both women's basketball and volleyball attendance. In addition, the league receives more television exposure than any conference in the nation. More than 200 Conference athletic events are televised each year on national and regional networks.

Begun in 1895, the Intercollegiate Conference of Faculty Representatives (popularly known as the Big Ten) has changed little from its original philosophy of faculty control of athletics with emphasis on the student-athlete. Comprised of 11 institutions in eight states, the conference has long set the national standard for athletics and academics. As a whole, league institutions graduate student-athletes at overall rates between 10 and 22 percent higher than their peers at other Division I conferences. The conference celebrated its centennial anniversary during the 1995-96 season.

Women's athletics programs became affiliated with the Conference officially in 1981, although unofficial conference championships had been held among the member institutions since 1972. Penn State became the 11th university to join the conference in 1991.

Big Ten women athletes compete in conference championships in basketball, cross country, field hockey, golf, gymnastics, rowing, soccer, softball, swimming and diving, tennis, indoor and outdoor track and field, and volleyball.



The Big Ten Conference began its conference basketball tournament that decides the automatic qualifier for the NCAA Championship in 1995. Penn State was the winner of the initial tournament, and successfully defended its title in 1996. Iowa surprised the league by winning the tournament title in 1997. No. 5 seed Purdue became the lowest seeded team to win the tournament in 1998 and won again in 1999 on its way to the NCAA national title.

The league title is based on the final regular season conference standings. All teams play a total of 16 games. Schools play six teams twice, and four teams once.

The 1999 Big Ten Conference tournament will be held on Thursday-Sunday, March 2-5 in Indianapolis, Ind. The tournament is a four-day single elimination play-off with all 11 teams participating. The top five seeds (as determined by conference standings) receive a first-round bye. The other six teams play each other in the first round, with the winners participating in the quarterfinals on Friday.

The conference champion has earned an automatic bid to the NCAA tournament since 1981. Purdue became the first Big Ten team to earn a national women's basketball title in 1999. PU also was an NCAA semifinals in 1994. Ohio State and Iowa advanced to the Final Four in 1993.

In addition to its athletic success, the Big Ten Conference has led the nation in basketball attendance for seven consecutive years. Six schools finished in the top 25 in attendance, and overall the league averaged a national record 4,530 spectators per game. It is the second-straight year the Big Ten has set the national mark.



1998-99 Big Ten Results

1999 Big Ten Conference Standings

	Big Ten			All Games			PTS	Post Season Results
	W	L	PCT	W	L	PCT		
1. Purdue*#@	16	0	1.000	34	1	.971	60.0	NCAA National Champions
2. Penn State@	12	4	.750	22	8	.733	64.3	Lost in NCAA 2nd round
3. Illinois@	10	6	.625	19	12	.613	71.3	Lost in NCAA 2nd round
4. Ohio State	9	7	.563	17	12	.586	62.9	
Wisconsin+	9	7	.563	18	14	.563	71.1	WNIT Runnerup Champions
6. Michigan+	8	8	.500	18	12	.600	66.6	Lost in WNIT 2nd round
Michigan State+	8	8	.500	17	14	.548	69.4	Lost in WNIT 3rd round
8. Iowa	7	9	.438	12	15	.444	72.4	
9. Northwestern	5	11	.313	12	16	.429	72.0	
10. Indiana	2	14	.125	13	18	.419	74.1	
Minnesota	2	14	.125	7	20	.259	68.7	

* Big Ten Champion

winner of Big Ten Tournament, Big Ten NCAA automatic qualifier

@ NCAA Qualifier, +WNIT Qualifier

1999 Big Ten Tournament Results and All-Conference Selections

First Round, February 26

(#8) Iowa 71, (#9) Northwestern 75
 (#7) Michigan State 88, (#10) Indiana 69
 (#6) Michigan 74, (#11) Minnesota 55

Quarterfinals, February 27

(#5) Ohio State 70, (#4) Wisconsin 61
 (#1) Purdue 79, (#9) Northwestern 56
 (#3) Illinois 86, (#6) Michigan 73
 (#7) Michigan State 74, (#2) Penn State 79

Semifinals, March 1

(#5) Ohio State 59, (#1) Purdue 72
 (#2) Penn State 75, (#3) Illinois 77

Finals, March 2

(#1) Purdue 80, (#3) Illinois 76

All-Tournament Team

Stephanie White, Purdue (MVP)
 Ukari Figgs, Purdue
 Allison Curtain, Illinois
 Tauja Catchings, Illinois
 Katie Douglas, Purdue

1999 Coaches'

All-Freshmen Team

Jessie Stomski, Wisconsin
 Allison Curtain, Illinois
 Lindsay Meder, Iowa
 Jill Chapman, Indiana
 Kelly Komara, Purdue

Coaches Poll

Player of the Year

Stephanie White-McCarty, Purdue

Freshman of the Year

Jessie Stomski, Wisconsin

Coach of the Year

Carolyn Peck, Purdue

First Team

Stephanie White-McCarty, Purdue
 Amy Herrig, Iowa
 Ukari Figgs, Purdue
 Andrea Garner, Penn State
 Marrita Porter, Ohio State
 Susan Blausner, Illinois
 Helen Darling, Penn State
 Maxann Reese, Michigan State

Second Team

Megan Chawansky, Northwestern
 LaTonya Sims, Wisconsin
 Katie Douglas, Purdue
 Tauja Catchings, Illinois
 Stacey Thomas, Michigan
 Alicia Sheeler, Illinois
 Anne Thorius, Michigan
 Kristin Rasmussen, Michigan State

Honorable Mention:

UW's Jessie Stomski

Media Poll

Player of the Year

Stephanie White-McCarty, Purdue

Freshman of the Year

Jessie Stomski, Wisconsin

Coach of the Year

Carolyn Peck, Purdue

First Team

Stephanie White-McCarty, Purdue
 Amy Herrig, Iowa
 Ukari Figgs, Purdue
 Andrea Garner, Penn State
 Marrita Porter, Ohio State
 Susan Blausner, Illinois
 LaTonya Sims, Wisconsin
 Megan Chawansky, Northwestern

Second Team

Helen Darling, Penn State
 Maxann Reese, Michigan State
 Katie Douglas, Purdue
 Tauja Catchings, Illinois
 Stacey Thomas, Michigan
 Alicia Sheeler, Illinois
 Jessie Stomski, Wisconsin
 Kristin Rasmussen, Michigan State

1998-99 Big Ten Statistical Leaders



Scoring

1. Stephanie White-McCarty, PUR	20.2
2. Amy Horrig, Iowa	18.7
3. La Tonya Sims, WIS	18.0
4. Maxann Reese, MSU	17.6
5. Megan Chawansky, NU	17.4
6. Susan Blauser, ILL	17.2
7. Ukari Figgs, PUR	16.3
8. Cindy Kerns, IND	15.2
9. Kristen Rasmussen, MSU	15.2
10. Leslie Schock, NU	15.1
11. Stacey Thomas, MICH	14.9
12. Marrita Porter, OSU	14.6
13. Andrea Garner, PSU	14.4
14. Jessie Stomski, WIS	14.3
15. Jill Chapman, IND	14.2

Field Goal Percentage

1. Marrita Porter, OSU	.589
2. Jessie Stomski, WIS	.572
3. Jill Chapman, IND	.550
4. Susan Blauser, ILL	.545
5. Leslie Schock, NU	.523
6. Cindy Kerns, IND	.519
7. Kristen Rasmussen, MSU	.518
8. Amy Herrig, Iowa	.500
Andrea Garner, PSU	.500
10. Alicia Sheeler, ILL	.485

Free Throw Pct.

1. Ukari Figgs, PUR	.863
2. Allison Curtin, ILL	.826
3. Katie Douglas, PUR	.818
4. Anne Thorius, MICH	.815
5. Tamara Moore, WIS	.811
6. Kristen Rasmussen, MSU	.798
7. Stephanie White-McCarty, PUR	.795
8. Amy Herrig, Iowa	.787
9. Susan Blauser, ILL	.770
10. Helen Darling, PSU	.764

3-Point Field Goals Md.

1. Maxann Reese, MSU	2.39
2. Kay Morgan, IND	2.26
3. Lisa Shepherd, PSU	2.23
4. Melissa Parker, ILL	2.20
5. Dani Leonard, NU	2.11
6. Cassie VanderHayden, MINN	2.08
7. Ukari Figgs, PUR	1.97
8. Lindsey Meder, Iowa	1.81
9. Stephanie White-McCarty, PUR	1.77
10. Shawnta Vanzant, PSU	1.63

3-Point Field Goal Pct.

1. Lisa Shepherd, PSU	.453
2. Stephanie White-McCarty, PUR	.437
3. Lindsey Meder, Iowa	.426
4. Shawnta Vanzant, PSU	.380
5. Kay Morgan, IND	.365
6. Maxann Reese, MSU	.349
7. Ukari Figgs, PUR	.342
8. Dani Leonard, NU	.337
Melissa Parker, ILL	.337
10. Cassie VanderHeyden, MINN	.335

Rebounds

1. Amy Herrig, Iowa	11.3
2. Kristen Rasmussen, MSU	9.2
3. Andrea Garner, PSU	8.5
4. Tami Sears, NU	8.3
5. Tauja Catchings, ILL	7.9
6. Stacey Thomas, MICH	7.8
7. Jill Chapman, IND	7.6
8. Cindy Kerns, IND	7.5
9. Alicia Sheeler, ILL	7.4
Becky Cummings, MSU	7.4
11. Susan Blauser, ILL	7.3
12. Sonja Robinson, MINN	7.1

Assists

1. Helen Darling, PSU	7.53
2. Cara Consuegra, Iowa	5.67
3. Megan Chawansky, NU	5.43
4. Anne Thorius, MICH	4.83
5. Dani Thrush, IND	4.71
6. Stephanie White-McCarty, PUR	4.46
7. Dani Leonard, NU	4.22
8. Jamie Lewis, OSU	4.21
9. Ukari Figgs, PUR	4.20
10. Lisa Guarneri, ILL	3.74

Steals

1. Stacey Thomas, MICH	3.67
2. Helen Darling, PSU	2.63
3. Katie Douglas, PUR	2.60
4. Tamara Moore, WIS	2.50
5. Stephanie White-McCarty, PUR	2.23
6. Megan Chawansky, NU	2.00
7. Dani Thrush, IND	1.97
8. Allison Curtin, ILL	1.94
9. Dee Dee Pate, WIS	1.81
10. Jamie Lewis, OSU	1.72

Blocked Shots

1. Kristen Rasmussen, MSU	1.84
2. Kim Bell, MINN	1.75
3. Andrea Garner	1.70
4. Camille Cooper, PUR	1.54
5. Rashana Barnes, PSU	1.20
6. Jill Chapman, IND	1.16
7. Stacey Thomas, MICH	.93
8. Erin Skelly, MSU	.87
9. Tauja Catchings, IL	.86
10. LaTonya Sims, WIS	.84

Note: Statistics are for *all* games, not just conference-only games

NCAA Tournament Teams

1999	Three Teams	64-team bracket
	Purdue*+, Penn State, Illinois	
1998	Five Teams	64-team bracket
	Iowa*, Illinois, Purdue+, Michigan, Wisconsin	
1997	Five Teams	64-team bracket
	Purdue*, Michigan State*, Illinois*, Iowa+, Northwestern	
1996	Six Teams	64-team bracket
	Iowa*, Penn State+, Wisconsin, Michigan State, Ohio State, Purdue	
1995	Four Teams	64-team bracket
	Penn State*+, Purdue*, Wisconsin, Indiana	
1994	Five Teams	64-team bracket
	Penn State*, Purdue*, Iowa, Indiana, Minnesota	
1993	Four Teams	64-team bracket
	Iowa*, Ohio State*, Penn State, Northwestern	
1992	Three Teams	48-team bracket
	Iowa*, Purdue, Wisconsin	
1991	Four Teams	48-team bracket
	Purdue*, Iowa, Michigan State, Northwestern	
1990	Five Teams	48-team bracket
	Iowa*, Northwestern*, Purdue, Michigan, Ohio State	
1989	Three Teams	48-team bracket
	Iowa*, Ohio State*, Purdue	
1988	Two Teams	40-team bracket
	Iowa*, Ohio State	
1987	Four Teams	40-team bracket
	Iowa*, Ohio State*, Northwestern, Illinois	
1986	Three Teams	40-team bracket
	Ohio State*, Iowa, Illinois	
1985	One Team	32-team bracket
	Ohio State*	
1984	One Team	32-team bracket
	Ohio State*	
1983	One Team	32-team bracket
	Indiana*	
1982	Three Teams	32-team bracket
	Ohio State*+, Illinois, Northwestern	

* Indicates Big Ten Regular Season Champion;
+Indicates Big Ten Tournament Champion



Junior LaTonya Sims is the Big Ten's top returning scorer ranking third last season with 18.0 points per game. She earned Big Ten first team all-conference honors and was a member of the 1999 Big Ten all-Star team.

Big Ten Composite Schedule



Thursday, December 30

Illinois at Ohio State, 7:30 p.m.
Minnesota at Indiana, 7:30 p.m.
Iowa at Penn State, 6:30 p.m.
Michigan State at Michigan, 6 p.m.
Purdue at Wisconsin, 7 p.m.

Sunday, January 2

Indiana at Iowa, 2 p.m.
Michigan at Minnesota, 2 p.m.
Northwestern at Penn State, 1 p.m.
Michigan State at Ohio State, 1 p.m.

Tuesday, January 4

Illinois at Wisconsin, 7 p.m. (FOX/MSO)

Thursday, January 6

Michigan at Indiana, 6:30 p.m.
Michigan State at Northwestern, 7 p.m.
Ohio State at Minnesota, 7 p.m.
Penn State at Purdue, 6 p.m.

Friday, January 7

Iowa at Illinois, 7 p.m. (FOX)

Sunday, January 9

Indiana at Illinois, 2 p.m.
Iowa at Northwestern, 4 p.m. (FOX)
Purdue at Michigan, 1 p.m. (CBS)
Wisconsin at Michigan State, 1 p.m.

Monday, January 10

Penn State at Minnesota, 7 p.m. (FOX)

Wednesday, January 12

Wisconsin at Northwestern, 7 p.m.

Thursday, January 13

Illinois at Penn State, 6:30 p.m.
Indiana at Michigan State, 6 p.m.
Minnesota at Iowa, 7 p.m.
Purdue at Ohio State, 6:30 p.m.

Sunday, January 16

Northwestern at Indiana, 1 p.m.
Penn State at Iowa, 2 p.m.
Minnesota at Purdue, 1 p.m.
Wisconsin at Ohio State, 4:00 p.m. (FOX/MSO)

Monday, January 17

Michigan at Illinois, 2 p.m. (FOX)

Thursday, January 20

Illinois at Purdue, 6 p.m.
Michigan at Wisconsin, 7 p.m.
Northwestern at Minnesota, 7 p.m.
Ohio State at Penn State, 6:30 p.m.
Michigan State at Iowa, 6 p.m.

Sunday, January 23

Illinois at Northwestern, 2 p.m.
Purdue at Indiana, 4 p.m. (FOX)
Iowa at Michigan, 1 p.m.
Penn State at Michigan State, 1 p.m.
Ohio State at Wisconsin, 1:30 p.m.

Wednesday, January 26

Indiana at Northwestern, 7 p.m.

Thursday, January 27

Wisconsin at Iowa, 7 p.m.

BIG TEN CONFERENCE

Big Ten Courtside Telephones

ILLINOIS	(217) 333-1227
INDIANA	(812) 855-2754
IOWA	(319) 335-7284
MICHIGAN	(734) 998-7188
MICHIGAN STATE	(517) 353-1626
MINNESOTA	(612) 626-1394
NORTHWESTERN	(847) 491-8852 or (847) 491-8853
OHIO STATE	(614) 688-5330
PENN STATE	(814) 863-3294
PURDUE	(765) 494-6364
WISCONSIN Kohl Ctr and Field House	(608) 265-4333 (608) 263-2249
BIG TEN OFFICE	(847) 696-1010

SIXTH ANNUAL WOMEN'S BIG TEN CONFERENCE BASKETBALL TOURNAMENT

THURSDAY-SUNDAY MARCH 2-5

Conseco Arena
Indianapolis, Indiana

THURSDAY, MARCH 2 First Round Playoffs

Last six teams as determined by league rankings play off for quarter-final round; top five teams in the standings have byes

FRIDAY, MARCH 3 Quarterfinals, Begin 11 a.m. Televised By Fox Sports Chicago

SATURDAY, MARCH 4 Semifinals, 3 and 5 p.m. Televised By Fox Sports Chicago

SUNDAY, MARCH 5 Championship Finals, 6 p.m. Televised by ESPN

TICKET INFORMATION

Indiana Sports Corporation
Indianapolis, IN
(317) 237-5000

all times Central Standard

Michigan at Penn State, 6:30 p.m.
Michigan State at Ohio State, 7 p.m. (FOX)
Purdue at Minnesota, 7 p.m.

Sunday, January 30

Michigan State at Illinois, 2 p.m.
Indiana at Ohio State, 1 p.m.
Minnesota at Michigan 12 p.m. (FOX)
Northwestern at Purdue, 1 p.m.
Wisconsin at Penn State, 1 p.m.

Thursday, February 3

Illinois at Michigan 6 p.m.
Iowa at Indiana, 6:30 p.m.
Northwestern at Michigan State, 6 p.m.
Minnesota at Wisconsin, 7 p.m.
Ohio State at Purdue, 6 p.m.

Sunday, February 6

Minnesota at Illinois, 2 p.m.
Iowa at Michigan State, 1 p.m.
Michigan at Ohio State, 3 p.m.
Purdue at Northwestern, 2 p.m.
Penn State at Wisconsin, 4 p.m. (FOX/MSO)

Thursday, February 10

Northwestern at Illinois, 7:30 p.m. (FOX)
Indiana at Purdue, 6 p.m.
Wisconsin at Minnesota, 7 p.m.

Sunday, February 13

Illinois at Iowa, 2 p.m.
Indiana at Michigan, 3 p.m.
Michigan State at Wisconsin, 1:30 p.m. MSC
Northwestern at Ohio State, 1 p.m.
Purdue at Penn State, 4 p.m. (FOX)

Thursday, February 17

Penn State at Indiana, 6:30 p.m.
Ohio State at Iowa, 7 p.m.
Wisconsin at Michigan, 6 p.m.
Purdue at Michigan State, 6 p.m.
Minnesota at Northwestern, 7 p.m.

Sunday, February 20

Ohio State at Illinois, 2 p.m.
Indiana at Wisconsin, 1:30 p.m. MSC
Iowa at Minnesota, 2 p.m.
Michigan at Michigan State, 1 p.m.
Penn State at Northwestern, 2 p.m.

Thursday, February 24

Wisconsin at Illinois, 7 p.m.
Ohio State at Indiana, 6:30 p.m.
Michigan at Iowa, 7 p.m.
Michigan State at Purdue, 6 p.m.
Minnesota at Penn State, 6:30 p.m.

Sunday, February 27

Illinois at Indiana, 2 p.m.
Iowa at Purdue, 5 p.m.
Northwestern at Michigan, 1 p.m.
Michigan State at Minnesota, 2 p.m.
Penn State at Ohio State, 11 a.m.

Thursday-Sunday, March 2-5

Big Ten Conference Tournament
Televised by Fox Sports Chicago and ESPN

*All Times Central Standard

Television Key: Fox Sports Chicago;
MSC=Midwest Sports Channel

Big Ten Opponents

UNIVERSITY OF ILLINOIS

Tuesday, January 4, 2000

Madison, WI (FOX/MSC)

—7:00 p.m. (CST)

Thursday, February 24, 2000

at Champaign, IL

—7:00 p.m. (CST)



Location: Urbana-Champaign, IL

Population: 110,000

Enrollment: 36,000

Division: NCAA-I

Home Arena:

Assembly Hall (16,450)

Nickname: Fighting Illini

Colors: Orange and blue

1998-99 Season Record: 19-12

1999 Conference Record/Finish: 10-6/3rd

Post Season: Finished second at the Big Ten Tournament; Defeated Louisville, 69-67 in the first round of the NCAA Tournament. Lost to Clemson in second round, 63-61.

Starters Returning/Lost: 5/1

Letterwinners Returning/Lost: 9/1

Head Coach: Theresa Grentz

School Record: 76-45 (4 years)

Career Record: 537-200 (25 years)

Big Ten Record: 40-24 (4 years)

Grentz vs. Wisconsin: 4-3 (4 years)

Assistant Coaches: LaVonda Wagner, Renee Reed, Krista Reinking

Basketball Office: 217-333-8612

Sports Information: Mike Koon

Internet: mkoon@uiuc.edu

Office Phone: (217) 224-1256

Home Phone: (217) 762-7419

Court Phone: (217) 333-1227

FAX Phone: (217) 333-5540

Illinois Online: <http://www.fightingillini.com>

Top Illinois Returnees:

Player	Pos.	Ht.	Yr.	Pts.	Reb.
Susan Blauser*	F	6-2	Sr.	17.1	7.3
Tauja Catchings*	F	6-1	Sr.	13.1	7.9
Allison Curtin*	G	5-9	So.	12.9	4.0
Melissa Parker*	G	5-9	Sr.	11.2	2.5
Lisa Guarneri*	G	5-8	Jr.	4.5	2.9

* Returning Starter

Top Illinois Newcomers:

Karen Hagberg	F	6-3	Fr.	Palatine, IL
Shavonna Hunter	G	5-7	Fr.	Hazel Crest, IL
Kristi Faulkner	G	5-7	Fr.	Glen Ellyn, IL



Head Coach
Theresa Grentz

Wisconsin vs. Illinois series record: 17-21

at Madison: 12-7; at Champaign: 5-12; Neutral: 0-2

Date	Place	Wis	Opp	Margin
Dec. 6, 1974	Iowa City, IA	56	57	-1
Feb. 6, 1976	Champaign, IL	33	77	-44
Feb. 11, 1977	West Lafayette, IN	49	76	-27
Dec. 9, 1978	Madison, WI	60	51	+9
Feb. 16, 1979	Madison, WI	63	92	-29
Jan. 9, 1982	Madison, WI	80	71	+9
Jan. 9, 1983	Champaign, IL	91	88	+3
March 10, 1983	Madison, WI	72	80	-8
Jan. 8, 1984	Madison, WI	64	53	+11
March 8, 1984	Champaign, IL	79	65	+14
Jan. 18, 1985	Champaign, IL	59	70	-11
Feb. 17, 1985	Madison, WI	70	67	+13
Jan., 17, 1986	Madison, WI	69	82	-13
Feb. 16, 1986	Champaign, IL	53	69	-16
Jan. 9, 1987	Champaign, IL	67	82	-15
Feb. 8, 1987	Madison, WI	64	77	-13
Jan. 15, 1988	Madison, WI	75	64	+11
Feb. 14, 1988	Champaign, IL	50	76 OT	-26
Jan. 27, 1989	Champaign, IL	75	81 OT	-6
Feb. 26, 1989	Madison, WI	77	68	+9
Jan. 26, 1990	Madison, WI	86	77	+9
Feb. 25, 1990	Champaign, IL	76	81	-5
Jan. 25, 1991	Madison, WI	90	81	+9
Feb. 24, 1991	Champaign, IL	73	88	-15
Jan. 24, 1992	Champaign, IL	65	59	+6
Feb. 23, 1992	Madison, WI	73	59	+14
Jan. 22, 1993	Champaign, IL	74	81	-7
Feb. 21, 1993	Madison, WI	74	84	-10
Jan. 21, 1994	Madison, WI	81	59	+22
Feb. 20, 1994	Champaign, IL	79	82	-3
Jan. 22, 1995	Madison, WI	76	47	+29
Jan. 21, 1996	Champaign, IL	68	67	+1
Dec. 29, 1996	Madison, WI	67	73	-6
Feb. 21, 1997	Champaign, IL	78	82	-4
Dec. 30, 1997	Champaign, IL	75	83	-8
Feb. 20, 1998	Madison, WI	73	69	+4
Dec. 30, 1998	Champaign, IL	72	90	-18
Feb. 19, 1999	Madison, WI	82	78 OT	+4

INDIANA UNIVERSITY

Sunday, February 20, 2000

Madison, WI (MSC)

—1:30 p.m. (CST)

Location: Bloomington, IN

Population: 53,000

Enrollment: 35,551

Division: NCAA-I

Home Arena:

Assembly Hall (17,357)

Nickname: Hoosiers

Colors: Cream and crimson

1998-99 Season Record: 13-18

1999 Conference Record/Finish: 2-14/T-10th

Post Season: Lost in first round of the Big Ten Conference

Tournament to Michigan State, 88-69

Starters Returning/Lost: 2/3

Letterwinners Returning/Lost: 5/7

Head Coach: Jim Izaard

School Record: 178-141 (11 years)

Career Record: 341-190 (17 years)

Big Ten Record: 79-112 (11 years)

Izaard vs. Wisconsin: 13-6 (11 years)

Assistants: Keila Whittington, Jennifer Jacoby

Basketball Office: (812) 855-3955

Sports Information: Shelli Stewart

Internet: skstewart@indiana.edu

Office Phone: (812) 855-4770

Home Phone: (812) 339-5922

Court Phone: (812) 855-2754

FAX Phone: (812) 855-9401

Indiana Online: <http://www.athletics.indiana.edu>


Top Indiana Returnees:

Player	Pos.	Ht.	Yr.	Pts.	Reb.
Jill Chapman*	C	6-5	So.	14.2	7.6
Kay Morgan*	G	5-6	Sr.	11.4	2.5

* Returning Starter

Top Indiana Newcomers:

Rainey Alting	G	5-5	Jr.	Lafayette, IN
Erika Christenson	C	6-4	Fr.	Fairborn, OH
Jamie Gathing	F	6-0	Fr.	Kankakee, IL
Jill Hartman	G/F	5-11	Fr.	Evansville, IN
Erin McGinnis	F	6-1	Jr.	Oak Ridge, TN
Jelena Lazic	C	6-6	Jr.	Belgrade, Yugoslavia



Head Coach
Jim Izaard

Wisconsin vs. Indiana series record: 9-29

at Madison: 8-9; at Bloomington: 1-19; Neutral: 0-1

Date	Place	Wis	Opp	Margin
Dec. 7, 1974	Iowa City, IA	29	83	-54
Feb. 9, 1978	Bloomington, IN	48	63	-15
Feb. 8, 1979	Bloomington, IN	45	53	- 8
Feb. 17, 1979	Madison, WI	52	59	- 7
Jan. 18, 1980	Bloomington, IN	50	64	-14
Jan. 30, 1981	Madison, WI	86	76	+10
Dec. 5, 1981	Bloomington, IN	77	83	- 6
Feb. 6, 1983	Madison, WI	61	73	-12
Feb. 11, 1983	Bloomington, IN	49	59	-10
Feb. 5, 1984	Bloomington, IN	57	64	- 7
Feb. 10, 1984	Madison, WI	60	58	+ 2
Jan. 13, 1985	Madison, WI	51	75	-24
Feb. 8, 1985	Bloomington, IN	67	71	- 4
Jan. 12, 1986	Bloomington, IN	46	65	-19
Feb. 7, 1986	Madison, WI	37	65	-28
Jan. 16, 1987	Madison, WI	66	71 OT	- 5
Feb. 15, 1987	Bloomington, IN	48	46 OT	+ 2
Jan. 22, 1988	Bloomington, IN	49	71	-22
Feb. 21, 1988	Madison, WI	53	77	-24
Jan. 6, 1989	Bloomington, IN	55	73	-18
March 11, 1989	Madison, WI	80	85	- 5
Jan. 5, 1990	Madison, WI	80	92	-12
March 10, 1990	Bloomington, IN	69	76	- 7
Feb. 1, 1991	Bloomington, IN	86	103	-17
March 3, 1991	Madison, WI	80	75	+ 5
Jan. 10, 1992	Bloomington, IN	52	77	-25
March 14, 1992	Madison, WI	77	67	+10
March 5, 1993	Madison, WI	79	72	+ 7
March 4, 1994	Bloomington, IN	64	66	- 2
Jan. 3, 1995	Madison, WI	78	62	+16
Feb. 24, 1995	Bloomington, IN	61	63	- 2
Dec. 29, 1995	Madison, WI	81	71	+10
Feb. 23, 1996	Bloomington, IN	68	82	-14
Jan. 12, 1997	Bloomington, IN	72	74	- 2
Feb. 7, 1997	Madison, WI	54	59	- 5
Jan. 9, 1998	Madison, WI	75	60	+15
Feb. 6, 1998	Bloomington, IN	55	56	- 1
Jan. 10, 1999	Bloomington, IN	65	69	- 4

UNIVERSITY OF IOWA

Thursday, January 27, 2000
at Iowa City, IA
—7:00 p.m. (CST)

Location: Iowa City, IA
 Population: 60,000
 Enrollment: 28,000
 Division: NCAA-I
 Home Arena:

Carver-Hawkeye Arena (15,500)

Nickname: Hawkeyes

Colors: Black and gold

1998-99 Season Record: 12-15

1999 Big Ten Record/Finish: 7-9/8th

Post Season: Lost in the first round of the Big Ten Conference

Tournament to Northwestern, 75-71

Starters Returning/Lost: 4/1

Letterwinners Returning/Lost: 9/2

Head Coach: Angie Lee

School Record: 75-42 (4 Years)

Career Record: 75-42 (4 Years)

Big Ten Record: 44-20 (4 years)

Lee vs. Wisconsin: 4-3 (4 Years)

Assistants: Dana Eikenberg, Shannon Perry

Basketball Office: (319) 335-9258

Sports Information: Jen Foley

Internet: jen-foley@uiowa.edu

Office Phone: (319) 335-6590

Home Phone: (319) 341-0963

Court Phone: (319) 335-7284

FAX Phone: (319) 335-9417

Iowa Online: <http://www.hawkeyes.com>



Head Coach
Angie Lee

Wisconsin vs. Iowa series record: 16-22
 at Madison: 9-8; at Iowa City: 6-14; Neutral: 1-0

Date	Place	Wis	Opp	Margin
Dec. 7, 1974	Iowa City, IA	65	49	+16
Dec. 2, 1978	Iowa City, IA	68	75	- 7
Dec. 1, 1979	Iowa City, IA	51	68	-17
Nov. 15, 1980	Madison, WI	73	69	+ 4
Feb. 3, 1981	Iowa City, IA	88	67	+11
Feb. 12, 1982	East Lansing, MI	78	64	+14
March 3, 1982	Iowa City, IA	78	64	+14
Jan. 23, 1983	Iowa City, IA	68	47	+21
Feb. 23, 1983	Madison, WI	68	44	+24
Jan. 22, 1984	Madison, WI	50	49	+ 1
Feb. 24, 1984	Iowa City, IA	37	46	- 9
Jan. 27, 1985	Madison, WI	65	54	+11
Feb. 24, 1985	Iowa City, IA	52	64	-12
Jan. 26, 1986	Iowa City, IA	32	68	-36
Feb. 21, 1986	Madison, WI	47	61	-14
Jan. 2, 1987	Madison, WI	44	83	-39
March 7, 1987	Iowa City, IA	56	78	-22
Jan. 8, 1988	Madison, WI	59	79	-20
March 12, 1988	Iowa City, IA	50	98	-48
Feb. 3, 1989	Madison, WI	57	67	-10
March 5, 1989	Iowa City, IA	52	78	-26
Feb. 2, 1990	Iowa City, IA	52	84	-32
March 4, 1990	Madison, WI	60	77	-17
Jan. 2, 1991	Madison, WI	78	67	+11
March 9, 1991	Iowa City, IA	76	85 OT	- 9
Feb. 7, 1992	Madison, WI	74	58	+16
March 8, 1992	Iowa City, IA	36	63	-27
Jan. 8, 1993	Iowa City, IA	39	65	-26
Jan. 7, 1994	Madison, WI	67	74	- 7
Jan. 6, 1995	Madison, WI	72	62	+10
Feb. 19, 1995	Iowa City, IA	62	55	+ 7
Jan. 5, 1996	Iowa City, IA	48	68	-20
Feb. 18, 1996	Madison, WI	63	67	- 4
Jan. 5, 1997	Iowa City, IA	69	63	+ 6
Feb. 14, 1997	Madison, WI	59	56	+ 3
Jan. 20, 1998	Madison, WI	63	66	- 3
Feb. 13, 1998	Iowa City, IA	76	87	-11
Jan. 3, 1999	Madison, WI	79	72	+ 7

Top Iowa Returnees:

Player	Pos.	Ht.	Yr.	Pts.	Reb.
Lindsey Meder*	G	5-8	So.	13.9	3.0
Cara Consuegra*	G	5-8	Jr.	11.4	2.6
Randi Peterson*	C	6-2	Jr.	9.6	6.8
Leah Magner*	G	5-10	So.	6.5	3.1
Jerica Watson	F	6-0	So.	6.5	2.8
Patrice Jennings	G	5-10	So.	5.4	2.4

* Returning Starter

Top Iowa Newcomers:

Mary Berdo	G	5-10	Jr.	Washington, IA
Hillari Jennings	F	6-1	Jr.	Manly, IA
Tracy Schrupp	C	6-2	Fr.	Gillette, WY
Amber O'Brien	C	6-4	Fr.	Worthington, MN

UNIVERSITY OF MICHIGAN

Thursday, January 20, 2000

Madison, WI (WPT/TVW)

—7:00 p.m. (CST)

Thursday, February 17, 2000

at Ann Arbor, MI

—7:00 p.m. (EST)



Location: Ann Arbor, MI

Population: 109,766

Enrollment: 37,197

Division: NCAA-I

Home Arena:

Crisler Arena (13,562)

Nickname: Wolverines

Colors: Maize and Blue

1998-99 Season Record: 18-12

1999 Big Ten Record/Finish: 8-8/T-6th

Post Season: Advanced to the quarterfinals of the Big Ten

Conference Tournament. Invited to play in the WNIT. Defeated

Western Michigan University in the first round, 73-64. Lost to

Michigan State in the second round of the WNIT, 69-68

Starters Returning/Lost: 5/0

Letterwinners Returning/Lost: 9/1

Head Coach: Sue Guevara

School Record: 52-33 (3 years)

Career Record: 52-33 (3 years)

Big Ten Record: 25-23 (3 years)

Guevara vs. Wisconsin: 1-4 (3 years)

Assistant Coaches: Yvette Harris, Yulonda Wimbish-Gay, Eileen Shea

Basketball Office: (734) 647-2918

Sports Information: TBA

Internet: TBA

Office Phone: (734) 763-4423

Home Phone: TBA

Court Phone: (734) 998-7188

FAX Phone: (734) 647-1188

Michigan Online: <http://mgoblue.com>

Top Michigan Returnees:

Player	Pos.	Ht.	Yr.	Pts.	Reb.
Stacey Thomas*	G	5-10	Sr.	14.9	7.8
Anne Thorius*	G	5-11	Jr.	10.7	3.4
Alayne Ingram*	G	5-7	So.	10.2	1.8

* Returning Starter

Top Michigan Newcomers:

LeeAnn Bies	C	6-3	Fr.	Lakeview, MI
Infini Robinson	G	5-9	Fr.	Detroit, MI



Head Coach
Sue Guevara

Wisconsin vs. Michigan series record: 24-13

at Madison: 13-4; at Ann Arbor: 11-7; Neutral: 0-2

Date	Place	Wis	Opp	Margin
Feb. 7, 1976	Champaign, IL	33	84	-51
Jan. 12, 1979	Ann Arbor, MI	73	80	- 7
Jan. 26, 1980	Madison, WI	65	57	+ 8
Dec. 6, 1980	Ann Arbor, MI	78	87	- 9
Jan. 16, 1983	Madison, WI	99	68	+31
March 4, 1983	Ann Arbor, MI	80	71	+ 9
Jan. 15, 1984	Ann Arbor, MI	77	63	+13
March 2, 1984	Madison, WI	63	64	- 1
Feb. 3, 1985	Ann Arbor, MI	81	72	+ 9
March 1, 1985	Madison, WI	81	70	+11
Feb. 2, 1986	Madison, WI	67	72	- 5
Feb. 28, 1986	Ann Arbor, MI	66	77	-11
Jan. 25, 1987	Ann Arbor, MI	65	57	+12
Feb. 20, 1987	Madison, WI	88	63	+25
Jan. 31, 1988	Madison, WI	65	68	- 3
Feb. 26, 1988	Ann Arbor, MI	51	86	-35
Jan. 22, 1989	Madison, WI	66	59	+ 7
Feb. 17, 1989	Ann Arbor, MI	57	75	-18
Jan. 21, 1990	Ann Arbor, MI	51	68	-17
Feb. 16, 1990	Madison, WI	56	61	- 5
Jan. 13, 1991	Ann Arbor, MI	69	90	-21
Feb. 8, 1991	Madison, WI	101	88	+13
Jan. 19, 1992	Madison, WI	93	66	+27
Feb. 14, 1992	Ann Arbor, MI	84	60	+24
Jan. 17, 1993	Madison, WI	73	67	+ 6
Feb. 12, 1993	Ann Arbor, MI	79	75	+ 4
Jan. 16, 1994	Ann Arbor, MI	64	63	+ 1
Feb. 11, 1994	Madison, WI	75	64	+11
Dec. 28, 1994	Ann Arbor, MI	85	71	+14
Feb. 26, 1995	Madison, WI	80	64	+16
Dec. 27, 1995	Madison, WI	89	48	+41
Feb. 25, 1996	Ann Arbor, MI	88	63	+25
Jan. 24, 1997	Ann Arbor, MI	77	72	+ 5
Jan. 23, 1998	Madison, WI	79	63	+16
Feb. 28, 1998	Indianapolis, IN (BT)	70	79	- 9
Jan. 15, 1999	Madison, WI	71	65	+ 6
Jan. 31, 1999	Ann Arbor, MI	70	46	+26

MICHIGAN STATE UNIVERSITY

Sunday, January 9, 2000

at East Lansing, MI

—2:00 p.m. EST

Sunday, February 13, 2000

Madison, WI (MSC)

—1:30 p.m. CST

S

Location: East Lansing, MI

Population: 51,065

Enrollment: 43,189

Division: NCAA-I

Home Arena:

Breslin Center (15,138)

Nickname: Spartans

Colors: Green and white

1998-99 Season Record: 17-14

1999 Big Ten Record/Finish: 8-8/T-6th

Post Season: Lost to Penn State in the quarterfinals of the Big Ten Conference Tournament. Advanced to the quarterfinals of the WNIT by defeating Akron and Michigan. Lost to Wisconsin in overtime of the quarterfinal game, 70-69.

Starters Returning/Lost: 4/1

Letterwinners Returning/Lost: 9/1

Head Coach: Karen Langeland

School Record: 357-278 (23 years)

Career Record: 357-278 (23 years)

Big Ten Record: 148-157 (18 years)

Langeland vs. Wisconsin: 24-15 (23 years)

Assistant Coaches: Angela Jackson, Carolyn Jenkins, Christine Powers

Basketball Office: (517) 353-8613

Sports Information: Lori Schulze

Email: schulze@msu.edu

Office Phone: (517) 355-2271

Home Phone: (517) 887-8250

Court Phone: (517) 353-1626

FAX Phone: (517) 353-9636

Michigan State Online: <http://www.msuspartans.com>

Top Michigan State Returnees:

Player	Pos.	Ht.	Yr.	Pts.	Reb.
Becky Cummings*	F	6-3	Jr.	11.5	7.4
Kristen Rasmussen*	F	6-4	Sr.	15.2	9.2
Maxann Reese*	G	5-9	Sr.	17.6	3.6

* Returning Starter

Top Michigan State Newcomers:

Jennifer Callier	C	6-4	Fr.	Indianapolis, IN
Maria Recker	F	5-10	Fr.	Auburn, IN



Head Coach
Karen Langeland

Wisconsin vs. Michigan State series record: 15-24
at Madison: 11-7; at East Lansing: 3-15; Neutral: 1-2

Date	Place	Wis	Opp	Margin
Feb. 6, 1976	Champaign, IL	46	77	-31
Jan. 14, 1978	Madison, WI	63	65	- 2
Jan. 13, 1979	East Lansing, MI	52	57	- 5
Dec. 30, 1980	Madison, WI	62	74	-12
Feb. 27, 1982	East Lansing, MI	60	76	-16
Jan. 14, 1983	Madison, WI	77	59	+18
March 6, 1983	East Lansing, MI	76	70	+ 6
Jan. 13, 1984	East Lansing, MI	67	66	+ 1
March 4, 1984	Madison, WI	88	68	+20
Feb. 1, 1985	East Lansing, MI	64	65	- 1
March 3, 1985	Madison, WI	82	72	+10
Jan. 31, 1986	Madison, WI	55	58	- 3
March 2, 1986	East Lansing, MI	69	82	-13
Jan. 23, 1987	East Lansing, MI	53	77	-24
Feb. 22, 1987	Madison, WI	57	71	-14
Jan. 29, 1988	Madison, WI	58	65	- 7
Feb. 29, 1988	East Lansing, MI	58	68	-10
Jan. 20, 1989	Madison, WI	71	69	+ 2
Feb. 19, 1989	East Lansing, MI	67	71	- 4
Jan. 19, 1990	East Lansing, MI	43	73	-30
Feb. 18, 1990	Madison, WI	55	61	- 6
Jan. 11, 1991	East Lansing, MI	73	89	-16
Feb. 10, 1991	Madison, WI	78	75	+ 3
Jan. 17, 1992	Madison, WI	79	63	+16
Feb. 16, 1992	East Lansing, MI	73	58	+15
Jan. 15, 1993	Madison, WI	75	67	+ 8
Feb. 14, 1993	East Lansing, MI	67	81	-14
Jan. 14, 1994	East Lansing, MI	69	72	- 3
Feb. 13, 1994	Madison, WI	92	85	+ 7
Jan. 13, 1995	East Lansing, MI	68	78	-10
Feb. 12, 1995	Madison, WI	62	78	-16
March 4, 1995	Indianapolis, IN (BT)	79	87	- 8
Jan. 12, 1996	Madison, WI	82	59	+23
Feb. 11, 1996	East Lansing, MI	65	76	-11
Jan. 31, 1997	East Lansing, MI	53	64	-11
Jan. 30, 1998	Madison, WI	72	65	+ 7
Jan. 8, 1999	East Lansing, MI	74	77	- 3
Feb. 7, 1999	Madison, WI	73	68 OT	+ 5
Mar. 17, 1999	Madison, WI (WNIT)	70	69 OT	+ 1

UNIVERSITY OF MINNESOTA

Thursday, February 3, 2000
Madison, WI (MSC/TVW/WPT)
—7:00 p.m. CST

Thursday, February 10, 2000
at Minneapolis, MN (MSC)
—7:00 p.m. CST

Location: Minneapolis, MN

Population: 400,000

Enrollment: 39,900

Division: NCAA-I

Home Arena:

Sports Pavilion (5,700)

Nickname: Golden Gophers

Colors: Maroon and gold

1998-99 Season Record: 7-20

1999 Big Ten Record/Finish: 2-14/11th

Post Season: Lost to Michigan in the first round of the Big Ten Tournament

Starters Returning/Lost: 1/4

Letterwinners Returning/Lost: 7/5

Head Coach: Cheryl Littlejohn

School Record: 11-43 (2 years)

Career Record: 11-43 (2 years)

Big Ten Record: 3-29 (2 years)

Littlejohn vs. Wisconsin: 0-4 (2 Year)

Assistant Coaches: Jody Adams, Marc Wilson, Danny Evans

Basketball Office: (612) 624-3563

Sports Information: Becky Bohm

Internet: bohmx002@tc.umn.edu

Office Phone: (612) 624-3335

Home Phone: (651) 702-4277

Court Phone: (612) 626-1394

FAX Phone: (612) 624-8018

Minnesota Online: <http://www.gophersports.com>

Top Minnesota Returnees:

Player	Pos.	Ht.	Yr.	Pts.	Reb.
Moneeke Bowden	F	6-2	Sr.	6.5	3.7
Jackie Tate	F	6-1	So.	6.3	4.4
Cassie VanderHeyden	G	5-6	So.	9.3	2.1

* Returning Starter

Top Minnesota Newcomers:

Lindsay Lieser	G	5-10	Fr.	New London, MN
Natea Motley	G	6-1	Fr.	Detroit, MI
Kim Prince	C	6-2	Fr.	Montgomery, Ala.



Head Coach
Cheryl Littlejohn

Wisconsin vs. Minnesota series record: 21-20

at Madison: 12-7; at Minneapolis: 7-11; Neutral: 2-2

Date	Place	Wis	Opp	Margin
Dec. 6, 1974	Iowa City, IA	55	45	+10
Feb. 8, 1980	Madison, WI	66	80	-14
Jan. 17, 1981	Madison, WI	68	84	-16
Feb. 13, 1981	Evanston, IL	68	79	-11
March 7, 1981	Minneapolis, MN	56	66	-10
Nov. 21, 1981	Madison, WI	63	72	- 9
Jan. 23, 1982	Minneapolis, MN	60	63	- 3
Jan. 28, 1983	Minneapolis, MN	60	73	-13
Feb. 18, 1983	Madison, WI	71	77	- 6
Jan. 27, 1984	Madison, WI	63	59	+ 4
Feb. 17, 1984	Minneapolis, MN	51	62	-11
Jan. 25, 1985	Madison, WI	58	59	- 1
Feb. 24, 1985	Minneapolis, MN	70	79	- 9
Jan. 24, 1986	Minneapolis, MN	58	75	-17
Feb. 23, 1986	Madison, WI	62	52	+10
Jan. 4, 1987	Madison, WI	81	73	+ 8
March 5, 1987	Minneapolis, MN	45	70	-25
Jan. 10, 1988	Minneapolis, MN	75	67	+ 8
March 9, 1988	Madison, WI	71	73	- 2
Feb. 5, 1989	Madison, WI	78	61	+17
March 3, 1989	Minneapolis, MN	58	83	-25
Feb. 4, 1990	Minneapolis, MN	76	75	+ 1
March 2, 1990	Madison, WI	94	82	+17
Jan. 6, 1991	Madison, WI	102	77	+25
March 7, 1991	Minneapolis, MN	62	76	-14
Feb. 9, 1992	Madison, WI	82	72	+10
March 6, 1992	Minneapolis, MN	83	82	+ 1
Jan. 12, 1993	Madison, WI	75	72	+ 3
March 10, 1993	Minneapolis, MN	56	91	-35
Jan. 9, 1994	Minneapolis, MN	84	89	- 5
March 8, 1994	Madison, WI	71	82	-11
Jan. 20, 1995	Minneapolis, MN	76	63	+13
Feb. 5, 1995	Madison, WI	79	78	+ 1
Jan. 19, 1996	Madison, WI	85	50	+35
Feb. 4, 1996	Minneapolis, MN	98	64	+34
Jan. 26, 1997	Madison, WI	84	57	+27
Feb. 28, 1997	Indianapolis, WI (BT)	75	80	- 5
Jan. 25, 1998	Minneapolis, MN	67	54	+13
Feb. 27, 1998	Indianapolis, WI (BT)	65	47	+18
Dec. 28, 1999	Madison, WI	70	59	+11
Feb. 21, 1999	Minneapolis, MN	69	56	+13

NORTHWESTERN UNIVERSITY

Wednesday, January 12, 2000
at Evanston, IL
—7:00 p.m. CST

Location: Evanston, IL
Population: 73,750
Enrollment: 7,400
Division: NCAA-I
Home Arena:

Welsh-Ryan Arena (8,117)

Nickname: Wildcats

Colors: Purple and white

1998-99 Season Record: 12-16

1999 Big Ten Record/Finish: 5-11/9th

Post Season: Defeated Iowa in the first round of the Big Ten
Tournament. Lost to Purdue in the next round, 79-56.

Starters Returning/Lost: 4/1

Letterwinners Returning/Lost: 8/3

Head Coach: June Olkowski

School Record: 0-0 (First year)

Career Record: 148-138 (10 years)

Big Ten Record: 0-0 (First year)

Olkowski vs. Wisconsin: 0-0 (First year)

Assistants: Teri Moren, Cleve Wright, Tricie Johnson

Basketball Office: (847) 491-5709

Sports Information: LaTonya Sadler

Internet: Sadler@nwu.edu

Office Phone: (847) 491-7503

Home Phone: (847) 425-1721

Court Phone: (847) 491-8852 or 491-8853

FAX Phone: (847) 491-8818

Northwestern Online: <http://www.nusports.com>



Head Coach
June Olkowski

Wisconsin vs. Northwestern series record: 12-27
at Madison: 7-13; at Evanston: 5-13; Neutral: 0-1

Date	Place	Wis	Opp	Margin
Jan. 22, 1977	Madison, WI	70	80	-10
Jan. 28, 1978	Evanston, IL	61	67	- 6
Feb. 21, 1979	Madison, WI	62	67	- 5
Jan. 23, 1980	Evanston, IL	52	79	-27
Dec. 13, 1980	Madison, WI	70	77	- 7
Feb. 25, 1981	Madison, WI	75	82	- 7
Feb. 12, 1982	East Lansing, MI	52	62	-10
Feb. 20, 1982	Evanston, IL	66	82	-16
Jan. 21, 1983	Evanston, IL	57	54	+ 3
Feb. 27, 1983	Madison, WI	81	72	+ 9
Jan. 20, 1984	Madison, WI	80	70	+10
Feb. 24, 1984	Evanston, IL	57	54	+ 3
Jan. 6, 1985	Madison, WI	58	76	-18
March 9, 1985	Evanston, IL	89	86 OT	+ 3
Jan. 5, 1986	Evanston, IL	64	68	- 4
March 8, 1986	Madison, WI	72	87	-15
Jan. 30, 1987	Madison, WI	53	72	-19
Feb. 27, 1987	Evanston, IL	50	73	-23
Feb. 5, 1988	Evanston, IL	55	70	-15
March 4, 1988	Madison, WI	57	83	-26
Jan. 13, 1989	Madison, WI	59	62	- 3
Feb. 10, 1989	Evanston, IL	63	66	- 3
Jan. 12, 1990	Evanston, IL	57	72	-15
Feb. 9, 1990	Madison, WI	62	73	- 9
Jan. 18, 1991	Madison, WI	85	86	- 1
Feb. 15, 1991	Evanston, IL	72	93	-21
Jan. 31, 1992	Madison, WI	91	89	+ 2
Feb. 28, 1992	Evanston, IL	80	91	-11
Jan. 24, 1993	Evanston, IL	65	82	-17
Feb. 19, 1993	Madison, WI	90	103	-13
Jan. 23, 1994	Madison, WI	85	101	-16
Feb. 18, 1994	Evanston, IL	54	79	-25
Feb. 3, 1995	Madison, WI	63	56	+ 7
Feb. 2, 1996	Evanston, IL	69	68	+ 1
Jan. 17, 1997	Madison, WI	77	67	+11
Feb. 2, 1997	Evanston, IL	62	93	-31
Jan. 16, 1998	Evanston, IL	70	65	+ 5
Feb. 1, 1998	Madison, WI	95	64	+31
Jan. 22, 1999	Madison, WI	80	61	+19

Top Northwestern Returnees:

Player	Pos.	Ht.	Yr.	Pts.	Reb.
Kristina Divjak*	F	6-0	Sr.	16.5	6.3
Leslie Schock*	F	6-0	Sr.	15.1	6.2
Dana Leonard*	G	5-6	Jr.	12.0	3.2
Clarissa Flores*	G/F	5-8	Jr.	4.6	2.3
Tami Sears	C	6-2	Jr.	10.7	8.3

* Returning Starter

Top Northwestern Newcomers:

Emily Butler	G	5-8	Fr.	Greenwood, IN
Nicole Daniels	G/F	5-10	Fr.	White Plains, NY
Leslie Dolland	C	6-2	Fr.	Bloomington, MN
Natalie Will	F	5-9	Fr.	Nappanee, IN

THE OHIO STATE UNIVERSITY

Sunday, January 16, 2000
at Columbus, OH (FOX/MSO)
—5:00 p.m. (EST)

Sunday, January 23, 2000
Madison, WI (MSO)
—1:30 p.m. (CST)



Location: Columbus, Ohio

Population: 650,000

Enrollment: 48,300

Division: NCAA-I

Home Arena:

Value City Arena (19,500)

Nickname: Buckeyes

Colors: Scarlet and gray

1998-99 Season Record: 17-12

1999 Big Ten Record Finish: 9-7/4th

Post Season: Defeated Wisconsin in the second round of the Big Ten tournament, 70-61. Lost to Purdue in the quarterfinals, 72-59. Lost to Boston College in the NCAA Tournament, 72-59.

Starters Returning/Lost: 3/2

Letterwinners Returning/Lost: 6/6

Head Coach: Beth Burns

School Record: 32-24 (2 years)

Career Record: 183-106 (10 years)

Big Ten Record: 16-16 (2 years)

Burns vs. Wisconsin: 3-1 (two years)

Assistants: Eileen Feeney, Cathy McDonald, Seth Kushkin

Basketball Office: (614) 292-9270

Sports Information: Liz Cook

Internet: cook.17@osu.edu

Office Phone: (614) 292-6861

Home Phone: (614) 237-8907

Court Phone: (614) 688-5330

FAX Phone: (614) 292-8547

Ohio State Online: <http://www.ohiostatebuckeyes.com>


Top Ohio State Returnees:

Player	Pos.	Ht.	Yr.	Pts.	Reb.
Jamie Lewis*	G	5-5	Jr.	7.4	4.2
Michaela Moua*	F	6-0	Sr.	9.0	4.5
Lauren Shenk*	G	5-10	So.	9.3	2.1

* Returning Starter

Top Ohio State Newcomers:

Didi Reynolds	F	6-1	Fr.	Portage, OH
Courtney Coleman	F	6-2	Fr.	Cincinnati, OH
D'wan Shackleford	F	6-0	Fr.	Newark, OH
Tanya McClure	G	5-6	Fr.	Gahanna, OH
Courtney Bale	F	6-2	Jr.	Vista, CA
LaToya Turner	C	6-4	Fr.	Pickerington, OH



Head Coach
Beth Burns

Wisconsin vs. Ohio State series record: 11-26
at Madison: 7-9; at Columbus: 4-12; Neutral: 0-5

Date	Place	Wis	Opp	Margin
Feb. 10, 1978	West Lafayette, IN	48	73	-25
March 10, 1978	East Lansing, MI	52	85	-33
March 3, 1980	Terre Haute, IN	68	80	-12
Feb. 4, 1983	Madison, WI	66	84	-18
Feb. 13, 1983	Columbus, OH	61	75	-14
Feb. 3, 1984	Columbus, OH	66	85	-19
Feb. 12, 1984	Madison, WI	79	70	+ 9
Jan. 11, 1985	Madison, WI	53	66	-13
Feb. 10, 1985	Columbus, OH	48	62	-14
Jan. 10, 1986	Columbus, OH	48	81	-33
Feb. 9, 1986	Madison, WI	50	85	-35
Jan. 18, 1987	Madison, WI	49	89	-40
Feb. 13, 1987	Columbus, OH	62	97	-35
Jan. 24, 1988	Columbus, OH	54	84	-30
Feb. 19, 1988	Madison, WI	70	87	-17
Jan. 8, 1989	Columbus, OH	53	84	-31
March 8, 1989	Madison, WI	61	77	-16
Jan. 7, 1990	Madison, WI	64	72	- 8
March 8, 1990	Columbus, OH	57	78	-21
Feb. 3, 1991	Columbus, OH	76	81 OT	- 5
March 1, 1991	Madison, WI	92	77	+15
Jan. 12, 1992	Columbus, OH	90	79	+11
March 11, 1992	Madison, WI	72	78	- 6
Jan. 29, 1993	Madison, WI	66	70	- 4
Feb. 26, 1993	Columbus, OH	58	95	-37
Jan. 28, 1994	Columbus, OH	99	90	+ 9
Feb. 27, 1994	Madison, WI	73	70	+ 3
Jan. 8, 1995	Madison, WI	76	69	+ 7
Feb. 17, 1995	Columbus, OH	81	76	+ 5
Jan. 7, 1996	Columbus, OH	75	69	+ 6
Feb. 16, 1996	Madison, WI	79	67	+12
March 3, 1996	Indianapolis, IN (BT)	58	72	-14
Jan. 19, 1997	Madison, WI	67	61	+ 6
Jan. 18, 1998	Columbus, OH	54	66	-12
Jan. 5, 1999	Columbus, OH	55	70	-15
Feb. 12, 1999	Madison, WI	83	79 OT	+ 4
Feb. 27, 1999	Indianapolis, IN (BT)	61	70	- 9

THE PENN STATE UNIVERSITY

Sunday, January 30, 2000
at State College, PA
—2:00 p.m. (EST)
Sunday, February 6, 2000
Madison, WI (FOX/MSO)
—4:00 p.m. (CST)



Location: University Park, PA
 Population: 39,571
 Enrollment: 33,162
 Division: NCAA-I
 Home Arena:

Bryce Jordan Center (15,300)

Nickname: Lady Lions
 Colors: Blue and white

1998-99 Season Record: 22-8

1999 Big Ten Record/Finish: 12-4/2nd

Post Season: Defeated Michigan State in the Big Ten Conference Tournament. Lost to Illinois in the next round, 77-75. The eight-seeded Lady Lions defeated ninth-seeded Virginia, 82-69, in the opening round of the NCAA Tournament. PSU fell to the West Region's top seed, Louisiana Tech, in the second round, 79-62.

Starters Returning/Lost: 3/2

Letterwinners Returning/Lost: 8/3

Head Coach: Rene Portland

School Record: 436-151 (19 years)

Career Record: 523-180 (23 years)

Big Ten Record: 84-32 (7 years)

Portland vs. Wisconsin: 9-2 (9 years)

Assistant Coaches: Annie Troyan, Michael Peck, Jennifer Price

Basketball Office: (814) 863-2672

Sports Information: Cathy Bongiovi

Internet: cab37@psu.edu

Office Phone: (814) 865-1757

Home Phone: (814) 867-7371

Media Row: (814) 863-3294

FAX Phone: (814) 863-3165

Penn State Online: <http://www.psu.edu/sports/>

Top Penn State Returnees:

Player	Pos.	Ht.	Yr.	Pts.	Reb.
Helen Darling*	G	5-7	Sr.	12.4	5.8
Andrea Garner*	C	6-3	Sr.	14.4	8.5
Lisa Shepherd	G	5-11	Jr.	14.1	2.5

* Returning Starter

Top Penn State Newcomers:

Ashley Luke	G	5-6	Fr.	Aurora, IL
Nicole Anaejionu	C	6-2	Fr.	Southfield, MI



Head Coach
Rene Portland

Wisconsin vs. Penn State series record: 3-10
 at Madison: 3-3; at University Park: 0-7

Date	Place	Wis	Opp	Margin
Feb. 2, 1992	University Park, PA	75	86	-11
Jan. 31, 1993	Madison, WI	73	90	-17
Feb. 28, 1993	University Park, PA	66	95	-29
Jan. 30, 1994	University Park, PA	53	73	-20
Feb. 23, 1994	Madison, WI	59	88	-29
Jan. 29, 1995	University Park, PA	55	58	- 3
Jan. 28, 1996	Madison, WI	87	69	+18
Dec. 27, 1996	Madison, WI	83	77	+ 6
Feb. 23, 1997	University Park, PA	62	90	-28
Dec. 28, 1997	University Park, PA	71	86	-15
Feb. 22, 1998	Madison, WI	83	75	+ 8
Jan. 29, 1999	University Park, PA	61	91	-30
Feb. 5, 1999	Madison, WI	68	73 OT	- 5

PURDUE UNIVERSITY

Thursday, December 30, 1999
Madison, WI (WPT/TVW)
—7:00 p.m. (CST)

Location: West Lafayette, IN

Population: 21,247

Enrollment: 36,878

Division: NCAA-I

Home Arena:

Mackey Arena (14,123)

Nickname: Boilermakers

Colors: Old Gold and Black

1998-99 Season Record: 34-1

1999 Big Ten Record/Finish: 16-0/1st

Post Season: Won the 1999 Big Ten Tournament; NCAA National Champions. Defeated Duke in the NCAA title game, 62-45.

Starters Returning/Lost: 3/2

Letterwinners Returning/Lost: 10/5

Head Coach: Kristy Curry

School Record: 0-0 (First year)

Career Record: 0-0 (First year)

Big Ten Record: 0-0 (First year)

Curry vs. Wisconsin: 0-0 (First year)

Assistants: Pam Stackhouse, Kerry Cremeans, Kelly Curry

Basketball Office: (765) 494-5853

Sports Information: Kathleen Offer

Internet: kmooffer@athletics.purdue.edu

Office Phone: (765) 494-6235

Home Phone: (765) 463-3778

Media Row: (765) 494-6364

FAX Phone: (765) 494-5447

Purdue Online: www.purduesports.com



Head Coach
Kristy Curry

Wisconsin vs. Purdue series record: 12-25
 at Madison: 9-8; at West Lafayette: 3-16; Neutral: 0-1

Date	Place	Wis	Opp	Margin
Dec. 3, 1976	West Lafayette, IN	40	53	-13
Feb. 11, 1977	West Lafayette, IN	60	62	- 2
Jan. 20, 1978	Carbondale, IL	65	79	-14
Jan. 20, 1979	Madison, WI	82	75 OT	+ 7
Feb. 15, 1980	West Lafayette, IN	66	57	+ 9
Feb. 6, 1981	Madison, WI	61	57	+ 4
Jan. 7, 1983	West Lafayette, IN	58	55	+ 3
March 12, 1983	Madison, WI	92	82	+10
Jan. 6, 1984	Madison, WI	92	62	+30
March 10, 1984	West Lafayette, IN	75	65	+10
Jan. 20, 1985	West Lafayette, IN	61	67	- 6
Feb. 15, 1985	Madison, WI	65	73	- 8
Jan. 19, 1986	Madison, WI	57	72	-15
Feb. 14, 1986	West Lafayette, IN	57	79	-22
Jan. 11, 1987	West Lafayette, IN	62	70	- 8
Feb. 6, 1987	Madison, WI	49	85	-36
Jan. 17, 1988	Madison, WI	62	80	-18
Feb. 12, 1988	West Lafayette, IN	55	67	-12
Jan. 15, 1989	West Lafayette, IN	56	69	-13
Feb. 27, 1989	Madison, WI	81	67	+14
Jan. 28, 1990	Madison, WI	72	92	-20
Feb. 23, 1990	West Lafayette, IN	63	81	-18
Jan. 27, 1991	Madison, WI	87	97	-10
Feb. 22, 1991	West Lafayette, IN	53	93	-40
Jan. 26, 1992	West Lafayette, IN	56	82	-26
Feb. 21, 1992	Madison, WI	80	69	+11
Feb. 7, 1993	West Lafayette, IN	49	72	-23
Mar. 7, 1993	Madison, WI	57	77	-20
Feb. 6, 1994	Madison, WI	64	77	-13
Mar. 6, 1994	West Lafayette, IN	45	93	-48
Jan. 27, 1995	West Lafayette, IN	66	68	- 2
Jan. 26, 1996	Madison, WI	98	95 2OT	+ 3
Jan. 3, 1997	Madison, WI	69	52	+17
Feb. 14, 1997	West Lafayette, IN	43	62	-19
Jan. 6, 1998	West Lafayette, IN	65	70	- 5
Feb. 15, 1998	Madison, WI	80	69	+11
Jan. 24, 1999	West Lafayette, IN	56	76	-20

Top Purdue Returnees:

Player	Pos.	Ht.	Yr.	Pts.	Reb.
Camille Cooper*	C	6-4	Jr.	9.7	4.9
Katie Douglas*	G/F	6-1	Jr.	14.1	6.2
Michelle Duhart*	F	6-0	Sr.	3.7	5.7

* Starters

Top Purdue Newcomers:

Elisa Inman	F	6-2	Fr.	Wadsworth, OH
Shinika Parks	G	5-8	Jr.	Suisun City, CA

Non-Conference Opponents



Time Warner Cable Classic at the University of Nebraska, Lincoln, NE

Fri-Sun., November 19-21, 1999

Friday: UW vs. Southern Illinois—5:35 p.m. (CST)

Nebraska vs. Georgia Southern—8:05 p.m. (CST)

Sun.: Consolation 12:35 p.m.—Championship 3 p.m. (CST)

University of Nebraska

Location: Lincoln, NE

Population: 213,000

Enrollment: 25,000

Division: NCAA I

Home Arena:

Bob Devaney Sports Center (13,500)

Nickname: Cornhuskers

Colors: Scarlet and Cream

Conference: Big 12

1998-99 Season Record: 21-12

1998-99 Conference Record/Finish: 8-8/5th

Post Season: Lost to Kentucky in the first round of the NCAA tournament, 98-92.

Starters Returning/Lost: 4/2

Letterwinners Returning/Lost: 9/5

Head Coach: Paul Sanderford

School Record: 44-22 (2 years)

Career Record: 409-142 (17 years)

Assistant Coaches: Steve Curtis, Jeff Walz, Michelle Clark

Basketball Office: (402) 472-6462

Sports Information: Jeff Griesch

Internet: jgriesch@huskers.unl.edu

Office Phone: (402) 472-7775

Home Phone: (402) 328-8992

Media Row: (402) 472-2279

Fax Phone: (402) 472-2005

Nebraska Huskers Online: <http://huskerwebcast.com>

Top Nebraska Returnees:

Player	Pos.	Ht.	Yr.	Pts.	Reb.
Nicole Kubik*	G	5-10	Sr.	19.8	3.8
Brooke Schwartz*	G	5-9	Sr.	13.2	5.9
Charlie Rogers*	C	6-2	Sr.	7.4	4.5

Wisconsin vs. Nebraska series record: 3-0

Date	Place	Wis	Opp	Margin
Jan. 5, 1979	Madison, WI	79	74	+ 5
Dec. 12, 1989	Madison, WI	77	67	+10
Dec. 7, 1990	Lincoln, NE	80	74 (OT)	+ 6

Southern Illinois at Carbondale

Location: Carbondale, IL

Population: 26,454

Enrollment: 22,252

Division: NCAA I

Home Arena:

SIU Arena (10,014)

Nickname: Salukis

Colors: Maroon and white



Conference: Missouri Valley

Starters Returning/Lost: 4/1

Letterwinners Returning/Lost: 10/3

1998-99 Season Record: 6-21

1998-99 Conference Record/Finish: 5-13/8th

Postseason: SIU lost to SW Missouri in the first round of the Missouri Valley Tournament, 73-58

Head Coach: Julie Beck

School Record: 6-21 (1 year)

Career Record: 6-21 (1 year)

Assistant Coaches: Lori Opp, Lea Robinson, Sue Syliebeck

Basketball Office: (618) 453-4667

Sports Information: Jill Warren

Internet: jcwarrren@siu.edu

Office Phone: (618) 453-5465

Home Phone: (618) 529-3704

Media Row: (618) 453-7600

FAX Phone: (618) 536-2152

Southern Illinois Online: <http://www.siu.edu/~athletic>

Top Southern Illinois Returnees:

Player	Pos.	Ht.	Yr.	Pts.	Reb.
Terica Hathaway*	G	5-11	Jr.	15.8	5.6
Maria Niebrugge*	G/F	6-0	Jr.	8.7	5.4
Melaniece Bardley*	C	6-3	Sr.	7.3	4.1

Wisconsin vs. Southern Illinois series record: 1-2

Date	Place	Wis	Opp	Margin
March 11, 1978	East Lansing, MI	65	64	+ 1
Dec. 7, 1991	Madison, WI	69	70	- 1
Dec. 30, 1992	Carbondale, IL	79	81	- 2

Georgia Southern

Location: Statesboro, GA

Population: 21,314

Enrollment: 13,353

Division: NCAA I

Home Arena:

W.S. Hanner Fieldhouse (4,327)

Nickname: Lady Eagles

Colors: Blue and white

Conference: Southern Conference

1998-99 Season Record: 13-14

1998-99 Conference Record/Finish: 12-6/T-2nd

Post Season: Lost in the first round of the Southern Conference Tournament to Appalachian State.

Final National Ranking: none

Starters Returning/Lost: 2/3

Letterwinners Returning/Lost: 9/6

Head Coach: Rusty Cram

School Record: 47-38 (3 years)

Career Record: 47-38 (3 years)

Assistant Coaches: Lisa Nuxol, Regina Days-Bryan, L'Tona Samuels

Basketball Office: (912) 681-0568

Sports Information: Jim Stephan

E-Mail: jstephan@gsaia2.cc.gasou.edu

Office Phone: (912) 681-5288

Home Phone: (912) 764-4485

Media Row: (912) 681-5289

Fax Phone: (912) 681-0046

Georgia Southern Online: <http://www.georgiasoutherneagles.com>



Top Georgia Southern Returnees:

Player	Pos.	Ht.	Yr.	Pts.	Reb.
Tondra Warren*	F	6-0	Sr.	13.0	5.4
Sharon Mitchel*	F	6-1	Sr.	15.7	7.1
Danna Simpson	G	5-8	So.	6.8	2.5

Wisconsin vs. Georgia Southern series record: First Meeting

Northeastern University

Location: Boston, MA

Population: 555,447

Enrollment: 12,500

Division: NCAA I

Home Arena:

Cabot Gymnasium (2,500)

Nickname: Huskies

Colors: Red and black

Conference: America East

1998-99 Season Record: 22-8

1998-99 Conference Record/Finish: 13-5/2nd

Post Season: The Huskies won the America East Championship by defeating top seeded Maine, 57-55. In its first NCAA Tournament appearance, NU fell to North Carolina in the first round, 64-55.

Final National Ranking: None

Starters Returning/Lost: 4/1

Letterwinners Returning/Lost: 10/2

Head Coaches: Joy Malchodi

School Record: 263-263 (19 years)

Career Record: 322-317 (23 years)

Assistant Coaches: Cathy Coakley, Karen Pinkos

Basketball Office: (617) 373-2702

Sports Information: Adam Polgreen

Internet: na

Office Phone: (617) 373-4154

Home Phone: (617) 247-1159

Media Row: (617) 373-7925

FAX Phone: (617) 373-3152

Northeastern Online: <http://www.GoNU.com>

Top Northeastern Returnees:

Player	Pos.	Ht.	Yr.	Pts.	Reb.
Lani Lawrence*	C	6-3	Jr.	9.9	8.9
Wanda Almengot*	F	5-10	Sr.	8.0	4.2

Wisconsin vs. Northeastern series record: 0-0

University of Wisconsin-Green Bay

Wednesday, December 1, 1999

at Green Bay, WI—7:00 p.m. (CST)

Location: Green Bay, WI

Population: 97,789

Enrollment: 5,530

Division: NCAA I

Home Arena:

Phoenix Sports Center (1,800)

Nickname: Phoenix

Colors: Green, red and white

Conference: Midwestern Collegiate (MCC)

1998-99 Season Record: 19-10

1998-99 Conference Record: 13-1/1st

Post Season: Won the 1999 Nokia MCC Championship. Lost to UCLA in the first round of the NCAA Tournament, 76-69.

Final National Ranking: na

Starters Returning/Lost: 3/2

Letterwinners Returning/Lost: 10/3

Head Coaches: Kevin Borseth

School Record: 19-10 (1 year)



Rutgers University Tournament, Piscataway, NJ

Sat-Sun., November 27-28, 1999

Friday: Rutgers vs. Northeastern—6:00 p.m. (CST)

Saturday: Wisconsin vs. Northeastern—1:00 p.m. (CST)

Sunday: Wisconsin vs. Rutgers 1 p.m. (CST)

Rutgers University

Location: New Brunswick, NJ

Population: 41,768

Enrollment: 33,500

Division: NCAA I

Home Arena:

Louis Brown Athletic Center (9,000)

Nickname: Scarlet Knights

Colors: Scarlet

Conference: Big East

1998-99 Season Record: 29-6

1998-99 Conference Record/Finish: 17-1/T-1st

Post Season: NCAA Elite Eight, lost to Purdue in the Midwest Region Final. Final National Ranking: 6th in USA Today/ESPN

Coaches' Poll, 9th Associated Press

Starters Returning/Lost: 4/1

Letterwinners Returning/Lost: 11/3

Head Coach: C. Vivian Stringer

School Record: 75-48 (4 years)

Career Record: 595-183 (26 years)

Assistant Coaches: Larry Lawler, Jolette Law, Betsy Yonkman

Basketball Office: (732) 445-4251

Sports Information: Marla Rodriguez

E-Mail: msrl@rci.rutgers.edu

Office Phone: (732) 445-4200

Home Phone: (732) 393-0559

Media Row: (732) 445-4200

Fax Phone: (732) 445-3063

Rutgers Online: <http://athletics.rutgers.edu>



Top Rutgers Returnees:

Player	Pos.	Ht.	Yr.	Pts.	Reb.
Tasha Pointer*	G	5-6	Jr.	10.3	3.6
Tammy Sutton-Brown	C	6-4	Jr.	10.1	5.9
Linda Miles*	F	6-0	So.	9.7	5.4
Shawnetta Stewart*	G	5-10	Jr.	14.3	7.0

Wisconsin vs. Rutgers series record: 0-1

Date	Place	Wis	Opp	Margin
Jan. 17, 1999	Madison, WI	62	78	-16



Career Record: 244-106 (12 years)

Assistant Coaches: Dawn Plitzuweit, Kris Manske, Priscilla Rickenbacker

Basketball Office: (920) 465-2168

Sports Information: Sheila Krambs

Internet: krambs@uwgb.edu

Office Phone: (920) 465-5759

Home Phone: (920) 468-6518

Media Row: (920) 465-2918

FAX Phone: (920) 465-2357

UW-Green Bay Online: <http://www.gbphoenix.com>

Top UW-Green Bay Returnees:

Player	Pos.	Ht.	Yr.	Pts.	Reb.
Stacy Krueger*	G	5-10	Sr.	8.4	2.8
Melanie Tilque	F	5-10	Jr.	6.6	2.5
Trisha Ebel*	G/F	5-9	So.	10.8	3.9
Anne Warden	F	6-2	Jr.	8.3	4.2

Wisconsin-Madison vs. UW-Green Bay series record: 13-4

Date	Place	Wis	Opp	Margin
Jan. 11, 1975	Madison, WI	45	38	+ 7
Jan. 24, 1976	Madison, WI	50	29	+21
Feb. 9, 1976	Green Bay, WI	47	39	+ 8
Feb. 23, 1977	Green Bay, WI	81	37	+44
Feb. 23, 1982	Madison, WI	66	53	+13
Dec. 8, 1982	Green Bay, WI	69	55	+14
Dec. 9, 1987	Madison, WI	60	61	- 1
Dec. 7, 1988	Green Bay, WI	62	58 OT	+ 4
Dec. 5, 1989	Madison, WI	58	60	- 2
Dec. 4, 1990	Green Bay, WI	75	91	-16
Dec. 1, 1992	Madison, WI	63	62	+ 1
Jan. 3, 1994	Madison, WI	75	64	+11
Dec. 27, 1994	Green Bay, WI	59	68	- 9
Dec. 13, 1995	Madison, WI	83	56	+27
Dec. 5, 1996	Green Bay, WI	68	56	+12
Dec. 10, 1997	Madison, WI	81	63	+18
Nov. 22, 1998	Madison, WI	60	52	+ 8

University of Tennessee

Sunday, December 5, 1999

Madison, WI—1:30 p.m. (CST) (MSC and WPT)

Location: Knoxville, TN

Population: 165,540

Enrollment: 25,612

Division: NCAA I

Home Arena:

Thompson-Boling Arena (25,000)

Nickname: Lady Volunteers

Colors: Orange and white

Conference: Southeastern (SEC)

1998-99 Season Record: 31-3

1998-99 Conference Record/Finish: 16-1/1st

Post Season: Southeastern Conference Tournament champions.

Lost to Duke in the NCAA East Regional Finals.

Final National Ranking: 2

Starters Returning/Lost: 3/2

Letterwinners Returning/Lost: 9/3

Head Coaches: Pat Summitt

School Record: 695-146 (25 years)



Career Record: 695-146 (25 years)

Assistant Coaches: Mickie DeMoss, Holly Warlick, Al Brown

Basketball Office: (423) 974-0600

Sports Information: Debby Jennings

Internet: djennings@utk.edu

Office Phone: (423) 974-4275

Home Phone: (423) 584-1983

Media Row: (423) 974-0110

FAX Phone: (423) 974-8875

Tennessee Online: <http://www.utladyvols.com>

Top Tennessee Returnees:

Player	Pos.	Ht.	Yr.	Pts.	Reb.
Tamika Catchings*	F	6-1	Jr.	16.6	7.3
Semeka Randall*	G	5-10	Jr.	14.1	4.8
Michelle Snow*	C	6-5	So.	8.5	6.4

Wisconsin vs. Tennessee series record: 0-3

Date	Place	Wis	Opp	Margin
Feb. 8, 1996	Madison, WI	61	72	- 11
Feb. 4, 1997	Knoxville, TN	74	78	- 4
Dec. 20, 1997	Anchorage, AK	66	87	- 21

Marquette University

Wednesday, December 8, 1999

at Milwaukee, WI—7:00 p.m.

(CST)

Location: Milwaukee, WI

Population: 578,624

Enrollment: 10,600

Division: NCAA I

Home Arena:

Milwaukee Arena (8,946)

Nickname: Golden Eagles

Colors: Blue and gold

Conference: Conference USA

1998-99 Season Record: 21-8

1998-99 Conference Record/Finish: 12-4/T-1st

Post Season: Lost 64-58 to Kansas in the NCAA Tournament.

Final National Ranking: none

Starters Returning/Lost: 5/0

Letterwinners Returning/Lost: 7/3

Head Coach: Terri Mitchell

School Record: 64-25 (3 years)

Career Record: 64-25 (3 years)

Assistant Coaches: Tracey Tarkington, Jon Cain, Michelle Nason

Basketball Office: (414) 288-5784

Sports Information: Josh Sutter

E-Mail: joshua.sutter@marquette.edu

Office Phone: (414) 288-6980

Home Phone: (414) 482-2507

Media Row: (414) 908-5500

Fax Phone: (414) 288-6519

Marquette Online: <http://www.gomarquette.edu>

Top Marquette Returnees:

Player	Pos.	Ht.	Yr.	Pts.	Reb.
Lisa Oldenburg*	F	6-2	Sr.	13.9	8.6
Kiesha Oliver*	F/G	5-9	Sr.	10.0	3.9
Abbie Willenborg*	F/C	6-2	Sr.	16.8	9.9
Heidi Bowman*	F	6-0	Jr.	11.4	4.8



Wisconsin vs. Marquette series record: 7-2

Date	Place	Wis	Opp	Margin
Feb. 21, 1977	Madison, WI	68	47	+21
Mar. 5, 1977	Stevens Point, WI	60	61	- 1
Feb. 14, 1978	Milwaukee, WI	71	55	+16
Feb. 20, 1979	Madison, WI	67	44	+23
Dec. 1, 1988	Madison, WI	78	66	+12
Jan. 16, 1990	Madison, WI	90	79	+11
Feb. 9, 1995	Madison, WI	88	66	+22
Jan. 9, 1996	Milwaukee, WI	87	63	+24
Dec. 3, 1998	Madison, WI	73	81	- 8

Loyola University

**Friday, January 7, 2000
at Chicago, IL—7:00 p.m. (CST)**

Location: Chicago, IL

Population: 2,802,079

Enrollment: 15,886

Division: NCAA I

Home Arena:

Gentile Center (5,200)

Nickname: Ramblers

Colors: Maroon and gold

Conference: Midwestern Collegiate

Conference (MCC)

1998-99 Season Record: 3-22

1998-99 Conference Record/Finish: 3-11/T6th

Post Season: Eliminated in the first round of the MCC Tournament

Final National Ranking: none

Starters Returning/Lost: 3/2

Letterwinners Returning/Lost: 11/3

Head Coach: Mary Helen Walker

School Record: 0-0 (First year)

Career Record: 0-0 (First year)

Assistant Coaches: Bernie Duque, Robert Holt, Janine Moore

Basketball Office: (773) 508-2558

Sports Information: Bill Behrns

E-Mail: bbehrns@luc.edu

Office Phone: (773) 508-2497

Home Phone: (773) 883-8689

Media Row: (773) 274-3550

Fax Phone: (773) 508-3855

Loyola Online: <http://www.loyolaramblers.com>



Indiana-Purdue University

Sunday, December 12, 1999

Madison, WI—1:30 p.m. (CST)

Location: Indianapolis, IN

Population: 741,304

Enrollment: 27,000

Division: NCAA I

Home Arena:

IUPUI Gymnasium

(2,000)

Nickname: Jaguars

Colors: Red, gold and black

Conference: Mid-Continent

1998-99 Season Record:

10-17

1998-99 Conference Record/Finish: 6-8/T-6th

Post Season: Lost 73-53, to Youngstown State in the first round of the Mid-Continent Conference Tournament.

Final National Ranking: NA

Starters Returning/Lost: 3/2

Letterwinners Returning/Lost: 8/4

Head Coach: Kris Simpson

School Record: 48-56 (4 years)

Career Record: 48-56 (4 years)

Assistant Coaches: Bryan Alexander, Megan Williams

Basketball Office: (317) 274-0622

Sports Information: Kevin Buerge

E-Mail: kbuerge@iupui.edu


Office Phone: (317) 278-3619

Home Phone: (317) 927-7035

Media Row: (317) 274-4558

Fax Phone: (317) 278-2683

IUPUI Online: <http://www.iupuijaguars.com>



Top Loyola Returnees:

Player	Pos.	Ht.	Yr.	Pts.	Reb.
Ryan Johnson*	G	6-1	Jr.	8.9	4.6
Beth Dilling	G	5-10	So.	7.3	4.5

Wisconsin vs. Loyola series record: 5-2

Date	Place	Wis	Opp	Margin
Dec. 12, 1981	Chicago, IL	81	67	+14
Dec. 2, 1982	Chicago, IL	68	66	+ 2
Dec. 23, 1983	Madison, WI	68	51	+17
Nov. 28, 1984	Chicago, IL	53	50	+ 3
Jan. 3, 1986	Madison, WI	57	68	-11
Feb. 1, 1987	Chicago, IL	55	72	-17
Feb. 8, 1988	Madison, WI	85	72	+13

Top IUPUI Returnees:

Player	Pos.	Ht.	Yr.	Pts.	Reb.
Angie Watt*	G	5-10	Jr.	13.2	3.7
Jennifer Stucker*	F	5-10	Sr.	10.5	7.8
Kelli Werling*	G	5-10	Sr.	9.4	4.1
Barb Nelson	F	5-10	Sr.	11.3	5.1

Wisconsin vs. IUPUI series record: First Meeting

Rice University

Tuesday, February 8, 2000 (WPT and TVW)
Madison, WI—7:00 p.m. (CST)

Location: Houston, TX

Population: 1,783,127 (metro)

Enrollment: 2,600

Division: NCAA I

Home Arena:

Autry Court (5,000)

Nickname: Owls

Colors: Blue and gray

Conference: Western Athletic (WAC)

1997-98 Season Record: 21-9

1997-98 Conference Record/Finish: 11-3/Tie-2nd in Pacific Division

Post Season: Lost to Oklahoma State in the first round of the WNIT
 1st round, 52-75

Final National Ranking: AP/received votes; USA Today/received votes

Starters Returning/Lost: 4/1

Letterwinners Returning/Lost: 9/2



Head Coach: Cristy McKinney

School Record: 74-64 (5 years)

Career Record: 101-92 (7 years)

Assistant Coaches: Woolly Hatchell, Shanice Bottoms, Shane Brown

Basketball Office: (713) 737-5677

Sports Information: Dwayne Leach

Internet: hdwayne@ruf.rice.edu

Office Phone: (713) 737-5637

Home Phone: (713) 668-8287

Media Row: (713) 737-5638

Fax Phone: (713) 527-6019

Maine Online: <http://www.rice.edu/owls>

Top Rice Returnees:

Player	Pos.	Ht.	Yr.	Pts.	Reb.
Kirra Jordan*	F	6-0	Jr.	13.0	6.4
Marla Brumfield*	G	5-9	Jr.	13.6	4.7
Charonda Wilson*	G	5-4	Sr.	7.5	2.6
Jennifer Hamilton	C	6-3	Sr.	8.9	6.4

Wisconsin vs. Rice series record: First Meeting

Wisconsin In Tournaments

1998-99

Rice Tournament, Houston, TX	1-1	3rd
Big Ten Tournament, Indianapolis, IN	0-1	T5th
WNIT Tournament (Runnerup Champions)	4-1	2nd

1997-98

Maine Tournament, Orono, ME	2-0	1st
Northern Lights Tournament, Anchorage, AK	2-1	2nd
Big Ten Tournament, Indianapolis, IN	1-1	T5th
NCAA Tournament	0-1	1st Rnd

1996-97

UC-Santa Barbara Shootout, Santa Barbara, CA	2-0	1st
Big Ten Tournament, Indianapolis, IN	0-1	T9th

1995-96

Texas Tech Tournament, Lubbock, TX	1-1	2nd
Big Ten Tournament, Indianapolis, IN	0-1	T5th
NCAA Tournament	1-1	2nd Rnd

1994-95

St. Mary's Thanksgiving Classic, Moraga, CA	2-0	1st
Arkansas Dial Classic, Fayetteville, AR	1-1	3rd
Big Ten Tournament, Indianapolis, IN	0-1	T5th
NCAA Tournament	1-1	2nd Rnd

1993-94

Brown University, Providence, RI	1-1	3rd
----------------------------------	-----	-----

1992-93

Memphis State, Memphis, TN	1-1	3rd
----------------------------	-----	-----

1991-92

University of Utah, Salt Lake City, UT	1-1	2nd
NCAA Tournament	0-1	1st Rnd

1990-91

University of Colorado, Boulder, CO	1-1	3rd
-------------------------------------	-----	-----

1989-90

Texas A & M, College Station, TX	0-2	4th
Princeton University, Princeton, NJ	1-1	3rd

1987-88

Florida State, Tallahassee, FL	0-2	4th
--------------------------------	-----	-----

1986-87

University of Cincinnati, Cincinnati, OH	1-1	2nd
--	-----	-----

1985-86

University of Virginia, Charlottesville, VA	0-2	4th
Badger Invitational, Madison, WI	1-1	2nd

1984-85

University of Nebraska, Lincoln, NE	0-2	4th
Louisiana Tech, Ruston, LA	1-1	3rd

1983-84

University of Kentucky, Lexington, KY	0-2	4th
University of Miami Classic, Miami, FL	0-2	----

1981-82

Drake University, Des Moines, IA	1-1	----
Dartmouth University, Hanover, NH	2-0	1st
Big Ten Championship, East Lansing, MI	1-1	T5th
MAIAW Regional, Terre Haute, IN	3-0	1st
AIAC Quarterfinals, Austin, TX	1-1	Top 8

1980-81

Drake University, Des Moines, IA	1-2	
Badger Invitational, Madison, WI	1-1	2nd
Big Ten Tournament, Evanston, IL	1-1	T5th

1979-80

William Penn College, Oskaloosa, IA	2-1	2nd
Big Ten Tournament, Madison, WI	0-1	T5th
MAIAW Regional, Terre Haute, IN	0-1	T7th

1978-79

Badger Inv., UW-Madison, Madison, WI	1-1	3rd
Big Ten Tournament, Bloomington, IN	0-1	T7th
WWIAC State Tournament, Oshkosh, WI	2-1	2nd

1977-78

S. Illinois Saluki Invitational, Carbondale, IL	0-2	4th
Big Ten Tournament, West Lafayette, IN	0-1	T7th
WWIAC State Tournament, Eau Claire, WI	3-0	1st
MAIAW Regional, East Lansing, MI	2-1	T5th

1976-77

Big Ten Tournament, West Lafayette, IN	0-2	T8th
WWIAC State Tournament	0-2	----

1975-76

Big Ten Tournament, West Lafayette, IN	0-3	8th
--	-----	-----

Record vs. Opponents, 1974-99

Alabama-Birmingham	1-1	Illinois-Chicago	12-5	Princeton	1-0
Arizona	0-1	Illinois State	5-9	Providence	0-1
Arkansas	0-1	Indiana	9-29	Purdue	12-25
Army	1-0	Indiana State	3-2	Queens College	0-1
Auburn	1-0	Iowa	16-22	St. Cloud State	1-0
Austin Peay	1-0	Iowa State	2-3	St. Mary's, CA	2-0
Ball State	1-0	Kansas	1-0	St. Peter's College (N.J.)	0-1
Baylor	1-0	Lake Superior State College	0-1	San Diego	1-0
Bowling Green	1-1	Lincoln College	1-0	San Francisco	0-1
Bradley	3-0	Louisiana Tech	0-1	San Jose State	1-0
Bucknell	1-0	Loyola (Chicago)	5-2	Santa Clara	0-1
California-Irvine	2-0	Maine	1-0	Siena University	1-0
California-Santa Barbara	2-0	Manhattan	1-0	Southern Connecticut	1-0
California State-Long Beach	0-1	Mankato State	0-1	South Dakota	0-1
Carroll College	2-0	Maryland	0-1	Southern Illinois-Carbondale	1-2
Carthage College	2-0	Marquette	7-2	Southern Methodist	0-1
Central Michigan	0-1	Memphis (State)	1-1	Southwestern Louisiana	1-0
Central Missouri	1-0	Miami of Ohio	1-1	Stanford	1-2
Chicago State	6-0	Michigan	24-13	Tennessee	0-3
Cincinnati	2-0	Michigan State	15-24	Tennessee-Martin	1-0
Clemson	0-1	Middle Tennessee State	0-1	Texas A & M	0-1
Cleveland State	1-1	Minnesota	21-20	Texas Austin	0-1
Colorado	1-0	Mississippi	1-1	Texas Tech	1-2
Creighton	2-0	Missouri	0-1	Toledo	1-1
Dartmouth	1-1	Montana	0-1	Union University	0-1
DePaul	2-2	National College	2-0	University of D.C.	0-1
Detroit	2-2	Nebraska	3-0	Utah	1-1
Drake	2-4	North Carolina	0-1	UW-Eau Claire	4-3
Duke	0-1	North Carolina-Charlotte	0-1	UW-Green Bay	13-4
Eastern Illinois	2-1	Northeastern Illinois	3-0	UW-LaCrosse	3-9
Eastern Kentucky	0-1	Northern Illinois	6-0	UW-Milwaukee	11-1
Eastern Michigan	0-1	Northern Iowa	5-0	UW-Oshkosh	4-1
Fairfield	0-1	Northwestern	12-27	UW-Platteville	5-0
Fairleigh Dickinson	0-1	Notre Dame	2-2	UW-River Falls	0-1
Florida A & M University	1-0	Ohio State	11-26	UW-Stevens Point	3-7
Florida State University	0-1	Oklahoma State	0-1	UW-Whitewater	2-4
Georgetown	0-1	Oregon	1-0	Valdosta State	0-1
Georgia	1-1	Penn State	3-10	Valparaiso	1-0
Gonzaga	1-0	Phillips University	1-0	Vanderbilt	0-1
Illinois	17-21	Pitt	0-1	Virginia	0-1
				Virginia Tech	0-1
				Wagner	1-0
				Wake Forest	0-1
				Washington	0-1
				Western Illinois	9-1
				Western Kentucky	1-1
				Western Michigan	9-1
				Westmar College	1-0
				William Penn College	1-1
				Wichita State	0-1
				Yale	1-0

Total: 330 wins, 348 losses (.486)

All-Time Record vs. Big Ten Opponents

Illinois	17-21
Indiana	9-29
Iowa	16-22
Michigan	24-13
Michigan State	15-24
Minnesota	21-20
Northwestern	12-27
Ohio State	10-26
Penn State	3-10
Purdue	12-25

Total: 139 wins, 217 losses (.390)



Season-by-Season Results 1974-99



1974-1975

Won 11, Lost 7 (Home-6-2; Away-5-5)
 UW Head Coach: Marilyn Harris
 Total home attendance: Figures Not Available

12/6	+10	55-45	Minnesota
12/6	- 1	56-57	Illinois
12/7	-54	29-83	Indiana
12/7	+16	65-49	Iowa
1/11	+ 7	45-38	UW-GREEN BAY
1/18	-30	46-76	UW-LaCROSSE
1/23	+15	42-27	Northern Illinois
1/25	+32	74-42	UW-PLATTEVILLE
1/28	+20	75-55	UW-MILWAUKEE
2/1	- 2	47-49	UW-Stevens Point
2/5	+13	59-46	UW-Eau Claire
2/8	-27	32-59	UW-LaCrosse
2/11	+ 9	57-48	CARTHAGE COLLEGE
2/12	+ 4	62-58	CARROLL COLLEGE
2/15	+ 5	63-58	UW-Platteville
2/18	- 2	53-55	UW-WHITEWATER
2/22	+11	56-45	UW-STEVENS POINT
2/28	-32	39-71	UW-Stevens Point

1975-76

Won 5, Lost 13 (Home-3-4; Away-2-9)
 UW Head Coach: Marilyn Harris
 Total home attendance: Figures Not Available

12/5	-60	28-88	Illinois State
12/6	- 1	39-40	Mankato State
12/7	-13	46-59	UW-EAU CLAIRE
12/12	-42	59-101	Illinois State
12/13	-15	52-67	UW-RIVER FALLS
1/24	+21	50-29	UW-GREEN BAY
1/26	20	76-56	UW-Platteville
1/30	-26	40-66	UW-STEVENS POINT
1/31	-49	32-81	UW-LaCrosse
2/2	+ 5	52-47	UW-PLATTEVILLE
2/5	-37	41-78	UW-Whitewater
2/6	-31	46-77	Michigan State@
2/6	-44	33-77	Illinois@
2/7	-51	33-84	Michigan@
2/9	+ 8	47-39	UW-Green Bay
2/11	-72	30-102	UW-LaCROSSE
2/16	-50	35-85	UW-Stevens Point
2/21	+10	46-36	NORTHERN ILLINOIS

@Big Ten Tournament

1976-77

Won 7, Lost 14 (Home-3-4; Away-4-10)
 UW Head Coach: Edwina Qualls
 Total home attendance: Figures Not Available

12/3	-13	40-53	Purdue
12/4	+4	65-61	Cincinnati
12/11	- 7	46-53	UW-WHITEWATER
1/15	+ 4	56-52	Northern Illinois
1/21	-10	82-92	UW-Stevens Point
1/22	-10	70-80	NORTHWESTERN
1/25	-12	50-62	UW-STEVENS POINT
1/28	-42	50-92	UW-LaCrosse
1/29	-13	51-64	UW-Eau Claire
2/1	- 4	55-59	UW-Whitewater
2/4	- 3	59-62	Illinois-Chicago

2/5	+32	87-55	UW-MILWAUKEE
2/9	+30	84-54	UW-PLATTEVILLE
2/11	- 2	60-62	Purdue@
2/11	-27	49-76	Illinois@
2/15	+ 7	79-72	Carthage College
2/19	- 9	58-67	UW-OSHKOSH
2/21	+21	68-47	MARQUETTE
2/23	+44	81-37	UW-Green Bay
3/3	- 3	68-71	UW-Eau Claire+
3/5	-11	60-71	Marquette+

@Big Ten Tournament
 +WWIAC State Tournament

1977-78

Won 14, Lost 10 (Home-5-5; Away-9-5)
 UW Head Coach: Edwina Qualls
 Total home attendance: 12,231/10=1,223 avg.

12/3	+33	88-55	WESTMAR COLL., 2500*
12/10	+45	84-39	UW-EAU CLAIRE, 610
12/14	+51	106-55	DePAUL, 5000*
1/11	- 6	67-73	ILLINOIS-CHICAGO, 450
1/14	- 2	63-65	MICHIGAN STATE, 1500*
1/17	+58	100-42	NORTHERN ILLINOIS, 150
1/19	-16	49-65	Illinois-Chicago%
1/20	-14	65-79	Purdue%
1/25	-15	75-90	UW-LACROSSE, 552
1/28	- 6	61-67	Northwestern
1/31	+ 8	80-72	UW-Oshkosh
2/9	-15	48-63	Indiana
2/10	-25	48-73	Ohio State@
2/14	+16	71-55	Marquette
2/16	+43	78-35	UW-Milwaukee
2/18	+12	66-54	UW-WHITEWATER, 549
2/22	- 5	52-57	UW-STEVENS POINT, 470
2/25	+30	73-43	Carroll College
3/2	+42	88-46	UW-Eau Claire+
3/3	+ 4	68-64	UW-LaCrosse+
3/4	+ 7	75-68	UW-Oshkosh+
3/9	+11	92-81	Illinois State\$
3/10	-33	52-85	Ohio State\$
3/11	+ 1	65-64	Southern Illinois\$

%Saluki Invitational
 @Big Ten Tournament
 +WWIAC State Tournament

\$MAIAW Regional
 *Indicates double-header

1978-79

Won 13, Lost 11 (Home-7-3; Away-6-8)
 UW Head Coach: Edwina Qualls
 Total home attendance: 4,979/10=498 avg.


12/1	+ 6	76-70	William Penn
12/2	- 7	68-75	Iowa
12/6	- 6	66-72	Illinois-Chicago
12/9	+10	60-50	ILLINOIS, 884
12/13	+65	115-50	UW-MILWAUKEE, 418
1/5	+ 5	79-74	NEBRASKA, 535
1/12	- 7	73-80	Michigan
1/13	- 5	52-57	Michigan State
1/16	+10	85-75	UW-OSHKOSH, 321
1/20	+ 7	82-75 ^{OT}	PURDUE, 301
1/26	-14	62-76	IOWA STATE, 511%
1/27	+22	81-59	UW-STEVENS POINT, 521%
1/31	+13	73-60	UW-Stevens Point
2/8	- 8	45-53	Indiana&
2/14	+ 3	52-49	UW-Eau Claire
2/15	-20	63-83	UW-LaCrosse
2/17	- 7	52-59	INDIANA, 600
2/20	+23	67-44	MARQUETTE, 425
2/21	- 5	62-67	NORTHWESTERN, 463
2/24	+ 4	79-75	Western Michigan
2/25	-20	57-77	Detroit
3/1	+44	83-39	UW-Milwaukee+
3/2	+13	78-65	UW-Oshkosh+
3/3	-14	74-88	UW-LaCrosse+

%Badger Invitational
 @Big Ten Tournament
 +WWIAC State Tournament

1979-80

Won 11, Lost 16 (Home-4-4; Away-7-12)
 UW Head Coach: Edwina Qualls
 Total home attendance: 3,246/8=406 avg.

11/17	- 7	69-76	WESTERN ILLINOIS, 300
11/23	- 3	70-73	William Penn%
11/24	+15	76-61	St. Cloud State%
11/25	+ 7	67-60	Phillips University%
12/1	-17	51-68	Iowa
12/2	- 2	76-78	Drake
12/8	- 8	63-71	UM-DETROIT, 487
12/11	+12	84-62	UW-WHITEWATER, 262
1/7	+ 2	72-70 ^{OT}	Yale



Badger pioneers are represented by these 1970's alumni who helped lay the UW women's basketball foundation. Some were members of UW's first state championship team in 1978, and also brought the Badgers into the Big Ten Conference in 1982. L-R Linda Sielaff, Anne Saeman, Kris Hallisy, Debbie Ambruso, Linda Gough, Terry Huff, Ginny Vorwald, and former assistant coach Dennis Simpson and son.



The 1981-82 Badger team attended the first post season tournament in UW history winning the MAIAW Regional championship to earn an AIAW National tournament bid. The team won its first round game over Colorado before bowing out to Texas in the quarter-finals finishing with a 21-13 record. Team members clockwise from left: head coach Edwina Qualls, asst. coach Kathy Richey Walton, trainer Jan Tappan Hellwig, asst. coach Linda Gough, Manager Kathryn Rindy, asst. coach Dennis Simpson, Terry Huff, Lizbeth Finchem, Vivan Rorer, Debbie Ambruso, Carol Jones, Chris Pruitt, Linda Sielaf, Janet Huff, Theresa Theder, Michelle Lowman, Andrea Adams, Kris Hallisy, Faith Johnson.

1/9	- 2	61-63	Providence
1/11	+30	74-44	Princeton
1/13	+ 3	78-75	Southern Connecticut
1/14	-22	61-83	Queens College
1/18	-14	50-64	Indiana
1/19	- 8	62-70	Indiana State
1/23	-27	52-79	Northwestern
1/26	+ 8	65-57	MICHIGAN, 356
1/31	-14	57-71	Illinois State
2/1	-14	54-71	Illinois-Chicago
2/2	+10	84-74	Lincoln College
2/8	-14	66-80	MINNESOTA, 400@
2/15	+ 9	66-57	Purdue
2/16	-29	63-92	Illinois
2/20	- 7	57-64	UW-LaCROSSE, 423
2/22	+ 8	80-72	WESTERN MICHIGAN, 338
2/23	+ 6	68-62	ILLINOIS-CHICAGO, 680
3/6	-12	68-80	Ohio State\$

%William Penn Invitational
@Big Ten Tournament
\$MAIAW Regional

1/23	-17	53-70	Western Michigan
1/24	- 5	61-66	Eastern Michigan
1/27	+10	66-56	UW-LaCrosse
1/30	+10	86-76	INDIANA, 400
2/4	- 1	81-82	DePaul
2/6	+ 4	61-57	PURDUE, 400
2/7	+50	91-41	CHICAGO STATE, 195
2/13	+21	88-67	Iowa@
2/13	-11	68-79	Minnesota@
2/17	+25	82-57	Illinois-Chicago
2/20	- 4	71-75	Missouri
2/21	+ 8	69-61	Central Missouri
2/25	- 7	75-82	NORTHWESTERN, 450
2/27	- 5	52-57	ILLINOIS STATE, 100
3/7	-10	56-66	Minnesota
%Drake Turkey Invitational			
#Badger Invitational			
@Big Ten Tournament			

1981-82

Won 21, Lost 13 (Home-9-1; Away-12-12)
UW Head Coach: Edwina Qualls
Total home attendance: 4,873/11=443 avg.

Won 13, Lost 18 (Home-6-6; Away-7-12)
UW Head Coach: Edwina Qualls
Total home attendance: 4,408/12=367 avg.

11/15	+ 4	73-69	IOWA, 1200
11/22	+ 8	84-76	Western Illinois
11/28	-15	67-82	Wichita State%
11/29	+60	95-35	Chicago State%
11/30	-15	72-87	South Dakota%
12/3	+15	87-72	Northern Illinois
12/6	- 9	78-77	Michigan
12/12	+14	68-54	W. MICHIGAN, 200#
12/13	- 7	70-77	NORTHWESTERN, 200#
12/30	-12	62-74	MICHIGAN STATE, 175
1/3	- 4	58-62	Mississippi
1/5	- 7	70-77	Memphis State
1/6	- 2	76-78 ^{OT}	Union University
1/9	+23	83-60	INDIANA STATE, 225
1/17	-16	68-84	MINNESOTA, 653
1/18	-17	54-71	DRAKE, 210

11/18	-16	55-71	Illinois State
11/21	- 9	63-72	MINNESOTA, 475
11/27	-36	57-93	Drake%
11/28	+11	81-70	Western Illinois%
12/2	+ 3	74-71	NORTHERN ILLINOIS, 265
12/5	- 6	77-83	Indiana
12/8	+14	81-67	Loyola (Chicago)
12/10	+22	75-53	ILLINOIS-CHICAGO, 387
1/2	- 1	64-65	Georgetown
1/3	- 4	60-64	University of D.C.
1/5	-29	62-91	Maryland
1/9	+ 9	80-71	ILLINOIS, 537
1/13	+38	81-43	WESTERN ILLINOIS, 375
1/16	+55	97-42	Army#
1/17	+22	81-59	Dartmouth#
1/19	+54	82-28	NE ILLINOIS, 365
1/23	- 3	60-63	Minnesota
1/27	+ 6	70-64	DEPAUL, 345
1/29	+38	98-60	UW-LaCROSSE, 611

2/5	- 7	68-75	Indiana State
2/6	+ 3	64-61	Eastern Illinois
2/12	+14	78-64	Iowa@
2/12	-10	52-62	Northwestern@
2/20	-16	66-82	Northwestern
2/23	+13	66-53	UW-GREEN BAY, 421
2/26	+16	74-58	Western Michigan
2/27	-16	60-76	Michigan State
3/3	+14	78-64	Iowa
3/6	+ 1	78-77 ^{OT}	IOWA STATE, 712
3/11	+29	79-50	National College\$
3/12	+ 8	68-60 ^{OT}	Indiana State\$
3/13	+11	76-65	Miami of Ohio\$
3/21	+ 1	60-59	Colorado*
3/23	-12	61-73	#6 Texas*
%Drake Turkey Invitational			
#Dartmouth Invitational			
@Big Ten Tournament			
\$MAIAW Regional			
*AIAW National Championship			

1982-83

Won 19, Lost 8 (Home-9-4; Away-10-4)
(Big Ten Conference Finish—5th, 11-7)
UW Head Coach: Edwina Qualls
Total home attendance: 9,589/13=738 avg.
Big Ten attendance: 7,724/9=858 avg

11/26	+58	90-32	Illinois-Chicago
12/4	+13	77-64	WESTERN MICHIGAN, 950
12/5	+44	123-79	BRADLEY, 350
12/8	+14	69-55	UW-Green Bay
12/9	+51	88-37	NATIONAL COLLEGE, 200
12/22	+ 2	68-66	Loyola (Chicago)
12/28	+18	65-47	California-Irvine
12/30	- 4	62-66	Cal. St-Long Beach (2 ^{OT})
1/7	+ 3	58-55	Purdue
1/9	+ 3	91-88	Illinois
1/14	+18	77-59	MICHIGAN STATE, 350
1/16	+31	99-68	MICHIGAN, 570
1/21	+ 3	57-54	Northwestern
1/23	+21	68-47	Iowa
1/28	-13	60-73	Minnesota
2/4	-18	66-84	OHIO STATE, 1120
2/6	-12	61-73	INDIANA, 1387
2/11	-10	49-59	Indiana
2/13	-14	61-75	Ohio State
2/16	+ 2	77-75 ^{OT}	ILLINOIS STATE, 365
2/18	- 6	71-77	MINNESOTA, 816
2/23	+24	68-44	IOWA, 669
2/27	+ 9	81-72	NORTHWESTERN, 1312
3/4	+ 9	80-71	Michigan
3/6	+ 6	76-70	Michigan State
3/10	- 8	72-80	ILLINOIS, 950
3/12	+10	92-82	PURDUE, 550

1983-84

Won 18, Lost 10 (Home-12-1; Away-6-9)
(Big Ten Conference Finish—2nd, 13-5)
UW Head Coach: Edwina Qualls
Total home attendance: 9,776/13=752 avg.
Big Ten attendance: 8,673/9=964 avg.

11/26	- 1	73-74	Valdosta State%
11/27	- 2	61-63	Eastern Kentucky%
12/1	+16	75-59	Bradley
12/5	- 1	69-70	Illinois State
12/7	+ 7	71-64	ILLINOIS-CHICAGO, 350
12/10	+25	86-61	BALL STATE, 342
12/21	+28	76-48	NORTHERN IOWA, 265
12/23	+17	68-51	LOYOLA, 191
12/29	- 3	67-70	Cleveland State#
12/31	- 2	56-58	Fairfield#
1/6	+30	92-62	PURDUE, 472
1/8	+11	64-53	ILLINOIS, 934
1/13	+ 1	67-66	Michigan State
1/15	+13	77-63	Michigan
1/20	+10	80-70	NORTHWESTERN, 771

1/22	+ 1	50-49	IOWA, 1461
1/27	+ 4	63-59	MINNESOTA, 1026
2/3	-19	66-85	Ohio State
2/5	- 7	57-64	Indiana
2/10	+ 2	60-58	INDIANA, 909
2/12	+ 9	79-70	OHIO STATE, 1248
2/17	-11	51-62	Minnesota
2/24	- 9	37-46	Iowa
2/26	+ 3	57-54	Northwestern
3/2	- 1	63-64	MICHIGAN, 919
3/4	+20	88-68	MICHIGAN STATE, 933
3/8	+14	79-65	Illinois
3/10	+10	75-65	Purdue

%Kentucky Invitational
#Miami Classic

1984-85

Won 11, Lost 17 (Home-7-6; Away-4-11)
(Big Ten Conference Finish—tie for 7th, 6-12)
UW Head Coach: Edwina Qualls
Total home attendance: 8,562/13=659 avg.
Big Ten attendance: 6,225/9=692 avg.

11/17	-11	46-57	ILLINOIS STATE, 600
11/23	-33	54-87	Clemson%
11/24	- 3	64-67	Arizona%
11/28	+ 3	53-50	Loyola (Chicago)
12/1	+ 9	61-52	NORTHERN IOWA, 682
12/2	+ 9	61-52	WESTERN MICHIGAN, 431
12/7	-35	51-86	Louisiana Tech#
12/8	+17	76-59	Alabama-Birmingham#
12/14	+ 7	83-76	EASTERN ILLINOIS, 624
12/30	-10	66-76	Central Michigan
1/6	-18	58-76	NORTHWESTERN, 625
1/11	-13	53-66	OHIO STATE, 700
1/13	-24	51-75	INDIANA, 864
1/18	-21	59-70	Illinois
1/20	- 6	61-67	Purdue
1/25	- 1	58-59	MINNESOTA, 525
1/27	+11	65-54	IOWA, 1079
2/1	- 1	64-65	Michigan State
2/3	+ 9	81-72	Michigan
2/8	- 4	67-71	Indiana
2/10	-14	48-62	Ohio State
2/15	- 8	65-73	PURDUE, 680
2/17	+ 3	70-67	ILLINOIS, 572
2/22	-12	52-64	Iowa
2/24	- 9	70-79	Minnesota
3/1	+11	81-70	MICHIGAN, 504
3/3	+10	82-72	MICHIGAN STATE, 676
3/9	+ 3	89-86 ^{OT}	Northwestern

%Nebraska Tournament
#Lady Techster Invitational

1985-86

Won 4, Lost 24 (Home-2-12; Away-2-12)
(Big Ten Conference Finish—10th, 1-17)
UW Head Coach: Edwina Qualls
Total home attendance: 8,704/14=522 avg.
Big Ten attendance: 4,971/9=552 avg.

11/24	+ 5	74-69 ^{OT}	W. ILLINOIS, 479%
11/29	- 8	60-68	MIAMI OF OHIO, 379%
11/30	- 6	64-70	EASTERN ILLINOIS, 320
12/3	+27	72-45	Northern Iowa
12/6	-23	59-82	Virginia#
12/7	- 9	64-73	Pitt#
12/11	+16	71-55	Illinois-Chicago
12/13	-15	58-73	IOWA STATE, 680
12/22	- 7	57-64 ^{OT}	Illinois State
1/3	-11	57-68	LOYOLA, 477
1/5	- 4	64-68	Northwestern
1/10	-33	48-81	Ohio State
1/12	-19	46-65	Indiana
1/17	-13	69-82	ILLINOIS, 608
1/19	-15	57-72	PURDUE, 804
1/24	-17	58-75	Minnesota
1/26	-36	32-68	Iowa

1/31	- 3	55-58	MICHIGAN STATE, 320
2/2	- 5	67-72	MICHIGAN, 450
2/7	-28	37-65	INDIANA, 370
2/9	-35	50-85	OHIO STATE, 322
2/14	-22	57-79	Purdue
2/16	-16	53-69	Illinois
2/21	-14	47-61	IOWA, 706
2/23	+10	62-52	MINNESOTA, 614
2/28	-11	66-77	Michigan
3/2	-13	69-82	Michigan State
3/8	-15	72-87	NORTHWESTERN, 777

%Badger Invitational #Virginia Invitational

1986-87

Won 9, Lost 19 (Home-4-10; Away-5-9)
(Big Ten Conference Finish—tie for 8th, 4-14)
UW Head Coach: Mary Murphy
Total home attendance: 14,112/14=1,008 avg.
Big Ten attendance: 9,349/9=1,039 avg.

11/28	+ 5	73-68 ^{OT}	Cincinnati%
11/29	-13	56-69	Middle Tennessee State%
12/2	+ 7	86-79	Western Michigan
12/5	+12	75-63	BRADLEY, 863
12/7	- 9	68-77	BOWLING GREEN, 556
12/11	-22	75-97	DePAUL, 501
12/27	+23	84-61	ILLINOIS-CHICAGO, 673
12/30	+ 1	74-73	San Diego
1/2	-39	44-83	#14 IOWA, 1498
1/4	+ 8	81-73	MINNESOTA, 801
1/9	-15	67-82	#17 Illinois
1/11	- 8	62-70	Purdue
1/16	- 5	66-71	INDIANA, 1128
1/18	-40	49-89	#18 OHIO STATE, 1026
1/23	-24	53-77	Michigan State
1/25	+ 8	65-57	Michigan
1/30	-19	53-72	NORTHWESTERN, 959
2/1	-17	55-72	Loyola
2/6	-36	49-85	PURDUE, 896
2/8	-13	64-77	#19 ILLINOIS, 993
2/13	-33	62-97	#12 Ohio State
2/15	+ 2	48-46 ^{OT}	Indiana
2/20	+25	88-63	MICHIGAN, 868
2/22	-14	57-71	MICHIGAN STATE, 1180
2/27	-23	50-73	Northwestern
3/1	-10	70-80	NOTRE DAME, 2170+
3/5	-25	45-70	Minnesota
3/7	-22	56-78	#10 Iowa

%Cincinnati Omni Tournament

1987-88

Won 4, Lost 24 (Home-3-10; Away-1-14)
(Big Ten Conference Finish—10th, 2-16)
UW Head Coach: Mary Murphy
Total home attendance: 10,712/13=824 avg.
Big Ten attendance: 8,221/9=913 avg.

11/27	-20	66-86	Duke (No. 16)
11/29	- 6	75-81	UNC-Charlotte
12/4	-33	67-100	Florida State%
12/5	-26	60-86	Alabama-Birmingham%
12/9	- 1	60-61	UW-GREEN BAY, 842
12/11	-13	79-92	LAKE SUPERIOR ST., 529
12/13	+31	89-58	DETROIT, 715
1/3	- 9	63-72	St. Peter's College
1/5	-20	66-86	Fairleigh Dickinson
1/8	-20	59-79	#1 OWA, 1215
1/10	+ 8	75-67	Minnesota
1/15	+11	75-64	ILLINOIS, 819
1/17	-18	62-80	PURDUE, 1152
1/22	-22	49-71	Indiana
1/24	-30	54-84	#8 Ohio State
1/29	- 7	58-65	MICHIGAN STATE, 959
1/31	- 3	65-68	MICHIGAN, 861
2/5	-15	55-70	Northwestern
2/8	+13	85-72	LOYOLA, 408
2/12	-12	55-67	Purdue
2/14	-26	50-76	Illinois

2/19	-17	70-87	#9 OHIO STATE, 799
2/21	-24	53-77	INDIANA, 880
2/26	-35	51-86	Michigan
2/28	-10	58-68	Michigan State
3/4	-26	57-83	NORTHWESTERN, 766
3/9	- 2	71-73	MINNESOTA, 770
3/12	-48	50-98	#2 Iowa

%Florida State Tournament

1988-89
Won 13, Lost 14 (Home-10-4; Away-3-10)
(Big Ten Conference Finish—8th, 5-13)
UW Head Coach: Mary Murphy
Total home attendance: 13,700/14=979 avg.
Big Ten attendance: 10,575/9=1175 avg.

11/25	-57	62-119	#8 Stanford
11/27	+ 5	72-67	San Jose State
12/1	+12	78-66	MARQUETTE, 504
12/4	+11	73-62	WESTERN ILLINOIS, 695
12/7	+ 4	62-58 ^{OT}	Green Bay
12/11	+ 3	76-73	Detroit
12/13	+27	79-52	VALPARAISO, 597
1/3	+20	65-45	CHICAGO STATE, 683
1/6	-18	55-73	Indiana
1/8	-31	53-84	Ohio State
1/13	- 3	59-62	NORTHWESTERN, 981
1/15	-13	56-69	#9 Purdue
1/20	+ 2	71-69	MICHIGAN STATE, 963
1/22	+ 7	66-59	MICHIGAN, 1027
1/27	- 6	75-81 ^{OT}	Illinois
1/30	+14	72-58	ILLINOIS-CHICAGO, 586
2/3	-10	57-67	#7 IOWA, 1353
2/5	+17	78-61	MINNESOTA, 1273
2/10	- 3	63-66	Northwestern
2/17	-18	57-75	Michigan
2/19	- 4	67-71	Michigan State
2/26	+ 9	77-68	ILLINOIS, 2307
2/27	+14	81-67	#11 PURDUE, 711
3/3	-25	58-83	Minnesota
3/5	-26	52-78	Iowa (No. 9)
3/8	-16	61-77	#15 OHIO STATE, 783
3/11	- 5	80-85	INDIANA, 1177

1989-90

Won 8, Lost 20 (Home-5-9; Away-3-11)
(Big Ten Conference Finish—tie for 9th, 3-15)
UW Head Coach: Mary Murphy
Total home attendance: 15,478/14=1,106 avg.
Big Ten attendance: 11,699/9=1,300 avg.

11/24	- 1	65-66	Texas A & M%
11/25	-15	49-64	Drake%
11/28	+10	76-66	Illinois-Chicago
12/1	- 7	77-84	North Carolina#
12/2	+25	98-73	Bucknell#
12/5	- 2	58-60	UW-GREEN BAY, 850
12/12	+10	77-67	NEBRASKA, 560
12/30	-13	77-90	DARTMOUTH, 922
1/2	+30	93-63	CHICAGO STATE, 650
1/5	-12	80-92	INDIANA, 1130
1/7	- 8	64-72	OHIO STATE, 1288
1/12	-15	57-72	#25 Northwestern
1/16	+11	90-79	MARQUETTE, 797
1/19	-30	42-73	Michigan State
1/21	-17	51-68	Michigan
1/26	+ 9	86-77	ILLINOIS, 957
1/28	-20	72-92	#10 PURDUE, 1326
2/2	-32	52-84	#13 Iowa
2/4	+1	76-75	Minnesota
2/9	-11	62-73	#15 NU, 1011
2/16	- 5	56-61	MICHIGAN, 825
2/18	- 6	55-61	MICHIGAN STATE, 2606
2/23	-18	63-81	#15 Purdue
2/25	- 5	76-81	Illinois
3/2	+12	94-82	MINNESOTA, 925
3/4	-17	60-77	#11 IOWA, 1631
3/8	-21	57-78	Ohio State
3/10	- 7	69-76	Indiana

%Texas A & M Invitational
#Princeton Tournament

1990-91

Won 13, Lost 15 (Home-10-4; Away-3-11)
(Big Ten Conference Finish—7th, 7-11)
UW Head Coach: Mary Murphy
Total home attendance: 16,915/14=1,208 avg.
Big Ten attendance: 13,470/9=1,497 avg.

11/23	- 8	91-99 ^{OT}	#13 Washington%
11/24	+ 3	80-77	Gonzaga%
11/28	- 9	87-96	IOWA STATE, 615
12/1	+23	99-76	UW-MILWAUKEE, 720
12/4	-16	75-91	UW-Green Bay
12/7	+ 6	80-74 ^{OT}	Nebraska
12/9	+ 8	101-93	Creighton
12/12	+16	79-63	ILLINOIS-CHICAGO, 503
12/30	-10	73-83	ILLINOIS STATE, 1047
1/2	+11	78-67	#15 IOWA, 979
1/6	+25	102-77	MINNESOTA, 1241
1/11	-16	73-89	Michigan State
1/13	-21	69-90	Michigan
1/18	- 1	85-86	#15 NU, 1005
1/22	+24	90-66	CHICAGO STATE, 560
1/25	+ 9	90-81	ILLINOIS, 1005
1/27	-10	87-97	#6 PURDUE, 1621
2/1	-17	86-103	Indiana
2/3	- 5	76-81 ^{OT}	Ohio State
2/8	+13	101-88	MICHIGAN, 1023
2/10	+ 3	78-75	#23 MICHIGAN ST, 3137
2/15	-21	72-93	#19 Northwestern
2/22	-40	53-93	#6 Purdue
2/24	-15	73-88	Illinois
3/1	+15	92-77	OHIO STATE, 1357
3/2	+ 5	80-75	INDIANA, 2102
3/7	-14	62-76	Minnesota
3/9	- 9	76-85 ^{OT}	#24 Iowa

%Colorado Coors Classic

1991-92

Won 20, Lost 9 (Home-12-3; Away-8-6)
(Big Ten Conference Finish—3rd, 13-5)
UW Head Coach: Mary Murphy
Total home attendance: 30,278/13=2,329 avg.
Big Ten attendance: 27,102/9=3,011 avg.

11/24	+14	84-70	Iowa State
11/26	+15	83-68	CREIGHTON
11/29	+ 7	70-63	#11 Auburn%
11/30	- 3	62-65	Utah%
12/7	- 1	69-70	SOUTHERN ILLINOIS
12/10	+22	90-68	UW-MILWAUKEE
12/13	+43	112-69	WESTERN ILLINOIS, 3944+
12/30	+14	69-55	Illinois State
1/4	+24	79-53	Northeastern Illinois
1/10	-25	52-77	Indiana
1/12	+11	90-79	Ohio State
1/17	+15	73-58	MICHIGAN STATE, 1271
1/19	+27	93-66	MICHIGAN, 2224
1/24	+ 6	65-59	Illinois
1/26	-26	56-82	#12 Purdue
1/31	+ 2	91-89	#22 NU, 1925
2/2	-11	75-86	#8 Penn State
2/7	+16	74-58	#5 IOWA, 2708
2/9	+10	82-72	MINNESOTA, 4308
2/14	+24	84-60	Michigan
2/16	+15	73-58	Michigan State
2/21	+11	80-69	#9 PURDUE, 5005
2/23	+14	73-59	ILLINOIS, 3606
2/28	-11	80-91	Northwestern
3/6	+ 1	83-82	Minnesota
3/8	-27	36-63	#8 Iowa
3/11	- 6	72-78	OHIO STATE, 2340
3/14	+10	77-67	INDIANA, 3715
3/18	-11	74-85	MONTANA, 8353 #

%Utah Tournament

NCAA Tournament First Round

1992-93

Won 7, Lost 20 (Home-5-8; Away 2-12)
(Big Ten Conference Finish—10th, 4-14)
UW Head Coach: Mary Murphy
Total home attendance: 20,310/12=1,692 avg.
Big Ten attendance: 16,891/9=1,877 avg.

12/1	+ 1	63-62	UW-GREEN BAY, 1012
12/8	+16	82-66	CHICAGO STATE
12/11	- 6	59-65	Oklahoma State%
12/12	+20	83-63	Tennessee Martin%
12/15	- 1	77-78	UW-MILWAUKEE, 892
12/28	-26	67-93	WAKE FOREST, 1513
12/30	- 2	79-81	Southern Illinois
1/2	-10	71-81	Santa Clara
1/4	- 2	69-71	San Francisco
1/8	-26	39-65	#5 Iowa
1/12	+ 3	75-72	MINNESOTA, 685
1/15	+ 8	75-67	MICHIGAN STATE, 1601
1/17	+ 6	73-67	MICHIGAN, 1851
1/22	- 7	74-81	Illinois
1/24	-17	64-82	Northwestern
1/29	- 4	66-70	#4 OHIO STATE, 1908
1/31	-17	73-90	#6 PENN STATE, 2007
2/7	-23	49-72	Purdue
2/12	+ 4	79-75	Michigan
2/14	-14	67-81	Michigan State
2/19	-13	90-103	NORTHWESTERN, 1602
2/21	-10	74-84	ILLINOIS, 3091
2/26	-37	58-95	#7 Ohio State
2/28	-29	66-95	#6 Penn State
3/5	- 7	72-79	INDIANA, 1973
3/7	-20	57-77	PURDUE, 2175
3/10	-35	56-91	Minnesota

%Memphis Tournament

1993-94

Won 13, Lost 14 (Home-9-6; Away-4-8)
(Big Ten Conference Finish—9th, 6-12)
UW Head Coach: Mary Murphy
Total home attendance: 26,553/15=1,770 avg.
Big Ten attendance: 19,478/9=2,164 avg.

11/26	-10	72-82	TOLEDO, 1990
11/28	+27	80-53	WESTERN ILLINOIS, 960
12/4	-22	55-77	Notre Dame%
12/5	+34	94-60	Wagner College%
12/9	+50	108-58	UW-MILWAUKEE, 901
12/11	+38	85-47	NE ILLINOIS, 836
12/13	+31	101-72	Illinois-Chicago
12/30	+14	79-65	UTAH, 1478
1/3	+ 9	75-64	UW-GREEN BAY, 954
1/7	- 7	67-74	#2 IOWA, 2,641
1/9	- 5	84-89	Minnesota
1/14	- 3	59-62	Michigan State
1/16	+ 1	64-63	Michigan
1/21	+22	81-59	ILLINOIS, 1356
1/23	-16	85-101	#19 NU, 1790
1/28	+ 9	99-90	#17 Ohio State
1/30	-20	53-73	#1 Penn State
2/6	- 7	64-77	#12 PURDUE
2/11	+ 9	75-64	MICHIGAN, 1545
2/13	+ 7	92-85	MICHIGAN STATE, 2283
2/18	-25	54-79	Northwestern
2/20	- 3	79-82	Illinois
2/23	-29	59-88	#2 PENN STATE, 790
2/27	+ 3	73-70	OHIO STATE, 4805
3/4	- 2	64-66	Indiana
3/6	-48	45-93	#10 Purdue
3/8	-11	71-82	MINNESOTA, 1640

%Brown University Tournament

1994-95

Won 20, Lost 9 (Home 11-1; Away 9-8)
(Big Ten Conference Finish—3rd, 11-5)
UW Head Coach: Jane Albright-Dieterle
Total home attendance: 59,329/12=4,944
Big Ten attendance: 52,686/8=6,586

11/25	+25	77-52	Baylor %
11/26	+ 7	80-73	St. Mary's CA %
11/29	+27	79-52	WESTERN ILLINOIS, 1083
12/2	- 3	77-80	Southern Methodist **
12/3	+16	84-68	St. Mary's CA **
12/7	- 9	59-68	UW-Green Bay
12/10	+ 3	71-68	Toledo
12/15	+18	79-61	ILL-CHICAGO, 1002



The 1991-92 team had the distinction of being the first Badger women's team to attend the NCAA championship losing to Montana in first round action at the Field House to conclude a 20-9 season. Front Row L-R: Robin Threatt, Peggy Shreve, Kim Martin, Mynette Clark, Michele Kozelka, Kesa Dillon, Dolly Rademaker, Sharon Johnson, Camille Williams; Back Row: head coach Mary Murphy, Gina Edmonds, Shelly Rucinski, Jen Waterman, Heather Bostrom, Rebecca Leet, Amber Landrigan, Barb Franke, asst. coaches Donna Freitag and Jon Cain, trainers Wendy and Robin Moore



In 1995, Jane Albright's first team qualified for the school's second NCAA Championship and was the first team to win a first-round game defeating Kansas on a last second shot before losing to Texas Tech. Members include: Front Row L-R Karie Cattanach, Sharon Johnson, Stacy Riemer, Keisha Anderson, Cousin It, Camille Williams, Kesa Dillon, Jenni Westphal, Barb Franke; Back Row: Tracy Winkler, Ann Klapperich, Katie Voigt, Jenny Rhodes, Michele Burkholder.

12/28	+14	85-71	Michigan
12/31	+19	74-55	W. MICHIGAN, 1,376
1/3	+16	78-62	INDIANA, 1615
1/6	+10	72-62	IOWA, 2730
1/8	+7	76-69	#22 OHIO STATE, 3933
1/13	-10	68-78	Michigan State
1/20	+13	76-73	Minnesota
1/22	+29	76-47	ILLINOIS, 7036
1/27	-2	66-68	#19 Purdue
1/29	-3	55-58	#10 Penn State
2/3	+7	63-56	NORTHWESTERN, 4759 ..
2/5	+1	79-78 ^{OT}	MINNESOTA, 9346
2/9	+22	88-66	MARQUETTE, 3545
2/12	-4	62-78	MICHIGAN ST, 11,500
2/17	+5	81-76	Ohio State
2/19	+7	62-55	Iowa
2/24	-2	61-63	Indiana
2/26	+16	80-64	MICHIGAN, 10,908
3/4	-8	79-87	Michigan State @
3/16	+1	73-72	#23 Kansas #
3/18	-23	65-88	#5 Texas Tech #

% St. Mary's Thanksgiving Classic

**Arkansas Dial Classic

@ Big Ten Tournament

NCAA Tournament

1995-96

Won 21, Lost 8 (Home-10-2; Away-11-6)
(Big Ten Conference Finish—3rd, 12-4)
UW Head Coach: Jane Albright-Dieterle
Total home attendance: 94,604/12=7,884 avg.
Big Ten attendance: 67,464/8=8,433 avg.

11/28	+19	83-64	Western Michigan
11/30	+4	82-78	DRAKE, 4524
12/2	+20	84-64	Austin Peay**
12/3	-8	69-77	#10 Texas Tech **
12/7	+37	82-45	Western Illinois
12/9	+49	92-43	ILLINOIS STATE, 6631
12/13	+27	83-56	UW-GREEN BAY, 4479 (c)
12/27	+41	89-48	MICHIGAN, 7556
12/29	+10	81-71	INDIANA, 7338
1/5	-20	48-68	#11 Iowa
1/7	+6	75-69	Ohio State
1/9	+24	87-63	Marquette
1/12	+23	82-59	MICHIGAN STATE, 7011
1/16	+27	95-68	Northern Iowa
1/19	+35	85-50	MINNESOTA, 6897

1/21	+1	68-67	Illinois
1/26	+3	98-95(2 ^{OT})	#21 PURDUE, 7140
1/28	+18	87-69	#10 PENN STATE, 10,505

2/2	+1	69-68	#23 Northwestern
2/4	+34	98-64	Minnesota
2/8	-11	61-72	#6 TENNESSEE, 11,506
2/11	-11	65-76	Michigan State
2/16	+12	79-67	OHIO STATE, 9495
2/18	-4	63-67	#7 IOWA, 11,522
2/23	-14	68-82	Indiana
2/25	+25	88-63	Michigan
3/2	-14	58-72	Ohio State@
3/15	+14	74-60	Oregon#
3/17	-14	82-96	#12 Vanderbilt # ESPN

**Texas Tech Lady Raider Classic
(C) 12/13 game at Dane County Coliseum
@ Big Ten Tournament
NCAA Tournament

1996-97

Won 16, Lost 11 (Home-9-3; Away-7-8)
(Big Ten Conference Finish—T6th, 8-8)
UW Head Coach: Jane Albright-Dieterle
Total home attendance: 102,426/12=8,536 avg.
Big Ten attendance: 70,792/8=8,849 avg.

11/22	+8	77-69	Drake
11/24	+32	95-63	UW-MILWAUKEE, 8657
11/29	+10	78-68	UC-Irvine**
11/30	+5	100-95	UC-Santa Barbara**
12/3	+47	97-50	NORTHERN IOWA, 6460
12/5	+12	68-56	UW-Green Bay
12/9	+12	81-69	#10 Notre Dame
12/13	-7	67-74	#4 GEORGIA, 9683
12/27	+6	83-77	ESPN2
12/29	-6	67-73	#15 PENN STATE
1/3	+17	69-52	ILLINOIS, 8746
1/5	+6	69-63	PURDUE, 8665
1/5	+6	69-63	Iowa PRIME/FOX
1/12	-2	72-74	Indiana
1/17	+10	77-67	NORTHWESTERN, 8350
1/19	+5	67-61	OHIO STATE, 11,212
1/24	+5	77-72	Michigan

1/26	+27	84-57	MINNESOTA, 7260
1/30	-11	53-64	Michigan State
2/2	-31	62-93	Northwestern
2/4	-4	74-78	#9 Tennessee
2/7	-5	54-59	INDIANA, 8873
2/11	+39	103-64	CLEVELAND STATE, 6831
2/14	+3	59-56	IOWA, 9638
2/16	-19	43-62	Purdue
2/21	-4	78-82	#17 Illinois
2/23	-28	62-90	Penn State
2/28	-5	75-80	Minnesota First Rnd @

**UC-Santa Barbara Tournament

@ Big Ten Tournament

1997-98

Won 21, Lost 10 (Home-11-1; Away-10-9)
(Big Ten Conference Finish—6th, 9-7)
UW Head Coach: Jane Albright-Dieterle
Total home attendance: 125,464/12=10,455 avg.
Big Ten home attendance: 99,797/8=12,475 avg.

11/21	+8	90-82	STANFORD, 6927
11/25	+32	72-70	UW-Milwaukee
11/28	+41	92-51	SW Louisiana **
11/39	+17	97-80	Maine **
12/6	+8	77-69	Illinois State
12/8	+12	89-77	NOTRE DAME, 6225
12/10	+18	81-63	UW-GREEN BAY, 5907
12/18	+13	84-71	Manhattan %
12/19	+20	83-63	Mississippi %
12/20	-21	66-87	#1 Tennessee, ESPN2
12/28	-15	71-86	Penn State
12/30	-8	75-83	#13 Illinois
1/4	+10	74-64	#17 Georgia CBS
1/6	-5	65-70	#23 Purdue
1/9	+15	75-60	INDIANA, 6972
1/11	+14	80-66	#19 W. KENTUCKY, 6608
1/16	+5	70-65	Northwestern
1/18	-12	54-66	Ohio State
1/20	-3	63-66	IOWA, 16,296
1/23	+16	79-63	MICHIGAN, 10,295
1/25	+13	67-54	Minnesota
1/30	+7	72-65	MICHIGAN STATE, 9807
2/1	+31	95-64	NORTHWESTERN,

16,329 (Big Ten Single Game Attendance Record)

2/6	-1	55-56	Indiana
2/13	-11	76-87	Iowa
2/23	+11	80-69	PURDUE, 16,236
2/20	+4	73-69	#9 ILLINOIS, 11,267
2/22	+8	83-75	PENN STATE, 12,595
2/27	+18	65-47	Minnesota First Rnd @
2/28	-9	70-79	Michigan Second Rnd @
3/14	-11	64-75	Virginia Tech First Rnd \$

**Dead River Co. Classic Tournament, Orono, ME

% Northern Lights Tournament, Anchorage, AK

@ Big Ten Tournament

\$ NCAA Tournament

1998-99

Won 18, Lost 14 (Home-15-3; Away-2-9; Neutral-1-2)

Big Ten Conference Finish—T4th, 9-7

UW Head Coach: Jane Albright-Dieterle

Total home attendance: 136,182/18=7,566 avg.

Total home attendance (reg season):

118,561/14=8,468

Big Ten home attendance: 71,504/8=8,938 avg.

11/15	+18	87-69	BOWLING GREEN, 7639
11/17	+5	71-66	UW-MILWAUKEE, 6559
1/20	+13	103-90/OT	#22 UC-SB, 7794
11/22	+8	60-52	UW-GREEN BAY, 7093
11/29	-12	66-78	#25 Stanford
12/3	-8	73-81	MARQUETTE, 7588
12/5	-14	70-84	#12 Texas Tech *
12/6	+29	86-57	Florida A&M *
12/10	-12	71-83	Western Kentucky
12/28	+11	70-59	MINNESOTA, 8760

12/30	-18	72-90	Illinois
1/3	+7	79-72	IOWA, 8379
1/5	-15	55-70	#23 Ohio State
1/8	-3	74-77	Michigan State
1/10	-4	65-69	Indiana
1/15	+6	71-65	MICHIGAN, 8108
1/17	-16	62-78	#13 RUTGERS, 10,384
1/22	+19	80-61	NORTHWESTERN, 8213
1/24	-20	56-76	#3 Purdue
1/29	-30	61-91	#21 Penn State
1/31	+24	70-46	Michigan
2/5	-2	71-73/OT	#18 PENN STATE, 9163
2/7	+5	73-68/OT	MICHIGAN STATE, 9070
2/12	+4	83-79/OT	OHIO STATE, 9077
2/19	+4	82-78/OT	ILLINOIS, 10,734
2/21	+13	69-56	Minnesota
2/27	-9	61-70	Ohio State First Rnd @
3/11	+37	80-43	INDIANA STATE, 2890 ..
			First Rnd \$
3/14	+22	107-85	SIENA, 2949
			Second Rnd \$

3/17	+1	70-69/OT	MICHIGAN STATE, 5490
			Third Rnd \$
3/20	+19	92-73	MEMPHIS, 6292
			Semifinals \$
3/23	-3	64-67	Arkansas
			Championship Final \$
			* Gene Hackerman Rice Invitational, Houston, TX
			@ Big Ten Tournament
			\$ WNIT Tournament

Home games are indicated in capital letters

Wisconsin's All-Time Program Marks and Coaching Records

Year	Overall (Pct.)	Home	Away (BT away)	Big Ten	BT Finish	Regional	Nationals
Coach: Marilyn Harris (two years—16-20 .444)							
1974-75	11-7 (.611)	6-2	5-5				
1975-76	5-13 (.277)	3-4	2-9				
Coach: Edwina Qualls (ten years—131-141 .482; Big Ten Record 31-41 .430)							
1976-77	7-14 (.333)	3-4	4-10		8th (Tie)		
1977-78	14-10 (.583)	5-5	9-5		7th (Tie)	MAIAW-5th (Tie)	
1978-79	13-11 (.541)	7-3	6-8		7th (Tie)		
1979-80	11-16 (.407)	4-4	7-12		5th (Tie)	MAIAW-7th (Tie)	
1980-81	13-18 (.419)	6-6	7-12		5th (Tie)		
1981-82	21-13 (.618)	9-1	11-12		5th (Tie)	MAIAW-1st	Quarterfinals (AIAW)
1982-83*	19-8 (.704)	9-4	10-4 (6-3)	11-7 (.611)	5th		
1983-84	18-10 (.642)	12-1	6-9 (5-4)	13-5 (.722)	2nd		
1984-85	11-17 (.393)	7-6	4-11 (2-7)	6-12 (.333)	7th (Tie)		
1985-86	4-24 (.143)	2-12	2-12 (0-9)	1-17 (.055)	10th		
Coach: Mary Murphy (eight years—87-135 .392; Big Ten Record 44-100 .646); NCAA 0-1							
1986-87	9-19 (.321)	4-10	5-9 (2-7)	4-14 (.222)	8th (Tie)		
1987-88	4-24 (.143)	3-10	1-14 (1-8)	2-16 (.111)	10th		
1988-89	13-14 (.481)	10-4	3-10 (0-9)	5-13 (.277)	8th (Tie)		
1989-90	8-20 (.286)	5-9	3-11 (1-8)	3-15 (.166)	9th (Tie)		
1990-91	13-15 (.464)	10-4	3-11 (0-9)	7-11 (.388)	7th		
1991-92	20-9 (.690)	12-3	8-6 (5-4)	13-5 (.722)	3rd	NCAA-West	1st round (NCAA)
1992-93	7-20 (.259)	5-8	2-12 (1-8)	4-14 (.222)	10th		
1993-94	13-14 (.481)	9-6	4-8 (2-7)	6-12 (.333)	9th		
Coach: Jane Albright-Dieterle (five years—96-52 (.648); Big Ten Record 49-31 (.612); NCAA 2-3							
1994-95	20-9 (.690)	11-1	9-8 (4-4)	11-5 (.688)	3rd	NCAA-Midwest	2nd round (NCAA)
1995-96	21-8 (.724)	10-2	11-6 (5-3)	12-4 (.750)	3rd	NCAA-Mideast	2nd round (NCAA)
1996-97	16-11 (.593)	9-3	7-8 (2-6)	8-8 (.500)	T6th		
1997-98	21-10 (.677)	11-1	10-9 (2-6)	9-7 (.562)	6th	NCAA-West	1st Round (NCAA)
1998-99	18-14 (.518)	15-3	3-11 (2-6)	9-7 (.562)	T4th	WNIT Runner Up Champions (4-1 rec.)	

Program Totals	25 years	330-348 (.486)
Big Ten Totals	17 years	124-172 (.419)
Home Totals	25 years	187-116 (.617)

* 1982-83 was the first season of Big Ten Round Robin Competition and the first season of NCAA affiliation. 1994-95 was the first year for the Big Ten Tournament which determines the automatic conference qualifier to the NCAA Championship. Regional competition was held from 1975-82, while national championships were directed by the Association of Intercollegiate Athletics for Women (AIAW) prior to sponsorship by the NCAA. NCAA Subregionals began in 1995.



The Kohl Center	107
Badger Travels	110
World and USA	
About Wisconsin	113

Badgers Tour Australia

KOHL CENTER

BadgerBall's New Home



The Kohl Center replaced the UW Field House (1929) as the venue for UW basketball in January of 1998. A replica of the crest on the Field House was installed on the front fascia of the Kohl Center. The 10,000-pound crest welcomes fans to the 17,142-seat facility that also serves the university and the community for special events. The Kohl Center conveniently houses all aspects of BadgerBall including coaches offices, locker, study and training areas, practice and competitive facilities.

The Kohl Center



Wisconsin's new multipurpose athletic center is state-of-the-art with a capacity of up to 17,142 seats. BadgerBall's tipoff was Jan. 20, 1998, with Wisconsin averaging 13,260 in seven home games that first year. The facility provides the opportunity to host stage shows, concerts and athletic events such as the 1998 Division I NCAA Women's Volleyball Championship which was held in December of 1998.

The Kohl Center is the happy home for the UW Women's Basketball team having had its inaugural opening Jan. 20, 1998 with a declared sellout vs. the University of Iowa. At the current pace of success established by the women hoopsters, the Kohl Center could very well become the home of the first Wisconsin women's basketball Big Ten championship team.

Since opening, the building has met with much success. Areas specific to the UW women's program were designed by the Wisconsin coaches with the women's program in mind. From computers to lounge areas to audio/video systems, the Kohl Center provides a competitive floor,



"The Kohl Center represents a tremendous advantage for University of Wisconsin basketball. It provides us with a state-of-the art facility right on campus and convenient for our student-athletes and fans. The interior structure and proximity of the crowd to the court are particularly pleasing in duplicating the exciting atmosphere we had at the UW Field House. This building has helped ensure our basketball program will take its place among the nation's elite."

Badger Coach Jane Albright

The Kohl Concourse is the main entry to the lower seating bowl and the suites. 'The Mendota Wall', a glass sculpture valued at over \$1 million and created by world renowned artist and former UW graduate, Dale Chihuly, is shown above the crowd at gate A of the Kohl Center.

practice and study areas all in one place. The coaching offices are also located at the Kohl Center.

Major Benefactors

The building is named for U.S. Sen. Herb Kohl (D-Wisconsin), a 1956 graduate of the UW-Madison, who donated \$25 million to the project. Kohl's gift is the single largest private donation in University history. Kohl earned his Bachelor of Science degree in American Institutions from Wisconsin-Madison.

Former all-Big Ten basketball player Albert "Ab" Nicholas and his wife, Nancy Johnson Nicholas, pledged \$10 million toward the project. The facility's practice gymnasium is named the Nicholas-Johnson Pavilion and Plaza. Nicholas received his B.S. and M.B.A. degrees from the UW-Madison.

The Kellner family—Jack F. and his sons, Ted and Jack W. of Milwaukee gave \$2.5 million. All three Kellners received degrees from the University of Wisconsin-Madison.

Capacity

The Kohl Center will seat 17,142 for basketball. That figure includes 7,500 seats in the lower seating bowl and 4,500 in each of the two balconies. The unique design of the Kohl Center (with two overhanging balconies) guarantees that all fans will be

close to the playing floor with excellent site lines. The facility seats approximately 14,000 for hockey, and between 15,000 and 17,000 for concerts.

Spacious Locker Rooms

The Kohl Center includes lockers for UW men's and women's basketball and hockey. Four other locker rooms (for visitors or multiple teams during WIAA tournaments) also are in the arena.

The 2,200 square-foot, state-of-the-art locker areas have been designed with the needs of student-athletes in mind including team organizational meetings, an athletes' social area, and study carrels. The athletes have a lounge area with sound system, video room, computers available in the study room, and, of course, a spacious dressing and shower area complete with multiple outlets and lighted mirrors.


Practice Pavilion

The Nicholas-Johnson Pavilion will house three full-size basketball courts to be used for practice sessions when the Kohl Center

is booked for other events. Pre-game booster club functions are also scheduled in the practice gym.

Check List of Team and Fan Amenities


- For the Athletes: Huge locker-rooms that include attached lounges, video/meeting rooms, and study areas with practice facility attached.
- For the Coaches: Spacious offices with westward views of the campus including the Field House and Camp Randall Stadium.
- For the Support Areas: Sports medicine, sports information, concessions/catering, and physical plant have ample and convenient work areas. The UW ticket office has totally relocated to new offices in the Kohl Center.
- For the Fans and Suites: A state-of-the-art sound system has been implemented in the Kohl Center and TV monitors (capable of showing replays) are wired to the suites and above concessions stands



throughout the building.

- For the Fans: Extra-wide concourses (two), a number of food courts on both levels, numerous restrooms and merchandise outlets.
- Also For the Fans: The cantilever design replicates the overhang effect of the former Field House (1929) without the obstructions. Sightlines are tremendous from every seat. At center court, you can look up at three ascending, cheering spectator areas—an awesome and intimidating sight for our opponents.

The \$76 million Kohl Center opened in January of 1998. The arena is located on campus and has become a major showcase for Madison's cultural and sporting events. Shown below is the women's locker room and (left) the auxiliary practice facility; above is the student-athletes lounge area.

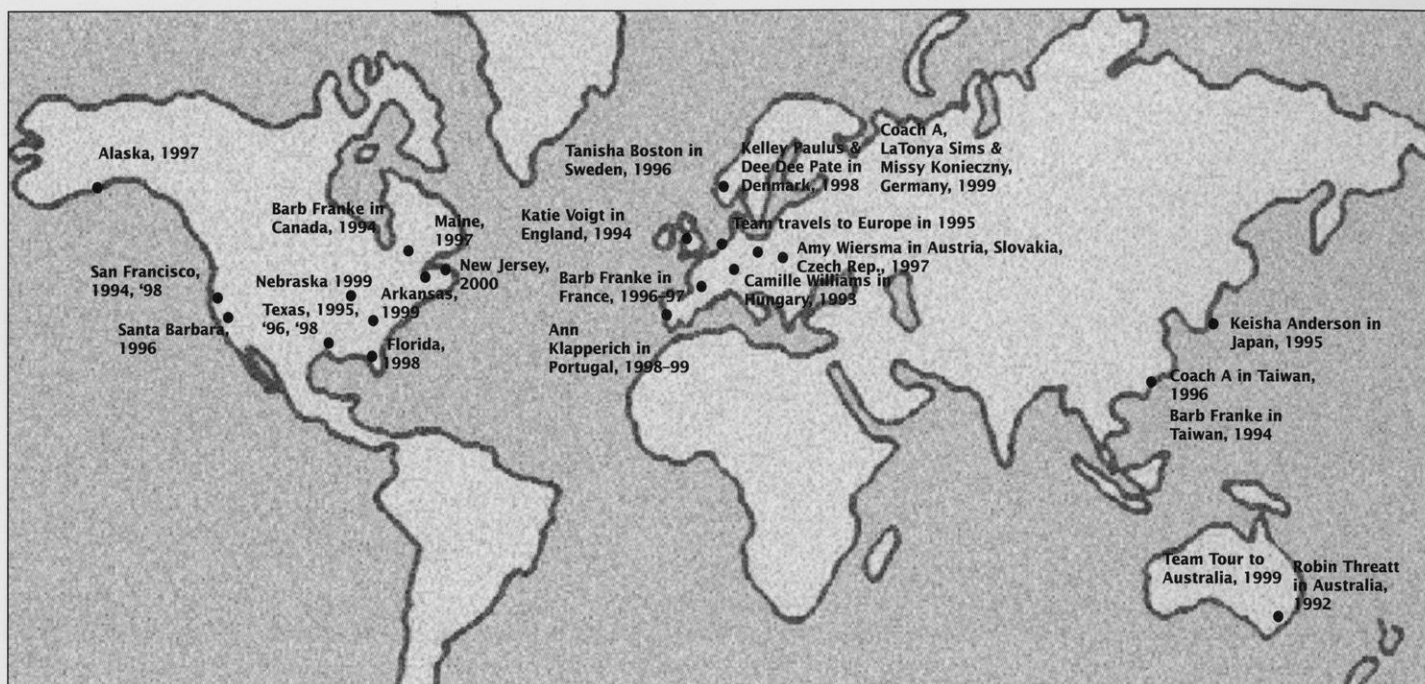


"The Kohl Center provides a showcase of what we want to be. John Wooden said what took his program to the next level before he won all of his national championships was Pauley Pavilion. Very simply, it affected the recruiting. People wanted to come and play in that building. This is state of the art. It is one of the top places to play in the country."

Badger Coach Jane Albright



Badgers Make Their World Mark



Members of the BadgerBall family have made their mark on the world of basketball. In 1996, Jane Albright returned victorious from Taiwan where she was the gold medal winning head coach for the Jones Cup team. Other members of the UW team have taken world tours as Big Ten all-Stars visiting such countries as Belgium, Denmark, England, Germany, Japan, Sweden, Austria, Hungary, Australia, Slovakia and the Czech Republic. Team travels have included the Northern Lights Invitational in Anchorage, Alaska in 1997. Wisconsin took its second foreign tour in May of 1999 to Australia visiting Sydney, touring the 2000 Olympic venue, diving at the Great Barrier Reef, and competing in four games in a 14-day tour. The team will tour New York City in November of 1999 on its trip to Rutgers.

BadgerBall mania has swept the State of Wisconsin and the world. Members of the Wisconsin team have participated in a number of world basketball tours. Current team members LaTonya Sims, Kelley Paulus, Dee Dee Pate and Missy Konieczny were members of the foreign-touring Big Ten all-Star teams. Sims and Konieczny joined Coach Albright touring with the 1999 Big Ten all-Stars to Germany


and Belgium. Paulus and Pate visited Denmark. Since its first tour in 1992, the Big Ten all-star team has also competed in Australia as well as a number of European countries and in Japan.

USA basketball tours also provide the opportunity to travel abroad. Head Coach Jane Albright returned from Taiwan in 1996, where her Jones Cup team brought home the gold medal. Former Badger Barb Franke also competed in Taiwan and Canada as a member of two different USA teams.

Wisconsin is able to take a foreign tour every four years according to NCAA rules. The Badgers had the trip of a lifetime in 1999 spending 14 days seeing the sights of Australia while playing four games. BadgerBall had its first foreign tour in 1995 playing a four-game schedule while traveling to Paris, France, Antwerp, Belgium and London, England.



Several Badgers enjoy diving and snorkeling at the Great Barrier Reef during the team's 1999 tour of Australia.



Coach Jane Albright served as the head coach of the 1996 USA R. William Jones Cup team which competed over an 11-day period in Taiwan bringing home the gold medal with a perfect 9-0 record.

BadgerBall's Latest Team Tour-AUSTRALIA '99

Badgers Abroad



ABOVE: UW'S Keisha Anderson, formerly of the ABL's Colorado Xplosion, was part of the Big Ten all-Star team that toured Japan in 1995.

TOP RIGHT: Kelley Paulus and Dee Dee Pate joined the Big Ten all-Star tour in 1998 visiting Denmark and Sweden.

RIGHT: Amy Wiersma (at bottom right of pyramid) was the leading rebounder of the Big Ten all-Star team that toured Austria, Slovakia, and Czechoslovakia during the summer of 1997.

BOTTOM RIGHT: The Badgers visited the Eiffel Tower in Paris on their 10-day European tour. The team also visited the Louvre, Arc de Triomphe, the boulevard Champs-Élysées, Notre Dame Cathedral, the Panthéon, and Sacré-Cœur.

BELOW: Jane Albright (second from left) poses with the Jones Cup USA Basketball team that won the gold medal in Taiwan in 1996.





The Badgers have traveled coast-to-coast and to Alaska in search of the best competition and adventure. The juniors choose the tournament location for their senior season. Last Thanksgiving, the team went to the Maine Tournament in Orono to meet author Stephen King, a huge fan of women's basketball.

Cities and States Where BadgerBall has Played (since 1994)

Alaska

Anchorage

Arkansas

Fayetteville

California

Palo Alto
San Francisco
Santa Barbara

Florida

Gainesville

Georgia

Athens

Illinois

Bloomington
Champaign*
Chicago
Evanston*
Macomb

Iowa

Cedar Falls
Des Moines
Iowa City*

Indiana

Bloomington*
Indianapolis
Notre Dame
West Lafayette*

Maine

Orono

Michigan

Ann Arbor*
East Lansing*
Kalamazoo

Minnesota

Minneapolis*

Nebraska

Lincoln

New Jersey

Piscataway

Ohio

Columbus*
Toledo

Pennsylvania

State College*

Tennessee

Knoxville
Nashville

Texas

Houston
Lubbock

Wisconsin

Green Bay
Madison
Milwaukee

*Big Ten City

"Travel and the opportunity to be together in discovery situations is an important survival test. Players learn from each other and the coaches learn about the players. It's a win-win opportunity, and a lot of fun besides."

Jane Albright

Welcome to the University of Wisconsin



The Wisconsin Experience

A World Class University	2
UW-Madison's Colleges	2
A Scenic Campus	3
The Madison Community	3
Where Wisconsin Ranks	4
UW-Madison Sets the Pace	5
Administration	6
Wisconsin's Athletics	8
Big Ten Composite Rankings	8
Big Ten and National Titles	9
NCAA Championships	9
Academic & Student Services	10
Fetzer Academic Center	10
Tuition Information	11
Endowed Scholarships	11
Sports Medicine	12
Sports Information	13
Athletes and Community Service	13
Wisconsin Sports Facilities	14
Wisconsin Traditions	16

The Wisconsin Experience

The University of Wisconsin–Madison, one of the nation's leading institutions of higher education, is dedicated to the support of academic freedom.

Founded in 1848, the first class of 17 students enrolled February 5, 1849. Today, UW–Madison ranks as the nation's seventh largest university with 40,109 students. It is one of the nation's largest and most productive institutions of higher learning, and the student body is one of the most diverse in the country with students coming from every state. Wisconsin also ranks sixth in the nation for foreign student enrollment.

A total of 4,600 courses and 13,000 sections are offered in UW–Madison's 12 schools and colleges. Majors are available in 147 undergraduate, 161 master's, and 116 doctoral degree programs.

Award-winning research spanning the academic disciplines has earned UW–Madison a place among the world's elite institutions of higher education. Wisconsin has ranked among the top 10 universities in the United States in many scholarly reputational studies since 1910. The quality of its undergraduate, graduate and research programs is recognized around the world.

UW–Madison was named the eighth best national university in 1998 according to *U.S. News & World Report*. Twenty-four Wisconsin programs ranked among the 20 universities including No. 1 rankings for

rehabilitation counselling, sociology and speech pathology.

UW–Madison faculty or alumni have won 14 Nobel Prizes and 22 Pulitzer Prizes. Forty-four faculty members have

"A visit to the University of Wisconsin campus might be enough to convince you to attend this institution of higher learning. The campus, filled with lakes, trees and a rich mixture of architectural designs, is spectacular. Another reason you'll be convinced to attend UW is its academics."

The Young Woman's Guide to the Top Colleges, 1999

been awarded the National Science Foundation's Early Career Development awards, nine have won the National Medal of Science, and five are Searles scholars. Fifty-two professors are members of the National Academy of Sciences, 17 are

members of the National Academy of Engineering, five are in the National Academy of Education and 48 are fellows in the American Physical Society.


UW–Madison is one of the nation's first land-grant colleges, establishing a tradition of research in agriculture and the life sciences. The founders of the university developed the "Wisconsin Idea" ensuring "the beneficent influence of the university available to every home in the state."

UW–Madison is the largest institution in the University of Wisconsin System. It has the only public law and medical schools in the state as well as the only school of veterinary medicine.

UW–Madison's Schools and Colleges

- College of Agricultural and Life Sciences
- School of Business
- School of Education
- College of Engineering
- School of Human Ecology
- College of Letters and Science
- School of Nursing
- School of Pharmacy
- Graduate School
- School of Veterinary Medicine
- Law School
- Medical School





"Wisconsin has a myriad of opportunities available to its students, both in and out of the classroom. With its diverse student body, the school takes on the feel of a smaller private university rather than a large state institution. And that feeling transcends other aspects of academic and campus life."

**Kaplan/Newsweek
College Catalog, 1999**

A Scenic Campus

One of the most picturesque college campuses in the country, UW-Madison covers 933 acres along the beautiful shores of Lake Mendota.

One mile from the capitol, traveling down historic State Street, the city was designed so the University and state would be linked, signifying the interrelated nature of the academic and political life of Wisconsin.

Madison's lakes, rolling hills, architecture, parks and arboretum have enhanced UW-Madison's reputation for scenic beauty.

Tree-lined Bascom Hill features a bronze statue of Abraham Lincoln, one of the University's most famous landmarks. Others include North Hall, the first building on campus; the Carillon Tower in front of the Social Science building; Library Mall, with its clock tower and fountain; and Picnic Point, which lies at the end of a 129-acre peninsula complete with hiking and biking trails—one of the most romantic spots on campus. Camp Randall Stadium is a fun place to be on a Saturday afternoon, especially during the infamous Fifth Quarter after a football game when the band entertains. The newly opened Kohl Center is home to the UW men's and women's basketball and men's ice hockey teams as well as a regular concert stop.

A favorite area for UW students to gather is the Memorial Union and its lake-side terrace. Here students can study or socialize against a backdrop of sailboats, canoes, sailboards, kayaks and swimmers, while enjoying the sunshine and breezes from Madison's largest lake, Mendota.

The Student Body

Over 40,000 students populate the UW campus, including more than 10,500 graduate and professional students in numerous fields.

Although a UW Board of Regents policy limits undergraduate enrollment from outside the state to 25 percent, the University still maintains one of the nation's most diverse student bodies.

Students hail from every county in the state and every state in the nation, as well as from 117 foreign countries.

UW-Madison ranks sixth in the nation for total foreign student enrollment.


A greater effort is also being made to recruit and retain minority students and faculty. In the fall of 1998, African Americans, Hispanics, Native Americans and other minority groups accounted for more than nine percent of the student body.

The Community

Madison, located in southern Wisconsin, is not only pretty to look at but fun to be in. Draped around five lakes, "Mad City" is the home of the University of Wisconsin and the state capital.

With a diverse population of 203,211, Madison offers the "big city" spheres of politics, arts and entertainment, as well as the attributes of a small town. It is a family and action-oriented community that promotes participation in government, education, the arts, sports and recreational activities.

Madison was named the best place to live in America in 1996 by *Money* magazine. Again, in 1998 *Money* magazine rated Madison the best mid-sized city in the Midwest. The July 1995 issue of *Outside* magazine called Madison a "Dream Town." The magazine also rated Madison as one of the top 15 "great sports towns" in the country. *U.S. News and World Report* named it one of the country's 10 Hottest Cities. Madison was also featured on the front page of the Life section of *USA Today* on July 12, 1995.



WHERE WISCONSIN RANKS

Since 1910, the University of Wisconsin has ranked on the top 10 lists in every objective national faculty reputational survey. The quality of Wisconsin's undergraduate, graduate and research programs is recognized worldwide.

In 1999, *U.S. News & World Report* listed UW-Madison as eighth among public universities and 34th among all universities. The UW also rated in the top five for academic reputation among public universities.

Wisconsin was also ranked sixth in *Kiplinger's Personal Finance* Magazine Top 100 values in state universities in 1999.

The 1998 *Fiske Guide to Colleges*, the best-selling guide to colleges, gives the UW-Madison its highest academic ranking. In fact, UW-Madison is one of only eight public institutions in the country to receive the five-star rating.



Funding and Support

► **Federal Grants:** In 1998, UW-Madison received over \$261 million in federal awards.

► **Research and Development Funds:** UW-Madison ranked third in the country for research and development expenditures in 1997, with \$432 million, according to the National Science Foundation.

► **Tuition:** Over the last 10 years, tuition for undergraduates at the UW-Madison has been consistently lower than the average for Big Ten schools ranking second-lowest for resident tuition and third-lowest non-resident tuition of the public institutions.

► **Private Support:** With private gifts totalling \$220 million in 1998, Wisconsin ranks first among all public institutions and fifth among all institutions.

► **Alumni:** The Wisconsin Alumni Association has a network of chapters in 125 cities around the world helping to serve some 300,000 alumni. The chapters have raised \$4 million in scholarships.

► **Peace Corps Volunteers:** UW-Madison has the largest number of currently serving Peace Corps volunteers in the nation and has produced the second most total number of volunteers since the program's founding.

Degrees

► **Graduates:** Standard & Poor's 1996 survey lists Wisconsin as one of the nation's top producers of corporate executives, ranking second in producing bachelor's degree winners who go on to become corporate executives.

► **Doctoral Degrees:** UW-Madison is a national leader in doctoral degrees awarded ranking second in 1997. Between the school's founding and 1998, the UW-Madison awarded 34,012 doctoral degrees.

Departmental Academic Rankings

► **Liberal Arts:** In its ranking of graduate programs in the liberal arts in 1999, *U.S. News & World Report* cited UW-Madison's sociology department as tops in the country. The magazine also ranked library science, eighth; education, ninth; social work, ninth; economics, 10th; history, 11th; psychology, 12th; political science, 14th; English, 17th; fine arts, 19th; and music, 20th.

► **Science Programs:** According to *U.S. News and World Report's* annual graduate school ratings, published in 1999, seven UW-Madison science programs ranked in the top 20: speech pathology, first; audiology, fifth; computer science, ninth; veterinary medicine, ninth; chemistry, 10th; biology, 12th; math, 14th; geology, 17th; physics, 18th; and nursing, 18th.

► **Engineering:** In 1999, *U.S. News and World Report* ranked Wisconsin's College of Engineering tied for 11th in the nation. Three specialties ranked among the top


five in the country: nuclear, fourth; chemical, fifth; and industrial, eighth.

► **Business:** *Computerworld* ranked the business school's Information Systems program as one of the top 25 in the nation.

According to *U.S. News and World Report* in 1999, the business school is tied for 10th. The real estate program ranks second, insurance third, marketing seventh, general management eighth and accounting 14th.

► **Professional Schools:** *U.S. News and World Report* ranked four UW-Madison Schools or Colleges among the top 20 in the country: veterinary medicine, ninth; engineering, 12th; pharmacy, 16th; and nursing, 18th.

► **Libraries:** The UW-Madison has the 14th largest university library collection in the United States, with more than 5.8 million books in 45 libraries across campus.



UW-Madison Sets the Pace

- ▶ with the oldest Scandinavian studies (1875), psychology (1888), agricultural economics (1909), genetics (1910) and wildlife management (1939) departments in the United States
- ▶ in establishing the nation's first magnetic observatory (1876)
- ▶ in discovering Vitamins A (1913) and B (1916)
- ▶ with the oldest radio station in the nation—WHA—which began broadcasting in 1917
- ▶ as the Memorial Union became the first public university union to serve beer (1933)
- ▶ in finding in 1937 that niacin supplementation prevents pellagra, a deadly disease that killed 5,000 people a year
- ▶ in the synthesizing of genes. Molecular biologist Har Gobind Khorana synthesizes the first gene. He received the 1968 Nobel Prize in medicine for his work in genetic coding.
- ▶ in finding which wavelength of ultraviolet light produces skin cancer (1941)
- ▶ in discovering the anti-cancer drug, fluorouracil (early 1950s)
- ▶ as Elizabeth and James Miller, UW Medical School professor of oncology and professor emeritus of oncology, were the first to identify characteristics among chemicals that cause cancer (1950s, 60s)
- ▶ with launching the Orbiting Astronomical Observatory, the world's first true observatory in space
- ▶ in revolutionizing brain surgery, as Dr. Manucher Javid, UW Medical School professor of surgery, became the first neurosurgeon to use a solution from the age-old compound urea during brain surgery on a human (1957)
- ▶ in laying the foundation for the U.S. Food and Drug Administration adoption of Sun Protection Factor (SPF) on sunscreens (1960s)
- ▶ when the National Organization for Women (NOW) was first housed in Kathryn Clarenbach's faculty office on campus
- ▶ in finding that the anti-estrogen drug tamoxifen can prevent breast cancer from recurring in certain women who have had cancer previously (1980s)



- ▶ in developing new techniques to measure bone tissue loss, known as osteoporosis
- ▶ with the Biotron, a research building that can control environmental conditions for experimental purposes
- ▶ with bone marrow transplants. Using techniques developed at UW-Madison, the first bone marrow transplant in the U.S. was done at UW Hospital. A UW team also discovers how to predict the success of bone marrow transplants by matching genes.
- ▶ in finding evidence linking cancer in laboratory animals with saccharin and cyclamates
- ▶ as UW Hospital and Clinics develop the nation's first Mobile Critical Care Unit, which duplicates facilities of a hospital intensive care unit and laboratories
- ▶ with the first and only medical physics department in the nation to exist within a medical school
- ▶ with the development of the world's first genetically altered trees
- ▶ in organ preservation breakthroughs. In 1987, surgeon Folkert Belzer used a cold storage preservation solution to preserve dog livers up to 36 hours and dog pancreases up to 72 hours. Clinical use of this new solution decreases the need for emergency transplantation, increases the number of livers and pancreases available to people who need transplants, and improves organ sharing among transplant centers



- ▶ as a UW-Madison researcher describes the atomic structure of a common cold virus
- ▶ with the establishment of the Center for Dairy Research, the nation's first such center to be established at a university (1986)
- ▶ in improved world map projection developed by professor Arthur H. Robinson.
- ▶ in Hector F. DeLuca, discoverer of a "super vitamin-D" compound, and continuing techniques for synthesizing the compound

Administration



David Ward

David Ward was named chancellor of the University of Wisconsin in June 1993.

Ward has provided strong leadership for efforts to improve the quality of education. Changes inspired by Ward include enhanced student advising, particularly for underclassmen; expanded course access; a core curriculum; and increased opportunities for undergraduates to conduct research.

Ward serves on the Board of Directors of the National Association of State Universities and Land-Grant Colleges and chairs the Big Ten Council of Presidents/Chancellors.

The chancellor was born in Manchester, England, and received bachelor's and master's degrees from the University of Leeds. He earned a Fulbright Travel award to the United States in 1960 and received a doctorate from UW-Madison in 1963.

He served as chair of the geography department from 1974-77 and as associate dean of the Graduate School from 1980-87. He became vice chancellor for academic affairs in 1989, and in 1991, was named provost, chief deputy to the chancellor.



Jim Hoyt

Jim Hoyt, a professor in the UW's School of Journalism and Mass Communication, has served as the chair of the UW Athletic Board and as a UW Faculty Representative since 1991.

As Athletic Board chair, Hoyt oversees the governing body that supervises the day-to-day running of the athletic department. As a faculty representative, he serves on a number of committees of the NCAA, Big Ten Conference, and Western Collegiate Hockey Association.

A UW professor since 1973, Hoyt was the director of the School of Journalism and Mass Communication from 1981 to 1991. He teaches courses in the school's broadcast news sequence and has conducted extensive research on the effect of cameras in the courtroom. A former producer and editor for NBC News in Washington, D.C., he now consults for NBC News and a number of local television stations throughout the country. Hoyt received his bachelor's, master's and Ph.D. from Wisconsin.




Pat Richter

Pat Richter, a former UW student-athlete, professional football player, and successful businessman, was the perfect choice to become Wisconsin's athletic director in December of 1989.

An all-America tight end for Wisconsin's 1963 Rose Bowl football team, Richter had a distinguished career with the National Football League's Washington Redskins from 1963-71. He was inducted into the National Football Foundation College Hall of Fame and the Rose Bowl Hall of Fame.

Richter earned his bachelor's degree in landscape architecture from the UW in 1964, earning Academic all-America honors in 1962 and was named Wisconsin's Big Ten Medal of Honor recipient in 1963. He received his law degree from the UW in 1971. In 1995, he was inducted into the GTE/CoSIDA Academic Hall of Fame, and was honored as an NCAA Silver Anniversary Award winner for post-college achievements.

After employment with a Madison law firm, he joined the Oscar Mayer Foods Corp., and worked his way up to vice president of personnel.



Al Fish

Al Fish begins his 11th year as the administrative officer for the division overseeing facility planning, event management, technical services, equipment services and the University Ridge Golf Course. He also begins his second year of supervising the sports of football and men's and women's rowing.

Fish has been instrumental in the planning and construction of the Kohl Center, Fetzer Academic Center and Goodman Softball Complex. Future projects under Fish's direction include a new swimming facility, and new and expanded rowing facilities.

In 1989, Fish came to the division after three years as the Director of Policy and Budget for the Department of Health and Social Services. He worked as a liaison for Governor Tony Earl to the State Assembly, a budget analyst for the State Budget Office, and as a program evaluator for the Legislative Audit Bureau.

A 1973 graduate of Luther College in Decorah, Iowa, Fish was a four-year letterwinner in golf.



Cheryl Marra

Cheryl Marra begins her 10th year as an associate athletic director at Wisconsin. Marra oversees the men's and women's programs of basketball, golf, swimming and diving, and women's volleyball. She also serves as the primary women's administrator to the Big Ten Conference and the NCAA, and coordinates all booster clubs.

Under Marra's guidance, Wisconsin has served as host to the 1993 and 1998 NCAA Division I Women's Volleyball Championships, which garnered record-setting attendances, and the 1998 NCAA Division I Women's Golf Championship.

Marra came to Wisconsin from Denison University where she served as the women's athletic director from 1983-90. She was an assistant professor in the physical education department, and the women's soccer and track and field coach.

Marra is actively involved on various NCAA and Big Ten committees.

A 1977 graduate of Slippery Rock State College with a bachelor's degree in physical education and health, Marra received her master's degree in physical education from Ohio State in 1983.



Mike Moss

Mike Moss begins his third year as the associate athletic director in charge of men's and women's ice hockey, men's and women's cross country and track, women's softball and wrestling. He also oversees the academic affairs and sports medicine departments as well as serves as the campus student-athlete services coordinator.

Moss served as a Director of Sports Operations for the Atlanta Olympic Games Committee from 1993-96. He was responsible for coordinating the sports of archery, boxing, cycling (road and track), equestrian, modern pentathlon and tennis.

Prior to his work with the Olympics, Moss served as the associate athletic director for business and student services at the University of California for 13 years.

Moss is a 1961 graduate of Ohio University with a bachelor's degree in journalism. He received his master's in science and physical education from California State University-Hayward. He is a retired lieutenant commander in the U.S. Naval Reserve.



Vince Sweeney

In his ninth year at Wisconsin, Vince Sweeney is the associate athletic director in charge of external and internal communications. He oversees the marketing, promotions, sports information, special events and fundraising areas as well as serving as the liaison with the Athletic Board and Alumni Association.

Sweeney is on the board of directors of the National Association of Collegiate Marketing Administrators and of the Greater Madison Convention and Visitor's Bureau. He is on the NCAA subcommittee on basketball marketing and is a consulting editor for Collegiate Sports Marketing. His department won two "Awards of Excellence" for Athletics Management magazine in 1995.

Prior to joining the UW, Sweeney worked for 13 years in sports journalism, where he earned several awards as a reporter and editor.

Sweeney is a 1978 graduate of UW-Madison with a degree in journalism and mass communication.



Jamie Pollard

Jamie Pollard is in his second year as the chief financial officer at Wisconsin. He is in charge of the accounting, budgeting, purchasing, travel and payroll for the department as well as supervises the ticketing and personnel departments.

Pollard comes to Wisconsin after serving as the associate athletic director for administration at the University of Maryland. He also served in a similar position at Saint Louis University from 1989-94. Prior to 1989, he was a staff accountant at Arthur Anderson & Company in Milwaukee.

Pollard, a 1987 graduate of UW-Oshkosh with a degree in business administration, won the 1987 NCAA Division III title in the 5000 meters. He is a certified public accountant and is a member of the College Athletic Business Managers Association.




Terry Gawlik

Terry Gawlik is in her second year as an assistant athletic director at Wisconsin. She oversees the men's and women's soccer and tennis programs. Gawlik is also in charge of the department's program assistants and coordinates tournaments and special projects.

From 1994-98, Gawlik served as an administrative assistant and event coordinator at the UW. She supervised game-day operations, post-season tournaments and booster club events for men's and women's basketball and volleyball as well as assisting with the marketing and promotions. She was also an assistant director in the Division of Recreational Sports during that time.

Gawlik is a former coach of women's basketball, women's track, men's and women's tennis and women's volleyball on the NCAA Division III level.

A 1981 graduate of Southwestern University with a bachelor's degree in physical education and education, Gawlik received her master's degree in physical education and educational administration from Southwest Texas State University in 1983.



Tim Bald

Tim Bald begins his second year as the Director of Compliance for the UW Athletic Department. He is the chief rules administrator for the university.

Bald comes to Wisconsin from Iowa State where he served as the compliance director from 1994-97. He oversaw all areas of NCAA compliance for the Cyclones including student-athlete recruiting, eligibility certification, financial aid and athletic participation. He also served as ISU's football program administrator from 1986-93.

Bald is a member of the National Association of Compliance Coordinators and has participated in several NCAA regional seminars.

A 1980 graduate of Loras College with a degree in marketing, Bald earned his master's degree in sports management from Western Illinois in 1985.

University of Wisconsin Athletics



The University of Wisconsin-Madison offers its student-athletes one of the premier intercollegiate athletic programs in the country.

As a member of the prestigious Big Ten Conference, Wisconsin offers its student-athletes the best in education, athletic opportunities, coaching and on-field competition at the NCAA Division I level.

Celebrating over 1000 years of competition in some men's sports, Wisconsin's men's teams compete in basketball, cross country, football, golf, ice hockey, rowing, swimming and diving, soccer, tennis, track and field, and wrestling.

Established July 1, 1974, the 12-sport women's athletic program offers basketball, cross country, golf, ice hockey, lightweight rowing, openweight rowing, soccer, softball, swimming and diving, tennis, track and field, and volleyball.

Wisconsin has ranked among the top 35 NCAA Division I programs for the past four years. In 1998-99, Wisconsin tied for 25th in the Sears/National Association of Collegiate Directors of Athletics Directors Cup competition, which recognizes the best Division I college sports programs in the nation.

Fifteen of Wisconsin's 22 sports qualified as teams or individuals for their respective national championships in 1998-99. The women's cross country team finished fifth at the NCAA Championship while the men's team was sixth. The football team won the Rose Bowl and ended the season ranked fifth while the women's volleyball team



The Wisconsin football team takes to the field for a home game. The Badgers have participated in five bowl games in the last six years winning four times including the 1994 and 1999 Rose Bowls.

advanced to the elite eight of the NCAA tournament for the second consecutive year. Individually, Badger athletes earned 35 all-American honors during the year.

Qualifying for post-season competition as teams or individuals were men's basketball, men's and women's cross country, football, men's and women's rowing, women's soccer, men's and women's swimming, women's tennis, men's and women's track and field, volleyball and wrestling.

Wisconsin was the unofficial 1998-99 Big Ten Conference All-Sports champion. The Badgers crowned two Big Ten team champions in women's cross country and football while second-place finishes were earned by women's soccer, women's tennis, women's outdoor track and volleyball.

Two Badger coaches were named the Big Ten Coach of the Year in their respec-




The women's cross country team won the 1998 Big Ten Conference Championship and ended its season with a fifth-place finish at the NCAA Championship.

1998-99 Big Ten Composite Rankings

1.	Wisconsin	8.08
2.	Minnesota	7.66
3.	Michigan	7.59
4.	Penn State	6.56
5.	Illinois	6.48
6.	Ohio State	6.27
7.	Northwestern	5.94
8.	Michigan State	5.88
9.	Purdue	5.73
10.	Indiana	5.60
11.	Iowa	5.07

Big Ten Conference composite rankings are not sanctioned by the conference office. Points are awarded for each school's finish in 12 men's and 10 women's conference championships. The first-place team receives 11 points while the 11th-place team receives one point. The total points are divided by the number of sports in which each school participates.



The Wisconsin volleyball team has advanced to the finals of the NCAA Regional the last two years finishing among the top eight teams in the nation.

tive sports while three athletes were named the Big Ten Athlete of the Year and three were named the Big Ten Freshman of the Year. Wisconsin athletes also claimed 17 Big Ten individual titles. A total of 77 all-conference honors were earned during the season.

Academic honors also came in with two athletes earning Academic all-American honors, seven earning Academic all-district honors and 134 student-athletes earning Academic all-Big Ten honors.

Big Ten and National Titles

Sport	Big Ten	National
Men's Basketball	14	1
Men's Cross Country	34	3
Women's Cross Country	12	2
Football	9	0
Men's Golf	3	0
Women's Golf	1	0
Men's Ice Hockey	5	5
Men's Rowing	NA	7
Women's Rowing	NA	2
Women's Ltwt. Rowing	NA	0
Men's Soccer	1	1
Women's Soccer	1	0
Women's Tennis	1	0
Men's Indoor Track	14	0
Women's Indoor Track	11	0
Men's Outdoor Track	10	0
Women's Outdoor Track	13	0
Volleyball	2	0

Note: Women's Sports were officially added to the UW Athletic Program prior to the 1974-75 season.

NCAA Championships



In the last seven years, the University of Wisconsin has played host to five NCAA Championships.

The Badgers have played host to the NCAA Men's Ice Hockey Championship in 1993 and 1997. The 1993 event sold out in three months, the fastest sell out in NCAA hockey history.

Wisconsin played host to the NCAA Women's Volleyball Championship in 1993 and 1998. The Badgers shattered the attendance records for the championship match and two-day event both years.

The UW was also the site of the 1998 NCAA Women's Golf Championship. The event was the first national championship held at University Ridge Golf Course and the first women's championship shown live on national television showcasing the Ridge.

The NCAA Men's Basketball Tournament will come to Wisconsin in 2002 when the Badgers play host to a regional in the Kohl Center.



The Wisconsin women's soccer team advanced to the second round of the NCAA Tournament in 1998 and finished second in the Big Ten Conference.

Student-Athlete Support Network

Academic & Student Services

The mission of the Academic Affairs Office is to provide student-athletes with the maximum opportunity for academic and athletic excellence. University of Wisconsin athletes have a history of academic success and much of the credit for that impressive record is due to the advising system available to the student-athletes.

Director **Alan Zussman** supervises a staff of six advisors which conduct the program offered to the nearly 700 student-athletes. The advising staff of **Mary Weaver-Klees, Craig Hudson, Chris Butler, Doug Tiedt, Liane Kosaki** and **Jerry Darda** have a comprehensive understanding of academics at Wisconsin, and a permanent line of communication with all university departments. The staff renders quality academic and personal support to student-athletes and assists coaches in providing the best possible collegiate experience.

For those student-athletes who request assistance, advising sessions are offered on a one-to-one basis at a time appropriate for the athlete. Wisconsin athletes are degree-oriented while allowing for the flexibility to explore different areas. The advising staff takes a personal approach to each athlete in determining his or her individual needs, personal or academic.

Student-athletes at Wisconsin receive recognition for outstanding academics in a number of ways. The Big Ten Conference honors scholar-athletes with Academic all-Big Ten honors while the UW Athletic Board recognizes Athletic Board Scholars for the highest grade point average in each sport. In addition, student-athletes may be nominated for Academic All-America honors through the sports information office.



The University of Wisconsin Academic Affairs staff (left to right): Regina Carey, Alan Zussman, Pat Jacobson, Liane Kosaki, Doug Tiedt, Nancy Gatyas, Craig Hudson, Paul Krc, Nancy Kreklow, Lou Ann Lund, Jerry Darda, and Mary Weaver.

The Fetzer Student Athlete Academic Center

Opened in the spring of 1997, the Fetzer Student Athlete Academic Center is the newest aid to Wisconsin student-athletes in achieving their academic goals.


The 15,000 square-foot, state-of-the-art facility serves the needs of all men and women student-athletes. The Center features an open area with carrels that can accommodate up to 30 students. There are 11 study rooms of different shapes and

sizes including a 55-seat auditorium. A computer room houses 22 PC's while the entire Center is wired with voice/data jacks and power ports.

Student-athletes can drop in before practice or between classes to study or meet with the advisors and grant-in-aid staff whose offices are also located in the center.



The Fetzer Student Athlete Academic Services center, a state-of-the-art facility located in the lower level of the McClain Center, opened in 1997. The \$2.1 million center is one of the best in the nation and includes 11 study rooms, a computer room, and a 55-seat auditorium.



Director of Academic and Student Services, Alan Zussman

Scholarships

UW-Madison is proud to offer to its prospective student-athletes one of the most comprehensive athletic scholarship programs in the nation. As a Division I member of the National Collegiate Athletic Association (NCAA), scholarships are awarded to athletes on a one-year renewable basis if scholastic and athletic commitment are maintained.

Scholarships are available in all varsity sports with the exception of men's rowing, which does not grant scholarships. Full scholarships include the cost of room and board in addition to tuition and fees. The selection of scholarship recipients is based on athletic ability and projected academic success at Wisconsin.

Prospective student athletes who are interested in applying for grants-in-aid should contact the coach of their respective sports in care of Division of Intercollegiate Athletics, 1440 Monroe St., Madison, WI, 53711.

Undergraduate Tuition and Fee Information 1999-2000

(both semesters)

Wisconsin Res. Tuition and Fees	\$3,737
Minnesota Res. Tuition and Fees	\$4,620
Non-Resident Tuition and Fees	\$13,052
Undergraduate Room and Board	\$4,283

Where to Write

Office of Undergraduate Admissions

University of Wisconsin-Madison
140 Peterson Office Building
750 University Avenue
Madison, WI 53706
Phone: (608) 262-3961

University Housing

University of Wisconsin-Madison
Slichter Hall
625 Babcock Drive
Madison, WI 53706
Phone: (608) 262-2522

Office of Student Financial Services

University of Wisconsin-Madison
432 North Murray Street, Room 231
Madison, WI 53706
Phone: (608) 262-3060

Academic & Student Services

University of Wisconsin-Madison
1440 Monroe Street
Madison, WI 53711
Phone: (608) 262-1787

Endowed Athletic Scholarships

As more and more colleges and universities turn to innovative and effective ways of meeting the mounting financial challenges of supporting their intercollegiate athletic programs, it becomes increasingly evident that one of the most successful strategies is the establishment of endowed athletic scholarships.

At the University of Wisconsin-Madison, endowment funds to support athletic scholarships are normally created through gifts to the UW Foundation. A portion of the income from the endowed fund is used each year for scholarship support, and the remainder is reinvested

in the principal.

The following endowed scholarships, named for the donor or for someone the donor wishes to honor, provide full or partial grants-in-aid to Badger student-athletes. Many thanks to our generous supporters!

For information about how to create a named scholarship in men's or women's athletics or how to contribute to an established endowment, please contact Marija Neubauer or Randy Handel, Directors of Development for Intercollegiate Athletics, UW Foundation, 1848 University Ave., Madison, WI 53711 or call 608/263-4545.

Michael and Edith Agazim Memorial Scholarship—Football

Theodore and Marcella Albrecht Memorial Scholarship—Wrestling/Swimming

Alan Ameche Scholarship—Football

Anita J. Angus Scholarship

Badger Advantage Club Scholarship—Tennis (W)

Badger Crosscourt Club Scholarship—Tennis (M)

P. Goff Beach Memorial Scholarship

Art Brazy Scholarship—Football

Dick and Marlene Cable Scholarship—Basketball (M)

Charles H. Carpenter Scholarship—Football

Bob and Honner Cooper Scholarship—Swimming (W)

Raymond M. and Margaret F. Davis Scholarship—Football

Jimmy Demetral Scholarship—Football

Peter Gambino Memorial Scholarship—Golf (M)

Mel Goldin Memorial Scholarship—Track (M)

Robert and Irwin Goodman

Sarah Gornick—Rowing (W)

Elroy Hirsch Scholarship—Football

John Jardine Memorial Scholarship—Football

Warren R. Jollymore Memorial Scholarship

Jean W. Kilgour Scholarship—Women's Athletics

Jim Kalscheur/Ron Krantz Scholarship—Men's Athletics

Forrest and Mildred Kubly Scholarship

Mildred K. and Kenneth J. Kuebler Scholarship

Lakeland Union High School Scholarship

Lloyd Larson Scholarship—Football

Edessa K. Lines Scholarship—Women's Athletics

Marnee Loeffler Memorial Scholarship—Hockey

Steve Lowe Memorial Scholarship—Volleyball

George A. Martin Memorial Scholarship—Wrestling

Jim McCallum Memorial Scholarship—Basketball (M)

Henry McCormick Memorial Scholarship—Men's Athletics

Richard W. and Ellen H. Meister Scholarship—Basketball (M)

John Messmer Scholarship—Football

Tim and Beth Mielcarek Scholarship—Basketball (M)

Charlie Mohr Memorial Scholarship—Men's Athletics

Frank Molinaro Memorial Scholarship—Golf (W)

Robert Monteith Scholarship—Football

David and Anne Nerenz—Soccer (M)

Albert O. Nicholas Scholarship—Basketball (M)

Michael M. Nicholson Scholarship—Football

Kit Saunders Nordeen Scholarship—Women's Athletics

Harold Ofstie Memorial Scholarship

Francis A. Ogden and Mary Louise Monteith Scholarship—Football

Kathryn E. Parkinson Scholarship

Ralph E. Petersen Scholarship—Swimming (M)

Eugene C. Peterson Scholarship

H.H. Petrie Memorial Scholarship—Hockey

James Plopper Scholarship

Louis F. Reinke Scholarship

Fred H. Ripley Scholarship—Crew

Carol Robinson Scholarship

Harold and Doreen Scales Scholarship

William E. Schmidt Scholarship

Ursula Schmitt Scholarship—Women's Athletics

Armund J. "Pug" Schoen Scholarship—Tennis

Schreiner-Hoskins Scholarship—Football

Kenneth M. Schricker Memorial Scholarship—Football

C. Harvey Sorum Memorial Scholarship—Tennis

William and Eva Mae Stolte Memorial Scholarship

Guy Sundt Scholarship—Track/Cross Country

Peter Tegen Endowed Scholarship—Track/Cross Country (W)

L.N. Van Dyke Scholarship—Football

Charles H. Vogts Scholarship—Basketball (M)

Francis A. and Elizabeth N. Wiesner Scholarship

Tom Wiesner Scholarship—Football

John McMynn Williams Scholarship—Basketball (M)

Wisconsin Eastern Alumni Scholarship

Wisconsin Golf Club Scholarship

John E. and Glenn M. Wise Scholarship—Basketball (M)

Women's Intercollegiate Sports Club Scholarship

George L. Wright Scholarship—Track/Cross Country

Sports Medicine

The goal of the sports medicine staff is to provide all University of Wisconsin student-athletes with high quality health care. Wisconsin's Sports Medicine program features state-of-the-art facilities and the services of leading sports medicine and health care professionals.

The sports medicine staff consists of team physicians, dentists, athletic trainers, and other medical and allied health professionals. The day-to-day care, prevention, and treatment of injuries to Wisconsin athletes is supervised by a staff of 10 full-time and three graduate assistant N.A.T.A.-certified athletic trainers. Under the direction of head athletic trainer **Dennis Helwig**, the Sports Medicine program focuses on injury prevention. Staff members **Chuck Hart, Jan Helwig, Mike Johnson, Barb Pearson, Henry Perez-Guerra, Andy Rhodey, Heidi Stettler, Laura Walluk,** and **Andy Winterstein** utilize functional measures, provide dietary analysis, measure physiological capacity and outline programs to improve flexibility.

The Sports Medicine facility in the McClain Center features an extensive collection of therapeutic and rehabilitation equipment including a 50-foot, two-lane-rehabilitation pool, and an on-site x-ray facility. Considered one of the nation's finest, the McClain Sports Medicine Center offers an environment conducive to expedient care, and a healthy return to competition.



(Back Row): Barb Pearson, Enrique Perez-Guerra, Becky Nelson, Heidi Stettler, Dennis Helwig, Jan Helwig. (Front Row): Janet Benson, Laura Walluk, Chuck Hart, Lisa Lemke, Andy Hrodey, Melissa Bryne, Beth Cranley, and Andy Winterstein

Should an injury occur, athletes are seen immediately by team physicians affiliated with the world-renowned UW Hospitals and Clinics. Medical director **Dr. Ben Graf** is responsible for all services provided to our student-athletes. Orthopedic care is directed by team physician **Dr. John Orwin** while general medical care is directed by the head of primary care, **Dr. Greg Landry**.

In addition to the headquarters in the McClain Athletic Facility, auxiliary athletic training rooms are located in the Stadium, Natatorium, UW Field House and Kohl Center. All training areas are equipped with the finest therapeutic modalities and rehabilitative apparatus.



Sports Information

Directing the communications for the 23 sports in the Division of Intercollegiate Athletics is the responsibility of the University of Wisconsin Sports Information Offices.

These offices utilize a variety of communications systems including the world wide web to provide student-athletes the opportunity to be recognized for their athletic endeavors.

The offices provide and maintain many resources such as records, fact sheets, photographic files, statistics, media guides and event programs in meeting the information requests of the media, coaches, administrators, opponents and the general public.

The director's of women's and men's sports information **Tamara J. Flarup** and **Steve Malchow**, and their respective staffs, maintain close contact with local, regional and national media as well as the athlete's hometown media in providing information. These offices prepare news releases, design sports brochures and media guides, and provide post-event results for print and electronic media, and the department's web pages. Besides the directors, members of the women's staff include associate director **Diane K. Nordstrom** and assistant **Paul Capobianco**, and several students. The men's staff includes associate director **Justin Doherty**, assistant director **Julie Kluge**, and interns **Britt Kinder** and **Brian Lucas**, as well as a number of student assistants.



LEFT: The women's sports information staff: Diane Nordstrom, Tam Flarup, and Paul Capobianco.




RIGHT: The men's sports information staff: Steve Malchow, Julie Kluge, Justin Doherty, Brian Lucas, Britt Kinder and Barb Wyatt.

Community Service

The Madison community is truly supportive of the University of Wisconsin athletic teams and its many student-athletes. In return for that support, many athletes take time out of their busy schedules to show their appreciation and involvement in the city of Madison and Dane County through their community service efforts.


Student-athletes have assisted in a variety of service projects including the AIDS Support Network, Big Brothers and Big Sisters, Habitat for Humanity, Special Olympics, United Way, visiting children in local hospitals with the Amanda the Panda program, and volunteering at local hospitals. The athletic department also donates a number of season tickets to local charities for fund-raising purposes.



Wisconsin Facilities



The McClain Athletic Facility offers indoor practice facilities for football, soccer and track and field. A 90-yard newly resurfaced artificial turf practice area is contained in the 76,380-square foot main floor. The lower level houses the Fetzer Student Academic Center, the headquarters of the Badgers Sports Medicine staff, a fully-equipped weight room and locker rooms for football, men's and women's track, softball, and men's and women's soccer.





Top: UW golfers have the opportunity to compete on one of the finest courses in the Midwest—University Ridge. The facility features a par-72, 18-hole course, 15,000-square foot practice green and 5,000-square foot chipping green. It was the site of the 1998 NCAA Division I Women's Golf Championship.

Left: The Camp Randall Memorial Sports Center or Shell features a 200-meter Martin rubber track surrounding four basketball/volleyball courts that double as throwing and jumping areas for indoor track meets. The Shell, which has a seating capacity of 2,500, was the site of the 1999 Big Ten Conference Indoor Men's Track & Field Championship.

Bottom Left: The Kohl Center, which opened in January of 1998, is the home of the Badger basketball and men's hockey teams. One of the finest on-campus athletic facilities in the nation, the \$76 million facility includes a separate practice gym, locker rooms and lounge areas, and coaches' offices.

Bottom Right: Weight training areas in the McClain Center and Camp Randall Stadium feature free weights and stereo music in spacious, carpeted rooms. Four full-time and two part-time weight training instructors monitor and advise all Wisconsin student-athletes.





The Wisconsin Field House, which seats 10,600, is the practice and competitive facility for the Badger volleyball team as well as the competitive facility for the wrestling squad. It features four locker rooms, and an athletic training area.



The Wisconsin tennis teams have the competitive advantage of playing year-round at one of the best college facilities in the United States—the Nielsen Tennis Stadium. The stadium features 18 tennis courts (12 indoor and six outdoor), five squash courts, one squash doubles court, and seats 1,500 spectators.



The swimming and diving teams have two pools for practice and competition—the Natatorium and Southeast Recreational Facility. The “Nat” contains an eight-lane, 25-yard pool equipped with an automatic Colorado Timing System and digital readout score board. The 50' x 40' diving well is fitted with three one-meter and two three-meter Dura (Maxi) Flex boards. The SERF (pictured above) features an indoor long course pool with movable bulkheads that more than double the program's training space.



The Goodman Brothers Softball Complex on the west end of the UW campus opened during the spring of 1999. The facility has an NCAA-regulation, natural grass field with a centerfield distance of 225 feet, and left and right field foul line distances of 200 feet. The facility includes dugouts, locker areas, players' lounge, grandstand seating for 1,600 and media facilities.



Left: The outdoor track and soccer complex, which is fully lighted, is located on the west end of the UW campus. The track features a 400-meter Martin rubber surface with throwing and jumping areas in the infield. The soccer field is Olympic size and has natural grass. Plans are in the works for building permanent seating with locker rooms

Wisconsin Traditions

Badger Nickname


The sports program's nickname "Badgers," was borrowed from the state of Wisconsin. The territory was dubbed the "Badger State," not because of animals in the region, but rather by an association with lead miners in the 1820's. Prospectors came to the state looking for minerals. Without shelter in the winter, the miners had to "live like Badgers" in tunnels burrowed into hillsides.

Bucky Badger

Although badgers in various forms had been the University of Wisconsin mascot for decades, the version that is currently known as Bucky, sporting a cardinal and white sweater, was first drawn in 1940 by professional illustrator Art Evans.

The original badger mascot was too vicious to control. On more than one occasion, the live badger escaped handlers before a sideline hero recaptured the animal. It was decided in the interest of fan and player safety that Wisconsin's mascot would be retired to the Madison zoo.

In 1949, a student in the university's art department, Connie Conrad, was commissioned to mold a paper-mache badger head. Gymnast and cheerleader, Bill Sagal of Plymouth, Wis., was directed by homecoming chair Bill Sachse, to wear the outfit at the homecoming game. A pep rally was held to determine the mascot's name. The rally committee opted for its own name: Buckingham U. Badger. The name is said by some to have originated in a line from "On,



Young Badger fans show their Wisconsin spirit.

Wisconsin" that exhorts the UW gridiron heroes to "buck right through that line."

"On Wisconsin"

The tune was composed in 1909 by William Purdy of Chicago, with the words written by UW alumnus Carl Beck, who rewrote them in 1951. The song was an instant hit at the Wisconsin campus and soon spread throughout the world, being very popular with military bands. Some 2,500 schools and colleges have adopted the music and changed the words to suit their needs.

Varsity

The traditional arm waving that comes at the end of the song "varsity" was the 1934 brainchild of then-UW band leader Ray Dvorak. He had originally gotten the idea from University of Pennsylvania students who waved their caps after a losing game. Dvorak later instructed UW students to wave as a salute to UW President Glenn Frank.

Fifth Quarter

The Wisconsin band has become nationally famous for its post-game celebration called the Fifth Quarter. Win or lose, fans sing, dance and cheer the band as they play traditional favorites like "On, Wisconsin" and the Bud song. Originally,


the post-game concert was designed to give fans something to listen to on their way out of the stadium, but it developed into a post-game party as the band built in audience participation.

Bud Song

An integral part of any Wisconsin band performance is the playing of the Bud song. The tune is a spinoff of the song "You've said it all," a jingle with words and music originally written by Steve Karen for Budweiser beer commercials. Copyrighted by Sandlee Publishing Corporation in 1970, the song has become legendary at the University because of its polka-like rhythm. Band director Michael Leckrone said the song's popularity got started at a 1975 hockey game. "The crowd wanted to hear a polka," he said. "I didn't have any polkas. Just by accident, we had this beer commercial in the tunes we play. I told the band if we substituted the word 'Wisconsin' for 'Budweiser' it would work."

Leckrone said the song became a football tradition after a 1978 come-from-behind victory over Oregon. "Wisconsin was behind by three touchdowns, and the crowd was really dead. I played the song to get everyone pepped up. About 20 seconds after that, Wisconsin scored a touchdown. I played it again, and Wisconsin scored another touchdown. From then on, the band could never play enough 'Bud.'"





MADISON, WISCONSIN— On Everyone's Short List!

- ▶ **August 1999**—*Sports Illustrated for Women* rates the University of Wisconsin 10th in its Top 20 Colleges for Women Athletes rankings. The Badgers are the top Big Ten school listed.
- ▶ **July 1998**—*Money* magazine lists Madison as the No. 1 midsize city in the Midwest.
- ▶ **November 1997**—*Ladies Home Journal* names Madison the "No. 1 Best City for Women"
- ▶ **July 1997**—*Money* magazine lists Madison as No. 7 among the 300 biggest U.S. metropolitan areas in the Best Places to Live in America ranking.
- ▶ **June 1997**—*The Advocate* lists Madison as one of the 10 "Most Livable Places in America."
- ▶ **May 1997**—*Utne Reader* lists Madison as No. 5 among "America's 10 Most Enlightened Towns."
- ▶ **January 1997**—*American Health* magazine lists Madison as the No. 1 "Healthiest City for Women."
- ▶ **October 1996**—*Money* magazine lists Madison as No. 9 among "America's Safest Cities."
- ▶ **October 1996**—*Expansion Management* magazine lists Madison as No. 6 among the "Best Schools in the Nation."
- ▶ **July 1996**—*Money* magazine lists Madison as No. 1 among the 300 biggest U.S. metropolitan areas in the Best Places to Live in America ranking.
- ▶ **January 1996**—*Morgan Quinto Press* lists Madison as No. 3 among "Safest of nation's 100 Largest Cities."
- ▶ **August 1995**—*Good Housekeeping* magazine lists Madison as having one of the top five Farmer's Markets.
- ▶ **July 1995**—*USA Today* does a cover story in its "Life" section detailing the virtues of Madison.
- ▶ **July 1995**—*Outside* magazine ranks Madison as one of the top seven "Dream Towns."
- ▶ **July 1995**—*Swing* magazine ranks Madison first in its top 10 places to live for "generation X-ers" (20-somethings).

1 9 9 9 • 2 0 0 0

WISCONSIN WOMEN'S BASKETBALL

NOVEMBER

TUESDAY	9	ATHLETES IN ACTION	7:00 PM
MONDAY	15	PARANA OF BRAZIL, FIELD HOUSE	7:00 PM
Friday	19	at Nebraska Time Warner Cable Classic, Lincoln, NE	
		Wisconsin vs. Southern Illinois	5:35 pm
		Nebraska vs. Georgia Southern	8:00 pm
Sunday	21	Consolation/Championship (NETV)	12:35/3:00 pm
Saturday	27	at Rutgers Invitational, Piscataway, N.J.	
Sunday	28	Wisconsin vs. Rutgers	6:30 pm
		Wisconsin vs. Northeastern	1:00 pm

DECEMBER

Wednesday	1	at UW-Green Bay	7:00 pm
SUNDAY	5	TENNESSEE (MSC & WPT)	1:30 PM
Wednesday	8	at Marquette	7:00 pm
SUNDAY	12	INDIANA-PURDUE of Indianapolis (IUPUI)	1:30 PM
THURSDAY	30	PURDUE (WPT & TVW)	7:00 PM

JANUARY

TUESDAY	4	ILLINOIS (Fox Sports Chicago/MSC)	7:00 PM
Friday	7	at Loyola (Chicago)	7:00 pm
Sunday	9	at Michigan State	1:00 pm
Wednesday	12	at Northwestern	7:00 pm
Sunday	16	at Ohio State (Fox Sports Chicago/MSC)	4:00 pm
THURSDAY	20	MICHIGAN (WPT & TVW)	7:00 PM
SUNDAY	23	OHIO STATE (MSC)	1:30 PM
Thursday	27	at Iowa	7:00 pm
Sunday	30	at Penn State	1:00 pm

FEBRUARY

THURSDAY	3	MINNESOTA (MSC, WPT, TVW)	7:00 PM
SUNDAY	6	PENN STATE (Fox Sports Chicago/MSC)	4:00 PM
TUESDAY	8	RICE (WPT & TVW)	7:00 PM
Thursday	10	at Minnesota (MSC)	7:00 pm
SUNDAY	13	MICHIGAN STATE (MSC)	1:30 PM
Thursday	17	at Michigan	6:00 pm
SUNDAY	20	INDIANA (MSC)	1:30 PM
Thursday	4	at Illinois	7:00 pm

MARCH

Thursday-Sunday	2-5	at Big Ten Tournament, Conseco Arena, Indianapolis, IN	
Friday-Monday	17-20	at NCAA Tournament (1st and 2nd Rounds)	
Saturday & Monday	25 & 27	at NCAA Regionals	
Friday & Sunday	March 31 & April 2	at NCAA Final Four, The Core States Center, Philadelphia, PA	



(All times Central)

Game times are subject to change.

All home games, indicated in CAPITAL LETTERS, are played at the Kohl Center with the exception of the Nov. 15 Foreign Exhibition, which will be played in the UW Field House.

UW TICKET OFFICE:
608/262-1440 or
1-800-GO-BADGERS

WISCONSIN ON-LINE:
www.wisc.edu/ath/