



LIBRARIES

UNIVERSITY OF WISCONSIN-MADISON

Wisconsin women's basketball 1995-96.

Flarup, Tamara J.; Wessel, Aline

[Madison, Wisconsin]: University Publications, 2023-01-17

<https://digital.library.wisc.edu/1711.dl/GGIE66N6OXXB28N>


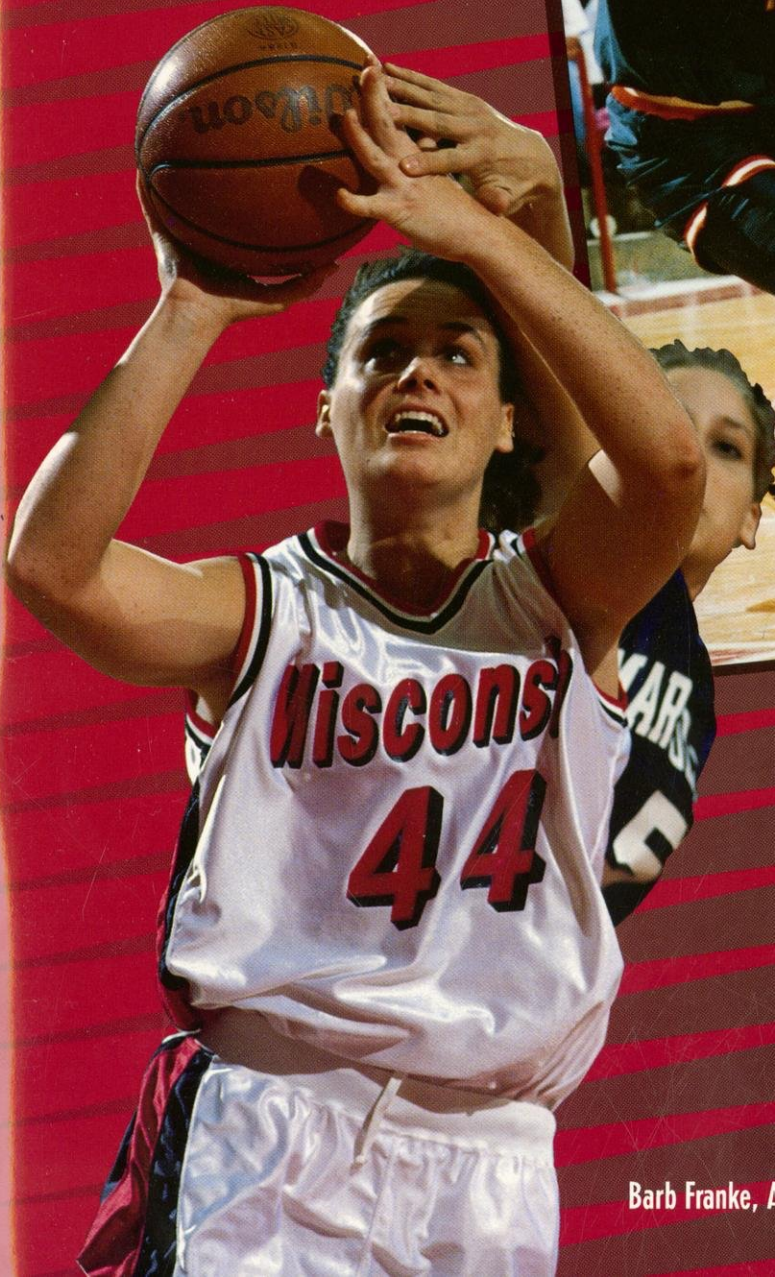
<http://rightsstatements.org/vocab/InC/1.0/>

The libraries provide public access to a wide range of material, including online exhibits, digitized collections, archival finding aids, our catalog, online articles, and a growing range of materials in many media.

When possible, we provide rights information in catalog records, finding aids, and other metadata that accompanies collections or items. However, it is always the user's obligation to evaluate copyright and rights issues in light of their own use.

BADGERBALL

WISCONSIN WOMEN'S
BASKETBALL
1995-96




Keisha Anderson, All-Big Ten



Barb Franke, All-Big Ten

Wisconsin Women's Basketball



Wisconsin fans are thriving on BadgerBall—that entertaining, potent, up-tempo, in-your-face offensive and defensive style played by the University of Wisconsin women's basketball team.

Head coach Jane Albright-Dieterle brought the term and the style of play, complete with logo, with her when she arrived on campus in 1994, and the term BadgerBall has become synonymous with success. Wisconsin has embraced Albright-Dieterle's team setting all-time attendance records of nearly 5,000 per game last season including a first-ever sellout of 11,500. The rest of the story is still evolving in 1995-96 as the Badgers hope to have their best season in school history, and receive a second, consecutive NCAA tournament bid.



Wisconsin's Official BADGERBALL definition by Coach "A"

"It's an up-tempo type of offense—looking for a good shot and having the freedom to take it. The catalyst for that will be rebounding and defense—being able to control the boards and playing an in-your-face, half-court defense; pressure defense; try to force a lot of turnovers, steal the ball and capitalize on our defense."

Jane Albright-Dieterle

Table of Contents

Coaching Staff

Jane Albright-Dieterle, Head Basketball Coach	2
Sue Semrau, Assistant Coach	4
Bridgett Bonds Williams, Assistant Coach	5
Angelia Y. Johnson, Melissa Bruner	5

1995-96 Season Preview

1994-95 Season Review

Meet the Badgers

Newcomers

Badger Records

Freshmen Records	26
Individual Single Game Records	28
Individual Single Season Records	30
Field House Records	33
Year-by-Year Leaders	34
Career Records	35
Team Single Game Records	36
Team Season Records	37
All-time Program and Coaching Records	38
Attendance Records	39
Team Highlights	40
Records vs. Opponents	41

Basketball Honor Roll

Letterwinners/All-Time Uniform Numbers

Badger Roster

1994-95 Statistical Review

Final Statistics-Cumulative and Big Ten	48
Stats-at-a-Glance	49
Individual Game-by-Game Review	49
Individual Superlatives	50
Team and Opponent Highs and Lows	51
Team Game-by-Game Review	52

The Big Ten Conference

1995 Big Ten Conference Standings	54
1995 All-Conference Team	54
1995 Conference Statistical Leaders	55
1996 Big Ten Composite Schedule	56

Big Ten Opponents

Non-Conference Opponents

All-Time UW Tournament Results

Season-by-Season Results

Media Outlets

The Wisconsin Experience—A Guide to the University

A World-Class University	76
Where Wisconsin Ranks	78

Athletics at Wisconsin

Administration and Support Staff	82
Sports Facilities	86

Radio/TV Roster

1995-96 Schedule

Back Cover



Wisconsin On-Line

University of Wisconsin-Madison

General Campus Information:
<http://www.wiscinfo.wisc.edu/>

City of Madison, Wisconsin

<http://www.ci.madison.wi.us>

Big Ten Conference Information:

<http://espnet.sportszone.com/premium/editors/bigten>

UW E-Mail Addresses:

UW Women's Sports Information
tam.flarup@ccmail.adp.wisc.edu
diane.nordstrom@ccmail.adp.wisc.edu

Fax on Demand: The University of Wisconsin and the Big Ten Conference utilizes the Info Connection Fax-On-Demand System. For information on Wisconsin or any Big Ten School, please call the Wisconsin Sports Information Office.

Quick Facts

School: University of Wisconsin-Madison

Location: Madison, WI

Population: 198,392

Enrollment: 40,305

Nickname: Badgers

Mascot: Bucky Badger

Colors: Cardinal and White

School Song: "On Wisconsin!"

Athletic Conference Affiliations:

Big Ten—Intercollegiate Conference of Faculty Representatives
 NCAA—National Collegiate Athletic Association, Division I

Chancellor:

David W. Ward

Athletic Board Chairman:

Professor James T. Hoyt

Athletic Director:

Pat Richter

Associate Director—Women's

Basketball:

Cheryl A. Marra

Women's Sports Information

Director:

Tamara J. Flarup
 Office: (608) 263-5502
 Home: (608) 238-3650

E-Mail: tam.flarup@ccmail.adp.wisc.edu

Fax: (608) 265-8051

UW Media Row: (608) 263-2249

Head Basketball Coach:

Jane Albright-Dieterle
 (608) 263-5506
jane.albright-dieterle@ccmail.adp.wisc.edu

Career Record: 208-119 (.636) 11 years

UW Record: 20-9 (.689) 1 year

Big Ten Record: 11-5 (.688) 1 year

Assistant Coaches:

Sue Semrau (608) 262-8247
sue.semrau@ccmail.adp.wisc.edu
 Bridgett Bonds Williams (608) 263-4225
bridgett.williams@ccmail.adp.wisc.edu
 Angelia Y. Johnson (608) 265-3737
angie.johnson@ccmail.adp.wisc.edu

Basketball Fax: (608) 263-7849

Mailing Address:

1440 Monroe Street
 Madison, WI, 53711

Athletic Ticket Office: (608) 262-1440

1994-95 Record: 20-9; post season-second round NCAA Tournament

1995 Big Ten Record/Finish:

11-5/3rd - lost in first round conf. tourney

Starters Returning/Lost: 4/1

Letterwinners Returning/Lost: 11/3

Brochure Credits

Written by Tamara J. Flarup and Aline Wessel

Designed by Barry Carlsen, UW Publications

Contributing Photographers: Jay Salvo, Del Brown, Greg Anderson, Jeff Miller, Tamara J. Flarup, Dave Stluka

On the Cover: All Big Ten players senior Barb Franke and junior Keisha Anderson hope to lead Wisconsin in an encore performance of last season's 20-9 record and NCAA bid. Franke photo by David Stluka and Anderson photo by Del Brown.

Jane Albright-Dieterle has completed her first year with the University of Wisconsin women's basketball program and continued her winning ways after a successful 10-year tenure at Northern Illinois University.

Under Coach "A", the Badgers went further than any team in school history winning their first NCAA tournament game before losing in the second round to fifth-ranked Texas Tech at the 1995 subregional in Lubbock.

At 20-9 overall, Wisconsin tied its second most successful season in school history. It was only the second winning season in the past 10 years for a UW team. The record was Albright-Dieterle's sixth 20-win season in the past seven years, and her fifth NCAA tournament appearance in the past six years. She achieved her 200th win during the season, and her 11-year career record now stands at 208-119 (.636 percent).

Named the 1995 Big Ten and WBCA District IV Coach of the Year by her peers, Albright-Dieterle brought immediate success to Wisconsin as the Badgers placed third in the Big Ten Conference with an 11-5 record, improving from ninth place a year ago.

Winning and attending the NCAA tournament is the rule rather than the exception for Albright-Dieterle, who left NIU with a decade of accomplishments to her credit. The all-time winningest basketball coach at NIU, she held a 188-110 (.631) mark, and was 140-48 (.744) her last six years including five 20-win seasons and four NCAA tournament appearances.

Her last two teams at NIU finished with 24-6 records, and were Mid-Continent regu-



lar-season or tournament champions. Both teams attended the NCAA tournament before losing in first-round action. She was honored in 1994 by the Illinois Basketball Coaches Association with her third "Coach of the Year" title in the past four years.

A four-time conference coach of the year in now the Big Ten and both the North Star and Mid-Continent Conferences, Albright-Dieterle began her coaching career in 1981 under one of the game's best in Pat Head Summitt at Tennessee. While a graduate assistant under Summitt, the Volunteers were NCAA Final Four participants in 1982, and NCAA quarter-finalists in 1983.

In 1983, she joined the University of Cincinnati coaching staff as an assistant coach and recruiting coordinator. A year later she assumed the head coaching position at Northern Illinois where she established a program of national recognition.

She has coached five Kodak District IV all-Americans, two Olympic Festival athletes, and one USA team participant in Basketball Writers' Association all-American E.C. Hill. She earned Women's Basketball Coaches Association (WBCA) District IV "Coach of the Year" honors in 1995 and 1990, and in 1993, was the assistant coach for Team USA which earned a bronze medal at the World University Games.

In 1992, Albright-Dieterle helped direct the USA Junior National team to a silver medal performance in the Pan American Confederation World Championship in Mexico. She was also a U.S. Olympic Festival coach for the South team which won the gold medal in 1991.

The Graham, N.C., native graduated cum laude in health and physical education from Appalachian State University in 1977, where she was a letterwinner in both basketball and volleyball. She taught high school for four years in Spartanburg, S.C., prior to deciding to pursue her coaching career at Tennessee. Albright-Dieterle earned a master of science degree in physical education with emphasis in sports psychology from Tennessee in 1983.

Jane Albright became Albright-Dieterle with her marriage to Dave Dieterle of DeKalb, Ill., on August 17, 1991.

JANE ALBRIGHT-DIETERLE'S CAREER FILE

Season	School/Position	Record	Conf.	Head Coach	Team Accomplishments
1981-82	Tennessee-Grad. Asst.	22-10 (.688)		Pat Head Summitt	NCAA Final Four
1982-83	Tennessee-Grad. Asst.	25- 8 (.758)		Pat Head Summitt	NCAA Final Eight
1983-84	Cincinnati-Asst. Coach Recruiting Coordinator	16-12 (.571)		Sandy Smith	
1984-85	N. Illinois-Head Coach	15-13 (.536)	11-7	Jane Albright	MAC Post-Season Tournament
1985-86	N. Illinois-Head Coach	8-19 (.296)	6-12	Jane Albright	
1986-87	N. Illinois-Head Coach	11-16 (.407)	-	Jane Albright	
1987-88	N. Illinois-Head Coach	14-14 (.500)	6-4	Jane Albright	4th, North Star Conference
1988-89	N. Illinois-Head Coach	23- 7 (.767)	12-2	Jane Albright	2nd, North Star Conference
1989-90	N. Illinois-Head Coach	26- 5 (.839)	12-0	Jane Albright	1st*, North Star Conference, NCAA 2nd Round
1990-91	N. Illinois-Head Coach	25-10 (.714)	12-2	Jane Albright	2nd, North Star Conference 7th, National Women's Invitational (NWIT)
1991-92	N. Illinois-Head Coach	18-14 (.563)	8-4	Jane Albright-Dieterle	2nd*, North Star Conference, NCAA 2nd Round
1992-93	N. Illinois-Head Coach	24- 6 (.800)	15-1	Jane Albright-Dieterle	1st*, Mid-Continent Conference, NCAA 1st Round
1993-94	N. Illinois-Head Coach	24- 6 (.800)	18-0	Jane Albright-Dieterle	1st, Mid-Continent Conference, NCAA 1st Round
1994-95	Wisconsin-Head Coach	20- 9 (.689)	11-5	Jane Albright-Dieterle	3rd, Big Ten Conference, NCAA 2nd Round
11 years	Head Coach	208-119 (.636)			

* Indicates won conference tournament

ALBRIGHT-DIETERLE'S CAREER HIGHLIGHTS

Coach of the Year Honors

1995-Women's Basketball Coaches Association District IV,
Big Ten Conference
1995-Nominations for AP, Naismith and WBCA
National Coach of the Year awards
1994-Illinois Basketball Coaches Association
1993-Mid-Continent Conference and Illinois Basketball
Coaches Association
1991-Illinois Basketball Coaches Association
1990-Women's Basketball Coaches Association District IV
North Star Conference
1989-North Star Conference

USA Basketball Coaching

1993-USA National Team at World University Games,
bronze medal, assistant coach
1992-USA Junior Team at Pan American Basketball
Confederation Junior World Championship, silver
medal, assistant coach
1991-U.S. Olympic Festival, gold medal, head coach of
the South team

National Recognition-Teams



1995-NCAA Tournament 2nd Round
1st Round: Kansas in Lubbock, Texas, W 73-72
2nd Round: at Texas Tech, L 65-88
1994-NCAA Tournament 1st round
at Southwest Missouri State, L 56-75
1993-NCAA Tournament 1st round
at Georgetown, L 74-76


1992-NCAA Tournament 2nd round
1st Round: Louisiana Tech in DeKalb, IL, W 77-71
2nd Round: at Purdue, L 62-98
1991-at NWIT in San Antonio, TX, 7th place
1st Round: vs. Houston, L 71-83
2nd Round: vs. Alabama-Birmingham, L 71-78
3rd Round: vs. Notre Dame, W 84-82
1990-NCAA Tournament 2nd round
1st Round: Texas Tech in DeKalb, IL, W 84-63
2nd Round: at Purdue, L 81-86
1990-NCAA Division I Scoring Leader (94.5 pts. per
game); free throw percentage leader (.775)

Post Season Record: Albright-Dieterle is 3-5 in NCAA games;
and 1-2 in the National Women's Invitational Tournament

National Recognition-Individuals

U.S. Olympic Festival
E.C. Hill, NIU-1991
Carol Owens, NIU-1986
Kodak All-Americans (District IV)
Barb Franke, Wisconsin-1995
E.C. Hill, NIU-1993
Lisa Foss, NIU-1991
Carol Owens, NIU-1989, 1990
U.S. Basketball Writers' All-American
E.C. Hill, NIU-1994
Associated Press All-American
Barb Franke, Wisconsin-1995 (Honorable Mention)
USA Basketball Team
E.C. Hill, NIU-1993





Sue Semrau

Sue Semrau begins her second year at Wisconsin and her fifth year as the first assistant coach and recruiting coordinator working with Badger head coach, Jane Albright-Dieterle. Semrau joined Albright-Dieterle at Northern Illinois in 1991, and contributed to NIU's three straight NCAA tournament appearances, as well as Wisconsin's best-ever NCAA second-round finish in 1995.

Prior to her appointment at NIU, she was the head basketball coach at Occidental College in Los Angeles for four years. She compiled a 51-47 record at the Division III institution while concurrently serving as the assistant athletic director.

At Occidental, Semrau also coached two seasons of soccer while assuming her regular administrative responsibilities for recruiting, scheduling, fundraising and promotions. She served on the NCAA regional selection committee and chaired the Southern California Intercollegiate Athletic Conference for women's basketball.

Before coaching at Occidental, Semrau worked as the public relations and promotions director for the L.A. Heat professional soccer team from 1986-87 and served as the public relations director for the Seattle Storm soccer team the previous year. She was the assistant basketball coach at Santa Monica High School in 1986-87.


As a player, Semrau graduated from Shorecrest High School in Seattle, Wash., while earning all-conference honors as a guard her senior year. She attended the University of Puget Sound two years, earning Freshman of the Year honors. In 1984, Semrau transferred to the University of San Diego where she ranks 13th in all-time scoring and fourth in all-time assists in just two years. She graduated with a bachelor's degree in communications from the University of California-San Diego in 1985 and earned her master's degree in athletic administration from the University of Southern California in 1988.

"My staff is tremendous. They inspire me daily to become the best coach I can be. They hold me accountable, and help to create the positive atmosphere in our program. Together we share the same vision of excellence for our student-athletes, and are committed to helping them reach their individual potential as students, people and athletes."

Jane Albright-Dieterle

The Badger assistant coaching staff blends years of playing and coaching experience at different levels of basketball. The enthusiastic staff includes Bridgett Bonds Williams (L), first assistant Sue Semrau (C), and Angie Johnson.






Bridgett Bonds Williams

Bridgett Bonds Williams came to Wisconsin in 1994 for her first season working with Jane Albright-Dieterle. Williams coordinates all of the travel arrangements for the Badgers, and doubles as a recruiter and academic contact. She also directs the various BadgerBall camps during the summer.

Williams played power forward at Southern Illinois-Carbondale from 1984-88, where she earned Kodak All-America District V honors and was the Gateway Conference most valuable player in 1987. As the Saluki's leading rebounder, she led SIU to unbeaten seasons in Gateway Conference play and league crowns in 1986 and 1987. The Salukis qualified for back-to-back appearances in the NCAA tournament those same years. An SIU career top-10 record holder in points, rebounds, blocks and assists, Williams was inducted into the SIU Athletic Hall of Fame in 1993.

The St. Louis native received both her bachelor's degree in advanced technical studies in 1988, and her master's degree in vocational education studies in 1990 from SIU. She was the assistant coach at her alma mater from 1992-94, and served as the head girls basketball coach at Lincoln Junior High School in Carbondale from 1990-92. She also assisted two years at John A. Logan College in Carterville, IL.




Angelia Y. Johnson

Angelia Y. (Angie) Johnson begins her second year as the restricted earnings coach with the University of Wisconsin women's basketball program. Johnson works closely with the Hoop Troop BadgerBall Booster group, and with the Jane's Gems kids club.

She served as the assistant basketball coach at the Paul G. Blazer High School in her hometown of Ashland, Ky., from 1991-94. She was also the head coach for the George M. Verity Middle School one year where her seventh and eighth grade teams combined for a 35-5 record, and coached the Crabbe Elementary school grade school girls.

Johnson was a scholarship player at the University of Louisville from 1987-91. A 5-11 center, she still ranks among the top 10 in career records at Louisville in rebounds and games played with 621 caroms in 120 games played. She led her team as a junior in rebounding with 7.1 per game, and in free throw accuracy hitting .750 percent.

A biology major, she was honored as the Ed Kallay Senior Award winner in 1991, and was a Woodford R. Porter Scholar from 1987-91.



Melissa A. Bruner

Melissa A. Bruner begins her first year at Wisconsin as an administrative assistant to the Badger basketball program.

The Naperville, Ill., native received her business administration and accounting degree at Coe College in Cedar Rapids, Iowa, and earned her master's degree in physical education with a concentration in athletic administration from Ohio University in June of 1995. While pursuing her studies, Bruner was a multi-sport letterwinner and earned high distinction for her academic pursuits as a member of Mortar Board and Phi Kappa Phi honor society.

While attending Coe, Bruner lettered in softball four years, and basketball, tennis, and volleyball two years. She earned academic all-conference in each sport, recognizing her for her athletic and academic achievements, and was a national GTE Academic all-American her senior year. She also served as a residence hall supervisor and was active in several student activities committees.

Bruner served as a graduate assistant and teaching associate at Ohio University working with the athletic director in providing various student academic services and assisting in compliance issues.

In her position at Wisconsin, Bruner will assist Jane Albright-Dieterle in public relations scheduling and all administrative matters regarding Wisconsin Women's Basketball.

Wisconsin's tour of Europe in August did more than bring the team closer together. It provided a competitive opportunity in the preseason that may also serve as a preview of what promises to be an outstanding year.

Coming on the heels of a 20-9 season and best-ever NCAA tournament finish, the second coming of BadgerBall promises to be a high-scoring, uptempo, fun-filled affair with a basketball team that has great chemistry and talent.

"The trip to Europe exceeded all of my expectations. The players proved they are very serious and ready to pick up where they left off last year. They have gone to another level in what I expect from a team."

Jane Albright-Dieterle

Last season, first-year coach Jane Albright-Dieterle introduced a new style of play, and a new team attitude that created success and attracted fans by the thousands. Four starters return from the Big Ten's third-place team that tied the second-best record in UW history, but is intent on being the best team this season.

Pre-season all-American candidates **Barb Franke** and **Keisha Anderson** are "Ms. Inside" and "Ms. Outside". Junior guard **Katie Voigt** is the three-point goal playmaker, and sophomore **Ann Klapperich**, who became a freshman starter last season, is a strong complement to Franke in the middle. All four are returning double-figure scorers that also averaged 57 percent of the rebounding last year.

Franke, a versatile player who has led Wisconsin in scoring and rebounding the last two years and last year averaged 19 points and eight rebounds, is on-track to be the school's all-time leading scorer needing just 508 points in her senior season. A 1995 WBCA District IV all-American, the 6-2 center/forward is one of the top players in the nation and hopes to lead Wisconsin to its first-ever conference title, and a return to the NCAA tournament.

Anderson, who along with Franke earned all-Big Ten second team status in her first season at Wisconsin, has her sights set on the conference assists and steals records that she barely missed setting last year. The lithe, 5-7 point guard averaged 13 points, 5.2 assists and 3.7 steals per game while directing UW's offense and setting school season records of 153 assists, and 109 steals.

Voigt, a 6-1 shooting guard spent the summer in the gym and led the Badgers in scoring on the European tour averaging 20.8 points while hitting 40 percent of her three's (16-40). A two-year starter, Voigt has the height and ability to see the floor and appears to be set for an outstanding junior year after averaging 10 points, four rebounds, and 2.7 assists last year.

"Katie played better in Europe than she did all last year," said Albright-Dieterle. "She has proven that she wants to be that outside shooter that we were missing."

A 6-1 forward, Klapperich can post-up or face the basket and shoot the 15-footer. She averaged 10 points and 5.8 rebounds while hitting 50 percent from the field. She started 16 games and set UW freshmen records in free throws hitting 69-89 for .793 percent.

Reserves **Karie Cattnach, Tracy Winkler, Jenny Rhodes, Michele**

Burkholder, Stacy Riemer and Kesa Dillon will have important roles this season. Cattnach can be deadly from three-point land and averaged 3.4 points while hitting 38 percent of her treys (26-68). Rhodes can be a strong rebounder and has shown improvement in her offensive moves. Winkler is a part-time starter who averaged 3.9 points and 2.6 rebounds last year. Burkholder hit 11 of 13 shots for 24 points in Europe, and could be looking at more playing time this season.


Former letterwinner **Jennah (Burkholder) Hartwig**, a 6-0 sophomore forward who averaged 8.0 points and 5.1 rebounds as a freshman, is returning to the lineup after sitting out last year following the birth of her child.

Wisconsin's other newcomers will also contribute immediately. The Badgers will have a true center in 6-5 freshman **Amy Wiersma**, who averaged 19.9 points, 9.3 rebounds, and 3.6 blocks in 16 games as a senior. The second-team *Parade* all-American is recovering from surgery for a torn anterior cruciate ligament, but is ahead of schedule in her rehabilitation and is expected to be ready for the season's start.

Tanisha Boston, a 6-0 freshman forward, is also expected see lots of playing time. The 1995 Wisconsin AP Player of the Year averaged 20.9 points and 16.6 rebounds while playing center,

forward and guard her senior year. A versatile and strong athlete, she was also the 1994 Wisconsin state high school shot put champion.

From Paris to London, the Badger team turned heads with its play in Europe. Come November, that same team plans to make opponents in the USA take notice as well.




All-American candidate, Barb Franke, is a big reason the world is taking notice of Wisconsin Basketball. Franke earned a spot on the 1994 and 1992 U.S. Junior Select Basketball teams traveling to Canada and Taiwan. She earned 1995 WBCA District all-American honors while leading Wisconsin with 18.9 points and 7.9 rebounds.



ABOVE: Wisconsin earned just its second bid to the NCAA Championship and won its first post-season game in the history of the program with a thrilling 73-72 last second win in the subregional at Lubbock, Texas.

BELOW: Returning starter Katie Voigt was third on the team in scoring last year averaging 10.1 points per game. She led the Badgers during the European tour with an average of 20.8 points per game in four contests.



You had an extraordinary first year; how can you top it? What goals have you set?

COACH A: Our goal would be to continue to raise our level as a basketball team and as a basketball program. We certainly don't want to rest on the laurels of one meaningful, fun, great season. We have a lot of room to grow in a lot of areas. I don't think I am going to get into saying we want to win the Big Ten yet, but I know that is what our kids are saying.

Was last year's team a group of over-achievers or a truly talented group of individuals waiting to produce?

COACH A: I think they were truly talented and just waiting to produce. A hundred things probably had to go right for us to have the year we had, and 95 did. It was kind of a magical year, but one that resulted from a lot of hard work and effort and refusing to quit in certain situations. I think that there were a lot of close games we didn't win by many points, but the team showed a lot of heart and soul at the end of the games, when they could've gone the other way.

You have some talented newcomers; how do you see the recruits contributing right away?

COACH A: I think we are going to be very versatile, and we're going to bring some people outside that were inside. We're going to change our offense somewhat; make it a little different to use the versatility. We've got a very big line-up. I think that Tanisha and Amy will immediately make an impact on this program with their talent, with their personalities, and with their visions of what they want to do as a student-athlete.

"I think that a goal would be definitely to get back to the NCAA tournament now that we have had a taste of it. We'd just like to keep raising the level of our program continually in the state of Wisconsin and in the region—continue to grow statewide and regionally before we make an impact nationally."

Jane Albright-Dieterle

Depth was certainly a concern last year. Along with more depth this season, what are the other team strengths?

COACH A: After seeing us perform in Europe it is evident our strengths are depth and chemistry. Some players that didn't get the opportunity last year to perform came through and proved that they had worked very hard this summer to help us be successful. Certainly when you're away from the country for 10 days you get to have a lot of experiences with one another, whether they were big ones or small ones, that help you develop team chemistry. I felt like that was something that was very positive.

Will there be any significant changes in BadgerBall as a style of play?

COACH A: None. Push it up the court. Build on it. If anything, give more freedom. We would like to give them more freedom to make even more decisions than they are making.

Was the Big Ten conference schedule everything you expected?


COACH A: I think the Big Ten was everything I expected plus more. Just preparing day in and day out for great competition and knowing that there is not much difference between who we're going to play and us. There is not a lot of room for error. And, you know that you're going to have to give your best effort or you are not going to win the game. And you better play 40 minutes, and there is tremendous talent. The coaches get the most out of the players in the Big Ten. There is a lot of young talent in the Big Ten and they're all somewhere over the summer getting better, of course.

"My experience at Wisconsin is a 10. The people have been wonderful. My team starts the list. As a first year coach to come in and have this kind of team: personality, chemistry and talent, was a real blessing for me."

Jane Albright-Dieterle

Talk about Wisconsin's experience at the conference tournament.

COACH A: We've said it often, that we failed miserably in front of a lot of people. We couldn't create that pressure all year, no matter what we tried. We couldn't create that kind of big game, and we had not been in one together. It was something that we thought we were prepared for and we weren't. It was like you take steps forward, you know, three steps forward and one step backward. And we had taken a lot of steps forward and we took three or four steps backwards. I think we re-evaluated and then regrouped and did what we had to do for the NCAA tournament.



Wisconsin speedster, Keisha Anderson, set both the UW assists (153) and steals (109) season records last year. The junior point guard has her sights set on the Big Ten steals record after just missing the conference season record by four.


But, I will always believe that if that hadn't happened to us, that we would've never beaten Kansas. I think it was just the atmosphere, our lack of focus when we thought we were focused. We tried to be confident when we weren't. We fell down. But the thing I was most proud of is that they got back up. It was the time of year that you don't have a lot of energy to get back up, and they did it anyway. So, it ended up being a blessing in disguise. We're already excited about the conference tournament this year. I mean that's something I think they will look forward to and know what it really is.

Do you have a projection for upper-division teams in the Big Ten?

COACH A: Purdue and Penn State have proven they are the teams to beat. I can't imagine that changing. Ohio State's Katie Smith is in her senior year, Iowa will be better. Theresa Grentz will come in with a new system at Illinois. Michigan State, certainly, should be at the top of our list just as a matter of a team that beats you three times. When you think of our losses last year (20-9), and a third of them were to Michigan State, they are automatically a team that will gain our attention.

Talk about the addition of Tennessee to the schedule, and what does that say about your program?

COACH A: One thing we're trying to do is bring the best women's basketball to the state of Wisconsin, and give people the models of the programs we are wanting to be like. Some of those programs are outside of the Big Ten, and you have to acknowledge there are perennial powers that are out there. It is an honor for a team like that to come to us. First, it will give the state a look at a program who has been there for 20 years. Pat (Summitt) has established herself as the top coach of the game. You've seen her on TV forever, Now come to the



Ann Klapperich began starting during the Big Ten season and averaged 13 points and seven rebounds in conference games. The sophomore forward presents a strong presence and proved to be a great complement in the paint to Barb Franke.

Field House to watch her. And, it gives us an honest shot to compete against a great team, and I think we've got one.

All-time attendance records were set last season with BadgerBall. To what do you attribute the success?

COACH A: I think three things. One would be success. Two would be the personality of my team—they have personality—you can see their frustrations; you can see they're happy, or what they are excited about. They have a lot of personality. The third thing would be the state of Wisconsin's love for sport. They have been waiting for a reason to go to a women's basketball game, and now they have one.

After just a year at Wisconsin, how do you feel about the experience?

COACH A: I think it still is a ten. The people have been wonderful. My team starts the list. I think just the fact as a first-year coach I could come in and have this kind of team: personality, chemistry, and talent, was a real blessing for me. Another thing was the way we were accepted, and the support system that we had. People gave us every opportunity to succeed. So, I think I am sold on the cheeseheads.

1994-95 HIGHLIGHTS

Received an NCAA Basketball Tournament bid, just the second in school history, as the No. 10 seed in the Mideast Region

NCAA Mideast Subregional Finalists, Round of 32, the farthest a Badger women's team has ever gone in NCAA post-season play

First NCAA tournament win, 73-72, over 23rd-ranked Kansas

20-9 record, second best record in UW history and just the third 20-win season for UW, ever

Third place Big Ten finish, second best in history (11-5), after a ninth place ranking a year ago

Second time in school history the team has been nationally-ranked, going as high as 21st

First-ever sellout of a women's event with 11,500 attending the Michigan State game on Feb. 12, 1995

Set all-time attendance records of 4,944 per game and 6,586 in Big Ten games, ranking 12th nationally

Head Coach Jane Albright-Dieterle voted the Big Ten and WBCA District IV Coach of the Year

Barb Franke named Kodak All-American, honorable mention by a vote of the WBCA District coaches, just the second UW player to receive that honor. Named second team all-Big Ten along with Keisha Anderson

It was a great run as Wisconsin concluded one of its best seasons on the books at 20-9 with an NCAA second-round loss to fifth-ranked Texas Tech, 65-88, in Lubbock, Texas.

The Badgers won their first-ever NCAA tournament game with a 73-72 win over No. 23 Kansas to advance for the first time to the second round of the NCAA Basketball Tournament.

Competing in just their second NCAA tournament as an at-large pick and the No. 10 seed in the Mideast region, the Badgers exceeded all expectations last season. The team placed third in the Big Ten with an 11-5 record and had just the third 20-win season in Badger history.

The year before, Wisconsin placed ninth in the conference with a 6-12 record and was 13-14 overall. The Badgers were picked in the pre-season Big Ten coaches poll to finish in a tie for sixth in the league. The third-place Big Ten Conference finish in 1995 was the best for a Badger team since 1991-92, when the team was also third in the conference (13-5) and finished 20-9 overall while accepting the program's first NCAA bid.

Among the many seasonal honors accrued last year, was Wisconsin coach Jane Albright-Dieterle being named the 1995 Big Ten Conference and WBCA Coach of the Year by both her peers and in a vote of the media. In just her first year at Wisconsin, Albright-Dieterle resurrected the Badger women's basketball program from a ninth-place Big Ten finish to the second round of


the NCAA tournament, the farthest a Badger team has ever gone in NCAA post-season play.

Two Wisconsin players earned all-Big Ten second team honors. UW's junior center **Barb Franke (Cedar Falls, IA)**, and sophomore point guard **Keisha Anderson (Racine, WI)** were recognized at the Big Ten tournament. Franke became just the second UW player to earn Women's Basketball Coaches Association (WBCA) District all-America honors, one of 45 nationally.

Albright-Dieterle took over a program that had just one winning season in the past 10 years, and found success both in the win-loss columns, and in fan support. "BadgerBall" became the hot ticket in Madison as Wisconsin more than doubled all previous attendance records including the first-ever sellout of a women's event.

Wisconsin recorded the top three single game attendances in the Big Ten, and the 11,500 attending the Michigan State game was the eighth best attendance mark nationally.

The Badgers more than doubled their cumulative attendance average with 59,329 total fans for an average of 4,944, ranking 12th nationally.



The Badgers graduated just one starter, 6-0 forward Camille Williams (#33), who averaged 6.8 points. Williams, shown here with point guard Keisha Anderson, became a UW high jumper during the outdoor track season, tying for seventh at the NCAA Outdoor Championship.



Graduate Student
5-10 Guard
Oakland, CA
Holy Names High School
Coach: Lee Conboy

Career Single Game Highs:

Points—4 (three times)
 Field Goals—2 (twice)
 Field Goal Att.—4 vs. Northwestern, 2/29/93
 3-Pt. Goals—1 (twice)
 3-Pt. Att.—2 (twice)
 Free Throws—2 vs. Illinois, 1-22-93
 Free Throw Att.—3 vs. Minnesota, 1/20/95
 Rebounds—3 (three times)
 Assists—1 (seven times)
 Steals—3 vs. W. Michigan, 12/31/94
 Blocks—0

3

KESA DILLON

1994-95: Played a reserve role on the court and is an integral part of the coaching team while on the bench ... when not in the game, scouts the opponent offensive and defensive schemes ... played sparingly in 18 games ... good defensive player with excellent knowledge of the game ... is well-liked and humorous—she provides emotional balance for the team ... received the coaches award ... graduated in May with a degree in journalism and hopes to enter broadcasting ... has one year of eligibility remaining ... **1993-94:** Played a reserve role in 16 games as a three-point specialist ... **1992-93:** Served as a sparkplug off the bench with her defensive hustle and three-point shooting ... played in 15 games averaging 0.9 points and 1.0 rebounds per game ... **1991-92:** Redshirt year ... **High School:** All-conference selection ... named team MVP averaging 12 points and eight rebounds per game ... North Coast selection ... Jack-in-the Box scholar with a GPA over 3.0 ... led team to conference championship ... named athlete of the year ... comes from a basketball family—her father, Harvey Dillon, played at USC in the sixties

The Dillon Profile

Personal: Born 8-7-73; parents are Harvey and Deborah Dillon; Nickname is K.D.

Interests: Favorite Subject: Journalism ... Favorite Meal: Gumbo ... Favorite Color: Green

Favorite Activities: Cooking, reading, dancing, writing, all sports

Person(s) Most Admired: My parents

If I were one of the following, what would I be? Movie: While You Were Sleeping ... Food: Gumbo ... Flower: Tulip ... Country: France ... Car: Convertible Bug ... Tree: Palm tree


If I could invite four people from any time period to dinner, they would be: Grant Hill, alone

Major: Journalism

Career Goal: Own my own magazine

What I like best about the UW: Strong school spirit (academic and sports)

Why I came to Wisconsin: Impressive academic standards, strong athletic tradition, and a beautiful campus



Career Record:

Season	G/S	FG	FGA	PCT	3PT	3PTA	PCT	FT	FTA	PCT	REB	AVG	PF/D	A	TO	BL	ST	MIN	PTS	AVG
1991-92	Redshirt Year																			
1992-93	15/0	5	15	.333	2	3	.667	2	3	.667	15	1.0	12/0	2	5	0	2	67	14	.9
1993-94	16/0	4	16	.250	0	5	.000	1	3	.333	13	.6	19/0	1	15	0	5	98	9	.6
1994-95	18/0	4	11	.364	0	0	.000	2	5	.400	8	.4	13/0	3	4	0	3	46	10	.6
Totals	49/0	13	42	.310	2	8	.250	5	11	.455	36	.4	44/0	7	24	0	10	211	33	.7

5 STACY RIEMER

1994-95: Played in a reserve role in four games and is an integral part of the Badger bench coaching staff ... when not playing, serves as another set of eyes and is assigned to watch the opponents and report plays and trends ... **1993-94:** Played a reserve role at point in 18 games averaging five minutes per contest ... **High School:** 1993 conference player of the year ... two-time first-team all-conference ... 1993 *Manitowoc Herald Times* Player of the Year ... 1992 honorable mention all-state ... averaged 15 points, 4 rebounds, 4.1 assists and 3.2 steals per game as a senior ... named to the *Appleton Post Crescent* and *Sheboygan Press* all-area teams as a senior ... member of the 1993 Wisconsin Basketball Coaches Association Division 3 and 4 South all-Star team ... set three assist records at Chilton with 350 in a career, 144 in a season and 10 in a game ... led her team to three consecutive conference titles ... member of the 1992 state Division 3 championship team with Badger teammate Tracy Winkler ... academic all-state and class valedictorian

The Riemer Profile

Personal: Born 2-3-75; parents are Jackie and the late Dennis Riemer; Nickname is Mikey

Interests: Favorite Subject: Graphics for Landscape Architecture ... Favorite Meal: Prime rib or spaghetti ... Favorite Color: Blue

Favorite activities: Reading, softball, woodworking, and cooking

If I were a one of the following, what would I be?: Movie: The Cutting Edge ... Food: Oreos and milk ... Flower: Rose ... Country: United States... Car: Jeep ... Tree: Oak


If I could invite four people from any time period to dinner, they would be: My dad, Grandpa, Grandma, and Uncle Dwayne

Major: Landscape architecture

Career Goal: To own a landscaping company

What I like best about the UW: The diversity of UW students

Why I came to Wisconsin: "The commitment to academic and athletic excellence."



Junior
5-7 Guard
Chilton, WI
Chilton High School
Coach: Ray Milada

Career Single Game Highs:

Points—4 (twice)
Field Goals—1 vs. UW-Milwaukee, 12/9/93
Field Goal Att.—1 (three times)
3-Pt. Goals—0
3-Pt. Att.—1 vs. Illinois, 1/22/95
Free Throws—4 vs. Illinois, 1/21/94
Free Throw Att.—4 vs. Illinois, 1/21/94
Rebounds—4 vs. NE Illinois, 12/11/93
Assists—3 (twice)
Steals—1 (four times)
Blocks—1 vs. Toledo, 11/26/93

Career Record:

Season	G/S	FG	FGA	PCT	3PT	3PTA	PCT	FT	FTA	PCT	REB	AVG	PF/D	A	TO	BL	ST	MIN	PTS	AVG
1993-94	18/0	1	3	.333	0	0	.000	10	13	.769	15	.8	13/0	12	25	1	0	98	12	.7
1994-95	4/0	0	2	.000	0	1	.000	1	2	.500	1	.2	1/0	0	1	0	2	5	1	.2
Totals	22/0	1	5	.200	0	1	.000	11	17	.647	16	.7	14/0	12	26	1	2	103	13	.6



Senior/Junior
5-10 Point Guard
Racine, WI
Washington Park High School/
University of Arizona
Coach: Jim Kerkvliet

Career Single Game Highs:

Points—22 (twice)
 Field Goals—9 (three times)
 Field Goal Att.—20 vs. Purdue, 1/27/95
 3-Pt. Goals—4 vs. Minnesota, 2/5/95
 3-Pt. Att.—7 (twice)
 Free Throws—7 vs. Iowa, 1/6/95
 Free Throw Att.—10 vs. Iowa, 1/6/95
 Rebounds—13 vs. Iowa, 1/6/95
 Assists—11 vs. Baylor, 11/25/94
 Steals—8 vs. Marquette, 2/9/95
 Blocks—2 vs. Marquette, 2/9/95

Career Record:

Season	G/S	FG	FGA	PCT	3PT	3PTA	PCT	FT	FTA	PCT	REB	AVG	PF/D	A	TO	BL	ST	MIN	PTS	AVG
1993-94	Redshirt year																			
1994-95	29/29	147	345	.426	17	69	.246	69	100	.690	133	4.6	80/2	153	112	5	109	979	380	13.1
Totals	29/29	147	345	.426	17	69	.246	69	100	.690	133	4.6	80/2	153	112	5	109	979	380	13.1

10 KEISHA ANDERSON

1994-95: An exciting player to watch and a major contributor to the Badger success with her pin-point passing, aggressive defense, shooting ability and up-tempo tactics ... led the Big Ten and set the UW season steals record with 109 (3.75 average) falling just four shy of the Big Ten Conference season record ... set the UW season assists record with 153 and ranked third in the Big Ten Conference averaging 5.3 per game ... had a career high 22 points against Purdue and had a career high 13 rebounds against Iowa ... has the ability to take over a game and led the UW in scoring in six games ... named to the St. Mary's all-tournament team ... broke her nose Feb. 3 but played 31 minutes that same night and did not miss a minute of play due to injury ... named second team all-Big Ten and one of five all-Big Ten Top Newcomers by SportsChannel ... earned a team award for defensive excellence ... was the Badgers' representative on the Big Ten all-star team that traveled to Japan the summer of 1995 ... averaged six assists, 5.2 steals and 10.8 points per game on the UW European tour ... **1993-94:** Red-shirt year after transferring from the University of Arizona ... **1992-93:** Point guard at the University of Arizona leading the Wildcats in scoring with 11.5 points per game ... started 26 of 27 games ... led the team in assists with 4.8 per game ... also averaged 4.0 rebounds per game ... named to the All-PAC 10 Freshman team ... leading scorer for the West team at the 1993 U.S. Olympic Festival ... **High School:** 1992 Gatorade Player of the Year ... 1991 and 1992 *Associated Press* first-team all-state ... averaged 22 points, eight rebounds, eight steals and six assists per game her senior year ... 1992 Kodak Prep All-America first-team selection ... 1992 *Parade* fourth-team all-America ... two-time *Milwaukee Sentinel* Player of the Year ... three-time first team selection by *Sentinel* and *Milwaukee Journal*

The Anderson Profile

Personal: Born 5-8-74; parent is Mary Jeffries; Nickname is K-dander

Interests: Favorite Subject: Afro-American Studies ... Favorite Meal: Lasagna ... Favorite Color: Black

Favorite Activities: Listening to music, playing the drums, and chatting to a friend on the telephone

Person Most Admired: J. Alston

If I were one of the following, what would I be? Movie: Speed ... Country: United States ... Car: Volkswagen Jetta ... Tree: Fuji

If I could invite four people from any time period to dinner, they would be:


Michael Jordan, Oprah Winfrey, Jada Pickett, and Bill Clinton


Major: Afro-American Studies/Criminal Justice

Career Goal: Law school

What I like best about the UW: Its willingness to try new things

Why I came to Wisconsin: "It was close to home, offered a diverse campus, and is a great place for opportunities."





**Sophomore
6-1 Forward
Fond du Lac, WI
Goodrich High School
Coach: Chuck Schuette**

Career Single Game Highs:

Points—23 vs. Iowa, 2/19/95
Field Goals—10 vs. Iowa, 2/19/95
Field Goal Att.—18 vs. Iowa, 2/19/95
3-Pt. goals—0
3-Pt. Att.—1 vs. Michigan State, 3/4/95
Free Throws—8 vs. Purdue, 1/27/95
Free Throw Att.—10 vs. Marquette, 2/9/95
Rebounds—134 vs. Marquette, 2/9/95
Assists—3 vs. Iowa, 1/6/95
Steals—6 vs. Indiana, 2/24/95
Blocks—2 (twice)

Career Record:

Season	G/S	FG	FGA	PCT	3PT	3PTA	PCT	FT	FTA	PCT	REB	AVG	PF/D	A	TO	BL	ST	MIN	PTS	AVG
1994-95	26/16	94	191	.492	0	0	.000	69	87	.793	152	5.8	62/2	17	42	8	33	537	257	9.9
Totals	26/16	94	191	.492	0	0	.000	69	87	.793	152	5.8	62/2	17	42	8	33	537	257	9.9

22 ANN KLAPPERICH

1994-95: Mature player who emerged as one of the top freshmen in the Big Ten and gave Wisconsin a new look after starting regularly in the second game of the conference season ... strong post player and a good complement to Barb Franke ... established career point-highs six times including 23 points at Iowa, and 20 points two other times ... had a career-high 13 rebounds against Marquette, and had 10 boards three other times. ... hit .513 percent (77-150) from the floor in the Big Ten season ... averaged 13.1 points and 6.9 rebounds in Big Ten games and was the fourth leading scorer with a 9.9 overall average ... has remarkable range with her 10 to 15-foot pull-up jumper ... effective at the free throw line setting a UW freshman record for best free throw percentage with 69-87 free throws for .793 percent ... was forced to sit out the NCAA subregional games after contracting mononucleosis diagnosed the week of the tournament ... received the most improved player team award ... averaged 13 points hitting 20 of 40 field goals while in Europe ... **High School:** 1994 *Associated Press* and *Milwaukee Journal* Player of the Year ... averaged 21.1 points and 14 rebounds her senior year ... also averaged 4.1 steals and 3.6 assists per game while leading her team to a 20-2 record and Wisconsin Interscholastic Athletic Association (WIAA) "Sweet 16" appearance ... her 1992-93 team also qualified for the WIAA State Championship before losing in the semi-finals ... earned all-conference and all-state first-team honors

The Klapperich Profile

Personal: Born 10-2-75; parents are Gene and Pat Klapperich; Nickname is Hulk

Interests: Favorite Subject: U.S. History ... Favorite Meal: Lasagna ... Favorite Color: Forest green

Favorite Activities: Listening to music, playing softball and volleyball

Person Most Admired: My mom


If I were one of the following, what would I be? Movie: *Beauty and the Beast* ... Food: Pasta ... Flower: White rose ... Country: Switzerland ... Car: A black Lexus with gold trim ... Tree: Oak

If I could invite four people from any time period to dinner, they would be: Elvis Presley, Michael Landon, Sarah Gannon, Bernice Klapperich

Major: Letters and Science

What I like best about the UW: Madison is a great town with a lot going on.

Why I came to Wisconsin: "The education is top notch, I'm close to my family, and there is a lot of basketball talent here."





Junior
6-1 Guard
Woodruff, WI
Lakeland High School
Coach: Brian Maki

Career Single Game Highs:

Points—27 vs. Illinois, 2/20/94
 Field Goals—10 vs. Illinois, 2/20/94
 Field Goal Att.—19 vs. Northwestern, 1/23/94
 3-Pt. Goals—5 (twice)
 3-Pt. Att.—11 vs. Iowa, 2/7/94
 Free Throws—10 vs. Penn State, 2/23/94
 Free Throw Att.—12 vs. Penn State, 2/23/94
 Rebounds—12 vs. Indiana, 3/4/94
 Assists—16 vs. Ill.-Chicago, 12/13/94
 Blocks—2 (twice)
 Steals—8 vs. Notre Dame, 12/4/93

Career Record:

Season	G/S	FG	FGA	PCT	3PT	3PTA	PCT	FT	FTA	PCT	REB	AVG	PF/D	A	TO	BL	ST	MIN	PTS	AVG
1993-94	27/27	113	248	.456	33	96	.344	70	93	.753	173	6.4	47/0	124	137	8	29	907	329	12.2
1994-95	29/28	98	267	.367	57	164	.348	39	48	.812	116	4.0	55/1	79	73	10	35	919	292	10.1
Totals	56/55	211	515	.410	90	260	.346	109	141	.773	289	5.2	102/1	203	210	18	64	1826	621	11.1

31 KATIE VOIGT

1994-95: Led the team in scoring on UW's European tour averaging 20.8 points in four games and hitting 16 of 40 three-point goals and 46 percent from the field ... adjusted to the role of shooting guard last season after playing the point as a freshman ... handles the point when Keisha Anderson is out ... is the go-to three-point specialist but can also drive, or pull-up and deliver the jumper ... had a season-high 22 points against Illinois hitting five-of-nine three-pointers ... hit five three-pointers in a game twice last season and averaged .348 from beyond the arc ... led the team and ranks first in UW career free throw percentage converting 77 percent (109-141) ... was third in team scoring averaging 10.1 points and second on the team in assists averaging 2.9 per game ... earned academic all-Big Ten honors ... received a team award for free throw shooting excellence ... **1993-94:** Started all 27 games ranking second on the team in points with 12.2, second in rebounds with 6.4, and first in assists with 4.6 per game ... second in all-time assists for the season with 124; ranked fifth in the Big Ten Conference in assists ... set five UW freshmen single game records and is second in four season records ... had single game highs of 27 points, 12 rebounds, 16 assists, 8 steals ... was Wisconsin's representative on the Big Ten all-Star team that was undefeated in six games in a summer tour of England ... **High School:** 1993 *Milwaukee Journal* Player of the Year ... 1993 "Miss Basketball" by the Wisconsin Basketball Coaches Association ... 1993 fourth team *Parade* All-American ... two-time *Associated Press* first team all-state ... 1992 *Associated Press* Player of the Year ... led her team to 52 straight wins before losing in the 1993 state championship final ... led her team to the 1992 state Division 2 championship ... averaged 23.2 points, 10 rebounds and 5 assists per game as a senior ... member of the Wisconsin Coaches Scouting Service team that won the 1991 World Youth 17-under Championship ... earned first team all-conference honors as an outside hitter/middle blocker three years while her volleyball team placed third in the 1992 and second in the 1991 WIAA state championship ... member of National Honor Society and class valedictorian

The Voigt Profile

Personal: Born 4-7-75; parents are Ted and Gretchen Voigt; father played basketball at UW-Madison from 1967-69, and later was the assistant basketball coach to UW's John Powless, 1971-74; Nickname is Kates

Interests: Favorite Subject: African American studies ... Favorite Meal: My mom's tacos ... Favorite Color: Forest green

Favorite Activities: Volleyball, biking, going to the beach, watching basketball games (especially watching my brothers play)

Person(s) Most Admired:
 My parents

If I were one of the following, what would I be? Movie: *The Natural* ... Food: Raspberries ... Flowers: Snapdragon ... Country: United States ... Car: Viper ... Tree: Maple

If I could invite four people from any time period to dinner, they would be:
 Jesus, Magic Johnson, Grandpa Bohmert, Grant Hill


Major: Education

Career Goal: Win the NCAA national championship and play on the Olympic team; become a teacher and a coach

What I like best about the UW:
 My teammates and I like the city of Madison

Why I came to Wisconsin: "I wanted to help build the UW women's basketball program, and the university is fairly close to my home."





Senior/Junior
5-10 Forward/Guard
Markesan, WI
Markesan High School
Coach: Dan Sigurslid

Career Single Game Highs:

Points—14 vs. Indiana, 1/3/95
 Field Goals—5 vs. Indiana, 1/3/95
 Field Goal Att.—10 vs. Ill.-Chicago, 12/13/94
 3-Pt. Goals—4 vs. Indiana, 1/3/95
 3-Pt. Att.—8 vs. Baylor, 11/25/94
 Free Throws—3 vs. Ill.-Chicago, 12/15/94
 Free Throw Att.—4 vs. Ill.-Chicago, 12/15/94
 Rebounds—6 vs. Illinois, 1/22/95
 Assists—3 vs. Michigan, 2/26/95
 Steals—3 vs. Baylor, 11/25/94
 Blocks—1 several times

34 KARI CATTANACH

1994-95: A top reserve and major threat from three-point land hitting 41 percent of her treys (14-34) in the Big Ten season while averaging 3.4 points in 12 minutes of play ... capable of a big game hitting a career high 14 points against Indiana shooting four-of-five from beyond the arc ... ranks seventh in UW career three-point goals made and attempted (40-114) and third in career three-point percentage at .351 ... earned academic all-Big Ten honors ... received a team award for community service excellence ... **1993-94:** Returned from knee surgery a year ago to play a reserve role in all 27 games... averaged 2.3 points and 1.6 rebounds while playing 10 minutes per game ... recorded a career-high eight points against Northeastern Illinois ... **1992-93:** Red-shirt year ... **High School:** 1992 *Associated Press* first-team all-state selection ... injured right knee during a WIAA sectional game and underwent reconstructive surgery in April of 1992 ... averaged 22 points, six assists and five steals per game her senior year ... was a first-team all-conference and all-Oshkosh player four years ... led conference in scoring and assists ... all-area and all-conference MVP as a senior ... averaged 16 points, nine rebounds, and 5.6 assists per game while playing for the 1991 WIAA Division 3 Championship ... also played volleyball and softball earning all-conference honors

The Cattanach Profile

Personal: Born 2-5-74; parents are Tom and Lynn Cattanach; Nickname is Kit Kat

Interests: Favorite Subject: African Storyteller ... Favorite Meal: Chajitas ... Favorite Color: Mauve

Favorite Activities of: Reading, waterskiing, boating, volleyball

Person(s) Most Admired: My parents

If I were one of the following, what would I be?
 Movie: The Client ... Food: Chocolate Chip Cookie Dough ... Flower: Snapdragon ... Country: Greece ... Car: "Kit" from Knight Rider ... Tree: Poplar

Major: Business: Marketing, Management, and Human Resources

Career Goal: Lawyer

What I like best about the UW: The people



Why I came to Wisconsin: "Wisconsin has great academics and a very diversified campus."

Career Record:

Season	G/S	FG	FGA	PCT	3PT	3PTA	PCT	FT	FTA	PCT	REB	AVG	PF/D	A	TO	BL	ST	MIN	PTS	AVG
1992-93	Redshirt Year																			
1993-94	27/0	23	71	.324	14	46	.304	3	9	.333	42	1.6	31/0	8	14	1	13	281	63	2.3
1994-95	29/0	34	88	.386	26	68	.382	6	8	.750	42	1.4	29/0	25	19	4	13	357	100	3.4
Totals	56/0	57	159	.358	40	114	.351	9	17	.529	84	1.5	60/0	33	33	5	26	638	163	2.9

40 JENNAH HARTWIG

1994-95: The former Jennah Burkholder played her freshman year at UW before taking a one-year leave of absence following the birth of her child, Ashley ... has three years of eligibility remaining ... is the sister of sophomore teammate Michele Burkholder ... **1993-94:** Played in 26 games as a freshman ... averaged 20 minutes a game in a reserve role ... averaged eight points and five rebounds per game ... team's third-highest rebounder ... finished second on the team in steals with a 1.2 average ... UW freshman record-holder for best season field goal percentage at .558 (77-138) ... **High School:** 1993 *Associated Press* Player of the Year ... member of the 1993 state Division I championship team ... led her team to four straight appearances in the state tournament compiling a 96-8 record ... 1993 first team all-state honors by the *Milwaukee Journal* and the *Associated Press* ... four-time first-team all-conference and MVP ... 1992 *Associated Press* first-team all-state ... named to 1991 AP all-state second team ... averaged 19.1 points and 10 rebounds per game as a senior ... averaged 25 points and 13.6 rebounds per game as a junior ... led her team to the top ranking in the state in 1993 ... named the MVP of the Pius XI Thanksgiving tournament after scoring 52 points in two games ... member of the Wisconsin Coaches Coaches Scouting Service team that won the 1991 World Youth 17-under Championship ... also ran track and cross country four years

The Hartwig Profile

Personal: Born 10-10-74; parents are Evie and John Burkholder; married Brian Hartwig in 1994; have one daughter, Ashley, age 2

Interests: Favorite Subject: Writing ... Favorite Meal: Fettuccine ... Favorite Color: Red

Favorite Activities: Roller-blading, swimming, jogging

Person Most Admired: Jackie Joyner Kersee

If I were one of the following, what would I be?:

Movie: *Gone With the Wind* ... Food: Stuffed crust pizza ... Flower: Rose ... Country: United States ... Car: 1967 Chevelle SS ... Tree: Apple tree

If I could invite four people from any time period to dinner, they would be: John F. Kennedy, Marilyn Monroe, Michael Jordan


Major: Accounting

Career Goal: Own my own business

What I like best about the UW: All of the choices



Why I came to Wisconsin: "It was close to home."




Junior/Sophomore
6-0 Forward
Janesville, WI
Parker High School
Coach: Tom Klawitter

Career Single Game Highs:

Points—16 vs. Northwestern, 2/28/94
Field Goals—7 vs. Illinois-Chicago, 12/13/93
Field Goal Att.—11 vs. Northwestern, 1/23/94
3-Pt. Goals—0
3-Pt. Att.—0
Free Throws—7 vs. UW-Milwaukee, 12/9/93
Free Throw Att.—10 vs. UW-Milwaukee, 12/9/93
Rebounds—12 vs. Western Illinois, 11/28/94
Assists—3 (twice)
Blocks—4 vs. Minnesota, 1/9/94
Steals—4 vs. Purdue, 3/6/94

Career Record:

Season	G/S	FG	FGA	PCT	3PT	3PTA	PCT	FT	FTA	PCT	REB	AVG	PF/D	A	TO	BL	ST	MIN	PTS	AVG
1993-94	26/0	77	138	.558	0	0	.000	55	87	.632	133	5.1	35/0	27	69	15	32	538	209	8.0
1994-95	Leave of absence																			
Totals	26/0	77	138	.558	0	0	.000	55	87	.632	133	5.1	35/0	27	69	15	32	538	209	8.0



Junior/Sophomore

6-1, Forward

Milwaukee, WI

Milwaukee Lutheran High School

Coach: Randy Clinard

Career Single Game Highs:

Points—10 vs. W. Michigan, 12/31/94
 Field Goals—3 (twice)
 Field Goal Att.—5 vs. Penn State, 1/29/95
 3-Pt. goals—0
 3-Pt. Att.—0
 Free Throws—4 vs. W. Michigan, 12/31/94
 Free Throw Att.—6 vs. W. Michigan, 12/31/94
 Rebounds—5 vs. Kansas, 3/16/95
 Assists—2 vs. Iowa, 1/6/95
 Steals—0
 Blocks—0

42 JENNY RHODES

1994-95: Played a reserve role at center in 28 games spelling Barb Franke and averaging nine minutes a game ... had a career high 10 points against Western Michigan ... had a career high five rebounds against Kansas in the NCAA tournament ... received a team award for community service excellence ... **1993-94:** Red-shirt year ... **High School:** 1993 first-team Lutheran High School all-American ... 1993 WISAA state championship all-tournament team ... 1992 second-team all-Metro Conference ... averaged 9.4 points and 12.3 rebounds as a senior ... four-year starter ... ranked number one in the shot put for state private schools ... 1992 and 1993 National Honor Society member ... 1992-93 Brady Award winner for athletics and academics

The Rhodes Profile

Personal: Born 8-20-75; parents are Sherian and B.F. Rhodes; Nickname is Jenny Bean or 'J'

Interests: Favorite Subject: Portuguese ... Favorite Meal: Lasagna ... Favorite Movie: The Lion King ... Favorite Color: Purple

Favorite Activities: Watching Disney movies, hanging out with my friends, collecting anything that is purple

Person Most Admired: My older brother, John

If I were a one of the following, what would I be?: Movie: The Lion King ... Food: Lasagna ... Flower: Rose ... Country: Brazil ... Car: Jaguar ... Tree: Oak

If I could invite four people from any time period to dinner, they would be: Cleopatra, Queen Latifah, Magic Johnson, and Michael Jackson

Major: Afro-American Studies

Career Goal: Graduate and enter a successful career; continue to play basketball overseas



What I like best about the UW: The people

Why I came to Wisconsin: "My host on my recruiting trip gave me enough information to help make my decision, and Wisconsin had all that I wanted."

Career Record:

Season	G/S	FG	FGA	PCT	3PT	3PTA	PCT	FT	FTA	PCT	REB	AVG	PF/D	A	TO	BL	ST	MIN	PTS	AVG
1993-94	Redshirt Year																			
1994-95	28/1	14	30	.467	0	0	.000	9	18	.500	46	1.6	32/0	7	17	0	0	256	37	1.3
Totals	28/1	14	30	.467	0	0	.000	9	18	.500	46	1.6	32/0	7	17	0	0	256	37	1.3

43 MICHELE BURKHOLDER

1994-95: Played a reserve role appearing in eight games and averaging three minutes on the season ... sister is Jennah Hartwig, a Badger sophomore forward ... **High School:** Member of the 1993 Wisconsin State Division I championship team ... averaged 14 points and 10 rebounds per game as a junior ... earned *Associated Press* second team honors in 1993 and was named first team all-Big Eight Conference ... played only three games her senior season after having anterior cruciate knee surgery during the summer of 1993

The Burkholder Profile

Personal: Born 3-7-76; parents are Evie and John Burkholder

Interests: Favorite Subject: Art ... Favorite Meal: Lasagna ... Favorite Color: Aqua

Favorite Activities: Sports, drawing, swimming

If I were a one of the following, what would I be?:
Movie: Dazed and Confused ...
Food: Chocolate ice cream ...
Flower: Bleeding hearts ...
Country: Australia... Car: Convertible ... Tree: Willow



If I could invite four people from any time period to dinner, they would be: Brad Pitt, Michael Jordan, Jackie Kennedy, and Marilyn Monroe

Major: Letters and Science

Career Goal: Make it to the Final Four

What I like best about the UW: Social atmosphere

Why I came to Wisconsin: "It's close to home, and it is one of the top academic schools."




Sophomore
6-0 Forward
Janesville, WI
Parker High School
Coach: Tom Klawitter

Career Single Game Highs:

Points—2 (twice)
Field Goals—1
Field Goal Att.—3 (twice)
3-Pt. Goals—0
3-Pt. Att.—0
Free Throws—2 vs. St. Mary's, CA, 11/26/94
Free Throw Att.—2 (twice)
Rebounds—4 vs. Marquette, 2/9/95
Assists—0
Steals—1 vs. W. Michigan, 12/31/94
Blocks—0

Career Record:

Season	G/S	FG	FGA	PCT	3PT	3PTA	PCT	FT	FTA	PCT	REB	AVG	PF/D	A	TO	BL	ST	MIN	PTS	AVG
1994-95	8/0	1	8	.125	0	0	.000	3	4	.750	7	0.9	4/0	0	3	0	1	22	5	0.6
Totals	8/0	1	8	.125	0	0	.000	3	4	.750	7	0.9	4/0	0	3	0	1	22	5	0.6



Senior
6-2 Forward
Cedar Falls, IA
Cedar Falls High School
Coach: Richard Hach

Career Single Game Highs:

Points—35 vs. Michigan State, 3/4/95
 Field Goals—15 vs. Michigan State, 3/4/95
 Field Goal Att.—24 vs. Minnesota, 3/8/94
 3-Pt. Goals—2 (four times)
 3-Pt. Att.—4 (twice)
 Free Throws—13 vs. Purdue, 2/6/94
 Free Throw Att.—17 vs. Ohio State, 1/28/94
 Rebounds—15 (twice)
 Assists—5 (twice)
 Blocks—4 (twice)
 Steals—5 vs. W. Illinois, 11/29/94

Career Record:

Season	G/S	FG	FGA	PCT	3PT	3PTA	PCT	FT	FTA	PCT	REB	AVG	PF/D	A	TO	BL	ST	MIN	PTS	AVG
1991-92	29/29	128	236	.542	7	24	.292	65	110	.591	201	6.9	104/5	19	77	15	39	655	328	11.3
1992-93	Redshirt Year																			
1993-94	27/27	189	335	.564	14	38	.368	125	173	.723	225	8.3	84/2	44	118	19	29	817	517	19.1
1994-95	29/29	199	398	.500	9	31	.290	141	217	.650	229	7.9	100/1	41	107	19	39	934	548	18.9
Totals	85/85	516	969	.533	30	93	.323	331	500	.662	655	7.7	288/8	104	302	53	107	2406	1393	16.4

44 BARB FRANKE

1994-95: Two-time team MVP after leading the team in scoring and rebounding for the second consecutive year ranking third in the Big Ten in scoring at 18.9 and ninth in rebounding at 7.9 ... possesses a wide variety of post moves that make her hard to defend ... excellent hoop awareness; effective even when double-teamed ... named one of five to the WBCA District IV team thereby earning Kodak all-America honorable mention honors ... also earned *Associated Press* all-American honorable mention ... named second team all-Big Ten by the coaches poll for the second straight year ... two-time Big Ten Player of the week and all-tournament selection for the St. Mary's tourney (MVP) and the Arkansas Dial Classic ... tied a school record with 35 points against Michigan State and recorded nine double-doubles (points/rebounds) ... earned her 1,000th point Dec. 15th, scoring 1,000 points faster than any player in UW history breaking the barrier in her 64th career game, replacing the previous record of 66 games ... carries a lifetime scoring average of 16.4 ppg, and is on pace to become UW's all-time leading scorer (needs just 508 points) ... ranks seventh in UW career rebounding with 655 and second in field goal percentage at .533 (516-969) ... Was second on the team averaging 17 points and 9.3 rebounds during the UW European tour ... **1993-94:** Returned from knee surgery to lead the Badgers in scoring with 19.1 points and rebounding with 8.3 per game ... second team all-Big Ten honors ... made her second USA Junior national team as a R. Williams Jones Cup team gold medalist traveling to Taipei, Taiwan ... set career highs of 34 points and 15 rebounds while recording nine-double-doubles ... led the team in scoring in 17 games ... in conference rankings was third in scoring, fourth in rebounding, third in field goal percentage (.564) ... **1992-93:** Sustained season-ending right knee injury in pre-season exhibition game ... had ACL surgery in January of 1993 ... **1991-92:** 1992 Big Ten Freshman of the Year ... led USA Women's Junior National Select basketball team in scoring in five-game tour, averaging 16 points per game ... finished third on the UW team in scoring averaging 11.3 points per game ... led the team in field goal percentage at .542 (128-236) ... finished second on the team in rebounding with 6.9 per game ... started all 29 games as a freshman ... had a career high 21 against Indiana ... led or tied for rebounding honors in 13 games including a career high 12 against Michigan ... **High School:** Miss Iowa Basketball for the 1990-91 season ... led team to state five-on-five championship ... averaged 19.6 points and 12.4 rebounds per game ... 1991 AAU 18 and under all-American with team finishing second overall ... first team all-state, all-district, all-conference and all-metro selection ... named co-MVP of Big Eight Conference with former Badger teammate Camille Williams ... named all-state, all-conference and all-metro in volleyball ... holds school record in high jump

The Franke Profile

Personal: Born 9-2-73; parent is Mary Franke; Nickname is Baby

Interests: Favorite Subject: Math ... Favorite Meal: Lasagna ... Favorite Color: Red

Favorite Activities: All sports, horses, watching talk shows, music

Person(s) Most Admired: My family

If I were one of the following, what would I be? Movie: Vacation ... Food: String bean ... Flower: Wall flower ... Country: Country Kitchen ... Car: Herbie (The Love Bug) ... Tree: Christmas tree (with presents)

If I could invite four people from any time period to dinner, they would be:


Dan Majerle, Brad Pitt, Michael Jordan, Grandpa Schnepf

Major: Agricultural business management

Career Goal: Sports broadcaster, coach, or sports psychologist

What I like best about the UW: The size and the atmosphere

Why I came to Wisconsin: "I was attracted to the status of a Big Ten school, it was a friendly atmosphere, and it offered me the opportunity to help develop an expanding program."





Senior
6-2 Forward
Chilton, WI
Chilton High School
Coach: Ray Mlada

Career Single Game Highs:

Points—19 vs. Toledo, 12/10/94
 Field Goals—5 (three times)
 Field Goal Att.—10 vs. UW-Green Bay, 12/7/94
 3-Pt. Goals—1 vs. Northwestern, 1/23/94
 3-Pt. Att.—2 vs. Purdue, 3/6/94
 Free Throws—13 vs. UW-Green Bay, 12/7/94
 Free Throw Att.—14 vs. UW-Green Bay, 12/7/94
 Rebounds—11 vs. UW-Green Bay, 1/3/94
 Assists—5 vs. San Francisco, 1/4/93
 Blocks—4 vs. UW-Green Bay, 12/1/92
 Steals—3 (twice)

Career Record:

Season	G/S	FG	FGA	PCT	3PT	3PTA	PCT	FT	FTA	PCT	REB	AVG	PF/D	A	TO	BL	ST	MIN	PTS	AVG
1991-92	27/5	32	75	.427	1	2	.500	21	36	.583	86	3.2	77/2	27	34	11	15	411	86	3.2
1993-94	27/27	49	121	.405	1	6	.167	40	60	.667	122	4.5	71/2	42	63	18	25	568	139	5.2
1994-95	28/5	41	101	.406	0	1	.000	28	37	.757	74	2.6	54/0	19	35	3	14	400	110	3.9
Totals	82/37	122	297	.411	2	9	.222	89	133	.669	273	3.3	182/4	88	132	32	54	1378	335	4.1

50 TRACY WINKLER

1994-95: Is one of the top reserves having played in 28 games, starting five ... averaged 3.9 points and 2.6 rebounds in 14 minutes of play ... hit a double-double at Toledo with a career high 19 points and 10 rebounds including 13-of-14 free throws ... earned academic all-Big Ten honors ... a second year athletic board scholar ... received a team award for academic excellence ... **1993-94:** Started in all 27 games ... averaged 5.2 points per game ... tied for third on the team with 4.5 rebounds per game ... finished second on the team in blocks with 18 ... recorded a career high 14 points against Toledo and 11 rebounds against UW-Green Bay ... **1992-93:** Played in all 27 games, starting five ... averaged 3.2 points and 2.9 rebounds per game ... finished fourth on the team in field goal percentage hitting 32 of 75 shots for 42.7 percent ... was one of 12 selected from over 100 who tried out to participate for the North team for the U.S. Olympic Festival in San Antonio ... **High School:** 1992 first-team all-state selection ... led the Tigers to the 1992 WIAA Division 3 State Championship ... averaged 19 points and 11 rebounds per game as a senior ... also averaged four steals and three blocked shots a game ... hit 52 percent of her shots from the field ... earned first-team all-conference honors ... Chilton's all-time leading scorer and rebounder

The Winkler Profile

Personal: Born 12-2-73; parents are Don Winkler and Jane Winkler; Nickname is Wink

Interests: Favorite Subject: Zoology ... Favorite Meal: Lobster ... Favorite Color: Pink

Favorite Activities: Water skiing, downhill skiing, volleyball

Person Most Admired: My mom

If I were a one of the following, what would I be?:

Movie: The Neverending Story ... Food: Banana ... Flower: Tulip ... Country: Norway ... Car: Porsche 911 ... Tree: White pine

If I could invite four people from any time period to dinner, they would be:

Jesus, Ben Franklin, Elvis Presley, my grandma

Major: Nutritional sciences/dietetics

Career Goal: Have my own medical practice

What I like best about the UW: The diversity of people and the amount of things to do

Why I came to Wisconsin: "The university has great academics and the town's enthusiasm for athletics."



33 TANISHA BOSTON

6-0 Freshman • Forward • Milwaukee, WI • Milwaukee Bay View

Coach: Eugene Graham

High School: 1995 *Associated Press* Wisconsin state player of the year ... strong player, aggressive on defense, great rebounding instincts ... averaged 21 points, 17 rebounds, and seven assists as a senior ... school's all-time leading scorer and rebounder ... 1993 and 1994 *Associated Press* first-team all-state honors ... averaged 22.6 points and 14 rebounds as a junior ... ranked among the top 50 prospects in the country by Joe Smith ... played in the National AAU Tournament ... 1995 state shot put champion (42'-11") and runnerup in discus ... 1994 state discus and shot champion ... runner-up state champion in the discus in 1993

The Boston Profile

Personal: Born 6-3-77; parents are Hal and Lori Boston; Nickname is T. Bos

Interests: Favorite Subject: English ... Favorite Meal: Tacos ... Favorite Color: Red

Favorite Activities: Playing basketball

Person(s) Most Admired: My parents

If I were a one of the following, what would I be?:

Movie: *Bad Boys* ... Food: Taco ... Flower: Rose ... Country: United States ... Car: Jeep Cherokee ... Tree: Oak

Major: Undeclared

What I like best about the UW: I like the friendly people



Why I came to Wisconsin:

"I chose the UW because the team members and coaches had great personalities."

55 AMY WIERSMA

6-5 Freshman • Center • Randolph, WI • Randolph High School

Coach: Dave Adel

High School: 1995 *Parade* all-American second team ... named Miss Basketball by Wisconsin Basketball Association ... averaged 23 points and 14 rebounds as a senior before suffering a knee injury in February '95... returned to play in a state sectional but reinjured the knee ... had ACL surgery in April of 1995 and is expected to play in 1995-96 ... 1994 *Street and Smith* prep all-American ... *USA Today* top 25 player ... 1994 AAU all-American ... first team honors at the 1994-AAU Under-18 National Championship ... named the AAU Under-18 Most Valuable Player for the state of Wisconsin ... Averaged 18.6 points, 7.8 rebounds, and 5.1 blocks as a junior ... 1994 and 1995 Gatorade State Player of the Year ... named all-State first team by the *Associated Press* and the *Milwaukee Journal* and was the Journal's Player of the Year ... member of the academic high honor roll for eight straight semesters

The Wiersma Profile

Personal: Born: 9-10-76; parents are George and Wynita Wiersma; Nickname is Amos

Interests: Favorite Subject: Psychology, Physical Education ... Favorite Meal: Beef stroganoff ... Favorite Color: Forest green

Favorite Activities: All sports, reading, going out with friends

Person Most Admired: My mom


If I were a one of the following, what would I be?:

Movie: *Hoosiers* ... Food: Peach ... Flower: Rose ... Country: United States ... Car: Nissan Pathfinder ... Tree: Oak

Major: Psychology/Social Work

Career Goal: Receive a great education and go into a field where I can help people

What I like best about the UW: The spectator enthusiasm and coaches



Why I came to Wisconsin:

"I loved the coaches and their beliefs, hometown support and a great team."

Single Game

Most Points

30	Pam Moore (twice), 1977-78
30	Theresa Huff, 1979-80
27	Katie Voigt, 1993-94
27	Chris Pruitt, 1981-82
28	Michele Kozelka, 1988-89

Most Rebounds

17	Pam Moore, 1977-78
17	Michelle Lowman, 1978-79
16	Kay Fredrickson, 1987-88
15	Pam Moore, 1977-78
15	Michelle Lowman, 1978-79
15	Theresa Huff, 1979-80
15	Chris Pruitt, 1981-82

Most Assists

21	Amy Bauer, 1988-89
16	Katie Voigt, 1993-94
12	Amy Bauer, 1988-89
12	Janet Huff, 1980-81
11	Amy Bauer, 1988-89

Most Steals

8	Katie Voigt, 1993-94
8	Karen O'Malley, 1985-86
8	Pam Moore, 1977-78
7	Michele Kozelka, 1988-89
7	Pam Moore, 1977-78
7	Chris Pruitt, 1981-82
7	Gina Edmonds, 1987-88

Most Blocked Shots

10	Michelle Lowman, 1978-79
9	Michelle Lowman, 1978-79
8	Lisa Bonnell, 1984-85

Most Field Goals

13	Pam Moore, 1977-78
12	Michele Kozelka, 1988-89
11	Pam Moore (twice), 1977-78
11	Chris Pruitt, 1981-82
10	Katie Voigt, 1993-94

Most Field Goals Attempted

25	Pam Moore (3 times), 1977-78
23	Pam Moore, 1977-78
22	Michele Kozelka, 1988-89

Best Field Goal Percentage

(8 made min.)

1.000	(8-8), Theresa Huff, 1979-80
.833	(10-12), Faith Johnson, 1980-81
.750	(9-12), Michele Kozelka, 1988-89
.750	(9-12), Barb Franke, 1991-92

Most Free Throws

(8 made min.)

10	Katie Voigt, 1993-94
9	Amy Bauer (twice), 1988-89
9	Karen O'Malley, 1985-86
9	Barb Franke, 1991-92
8	Amy Bauer (twice), 1988-89
8	Pam Moore, 1977-78

Most Free Throws Attempted

(8 made min.)

12	Katie Voigt, 1993-94
11	Katie Voigt, 1993-94
11	Amy Bauer, 1988-89
10	Amy Bauer (twice), 1988-89
10	Barb Franke, 1991-92

Best Free Throw Percentage

(8 made min.)

1.000	(9-9), Karen O'Malley, 1985-86
1.000	(8-8), Pam Moore, 1977-78
1.000	(8-8), Amy Bauer, 1988-89
.900	(9-10), Amy Bauer (twice), 1988-89
.900	(9-10), Barb Franke, 1991-92

Most Three-Point Goals

5	Dolly Rademaker (twice), 1990-91
4	Katie Voigt, 1993-94
4	Dolly Rademaker (twice), 1990-91
3	Dolly Rademaker (5 times), 1990-91
3	Robin Threatt, 1988-89
3	Mynette Clark, 1988-89


Most Three-Point Attempts

11	Katie Voigt, 1993-94
11	Dolly Rademaker, 1990-91
9	Dolly Rademaker, 1990-91
8	Dolly Rademaker (twice), 1990-91
7	Dolly Rademaker (3 times), 1990-91

Best Three-Point Percentage

(2 made min.)

.800	(4-5), Katie Voigt, 1993-94
.750	(3-4), Robin Threatt, 1988-89
.750	(3-4), Mynette Clark, 1988-89
.667	(2-3), Kay Fredrickson, 1987-88
.667	(2-3), Dolly Rademaker, 1990-91



Jennah Burkholder Hartwig returns from a year's absence as the freshman record-holder for field goal percentage. The sophomore forward hit 77 of 138 field goals playing in 26 games as a freshman during the 1993-94 season.

Single Season

Most Points

382	Theresa Huff, 1979-80
377	Pam Moore, 1977-78
368	Chris Pruitt, 1981-82
339	Kerry Karst, 1978-79
331	Kelley Camp, 1977-78
329	Katie Voigt, 1993-94
328	Barb Franke, 1991-92

Most Rebounds

210	Theresa Huff, 1979-80
209	Pam Moore, 1977-78
206	Michele Kozelka, 1988-89
203	Michelle Lowman, 1978-79
201	Barb Franke, 1991-92

Most Assists

141	Amy Bauer, 1988-89
124	Katie Voigt, 1993-94
112	Chris Pruitt, 1981-82
108	Karen O'Malley, 1985-86
80	Kerry Karst, 1978-79

Most Steals

60	Chris Pruitt, 1981-82
60	Pam Moore, 1977-78
59	Faith Johnson, 1980-81
59	Kerry Karst, 1978-79

Most Blocked Shots

73	Michelle Lowman, 1978-79
29	Lisa Bonnell, 1984-85
28	Theresa Huff, 1979-80

Most Field Goals

165	Theresa Huff, 1979-80
163	Pam Moore, 1977-78
145	Kelley Camp, 1977-78
145	Chris Pruitt, 1981-82


Most Field Goals Attempted

383	Pam Moore, 1977-78
360	Kelley Camp, 1977-78
341	Theresa Huff, 1979-80

Best Field Goal Percentage

(60 made min.)

.558	(77-138), Jennah Burkholder, 1993-94
.542	(128-236), Barb Franke, 1991-92
.492	(94-191), Ann Klapperich 1994-95
.484	(165-341), Theresa Huff, 1979-80
.463	(118-255), Michele Kozelka, 1988-89



Ann Klapperich started in 16 games as a freshman last season and set a school frosh record for best free throw percentage hitting 69 of 87 for .793 percent.

Most Free Throws

79	Amy Bauer, 1988-89
78	Chris Pruitt, 1981-82
74	Michele Kozelka, 1988-89
70	Katie Voigt, 1993-94
69	Ann Klapperich 1994-95

Most Free Throws Attempted

110	Barb Franke, 1991-92
101	Amy Bauer, 1988-89
100	Michele Kozelka, 1988-89
99	Chris Pruitt, 1981-82
93	Katie Voigt, 1993-94

Best Free Throw Percentage

.793	(69-87), Ann Klapperich, 1994-95
.788	(78-99), Chris Pruitt, 1981-82
.782	(79-101), Amy Bauer, 1988-89
.781	(25-32), Kay Fredrickson, 1987-88
.757	(28-37), Verdell Hale, 1985-86

Most Three-Point Goals

47	Dolly Rademaker, 1990-91
33	Katie Voigt, 1993-94
11	Amy Bauer, 1988-89
7	Barb Franke, 1991-92

Most Three-Point Attempts

116	Dolly Rademaker, 1990-91
96	Katie Voigt, 1993-94
34	Amy Bauer, 1988-89
32	Kay Fredrickson, 1987-88
24	Barb Franke, 1991-92

Best Three-Point Percentage

.405	(47-116), Dolly Rademaker, 1990-91
.344	(33-96), Katie Voigt, 1993-94
.324	(11-34), Amy Bauer, 1988-89
.313	(10-32), Kay Fredrickson, 1987-88
.292	(7-24), Barb Franke, 1991-92

Cumulative 1974-95

Most Points

35*	Barb Franke vs. Michigan State, 3-4-95 (15 FG, 5 FT)
35	Michele Kozelka vs. Illinois State, 12-30-90 (13 FG, 9 FT)
35	Lisa Bonnell vs. St. Peter's College, 1-3-88 (12 FG, 10 FT)
34	Barb Franke vs. Michigan State, 2-13-94 (11 FG, 1-3PT, 11 FT)
34	Robin Threatt vs. Northwestern, 1-24-93 (13 FG, 4-3PT, 4 FT)
33	Robin Threatt vs. S. Illinois, 12-30-92 (12 FG, 3-3PT, 6 FT)
33	Robin Threatt vs. Michigan, 2-14-92 (13 FG, 6 FT)
33	Chris Pruitt vs. Bradley, 12-1-83 (16 FG, 1 FT)
33	Marty Calden vs. UW-Stevens Point, 1-21-77 (13 FG, 7 FT)
32	Robin Threatt vs. Tenn-Martin, 12-12-92 (14 FG, 1-3PT, 3 FT)
32	Janet Huff vs. Ohio State, 2-12-84 (13 FG, 6 FT)
31	Barb Franke vs. Michigan, 2-26-95 (13 FG, 5 FT)
31	Lisa Bonnell vs. Minnesota, 1-10-88 (13 FG, 1-3PT, 2 FT)
30	Robin Threatt vs. Iowa State, 11-24-91 (10 FG, 10 FT)
30	Janet Huff vs. Illinois-Chicago, 12-7-83 (14 FG, 2 FT)
30	Theresa Huff vs. Illinois, 1-19-83 (14 FG, 0 FT)
30	Theresa Huff vs. Drake, 12-2-79 (15 FG, 0 FT)
30	Pam Moore vs. Northern Illinois, 1-17-78 (11 FG, 8 FT)
30	Pam Moore vs. Illinois State, 3-9-78 (13 FG, 4 FT)

Most Field Goals

16	Chris Pruitt vs. Bradley, 12-1-83
15	Theresa Huff vs. Drake, 12-2-79
15*	Barb Franke vs. Michigan State, 3-4-95
14	Lisa Bonnell vs. Minnesota, 1-10-88
14	Theresa Huff vs. Illinois, 1-9-83
14	Robin Threatt vs. Tennessee-Martin, 12-12-92
14	Janet Huff vs. Illinois-Chicago, 12-7-83
14	Theresa Huff vs. Missouri, 2-20-81

Most Field Goal Attempts

27*	Theresa Huff vs. Indiana, 2-6-83
27*	Theresa Huff vs. Michigan State, 1-14-83
27	Robin Threatt vs. Tennessee-Martin, 12-12-92
27	Linda Gough vs. Lincoln College, 2-2-80
27	Pam Moore vs. UW-Oshkosh, 1-31-78
26	Janet Huff vs. Ohio State, 2-12-84
26	Lisa Bonnell vs. Iowa, 1-8-88
26	Theresa Huff vs. Indiana State, 2-5-82
25	Janet Huff vs. Iowa, 1-22-84

Best Field Goal Percentage

(9 or more made)

.846*	Robin Threatt vs. Michigan State (11-13), 1-17-92
.833	Barb Franke vs. W. Illinois (10-12), 11-28-93
.833	Faith Johnson vs. Indiana (10-12), 1-30-81
.769	Barb Franke vs. Illinois (10-13), 2-20-94
.769	Michele Kozelka vs. Purdue (10-13), 1-27-91
.765	Michele Kozelka vs. Illinois State (13-17), 12-30-90
.750	Barb Franke vs. Wagner (9-12), 12-5-94
.750	Barb Franke vs. Indiana (9-12), 3-14-92
.750	Robin Threatt vs. Indiana (10-12), 1-30-91
.750	Michele Kozelka vs. UW-Green Bay (9-12), 12-7-88
.750	Megan Scott vs. Minnesota (9-12), 1-27-84

Most Three-Point Goals

6	Robin Threatt vs. Creighton, 11-26-91
5*	Katie Voigt vs. Illinois, 1-22-95
5	Katie Voigt vs. Southern Methodist, 12-2-94
5*	Dolly Rademaker vs. Minnesota, 3-8-94
5*	Dolly Rademaker vs. Michigan State, 2-13-94
5*	Dolly Rademaker vs. Northwestern, 1-23-94
5*	Dolly Rademaker vs. Minnesota, 1-9-94
5	Dolly Rademaker vs. UW-Green Bay, 1-3-94
5	Dolly Rademaker vs. Illinois-Chicago, 12-13-94
5*	Dolly Rademaker vs. Minnesota, 3-7-91
5*	Lisa Bonnell vs. Northwestern, 3-4-88
5	Dolly Rademaker vs. Creighton, 12-9-90
5	Mynette Clark vs. Washington, 11-23-90

Most Three-Point Attempts

13*	Lisa Bonnell vs. Iowa, 1-8-88
11	Katie Voigt vs. Iowa, 1-7-94
11	Robin Threatt vs. Ohio State, 3-11-92
11	Mynette Clark vs. Nebraska, 12-7-90
11	Mynette Clark vs. Michigan State, 1-11-91
11	Dolly Rademaker vs. Minnesota, 3-7-91
10	Katie Voigt vs. Southern Methodist, 12-2-94
10	Katie Voigt vs. Michigan, 12-28-94
10	Mynette Clark vs. Montana, 3-18-92
10	Robin Threatt vs. Creighton, 11-26-91
10	Shelly Rucinski vs. Florida State, 12-4-87



Barb Franke tied the school record for most points in a game with 35 against Michigan State last year. Shown here executing one of her patented Franke moves to the basket, she is on-track to become the school's all-time scorer this season needing just 508 points.

Best Three-Point Percentage (4 or more made)

1.000*	Robin Threatt vs. Michigan State (4 of 4), 2-18-90
.833	Dolly Rademaker vs. Minnesota (5-6), 1-9-94
.833	Lisa Bonnell vs. Northwestern1 (5 of 6), 3-4-88
.800	Karie Cattanach vs. Indiana (4 of 5) 1-3-95
.800	Shelly Rucinski vs. Iowa (4 of 5), 2-4-89
.800	Lisa Bonnell vs. Lake Superior State (4 of 5), 12-11-88

Most Free Throws

17	Michele Kozelka vs. UW-Green Bay, 12-5-89
13	Tracy Winkler vs. Toledo, 12-10-94
13*	Barb Franke vs. Purdue, 2-6-94
12	Barb Franke vs. Ohio State, 1-28-94
12	Verdell Hale vs. Michigan, 1-25-87
11	Barb Franke vs. Marquette, 2-9-95
11	Barb Franke vs. Michigan State, 2-13-94
11	Michele Kozelka vs. Minnesota, 3-2-90
11	Lisa Bonnell vs. Michigan, 2-28-86
11	Theresa Huff vs. Iowa State, 3-6-82

Most Free Throw Attempts


17*	Barb Franke vs. Ohio State, 1-28-94
17	Michele Kozelka vs. UW-Green Bay, 12-5-89
16	Barb Franke vs. Purdue, 2-6-94
16	Marty Calden vs. Northwestern, 1-22-77
15	DeLinda Hastie vs. Fairleigh Dickinson, 1-5-88
14	Barb Franke vs. Marquette, 2-9-95
14	Camille Williams vs. Southern Methodist, 12-2-94
14	Tracy Winkler vs. Toledo, 12-10-94
14	Verdell Hale vs. Michigan, 1-25-87
14	Lisa Bonnell vs. Michigan, 2-28-86
14	Michele Kozelka vs. Illinois State, 12-30-90

Best Free Throw Percentage (10 or more made)

1.000*	Camille Williams vs. Penn State (10-10), 2-28-93
1.000	Camille Williams vs. UW-Green Bay (10-10), 12-1-92
1.000	Michele Kozelka vs. UW-Green Bay (17-17), 12-5-89
.929	Tracy Winkler vs. Toledo (13 of 14), 12-10-94
.917	Barb Franke vs. Michigan State (11-12), 2-13-94
.917	Michele Kozelka vs. Minnesota (11-12), 3-2-90
.909	Robin Threatt vs. Iowa State (10-11), 11-24-92
.909	Lisa Bonnell vs. St. Peter's College (10-11), 1-3-88
.857	Verdell Hale vs. Michigan (12 of 14), 1-25-87
.833	Katie Voigt vs. Penn State (10-12), 2-23-94
.833	Barb Franke vs. Ohio State (10-12), 1-8-95

Most Rebounds

23*	Theresa Huff vs. Indiana, 2-11-83
23	Linda Gough vs. Lincoln College, 2-2-80
20	Theresa Huff vs. Michigan, 12-6-80
19	DeLinda Hastie vs. UW-Green Bay, 12-9-88
18	Janetta Johnson vs. Northwestern, 2-10-89
18	Theresa Huff vs. Illinois-Chicago, 12-10-81
18	Theresa Huff vs. Loyola, 12-8-81
18	Theresa Huff vs. Northern Illinois, 12-2-81
18	Theresa Huff vs. Wichita State, 11-28-80
18	Ann Hall vs. UW-LaCrosse, 2-20-80



Point guard Keisha Anderson directs the Badger offense, but what she loves more than anything is defense. A good steal can really get the crowd going and motivate the team according to Anderson. Anderson set the UW single season steals and assists record last year, and led the Big Ten in steals averaging 3.75 per game.

Most Assists

21	Amy Bauer vs. Detroit, 12-11-88
16	Katie Voigt vs. Illinois-Chicago, 12-13-93
14*	Karen O'Malley vs. Minnesota, 1-10-88
14	Amy Bauer vs. Nebraska, 12-7-90
14	Faith Johnson vs. Eastern Illinois, 12-14-85
12	Amy Bauer vs. Indiana, 3-11-89
12	Janet Huff vs. Missouri, 3-20-81
12	Dot Whalen vs. UW-Oshkosh, 3-2-79
11	Keisha Anderson vs. Baylor, 11-25-94
11	Peggy Shreve vs. Michigan, 2-12-93
11	Amy Bauer vs. Marquette, 1-16-90
11	Amy Bauer vs. UW-Green Bay, 12-7-88
11	Verdell Hale vs. Minnesota, 1-4-87
11	Chris Pruitt vs. Illinois, 2-17-85
11	Janet Huff vs. UW-Green Bay, 12-8-83
11	Nancy Fahey vs. Iowa, 2-13-81

Most Steals

9	Robin Threatt vs. Chicago State, 12-9-92
8	Keisha Anderson vs. Marquette, 2-9-95
8	Katie Voigt vs. Notre Dame, 12-4-93
8	Robin Threatt vs. Western Illinois, 12-13-91
8	Robin Threatt vs. Iowa State, 11-24-91
8	Karen O'Malley vs. Miami of Ohio, 11-29-86
8*	Janet Huff vs. Northwestern, 1-21-83
8*	Janet Huff vs. Michigan State, 1-14-83
8	Janet Huff vs. Northeastern Illinois, 1-19-82
8	Pam Moore vs. Northern Illinois, 1-17-78
7	Keisha Anderson vs. Iowa, 2-19-95
7	Keisha Anderson vs. Michigan State, 2-12-95
7	Robin Threatt vs. Northeastern Ill., 1-4-92
7	Robin Threatt vs. Ohio State, 1-12-92
7	Michele Kozelka vs. Valparaiso, 12-13-88

Most Blocked Shots

12*	Janetta Johnson vs. Indiana, 1-6-89
12	Janetta Johnson vs. Detroit, 12-11-88
12	Janetta Johnson vs. UW-Green Bay, 12-7-88
11	Michelle Lowman vs. Iowa, 1-23-83
10	Michelle Lowman vs. Illinois, 12-9-78
9	Michelle Lowman vs. Purdue, 1-20-79
8	Janetta Johnson vs. Illinois-Chicago, 1-30-89
8	Janetta Johnson vs. San Jose State, 11-27-88
8	Camilla Hudson vs. Ohio State, 1-18-87
8	Lisa Bonnell vs. Northern Iowa, 12-1-84

* Indicates Wisconsin Record in Big Ten Play, 1983-95

Big Ten Play (1983-95)

Cumulative (1974-95)

Most Points

379	Barb Franke, 1994 (21.1 avg)	574	Robin Threatt, 1991-92 (19.8)
350	Theresa Huff, 1983	549	Lisa Bonnell, 1987-88
348	Lisa Bonnell, 1988	548	Barb Franke, 1994-95
338	Robin Threatt, 1992	540	Theresa Huff, 1981-82
328	Janet Huff, 1984	517	Barb Franke, 1993-94
311	Robin Threatt, 1993	515	Janet Huff, 1983-84
310	Lisa Bonnell, 1987	509	Robin Threatt, 1992-93
285	Robin Threatt, 1991	499	Theresa Huff, 1980-81
272	Mynette Clark, 1991	474	Lisa Bonnell, 1986-87
269	Barb Franke, 1995	458	Theresa Huff, 1982-83
265	Megan Scott, 1984	448	Robin Threatt, 1990-91
256	Michele Kozelka, 1990	445	Michele Kozelka, 1989-90
250	Michele Kozelka, 1991	432	Janet Huff, 1981-82
248	Katie Voigt, 1994	420	Chris Pruitt, 1983-84
242	Mynette Clark, 1992	408	Mynette Clark, 1990-91
242	Chris Pruitt, 1984	391	Mynette Clark, 1991-92
235	Faith Johnson, 1985	382	Theresa Huff, 1983-84
233	Keisha Anderson, 1995	380	Keisha Anderson, 1994-95
233	Michele Kozelka, 1989	329	Katie Voigt, 1993-94

Most Rebounds

214	Theresa Huff, 1983 (11.9 avg)	394	Theresa Huff, 1981-82 (11.6)
165	Michele Kozelka, 1991	303	Theresa Huff, 1982-83
159	Michele Kozelka, 1989	294	Theresa Huff, 1980-81
157	Janetta Johnson, 1989	260	Michele Kozelka, 1990-91
153	Barb Franke, 1994	254	Vivian Rorer, 1981-82
151	Michelle Kozelka, 1990	244	Michelle Kozelka, 1989-90
145	Megan Scott, 1984	241	Ann Hall, 1979-80
137	Lisa Bonnell, 1987	230	Janetta Johnson, 1988-89
136	Lisa Bonnell, 1988	229	Barb Franke, 1994-95
128	DeLinda Hastie, 1987	225	Barb Franke, 1993-94
124	DeLinda Hastie, 1988	206	Michele Kozelka, 1991-92
123	Katie Voigt, 1994	206	Michele Kozelka, 1988-89



Big Ten Play (1983-95)

Cumulative (1974-95)

Highest Scoring Average

21.1	Barb Franke, 1994 (18 games)	19.8	Robin Threatt, 1991-92 (29)
19.4	Theresa Huff, 1985	19.6	Lisa Bonnell, 1987-88
19.3	Lisa Bonnell, 1988	19.2	Barb Franke, 1993-94
19.3	Janet Huff, 1984	19.1	Janet Huff, 1983-84
18.8	Robin Threatt, 1992	18.9	Barb Franke, 1994-5
17.3	Robin Threatt, 1993	18.9	Robin Threatt, 1992-93
17.2	Lisa Bonnell, 1987	16.9	Theresa Huff, 1982-83
16.8	Barb Franke, 1995	16.9	Lisa Bonnell, 1986-87
15.8	Robin Threatt, 1991	16.6	Robin Threatt, 1990-91
15.1	Mynette Clark, 1991	16.6	Theresa Huff, 1980-81
14.7	Michele Kozelka, 1990	16.3	Pam Moore, 1977-78
14.7	Megan Scott, 1984	15.9	Theresa Huff, 1981-82
14.6	Keisha Anderson, 1995	15.9	Michele Kozelka, 1989-90

Highest Rebound Average

11.9	Theresa Huff, 1983 (18 games)	11.6	Theresa Huff, 1981-82 (34)
9.2	Michele Kozelka, 1991	11.2	Theresa Huff, 1982-83
8.8	Michele Kozelka, 1989	9.8	Theresa Huff, 1980-81
8.7	Janetta Johnson, 1989	9.8	Ginny Vorwald, 1976-77
8.5	Barb Franke, 1994	9.3	Michele Kozelka, 1990-91
8.4	Michele Kozelka, 1990	9.0	Pam Moore, 1977-78
8.2	Megan Scott, 1984	8.7	Michele Kozelka, 1989-90
7.9	Michele Kozelka, 1992	8.3	Barb Franke, 1993-94
7.6	Lisa Bonnell, 1987	8.3	DeLinda Hastie, 1987-88
8.5	Janetta Johnson, 1988-89	7.9	Barb Franke, 1994-95

Most Field Goals

153	Theresa Huff, 1983 (18 games)	232	Theresa Huff, 1981-82 (34)
143	Lisa Bonnell, 1988	223	Theresa Huff, 1980-81
140	Barb Franke, 1994	223	Lisa Bonnell, 1987-88
136	Janet Huff, 1984	221	Robin Threatt, 1991-92
129	Lisa Bonnell, 1987	217	Janet Huff, 1983-84
128	Robin Threatt, 1992	209	Robin Threatt, 1992-93
119	Robin Threatt, 1993	203	Theresa Huff, 1982-83
111	Robin Threatt, 1991	202	Lisa Bonnell, 1986-87
109	Megan Scott, 1984	199	Barb Franke, 1994-5
102	Chris Pruitt, 1984	189	Barb Franke, 1993-94
102	Faith Johnson, 1985	188	Chris Pruitt, 1983-84

Most Field Goal Attempts

324	Lisa Bonnell, 1988 (18 games)	510	Theresa Huff, 1981-82 (34)
314	Theresa Huff, 1983	498	Lisa Bonnell, 1987-88
301	Janet Huff, 1984	476	Janet Huff, 1983-84
291	Lisa Bonnell, 1987	444	Robin Threatt, 1992-93
274	Robin Threatt, 1993	442	Robin Threatt, 1991-92
267	Robin Threatt, 1992	438	Theresa Huff, 1980-81
252	Chris Pruitt, 1984	437	Lisa Bonnell, 1986-87
248	Robin Threatt, 1991	437	Theresa Huff, 1982-83
244	Barb Franke, 1994	428	Janet Huff, 1981-82
236	Chris Pruitt, 1985	423	Chris Pruitt, 1983-84

Robin Threatt set a school record for most points in a single season with 574 in 1991-92. The versatile guard averaged 19.8 points per game, setting a UW season mark for highest scoring average. She concluded her career in 1993, as Wisconsin's all-time leading scorer with 1,901 career points.

Big Ten Play (1983-95)**Cumulative (1974-95)****Best Field Goal Percentage
(100 or more attempts)**

.574 Barb Franke, 1994 (140-244)	.564 Barb Franke, 1993-94 (189-335)
.548 Megan Scott, 1984 (109-199)	.558 J. Burkholder, 1993-94 (77-138)
.537 Camille Williams, 1993 (79-147)	.547 Megan Scott, 1983-84 (127-232)
.531 Barb Franke, 1992 (85-160)	.542 Barb Franke, 1991-92 (128-236)
.513 Ann Klapperich, 1995 (77-150)	.518 Vivian Rorer, 1981-82 (156-301)
.495 Janetta Johnson, 1989 (99-200)	.515 J. Johnson, 1988-89 (152-295)
.487 Barb Franke, 1995 (97-199)	.514 C. Williams, 1992-93 (111-216)
.487 Theresa Huff, 1983 (153-314)	.510 Vivian Rorer, 1980-81 (53-104)
.479 Robin Threatt, 1992 (128-267)	.509 Theresa Huff, 1980-81 (223-438)
.472 Michele Kozelka, 1992 (76-161)	.504 Camille Williams, 1994-95 (64-127)
.466 Faith Johnson, 1985 (102-219)	.500 Barb Franke, 1994-95 (199-398)
.462 Michele Kozelka, 1989 (91-197)	.500 Marty Calden, 1976-77 (129-258)
.461 Michele Kozelka, 1990 (100-217)	.500 Robin Threatt, 1991-92 (221-442)
.460 Katie Voigt, 1994 (86-187)	.492 Ann Klapperich, 1994-95 (64-127)

Most Three-Point Goals

40 Dolly Rademaker, 1994 (18 games)	63 Dolly Rademaker, 1993-94 (27)
37 Mynette Clark, 1991	57 Katie Voigt, 1994-95
32 Mynette Clark, 1992	58 Mynette Clark, 1990-91
31 Robin Threatt, 1993	50 Katie Voigt, 1994-95
27 Katie Voigt, 1995	49 Mynette Clark, 1991-92
27 Dolly Rademaker, 1993	47 Dolly Rademaker, 1990-91
27 Katie Voigt, 1994	40 Robin Threatt, 1992-93
23 Robin Threatt, 1992	39 Robin Threatt, 1991-92
22 Robin Threatt, 1990	34 Dolly Rademaker, 1992-93
21 Robin Threatt, 1991	33 Katie Voigt, 1993-94
19 Jen Waterman, 1993	33 Robin Threatt, 1990-91

Most Three-Point Attempts

111 Mynette Clark, 1991 (18 games)	182 Mynette Clark, 1990-91 (28)
97 Dolly Rademaker, 1994	164 Katie Voigt, 1994-95
87 Robin Threatt, 1993	144 Dolly Rademaker, 1993-94
81 Katie Voigt, 1995	141 Mynette Clark, 1991-92
81 Dolly Rademaker, 1993	116 Dolly Rademaker, 1992-93
78 Mynette Clark, 1992	116 Dolly Rademaker, 1990-91
74 Katie Voigt, 1994	114 Robin Threatt, 1992-93
67 Robin Threatt, 1990	112 Robin Threatt, 1991-92
66 Robin Threatt, 1992	104 Dolly Rademaker, '91-92
64 Dolly Rademaker, 1991	97 Lisa Bonnell, 1987-88
64 Robin Threatt, 1991	96 Katie Voigt, 1993-94

**Best Three-Point Percentage
(20 or more made)**

.412 Dolly Rademaker, 1994 (40-97)	.438 Dolly Rademaker, 1993-94 (63-144)
.410 Mynette Clark, 1992 (32-78)	.405 Dolly Rademaker, 1990-91 (47-116)
.356 Robin Threatt, 1993 (31-87)	.382 Karie Cattanaach, 1994-95 (26-68)
.351 Katie Voigt, 1994 (26-74)	.351 Robin Threatt, 1992-93 (40-114)
.349 Robin Threatt, 1992 (23-66)	.348 Katie Voigt, 1994-95 (57-164)
.344 Dolly Rademaker, 1991 (22-64)	.348 Mynette Clark, 1991-92 (49-141)
.333 Katie Voigt, 1995 (27-81)	.348 Robin Threatt, 1991-92 (39-112)
.333 Dolly Rademaker, 1993 (27-81)	.345 Robin Threatt, 1989-90 (29-84)
.333 Mynette Clark, 1991 (37-111)	.344 Katie Voigt, 1993-94 (33-96)
.328 Robin Threatt, 1991 (21-64)	.344 Jen Waterman, 1992-93 (22-64)

Note: 1987-88 was first season with the three-point goal


Nearly a quarter of Barb Franke's 1,393 career points have been made at the free throw line where she holds the school records for most free throws made and attempted in a season (141-217). Franke also holds the season records for best field goal percentage (.564) and highest scoring average in Big Ten games with 21.1 in 1994.

Big Ten Play (1983-95)**Cumulative (1974-95)****Most Free Throws**

90 Barb Franke, 1994 (18 games)	141 Barb Franke, 1994-95 (29)
72 Camille Williams, 1993	125 Barb Franke, 1993-94
70 Barb Franke, 1995	118 Michele Kozelka, 1989-90
65 Lisa Lawrence, 1991	110 Camille Williams, 1992-93
64 Michele Kozelka, 1990	93 Robin Threatt, 1991-92
59 Robin Threatt, 1992	88 Lisa Lawrence, 1990-91
58 Amy Bauer, 1991	85 Michele Kozelka, 1990-91
56 Janet Huff, 1984	85 DeLinda Hastie, 1987-88
56 Carmella McMullen, 1985	84 Amy Bauer, 1990-91
55 Ann Klapperich, 1995	82 Camille Williams, 1993-94

Most Free Throw Attempts

125 Barb Franke, 1994 (18 games)	217 Barb Franke, 1994-95 (29)
119 Barb Franke, 1995	173 Barb Franke, 1993-94
111 Camille Williams, 1993	166 Camille Williams, 1992-93
84 Michele Kozelka, 1990	147 Michele Kozelka, 1989-90
82 Lisa Lawrence, 1991	144 DeLinda Hastie, 1987-88
80 Robin Threatt, 1992	123 Robin Threatt, 1991-92
80 Megan Scott, 1984	123 Michele Kozelka, 1990-91
79 Barb Franke, 1992	119 Theresa Huff, 1981-82
77 Amy Bauer, 1991	115 Lisa Lawrence, 1990-91



Big Ten Play (1983-95)**Cumulative (1974-95)****Best Free Throw Percentage
(45 or more attempts)**

.845	Karen O'Malley, 1987 (38-45)	.812	Katie Voigt, 1994-95 (39-48)
.815	Mynette Clark, 1992 (44-54)	.804	Mynette Clark, 1991-92 (74-92)
.821	Ann Klapperich, 1994-95 (55-67)	.803	M. Kozelka, 1989-90 (118-147)
.810	Mynette Clark, 1991 (47-58)	.796	Amy Bauer, 1989-90 (43-54)
.809	Chris Pruitt, 1983 (38-47)	.795	Karen O'Malley, 1986-87 (62-78)
.804	Chris Pruitt, 1985 (41-51)	.794	Janet Huff, 1983-84 (81-102)
.793	Lisa Lawrence, 1991 (65-82)	.793	Ann Klapperich, 1994-95 (69-87)
.781	Katie Voigt, 1994 (50-64)	.788	Chris Pruitt, 1981-82 (78-99)
.778	C McMullen, 1985 (56-72)	.782	C. McMullen, 1984-85 (68-87)

Most Personal Fouls

4.22	Janetta Johnson, 1989 (76/18)	4.15	Janetta Johnson, 1988-89 (112/27)
3.88	Michelle Lowman, 1983 (70/18)	3.85	Karen O'Malley, 1985-86 (104/27)
3.82	Karen O'Malley, 1986 (65/17)	3.68	Teresa Theder, 1984-85 (103/28)
3.72	Teresa Theder, 1985 (67/18)	3.59	Barb Franke, 1991-92 (104/29)
3.67	Mynette Clark, 1991 (66/18)	3.59	Michelle Lowman, 1982-83 (97/27)
3.67	DeLinda Hastie, 1987 (66/18)	3.58	Michelle Lowman, 1978-79 (86/24)
3.55	Barb Franke, 1992 (64/18)	3.50	Sharon Johnson, 1992-93 (84/24)
4.22	Janetta Johnson, 1989 (76/18)	4.15	Janetta Johnson, 1988-89 (112/27)

**Big Ten Play (1983-95)****Cumulative (1974-95)****Most Assists**

75	Amy Bauer, 1989 (18)	153	K. Anderson, 1994-95 (29)
73	Verdell Hale, 1987	141	Amy Bauer, 1988-89
72	Keisha Anderson, 1995	124	Katie Voigt, 1993-94
71	Katie Voigt, 1994	124	Amy Bauer, 1990-91
71	Chris Pruitt, 1985	124	Nancy Fahey, 1980-1
69	Mynette Clark, 1991	123	Verdell Hale, 1986-87
68	Karen O'Malley, 1988	120	Faith Johnson, 1981-82
67	Janet Huff, 1984	119	Janet Huff, 1982-83
66	Karen O'Malley, 1986	119	Kelley Camp, 1978-79

Most Steals

60	Keisha Anderson, 1995 (16)	109	K. Anderson, 1994-95 (29)
54	Faith Johnson, 1985	90	Janet Huff, 1981-82
53	Robin Threatt, 1993	88	Robin Threatt, 1991-92
50	Janet Huff, 1983	87	Robin Threatt, 1992-93
49	Janet Huff, 1984	80	Janet Huff, 1983-84
48	Theresa Huff, 1983	78	Faith Johnson, 1984-85
42	Megan Scott, 1984	76	Janet Huff, 1982-83
42	Faith Johnson, 1983	73	Vivian Rorer, 1981-82
39	Robin Threatt, 1992	70	Theresa Huff, 1981-82

Most Blocked Shots


70	Janetta Johnson, 1989 (18)	130	J. Johnson, 1988-89 (27)
48	Michelle Lowman, 1983	80	Michelle Lowman, 1982-83
28	Inga Young, 1987	73	Michelle Lowman, 1978-79
24	Inga Young, 1986	54	Michelle Lowman, 1980-81
18	DeLinda Hastie, 1987	51	Inga Young, 1986-87
18	Theresa Huff, 1983	43	Inga Young, 1985-86
17	Chris Pruitt, 1984	32	Theresa Huff, 1982-83
17	Andrea Adams, 1984	29	Lisa Bonnell, 1984-85
15	Michele Fischer, 1987	26	DeLinda Hastie, 1986-87
14	Camille Williams, 1993	25	Michelle Fischer, 1986-87

Most Consecutive Free Throws

29	Michele Kozelka, 1990
----	-----------------------

Most Consecutive Free Throws in a Game

17-17	Michele Kozelka, 1990
-------	-----------------------



Katie Voigt served as the Badger point guard during her freshman year finishing the season just shy of the school record for most assists. Voigt accumulated 124 assists in all games, averaging 4.6 per game. She was second on the team in assists last year averaging 2.7 from her shooting guard position.

Individual Records

All-Time Badger Field House Record 1974-95: 142 wins, 107 losses (.570)

Most Points

Wisconsin	35	Michele Kozelka vs. Illinois St. (13fg, 9-14ft)	12-30-90
Opponent	41	Laura Coenen (Minn.) (15fg, 11-14ft)	2-18-83

Most Field Goals

Wisconsin	13	Michele Kozelka vs. Illinois State (13-17)	12-30-90
	13	Lisa Bonnell vs. Detroit (13-19)	12-13-87
	13	Janet Huff vs. Ohio State (13-26)	2-12-84
	13	Janet Huff vs. Iowa (13-25)	1-22-84
Opponent	15	Carol Emanuel (Purdue) (15-27)	3-12-83
	15	Laura Coenen (Minnesota) (15-26)	2-18-83

Most Field Goals Attempted

Wisconsin	27	Theresa Huff vs. Indiana (11-27)	2-6-83
	27	Theresa Huff vs. Michigan State (12-27)	1-14-83
Opponent	30	Mary Schoenhoff (Loyola) (12-30)	12-8-81
	30	Robin Hasemann (Western Illinois) (13-30)	12-4-88

Best Field Goal Percentage (8 attempts minimum)

Wisconsin	.875	Barb Franke vs. NE Illinois	
	.875	Megan Scott vs. Michigan State (7-8)	3-4-84
Opponent	.889	Roxanne Grabow (Bradley) (8-9)	12-5-82

Most Three-Point Field Goals

Wisconsin	6	Robin Threatt vs. Creighton (6-10)	11-26-91
Opponent	5	Melissa Sanford (Creighton) (5-7)	11-26-91

Most Three-Point Field Goals Attempted

Wisconsin	13	Lisa Bonnell vs. Iowa (3-13)	1-8-88
Opponent	12	Lori Goerlitz (Marquette) (3-12)	2-9-95

Best Three-Point Field Goal Percentage (4 attempts minimum)

Wisconsin	1.00	Robin Threatt vs. Michigan State (4-4)	2-18-90
Opponent	.750	Tempie Brown (Michigan) (3-4)	1-31-88
	.750	Michelle Mannisto (Detroit) (3-4)	12-13-87

Most Free Throws

Wisconsin	17	Michele Kozelka vs. UW-Green Bay (17-17)	12-5-89
Opponent	17	Sally Anderson (DePaul) (17-17)	12-11-86

Most Free Throws Attempted

Wisconsin	17	Michele Kozelka vs. UW-Green Bay (17-17)	12-5-89
Opponent	17	Cindy Haugejorde (Iowa) (13-17)	2-9-80
	17	Sally Anderson (DePaul) (17-17)	12-11-86

Best Free Throw Percentage (10 attempts minimum)

Wisconsin	1.00	Michele Kozelka vs. UW-Green Bay (17-17)	12-5-89
	1.00	Camille Williams vs. UW-Green Bay (10-10)	12-1-92
Opponent	1.00	Sally Anderson (DePaul) (17-17)	12-11-86

Most Rebounds

Wisconsin	19	DeLinda Hastie vs. UW-Green Bay	12-9-87
Opponent	22	Nanette Gibson (Michigan State)	2-9-80

Most Assists

Wisconsin	14	Faith Johnson vs. Eastern Illinois	12-14-84
Opponent	12	JoAnn Palombo (Northwestern)	1-30-87

Most Steals

Wisconsin	9	Robin Threatt vs. Chicago State	12-8-92
Opponent	8	Franthea Price (Iowa)	2-3-89

Most Blocked Shots

Wisconsin	10	Michelle Lowman vs. Illinois	12-9-78
Opponent	6	Donna Freese (UW-LaCrosse)	1-29-82

Team Records

Most Points (women)

Wisconsin	123	vs. Bradley (UW 123, Bradley 79)	12-5-82
Opponent	97	Purdue vs. Wisconsin (UW 87, PUR 97)	1-27-91
	97	DePaul vs. Wisconsin (UW 75, DePaul 97)	12-11-86

Most Points (men)

Wisconsin	120	vs. So. Methodist (UW 120, SMU 82)	12-9-67
-----------	-----	------------------------------------	---------

Most Field Goals

Wisconsin	52	vs. Bradley (52-87)	12-5-82
Opponent	37	Purdue vs. Wisconsin (37-83)	1-27-91
	37	Northwestern vs. Wisconsin (37-70)	3-8-86

Most Field Goals Attempted

Wisconsin	108	vs. DePaul (46-108)	12-14-77
Opponent	86	Western Michigan vs. Wisconsin (22-86)	12-12-80

Best Field Goal Percentage (50 attempts min.)

Wisconsin	.598	vs. Bradley (52-87)	12-5-82
Opponent	.596	Indiana vs. Wisconsin (34-57)	3-11-89

Most Three-Point Field Goals

Wisconsin	11	vs. Creighton (11-28)	11-26-91
Opponent	9	Wake Forest vs. Wisconsin	12-28-92

Most Three-Point Field Goals Attempted

Wisconsin	28	vs. Creighton (11-28)	11-26-91
Opponent	23	Marquette vs. Wisconsin (7-23)	2-9-95

Best Three-Point Field Goal Percentage (4 attempts min.)

Wisconsin	1.00	vs. Illinois (4-4)	1-15-88
Opponent	.571	Purdue vs. Wisconsin (4-7)	1-28-90

Most Free Throws

Wisconsin	32	vs. Michigan (32-33)	2-8-91
Opponent	35	DePaul vs. Wisconsin (35-40)	12-11-86

Most Free Throws Attempted

Wisconsin	44	vs. Marquette (30-44)	2-9-95
Opponent	40	Ohio State vs. Wisconsin (29-40)	2-9-86
	40	DePaul vs. Wisconsin (35-40)	12-11-86

Best Free Throw Percentage (20 attempts min.)

Wisconsin	.969	vs. Michigan (32-33)	2-8-91
Opponent	.893	Ohio State (25-28)	3-8-89

Most Rebounds

Wisconsin	74	vs. Western Illinois	1-13-82
Opponent	60	Illinois vs. Purdue	2-8-80

Most Rebounds (both teams)

Game	110	Wisconsin (57) vs. UI-Chicago (53)	12-27-86
------	-----	------------------------------------	----------

Most Assists

Wisconsin	34	vs. UW-Milwaukee	12-13-78
Opponent	28	Illinois vs. Wisconsin	2-8-87

Most Steals

Wisconsin	27	vs. DePaul	12-14-77
	27	vs. UW-Eau Claire	12-10-77
Opponent	23	Iowa vs. Wisconsin	1-2-87

Most Blocked Shots

Wisconsin	13	vs. Purdue	1-20-79
Opponent	8	UW-LaCrosse vs. Wisconsin	1-29-82
	8	Detroit vs. Wisconsin	12-8-79
	8	UI-Chicago vs. UW-Stevens Point	1-26-79

Most Turnovers

Wisconsin	42	vs. Penn State	2-23-94
Opponent	48	Western Illinois vs. Wisconsin	12-13-91

Most Home Wins in a Season

	12	Home Record: 12-3 (Overall: 20-9)	1991-92
	12	Home Record: 12-1 (Overall: 18-10)	1983-84

Most Consecutive Home Wins

	11	Home Record: 12-1	1983-84
--	----	-------------------	---------

Most Home Losses in a Season

	12	Home Record: 2-12 (Overall: 4-24)	1985-86
--	----	-----------------------------------	---------

Most Consecutive Home Losses

	11	Field house Record 2-12	1985-86
--	----	-------------------------	---------

Attendance

	11,500	vs. Michigan State (sellout)	2-12-95
--	--------	------------------------------	---------

Scoring Average

Year	Players	Class	No.	Games	Avg.
1995	Barb Franke	Jr.	548	29	18.9
1994	Barb Franke	So.	517	27	19.2
1993	Robin Threatt	Sr.	509	27	18.9
1992	Robin Threatt	Jr.	574	29	19.8
1991	Robin Threatt	So.	448	28	16.6
1990	Michele Kozelka	So.	445	28	15.9
1989	Janetta Johnson	Jr.	340	27	12.6
1988	Lisa Bonnell	Sr.	549	28	19.6
1987	Lisa Bonnell	Jr.	474	28	16.9
1986	Lisa Bonnell	So.	280	26	10.8
1985	Faith Johnson	Sr.	334	28	11.9
1984	Janet Huff	Sr.	515	27	19.1
1983	Theresa Huff	Sr.	458	27	16.9
1982	Theresa Huff	Jr.	540	34	15.9
1981	Theresa Huff	So.	499	31	16.6
1980	Theresa Huff	Fr.	382	26	14.1
1979	Kerry Karst	Fr.	339	24	14.1
1978	Pam Moore	Fr.	377	23	16.3
1977	Martha Calden	Sr.	320	21	15.2
1976	Kristi Condon	Sr.	199	18	11.0

Rebounding Average

Year	Players	Class	No.	Games	Avg.
1995	Barb Franke	Jr.	229	29	7.9
1994	Barb Franke	So.	225	27	8.3
1993	Camille Williams	So.	143	27	5.3
1992	Michele Kozelka	Sr.	206	28	7.4
1991	Michele Kozelka	Jr.	260	28	9.3
1990	Michele Kozelka	So.	244	28	8.7
1989	Janetta Johnson	Jr.	230	27	8.5
1988	DeLinda Hastie	Sr.	223	27	8.3
1987	Lisa Bonnell	Jr.	209	28	7.5
1986	Lisa Bonnell	So.	185	26	7.1
1985	Chris Pruitt	Sr.	172	27	6.4
1984	Chris Pruitt	Jr.	199	28	7.1
	Andrea Adams	Jr.	199	28	7.1
1983	Theresa Huff	Sr.	303	27	11.2
1982	Theresa Huff	Jr.	394	34	11.6
1981	Theresa Huff	So.	294	30	9.8
1980	Ann Hall	Sr.	241	27	8.9
1979	Michelle Lowman	Fr.	203	23	8.8
1978	Pam Moore	Fr.	209	23	9.0
1977	Ginny Vorwald	Fr.	185	19	9.7
1976	Becky Johnson	Jr.	88	18	4.9
1976	Kristi Condon	Sr.	199	18	11.0

Assists

Year	Players	Class	No.	Games	Avg.
1995	Keisha Anderson	So.	153	29	5.3
1994	Katie Voigt	Fr.	124	27	4.6
1993	Peggy Shreve	Sr.	99	27	3.7
1992	Mynette Clark	Sr.	93	29	3.2
1991	Amy Bauer	Jr.	124	22	5.6
1990	Amy Bauer	So.	105	25	4.2
1989	Amy Bauer	Fr.	141	26	5.4
1988	Karen O'Malley	Sr.	113	27	4.2
1987	Verdell Hale	Jr.	123	28	4.4
1986	Karen O'Malley	So.	108	27	4.0
1985	Faith Johnson	Sr.	109	28	3.9
1984	Janet Huff	Sr.	110	27	4.1
1983	Janet Huff	Jr.	120	27	4.4
1982	Faith Johnson	Fr.	120	33	3.6
1981	Nancy Fahey	Sr.	124	31	4.0
1980	Nancy Fahey	Jr.	117	29	4.0
1979	Kelley Camp	Sr.	119	23	5.2
1978	Not available				
1977	Dot Whalen	Fr.	41	21	2.0
1976	Ellen Mason	Jr.	27	18	1.5

Steals

Year	Players	Class	No.	Games	Avg.
1995	Keisha Anderson	So.	109	29	3.8
1994	Sharon Johnson	Jr.	41	27	1.5
1993	Robin Threatt	Sr.	87	27	3.2
1992	Robin Threatt	Jr.	88	29	3.0
1991	Michele Kozelka	Jr.	63	27	2.3
1990	Robin Threatt	Fr.	55	26	2.1
1989	Michele Kozelka	Fr.	45	26	1.7
1988	Verdell Hale	Sr.	43	21	2.0
1987	Verdell Hale	Jr.	53	28	1.9
1986	Karen O'Malley	So.	56	28	2.0
1985	Faith Johnson	Sr.	78	28	2.8
1984	Janet Huff	Sr.	80	27	3.0
1983	Janet Huff	Jr.	76	27	2.8
1982	Janet Huff	So.	90	34	2.6
1981	Theresa Huff	So.	60	30	2.0
1980	Linda Gough	Jr.	52	27	1.9
1979	Kerry Karst	Fr.	59	24	2.5
1978	Pam Moore	Fr.	60	23	2.6

Blocks

Year	Players	Class	No.	Games	Avg.
1995	Barb Franke	Jr.	19	27	0.7
1994	Barb Franke	So.	19	27	0.7
1993	Camille Williams	So.	20	27	0.7
1992	Mynette Clark	Sr.	16	27	0.6
	Camille Williams	Fr.	16	27	0.6
1991	Rebecca Leet	Fr.	12	23	0.5
1990	Amber Landrigan	Fr.	14	28	0.5
1989	Janetta Johnson	Jr.	130	27	4.8
1988	Lisa Bonnell	Sr.	23	29	0.8
1987	Inga Young	Sr.	51	28	1.8
1986	Inga Young	Jr.	43	25	1.7
1985	Lisa Bonnell	Fr.	29	29	1.0
1984	Theresa Theder	Jr.	23	23	1.0
1983	Michelle Lowman	Sr.	78	27	2.9
1982	Michelle Lowman	Jr.	54	34	1.6
1981	Michelle Lowman	So.	47	31	1.5
1980	Theresa Huff	Fr.	23	19	1.2
1979	Michelle Lowman	Fr.	74	23	3.2



Badger fans have the opportunity to scramble for "victory balls" after each home win (11 of them last season). The team huddles after the game then tosses the miniature basketballs into the crowd as a way of saying thanks for attending.

Scoring

	Mark	Seasons
1. Robin Threatt	1901	1988-93
2. Theresa Huff	1879	1979-83
3. Lisa Bonnell	1482	1984-88
4. Janet Huff	1455	1980-84
5. Michele Kozelka	1428	1988-92
6. Chris Pruitt	1399	1981-85
7. Barb Franke	1393	1991-95
8. Faith Johnson	1120	1980-85
9. Linda Gough	1057	1977-81
10. Mynette Clark	1017	1988-92
11. Camille Williams	905	1991-95
12. Dolly Rademaker	823	1990-94
13. DeLinda Hastie	789	1985-88
14. Amy Bauer	772	1988-91
15. Michelle Lowman	760	1978-83

Rebounding

1. Theresa Huff	1201	1979-83
2. Michele Kozelka	916	1988-92
3. Lisa Bonnell	760	1984-88
4. Michelle Lowman	718	1978-83
5. Chris Pruitt	687	1981-85
6. Linda Gough	656	1977-81
7. Barb Franke	655	1991-95
8. Ginny Vorwald	606	1976-80
9. DeLinda Hastie	568	1985-88
10. Ann Hall	541	1978-80
11. Lisa Lawrence	528	1987-91
12. Robin Threatt	514	1988-93
13. Camille Williams	508	1991-95
14. Andrea Adams	478	1981-85
15. Janet Huff	377	1980-84

Most Field Goals

1. Theresa Huff	823	1979-83
2. Robin Threatt	757	1988-93
3. Lisa Bonnell	620	1984-88
4. Janet Huff	607	1980-84
5. Chris Pruitt	589	1981-85
6. Michele Kozelka	546	1988-92
7. Barb Franke	516	1991-95
8. Faith Johnson	470	1980-85
9. Linda Gough	460	1977-81
10. Mynette Clark	347	1988-92

Most Field Goals Attempted

1. Theresa Huff	1726	1979-83
2. Robin Threatt	1609	1988-93
3. Chris Pruitt	1425	1981-85
4. Janet Huff	1406	1980-84
5. Lisa Bonnell	1385	1984-88
6. Faith Johnson	1190	1980-85
7. Linda Gough	1172	1977-81
8. Barb Franke	969	1991-95
9. Michele Kozelka	913	1988-92
10. Mynette Clark	892	1988-92

Field Goal Pct. (200 attempts min.)

1. Megan Scott .547 (127-232)		1983-84
2. Barb Franke .533 (516-969)		1991-95
3. Janetta Johnson .515 (152-295)		1988-89
4. Vivian Rorer .504 (209-414)		1980-82
5. Camille Williams .501 (308-615)		1991-95
6. Marty Calden .500 (129-258)		1974-77
7. Theresa Huff .477 (823-1726)		1979-83
8. Robin Threatt .470 (757-1609)		1988-93
9. Michele Kozelka .468 (546-1168)		1988-92
10. Keisha Anderson .426 (147-345)		1994-95

Most Three-Point Goals

	Mark	Seasons
1. Dolly Rademaker	173	1990-94
2. Robin Threatt	144	1988-93
3. Mynette Clark	130	1988-92
4. Katie Voigt	90	1993-95
5. Shelly Rucinski	53	1986-90
6. Amy Bauer	44	1988-91
7. Karie Cattanch	40	1993-95
8. Jen Waterman	31	1989-93
9. Lisa Bonnell	31	1984-88
10. Barb Franke	30	1991-95

Most Three-Point Attempts

1. Dolly Rademaker	480	1990-94
2. Robin Threatt	410	1988-93
3. Mynette Clark	393	1988-92
4. Katie Voigt	260	1993-95
5. Shelly Rucinski	191	1986-90
6. Amy Bauer	145	1988-91
7. Karie Cattanch	114	1993-95
8. Sharon Johnson	99	1991-95
9. Lisa Bonnell	97	1984-88
10. Barb Franke	93	1991-95

Best Three-Point Pct. (30 made min)

1. Dolly Rademaker .360 (173-480)		1990-94
Jen Waterman .360 (31-86)		1989-93
3. Karie Cattanch .351 (40-114)		1993-95
Robin Threatt .351 (144-410)		1988-93
5. Katie Voigt .346 (90-260)		1993-95
6. Mynette Clark .331 (130-393)		1988-92
7. Barb Franke .323 (30-93)		1991-95
8. Lisa Bonnell .320 (31-97)		1984-88
9. Amy Bauer .303 (44-145)		1988-91
10. Shelly Rucinski .277 (53-191)		1986-90

Most Free Throws

1. Michele Kozelka	333	1988-92
2. Barb Franke	331	1991-95
3. Camille Williams	285	1991-95
4. Robin Threatt	243	1988-93
5. Janet Huff	241	1980-84
6. Theresa Huff	233	1979-83
7. Chris Pruitt	221	1981-85
8. Lisa Lawrence	219	1987-91
9. Lisa Bonnell	211	1984-88
10. Amy Bauer	206	1988-91

Most Free Throws Attempted

1. Barb Franke	500	1991-95
2. Michele Kozelka	451	1988-92
3. Camille Williams	421	1991-95
4. Theresa Huff	409	1979-83
5. Robin Threatt	337	1988-93
6. DeLinda Hastie	333	1985-88
7. Janet Huff	328	1980-84
8. Lisa Bonnell	317	1984-88
9. Lisa Lawrence	312	1987-91
10. Chris Pruitt	298	1981-85

Free Throw Pct. (100 attempts min.)

1. Katie Voigt .773 (109-141)		1993-95
2. Mynette Clark .772 (193-250)		1988-92
3. Amy Bauer .771 (206-267)		1988-91
4. Chris Pruitt .741 (221-298)		1981-85
5. Michele Kozelka .738 (333-451)		1988-92
6. Janet Huff .734 (241-328)		1980-84
7. Karen O'Malley .725 (137-189)		1985-88
8. Robin Threatt .721 (243-337)		1988-93

9. Lisa Lawrence .702 (219-312)	1987-91
10. Ann Hall .701 (1380-197)	1978-80

Blocked Shots

1. Michelle Lowman	254	1978-83
2. Janetta Johnson	130	1988-89
3. Inga Young	109	1984-87
4. Theresa Huff	105	1979-83
5. Lisa Bonnell	79	1984-88
6. Teresa Theder	71	1981-85
7. DeLinda Hastie	58	1985-88
8. Chris Pruitt	58	1981-85
9. Camille Williams	54	1991-94
10. Barb Franke	53	1991-95

Assists

1. Janet Huff	411	1980-84
2. Amy Bauer	370	1988-91
3. Chris Pruitt	368	1981-85
4. Faith Johnson	363	1980-85
5. Karen O'Malley	312	1985-88
6. Dot Whalen	305	1976-80
7. Nancy Fahey	269	1977-81
8. Robin Threatt	248	1988-93
9. Mynette Clark	242	1988-92
10. Peggy Shreve	238	1989-93

Steals

1. Janet Huff	323	1980-84
2. Robin Threatt	284	1988-93
3. Faith Johnson	261	1980-85
4. Theresa Huff	243	1979-83
5. Chris Pruitt	217	1981-85
6. Michele Kozelka	204	1988-92
7. Sheila Driver	166	1983-86
8. Mynette Clark	142	1988-92
9. Karen O'Malley	140	1985-88
10. Linda Gough	130	1977-81

Most Turnovers

1. Theresa Huff	395	1979-83
2. Chris Pruitt	384	1981-85
3. Faith Johnson	370	1980-85
4. Amy Bauer	349	1988-91
5. Janet Huff	325	1980-84
6. Barb Franke	302	1991-95
7. Lisa Lawrence	297	1987-91
8. Sharon Johnson	291	1991-95
9. Dot Whalen	290	1976-80
10. Verdell Hale	287	1985-88

Games Played

1. Janet Huff	118	1980-84
Theresa Huff	118	1979-83
Faith Johnson	118	1980-85
4. Michelle Lowman	115	1978-83
5. Robin Threatt	114	1988-93
Chris Pruitt	114	1981-85
7. Camille Williams	112	1991-95
8. Michele Kozelka	111	1988-92
Dolly Rademaker	111	1990-94
10. Lisa Bonnell	109	1984-88
Shelly Rucinski	109	1986-90

Consecutive Games Played

103 by Linda Gough	1977-81
--------------------	---------

Consecutive Free Throws Made

29 by Michele Kozelka (1989-90)	1988-92
---------------------------------	---------

Cumulative (1974-95)

Most Points

- 123 vs. Bradley, 12-5-82 (UW-123, BRAD-79)
102* vs. Minnesota, 1-6-91 (UW-102, MINN-77)

Fewest Points

- 28 vs. Illinois State, 12-5-75 (UW-28, ISU-88)
32* vs. Iowa, 1-26-86 (UW-32, IA-68)

Most Points Allowed

- 103* vs. Indiana, 2-1-91 (UW-86, IND-103)

Fewest Points Allowed

- 27 vs. Northern Illinois, 1-23-75 (UW-42, NIU-27)
44* vs. Iowa, 2-23-83 (UW-68, IA-44)

Most Field Goals

- 52 vs. Bradley (52 of 87), 12-5-82
43* vs. Michigan (43 of 91), 1-16-83
43* vs. Purdue (43 of 81), 1-6-84

Fewest Field Goals

- 12* vs. Iowa (12 of 48), 1-26-86

Most Field Goal Attempts

- 108 vs. DePaul (46 of 108), 12-14-77
91* vs. Michigan (43 of 91), 1-16-83

Fewest Field Goal Attempts

- 36 vs. UW-Green Bay (16 of 36), 12-5-89
40* vs. Purdue (17 of 40), 3-6-94

Best Field Goal Percentage

- .621 vs. UW-Milwaukee (41-66), 12-9-93
.604* vs. Ohio State (32 of 53), 1-28-94

Lowest Field Goal Percentage

- .215 vs. Michigan (14 of 65), 2-7-76
.222* vs. Minnesota (14 of 63), 3-5-87

Most Three-Point Goals

- 11* vs. Northwestern (11-23), 2-28-92
11 vs. Creighton (11-28), 11-26-91

Fewest Three-Point Goals

- 0 vs. UW-Green Bay (0-7), 12-7-94

Most Three-Point Attempts

- 30 vs. Auburn (6-30), 11-29-91
30* vs. Ohio State (8-30), 3-11-92

Fewest Three-Point Attempts

- 0 vs. Chicago State, 1-2-90
0 vs. UW-Green Bay, 12-5-89
0 vs. Valparaiso, 12-13-88
0 vs. Loyola, 12-8-88

Best Three-Point Percentage (10 or more made)

- .667* vs. Minnesota (10-15), 1-9-94

Lowest Three-Point Percentage

- .000 vs. UW-Green Bay (0-7), 12-7-94
.389* vs. Indiana (7-18), 2-11-83

Most Free Throws

- 32* vs. Michigan (32-33), 2-8-91

Fewest Free Throws

- 0* vs. Iowa (0-4), 1-22-84

Most Free Throw Attempts

- 45 vs. Toledo (29-45), 11-24-93
42* vs. Minnesota (27-42), 2-5-89

Fewest Free Throw Attempts

- 2 vs. Utah (1-2), 11-30-91
2* vs. Indiana (2-2), 2-17-79

Best Free Throw Percentage (14 or more atts.)

- 1.00* vs. Michigan State (14-14), 2-28-88

Lowest Free Throw Percentage (14 or more atts.)

- .333 vs. Eastern Kentucky (7-21), 11-27-83
.389* vs. Indiana (7-18), 2-11-83

Most Personal Fouls

- 36 vs. UW-Stevens Point, 1-27-79
33* vs. Purdue, 2-23-90

Most Rebounds

- 74 vs. Western Illinois, 1-13-82
65* vs. Michigan, 2-20-87

Fewest Rebounds

- 20* vs. Michigan, 2-2-86

Most Assists

- 34 vs. UW-Milwaukee, 12-13-78
28* vs. Illinois, 2-8-87

Fewest Assists

- 4* vs. Illinois, 2-14-88
4 vs. Florida State, 12-4-87

Most Steals

- 27 vs. DePaul, 12-14-77
27 vs. UW-Eau Claire, 12-1-77
23* vs. Purdue, 1-6-84

Fewest Steals

- 0 vs. Stanford, 11-25-88
2* vs. Ohio State, 1-8-89
2* vs. Iowa, 3-12-88

Most Turnovers

- 42* vs. Penn State, 2-23-94

Fewest Turnovers

- 12* vs. Minnesota, 2-5-95
12* vs. Minnesota, 1-25-85
12* vs. Indiana, 3-5-93

Most Blocked Shots

- 17* vs. Iowa, 1-23-83

Largest Margin of Victory

- 65 vs. UW-Milwaukee (115-50), 12-13-78
31* vs. Michigan (99-68), 1-16-83

Largest Margin of Loss

- 72 vs. UW-LaCrosse (30-102), 2-11-76
57 vs. Stanford (62-119), 11-25-88
48* vs. Purdue (45-93), 3-6-94
48* vs. Iowa (50-98), 3-12-88

Most Overtimes

- 2 Wisconsin (62) vs. Cal St-Long Beach (66), 12-30-82

* Indicates UW School Record in Big Ten Conference play

Big Ten Play (1983-95)		Cumulative (1974-95)	
Most Points			
79.6	1991 (1433 in 18)	81.7	1990-91 (2288 in 28)
Fewest Points			
56.1	1986 (1009 in 18)	43.6	1975-76 (785 in 18)
Most Field Goals			
28.8	1983 (519 in 18)	30.8	1982-83 (831 in 27)
Most Field Goal Attempts			
68.8	1983 (1238 in 18)	76.1	1977-78 (1827 in 24)
Best Field Goal Percentage			
.458	1994 (465 of 1015)	.466	1993-94 (722 of 1549)
Lowest Field Goal Percentage			
.359	1986 (403 of 1124)	.299	1975-76 (352 of 1177)
Most Three-Point Goals			
5.2	1991 (94 in 18)	5.8	1990-91 (161 in 28)
Most Three-Point Attempts			
16.3	1991 (293 in 18)	17.3	1990-91 (485 in 28)
Best Three-Point Percentage			
.344	1992 (88 of 256)	.351	1993-94 (133 of 379)
Lowest Three-Point Percentage			
.290	1988 (38-131)	.267	(1987-88 (60-225)
Most Free Throws			
17.3	1991 (311 in 18)	16.5	1990-91 (463 in 28)
Most Free Throw Attempts			
23.9	1995 (383 in 16)	23.8	1993-94 (643 in 27)
Best Free Throw Percentage			
.749	1991 (311 of 415)	.719	1990-91 (463 of 644)
Lowest Free Throw Percentage			
.644	1988 (199 of 309)	.556	1975-76 (98 of 176)
Most Rebounds			
43.7	1983 (788 in 18)	45.6	1990-91 (1236 in 18)
Fewest Rebounds			
34.3	1993 (617 in 18)	21.8	1975-76 (394 in 18)
Most Personal Fouls			
22.4	1986 (404 in 18)	22.9	1985-86 (642 in 28)
Most Assists			
16.2	1990 (291 in 18)	16.3	1990-91 (456 in 28)
Fewest Assists			
11.9	1986 (215 in 18)	12.5	1985-86 (349 in 28)
Most Turnovers			
24.5	1994 (441 in 18)	25.3	1993-94 (684 in 27)
Fewest Turnovers			
18.2	1995 (291 in 16)	19.4	1994-95 (563 in 29)
Most Blocks			
5.2	1983 (93 in 18)	5.7	1982-83 (155 in 27)
Fewest Blocks			
1.4	1990 (26 in 18)	2.1	1994-95 (61 in 29)
Most Steals			
12.6	1984 (226 in 18)	12.6	1982-83 (340 in 27)
Fewest Steals			
7.1	1986 (128 in 18)	7.7	1986-87 (249 in 28)

Big Ten Play (1983-95)		Cumulative (1974-95)	
Most Victories			
13	1992 (Rec: 13-5)	21	1981-82 (Rec:21-13)
13	1984 (Rec: 13-5)		
Most Consecutive Victories			
7	1984 (Rec: 13-5)	7	1994-95 (Rec: 20-9)
		7	1988-89 (Rec: 13-14)
		7	1983-84 (Rec: 18-10)
		7	1982-83 (Rec: 19-8)
Most Consecutive Home Victories			
		11	1983-84 (Rec: 18-10)
Fewest Victories			
1	1986 (Rec: 1-17)	4	1987-88 (Rec: 4-24)
		4	1985-86 (Rec: 4-24)
Most Losses			
17	1986 (Rec: 1-17)	24	1987-88 (Rec: 4-24)
		24	1985-86 (Rec: 4-24)
Most Consecutive Losses			
15	1988 (Rec: 2-16)	17	1985-86 (Rec: 4-24)
Fewest Losses			
5	1995 (Rec: 20-9)	7	1974-75 (Rec: 11-7)
5	1984 (Rec: 13-5)		
Most Overtimes			
2	1991 Season	4	1990-91
1	1995 Season	2	1988-89
1	1989 Season	2	1986-87
1	1987 Season	2	1985-86
1	1985 Season	2	1982-83
		2	1981-82
Big Ten Overtime Record: 3-3			
W	Wisconsin-79 vs. Minnesota-78, 1 OT, 2-5-95		
L	Wisconsin-76 at Ohio State-81, 1 OT, 2-3-91		
L	Wisconsin-76 at Iowa-85, 1 OT, 3-9-91		
L	Wisconsin-75 at Illinois-81, 1 OT, 1-27-89		
W	Wisconsin-48 at Indiana-46, 1 OT, 2-15-87		
W	Wisconsin-89 vs. Northwestern-86, 1 OT, 3-9-85		
Program Overtime Record: 12-7			
W	Wisconsin-79 vs. Minnesota-78, 1 OT, 2-5-95		
L	Wisconsin-76 at Ohio State-81, 1 OT, 2-3-91		
L	Wisconsin-76 at Iowa-85, 1 OT, 3-9-91		
W	Wisconsin-80 at Nebraska-74, 1 OT, 12-7-90		
L	Wisconsin-91, Washington-99, 1 OT, 11-23-90 (at Colorado)		
L	Wisconsin-75 at Illinois-81, 1 OT, 1-27-89		
W	Wisconsin-62 at UW-Green Bay-58, 1 OT, 12-7-88		
W	Wisconsin-48 at Indiana-46, 1 OT, 2-15-87		
W	Wisconsin-73 at Cincinnati-68, 1 OT, 11-28-86		
W	Wisconsin-74 vs. Western Illinois-69, 1 OT, 11-24-85		
L	Wisconsin-57 at Illinois State-64, 1 OT, 12-22-85		
W	Wisconsin-89 vs. Northwestern-86, 1 OT, 3-9-85		
W	Wisconsin-77 vs. Illinois State-75, 1 OT, 2-16-83		
L	Wisconsin-62 at Cal St-Long Beach-66, 2 OT, 12-30-82		
W	Wisconsin-68 at Indiana State-60, 1 OT, 3-12-82		
W	Wisconsin-78 vs. Iowa State-77, 1 OT, 3-6-82		
L	Wisconsin-76 at Union University-78, 1 OT, 1-6-81		
W	Wisconsin-72 at Yale-70, 1 OT, 1-7-80		
W	Wisconsin-82 vs. Purdue-75, 1 OT, 1-20-79		

Year	Overall (Pct.)	Home	Away (BT away)	Big Ten	BT Finish	Regionals	Nationals
Coach: Marilyn Harris (two years—16-20 .444)							
1974-75	11-7 (.611)	6-2	5-5				
1975-76	5-13 (.277)	3-4	2-9				
Coach: Edwina Qualls (ten years—131-141 .482; Big Ten Record 31-41 .430)							
1976-77	7-14 (.333)	3-4	4-10		8th (Tie)		
1977-78	14-10 (.583)	5-5	9-5		7th (Tie)	MAIAW-5th (Tie)	
1978-79	13-11 (.541)	7-3	6-8		7th (Tie)		
1979-80	11-16 (.407)	4-4	7-12		5th (Tie)	MAIAW-7th (Tie)	
1980-81	13-18 (.419)	6-6	7-12		5th (Tie)		
1981-82	21-13 (.618)	9-1	11-12		5th (Tie)	MAIAW-1st	Quarterfinals (AIAW)
1982-83*	19-8 (.704)	9-4	10-4 (6-3)	11-7 (.611)	5th		
1983-84	18-10 (.642)	12-1	6-9 (5-4)	13-5 (.722)	2nd		
1984-85	11-17 (.393)	7-6	4-11 (2-7)	6-12 (.333)	7th (Tie)		
1985-86	4-24 (.143)	2-12	2-12 (0-9)	1-17 (.055)	10th		
Coach: Mary Murphy (eight years—87-135 .392; Big Ten Record 44-100 .306)							
1986-87	9-19 (.321)	4-10	5-9 (2-7)	4-14 (.222)	8th (Tie)		
1987-88	4-24 (.143)	3-10	1-14 (1-8)	2-16 (.111)	10th		
1988-89	13-14 (.481)	10-4	3-10 (0-9)	5-13 (.277)	8th (Tie)		
1989-90	8-20 (.286)	5-9	3-11 (1-8)	3-15 (.166)	9th (Tie)		
1990-91	13-15 (.464)	10-4	3-11 (0-9)	7-11 (.388)	7th		
1991-92	20-9 (.690)	12-3	8-6 (5-4)	13-5 (.722)	3rd	NCAA-West	1st round (NCAA)
1992-93	7-20 (.259)	5-8	2-12 (1-8)	4-14 (.222)	10th		
1993-94	13-14 (.481)	9-6	4-8 (2-7)	6-12 (.333)	9th		
Coach: Jane Albright-Dieterle [one year—20-9 .690; Big Ten Record 11-5 .688]							
1994-95	20-9 (.690)	11-1	9-8 (4-4)	11-5 (.688)	3rd	NCAA-Mideast	2nd round (NCAA)
Program Totals		21 years	254-305 (.454)				
Big Ten Totals		13 years	86-146 (.371)				
Home Totals		21 years	142-107 (.570)				

* 1982-83 was the first season of Big Ten Round Robin Competition and the first season of NCAA affiliation. 1994-95 was the first year for the Big Ten Tournament which determines the automatic conference qualifier to the NCAA Championship. Regional competition was held from 1975-82, while national championships were directed by the Association of Intercollegiate Athletics for Women (AIAW) prior to sponsorship by the NCAA. NCAA Subregionals began in 1995.



BadgerBall blew away all attendance records last season with a first-ever sellout of 11,500, and an average of nearly 5,000 per game which ranked Wisconsin 12th nationally. The Badgers had the biggest increase in attendance per game of any school in the country in 1995, with 3,174 more fans coming out for **BADGERBALL!**

Season Attendance Averages

Year	Record	Atten./Games	Avg.	Big Ten/Games	Avg.	Record	Place
1974-75	11-7	No record					
1975-76	5-13	No record					
1976-77	7-14	No record					
1977-78+	14-10	12,231/10	1,223				
1978-79	13-11	4,979/10	498				
1979-80	11-16	3,246/8	406				
1980-81	13-18	4,408/12	367				
1981-82	21-13	4,873/11	443				
1982-83@	19-8	9,589/13	738	7,724/9	858	11-7	5th
1983-84	18-10	9,776/13	752	8,628/9	959	13-5	2nd
1984-85	11-17	8,562/13	659	6,225/9	692	6-12	Tie 7th
1985-86	4-24	8,704/14	522	4,971/9	552	1-17	10th
1986-87	9-19	14,112/14	1,008	9,349/9	1,039	4-14	Tie 8th
1987-88	4-24	10,718/13	824	8,221/9	913	2-16	10th
1988-89	13-14	13,700/14	979	10,575/9	1,175	5-13	8th
1989-90	8-20	15,478/14	1,106	11,699/9	1,300	3-15	9th
1990-91	13-15	16,915/14	1,208	13,470/9	1,497	7-11	7th
1991-92*	20-9	30,278/13	2,329	27,102/9	3,011	13-5	3rd
1992-93	7-20	20,310/12	1,692	16,891/9	1,877	4-14	10th
1993-94	13-14	26,553/15	1,770	19,478/9	2,164	6-12	9th
1994-95	20-9	59,329/12	4,944	52,686/8	6,586	11-5	3rd

+Attendance figure in 1977-78 reflects three double-header games with the UW men's team

*1991-92 total attendance is for 13 regular-season games and does not include the NCAA 1st round game (8,353)

@1982-83 was the first year of official Big Ten round robin competition

Wisconsin's Top Single Game Attendance Figures

	Attendance	Date	Opponent	W/L	Score
1.	11,500**	2/12/95	Michigan State	L	62-78
2.	10,908	2/26/95	Michigan	W	80-64
3.	9,346	2/5/95	Minnesota	W	79-78OT
4.	8,353	3/18/92	Montana (NCAA 1st round)	L	74-85
5.	7,036	1/22/95	Illinois	W	76-47
6.	5,005	2/21/92	Purdue	W	80-69
7.	4,805	2/27/94	Ohio State	W	73-70
8.	4,759	2/3/95	Northwestern	W	63-56
9.	4,308	2/9/92	Minnesota	W	82-72
10.	3,933	1/8/95	Ohio State	W	76-69
11.	3,715	3/14/92	Indiana	W	77-67
12.	3,606	2/23/92	Illinois	W	73-59
13.	3,545	2/9/94	Marquette	W	88-66
14.	3,137	2/10/91	Michigan State	W	78-75
15.	3,091	2/21/93	Illinois	L	74-84
16.	2,730	1/6/95	Iowa	W	72-62
17.	2,708	2/7/92	Iowa	W	74-58
18.	2,641	1/7/94	Iowa	L	67-74
19.	2,628	2/6/94	Purdue	L	64-77
20.	2,606	2/18/90	Michigan State	L	55-61
21.	2,340	3/11/92	Ohio State	L	72-78
22.	2,307	2/26/89	Illinois	W	77-68
23.	2,283	2/13/94	Michigan State	W	92-85
24.	2,224	1/19/92	Michigan	W	93-66
25.	2,175	3/7/93	Purdue	L	57-77
26.	2,102	3/3/91	Indiana	W	80-75
27.	2,007	1/31/93	Penn State	L	73-90
28.	1,990	11/26/93	Toledo	L	73-82
29.	1,973	3/5/93	Indiana	L	72-79
30.	1,925	1/31/92	Northwestern	W	91-89

RECORD: **All-Time Single Game-11,500 was a sellout on 2/12/95

BIG TEN CONFERENCE

Wisconsin has set attendance records in six of the past nine seasons, including more than doubling the previous attendance record in 1994-95 with an average of 4,944 overall, and 6,586 fans attending eight conference games.

The Big Ten has set national attendance records the past three years and last year attracted 415,949 fans for a new national record average of 3,104. All Big Ten schools played one less conference game in 1994-95 to accommodate the Big Ten tournament.

1994-95 Big Ten Attendance Averages for All Games

1.	Ohio State	82,192/13	6,322
2.	Iowa	67,617/11	6,147
3.	Wisconsin	59,329/12	4,944
4.	Purdue	57,123/12	4,760
5.	Penn State	46,683/11	4,243
6.	Minnesota	27,428/13	2,110
7.	Michigan State	22,569/11	2,051
8.	Northwestern	14,650/12	1,221
9.	Michigan	14,261/12	1,188
10.	Indiana	16,204/15	1,080
11.	Illinois	7,593/12	633

1994-95 Big Ten Attendance Averages for Big Ten Only Games

1.	Ohio State	58,420/8	7,303
2.	Wisconsin	52,686/8	6,586
3.	Iowa	51,833/8	6,479
4.	Purdue	37,871/8	4,734
5.	Penn State	36,646/8	4,581
6.	Minnesota	23,392/8	2,924
7.	Michigan State	17,758/8	2,220
8.	Indiana	12,224/8	1,528
9.	Michigan	11,844/8	1,481
10.	Northwestern	11,499/8	1,437
11.	Illinois	5,905/8	738

1994-95 Top Big Ten Conference Top 15 Single Game Attendances

1.	2/12	at Wisconsin vs. MSU	11,500
2.	2/26	at Wisconsin vs. MICH	10,908
3.	2/5	at Wisconsin vs. MINN	9,346
4.	1/29	at Ohio State vs. Illinois	8,880
5.	12/28	at Ohio State vs. Penn St.	8,229
6.	1/27	at Ohio State vs. Mich. St.	8,218
7.	11/25	at Purdue vs. Vanderbilt	8,158
8.	1/22	at Iowa vs. Northwestern	8,137
9.	2/19	at Iowa vs. Wisconsin	7,891
10.	2/19	at Ohio State vs. Indiana	7,818
11.	2/24	at Ohio State vs. Purdue	7,562
12.	2/19	at Michigan St. vs. Mich	7,147
13.	2/5	at Purdue vs. Penn State	7,116
14.	2/22	at Wisconsin vs. Illinois	7,036
15.	12/30	at Iowa vs. Michigan	6,847

Wisconsin's History in the NCAA Tournament

1994-95

March 16, 1995
March 18, 1995

Midwest Region

1st round—Beat Kansas 73-72 in Lubbock, TX
2nd round—Lost to Texas Tech 65-88 in Lubbock, TX

1991-92

March 18, 1992

West Region

1st round—Lost to Montana 74-85 in Madison

Wisconsin's History in the National Polls

1994-95

	AP	Record	USA Today
Jan. 9, 1995	24th	11-2	23rd
Jan. 17, 1995	Not Ranked	11-3	25th
Jan. 23, 1995	Not Ranked	13-3	22nd
Jan. 30, 1995	Not Ranked	13-5	23rd
Feb. 6, 1995	25th	15-5	21st
Feb. 13, 1995	Not Ranked	16-6	24th
Feb. 20, 1995	Not Ranked	18-6	24th

1991-92

Feb. 10, 1992	25th	14-5	Not Ranked
Feb. 17, 1992	24th	16-5	23rd
Feb. 24, 1992	22nd	18-5	21st
March 3, 1992	23rd	18-6	21st
March 9, 1992	25th	19-7	Not Ranked

Wisconsin Wins Over Nationally Ranked Opponents

3/16/95	W	73-72	vs. Kansas (23rd) (at Lubbock, TX, NCAA Mideast Subregional)
1/8/95	W	76-69	vs. OHIO STATE (22nd)
1/28/94	W	99-73	at Ohio State (17th)
2/21/92	W	80-69	vs. PURDUE (9th)
2/7/92	W	74-58	vs. IOWA (5th)
1/31/92	W	91-89	vs. NORTHWESTERN (22nd)
11/29/91	W	70-63	vs. Auburn (11th) (at Salt Lake City, UT Rainbo Classic)
2/10/91	W	78-75	vs. MICHIGAN STATE (23rd)
1/2/91	W	78-67	vs. IOWA (15th)
2/27/89	W	81-67	vs. PURDUE (11th)


Games at home indicated by CAPS

Wisconsin on the Road

The best overall road record in program history was 10-4 in 1982-83, when the program was 19-8 overall and 6-3 in Big Ten road games.

Including the 1983 through 1995 seasons, the Badgers are 26-88 in Big Ten road games. Overall, the road figure is 58-125 dating to the 1982-83 season.

Wisconsin was 9-8 on the road in 1994-95, and 4-5 in Big Ten road appearances.



The players react after winning their first-ever NCAA game. Sharon Johnson hit the game winner with 2.8 seconds left for a 73-72 victory over 23rd-ranked Kansas in the 1995 subregional at Texas Tech. The Badgers later lost to the 5th-ranked Tech Lady Raiders, 65-88.

Wisconsin in Big Ten Openers

(Record 4-9)

1/7/83	W	58-55	at Purdue
1/6/84	W	92-62	PURDUE
1/6/85	L	58-76	NORTHWESTERN
1/5/86	L	64-68	at Northwestern
1/2/87	L	44-83	IOWA (14th-ranked)
1/8/88	L	59-79	IOWA (1st-ranked)
1/6/89	L	55-73	at Indiana
1/5/90	L	80-92	INDIANA
1/2/91	W	78-67	IOWA (5th ranked)
1/10/92	L	52-77	at Indiana
1/8/93	L	39-65	at Iowa (5th-ranked)
1/7/94	L	67-74	IOWA (2nd-ranked)
12/28/94	W	85-71	at Michigan

Wisconsin's Century Games

(Record 10-4)

1993-94	12/9 vs. UW-Milwaukee, 108-58	W
	12/13 at UI-Chicago, 101-72	W
	1/23 vs. Northwestern, 85-103	L
1992-93	2/19 vs. Northwestern, 90-103	L
1991-92	12/13 vs. W. Illinois, 112-69	W
1990-91	12/9 at Creighton, 101-93	W
	1/6 vs. Minnesota, 102-77	W
	2/1 at Indiana, 86-103	L
	2/8 vs. Michigan, 101-88	W
1987-88	12/4 at Florida State, 67-100	L
1982-83	12/5 vs. Bradley, 123-79	W**
1978-79	12/13 vs. UW-Milwaukee, 115-50	W
1977-78	12/14 vs. DePaul, 106-55	W
	1/17 vs. Northern Illinois, 100-42	W

** 123 is the UW women's school record for most points

% 115-50 (65 difference) is the UW women's record for largest winning margin

Alabama-Birmingham	1-0	Lincoln College	1-0	Southern Methodist	0-1
Arizona	0-1	Louisiana Tech	0-1	Stanford	0-1
Army	1-0	Loyola (Chicago)	5-2	*Tennessee-Martin	1-0
Auburn	1-0	Mankato State	0-1	Texas A & M	0-1
Ball State	1-0	Maryland	0-1	Texas-Austin	0-1
Baylor	1-0	Marquette	6-1	Texas Tech	0-1
Bowling Green	0-1	Memphis State	0-1	Toledo	1-1
Bradley	3-0	Miami of Ohio	1-1	Union University	0-
Bucknell	1-0	Michigan	18-12	University of D.C.	0-1
California-Irvine	1-0	Michigan State	11-21	Utah	1-1
California State-Long Beach	0-1	Middle Tennessee State	0-1	UW-Eau Claire	4-3
Carroll College	2-0	Minnesota	14-19	UW-Green Bay	9-4
Carthage College	2-0	Mississippi	0-1	UW-LaCrosse	3-9
Central Michigan	0-1	Missouri	0-1	UW-Milwaukee	8-1
Central Missouri	1-0	Montana	0-1	UW-Oshkosh	4-1
Chicago State	6-0	National College	2-0	UW-Platteville	5-0
Cincinnati	2-0	Nebraska	3-0	UW-River Falls	0-1
Clemson	0-1	North Carolina	0-1	UW-Stevens Point	3-7
Cleveland State	0-1	North Carolina-Charlotte	0-1	UW-Whitewater	2-4
Colorado	1-0	Northeastern Illinois	3-0	Valdosta State	0-1
Creighton	2-0	Northern Illinois	6-0	Valparaiso	1-0
Dartmouth	1-1	Northern Iowa	3-0	Virginia	0-1
DePaul	2-2	Northwestern	7-26	Wagner	1-0
Detroit	2-2	Notre Dame	0-2	Wake Forest	0-1
Drake	0-4	Ohio State	7-22	Washington	0-1
Duke	0-1	Oklahoma State	0-1	Western Illinois	8-1
Eastern Illinois	2-1	Penn State	0-6	Western Michigan	8-1
Eastern Kentucky	0-1	Phillips University	1-0	Westmar College	1-0
Eastern Michigan	0-1	Pitt	0-1	William Penn College	1-1
Fairfield	0-1	Princeton	1-0	Wichita State	0-1
Fairleigh Dickinson	0-1	Providence	0-1	Yale	1-0
Florida State University	0-1	Purdue	9-22		
Georgetown	0-1	Queens College	0-1	Total: 254 wins, 305 losses	
Gonzaga	1-0	St. Cloud State	1-0		
Illinois	14-17	St. Mary's, CA	2-0	■ All-Time Record	
Illinois-Chicago	12-5	St. Peter's College (N.J.)	0-1	vs. Big Ten Opponents	
Illinois State	3-9	San Diego	1-0		
Indiana	6-25	San Francisco	0-1	Illinois	14-1
Indiana State	2-2	San Jose State	1-0	Indiana	7-2
Iowa	13-18	Santa Clara	0-1	Iowa	13-1
Iowa State	2-3	Southern Connecticut	1-0	Michigan	18-1
Kansas	1-0	South Dakota	0-1		
Lake Superior State College	0-1	Southern Illinois-Carbondale	1-2		

■ All-Time Record vs. Big Ten Opponents

Illinois	14-17
Indiana	7-24
Iowa	13-18
Michigan	18-12
Michigan State	11-21
Minnesota	14-19
Northwestern	7-26
Ohio State	7-22
Penn State	0-6
Purdue	9-22

Total: 100 wins, 187 losses (.348)



Jane Albright-Dieterle discusses strategy with her 1994-95 team. Coach A's first squad tied the second-best record in program history at 20-9, and won its first ever NCAA game before losing in the second round of the 1995 tournament.

Most Valuable Players

1977-78	Pam Moore
1978-79	Kerry Karst
1979-80	Ann Hall
1980-81	Theresa Huff
1981-82	Theresa Huff
1982-83	Theresa Huff
1983-84	Megan Scott and Janet Huff
1984-85	Faith Johnson and Chris Pruitt
1985-86	Lisa Bonnell
1986-87	Lisa Bonnell
1987-88	Lisa Bonnell
1988-89	Janetta Johnson
1989-90	Michele Kozelka
1990-91	Michele Kozelka, Mynette Clark, Robin Threatt, Lisa Lawrence
1991-92	Robin Threatt
1992-93	Robin Threatt
1993-94	Barb Franke
1994-95	Barb Franke

1,000 Point Club

1,901—Robin Threatt, 113 games, 1988-93 – Jr., 66th game, 1/4/92
 1,879—Theresa Huff, 118 games, 1979-1983 – Jr., 66th game, 1/2/82
 1,482—Lisa Bonnell, 109 games, 1984-1988 – Sr., 86th game, 12/9/88
 1,455—Janet Huff, 118 games, 1980-84 – Sr., 96th game, 12/7/84
 1,428—Michele Kozelka, 111 games, 1988-92 – Jr., 74th game, 2/3/91
 1,399—Chris Pruitt, 114 games, 1981-85 – Jr., 86th game, 3/4/84
 1,393—Barb Franke, 85 games, 1991-95 – Jr., 64th game, 12/15/94
 1,120—Faith Johnson, 118 games, 1980-85 – Sr., 110th game, 2/8/85
 1,057—Linda Gough, 105 games, 1977-81 – Sr., 97th game, 2/13/81
 1,017—Mynette Clark, 96 games, 1988-92 – Sr., 94th game, 3/11/92

All-Big Ten Conference

(begun in 1984 with recognition earned by a vote of the conference coaches)

Keisha Anderson	Racine, WI	Second Team	1995
Lisa Bonnell	Merrill, WI	Second Team	1988
		Honorable Mention	1987
Mynette Clark	Racine, WI	Second Team	1992
Barb Franke	Cedar Falls, IA	Freshman of the Year	1992
		Second Team	1994, '95
Kay Fredrickson	Durand, WI	Freshman of the Year	1988
Janet Huff	Milwaukee, WI	First Team	1984
Janetta Johnson	Ann Arbor, MI	Honorable Mention	1989
Michelle Kozelka	Prairie du Chien, WI	Honorable Mention	1989, '90, 91, '92
Chris Pruitt	Chicago, IL	Second Team	1984
Megan Scott	Platteville, WI	Second Team	1984
Robin Threatt	Cedar Rapids, IA	First Team	1992, '93
		Second Team	1991

WBCA/Kodak All-America

Barb Franke	Cedar Falls, IA	1995
	WBCA District IV First Team	
	Honorable Mention All-America	
Robin Threatt	Cedar Rapids, IA	1992
	WBCA District IV First Team	
	Honorable Mention All-America	

WBCA is the Women's Basketball Coaches Association national organization which votes on Kodak All-America honors. Five individuals are named in nine districts to a national ballot from which 10 players are chosen national All-Americans while the remainder receive national honorable mention status.

Parade All-Americans


Name	Hometown	Parade Honor	Played at UW
Amy Wiersma	Randolph, WI	1995 Second Team	1995-96
Katie Voigt	Woodruff, WI	1993 Fourth Team	1993-95
Keisha Anderson	Racine, WI	1992 Fourth Team	1994-95
Kerry Karst	Lincoln, NE	1978 Fourth Team	1978-79

Prestigious award recognizing the top high school athletes in the United States. Honorees are selected annually by *Parade Magazine*

Coach of the Year Honors

Jane Albright-Dieterle	1995	Big Ten Coach of the Year
Jane Albright-Dieterle	1995	WBCA/Converse District Coach of the Year
Mary Murphy	1992	Big Ten Coach of the Year
Mary Murphy	1992	WBCA/Converse District Coach of the Year

Barb Franke became Wisconsin's 10th, 1000-point scorer in December of 1994, reaching that plateau faster than any other UW player. Franke earned the title in her 64th career game, beating the record of 66 games set by all-team scoring leaders, Robin Threatt and Theresa Huff. As she begins her senior season, she needs just 508 points to become Wisconsin's all-time leading scorer (has 1,393 points to start season).



All-Big Ten Academic Team

(begun 1986)

Athletes who are letterwinners and maintain at least a 3.00 cumulative grade point average receive all-Big Ten academic recognition. Freshman and transfers are not eligible in their first year.

Amy Bauer	Durand, WI	Business	1990, '91
Karie Cattanach	Markesan, WI	Business	1995
Kay Fredrickson	Durand, WI	Business	1989, '90, '91
Kim Fredrickson	Durand, WI	Business	1989, '90, '91
Michele Kozelka	Prairie du Chien, WI	Phy. Education	1991, '92
Lisa Lawrence	Milwaukee, WI	Acct./Finance	1989, '90, '91
Dolly Rademaker	Thorp, WI	Physical Therapy	1992, '93, '94
Peggy Shreve	Monroe, WI	Genetics	1991, '92, '93
Katie Voigt	Woodruff, WI	Education	1995
Tracy Winkler	Chilton, WI	Nutritional Science	1994, '95
Jen Waterman	Wisconsin Dells, WI	Zoology	1991, '92, '93

Athletic Board Scholars

Athletic Board Scholars are letterwinners who have completed at least three semesters and the highest grade point in their respective sports. The honor, begun in 1986, is awarded annually by the UW Athletic Board.

Cindy Slovak	Chicago, IL	Wildlife Ecology	1986
Nicky Boucher	Oregon, WI	Art	1987
Shelly Rucinski	Dousman, WI	Recreation Res. Mgt.	1988
Kay Fredrickson	Durand, WI	Business	1989
Peggy Shreve	Monroe, WI	Genetics	1990, '91, '92
Dolly Rademaker	Thorp, WI	Physical Therapy	1993
Tracy Winkler	Chilton, WI	Nutritional Science	1994, '95

GTE/CoSIDA District IV Academic All-America

Kay Fredrickson	Durand, WI	Business	1989
-----------------	------------	----------	------

Academic all-America status recognizes an athlete for excellence in athletics and academics. Athletes must have a minimum cumulative grade point average of 3.2, must be a district winner, and are then placed on a national ballot for voting on by a panel of the sports information directors association (CoSIDA).

Big Ten Medal of Honor

The award is given annually at each Big Ten institution to the senior male and female student-athlete demonstrating proficiency in scholarship and athletics.

Janet Huff	Milwaukee, WI	Recreation Resources Mngt.	1984
------------	---------------	----------------------------	------



Members of the Badger women's basketball team show their "spackling" smiles while helping renovate a home as part of the Habitat for Humanity project in Madison.

Community Service Participants

The Badger women's basketball program received national recognition last year in the NCAA News for their community service projects. The entire team helped with Habitat for Humanity one day, among many other team and individual service projects arranged by the basketball staff.

Coach A's philosophy is, "to whom much is given, much is expected." The Badger players assist with a variety of service projects including visiting sick children in area hospitals, and participating in the Dane County Big Sister program.

The coaching staff annually recognizes the athlete or athletes who have shown a great interest in community service. The 1995 award winners were Karie Cattanach and Jenny Rhodes.

Elite Basketball Teams

Several Badger athletes have been part of special teams that have traveled abroad on USA or Big Ten tours, as well as players that have been part of the Olympic Festival experience. These players are selected from hundreds that tryout for a position on the teams. Big Ten all-star tour players are selected by each institution's coach.

Keisha Anderson	Big Ten All-Star Tour - Japan	1995
	Olympic Festival-West, San Antonio, TX	1993
Barb Franke	USA Basketball Junior Select - Canada	1992
	USA Basketball Jones Cup Team - Taiwan	1994
Robin Threatt	USA Basketball Olympic Tryouts	1992
	Big Ten All-Star Tour - Australia	1992
Katie Voigt	Big Ten All-Star Tour - England	1994
Camille Williams	Big Ten All-Star Tour - Hungary	1993
Tracy Winkler	Olympic Festival - North, San Antonio, TX	1993

The entire UW women's basketball team traveled to Europe during August of 1995. Under NCAA regulations, schools are allowed to travel out of the country every four years. The team played a four-game schedule earning a 3-1 record against national teams in England and Belgium in a 10-day tour.

Keisha Anderson was a member of the Big Ten All-Star team that traveled to Japan in 1995. Both the men's and women's all-star teams, each with one representative of the conference schools, traveled together to the Far East as ambassadors of the Big Ten Conference. Robin Threatt, Camille Williams and Katie Voigt also had experiences abroad as part of the annual Big Ten tour.

—A—

Andrea Adams (Milwaukee, WI): 1981-85
Debbie Ambruso (Kenosha, WI): 1979-81
Stacy Amend (Madison, WI): 1975-76
Keisha Anderson (Racine, WI): 1994-95

—B—

Amy Bauer (Durand, WI): 1988-90
Kim Bertagnoli (Madison, WI): 1974-75
Tasha Bolton (Milwaukee, WI): 1974-75
Lisa Bonnell (Merrill, WI): 1984-88
Jean Bormett (Madison, WI): 1974-76
Heather Bostrom (Rochester, MI): 1988-91, 1993
Nikki Boucher (Oregon, WI): 1986-87
Michele Bourne (Hillside, N.J.): 1989-90
Bev Buhr (Marion, WI): 1974-75
Jennah Burkholder (Janesville, WI): 1993-94
Michele Burkholder (Janesville, WI): 1994-95

—C—

Martha Calden (Madison, WI): 1974-77 (missed 1975-76)
Kelley Camp (West Haven, CT): 1977-79
Karie Cattanch (Markesan, WI): 1993-95
Sally Christenson (Larsen, WI): 1974-75
Mary Chernelich (Milwaukee, WI): 1982-84
Mynette Clark (Racine, WI): 1988-92
Kristi Condon (Brodhead, WI): 1974-76

—D—E—F—

Julia Delaney (Stratford, WI): 1986-87
Kesa Dillon (Oakland, CA): 1992-95
Margaret Drexler (Appleton, WI): 1986-87
Sheila Driver (Racine, WI): 1983-86
Gina Edmonds (West Nyack, NY): 1987-91
Nancy Fahey (Belleville, WI): 1977-81
Lizbeth Finchem (Kalamazoo, MI): 1981-82
Michelle Fischer (Flint, MI): 1983-87
Lynne Fitzgerald (Boscobel, WI): 1986-87
Barb Franke (Cedar Falls, IA): 1991-95 (missed 1992-93)
Kay Fredrickson (Durand, WI): 1987-91
Kim Fredrickson (Durand, WI): 1987-91

—G—H—

Kathy Galligan (Madison, WI): 1975-76
Linda Gough (Elgin, IL): 1977-81
Maike Grossman (Hamburg, West Germany): 1985-86
Verdell Hale (Queens, NY): 1985-88
Ann Hall (Brownsville, WI): 1978-80
Kris Hallisy (Antigo, WI): 1979-83
DeLinda Hastie (Washington, D.C.): 1985-88
Heather Henkel (Racine, WI): 1993-94
Phyllis Hogans (Milwaukee, WI): 1977-79
Maureen Holloway (Wauwatosa, WI): 1975-76
Camilla Hudson (Aurora, IL): 1983-84
Janet Huff (Milwaukee, WI): 1980-84
Theresa Huff (Milwaukee, WI): 1979-83
April Hunt (New Haven, CT): 1977-78

—I—J—K—

Carol Jones (Chicago, IL): 1979-81
Becky Johnson (Madison, WI): 1974-77
Faith Johnson (Minneapolis, MN): 1980-85 (missed 1983-84)
Janetta Johnson (Ann Arbor, MI): 1988-89
Sharon Johnson (Memphis, TN): 1991-95
Kathy Kamrath (Hartland, WI): 1987-88
Kerry Karst (Lincoln, NE): 1978-79
Katie Kennedy (Waukegan, WI): 1993-94
Ann Klapperich (Fond du Lac, WI): 1994-95
Michele Kozelka (Prairie du Chien, WI): 1988-92
Lori Kroening (Wausau, WI): 1980-81
Jody Kurilla (Rhineland, WI): 1980-81

—L—M—N—

Amber Landrigan (Bridgeport, NE): 1989-93 (missed 1991-92)
Lisa Lawrence (Milwaukee, WI): 1987-91
Anne Lederer (Waukesha, WI): 1983-84
Rebecca Leet (Oostburg, WI): 1990-93
Kelly Leinfelder (Edina, MN): 1985-87
Lorraine Lorenzen (Hartland, WI): 1977-80
Michelle Lowman (New Haven, CT): 1978-83 (missed 1979-80)
Kim Martin (Demarest, N.J.): 1992-93
Ellen Mason (Glendale, WI): 1974-77
Liz McLean (Hartford, WI): 1978-80
Carmella McMullen (Cleveland, OH): 1984-85
Marsha Millhouse (Washington, D.C.): 1984-86
Pam Moore (Madison, WI): 1977-78

—O—P—Q—R—

Karen O'Malley (Madison, WI): 1985-88
Teena Parduhn (Madison, WI): 1975-76
Vicki Prince (Flint, MI): 1984-87
Chris Pruitt (Chicago, IL): 1981-85
Joan Purcell (Madison, WI): 1974-77
Dolly Rademaker (Thorp, WI): 1990-94
Jenny Rhodes (Milwaukee, WI): 1994-95
Stacy Riemer (Chilton, WI): 1993-95
Vivian Rorer (Peoria, IL): 1980-82
Carol Ross (East Troy, WI): 1975-76
Shelly Rucinski (Dousman, WI): 1986-90
Jennifer Rudigor (Winnetka, IL): 1975-76

—S—T—U—V—

Anne Saeman (Madison, WI): 1976-79
Carol Scott (Madison, WI): 1976-78
Megan Scott (Platteville, WI): 1983-84
Jennifer Scotten (Vancouver, B.C., Canada): 1988-90
Peggy Shreve (Monroe, WI): 1989-93
Linda Sielaff (Milwaukee, WI): 1981-82
Jane Skarr (Hales Corners, WI): 1983-84
Cindy Slovak (Chicago, IL): 1982-86
Carolyn Smith (Eau Claire, WI): 1977-78
Helen Stoffel (Racine, WI): 1986-87
Linda Stuessy (Brooklyn, WI): 1982-84
Teresa Theder (Watertown, WI): 1981-85
Robin Threatt (Cedar Rapids, IA): 1988-93
Sue Tringali (Manitowoc, WI): 1975-76
Katie Voigt (Woodruff, WI): 1993-95
Ginny Vorwald (Bloomington, WI): 1976-80

—W—X—Y—Z—

Jen Waterman (Wisconsin Dells, WI): 1989-93
Jenni Westphal (Marinette, WI): 1994-95
Dot Whalen (Madison, WI): 1976-80
Camille Williams (Waterloo, IA): 1991-95
Tracy Winkler (Chilton, WI): 1992-95
Inga Young (Alexandria, VA): 1984-87
Cathy Zorr (Oshkosh, WI): 1977-79
Anne Zuehlke (Sturgeon Bay, WI): 1976-79

Letterwinners by State/Country


California - 1	New York - 2
Connecticut - 2	Ohio - 1
Illinois - 7	Tennessee - 1
Iowa - 3	Washington, D.C. - 2
Michigan - 5	Wisconsin - 76
Minnesota - 2	Virginia - 1
Nebraska - 1	Germany - 1
New Jersey - 2	British Columbia, Canada - 1

Uniform Numbers

3	Kesa Dillon	1992-95
	Chris Pruitt	1981-85
	Carol Scott	1976-78
4	Vicki Prince	1984-87
	Phyllis Hogans	1977-79
	Ellen Mason	1974-77
5	Stacy Riemer	1993-95
	Lorraine Lorenzen	1977-80
10	Keisha Anderson	1994-95
	Heather Bostrom	1988-93
	Lynne Fitzgerald	1986-87
	Janet Huff	1980-84
	Lori Kroening	1980-81
	Ginny Vorwald	1976-80
	Marty Calden	1974-77
11	Robin Threatt	1988-93
	Karen O'Malley	1985-88
	Kerry Karst	1978-79
	Pam Moore	1977-78
	Joan Purcell	1974-77
12	Dolly Rademaker	1990-92
	Julia Delaney	1986-87
	Carol Jones	1979-81
	Dot Whalen	1976-80
13	Verdell Hale	1985-88
	Tasha Bolton	1974-75
14	Sheila Driver	1983-86
	Linda Sielaff	1981-82
	Jody Kurilla	1980-81
	Kelly Camp	1977-79
	Jean Bormett	1974-76
15	Jennifer Scotten	1988-90
	Faith Johnson	1980-85
	Liz McLean	1978-80
20	Peggy Shreve	1989-93
	Delinda Hastie	1985-88
	Anne Lederer	1983-84
	Lizbeth Finchem	1981-82
	Nancy Fahey	1977-81
	Stacy Amend	1975-76
21*	Theresa Huff	1979-83
*Huff's #21 was Retired on Dec. 21, 1983		
	Anne Saeman	1976-79
22	Ann Klapperich	1994-95
	Dolly Rademaker	1992-94
	Mynette Clark	1988-92
	Maike Grossman	1985-86
	Megan Scott	1983-84
	Vivian Rorer	1980-82
	Anne Zuelke	1976-79
	Becky Johnson	1974-77
23	Katie Kennedy	1993-94
	Kim Martin	1992-93
	Michele Bourne	1989-90
	Nikki Boucher	1986-87
	Kris Hallisy	1979-83
24	Jenni Westphal	1994-95
	Kay Fredrickson	1987-91
	Cindy Slovak	1982-86
	Helen Stoffel	1986-87
	Maureen Holloway	1975-76
25	Shelly Rucinski	1986-90
	Carmella McMullen	1984-85
	Teena Parduhn	1975-76
	Bev Buhr	1974-75
30	Kim Fredrickson	1987-91
	Margaret Drexler	1986-87

	Ann Hall	1978-80
	Kim Bertagnoli	1974-75
31	Katie Voigt	1993-95
	Mary Chnelich	1982-84
	Debbie Ambruso	1979-81
	Cathy Zorr	1977-79
32	Sharon Johnson	1991-95
	Kathy Kamrath	1987-88
	Andrea Adams	1981-85
	Carolyn Smith	1977-78
	Kristi Condon	1974-76
33	Tanisha Boston	1995-96
	Camille Williams	1991-95
	Gina Edmonds	1987-91
	Inga Young	1984-87
	Michelle Lowman	1978-83
	April Hunt	1977-78
	Carol Ross	1975-76
34	Karie Cattanaach	1993-95
	Lisa Lawrence	1987-91
	Theresa Theder	1981-85
	Linda Gough	1977-81
35	Michelle Fischer	1983-87

	Kathy Galligan	1975-76
40	Jennah Burkholder-Hartwig	1993-94
	Sue Trigali	1975-76
41	Amy Bauer	1988-90
42	Jenny Rhodes	1994-95
	Jen Waterman	1989-93
	Lisa Bonnell	1984-88
43	Michele Burkholder	1994-95
44	Barb Franke	1991-95
	Janetta Johnson	1988-89
	Jane Skarr	1983-84
45	Jennifer Rudiger	1975-76
50	Tracy Winkler	1992-95
	Marsha Millhouse	1884-86
51	Heather Henkel	1993-94
	Amber Landrigan	1989-93
53	Linda Stuessy	1982-84
54	Michele Kozelka	1988-92
	Kelly Leinfelder	1985-87
55	Amy Wiersma	1995-96
	Rebecca Leet	1990-93
	Camilla Hudson	1983-84



Number 21 Retired

Theresa Huff, who played at Wisconsin from 1979-83, is the only woman player to have her jersey retired. Although only 5-11, the lithe center/forward became the school's all-time leading scorer and rebounder completing her career with 1,879 points and 1,201 rebounds.

Robin Threatt broke her 11 year-old scoring record with 1,901 points in 1993, but very few individuals will ever reach the rebounding mark. Michele Kozelka ranks second in career rebounding with 916.

A Milwaukee native, Huff's career spanned the transition period from the AIAW to the NCAA governance. She led Wisconsin to its first post-season appearance reaching the quarter-finals of the AIAW National Championship, and she was a member of the first official Big Ten Conference team in 1981-82.

She ranks first in career field goals made and attempted, and is tied with her sister Janet, and Faith Johnson for most career games played with 118.



The 1995-96 Badger Women's Team pictured on campus in front of the School of Engineering sculpture "Maquina" at Descendants Fountain: (L-R) Tracy Winkler, Amy Wiersma, Tanisha Boston, Ann Klapperich, Keisha Anderson, Michele Burkholder, Stacy Riemer, Jenny Rhodes, Karie Cattanaach, Katie Voigt, Jennah Burkholder Hartwig, Kesa Dillon, Barb Franke

Numerical

No.	Name	Pos.	Ht.	Yr.	Hometown (High School)
3	Kesa Dillon***	G	5-10	Sr.	Oakland, CA (Holy Name)
5	Stacy Riemer**	G	5-7	Jr.	Chilton, WI (Chilton)
10	Keisha Anderson*	G	5-7	Sr./Jr.	Racine, WI (Washington Park)
22	Ann Klapperich*	F	6-1	So.	Fond du Lac, WI (Goodrich)
31	Katie Voigt**	G	6-1	Jr.	Woodruff, WI (Lakeland)
33	Tanisha Boston	F	6-0	Fr.	Milwaukee, WI (Bay View)
34	Karie Cattanaach**	G	5-10	Sr./Jr.	Markesan, WI (Markesan)
40	Jennah Hartwig*	F	6-0	Jr./So.	Janesville, WI (Parker)
42	Jenny Rhodes*	F	6-1	Jr./So.	Milwaukee, WI (Lutheran)
43	Michele Burkholder*	F	6-0	So.	Janesville, WI (Parker)
44	Barb Franke***	F/C	6-2	Sr.	Cedar Falls, IA (Cedar Falls)
50	Tracy Winkler***	F/C	6-2	Sr.	Chilton, WI (Chilton)
55	Amy Wiersma	C	6-5	Fr.	Randolph, WI (Randolph)

Alphabetical

10	Keisha Anderson*
33	Tanisha Boston
43	Michele Burkholder*
34	Karie Cattanaach**
3	Kesa Dillon***
44	Barb Franke***
40	Jennah Hartwig*
22	Ann Klapperich*
42	Jenny Rhodes*
5	Stacy Riemer**
31	Katie Voigt**
50	Tracy Winkler***
55	Amy Wiersma

* Denotes number of letters won

By Eligibility

2 Freshmen	
33	Tanisha Boston
55	Amy Wiersma
4 Sophomores	
40	Jennah Hartwig
43	Michele Burkholder
22	Ann Klapperich
42	Jenny Rhodes
4 Juniors	
10	Keisha Anderson
34	Karie Cattanaach
5	Stacy Riemer
31	Katie Voigt
3 Seniors	
44	Barb Franke
50	Tracy Winkler
3	Kesa Dillon

Pronunciation

5	STAY ce REEM er
10	KEE sha AN der son
22	ANN CLAP er ick
33	Tah NEE Sha BOS ton
34	CARE e CAT a naw
40	JEN a HART wig
42	JEN e ROADS
44	BARB FRANK e
55	A mee WEERS ma

Coach: Jane Albright-Dieterle
 UW Record: 20-9 (one year)
 Big Ten Record: 11-5 (one year)
 Career Record: 209-119 (11 years)

Assistant Coaches:

Sue Semrau
 Bridgett Bonds Williams
 Angie Johnson

Administrative Assistant:

Melissa Bruner

Event Coordinator:

Terry Gawlik

Strength Coach:

Robert Hackett

Athletic Trainer:

Enrique (Henry) Perez-Guerra

Team Physicians:

Dr. Ben Graf
 Dr. David Bernhardt

Equipment Managers:


Jim McCormick, Michele O'Neill

Managers:

Kari Meyers, Mark Bauman

Sports Information:

Tamara J. Flarup, Director
 Diane Nordstrom, Associate
 Office: (608) 263-5502
 FAX: (608) 265-8051



Left: The Badgers visit the original Hard Rock Cafe in London during their 10-day tour of Europe last August. The team played four games with two European club teams and the English All-Stars while visiting France, Belgium and England on the team's first trip abroad.


Below Right: The Badger coaching staff poses in Trafalgar Square in London.

Middle: Notre Dame Cathedral in Paris serves as the backdrop for the touring Badger team on their boating excursion on the River Seine.



Upper Left: Keisha Anderson poses in the formal gardens at Versailles.

Lower Left: The Eiffel Tower dominates the skyline of Paris and served as a landmark for Wisconsin's various travels throughout the city as the team visited the Louvre, Arc de Triomphe, the boulevard Champs-Elysées, Notre Dame Cathedral, the Panthéon, and Sacré-Coeur.



The Badgers visited Versailles and its formal gardens during their European tour. The largest palace in Europe, Versailles was built just south of Paris in 1668 by King Louis XIV. (L-R): Ann Klapperich, Michele Burkholder, Katie Voigt, Keisha Anderson, Stacy Riemer, Tracy Winkler, Karie Cattanaach, Jennah Hartwig, Barb Franke, Jenny Rhodes, Kesa Dillon, Kari Meyers, Sharon Johnson, and coaches Sue Semrau, Jane Albright-Dieterle, Bridgett Williams, Angie Johnson

Cumulative Statistics

Overall Record: 20-9

PLAYER	POS	G/S	FG	FGA	PCT	3PT	3PTA	PCT	FT	FTA	PCT	PTS	AVG	REB	AVG	PF	A	TO	BLK	STL	MIN
Barb Franke	F	29/29	199	398	.500	9	31	.290	141	217	.650	548	19.2	229	7.9	100	41	107	19	39	1934
Keisha Anderson	G	29/29	147	345	.426	17	69	.246	69	100	.690	380	13.1	133	4.6	80	153	112	5	109	979
Katie Voigt	G	29/28	98	267	.367	57	164	.348	39	48	.812	292	10.1	116	4.0	55	79	73	10	35	1919
Ann Klapperich	F	26/16	94	191	.492	0	1	.000	69	87	.793	257	9.9	152	5.8	62	17	42	8	33	537
Sharon Johnson	G	28/13	78	203	.384	6	30	.200	27	44	.614	189	6.8	62	2.2	54	30	72	3	23	575
Camille Williams	F	29/24	64	127	.504	0	1	.000	68	103	.660	196	6.8	157	5.4	51	38	52	9	26	784
Tracy Winkler	F	28/5	41	101	.406	0	1	.000	28	37	.757	110	3.9	74	2.6	54	19	35	3	14	400
Karie Cattanaach	G	29/0	34	88	.386	26	68	.382	6	8	.750	100	3.4	42	1.4	29	25	19	4	13	357
Jenny Rhodes	F	28/1	14	30	.467	0	0	.000	9	18	.500	37	1.3	46	1.6	32	7	17	0	0	256
Kesa Dillon	G	18/0	4	11	.364	0	0	.000	2	5	.400	10	0.6	8	0.4	13	3	4	0	0	46
Michele Burkholder	F	8/0	1	8	.125	0	0	.000	3	4	.750	5	0.6	7	0.9	4	0	3	0	1	22
Stacy Riemer	G	4/0	0	2	.000	0	1	.000	1	2	.500	1	0.2	1	0.2	1	0	1	0	2	5
Jenni Westphal	G	3/0	0	2	.000	0	0	.000	0	0	.000	0	0	1	0.3	2	2	2	0	0	11
Team														100							
Team Totals		29	774	1773	.437	115	366	.314	462	673	.686	2125	73.3	1128	38.9	537	414	563	61	298	
Opponent Totals		29	721	1717	.420	120	340	.353	376	563	.668	1938	66.8	1113	38.4	569	399	654	59	235	

Big Ten Conference Statistics

Big Ten Record: 11-5, 3rd place

PLAYER	POS	G/S	FG	FGA	PCT	3PT	3PTA	PCT	FT	FTA	PCT	PTS	AVG	REB	AVG	PF	A	TO	BLK	STL	MIN
Barb Franke	F	16/16	97	199	.487	5	18	.290	70	119	.650	269	16.8	112	7.0	55	24	53	10	14	514
Keisha Anderson	G	16/16	87	201	.433	11	41	.268	48	66	.727	233	14.6	77	4.8	40	72	57	1	60	570
Katie Voigt	G	16/15	48	141	.340	27	81	.333	20	26	.769	143	8.9	64	4.0	32	51	40	6	20	501
Ann Klapperich	F	16/14	77	150	.513	0	0	.000	55	67	.821	209	13.1	110	6.9	42	12	26	5	27	412
Sharon Johnson	G	15/3	28	82	.341	2	11	.182	7	18	.389	65	4.3	26	1.7	28	10	30	1	7	254
Camille Williams	F	16/14	35	69	.507	0	1	.000	36	54	.667	106	6.6	81	5.1	29	24	28	4	17	438
Tracy Winkler	F	15/2	13	40	.325	0	0	.000	8	13	.615	34	2.3	25	1.7	45	4	13	1	6	185
Karie Cattanaach	G	16/0	18	45	.400	14	34	.412	2	3	.667	52	3.2	21	1.3	16	12	12	1	5	189
Jenny Rhodes	F	16/0	9	17	.529	0	0	.000	5	12	.417	23	1.4	23	1.4	0	5	10	0	0	143
Kesa Dillon	G	8/0	1	4	.250	0	0	.000	1	3	.333	3	0.4	3	0.4	6	0	1	0	0	11
Michele Burkholder	F	3/0	1	3	.333	0	0	.000	0	0	.000	2	0.7	2	0.7	1	0	0	0	0	6
Stacy Riemer	G	3/0	0	1	.000	0	1	.000	1	2	.500	1	0.4	1	0.3	1	0	0	0	1	2
Jenni Westphal	G	0/0	0	0	.000	0	0	.000	0	0	.000	0	0.0	0	0.0	0	0	0	0	0	0
Team														50							
Team Totals		16	414	952	.435	59	187	.316	253	383	.661	1140	71.2	595	37.2	294	214	291	29	157	
Opponent Totals		16	400	921	.434	66	183	.361	182	294	.619	1048	65.5	613	38.3	325	222	360	36	110	

Team Stats reflect team rebounds

1994-95 Season Stats-at-a-Glance

Points 548 Barb Franke 380 Keisha Anderson 292 Katie Voigt	Field Goals 199 Barb Franke 147 Keisha Anderson 98 Katie Voigt	Field Goal Attempts 398 Barb Franke 345 Keisha Anderson 267 Katie Voigt	FG Pct. (200 atts.) .500 Barb Franke .426 Keisha Anderson .384 Sharon Johnson
Three-Point Goals 57 Katie Voigt 26 Karie Cattanaach 17 Keisha Anderson	Three-Point Attempts 164 Katie Voigt 68 Keisha Anderson 68 Karie Cattanaach	Three-Point Pct. (50 atts.) .382 Karie Cattanaach .348 Katie Voigt .246 Keisha Anderson	Steals 109 Keisha Anderson 39 Barb Franke 35 Katie Voigt
Free Throws 141 Barb Franke 69 Keisha Anderson 69 Ann Klapperich	Free Throw Attempts 217 Barb Franke 103 Camille Williams 100 Keisha Anderson	Free Throw Pct. (50 atts.) .793 Ann Klapperich .690 Keisha Anderson .660 Camille Williams	Personal Fouls 100 Barb Franke 80 Keisha Anderson 62 Ann Klapperich
Rebounds 229 Barb Franke 157 Camille Williams 152 Ann Klapperich	Blocked Shots 19 Barb Franke 10 Katie Voigt 9 Camille Williams	Assists 153 Keisha Anderson 79 Katie Voigt 41 Barb Franke	

1994-95 Individual Game-By-Game Statistics

(Points-Rebounds-Assists)

Opponent	#3 Dillon	#5 Riemer	#10 Anderson	#22 Klapperich	#24 Westphal	#31 Voigt	#32 Johnson	#33 Williams	#34 Cattanaach	#42 Rhodes	#43 Burkholder	#44 Franke	#50 Winkler
Baylor	4-1-0	DNP	6-1-11	3-2-0	0-0-1	11-4-3	12-3-2	11-10-0	6-3-0	0-3-0	0-0-0	22-5-1	2-2-2
St. Mary's	DNP	DNP	10-4-5	2-2-1	DNP	9-5-2	15-5-2	12-6-0	3-1-1	0-1-0	2-0-0	18-8-0	9-4-1
W. ILLINOIS	1-0-0	DNP	18-2-3	0-4-1	0-1-1	9-5-2	14-5-3	9-7-0	3-2-2	0-2-1	0-0-0	17-6-1	8-1-0
SMU	DNP	DNP	6-4-7	4-1-0	DNP	19-5-4	9-2-3	13-6-2	3-0-1	2-0-0	DNP	19-8-1	2-3-1
St. Mary's	0-1-1	DNP	17-3-8	8-2-1	DNP	7-1-3	14-7-0	8-3-1	2-1-1	0-0-1	DNP	20-12-1	8-8-2
UW-Green Bay	DNP	DNP	8-4-2	0-3-0	DNP	11-4-2	9-1-2	0-2-1	0-2-0	DNP	DNP	23-12-0	8-7-2
Toledo	0-0-0	DNP	17-7-3	DNP	DNP	8-3-2	8-7-2	2-4-0	3-0-1	0-2-0	DNP	14-11-1	19-10-2
ILLINOIS-CHICAGO	0-0-1	DNP	8-5-5	2-8-2	0-0-0	9-3-2	15-1-1	0-5-1	6-1-0	0-1-0	DNP	29-10-5	10-7-2
Michigan	DNP	DNP	17-7-6	9-10-1	DNP	13-4-5	12-3-3	9-4-0	6-1-0	3-3-0	DNP	7-4-2	9-4-1
W. MICHIGAN	0-1-0	0-0-0	8-10-7	5-4-0	DNP	13-9-3	0-1-1	3-4-4	5-2-1	10-2-0	0-1-0	24-9-1	6-2-1
INDIANA	DNP	DNP	11-1-7	12-4-0	DNP	7-4-1	3-1-1	2-2-1	14-0-1	4-4-1	DNP	25-8-2	0-3-1
IOWA	DNP	DNP	21-13-4	9-6-3	DNP	8-4-3	DNP	5-9-2	11-2-0	0-1-2	DNP	17-8-0	1-1-0
OHIO STATE	DNP	DNP	15-3-5	12-10-2	DNP	7-3-2	9-2-0	7-5-2	0-0-0	2-1-0	DNP	20-3-1	4-3-0
Michigan State	DNP	DNP	13-3-1	13-3-0	DNP	4-1-2	8-3-1	4-2-2	5-2-1	0-1-0	DNP	17-5-1	4-1-1
Minnesota	1-1-0	0-0-0	19-4-10	14-8-0	DNP	9-4-2	5-1-2	2-1-2	3-1-2	2-1-1	0-0-0	19-7-2	2-3-0
ILLINOIS	2-1-0	1-1-0	14-3-7	6-5-1	DNP	22-5-3	0-1-0	10-10-1	2-6-0	2-4-1	2-2-0	15-10-3	DNP
Purdue	DNP	DNP	22-5-1	20-10-0	DNP	0-4-4	4-2-0	3-3-1	2-1-0	0-0-0	DNP	12-12-2	3-4-0
Penn State	DNP	DNP	8-6-4	8-6-0	DNP	6-5-2	0-0-0	7-6-4	3-0-0	6-4-0	DNP	17-12-3	0-1-0
NORTHWESTERN	0-1-0	DNP	8-2-2	12-8-1	DNP	16-8-3	2-4-0	8-5-1	0-0-0	0-0-0	DNP	15-9-0	2-1-0
MINNESOTA	DNP	DNP	15-4-4	16-7-0	DNP	11-3-6	2-0-2	8-1-1	3-0-1	2-0-2	DNP	20-5-1	2-2-0
MARQUETTE	2-0-0	DNP	9-4-7	20-13-0	DNP	11-1-0	8-1-1	13-15-2	3-4-2	0-2-0	1-4-0	19-9-2	2-4-0
MICHIGAN STATE	0-0-0	DNP	13-6-5	13-9-0	DNP	6-5-2	5-1-0	4-4-1	0-0-1	2-1-0	DNP	14-9-2	5-1-0
Ohio State	DNP	DNP	19-6-5	17-6-2	DNP	15-3-3	7-1-1	12-4-1	0-1-0	0-0-0	DNP	11-4-2	0-1-0
Iowa	0-0-0	DNP	18-3-5	23-5-1	DNP	3-5-7	0-3-0	7-8-1	0-0-0	0-0-0	DNP	11-3-2	0-0-0
Indiana	DNP	DNP	6-6-0	16-6-1	DNP	8-3-1	0-3-0	8-7-3	3-2-2	0-0-0	DNP	18-8-1	2-1-0
MICHIGAN	0-0-0	0-0-0	14-6-6	9-7-1	DNP	8-3-5	8-1-2	10-7-1	0-5-3	0-3-0	0-0-0	31-5-0	0-1-0
Michigan State	0-0-0	DNP	11-2-8	4-3-0	DNP	15-2-4	9-0-1	5-5-2	0-0-1	0-1-0	DNP	35-10-2	0-1-1
Kansas	0-1-0	DNP	22-7-8	DNP	DNP	16-4-1	5-2-1	7-5-1	3-2-2	2-5-0	DNP	16-5-1	2-0-1
Texas Tech	0-1-1	DNP	7-3-7	DNP	DNP	11-6-0	6-1-1	7-4-0	11-3-1	0-4-0	DNP	23-12-1	0-0-0

Home games indicated in CAPS

Category	Wisconsin	Opponent
Total Points	35 Barb Franke vs. Michigan State	26 Kisha Kelly of Michigan State Katie Smith of Ohio State
2-Point Goals	15 Barb Franke vs. Michigan State	11 Peggy Evans of Ohio State
2-Point Attempts	22 Barb Franke vs. Michigan State	21 Kris Dups of Illinois
3-Point Goals	5 Katie Voigt vs. SMU and Illinois	5 K. Rubenstein of St. Mary's
3-Point Attempts	10 Katie Voigt vs. SMU and Michigan Lori Goerlitz of Marquette	12 K. Rubenstein of St. Mary's
Free Throws	13 Tracy Winkler vs. Toledo	9 Kerri Reaves of Marquette
Free Throws Attempted	14 Camille Williams vs. Southern Methodist Tracy Winkler vs. Toledo	12 Kerri Reaves of Marquette
Total Rebounds	15 Camille Williams vs. Marquette	15 J. Brzezinski of Michigan Kerri Reaves of Marquette
Defensive Rebounds	13 Keisha Anderson vs. Iowa	10 K. Brungardt of SMU J. Brzezinski of Michigan Angie Potthoff of Penn State Paula Sanders of Michigan St.
Offensive Rebounds	8 Barb Franke vs. Purdue	6 Ashley Berggren of Illinois Kerri Reaves of Marquette Melinda White of Texas Tech
Assists	11 Keisha Anderson vs. Iowa	10 Jennifer Jacoby of Purdue
Blocked Shots	3 Barb Franke vs. Michigan State	5 Tangel Smith of Iowa
Steals	8 Keisha Anderson vs. Marquette	5 Angel White of W. Michigan Angie Potthoff of Penn State Nikki Heath of Texas Tech
Turnovers	11 Keisha Anderson vs. Western Illinois	11 A. Franklin of Michigan

Wisconsin Record When (Record 20-9) ...

UW outrebounds opponent	9-4	UW shoots more free throws than opponent	13-4
UW outscores opponents' bench	8-5	UW Commits less turnovers than opponent	17-4
UW leads at halftime	15-4	UW Commits more turnovers than opponent	2-4
UW trails at halftime	4-4	UW Commits the same number of turnovers	1-1
UW tied at halftime	1-1	Wisconsin plays at home	11-1
UW shoots 50% or better from field	3-0	Wisconsin plays away	9-8
UW shoots less than 50% from field	17-9	Wisconsin versus Big Ten Conference	11-5
Opponent shoots 50% or better from field	2-4	Wisconsin versus nationally-ranked teams	3-2
Opponent shoots less than 50% from field	8-5	Wisconsin plays 1993-94 NCAA qualifiers	7-5
Opponent shoots less than 40% from field	9-1	Team is stranded in airport due to inclement weather	4-3

Category		Wisconsin	Opponent
Total Points	High Low	88 vs Marquette 55 vs Penn State	89 by Michigan State 47 by Illinois
2-Point Goals	High Low	29 vs Michigan, Kansas 16 vs Toledo	35 by Texas Tech 13 by Marquette
2-Point Attempts	High Low	63 vs Kansas 37 vs Southern Methodist	74 by Texas Tech 33 by Toledo and Northwestern
Field Goal Percentage	High Low	.585 vs Western Illinois .314 vs Michigan State	.582 by Michigan State .250 by Illinois
3-Point Goals	High Low	9 vs Texas Tech 0 vs UW-Green Bay	8 by Ohio State 0 by Western Michigan
3-Point Attempts	High Low	23 vs Texas Tech 5 vs Indiana	24 by Toledo 5 by Western Michigan and Illinois
3-Point Percentage	High Low	.600 vs Indiana .000 vs UW-Green Bay	.667 by UW-Green Bay 000 by Western Michigan
Free Throws	High Low	30 vs Marquette 7 vs Penn State	23 by Toledo 3 by Ohio State
Free Throws Attempted	High Low	44 vs Marquette 9 vs Michigan State	30 by Marquette and Michigan State 6 by Ohio State
Free Throw Percentage	High Low	88.9 vs Michigan State 53.8 vs Penn State	92.0 by Toledo 43.8 by Indiana
Total Rebounds	High Low	61 vs Marquette 25 vs Michigan State	48 by Iowa and Texas Tech 31 by Baylor
Defensive Rebounds	High Low	39 vs Marquette 13 vs Minnesota	36 by Michigan State 18 by Baylor
Offensive Rebounds	High Low	24 vs Western Michigan 6 vs Michigan State	21 by Marquette 6 by Northwestern and Indiana
Assists	High Low	21 vs Minnesota 7 vs Northwestern	25 by Texas Tech 5 by Western Illinois
Blocked Shots	High Low	6 vs Western Illinois and Marquette 0 vs Toledo, Pur, Minn., MSU, OSU, Mich	7 by UW-Green Bay 0 by W. Ill., St. Mary's, Baylor, Western Michigan, NU, OSU
Steals	High Low	19 vs Western Michigan 4 vs Iowa	16 by Penn State 1 by Michigan State
Turnovers	High Low	34 vs Western Illinois 12 vs Minnesota	33 by W. Illinois and W. Michigan 15 by Iowa
Fouls	High Low	24 vs Michigan State 11 vs Iowa	30 by Marquette 11 by Indiana

Records: 20-9 (11-5 Big Ten, 11-1 Home, 6-6 Away, 3-2 Neutral)

Date	Opponent	FG-FGA	%	3 Pt.	%	FT-FTA	%	Reb	PF/D	A	TO	Blk	Stl	Pts.
11/25	vs. Baylor	21-58	.362	4-10	.400	6-7	.857	31	12/0	11	25	0	5	52
	UW	31-65	.477	5-17	.294	10-13	.769	41	12/0	20	18	1	14	77
11/26	at St. Mary's(CA)	29-60	.483	7-15	.467	8-15	.533	34	20/2	16	18	0	6	73
	UW	29-64	.453	3-10	.300	19-22	.864	39	15/0	12	16	1	7	80
11/29	W. Illinois	17-59	.288	3-9	.333	15-25	.600	39	21/1	5	33	0	7	52
	UW	31-53	.585	3-6	.500	14-21	.667	39	23/0	14	34	6	11	79
12/2	vs. S. Methodist	28-58	.483	3-7	.429	21-24	.875	38	23/1	14	21	3	8	80
	UW	25-56	.446	6-19	.316	21-29	.724	32	22/1	19	22	2	10	77
12/3	vs. St. Mary's(CA)	23-70	.329	6-13	.462	16-20	.800	42	24/1	16	22	1	10	68
	UW	29-65	.446	2-11	.182	24-30	.800	46	19/0	19	19	3	13	84
12/7	at UW-Green Bay	24-51	.471	4-6	.667	16-20	.800	35	14/0	11	20	7	11	68
	UW	25-63	.397	0-7	.000	9-16	.563	36	17/1	9	20	4	11	59
12/10	at Toledo	20-57	.351	5-24	.208	23-25	.820	40	23/1	12	23	2	13	68
	UW	21-61	.314	5-18	.278	24-33	.727	44	19/0	11	21	0	10	71
12/15	Illinois Chicago	23-60	.383	6-18	.333	9-17	.529	38	19/1	14	24	3	10	61
	UW	28-63	.444	7-15	.467	16-22	.727	42	19/1	19	19	2	9	79
12/28	at Michigan	26-59	.441	4-8	.500	15-26	.577	41	20/2	18	33	2	10	71
	UW	32-66	.485	5-16	.313	16-23	.696	39	22/0	18	19	3	10	85
12/31	W. Michigan	22-58	.379	0-5	.000	11-19	.579	34	15/1	9	33	0	15	55
	UW	30-71	.423	2-13	.154	12-17	.706	50	21/0	18	30	2	19	74
1/3/	Indiana	24-55	.436	5-13	.385	9-13	.692	33	11/0	18	21	2	3	62
	UW	31-64	.484	8-17	.471	8-13	.615	33	16/1	15	16	1	6	78
1/6	Iowa	22-75	.293	4-13	.308	14-25	.560	48	29/0	6	15	5	6	62
	UW	22-49	.449	5-10	.500	23-37	.622	46	20/0	14	21	2	4	72
1/8	Ohio State	29-59	.492	8-19	.421	3-6	.500	35	29/3	15	24	1	7	69
	UW	26-55	.473	1-11	.091	23-31	.742	32	14/0	13	16	2	14	76
1/13	at Michigan State	30-57	.526	5-9	.556	13-23	.565	40	18/0	20	20	1	6	78
	UW	26-54	.481	4-10	.400	12-21	.571	25	22/0	9	18	4	14	68
1/20	at Minnesota	23-55	.484	3-10	.300	14-24	.583	40	20/0	19	22	2	11	63
	UW	30-62	.484	4-12	.333	12-20	.600	37	22/1	21	18	4	10	76
1/22	Illinois	15-60	.250	1-5	.200	16-24	.667	37	24/1	7	22	1	4	47
	UW	26-62	.419	5-13	.385	19-29	.655	48	22/0	15	14	3	7	76
1/27	at Purdue	27-57	.474	4-9	.444	10-18	.556	34	20/1	14	18	5	10	68
	UW	22-62	.355	2-9	.222	20-28	.714	47	15/0	8	20	0	8	66
1/29	at Penn State	22-64	.344	1-9	.111	13-19	.684	40	14/0	13	16	5	16	58
	UW	22-53	.415	4-11	.364	7-13	.538	43	20/0	13	24	1	6	55
2/3	Northwestern	18-43	.419	4-10	.400	16-25	.640	37	18/0	9	19	0	5	56
	UW	22-60	.367	2-15	.133	17-20	.850	37	22/0	7	13	1	7	63
2/5	Minnesota	29-54	.537	7-13	.538	13-16	.813	37	20/1	9	23	1	7	78
	UW	29-65	.446	7-14	.500	14-20	.700	26	15/0	13	12	0	15	79
2/9	Marquette	20-72	.278	7-23	.304	19-30	.633	46	30/1	10	26	1	12	66
	UW	27-67	.403	4-14	.286	30-44	.682	61	23/0	14	23	6	15	88
2/12	Michigan State	32-55	.582	3-10	.300	11-13	.846	45	22/0	19	22	1	1	78
	UW	22-70	.314	3-17	.176	15-25	.600	37	18/1	11	15	0	15	62
2/17	at Ohio State	31-61	.508	2-12	.167	12-18	.667	32	18/1	16	16	0	3	76
	UW	29-55	.527	4-12	.333	19-27	.704	30	17/0	15	16	0	7	81
2/19	at Iowa	23-55	.418	4-13	.308	5-7	.714	33	15/0	12	21	5	5	55
	UW	25-52	.481	1-6	.167	11-18	.611	32	11/0	16	14	3	12	62
2/24	at Indiana	26-51	.510	4-8	.500	7-16	.438	39	20/0	14	23	4	5	63
	UW	20-63	.317	3-5	.600	18-28	.643	42	17/0	8	15	5	9	61
2/26	Michigan	23-61	.377	7-22	.318	11-21	.524	38	27/0	13	27	1	11	64
	UW	30-60	.500	1-9	.111	19-30	.633	42	21/1	18	25	0	13	80
3/4	at Michigan State	31-59	.525	4-7	.571	21-30	.700	35	12/0	24	19	1	8	87
	UW (Big Ten Tourney)	33-69	.478	5-15	.333	8-9	.889	24	24/1	19	15	1	9	79
3/16	vs. Kansas	28-60	.467	2-13	.154	14-18	.778	35	16-0	10	16	3	8	72
	UW (NCAA)	29-63	.460	5-11	.455	10-15	.667	35	13-0	15	15	1	6	73
3/18	at Texas Tech	35-74	.473	3-7	.429	15-19	.789	48	14-0	25	9	2	12	88
	UW (NCAA)	22-61	.361	9-23	.391	12-19	.632	38	18-0	11	19	2	7	65
WISCONSIN TOTALS		774-1773	.437	115-366	.314	462-673	.686	1128	537	414	563	61	298	2125
OPPONENT TOTALS		721-1717	.420	120-340	.353	376-563	.668	1113	569	399	654	59	235	1938

Home Games Indicated in Bold

BIG TEN CONFERENCE

Illinois

Indiana

Iowa

Michigan

Michigan State

Minnesota

Northwestern

Ohio State

Penn State

Purdue

Wisconsin



The University of Wisconsin benefits from the interest and media exposure associated with the Big Ten Conference, one of the premier athletic conferences in the nation. Big Ten women's athletics programs take pride in leading the nation in basketball and volleyball attendance and in receiving more network and cable television exposure than any conference in the nation.

Begun in 1895, the Intercollegiate Conference of Faculty Representatives (popularly known as the Big Ten) has changed little from its original philosophy of faculty control of athletics with emphasis on the student-athlete. The conference is celebrating its centennial anniversary during the 1995-96 season.

The women's athletic programs became affiliated with the Conference officially in 1981, although unofficial conference championships had been held since 1972. Penn State became the 11th university to join the conference in 1991.

As a Big Ten school, Wisconsin women athletes compete in conference championships in basketball, cross country, golf, soccer, softball, swimming and diving, tennis, indoor and outdoor track and field, and volleyball.



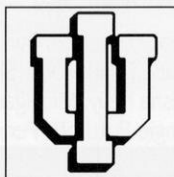
The Big Ten Conference began a conference tournament that will decide the automatic qualifier for the NCAA Championship in 1995. Penn State was the winner of the initial tournament in a 68-63 decision over Ohio State. As in the past, however, the league titlist will be based on the final regular season

Conference standings. All teams play a total of 16 games playing six teams twice, and four teams once.

The 1996 Big Ten Conference tournament will be held on Friday-Monday, March 1-4, at Hinkle Field House on the Butler University campus in Indianapolis, IN. The tournament will be a four-day single elimination playoff with all 11 teams participating. The top five seeds (as determined by conference standings) will receive a first-round bye. The other six teams will play each other in the first round with the winners participating in the quarterfinals on Saturday. The semifinals will be on Sunday, and the championship final on Monday.

The conference champion has earned an automatic bid to the NCAA tournament since 1981. Six Big Ten schools have represented the conference in the past three NCAA Championships with Ohio State and Iowa advancing to the Final Four in 1993, and Purdue qualifying for the NCAA semifinals in 1994.

In addition to its athletic success, the Big Ten Conference has led the nation in basketball attendance for three consecutive years. Five schools finished in the top 15 in attendance, and overall the league averaged 3,128 spectators per game. Ohio State led the Big Ten with 6,322 spectators per game while Iowa was second with 6,147. Wisconsin was third in the conference and 12th nationally with 4,944. Purdue averaged 4,760 and Penn State 4,134.



1995 Big Ten Conference Standings

		Big Ten		PCT	All Games		PCT	PTS	AVG	HI	OPP PTS	OPP AVG
		W	L		W	L						
1.	Penn State % #	13	3	.813	26	5	.839	2580	83.2	105	1966	63.4
	Purdue #	13	3	.813	24	8	.750	2669	78.5	110	2035	59.9
3.	Wisconsin #	11	5	.688	20	9	.690	2049	73.2	101	1880	67.1
4.	Northwestern	9	7	.563	14	14	.500	1915	68.4	89	1935	69.1
5.	Indiana	8	8	.500	19	10	.655	2074	71.5	97	1934	66.7
	Michigan State	8	8	.500	16	12	.571	2089	74.6	94	1978	70.6
7.	Ohio State	7	9	.438	17	13	.567	2296	76.5	119	2042	68.1
	Minnesota	7	9	.438	12	15	.444	1856	68.7	92	1819	67.4
9.	Iowa	6	10	.375	11	17	.393	1644	58.7	73	1641	58.6
10.	Illinois	3	13	.188	10	17	.357	1744	64.6	87	1965	72.8
	Michigan	3	13	.188	8	19	.296	1766	65.4	82	1992	73.8

% winner of Big Ten Tournament, Big Ten NCAA automatic qualifier

NCAA Qualifier

1995 Big Ten Tournament Results and All-Conference Selections

First Round, March 3

(#9) Iowa 57, (#8) Minnesota 44

(#7) Ohio State 87, (#10) Illinois 73

(#6) Michigan State 81, (#11) Michigan 59

Quarterfinals, March 4

(#1) Penn State 69, (#9) Iowa 62

(#5) Indiana 77, (#4) Northwestern 75

(#7) Ohio State 72, (#2) Purdue 59

(#11) Michigan State 87, (#3) Wisconsin 79

Semifinals, March 5

(#1) Penn State 72, (#5) Indiana 64

(#7) Ohio State 70, (#6) Michigan State 63

(#6) Michigan State 81, (#11) Michigan 59

Finals, March 6

(#1) Penn State 68, (#7) Ohio State 63

All-Tournament Team

Missy Masley, Penn State

Peggy Evans, Ohio State

Angie Potthoff, Penn State

Katie Smith, Ohio State

Tina Nicholson, Penn State

Player of the Year

Stacy Lovelace, Purdue

Freshman of the Year

Tiffany Gooden, Iowa

Coach of the Year

Jane Albright-Dieterle, Wisconsin

First Team

Stacy Lovelace, Purdue

Katie Smith, Ohio State

Kisha Kelly, Michigan State

Angie Potthoff, Penn State

Tina Nicholson, Penn State

Second Team

Barb Franke, Wisconsin

Keisha Anderson, Wisconsin

Maureen Holohan, Northwestern

Jennifer Jacoby, Purdue

Shirley Bryant, Indiana (tie)

Shannon Loeblein, Minnesota (tie)

Peggy Evans, Ohio State (tie)

Honorable Mention

Kris Dupps, Illinois


Lisa Furlin, Indiana

Tia Jackson, Iowa

Cara Pearson, Minnesota

Missy Masley, Penn State

Jannon Roaland, Purdue



Badger Coach Jane Albright-Dieterle has been named the coach of the year in three different conferences over her 11-year career, last year becoming the first Big Ten coach to receive the honor in their first year of coaching in the conference. She was also voted by her peers as the WBCA District IV Coach of the Year for the second time.

Scoring

1.	Katie Smith, OSU	21.3
2.	Barb Franke, WIS	18.9
3.	Kisha Kelley, MSU	18.9
4.	Angie Potthoff, PSU	17.8
5.	Peggy Evans, OSU	17.4
6.	Missy Masley, PSU	15.4
7.	Cara Pearson, MINN	15.1
8.	Shirley Bryant, IND	14.9
9.	Maureen Holohan, NU	14.9
10.	Kris Dupps, ILL	14.9

Field Goal Percentage

1.	Angie Potthoff, PSU	.586
2.	Peggy Evans, OSU	.569
3.	Shirley Bryant, IND	.559
4.	Missy Masley, PSU	.529
5.	Barb Franke, WIS	.500
6.	Kisha Kelley, MSU	.498
7.	Stacey Lovelace, PUR	.476
8.	Maureen Holohan, NU	.463
9.	Cara Pearson, MINN	.455
10.	Katie Smith, OSU	.453

3-Point Field Goals Made

1.	Shannon Loeblein, MINN	2.33
2.	Tatjana Vesel, IND	2.09
3.	Katie Voigt, WIS	1.97
4.	Katie Smith, OSU	1.90
5.	Tiffany Longworth, PSU	1.77
6.	Jennifer Jacoby, PUR	1.74
7.	Chris Powers, MSU	1.56
8.	Marcie Alberts, OSU	1.53
9.	Krista Reinking, ILL	1.52

3-Point Field Goal Percentage

1.	Marcie Alberts, OSU	.438
2.	Jennifer Jacoby, PUR	.415
3.	Chris Powers, MSU	.412
4.	Shannon Loeblein, MINN	.375
5.	Katie Smith, OSU	.368
6.	Katie Voigt, WIS	.348
7.	Krista Reinking, ILL	.337
8.	Tiffany Longworth, PSU	.308
9.	Tatjana Vesel, IND	.302

Free Throw Percentage

1.	Katie Smith, OSU	.844
2.	Tina Nicholson, PSU	.844
3.	Tia Jackson, IOWA	.811
4.	Ann Klapperich, WIS	.793
5.	Michele Ratay, NU	.780
6.	Katrina Hannaford, NU	.780
7.	Kisha Kelley, MSU	.773
8.	Lori Lawler, MINN	.752
9.	Angie Potthoff, PSU	.752
10.	Tiffany Gooden, IOWA	.742

Rebounds

1.	Kris Dupps, ILL	9.9
2.	Angie Potthoff, PSU	9.7
3.	Jennifer Brzezinski, MICH	9.3
4.	Missy Masley, PSU	8.9
5.	Shirley Bryant, IND	8.9
6.	Maureen Holohan, NU	8.2
7.	Stacey Lovelace, PUR	8.1
8.	Paula Sanders, MSU	8.0
9.	Cara Pearson, MINN	8.0
10.	Barb Franke, WIS	7.9

Big Ten Teams in the NCAA Tournament

1995	Three Teams	64-team bracket
Penn State*, Purdue*, Wisconsin		
1994	Five Teams	64-team bracket
Penn State*, Purdue*, Iowa, Indiana, Minnesota		
1993	Four Teams	64-team bracket
Iowa*, Ohio State*, Penn State, Northwestern		
1992	Three Teams	48-team bracket
Iowa*, Purdue, Wisconsin		
1991	Four Teams	48-team bracket
Purdue*, Iowa, Michigan State, Northwestern		
1990	Five Teams	48-team bracket
Iowa*, Northwestern*, Purdue, Michigan, Ohio State		
1989	Three Teams	48-team bracket
Iowa*, Ohio State*, Purdue		
1988	Two Teams	40-team bracket
Iowa*, Ohio State		
1987	Four Teams	40-team bracket
Iowa*, Ohio State*, Northwestern, Illinois		
1986	Three Teams	40-team bracket
Ohio State*, Iowa, Illinois		
1985	One Team	32-team bracket
Ohio State*		
1984	One Team	32-team bracket
Ohio State*		
1983	One Team	32-team bracket
Indiana*		
1982	Three Teams	32-team bracket
Ohio State*, Illinois, Northwestern		
* Indicates Big Ten Champion		

Assists


1.	Tina Nicholson, PSU	8.1
2.	Keisha Anderson, WIS	5.3
3.	Jennifer Jacoby, PUR	5.1
4.	Chris Powers, MSU	5.1
5.	Emma Urzua, IND	4.8
6.	Maureen Holohan, NU	3.7
7.	Katie Smith, OSU	3.6
8.	Shannon Loeblein, MINN	3.3
9.	Karen Clayton, IOWA	3.3
10.	Marcie Alberts, OSU	3.2
11.	Lori Lawler, MINN	3.2

Steals

1.	Keisha Anderson, WIS	3.76
2.	Tina Nicholson, PSU	2.87
3.	Stacey Lovelace, PUR	2.31
4.	Kisha Kelley, MSU	2.21
5.	Maureen Holohan, NU	2.11
6.	Shannon Loeblein, MINN	2.11
7.	Angie Potthoff, PSU	2.07
8.	Silver Shellman, MICH	2.07
9.	Jennifer Brzezinski, MICH	2.04
10.	Akisha Franklin, MICH	1.96

Blocked Shots

1.	Tangela Smith, IOWA	2.61
2.	Kim Calhoun, PSU	2.60
3.	Stacey Lovelace, PUR	2.53
4.	Quacy Barnes, IND	1.42
5.	Jennifer Brzezinski, MICH	1.30
6.	Christina Braden, NU	1.25
7.	Danielle McCulley, PUR	1.16
8.	Jenny Noll, IOWA	0.72
9.	Paula Sauners, MSU	0.71
10.	Angie Potthoff, PSU	0.69
11.	Shirley Bryant, IND	0.69



Keisha Anderson made an impact on the conference record books in just her first year in the conference. She just missed setting the Big Ten season steals record by four, while ranking second in assists.

Wednesday, December 27

Iowa at Illinois, 7:30 p.m. CST
Michigan at Wisconsin, 7:00 p.m. CST

Thursday, December 28

Ohio State at Penn State, 7:30 p.m. EST

Friday, December 29

Iowa at Michigan, 7:30 p.m. EST
Indiana at Wisconsin, 7:00 p.m. CST
Northwestern at Illinois, 7:30 p.m.

Saturday, December 30

Penn State at Michigan State, 2:00 p.m. CST

Sunday, December 31

Purdue at Ohio State, 7:00 p.m. EST
Minnesota at Northwestern, 12:00 p.m. CST
(TV-GAME-SportsChannel)

Thursday, January 4

Illinois at Purdue, 6:30 p.m. CST

Friday, January 5

Wisconsin at Iowa, 7:00 p.m. CST
Michigan at Michigan State, 7:30 p.m. CST
Indiana at Ohio State, 7:30 p.m. EST
Minnesota at Penn State, 7:30 p.m. EST

Sunday, January 7

Michigan at Northwestern, 7:30 p.m. CST
Wisconsin at Ohio State, 1:00 p.m. EST
(TV-GAME-SportsChannel)

Michigan State at Indiana, 2:00 p.m. EST

Monday, January 8

Minnesota at Purdue, 7:30 p.m. EST

Friday, January 12

Indiana at Illinois, 7:30 p.m. CST
Purdue at Iowa, 7:00 p.m. CST
Michigan St. at Wisconsin, 1:30 p.m. CST
Ohio State at Minnesota, 7:00 p.m. CST
Penn State at Northwestern, 8:00 p.m. EST
(TV GAME-SportsChannel)

Michigan State at Wisconsin, 7:00 p.m. CST

Sunday, January 14

Purdue at Indiana, 12:00 p.m. EST
(TV-GAME-SportsChannel)
Michigan State at Iowa, 2:00 p.m. CST
Penn State at Michigan, 2:00 p.m. EST
Illinois at Minnesota, 2:00 p.m. CST
Ohio State at Northwestern, 2:00 p.m. CST

Thursday, January 18

Penn State at Purdue, 7:30 p.m. EST

Friday, January 19

Michigan at Illinois, 7:30 p.m. CST
Iowa at Indiana, 7:30 p.m. EST
Northwestern at Michigan State, 7:30 p.m. CST
Minnesota at Wisconsin, 7:00 p.m. CST

Sunday, January 21

Wisconsin at Illinois, 2:00 p.m. CST
Indiana at Minnesota, 2:00 p.m. CST
Iowa at Northwestern, 2:00 p.m. CST
Michigan at Ohio State, 2:00 p.m. EST
Michigan State at Purdue, 1:00 p.m. EST
(TV GAME-SportsChannel)

Friday, January 26

Northwestern at Indiana, 7:30 p.m. EST
Minnesota at Michigan, 7:30 p.m. EST
Ohio State at Michigan State, 7:30 p.m. CST
Illinois at Penn State, 6:30 p.m. CST
Purdue at Wisconsin, 7:00 p.m. CST

BIG TENTM

CONFERENCE

Big Ten Media Row Telephones

ILLINOIS	(217) 244-0089
INDIANA	(812) 855-2754
IOWA	(319) 335-7284
MICHIGAN	(313) 998-7188
MICHIGAN STATE	(517) 353-1626
MINNESOTA	(612) 626-1394
NORTHWESTERN	(708) 491-8852
OHIO STATE	(614) 292-1813
PENN STATE	(814) 863-3516
PURDUE	(317) 494-6364
WISCONSIN	(608) 263-2249
BIG TEN OFFICE	(708) 696-1010

**SECOND ANNUAL WOMEN'S
BIG TEN CONFERENCE
BASKETBALL TOURNAMENT
Friday-Monday, March 1-4, 1996
Hinkle Field House
Butler University
Indianapolis, IN**

Friday, March 1

Big Ten Conference Tournament
(First Round Playoffs)
Last six teams as determined by league rankings play off for quarterfinal round; top five teams in the standings have byes

Saturday, March 2

Big Ten Conference Tournament
(Quarterfinals)

Sunday, March 3

Big Ten Conference Tournament
(Semifinals)

Monday, March 4

Big Ten Conference Tournament
(Championship Finals)

Ticket Information

Indiana Sports Corporation
Indianapolis, IN
(317) 237-5000

Sunday, January 28

Ohio State at Illinois, 2:00 p.m. CST
Michigan at Indiana, 2:00 p.m. EST
Minnesota at Iowa, 5:00 p.m. CST
Northwestern at Purdue, 2:00 p.m. EST
Penn State at Wisconsin, 12:00 p.m. CST
(TV-GAME-SportsChannel)

Friday, February 2

Purdue at Michigan, 7:30 p.m. EST
Michigan State at Minnesota, 7:00 p.m. CST
Wisconsin at Northwestern, 7:00 p.m. CST

Sunday, February 4

Indiana at Iowa, 2:00 p.m. CST
Illinois at Michigan, 1:00 p.m. EST
(TV-GAME-SportsChannel)
Wisconsin at Minnesota, 2:00 p.m. CST
Michigan State at Northwestern, 2:00 p.m. CST
Purdue at Penn State, 7:00 p.m. EST

Friday, February 9

Minnesota at Illinois, 7:30 p.m. CST
Iowa at Michigan State, 7:30 p.m. CST
Northwestern at Ohio State, 2:00 p.m. EST
Michigan at Penn State, 7:30 p.m. EST
Indiana at Purdue, 7:30 p.m. EST

Sunday, February 11

Illinois at Indiana, 1:00 p.m. CST
Wisconsin at Michigan State, 2:00 p.m. EST
Minnesota at Ohio State, 2:00 p.m. EST
Northwestern at Penn State, 2:00 p.m. EST
Iowa at Purdue, 1:00 p.m. EST
(TV-GAME-SportsChannel)

Friday, February 16

Penn State at Iowa, 7:00 p.m. CST
Northwestern at Michigan, 6:30 p.m. CST
Illinois at Michigan State, 7:30 p.m. CST
Purdue at Minnesota, 7:00 p.m. CST
Ohio State at Wisconsin, 7:00 p.m. CST

Sunday, February 18

Purdue at Illinois, 2:00 p.m. CST
Ohio State at Indiana, 2:00 p.m. EST
Michigan State at Michigan, 2:00 p.m. CST
Penn State at Minnesota, 2:00 p.m. CST
Iowa at Wisconsin, 12:00 p.m. CST
(TV-GAME-SportsChannel)

Friday, February 23

Michigan at Iowa, 7:00 p.m. CST
Illinois at Northwestern, 7:00 p.m. CST
Michigan State at Penn State, 7:30 p.m. EST
Ohio State at Purdue, 7:30 p.m. EST
Wisconsin at Indiana, 7:30 p.m. EST

Sunday, February 25

Illinois at Iowa, 1:00 p.m. EST*
(TV-GAME-SportsChannel)
Wisconsin at Michigan, 2:00 p.m. EST
Indiana at Michigan State, 2:00 p.m. CST
Northwestern at Minnesota, 2:00 p.m. CST
Penn State at Ohio State, 12:00 p.m. CST
(TV-GAME-SportsChannel)

* Wildcard game will be determined 2-11-96

UNIVERSITY OF ILLINOIS

Sunday, January 21, 1996
at Champaign, IL
—2:00 p.m. (CST)

Location: Champaign, IL
 Enrollment: 36,000
 Division: NCAA-I
 Home Arena:
 Huff Hall (4,500)
 Nickname: Fighting Illini
 Colors: Blue and Orange
 1994-95 Season Record: 10-17
 1995 Conference Record/Finish: 3-13/T10th
 Post Season: None
 Starters Returning/Lost: 4/1
 Letterwinners Returning/Lost: 9/1
 Head Coach: Theresa Grentz



School Record: 0-0
 Career Record: 461-155 (21 years)
 Grentz vs. Wisconsin: 0-0
 Assistant Coaches: Kathy McConnell, LaVonda Wagner, Renee Reed
 Basketball Office: 217-333-8608
 Sports Information: Kent Brown
 Office Phone: (217) 333-1391
 Home Phone: (217) 384-6486
 Media Row: (217) 244-0089
 FAX Phone: (217) 333-5540

Top Illinois Returnees:

Player	Pos.	Ht.	Yr.	Pts.	Reb.
Ashley Berggren*	F	5-10	So.	10.6	5.1
Cindi Hanna*	C	6-3	Sr.	5.2	3.9
Ann Henderson	G	5-9	Jr.	9.4	4.1
Krista Reinking	G	5-9	So.	10.2	2.7
Aimee Smith*	G	5-6	Jr.	.8	.9
Nicole Vasey*	F/C	6-1	So.	5.0	4.4

* Returning Starter

Top Illinois Newcomers:

Sally Albers	C	6-2	Fr.	Apple Valley, MN
Bobby Apsey	C/F	6-2	Fr.	Galesburg, IL
Kelly Dexter	G	5-11	Fr.	Moline, IL
Sara VaderTop	G	5-6	Fr.	Edina, MN
Elizabeth Zurek	C/F	6-1	Fr.	Crystal Lake, IL



Head Coach
Theresa Grentz

Wisconsin vs. Illinois series record: 14-17

at Madison: 10-6; at Champaign: 4-9; Neutral: 0-2

Date	Place	Wis	Opp	Margin
Dec. 6, 1974	Iowa City, IA	56	57	- 1
Feb. 6, 1976	Champaign, IL	33	77	-44
Feb. 11, 1977	West Lafayette, IN	49	76	-27
Dec. 9, 1978	Madison, WI	60	51	+ 9
Feb. 16, 1979	Madison, WI	63	92	-29
Jan. 9, 1982	Madison, WI	80	71	+ 9
Jan. 9, 1983	Champaign, IL	91	88	+ 3
March 10, 1983	Madison, WI	72	80	- 8
Jan. 8, 1984	Madison, WI	64	53	+11
March 8, 1984	Champaign, IL	79	65	+14
Jan. 18, 1985	Champaign, IL	59	70	-11
Feb. 17, 1985	Madison, WI	70	67	+13
Jan., 17, 1986	Madison, WI	69	82	-13
Feb. 16, 1986	Champaign, IL	53	69	-16
Jan. 9, 1987	Champaign, IL	67	82	-15
Feb. 8, 1987	Madison, WI	64	77	-13
Jan. 15, 1988	Madison, WI	75	64	+11
Feb. 14, 1988	Champaign, IL	50	76 OT	-26
Jan. 27, 1989	Champaign, IL	75	81 OT	- 6
Feb. 26, 1989	Madison, WI	77	68	+ 9
Jan. 26, 1990	Madison, WI	86	77	+ 9
Feb. 25, 1990	Champaign, IL	76	81	- 5
Jan. 25, 1991	Madison, WI	90	81	+ 9
Feb. 24, 1991	Champaign, IL	73	88	-15
Jan. 24, 1992	Champaign, IL	65	59	+ 6
Feb. 23, 1992	Madison, WI	73	59	+14
Jan. 22, 1993	Champaign, IL	74	81	- 7
Feb. 21, 1993	Madison, WI	74	84	-10
Jan. 21, 1994	Madison, WI	81	59	+22
Feb. 20, 1994	at Champaign, IL	79	82	- 3
Jan. 22, 1995	at Madison, WI	76	47	+29

INDIANA UNIVERSITY

Friday, December 29, 1995
at Madison, WI
—7:00 p.m.(CST)

Friday, February 23, 1996
at Bloomington, IN
—7:30 p.m. (EST)

Location: Bloomington, IN

Enrollment: 36,076

Division: NCAA-I

Home Arena:

Assembly Hall (17,357)

Nickname: Hoosiers

Colors: Cream and Crimson

1994-95 Season Record: 19-10

1995 Conference Record/Finish: 8-8/T5th

Post Season: None

Starters Returning/Lost: 3/2

Letterwinners Returning/Lost: 7/3

Head Coach: Jim Izard

School Record: 114-85 (7 years)

Career Record: 277-134 (13 years)

Izard vs. Wisconsin: 8-4 (7 years)

Assistants: Susan Dixon, Jill Pozzotti, Kris McGrade

Basketball Office: (812) 855-3955


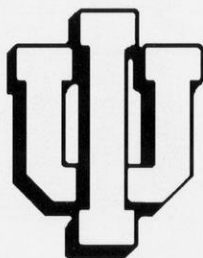
Sports Information: Shelli Stewart

Office Phone: (812) 855-4770

Home Phone: (812) 339-5922

Media Row: (812) 855-2754

FAX Phone: (812) 855-9401



Head Coach
Jim Izard

Wisconsin vs. Indiana series record: 7-24

at Madison: 6-8; at Bloomington: 1-15; Neutral: 0-1

Date	Place	Wis	Opp	Margin
Dec. 7, 1974	Iowa City, IA	29	83	-54
Feb. 9, 1978	Bloomington, IN	48	63	-15
Feb. 8, 1979	Bloomington, IN	45	53	- 8
Feb. 17, 1979	Madison, WI	52	59	- 7
Jan. 18, 1980	Bloomington, IN	50	64	-14
Jan. 30, 1981	Madison, WI	86	76	+10
Dec. 5, 1981	Bloomington, IN	77	83	- 6
Feb. 6, 1983	Madison, WI	61	73	-12
Feb. 11, 1983	Bloomington, IN	49	59	-10
Feb. 5, 1984	Bloomington, IN	57	64	- 7
Feb. 10, 1984	Madison, WI	60	58	+ 2
Jan. 13, 1985	Madison, WI	51	75	-24
Feb. 8, 1985	Bloomington, IN	67	71	- 4
Jan. 12, 1986	Bloomington, IN	46	65	-19
Feb. 7, 1986	Madison, WI	37	65	-28
Jan. 16, 1987	Madison, WI	66	71 OT	- 5
Feb. 15, 1987	Bloomington, IN	48	46 OT	+ 2
Jan. 22, 1988	Bloomington, IN	49	71	-22
Feb. 21, 1988	Madison, WI	53	77	-24
Jan. 6, 1989	Bloomington, IN	55	73	-18
March 11, 1989	Madison, WI	80	85	- 5
Jan. 5, 1990	Madison, WI	80	92	-12
March 10, 1990	Bloomington, IN	69	76	- 7
Feb. 1, 1991	Bloomington, IN	86	103	-17
March 3, 1991	Madison, WI	80	75	+ 5
Jan. 10, 1992	Bloomington, IN	52	77	-25
March 14, 1992	Madison, WI	77	67	+10
March 5, 1993	Madison, WI	79	72	+ 7
March 4, 1994	Bloomington, IN	64	66	- 2
Jan. 3, 1995	Madison, WI	78	62	+16
Feb. 24, 1995	Bloomington, IN	61	63	- 2

Top Indiana Returnees:

Player	Pos.	Ht.	Yr.	Pts.	Reb.
Lisa Furlin*	F	5-10	Sr.	13.6	4.2
Jenny Dittfach	C	6-1	Sr.	4.9	3.2
Tatjana Vesel*	G	5-8	Jr.	12.5	3.3
Bridget Porter	G	5-9	Jr.	4.6	2.6
Quacy Barnes	C	6-5	So.	5.0	3.8

* Returning Starter

Top Indiana Newcomers:

Kristi Green	G	5-2	Fr.	North Vernon, IN
Cindy Kerns	F	6-2	Fr.	Bicknell, IN
Sanja Kovrlija	C	6-3	Fr.	Federal Republic of Yugoslavia
Summer Maines	F	6-0	Fr.	Centralia, IL
Kristin Miller	G	5-8	Fr.	Crawfordsville, IN
Kameelah Morgan	G	5-6	Fr.	Chicago Heights, IL
Dani Thrush	G	5-9	Fr.	Keokuk, IA

UNIVERSITY OF IOWA

Friday, January 5, 1996
at Iowa City, IA
—7:00 p.m. (CST)

Sunday, February 18, 1996
at Madison, WI
—12:00 p.m. (CST)
(SportsChannel TV)

Location: Iowa City, IA
 Enrollment: 27,051
 Division: NCAA-I
 Home Arena:
 Carver-Hawkeye Arena (15,500)
 Nickname: Hawkeyes
 Colors: Black and Gold
 1994-95 Season Record: 11-17
 1995 Big Ten Record/Finish: 6-10/9th
 Post Season: None
 Starters Returning/Lost: 3/2
 Letterwinners Returning/Lost: 8/3
 Head Coach: Angie Lee
 School Record: 0-0 (First Year)
 Career Record: 0-0 (First Year)
 Lee vs. Wisconsin: 0-0 (First Year)
 Assistants: Bonnie Henrickson, Rose Peeoples, Linda Myers
 Basketball Office: (319) 335-9258
 Sports Information: TBA
 Office Phone: (319) 335-9267
 Home Phone: TBA
 Media Row: (319) 335-7284
 FAX Phone: (319) 335-9417



Top Iowa Returnees:

Player	Pos.	Ht.	Yr.	Pts.	Reb.
Simone Edwards	C	6-5	Sr.	3.8	2.8
Karen Clayton*	G	5-5	Sr.	4.7	2.4
Jenny Noll*	C	6-5	Jr.	3.4	4.7
Tiffany Gooden*	F	6-0	So.	12.5	4.9
Shannon Perry	F	6-1	So.	3.3	3.3
Tangela Smith	C	6-4	So.	9.0	7.5

* Returning Starter

Top Iowa Newcomers:

Angela Hamblin	G/F	6-0	Fr.	Gary, IN
Stacy Frese	G	5-8	Fr.	Cedar Rapids, IA
Amy Herrig	C	6-4	Fr.	Dubuque, IA



Head Coach
Angie Lee

Wisconsin vs. Iowa series record: 13-18

at Madison: 7-6; at Iowa City: 5-12; Neutral: 1-0

Date	Place	Wis	Opp	Margin
Dec. 7, 1974	Iowa City, IA	65	49	+16
Dec. 2, 1978	Iowa City, IA	68	75	- 7
Dec. 1, 1979	Iowa City, IA	51	68	-17
Nov. 15, 1980	Madison, WI	73	69	+ 4
Feb. 3, 1981	Iowa City, IA	88	67	+11
Feb. 12, 1982	East Lansing, MI	78	64	+14
March 3, 1982	Iowa City, IA	78	64	+14
Jan. 23, 1983	Iowa City, IA	68	47	+21
Feb. 23, 1983	Madison, WI	68	44	+24
Jan. 22, 1984	Madison, WI	50	49	+ 1
Feb. 24, 1984	Iowa City, IA	37	46	- 9
Jan. 27, 1985	Madison, WI	65	54	+11
Feb. 24, 1985	Iowa City, IA	52	64	-12
Jan. 26, 1986	Iowa City, IA	32	68	-36
Feb. 21, 1986	Madison, WI	47	61	-14
Jan. 2, 1987	Madison, WI	44	83	-39
March 7, 1987	Iowa City, IA	56	78	-22
Jan. 8, 1988	Madison, WI	59	79	-20
March 12, 1988	Iowa City, IA	50	98	-48
Feb. 3, 1989	Madison, WI	57	67	-10
March 5, 1989	Iowa City, IA	52	78	-26
Feb. 2, 1990	Iowa City, IA	52	84	-32
March 4, 1990	Madison, WI	60	77	-17
Jan. 2, 1991	Madison, WI	78	67	+11
March 9, 1991	Iowa City, IA	76	85 OT	- 9
Feb. 7, 1992	Madison, WI	74	58	+16
March 8, 1992	Iowa City, IA	36	63	-27
Jan. 8, 1993	Iowa City, IA	39	65	-26
Jan. 7, 1994	Madison, WI	67	74	- 7
Jan. 6, 1995	Madison, WI	72	62	+10
Feb. 19, 1995	Iowa City, IA	62	55	+ 7

UNIVERSITY OF MICHIGAN

Wednesday, December 27, 1995
at Madison, WI
—7:00 p.m. (CST)

Sunday, February 25, 1996
at Ann Arbor, MI
—2:00 p.m. (EST)

Location: Ann Arbor, MI
 Enrollment: 36,468
 Division: NCAA-I
 Home Arena:

Crisler Arena (13,562)

Nickname: Wolverines

Colors: Maize and Blue

1994-95 Season Record: 8-19

1995 Big Ten Record/Finish: 3-13/T10th

Post Season: None

Starters Returning/Lost: 5/0

Letterwinners Returning/Lost: 11/0

Head Coach: Trish Roberts

School Record: 13-68 (3 years)

Career Record: 95-100 (7 years)

Roberts vs. Wisconsin: 0-6 (3 years)

Assistant Coaches: Sandy Thomas, Danny Evans, TBA

Basketball Office: (313) 747-2918

Sports Information: Barb Cossman

Office Phone: (313) 763-4423

Home Phone: TBA

Media Row: (313) 998-7188

FAX Phone: (313) 747-1188



Head Coach
Trish Roberts

Wisconsin vs. Michigan series record: 18-12

at Madison: 10-4; at Ann Arbor: 8-7; Neutral: 0-1

Date	Place	Wis	Opp	Margin
Feb. 7, 1976	Champaign, IL	33	84	-51
Jan. 12, 1979	Ann Arbor, MI	73	80	- 7
Jan. 26, 1980	Madison, WI	65	57	+ 8
Dec. 6, 1980	Ann Arbor, MI	78	87	- 9
Jan. 16, 1983	Madison, WI	99	68	+31
March 4, 1983	Ann Arbor, MI	80	71	+ 9
Jan. 15, 1984	Ann Arbor, MI	77	63	+13
March 2, 1984	Madison, WI	63	64	- 1
Feb. 3, 1985	Ann Arbor, MI	81	72	+ 9
March 1, 1985	Madison, WI	81	70	+11
Feb. 2, 1986	Madison, WI	67	72	- 5
Feb. 28, 1986	Ann Arbor, MI	66	77	-11
Jan. 25, 1987	Ann Arbor, MI	65	57	+12
Feb. 20, 1987	Madison, WI	88	63	+25
Jan. 31, 1988	Madison, WI	65	68	- 3
Feb. 26, 1988	Ann Arbor, MI	51	86	-35
Jan. 22, 1989	Madison, WI	66	59	+ 7
Feb. 17, 1989	Ann Arbor, MI	57	75	-18
Jan. 21, 1990	Ann Arbor, MI	51	68	-17
Feb. 16, 1990	Madison, WI	56	61	- 5
Jan. 13, 1991	Ann Arbor, MI	69	90	-21
Feb. 8, 1991	Madison, WI	101	88	+13
Jan. 19, 1992	Madison, WI	93	66	+27
Feb. 14, 1992	Ann Arbor, MI	84	60	+24
Jan. 17, 1993	Madison, WI	73	67	+ 6
Feb. 12, 1993	Ann Arbor, MI	79	75	+ 4
Jan. 16, 1994	Ann Arbor, MI	64	63	+ 1
Feb. 11, 1994	Madison, WI	75	64	+11
Dec. 28, 1994	Ann Arbor, MI	85	71	+14
Feb. 26, 1995	Madison, WI	80	64	+16

Top Michigan Returnees:

Player	Pos.	Ht.	Yr.	Pts.	Reb.
Jennifer Brzezinski*	C	6-1	Sr.	12.4	9.3
Silver Shellman*	F	5-11	Jr.	8.7	4.8
Amy Johnson*	F	5-11	Jr.	11.1	4.4
Akisha Franklin*	G	5-8	So.	7.3	2.5

* Returning Starter

Top Michigan Newcomers:

Anne Poglits	C	6-3	Fr.	West Bloomfield, MI
Ann Lemire	G	5-10	Fr.	Frankemuth, MI

MICHIGAN STATE UNIVERSITY

Friday, January 12, 1996
at Madison, WI
—7:00 p.m. (CST)

Sunday, February 11, 1996
at East Lansing, MI
—2:00 p.m. (EST)

Location: East Lansing, MI

Enrollment: 39,743

Division: NCAA-I

Home Arena:

Breslin Center (15,138)

Nickname: Spartans

Colors: Green and white

1994-95 Season Record: 16-12

1995 Big Ten Record/Finish: 8-8/5th

Post Season: None

Starters Returning/Lost: 3/2

Letterwinners Returning/Lost: 7/5

Head Coach: Karen Langeland

School Record: 289-229 (19 years)

Career Record: 289-229 (19 years)

Langeland vs. Wisconsin: 11-21 (19 years)

Associate Coach: Sue Guevara

Assistant Coaches: Cheryl Dozier, Angela Jackson

Basketball Office: (517) 353-8613

Sports Information: Lori Schulze

Office Phone: (517) 355-2271

Home Phone: (517) 887-8250

Media Row: (517) 353-1626

FAX Phone: (517) 353-9636

Top Michigan State Returnees:

Player	Pos.	Ht.	Yr.	Pts.	Reb.
Paula Sanders*	F	6-1	Jr.	8.0	1.2
Zareth Gray*	F	6-1	Sr.	4.4	1.1
Bella Engen*	F	6-1	So.	9.5	4.8

* Returning Starter

Top Michigan State Newcomers:

Tamika Matlock	G	5-7	Jr.	Detroit, MI
Nicole Cushing	F	6-2	Fr.	Pinckney, MI
Pernille Dalgaard	G	6-0	Fr.	Horsholm, Denmark
Tara Overaitis	F	5-10	Fr.	Livonia, MI

S



Head Coach
Karen Langeland

Wisconsin vs. Michigan State series record: 11-21

at Madison: 8-7; at East Lansing: 3-12; Neutral: 0-2

Date	Place	Wis	Opp	Margin
Feb. 6, 1976	Champaign, IL	46	77	-31
Jan. 14, 1978	Madison, WI	63	65	- 2
Jan. 13, 1979	East Lansing, MI	52	57	- 5
Dec. 30, 1980	Madison, WI	62	74	-12
Feb. 27, 1982	East Lansing, MI	60	76	-16
Jan. 14, 1983	Madison, WI	77	59	+18
March 6, 1983	East Lansing, MI	76	70	+ 6
Jan. 13, 1984	East Lansing, MI	67	66	+ 1
March 4, 1984	Madison, WI	88	68	+20
Feb. 1, 1985	East Lansing, MI	64	65	- 1
March 3, 1985	Madison, WI	82	72	+10
Jan. 31, 1986	Madison, WI	55	58	- 3
March 2, 1986	East Lansing, MI	69	82	-13
Jan. 23, 1987	East Lansing, MI	53	77	-24
Feb. 22, 1987	Madison, WI	57	71	-14
Jan. 29, 1988	Madison, WI	58	65	- 7
Feb. 29, 1988	East Lansing, MI	58	68	-10
Jan. 20, 1989	Madison, WI	71	69	+ 2
Feb. 19, 1989	East Lansing, MI	67	71	- 4
Jan. 19, 1990	East Lansing, MI	43	73	-30
Feb. 18, 1990	Madison, WI	55	61	- 6
Jan. 11, 1991	East Lansing, MI	73	89	-16
Feb. 10, 1991	Madison, WI	78	75	+ 3
Jan. 17, 1992	Madison, WI	79	63	+16
Feb. 16, 1992	East Lansing, MI	73	58	+15
Jan. 15, 1993	Madison, WI	75	67	+ 8
Feb. 14, 1993	East Lansing, MI	67	81	-14
Jan. 14, 1994	East Lansing, MI	69	72	- 3
Feb. 13, 1994	Madison, WI	92	85	+ 7
Jan. 13, 1995	East Lansing, MI	68	78	-10
Feb. 12, 1995	Madison, WI	62	78	-16
March 4, 1995	Indianapolis, IN	79	87	- 8

UNIVERSITY OF MINNESOTA

Friday, January 19, 1996
at Madison, WI
—7:00 p.m. (CST)

Sunday, February 4, 1996
at Minneapolis, MN
—2:00 p.m. (CST)

Location: Minneapolis, MN

Enrollment: 39,000

Division: NCAA-I

Home Arena:

Sports Pavilion (5,700)

Nickname: Golden Gophers

Colors: Maroon and gold

1994-95 Season Record: 12-15

1995 Big Ten Record/Finish: 7-9/T7th

Post Season: None

Starters Returning/Lost: 2/3

Letterwinners Returning/Lost: 9/3

Head Coach: Linda Hill-MacDonald

School Record: 58-79 (5 years)

Career Record: 224-209 (15 years)

Hill-MacDonald vs. Wisconsin: 4-6 (5 years)

Assistant Coaches: Joan Kelly, Treka McMillian, TBA

Basketball Office: (612) 624-6533

Sports Information: Lisa Nelson

Office Phone: (612) 624-1023

Home Phone: (612) 687-9147

Media Row: (612) 626-1394

FAX Phone: (612) 624-8018

Top Minnesota Returnees:

Player	Pos.	Ht.	Yr.	Pts.	Reb.
Sarah Cecka*	C	6-3	Sr.	7.5	5.5
Cheri Stafford	C	6-2	Jr.	5.9	5.3
Tonia Nelson*	G	5-10	Jr.	2.4	2.1
Angie Iverson	F	6-0	So.	2.9	3.1
Kay Schmidt	G	5-11	So.	2.4	1.4
Jaime Ellis	G	5-9	So.	1.7	.7

* Returning Starter

Top Minnesota Newcomers:

Mindy Hansen	G	5-9	Fr.	Chaska, MN
Linda Hass	F	6-1	Fr.	St. Francis, MN
Sonja Robinson	F	5-10	Fr.	Scottsdale, AZ



Head Coach
Linda Hill-MacDonald

Wisconsin vs. Minnesota series record: 14-19

at Madison: 9-7; at Minneapolis: 4-11; Neutral: 1-1

Date	Place	Wis	Opp	Margin
Dec. 6, 1974	Iowa City, IA	55	45	+10
Feb. 8, 1980	Madison, WI	66	80	-14
Jan. 17, 1981	Madison, WI	68	84	-16
Feb. 13, 1981	Evanston, IL	68	79	-11
March 7, 1981	Minneapolis, MN	56	66	-10
Nov. 21, 1981	Madison, WI	63	72	- 9
Jan. 23, 1982	Minneapolis, MN	60	63	- 3
Jan. 28, 1983	Minneapolis, MN	60	73	-13
Feb. 18, 1983	Madison, WI	71	77	- 6
Jan. 27, 1984	Madison, WI	63	59	+ 4
Feb. 17, 1984	Minneapolis, MN	51	62	-11
Jan. 25, 1985	Madison, WI	58	59	- 1
Feb. 24, 1985	Minneapolis, MN	70	79	- 9
Jan. 24, 1986	Minneapolis, MN	58	75	-17
Feb. 23, 1986	Madison, WI	62	52	+10
Jan. 4, 1987	Madison, WI	81	73	+ 8
March 5, 1987	Minneapolis, MN	45	70	-25
Jan. 10, 1988	Minneapolis, MN	75	67	+ 8
March 9, 1988	Madison, WI	71	73	- 2
Feb. 5, 1989	Madison, WI	78	61	+17
March 3, 1989	Minneapolis, MN	58	83	-25
Feb. 4, 1990	Minneapolis, MN	76	75	+ 1
March 2, 1990	Madison, WI	94	82	+17
Jan. 6, 1991	Madison, WI	102	77	+25
March 7, 1991	Minneapolis, MN	62	76	-14
Feb. 9, 1992	Madison, WI	82	72	+10
March 6, 1992	Minneapolis, MN	83	82	+ 1
Jan. 12, 1993	Madison, WI	75	72	+ 3
March 10, 1993	Minneapolis, MN	56	91	-35
Jan. 9, 1994	Minneapolis, MN	84	89	- 5
March 8, 1994	Madison, WI	71	82	-11
Jan. 20, 1995	Minneapolis, MN	76	63	+13
Feb. 5, 1995	Madison, WI	79	78	+ 1

NORTHWESTERN UNIVERSITY

Friday, February 2, 1996
at Evanston, IL
—7:00 p.m. (CST)

Location: Evanston, IL
 Enrollment: 7,400
 Division: NCAA-I
 Home Arena:

Welsh-Ryan Arena (8,117)

Nickname: Wildcats

Colors: Purple, White, and Black

1994-95 Season Record: 14-14

1995 Big Ten Record/Finish: 9-7/4th

Post Season: None

Starters Returning/Lost: 4/1

Letterwinners Returning/Lost: 8/2

Head Coach: Don Perrelli

School Record: 190-121 (11 years)

Career Record: 365-192 (19 years)

Perrelli vs. Wisconsin: 18-3 (11 years)

Assistants: TBA

Basketball Office: (708) 491-5709

Sports Information: Lisa Juscik

Office Phone: (708) 491-7943

Home Phone: (708) 492-1801

Media Row: (708) 491-8852

FAX Phone: (708) 491-8818




Top Northwestern Returnees:

Player	Pos.	Ht.	Yr.	Pts.	Reb.
Michele Ratay*	G	5-11	Sr.	14.3	5.2
Katrina Hannaford*	C/F	6-2	Jr.	11.7	5.6
Christina Braden*	G	5-8	Sr.	11.6	5.9
Amber DeWall*	G	5-8	So.	3.6	2.5

* Returning Starter

Top Northwestern Newcomers:

Megan Chawansky	G	5-9	Fr.	Avon Lake, OH
Kristina Divjak	F	6-0	Fr.	Dyer, IN
Anne Giblin	F	5-8	Fr.	Upper Montclair, NJ



Head Coach
Don Perrelli

Wisconsin vs. Northwestern series record: 7-26

at Madison: 4-13; at Evanston: 3-12; Neutral: 0-1

Date	Place	Wis	Opp	Margin
Jan. 22, 1977	Madison, WI	70	80	-10
Jan. 28, 1978	Evanston, IL	61	67	- 6
Feb. 21, 1979	Madison, WI	62	67	- 5
Jan. 23, 1980	Evanston, IL	52	79	-27
Dec. 13, 1980	Madison, WI	70	77	- 7
Feb. 25, 1981	Madison, WI	75	82	- 7
Feb. 12, 1982	East Lansing, MI	52	62	-10
Feb. 20, 1982	Evanston, IL	66	82	-16
Jan. 21, 1983	Evanston, IL	57	54	+ 3
Feb. 27, 1983	Madison, WI	81	72	+ 9
Jan. 20, 1984	Madison, WI	80	70	+10
Feb. 24, 1984	Evanston, IL	57	54	+ 3
Jan. 6, 1985	Madison, WI	58	76	-18
March 9, 1985	Evanston, IL	89	86 OT	+ 3
Jan. 5, 1986	Evanston, IL	64	68	- 4
March 8, 1986	Madison, WI	72	87	-15
Jan. 30, 1987	Madison, WI	53	72	-19
Feb. 27, 1987	Evanston, IL	50	73	-23
Feb. 5, 1988	Evanston, IL	55	70	-15
March 4, 1988	Madison, WI	57	83	-26
Jan. 13, 1989	Madison, WI	59	62	- 3
Feb. 10, 1989	Evanston, IL	63	66	- 3
Jan. 12, 1990	Evanston, IL	57	72	-15
Feb. 9, 1990	Madison, WI	62	73	- 9
Jan. 18, 1991	Madison, WI	85	86	- 1
Feb. 15, 1991	Evanston, IL	72	93	-21
Jan. 31, 1992	Madison, WI	91	89	+ 2
Feb. 28, 1992	Evanston, IL	80	91	-11
Jan. 24, 1993	Evanston, IL	65	82	-17
Feb. 19, 1993	Madison, WI	90	103	-13
Jan. 23, 1994	Madison, WI	85	101	-16
Feb. 18, 1994	Evanston, IL	54	79	-25
Feb. 3, 1995	Madison, WI	63	56	+ 7

THE OHIO STATE UNIVERSITY

Sunday, January 7, 1996
at Columbus, OH
—1:00 p.m. (EST)
(SportsChannel TV)

Friday, February 16, 1996
at Madison, WI
—7:00 p.m. (CST)

Location: Columbus, Ohio
 Enrollment: 50,600
 Division: NCAA-I
 Home Arena:
 St. John Arena (13,276)
 Nickname: Buckeyes
 Colors: Scarlet and Gray
 1994-95 Season Record: 17-13
 1995 Big Ten Record Finish: 7-9/7th
 Post Season: None
 Starters Returning/Lost: 3/2
 Letterwinners Returning/Lost: 7/5
 Head Coach: Nancy M. Darsch

School Record: 201-96 (10 years)
 Career Record: 201-96 (10 years)
 Darsch vs. Wisconsin: 14-6 (10 years)

Assistants: Melissa McFerrin, Nikita Lowry, Edith Thompson
 Basketball Office: (614) 292-9270

Sports Information: Liz Cook
 Office Phone: (614) 292-6861
 Home Phone: (614) 237-8907
 Media Row: (614) 292-1813
 FAX Phone: (614) 292-8547

Top Ohio State Returnees:

Player	Pos.	Ht.	Yr.	Pts.	Reb.
Katie Smith*	F	5-11	Sr.	21.3	5.8
Adrienne Johnson	G	5-10	Sr.	7.8	2.0
Lisa Negri*	F/C	6-2	Jr.	7.8	6.7
Marcie Alberts*	G	5-4	Jr.	6.4	2.4

* Returning Starter

Top Ohio State Newcomers:

Lawnda Greene	G	5-8	Fr.	Bronx, NY
Roslyn Barker	G	5-8	Fr.	Chicago, IL
Larecha Jones	G	5-8	Fr.	Flint, MI
Mindy Fusetti	C	6-3	Fr.	Ashville, OH
Marrita Porter	F	6-1	Fr.	Louisville, KY
Shelli Nichols	G	5-	Fr.	Lexington, KY



Head Coach
Nancy Darsch

Wisconsin vs. Ohio State series record: 7-22

at Madison: 4-9; at Columbus: 3-10; Neutral: 0-3

Date	Place	Wis	Opp	Margin
Feb. 10, 1978	West Lafayette, IN	48	73	-25
March 10, 1978	East Lansing, MI	52	85	-33
March 3, 1980	Terre Haute, IN	68	80	-12
Feb. 4, 1983	Madison, WI	66	84	-18
Feb. 13, 1983	Columbus, OH	61	75	-14
Feb. 3, 1984	Columbus, OH	66	85	-19
Feb. 12, 1984	Madison, WI	79	70	+ 9
Jan. 11, 1985	Madison, WI	53	66	-13
Feb. 10, 1985	Columbus, OH	48	62	-14
Jan. 10, 1986	Columbus, OH	48	81	-33
Feb. 9, 1986	Madison, WI	50	85	-35
Jan. 18, 1987	Madison, WI	49	89	-40
Feb. 13, 1987	Columbus, OH	62	97	-35
Jan. 24, 1988	Columbus, OH	54	84	-30
Feb. 19, 1988	Madison, WI	70	87	-17
Jan. 8, 1989	Columbus, OH	53	84	-31
March 8, 1989	Madison, WI	61	77	-16
Jan. 7, 1990	Madison, WI	64	72	- 8
March 8, 1990	Columbus, OH	57	78	-21
Feb. 3, 1991	Columbus, OH	76	81 OT	- 5
March 1, 1991	Madison, WI	92	77	+15
Jan. 12, 1992	Columbus, OH	90	79	+11
March 11, 1992	Madison, WI	72	78	- 6
Jan. 29, 1993	Madison, WI	66	70	- 4
Feb. 26, 1993	Columbus, OH	58	95	-37
Jan. 28, 1994	Columbus, OH	99	90	+ 9
Feb. 27, 1994	Madison, WI	73	70	+ 3
Jan. 8, 1995	Madison, WI	76	69	+ 7
Feb. 17, 1995	Columbus, OH	81	76	+ 5

THE PENN STATE UNIVERSITY

Sunday, January 28, 1996

at Madison, WI

—12:00 p.m. (CST)

(SportsChannel TV)

Location: University Park, PA

Enrollment: 31,421

Division: NCAA-I

Home Arena:

Rec Hall (6,846)

Nickname: Lady Lions

Colors: Blue and white

1994-95 Season Record: 26-5

1995 Big Ten Record/Finish: 13-3/T1st

Post Season: Lost in NCAA second round to North Carolina

Starters Returning/Lost: 4/2

Letterwinners Returning/Lost: 9/4

Head Coach: Rene Portland

School Record: 351-110 (15 years)

Career Record: 438-140 (19 years)

Portland vs. Wisconsin: 6-0 (4 years)

Assistant Coaches: Annie Troyan, Susan Robinson, Sherry Price

Basketball Office: (814) 863-2672

Sports Information: Kathy Cafazzo

Office Phone: (814) 865-1757

Home Phone: (814) 867-6866

Media Row: (814) 863-3516

FAX Phone: (814) 863-3165



Head Coach
Rene Portland

Wisconsin vs. Penn State series record: 0-6

at Madison: 0-2; at University Park: 0-4

Date	Place	Wis	Opp	Margin
Feb. 2, 1992	University Park, PA	75	86	-11
Jan. 31, 1993	Madison, WI	73	90	-17
Feb. 28, 1993	University Park, PA	66	95	-29
Jan. 30, 1994	University Park, PA	53	73	-20
Feb. 23, 1994	Madison, WI	59	88	-29
Jan. 29, 1995	University Park, PA	55	58	- 3

Top Penn State Returnees:


Player	Pos.	Ht.	Yr.	Pts.	Reb.
Tina Nicholson*	G	5-3	Sr.	9.5	1.8
Angie Potthoff*	F	6-1	Jr.	17.8	9.7
Tiffany Longworth*	G	5-8	Jr.	8.9	3.6
Kim Calhoun*	C	6-3	Sr.	7.0	4.8
Katina Mack*	G	5-8	Sr.	(Redshirt 94-95)	
Jamie Parsons	G	5-8	So.	2.1	1.1
Stacey Hrivnak	C	6-5	So.	2.4	2.3

* Returning Starter

Top Penn State Newcomers:

Stacey Brewer	F	6-2	Fr.	Anderson, IN
Shauntai Hall	G	5-11	Fr.	Masontown, PA
Christine Portland	G	5-9	Fr.	State College, PA

The media have a keen interest in attending the University of Wisconsin women's basketball games. The opposing coach and players, and the UW players and coach gather regularly for news conferences following each home contest.



PURDUE UNIVERSITY

Friday, January 26, 1996
at Madison, WI
—7:00 p.m. (CST)

Location: West Lafayette, IN
 Enrollment: 34,484
 Division: NCAA-I
 Home Arena:

Mackey Arena (14,123))

Nickname: Boilermakers

Colors: Black and Old Gold

1994-95 Season Record: 24-8

1995 Big Ten Record/Finish: 13-3/T1st

Post Season: Lost in NCAA regional final to Stanford

Starters Returning/Lost: 2/3

Letterwinners Returning/Lost: 6/6

Head Coach: Lin Dunn

School Record: 186-57 (8 years)

Career Record: 427-246 (24 years)

Dunn vs. Wisconsin: 13-2 (8 years)

Assistants: Lamar Boutwell, MaChelle Joseph

Basketball Office: (317) 494-5853


Sports Information: Tom Schott

Office Phone: (317) 494-3145

Home Phone: (317) 463-5802

Media Row: (317) 494-6364

FAX Phone: (317) 494-5447



Head Coach
Lin Dunn

Wisconsin vs. Purdue series record: 9-22

at Madison: 6-8; at West Lafayette: 3-13; Neutral: 0-1

Date	Place	Wis	Opp	Margin
Dec. 3, 1976	West Lafayette, IN	40	53	-13
Feb. 11, 1977	West Lafayette, IN	60	62	- 2
Jan. 20, 1978	Carbondale, IL	65	79	-14
Jan. 20, 1979	Madison, WI	82	75 OT	+ 7
Feb. 15, 1980	West Lafayette, IN	66	57	+ 9
Feb. 6, 1981	Madison, WI	61	57	+ 4
Jan. 7, 1983	West Lafayette, IN	58	55	+ 3
March 12, 1983	Madison, WI	92	82	+10
Jan. 6, 1984	Madison, WI	92	62	+30
March 10, 1984	West Lafayette, IN	75	65	+10
Jan. 20, 1985	West Lafayette, IN	61	67	- 6
Feb. 15, 1985	Madison, WI	65	73	- 8
Jan. 19, 1986	Madison, WI	57	72	-15
Feb. 14, 1986	West Lafayette, IN	57	79	-22
Jan. 11, 1987	West Lafayette, IN	62	70	- 8
Feb. 6, 1987	Madison, WI	49	85	-36
Jan. 17, 1988	Madison, WI	62	80	-18
Feb. 12, 1988	West Lafayette, IN	55	67	-12
Jan. 15, 1989	West Lafayette, IN	56	69	-13
Feb. 27, 1989	Madison, WI	81	67	+14
Jan. 28, 1990	Madison, WI	72	92	-20
Feb. 23, 1990	West Lafayette, IN	63	81	-18
Jan. 27, 1991	Madison, WI	87	97	-10
Feb. 22, 1991	West Lafayette, IN	53	93	-40
Jan. 26, 1992	West Lafayette, IN	56	82	-26
Feb. 21, 1992	Madison, WI	80	69	+11
Feb. 7, 1993	West Lafayette, IN	49	72	-23
Mar. 7, 1993	Madison, WI	57	77	-20
Feb. 6, 1994	Madison, WI	64	77	-13
Mar. 6, 1994	West Lafayette, IN	45	93	-48
Jan. 27, 1995	West Lafayette, IN	66	68	- 2

Top Purdue Returnees:

Player	Pos.	Ht.	Yr.	Pts.	Reb.
Stacey Lovelace*	F	6-4	Sr.	14.2	8.1
Jannon Roland*	F	6-1	Jr.	12.1	4.8
Michele VanGorp	C	6-6	So.	2.2	1.8
Tonya Kirk	F	6-2	Sr.	6.9	2.2
Meilina Griffin	G	6-0	Sr.	4.2	2.6
Nicole Erickson	G	5-6	So.	4.9	1.9

* Starters

Top Purdue Newcomers:

Alison Edgar	G	5-7	Fr.	Spencerville, IN
Summer Erb	C	6-6	Fr.	Lakewood, OH
Ukari Figgs	G	5-9	Fr.	Georgetown, KY
Stephanie White	G	5-11	Fr.	West Lebanon, IN

Western Michigan

Tuesday, November 28, 1995
at Kalamazoo, MI—7:30 p.m. (EST)

Location: Kalamazoo, MI
 Enrollment: 26,555
 Division: NCAA I
 Home Arena:
 University Arena (5,800)
 Nickname: Broncos
 Colors: Brown and gold
 Conference: Mid-American
 Starters Returning/Lost: 4/1
 Letterwinners Returning/Lost: 9/3
 1994-95 Season Record: 17-11
 1994-95 Conference Record/Finish: 13-5/T3rd
 Head Coach: Pat Charity
 School Record: 58-79 (5 years)
 Career Record: 58-79 (5 years)
 Assistant Coaches: Helen Williams
 Basketball Office: (616) 387-3119
 Sports Information: Jack Hanna
 Office Phone: (616) 387-4138
 Home Phone: (616) 926-0341
 Media Row: (616) 387-3064
 FAX Phone: (616) 387-4139



Top Western Michigan Returnees:

Player	Pos.	Ht.	Yr.	Pts.	Reb.
Angel White	F	6-2	Sr.	11.8	7.8
Dora Kalmar Nagy	C	6-3	Jr.	10.4	6.0
Nicole Cole	G	5-9	Sr.	7.5	2.6
Heather Snow	G	5-9	So.	2.3	3.8

Wisconsin vs. Western Michigan series record: 8-1

Date	Place	Wis	Opp	Margin
Feb. 24, 1979	Kalamazoo, MI	79	75	+ 4
Feb. 22, 1980	Madison, WI	80	72	+ 8
Dec. 12, 1980	Madison, WI	68	54	+14
Jan. 23, 1981	Kalamazoo, MI	53	70	-17
Feb. 26, 1982	Kalamazoo, MI	74	58	+16
Dec. 4, 1982	Madison, WI	77	64	+13
Dec. 2, 1984	Madison, WI	61	52	+ 9
Dec. 2, 1986	Kalamazoo, MI	86	79	+ 7
Dec. 31, 1994	Madison, WI	74	55	+19

Drake University

Thursday, November 30, 1995
Madison, WI—7:00 p.m. (CST)

Location: Des Moines, IA
 Enrollment: 3500
 Division: NCAA I
 Home Arena:
 Knapp Center (7,002)
 Nickname: Bulldogs
 Colors: Blue and white
 Conference: Missouri Valley
 1994-95 Season Record: 25-6
 1994-95 Conference Record/Finish: 13-5 (T2nd)
 Post Season: Won Missouri Valley Tournament; lost to George Washington, 96-93 in overtime in second round of NCAA's
 Starters Returning/Lost: 3/2
 Letterwinners Returning/Lost: 9/3
 Head Coach: Lisa Bluder



School Record: 82-63 (5 years)
 Career Record: 249-98 (11 years)
 Assistant Coaches: Jan Jensen, Jenni Fitzgerald, Brad Flack
 Sports Information: Jason Eslinger
 Office Phone: (515) 271-4878
 Home Phone: (515) 267-8261
 Media Row: (515) 271-4878
 Fax Phone: (515) 271-3015

Top Drake Returnees:

Player	Pos.	Ht.	Yr.	Pts.	Reb.
Tricia Winkley	F/C	6-1	Sr.	16.7	9.2
Lisa Brinkemeyer	F	5-10	Jr.	9.4	5.6
Deha Peyton	G	5-10	Sr.	5.4	2.5

Wisconsin vs. Drake series record: 0-4

Date	Place	Wis	Opp	Margin
Dec. 2, 1979	Des Moines, IA	76	78	- 2
Jan. 18, 1981	Madison, WI	54	71	-17
Nov. 27, 1981	Des Moines, IA	57	93	-36
Nov. 25, 1989	Madison, WI	49	64	-15

Texas Tech Tournament

Saturday-Sunday, December 2-3, 1995
at Lubbock, TX

Saturday—Wisconsin vs. Austin Peay, 1:00 p.m. (CST)
Illinois State vs. Texas Tech, 3:00 p.m.

Sunday—Consolation, 1:00 p.m.
Championship, 3:00 p.m.

Austin Peay University

Location: Clarksville, TN
 Enrollment: 8,200
 Division: NCAA I
 Home Arena:
 Winfield Dunn Center (9,000)
 Nickname: Lady Gavs
 Colors: Red and white
 Conference: Ohio Valley
 1994-95 Season Record: 15-12
 1994-95 Conference Record/Finish: 9-7/5th
 Starters Returning/Lost: 4/1
 Letterwinners Returning/Lost: 11/2
 Head Coach: LaDonna Wilson
 School Record: 39-95 (5 years)
 Career Record: 39-95 (5 years)
 Assistant Coaches: Sheryl Krmpotich, Marcus Payne
 Sports Information: Cris Belvin
 Office Phone: (615) 648-7561
 Home Phone: (615) 572-1980
 Media Row: (615) 648-7191
 Fax Phone: (615) 648-7562



Top Austin Peay Returnees:

Player	Pos.	Ht.	Yr.	Pts.	Reb.
Amanda Behrenbrinker	F/C	6-2	So.	10.7	8.6
Colleen Polzin	C	6-1	Jr.	10.0	7.1
Carrie Thompson	G	5-7	Sr.	7.9	3.6
Sonia White	G	5-5	Sr.	6.6	4.0

Wisconsin vs. Austin Peay series record: First meeting

Texas Tech University

Location: Lubbock, TX
Enrollment: 24,007
Division: NCAA I
Home Arena:

Lubbock Municipal Coliseum
Nickname: Lady Raiders
Colors: Scarlet and black
Conference: Southwest
1994-95 Season Record: 33-4
1994-95 Conference Record/Finish:
13-1/1st

Post Season: Beat Wisconsin 88-65 in subregional final at Lubbock; lost in the regional final to Tennessee, 59-80

Starters Returning/Lost: 1/4
Letterwinners Returning/Lost: 9/4

Head Coach: Marsha Sharp
School Record: 304-106 (13 years)
Career Record: 304-106 (13 years)

Assistant Coaches: Linden Weese, Roger Reding, Vicki McKenzie

Sports Information: Walt McAlexander

Office Phone: (806) 742-2770

Home Phone: (806) 799-8649

Media Row: (806) 742-3688

Fax Phone: (806) 742-1970

Top Texas Tech Returnees:

Player	Pos.	Ht.	Yr.	Pts.	Reb.
Michi Atkins	C	6-1	Sr.	17.5	7.2
Melinda White	F	5-10	Sr.	7.3	5.0

Wisconsin vs. Tech series record: 0-1

Date	Place	Wis	Opp	Margin
Mar. 18, 1995	Lubbock, TX	65	88	-23

Illinois State University

at Texas Tech Tournament
December 2-3, 1995

Saturday, December 9, 1995
Madison, WI—1:30 p.m. (CST)

Location: Normal, IL
Enrollment: 19,100
Division: NCAA I
Home Arena:

Redbird Arena
Nickname: Redbirds
Colors: Red and white
Conference: NCAA I
1994-95 Season Record: 11-16
1994-95 Conference Record/Finish: 7-11/7th
Starters Returning/Lost: 3/2
Letterwinners Returning/Lost: 10/2

Head Coach: Jill Hutchison

School Record: 406-263 (24 years)

Career Record: 406-263 (24 years)

Assistant Coach: Lisa Robinson, Rose Peebles, Cherie Swarthout

Basketball Office: (309) 438-2567

Sports Information: Tom Lamonica

Office Phone: (309) 438-3825

Home Phone: (309) 454-1645

Media Row: (309) 438-5950

FAX Phone: (309) 438-5634



Top Illinois State Returnees:

Player	Pos.	Ht.	Yr.	Pts.	Reb.
Melanie Ward	F	6-0	Sr.	15.6	6.7
Kay Schroeder	C	6-1	Sr.	9.9	6.9
Corinne Vossell	F	5-11	So.	7.5	5.0

Wisconsin vs. Illinois State series record: 3-9

Date	Place	Wis	Opp	Margin
Dec. 5, 1975	Normal, IL	28	88	-60
Dec. 12, 1975	Normal, IL	59	101	-42
March 9, 1978	Normal, IL	92	81	+11
Jan. 31, 1980	Normal, IL	57	71	-14
Feb. 27, 1981	Madison, WI	52	57	- 5
Nov. 18, 1981	Normal, IL	55	71	-16
Feb. 16, 1983	Madison, WI	77	75 OT	+ 2
Dec. 5, 1983	Normal, IL	69	70	- 1
Nov. 11, 1984	Madison, WI	46	57	-11
Dec. 22, 1985	Normal, IL	57	64 OT	- 7
Dec. 20, 1990	Madison, WI	73	83	-10
Dec. 30, 1991	Normal, IL	69	55	+14

Western Illinois

Thursday, December 7, 1995
at Macomb, IL—6:00 p.m. CST

Location: Macomb, IL
Enrollment: 12,500
Division: NCAA I
Home Arena:

Western Hall (5,139)

Nickname: Westerwinds

Colors: Purple and gold

Conference: Mid-Continent

1994-95 Season Record: 17-12

1994-95 Conference Record/Finish: 14-4

Starters Returning/Lost: 2/3

Letterwinners Returning/Lost: 7/5

Head Coach: Regina Miller

School Record: 35-46 (3 years)

Career Record: 35-46(3 years)

Assistant Coaches: Julie McGhee

Basketball Office: (309) 298-1703

Sports Information: Michael McFarland

Office Phone: (309) 298-1133

Home Phone: (309) 837-2315

Media Row: (309) 298-1138

FAX Phone: (309) 298-3366

Top Western Illinois Returnees:

Player	Pos.	Ht.	Yr.	Pts.	Reb.
Deidre LaFrance	G	5-6	Jr.	9.3	2.6
Lori Haskett	F	5-11	Sr.	9.7	4.9

Wisconsin vs. Western Illinois series record: 8-1

Date	Place	Wis	Opp	Margin
Nov. 17, 1979	Madison, WI	69	76	- 7
Nov. 22, 1980	Macomb, IL	84	76	+ 8
Nov. 28, 1981	Macomb IL	81	70	+11
Jan. 13, 1982	Madison, WI	81	43	+38
Nov. 24, 1985	Madison, WI	74	69 OT	+ 5
Dec. 4, 1988	Madison, WI	73	62	+11
Dec. 13, 1991	Madison, WI	112	69	+57
Nov. 28, 1993	Madison, WI	80	53	+27
Nov. 29, 1994	Madison, WI	79	52	+27



■ UW-Green Bay

Wednesday, December 13, 1995
at Madison, WI—7:00 p.m. (CST)

Location: Green Bay, WI
 Enrollment: 5,000
 Division: NCAA I
 Home Arena:
 Phoenix Sports Center (2,000)
 Nickname: Phoenix
 Colors: Red, green and white
 Conference: Midwestern Collegiate
 1994-95 Season Record: 19-9
 1994-95 Conference Record/Finish: 10-6/4th
 Starters Returning/Lost: 3/2
 Letterwinners Returning/Lost: 9/2
 Head Coaches: Carol Hammerle
 School Record: 398-198 (22 years)
 Career Record: 398-198(22 years)
 Assistant Coaches: Emily Bauer, Ben Johnson
 Basketball Office: (414) 465-2498
 Sports Information: Sue Bodilly/Brian Nicol
 Office Phone: (414) 465-2498; 2145
 Home Phone: (414) 499-8956
 FAX Phone: (414) 465-2357



Top UW-Green Bay Returnees:

Player	Pos.	Ht.	Yr.	Pts.	Reb.
Liz Reiman	C	6-2	So.	9.5	5.4
Erin Evers	F	5-11	Sr.	7.2	3.5
Rhonda Rice	G	5-5	Sr.	6.2	1.8
Shelly Beaber	G	5-11	Jr.	4.5	4.6

Wisconsin vs. UW-Green Bay series record: 9-4

Date	Place	Wis	Opp	Margin
Jan. 11, 1975	Madison, WI	45	38	+ 7
Jan. 24, 1976	Madison, WI	50	29	+21
Feb. 9, 1976	Green Bay, WI	47	39	+ 8
Feb. 23, 1977	Green Bay, WI	81	37	+44
Feb. 23, 1982	Madison, WI	66	53	+13
Dec. 8, 1982	Green Bay, WI	69	55	+14
Dec. 9, 1987	Madison, WI	60	61	- 1
Dec. 7, 1988	Green Bay, WI	62	58 OT	+ 4
Dec. 5, 1989	Madison, WI	58	60	- 2
Dec. 4, 1990	Green Bay, WI	75	91	-16
Dec. 1, 1992	Madison, WI	63	62	+ 1
Jan. 3, 1994	Madison, WI	75	64	+11
Dec. 27, 1994	Green Bay, WI	59	68	- 9

■ Marquette University

Tuesday, January 9, 1996
at Milwaukee, WI—7:00 p.m. (CST)

Location: Milwaukee, WI
 Enrollment: 10,750
 Division: NCAA I
 Home Arena:
 MECCA Arena (10,938)
 Nickname: Golden Eagles
 Colors: Blue and gold
 Conference: Conference USA
 1994-95 Season Record: 19-12
 1994-95 Conference Record/Finish: 9-3/T2nd
 Starters Returning/Lost: 2/3
 Letterwinners Returning/Lost: 9/4



Head Coaches: Jim Jabir
 School Record: 86-61 (5 years)
 Career Record: 150-101(9 years)
 Assistant Coaches: Terri Mitchell, Tracey Tarkington
 Basketball Office: (414) 288-6989
 Sports Information: Mark Bedics
 Office Phone: (414) 288-6980
 Home Phone: (414) 482-4062
 FAX Phone: (414) 288-6519

Top Marquette Returnees:

Player	Pos.	Ht.	Yr.	Pts.	Reb.
Claire Barnard	F	5-11	Jr.	12.5	6.2
Elizabeth Spurgin	F	6-1	Sr.	8.0	4.6


Wisconsin vs. Marquette series record: 6-1

Date	Place	Wis	Opp	Margin
Feb. 21, 1977	Madison, WI	68	47	+21
Mar. 5, 1977	Stevens Point, WI	60	61	- 1
Feb. 14, 1978	Milwaukee, WI	78	55	+16
Feb. 20, 1979	Madison, WI	67	44	+23
Dec. 1, 1988	Madison, WI	78	66	+12
Jan. 16, 1990	Madison, WI	90	79	+11
Feb. 9, 1995	Madison, WI	88	66	+22

■ University of Northern Iowa

Tuesday, January 16, 1996
at Cedar Falls, IA—7:00 p.m.

Location: Cedar Falls, IA
 Enrollment: 12,500
 Division: NCAA I
 Home Arena:
 UNI Dome (10,000)
 Nickname: Panthers
 Colors: Purple and Gold
 Conference: Missouri Valley
 1994-95 Season Record: 4-22
 1994-95 Conference Record/Finish: 1-17 (10th)
 Starters Returning/Lost: 3/2
 Letterwinners Returning/Lost: 11/2
 Head Coach: Tony DiCecco
 School Record: 0-0 (1st year)
 Career Record: 0-0 (1st year)
 Assistant Coach: Diane Poquette
 Basketball Office: (319) 273-6443
 Sports Information: Dave Johnson
 Office Phone: (319) 273-6354
 Home Phone: TBA
 Media Row: (319) 273-6311
 FAX Phone: (319) 273-3602



Top Northern Iowa Returnees:

Player	Pos.	Ht.	Yr.	Pts.	Reb.
Jen Steffens	F	5-11	So.	8.9	4.0
Karen Fenske	G/F	5-10	Jr.	8.5	2.7
Kelley Westhoff	G	5-8	Jr.	3.7	3.4

Wisconsin vs. Northern Iowa series record: 3-0

Date	Place	Wis	Opp	Margin
Dec. 21, 1983	Madison, WI	76	48	+28
Dec. 1, 1984	Madison, WI	61	52	+ 9
Dec. 3, 1985	Cedar Falls, IA	72	48	+24

University of Tennessee

Thursday, February 8, 1996

Madison, WI—7:00 p.m.

Location: Knoxville, TN

Enrollment: 25,412

Division: NCAA I

Home Arena:

Thompson-Boling Arena (25,000)

Nickname: Volunteers

Colors: Orange and white

Conference: Southeastern

1994-95 Season Record: 34-3

1994-95 Conference Record/Finish: 11-0/1st

Post Season: Mideast Regional champions over Texas Tech 80-59; lost in the NCAA Championship finals to Connecticut 64-70

Starters Returning/Lost: 3/2

Letterwinners Returning/Lost: 7/5

Head Coach: Pat Summit

School Record: 564-129 (21 years)

Career Record: 564-129 (21 years)

Assistant Coach: Mickie DeMoss, Holly Warlick

Basketball Office: (615) 974-1111

Sports Information: Debby Jennings

Office Phone: (615) 974-4275

Home Phone: (615) 584-1983

Media Row: (615) 974-0110

FAX Phone: (615) 974-8875



Top Tennessee Returnees:

Player	Pos.	Ht.	Yr.	Pts.	Reb.
Michelle Marciniak	G	5-9	Sr.	10.8	2.7
Latina Davis	G	5-6	Sr.	10.4	4.4
Tiffany Johnson	C	6-4	So.	9.0	6.5

Wisconsin vs. Tennessee series record: First Meeting



Ticket demand is high for BadgerBall after closing last season with a sellout of 11,500 and near-sellout of 10,908. Wisconsin again expects to set attendance records this year with several potential sellouts including the Tennessee matchup on Feb. 8. The Volunteers, runnerup NCAA champions in 1995, are the "most watched" women's basketball team in the nation.

WISCONSIN IN TOURNAMENTS

1994-95

St. Mary's Thanksgiving Classic, Moraga, CA	2-0	1st
Arkansas Dial Classic, Fayetteville, AR	1-1	3rd
Big Ten Tournament, Indianapolis, IN	0-1	T5th

1993-94

Brown University, Providence, RI	1-1	3rd
----------------------------------	-----	-----

1992-93

Memphis State, Memphis, TN	1-1	3rd
----------------------------	-----	-----

1991-92

University of Utah, Salt Lake City, UT	1-1	2nd
--	-----	-----

1990-91

University of Colorado, Boulder, CO	1-1	3rd
-------------------------------------	-----	-----

1989-90

Texas A & M, College Station, TX	0-2	4th
Princeton University, Princeton, NJ	1-1	3rd

1987-88

Florida State, Tallahassee, FL	0-2	4th
--------------------------------	-----	-----

1986-87

University of Cincinnati, Cincinnati, OH	1-1	2nd
--	-----	-----

1985-86

University of Virginia, Charlottesville, VA	0-2	4th
Badger Invitational, Madison, WI	1-1	2nd

1984-85

University of Nebraska, Lincoln, NE	0-2	4th
Louisiana Tech, Ruston, LA	1-1	3rd

1983-84

University of Kentucky, Lexington, KY	0-2	4th
University of Miami Classic, Miami, FL	0-2	----

1981-82

Drake University, Des Moines, IA	1-1	----
Dartmouth University, Hanover, NH	2-0	1st
Big Ten Championship, East Lansing, MI	1-1	T5th
MAIAW Regional, Terre Haute, IN	3-0	1st
IAIAW Quarterfinals, Austin, TX	1-1	Top 8

1980-81

Drake University, Des Moines, IA	1-2	
Badger Invitational, Madison, WI	1-1	2nd
Big Ten Tournament, Evanston, IL	1-1	T5th

1979-80

William Penn College, Oskaloosa, IA	2-1	2nd
Big Ten Tournament, Madison, WI	0-1	T5th
MAIAW Regional, Terre Haute, IN	0-1	T7th

1978-79

Badger Inv., UW-Madison, Madison, WI	1-1	3rd
Big Ten Tournament, Bloomington, IN	0-1	T7th
WWIAC State Tournament, Oshkosh, WI	2-1	2nd

1977-78

Southern Illinois Saluki Invitational, Carbondale, IL	0-2	4th
Big Ten Tournament, West Lafayette, IN	0-1	T7th
WWIAC State Tournament, Eau Claire, WI	3-0	1st
MAIAW Regional, East Lansing, MI	2-1	T5th

1976-77

Big Ten Tournament, West Lafayette, IN	0-2	T8th
WWIAC State Tournament	0-2	----

1975-76

Big Ten Tournament, West Lafayette, IN	0-3	8th
--	-----	-----

1974-75

Won 11, Lost 7 (Home-6-2; Away-5-5)
 UW Head Coach: Marilyn Harris
 Total home attendance: Figures Not Available

12/6	+10	55-45	Minnesota
12/6	- 1	56-57	Illinois
12/7	-54	29-83	Indiana
12/7	+16	65-49	Iowa
1/11	+ 7	45-38	UW-GREEN BAY
1/18	-30	46-76	UW-LaCROSSE
1/23	+15	42-27	Northern Illinois
1/25	+32	74-42	UW-PLATTEVILLE
1/28	+20	75-55	UW-MILWAUKEE
2/1	- 2	47-49	UW-Stevens Point
2/5	+13	59-46	UW-Eau Claire
2/8	-27	32-59	UW-LaCrosse
2/11	+ 9	57-48	CARTHAGE COLLEGE
2/12	+ 4	62-58	CARROLL COLLEGE
2/15	+ 5	63-58	UW-Platteville
2/18	- 2	53-55	UW-WHITEWATER
2/22	+11	56-45	UW-STEVEN'S POINT
2/28	-32	39-71	UW-Stevens Point

1975-76

Won 5, Lost 13 (Home-3-4; Away-2-9)
 UW Head Coach: Marilyn Harris
 Total home attendance: Figures Not Available

12/5	-60	28-88	Illinois State
12/6	- 1	39-40	Mankato State
12/7	-13	46-59	UW-EAU CLAIRE
12/12	-42	59-101	Illinois State
12/13	-15	52-67	UW-RIVER FALLS
1/24	+21	50-29	UW-GREEN BAY
1/26	20	76-56	UW-Platteville
1/30	-26	40-66	UW-STEVEN'S POINT
1/31	-49	32-81	UW-LaCrosse
2/2	+ 5	52-47	UW-PLATTEVILLE
2/5	-37	41-78	UW-Whitewater
2/6	-31	46-77	Michigan State@
2/6	-44	33-77	Illinois@
2/7	-51	33-84	Michigan@
2/9	+ 8	47-39	UW-Green Bay
2/11	-72	30-102	UW-LaCROSSE
2/16	-50	35-85	UW-Stevens Point
2/21	+10	46-36	NORTHERN ILLINOIS

@Big Ten Tournament

1976-77

Won 7, Lost 14 (Home-3-4; Away-4-10)
 UW Head Coach: Edwina Qualls
 Total home attendance: Figures Not Available

12/3	-13	40-53	Purdue
12/4	+4	65-61	Cincinnati
12/11	- 7	46-53	UW-WHITEWATER
1/15	+ 4	56-52	Northern Illinois
1/21	-10	82-92	UW-Stevens Point
1/22	-10	70-80	NORTHWESTERN
1/25	-12	50-62	UW-STEVEN'S POINT
1/28	-42	50-92	UW-LaCrosse
1/29	-13	51-64	UW-Eau Claire

2/1	- 4	55-59	UW-Whitewater
2/4	- 3	59-62	Illinois-Chicago
2/5	+32	87-55	UW-MILWAUKEE
2/9	+30	84-54	UW-PLATTEVILLE
2/11	- 2	60-62	Purdue@
2/11	-27	49-76	Illinois@
2/15	+ 7	79-72	Carthage College
2/19	- 9	58-67	UW-OSHKOSH
2/21	+21	68-47	MARQUETTE
2/23	+44	81-37	UW-Green Bay
3/3	- 3	68-71	UW-Eau Claire+
3/5	-11	60-71	Marquette+

@Big Ten Tournament
 +WWIAC State Tournament

1977-78

Won 14, Lost 10 (Home-5-5; Away-9-5)
 UW Head Coach: Edwina Qualls
 Total home attendance: 12,231/10=1,223 avg.

12/3	+33	88-55	WESTMAR COLL., 2500*
12/10	+45	84-39	UW-EAU CLAIRE, 610
12/14	+51	106-55	DePAUL, 5000*
1/11	- 6	67-73	ILLINOIS-CHICAGO, 450
1/14	- 2	63-65	MICHIGAN STATE, 1500*
1/17	+58	100-42	NORTHERN ILLINOIS, 150
1/19	-16	49-65	Illinois-Chicago%
1/20	-14	65-79	Purdue%
1/25	-15	75-90	UW-LACROSSE, 552
1/28	- 6	61-67	Northwestern
1/31	+ 8	80-72	UW-Oshkosh
2/9	-15	48-63	Indiana
2/10	-25	48-73	Ohio State@
2/14	+16	71-55	Marquette
2/16	+43	78-35	UW-Milwaukee
2/18	+12	66-54	UW-WHITEWATER, 549
2/22	- 5	52-57	UW-STEVEN'S POINT, 470
2/25	+30	73-43	Carroll College
3/2	+42	88-46	UW-Eau Claire+
3/3	+ 4	68-64	UW-LaCrosse+
3/4	+ 7	75-68	UW-Oshkosh+
3/9	+11	92-81	Illinois State\$
3/10	-33	52-85	Ohio State\$
3/11	+ 1	65-64	Southern Illinois\$

%Saluki Invitational
 @Big Ten Tournament
 +WWIAC State Tournament
 \$MAIAW Regional
 *Indicates double-header

1978-79

Won 13, Lost 11 (Home-7-3; Away-6-8)
 UW Head Coach: Edwina Qualls
 Total home attendance: 4,979/10=498 avg.

12/1	+ 6	76-70	William Penn
12/2	- 7	68-75	Iowa
12/6	- 6	66-72	Illinois-Chicago
12/9	+10	60-50	ILLINOIS, 884
12/13	+65	115-50	UW-MILWAUKEE, 418
1/5	+ 5	79-74	NEBRASKA, 535
1/12	- 7	73-80	Michigan
1/13	- 5	52-57	Michigan State
1/16	+10	85-75	UW-OSHKOSH, 321
1/20	+ 7	82-75 ^{OT}	PURDUE, 301
1/26	-14	62-76	IOWA STATE, 511%

1/27	+22	81-59	UW-STEVEN'S POINT, 521%
1/31	+13	73-60	UW-Stevens Point
2/8	- 8	45-53	Indiana&
2/14	+ 3	52-49	UW-Eau Claire
2/15	-20	63-83	UW-LaCrosse
2/17	- 7	52-59	INDIANA, 600
2/20	+23	67-44	MARQUETTE, 425
2/21	- 5	62-67	NORTHWESTERN, 463
2/24	+ 4	79-75	Western Michigan
2/25	-20	57-77	Detroit
3/1	+44	83-39	UW-Milwaukee+
3/2	+13	78-65	UW-Oshkosh+
3/3	-14	74-88	UW-LaCrosse+

%Badger Invitational
 @Big Ten Tournament
 +WWIAC State Tournament

1979-80

Won 11, Lost 16 (Home-4-4; Away-7-12)
 UW Head Coach: Edwina Qualls
 Total home attendance: 3,246/8=406 avg.

11/17	- 7	69-76	WESTERN ILLINOIS, 300
11/23	- 3	70-73	William Penn%
11/24	+15	76-61	St. Cloud State%
11/25	+ 7	67-60	Phillips University%
12/1	-17	51-68	Iowa
12/2	- 2	76-78	Drake
12/8	- 8	63-71	UM-DETROIT, 487
12/11	+12	84-62	UW-WHITEWATER, 262
1/7	+ 2	72-70 ^{OT}	Yale
1/9	- 2	61-63	Providence
1/11	+30	74-44	Princeton
1/13	+ 3	78-75	Southern Connecticut
1/14	-22	61-83	Queens College
1/18	-14	50-64	Indiana
1/19	- 8	62-70	Indiana State
1/23	-27	52-79	Northwestern
1/26	+ 8	65-57	MICHIGAN, 356
1/31	-14	57-71	Illinois State
2/1	-14	54-71	Illinois-Chicago
2/2	+10	84-74	Lincoln College
2/8	-14	66-80	MINNESOTA, 400@
2/15	+ 9	66-57	Purdue
2/16	-29	63-92	Illinois
2/20	- 7	57-64	UW-LaCROSSE, 423
2/22	+ 8	80-72	WESTERN MICHIGAN, 338
2/23	+ 6	68-62	ILLINOIS-CHICAGO, 680
3/6	-12	68-80	Ohio State\$

%William Penn Invitational
 @Big Ten Tournament
 \$MAIAW Regional

1980-81

Won 13, Lost 18 (Home-6-6; Away-7-12)
 UW Head Coach: Edwina Qualls
 Total home attendance: 4,408/12=367 avg.

11/15	+ 4	73-69	IOWA, 1200
11/22	+ 8	84-76	Western Illinois
11/28	-15	67-82	Wichita State%
11/29	+60	95-35	Chicago State%
11/30	-15	72-87	South Dakota%
12/3	+15	87-72	Northern Illinois
12/6	- 9	78-87	Michigan
12/12	+14	68-54	W. MICHIGAN, 200#
12/13	- 7	70-77	NORTHWESTERN, 200#

12/30	-12	62-74	MICHIGAN STATE, 175
1/3	-4	58-62	Mississippi
1/5	-7	70-77	Memphis State
1/6	-2	76-78 ^{OT}	Union University
1/9	+23	83-60	INDIANA STATE, 225
1/17	-16	68-84	MINNESOTA, 653
1/18	-17	54-71	DRAKE, 210
1/23	-17	53-70	Western Michigan
1/24	-5	61-66	Eastern Michigan
1/27	+10	66-56	UW-LaCrosse
1/30	+10	86-76	INDIANA, 400
2/4	-1	81-82	DePaul
2/6	+4	61-57	PURDUE, 400
2/7	+50	91-41	CHICAGO STATE, 195
2/13	+21	88-67	Iowa@
2/13	-11	68-79	Minnesota@
2/17	+25	82-57	Illinois-Chicago
2/20	-4	71-75	Missouri
2/21	+8	69-61	Central Missouri
2/25	-7	75-82	NORTHWESTERN, 450
2/27	-5	52-57	ILLINOIS STATE, 100
3/7	-10	56-66	Minnesota

%Drake Turkey Invitational

#Badger Invitational

@Big Ten Tournament

1981-82

Won 21, Lost 13 (Home-9-1; Away-11-12)

UW Head Coach: Edwina Qualls

Total home attendance: 4,873/11=443 avg.

11/18	-16	55-71	Illinois State
11/21	-9	63-72	MINNESOTA, 475
11/27	-36	57-93	Drake%
11/28	+11	81-70	Western Illinois%
12/2	+3	74-71	NORTHERN ILLINOIS, 265
12/5	-6	77-83	Indiana
12/8	+14	81-67	Loyola (Chicago)
12/10	+22	75-53	ILLINOIS-CHICAGO, 387
1/2	-1	64-65	Georgetown
1/3	-4	60-64	University of D.C.
1/5	-29	62-91	Maryland
1/9	+9	80-71	ILLINOIS, 537
1/13	+38	81-43	WESTERN ILLINOIS, 375
1/16	+55	97-42	Army#
1/17	+22	81-59	Dartmouth#
1/19	+54	82-28	NE ILLINOIS, 365
1/23	-3	60-63	Minnesota
1/27	+6	70-64	DEPAUL, 345
1/29	+38	98-60	UW-LaCROSSE, 611
2/5	-7	68-75	Indiana State
2/6	+3	64-61	Eastern Illinois
2/12	+14	78-64	Iowa@
2/12	-10	52-62	Northwestern@
2/20	-16	66-82	Northwestern
2/23	+13	66-53	UW-GREEN BAY, 421
2/26	+16	74-58	Western Michigan
2/27	-16	60-76	Michigan State
3/3	+14	78-64	Iowa
3/6	+1	78-77 ^{OT}	IOWA STATE, 712
3/11	+29	79-50	National College\$
3/12	+8	68-60 ^{OT}	Indiana State\$
3/13	+11	76-65	Miami of Ohio\$
3/21	+1	60-59	Colorado*
3/23	-12	61-73	Texas* (No. 6)

%Drake Turkey Invitational

#Dartmouth Invitational

@Big Ten Tournament

\$MAIAW Regional

*AIAW National Championship

1982-83

Won 19, Lost 8 (Home-9-4; Away-10-4)

(Big Ten Conference Finish—5th, 11-7)

UW Head Coach: Edwina Qualls

Total home attendance: 9,589/13=738 avg.

Big Ten attendance: 7,724/9=858 avg.

11/26	+58	90-32	Illinois-Chicago
12/4	+13	77-64	WESTERN MICHIGAN, 950
12/5	+44	123-79	BRADLEY, 350
12/8	+14	69-55	UW-Green Bay
12/9	+51	88-37	NATIONAL COLLEGE, 200
12/22	+2	68-66	Loyola (Chicago)
12/28	+18	65-47	California-Irvine
12/30	-4	62-66	Cal. St-Long Beach (2 ^{OT})
1/7	+3	58-55	Purdue
1/9	+3	91-88	Illinois
1/14	+18	77-59	MICHIGAN STATE, 350
1/16	+31	99-68	MICHIGAN, 570
1/21	+3	57-54	Northwestern
1/23	+21	68-47	Iowa
1/28	-13	60-73	Minnesota
2/4	-18	66-84	OHIO STATE, 1120
2/6	-12	61-73	INDIANA, 1387
2/11	-10	49-59	Indiana
2/13	-14	61-75	Ohio State
2/16	+2	77-75 ^{OT}	ILLINOIS STATE, 365
2/18	-6	71-77	MINNESOTA, 816
2/23	+24	68-44	IOWA, 669
2/27	+9	81-72	NORTHWESTERN, 1312
3/4	+9	80-71	Michigan
3/6	+6	76-70	Michigan State
3/10	-8	72-80	ILLINOIS, 950
3/12	+10	92-82	PURDUE, 550

1983-84

Won 18, Lost 10 (Home-12-1; Away-6-9)

(Big Ten Conference Finish—2nd, 13-5)

UW Head Coach: Edwina Qualls

Total home attendance: 9,776/13=752 avg.

Big Ten attendance: 8,673/9=964 avg.

11/26	-1	73-74	Valdosta State%
11/27	-2	61-63	Eastern Kentucky%
12/1	+16	75-59	Bradley
12/5	-1	69-70	Illinois State
12/7	+7	71-64	ILLINOIS-CHICAGO, 350
12/10	+25	86-61	BALL STATE, 342
12/21	+28	76-48	NORTHERN IOWA, 265
12/23	+17	68-51	LOYOLA, 191
12/29	-3	67-70	Cleveland State#
12/31	-2	56-58	Fairfield#
1/6	+30	92-62	PURDUE, 472
1/8	+11	64-53	ILLINOIS, 934
1/13	+1	67-66	Michigan State
1/15	+13	77-63	Michigan
1/20	+10	80-70	NORTHWESTERN, 771
1/22	+1	50-49	IOWA, 1461
1/27	+4	63-59	MINNESOTA, 1026
2/3	-19	66-85	Ohio State
2/5	-7	57-64	Indiana
2/10	+2	60-58	INDIANA, 909
2/12	+9	79-70	OHIO STATE, 1248
2/17	-11	51-62	Minnesota
2/24	-9	37-46	Iowa
2/26	+3	57-54	Northwestern

3/2	-1	63-64	MICHIGAN, 919
3/4	+20	88-68	MICHIGAN STATE, 933
3/8	+14	79-65	Illinois
3/10	+10	75-65	Purdue

%Kentucky Invitational

#Miami Classic

1984-85

Won 11, Lost 17 (Home-7-6; Away-4-11)

(Big Ten Conference Finish—tie for 7th, 6-12)

UW Head Coach: Edwina Qualls

Total home attendance: 8,562/13=659 avg.

Big Ten attendance: 6,225/9=692 avg.

11/17	-11	46-57	ILLINOIS STATE, 600
11/23	-33	54-87	Clemson%
11/24	-3	64-67	Arizona%
11/28	+3	53-50	Loyola (Chicago)
12/1	+9	61-52	NORTHERN IOWA, 682
12/2	+9	61-52	WESTERN MICHIGAN, 431
12/7	-35	51-86	Louisiana Tech#
12/8	+17	76-59	Alabama-Birmingham#
12/14	+7	83-76	EASTERN ILLINOIS, 624
12/30	-10	66-76	Central Michigan
1/6	-18	58-76	NORTHWESTERN, 625
1/11	-13	53-66	OHIO STATE, 700
1/13	-24	51-75	INDIANA, 864
1/18	-21	59-70	Illinois
1/20	-6	61-67	Purdue
1/25	-1	58-59	MINNESOTA, 525
1/27	+11	65-54	IOWA, 1079
2/1	-1	64-65	Michigan State
2/3	+9	81-72	Michigan
2/8	-4	67-71	Indiana
2/10	-14	48-62	Ohio State
2/15	-8	65-73	PURDUE, 680
2/17	+3	70-67	ILLINOIS, 572
2/22	-12	52-64	Iowa
2/24	-9	70-79	Minnesota
3/1	+11	81-70	MICHIGAN, 504
3/3	+10	82-72	MICHIGAN STATE, 676
3/9	+3	89-86 ^{OT}	Northwestern

%Nebraska Tournament

#Lady Techster Invitational

1985-86

Won 4, Lost 24 (Home-2-12; Away-2-12)

(Big Ten Conference Finish—10th, 1-17)

UW Head Coach: Edwina Qualls

Total home attendance: 8,704/14=522 avg.

Big Ten attendance: 4,971/9=552 avg.

11/24	+5	74-69 ^{OT}	W. ILLINOIS, 479%
11/29	-8	60-68	MIAMI OF OHIO, 379%
11/30	-6	64-70	EASTERN ILLINOIS, 320
12/3	+27	72-45	Northern Iowa
12/6	-23	59-82	Virginia#
12/7	-9	64-73	Pitt#
12/11	+16	71-55	Illinois-Chicago
12/13	-15	58-73	IOWA STATE, 680
12/22	-7	57-64 ^{OT}	Illinois State
1/3	-11	57-68	LOYOLA, 477
1/5	-4	64-68	Northwestern
1/10	-33	48-81	Ohio State
1/12	-19	46-65	Indiana
1/17	-13	69-82	ILLINOIS, 608

1/19	-15	57-72	PURDUE, 804
1/24	-17	58-75	Minnesota
1/26	-36	32-68	Iowa
1/31	-3	55-58	MICHIGAN STATE, 320
2/2	-5	67-72	MICHIGAN, 450
2/7	-28	37-65	INDIANA, 370
2/9	-35	50-85	OHIO STATE, 322
2/14	-22	57-79	Purdue
2/16	-16	53-69	Illinois
2/21	-14	47-61	IOWA, 706
2/23	+10	62-52	MINNESOTA, 614
2/28	-11	66-77	Michigan
3/2	-13	69-82	Michigan State
3/8	-15	72-87	NORTHWESTERN, 777

%Badger Invitational

#Virginia Invitational

1986-87

Won 9, Lost 19 (Home-4-10; Away-5-9)

(Big Ten Conference Finish—tie for 8th, 4-14)

UW Head Coach: Mary Murphy

Total home attendance: 14,112/14=1,008 avg.

Big Ten attendance: 9,349/9=1,039 avg.

11/28	+5	73-68 ^{OT}	Cincinnati%
11/29	-13	56-69	Middle Tennessee State%
12/2	+7	86-79	Western Michigan
12/5	+12	75-63	BRADLEY, 863
12/7	-9	68-77	BOWLING GREEN, 556
12/11	-22	75-97	DePAUL, 501
12/27	+23	84-61	ILLINOIS-CHICAGO, 673
12/30	+1	74-73	San Diego
1/2	-39	44-83	IOWA, 1498 (No. 14)
1/4	+8	81-73	MINNESOTA, 801
1/9	-15	67-82	Illinois (No. 17)
1/11	-8	62-70	Purdue
1/16	-5	66-71	INDIANA, 1128
1/18	-40	49-89	OHIO STATE, 1026 (No. 18)
1/23	-24	53-77	Michigan State
1/25	+8	65-57	Michigan
1/30	-19	53-72	NORTHWESTERN, 959
2/1	-17	55-72	Loyola
2/6	-36	49-85	PURDUE, 896
2/8	-13	64-77	ILLINOIS, 993 (No. 19)
2/13	-33	62-97	Ohio State (No. 12)
2/15	+2	48-46 ^{OT}	Indiana
2/20	+25	88-63	MICHIGAN, 868
2/22	-14	57-71	MICHIGAN STATE, 1180
2/27	-23	50-73	Northwestern
3/1	-10	70-80	NOTRE DAME, 2170+
3/5	-25	45-70	Minnesota
3/7	-22	56-78	Iowa (No. 10)

%Cincinnati Omni Tournament

1987-88

Won 4, Lost 24 (Home-3-10; Away-1-14)

(Big Ten Conference Finish—10th, 2-16)

UW Head Coach: Mary Murphy

Total home attendance: 10,712/13=824 avg.

Big Ten attendance: 8,221/9=913 avg.

11/27	-20	66-86	Duke
11/29	-6	75-81	UNC-Charlotte
12/4	-33	67-100	Florida State%
12/5	-26	60-86	Alabama-Birmingham%
12/9	-1	60-61	UW-GREEN BAY, 842
12/11	-13	79-92	LAKE SUPERIOR ST., 529

12/13	+31	89-58	DETROIT, 715
1/3	-9	63-72	St. Peter's College
1/5	-20	66-86	Fairleigh Dickinson
1/8	-20	59-79	IOWA, 1215
1/10	+8	75-67	Minnesota
1/15	+11	75-64	ILLINOIS, 819
1/17	-18	62-80	PURDUE, 1152
1/22	-22	49-71	Indiana
1/24	-30	54-84	Ohio State
1/29	-7	58-65	MICHIGAN STATE, 959
1/31	-3	65-68	MICHIGAN, 861
2/5	-15	55-70	Northwestern
2/8	+13	85-72	LOYOLA, 408
2/12	-12	55-67	Purdue
2/14	-26	50-76	Illinois
2/19	-17	70-87	OHIO STATE, 799
2/21	-24	53-77	INDIANA, 880
2/26	-35	51-86	Michigan
2/28	-10	58-68	Michigan State
3/4	-26	57-83	NORTHWESTERN, 766
3/9	-2	71-73	MINNESOTA, 770
3/12	-48	50-98	Iowa

%Florida State Tournament

1988-89

Won 13, Lost 14 (Home-10-4; Away-3-10)

(Big Ten Conference Finish—8th, 5-13)

UW Head Coach: Mary Murphy

Total home attendance: 13,700/14=979 avg.

Big Ten attendance: 10,575/9=1175 avg.

11/25	-57	62-119	Stanford (8th-ranked)
11/27	+5	72-67	San Jose State
12/1	+12	78-66	MARQUETTE, 504
12/4	+11	73-62	WESTERN ILLINOIS, 695
12/7	+4	62-58 ^{OT}	Green Bay
12/11	+3	76-73	Detroit
12/13	+27	79-52	VALPARAISO, 597
1/3	+20	65-45	CHICAGO STATE, 683
1/6	-18	55-73	Indiana



1/8	-31	53-84	Ohio State
1/13	-3	59-62	NORTHWESTERN, 981
1/15	-13	56-69	Purdue (No. 9)
1/20	+2	71-69	MICHIGAN STATE, 963
1/22	+7	66-59	MICHIGAN, 1027
1/27	-6	75-81 ^{OT}	Illinois
1/30	+14	72-58	ILLINOIS-CHICAGO, 586
2/3	-10	57-67	IOWA, 1353 (No. 7)
2/5	+17	78-61	MINNESOTA, 1273
2/10	-3	63-66	Northwestern
2/17	-18	57-75	Michigan
2/19	-4	67-71	Michigan State
2/26	+9	77-68	ILLINOIS, 2307
2/27	+14	81-67	PURDUE, 711 (No. 11)
3/3	-25	58-83	Minnesota
3/5	-26	52-78	Iowa (9th-ranked)
3/8	-16	61-77	OHIO STATE, 783 (No. 15)
3/11	-5	80-85	INDIANA, 1177

1989-90

Won 8, Lost 20 (Home-5-9; Away-3-11)

(Big Ten Conference Finish—tie for 9th, 3-15)

UW Head Coach: Mary Murphy

Total home attendance: 15,478/14=1,106 avg.

Big Ten attendance: 11,699/9=1,300 avg.

11/24	-1	65-66	Texas A & M%
11/25	-15	49-64	Drake%
11/28	+10	76-66	Illinois-Chicago
12/1	-7	77-84	North Carolina#
12/2	+25	98-73	Bucknell#
12/5	-2	58-60	UW-GREEN BAY, 850
12/12	+10	77-67	NEBRASKA, 560
12/30	-13	77-90	DARTMOUTH, 922
1/2	+30	93-63	CHICAGO STATE, 650
1/5	-12	80-92	INDIANA, 1130
1/7	-8	64-72	OHIO STATE, 1288
1/12	-15	57-72	Northwestern (No. 25)
1/16	+11	90-79	MARQUETTE, 797
1/19	-30	42-73	Michigan State
1/21	-17	51-68	Michigan
1/26	+9	86-77	ILLINOIS, 957
1/28	-20	72-92	PURDUE, 1326 (No. 10)
2/2	-32	52-84	Iowa (No. 13)
2/4	+1	76-75	Minnesota
2/9	-11	62-73	NU, 1011 (No. 15)
2/16	-5	56-61	MICHIGAN, 825
2/18	-6	55-61	MICHIGAN STATE, 2606
2/23	-18	63-81	Purdue (No. 15)
2/25	-5	76-81	Illinois
3/2	+12	94-82	MINNESOTA, 925
3/4	-17	60-77	IOWA, 1631 (No. 11)
3/8	-21	57-78	Ohio State
3/10	-7	69-76	Indiana

%Texas A & M Invitational

#Princeton Tournament

1990-91

Won 13, Lost 15 (Home-10-4; Away-3-11)

(Big Ten Conference Finish—7th, 7-11)

UW Head Coach: Mary Murphy

Total home attendance: 16,915/14=1,208 avg.

Big Ten attendance: 13,470/9=1,497 avg.

11/23	-8	91-99 ^{OT}	Washington% (No. 13)
11/24	+3	80-77	Gonzaga%
11/28	-9	87-96	IOWA STATE, 615

12/1	+23	99-76	UW-MILWAUKEE, 720
12/4	-16	75-91	UW-Green Bay
12/7	+ 6	80-74 ^{OT}	Nebraska
12/9	+ 8	101-93	Creighton
12/12	+16	79-63	ILLINOIS-CHICAGO, 503
12/30	-10	73-83	ILLINOIS STATE, 1047
1/2	+11	78-67	IOWA, 979 (No. 15)
1/6	+25	102-77	MINNESOTA, 1241
1/11	-16	73-89	Michigan State
1/13	-21	69-90	Michigan
1/18	- 1	85-86	NU, 1005 (No. 15)
1/22	+24	90-66	CHICAGO STATE, 560
1/25	+ 9	90-81	ILLINOIS, 1005
1/27	-10	87-97	PURDUE, 1621 (No. 6)
2/1	-17	86-103	Indiana
2/3	- 5	76-81 ^{OT}	Ohio State
2/8	+13	101-88	MICHIGAN, 1023
2/10	+ 3	78-75	MICHIGAN ST, 3137 (No. 23)
2/15	-21	72-93	Northwestern (No. 19)
2/22	-40	53-93	Purdue (No. 6)
2/24	-15	73-88	Illinois
3/1	+15	92-77	OHIO STATE, 1357
3/2	+ 5	80-75	INDIANA, 2102
3/7	-14	62-76	Minnesota
3/9	- 9	76-85 ^{OT}	Iowa (No. 24)

%Colorado Coors Classic

1991-92

Won 20, Lost 9 (Home-12-3; Away-8-6)
(Big Ten Conference Finish—3rd, 13-5)
UW Head Coach: Mary Murphy
Total home attendance: 30,278/13=2,329 avg.
Big Ten attendance: 27,102/9=3,011 avg.

11/24	+14	84-70	Iowa State
11/26	+15	83-68	CREIGHTON
11/29	+ 7	70-63	Auburn% (No. 11)
11/30	- 3	62-65	Utah%
12/7	- 1	69-70	SOUTHERN ILLINOIS
12/10	+22	90-68	UW-MILWAUKEE
12/13	+43	112-69	WESTERN ILLINOIS, 3944+
12/30	+14	69-55	Illinois State
1/4	+24	79-53	Northeastern Illinois
1/10	-25	52-77	Indiana
1/12	+11	90-79	Ohio State
1/17	+15	73-58	MICHIGAN STATE, 1271
1/19	+27	93-66	MICHIGAN, 2224
1/24	+ 6	65-59	Illinois
1/26	-26	56-82	Purdue (No. 12)
1/31	+ 2	91-89	NU, 1925 (No. 22)
2/2	-11	75-86	Penn State (No. 8)
2/7	+16	74-58	IOWA, 2708 (No. 5)
2/9	+10	82-72	MINNESOTA, 4308
2/14	+24	84-60	Michigan
2/16	+15	73-58	Michigan State
2/21	+11	80-69	PURDUE, 5005 (No. 9)
2/23	+14	73-59	ILLINOIS, 3606
2/28	-11	80-91	Northwestern
3/6	+ 1	83-82	Minnesota
3/8	-27	36-63	Iowa (No. 8)
3/11	- 6	72-78	OHIO STATE, 2340
3/14	+10	77-67	INDIANA, 3715
3/18	-11	74-85	MONTANA, 8353 #

%Utah Tournament

NCAA Tournament First Round

1992-93

Won 7, Lost 20 (Home-5-8; Away 2-12)
(Big Ten Conference Finish—10th, 4-14)
UW Head Coach: Mary Murphy
Total home attendance: 20,310/12=1,692 avg.
Big Ten attendance: 16,891/9=1,877 avg.

12/1	+ 1	63-62	UW-GREEN BAY, 1012
12/8	+16	82-66	CHICAGO STATE
12/11	- 6	59-65	Oklahoma State%
12/12	+20	83-63	Tennessee Martin%
12/15	- 1	77-78	UW-MILWAUKEE, 892
12/28	-26	67-93	WAKE FOREST, 1513
12/30	- 2	79-81	Southern Illinois
1/2	-10	71-81	Santa Clara
1/4	- 2	69-71	San Francisco
1/8	-26	39-65	Iowa (5th-ranked)
1/12	+ 3	75-72	MINNESOTA, 685
1/15	+ 8	75-67	MICHIGAN STATE, 1601
1/17	+ 6	73-67	MICHIGAN, 1851
1/22	- 7	74-81	Illinois
1/24	-17	64-82	Northwestern
1/29	- 4	66-70	OHIO STATE, 1908 (No. 4)
1/31	-17	73-90	PENN STATE, 2007 (No. 6)
2/7	-23	49-72	Purdue
2/12	+ 4	79-75	Michigan
2/14	-14	67-81	Michigan State
2/19	-13	90-103	NORTHWESTERN, 1602
2/21	-10	74-84	ILLINOIS, 3091
2/26	-37	58-95	Ohio State (No. 7)
2/28	-29	66-95	Penn State (No. 6)
3/5	- 7	72-79	INDIANA, 1973
3/7	-20	57-77	PURDUE, 2175
3/10	-35	56-91	Minnesota

%Memphis Tournament

1993-94

Won 13, Lost 14 (Home-9-6; Away-4-8)
(Big Ten Conference Finish—9th, 6-12)
UW Head Coach: Mary Murphy
Total home attendance: 26,553/15=1,770 avg.
Big Ten attendance: 19,478/9=2,164 avg.

11/26	-10	72-82	TOLEDO, 1990
11/28	+27	80-53	WESTERN ILLINOIS, 960
12/4	-22	55-77	Notre Dame%
12/5	+34	94-60	Wagner College%
12/9	+50	108-58	UW-MILWAUKEE, 901
12/11	+38	85-47	NE ILLINOIS, 836
12/13	+31	101-72	Illinois-Chicago
12/30	+14	79-65	UTAH, 1478
1/3	+ 9	75-64	UW-GREEN BAY, 954
1/7	- 7	67-74	IOWA, 2,641 (NO. 2)
1/9	- 5	84-89	Minnesota
1/14	- 3	59-62	Michigan State
1/16	+ 1	64-63	Michigan
1/21	+22	81-59	ILLINOIS, 1356
1/23	-16	85-101	NU, 1790 (No.19)
1/28	+ 9	99-90	Ohio State (No. 17)
1/30	-20	53-73	Penn State (No. 1)
2/6	- 7	64-77	PURDUE (No. 12)
2/11	+ 9	75-64	MICHIGAN, 1545

2/13	+ 7	92-85	MICHIGAN STATE, 2283
2/18	-25	54-79	Northwestern
2/20	- 3	79-82	Illinois
2/23	-29	59-88	PENN STATE, 790 (No. 2)
2/27	+ 3	73-70	OHIO STATE, 4805
3/4	- 2	64-66	Indiana
3/6	-48	45-93	Purdue (No. 10)
3/8	-11	71-82	MINNESOTA, 1640

%Brown University Tournament

1994-95

Won 20, Lost 9 (Home 11-1; Away 9-8)
(Big Ten Conference Finish—3rd, 11-5)
UW Head Coach: Jane Albright-Dieterle
Total home attendance: 59,329/12=4944
Big Ten attendance: 52,686/8=6586

11/25	+25	77-52	Baylor %
11/26	+ 7	80-73	St. Mary's CA %
11/29	+27	79-52	WESTERN ILLINOIS, 1083
12/2	- 3	77-80	Southern Methodist **
12/3	+16	84-68	St. Mary's CA **
12/7	+ 9	59-68	UW-Green Bay
12/10	+ 3	71-68	Toledo
12/15	+18	79-61	ILL-CHICAGO, 1002
12/28	+14	85-71	Michigan
12/31	+19	74-55	W. MICHIGAN, 1,376
1/3	+16	78-62	INDIANA, 1615
1/6	+10	72-62	IOWA, 2730
1/8	+ 7	76-69	OHIO STATE, 3933 (No. 22)
1/13	-10	68-78	Michigan State
1/20	+13	76-73	Minnesota
1/22	+29	76-47	ILLINOIS, 7036
1/27	- 2	66-68	Purdue (No. 19)
1/29	- 3	55-58	Penn State (No. 10)
2/3	+ 7	63-56	NORTHWESTERN, 4759
2/5	+ 1	79-78 ^{OT}	MINNESOTA, 9346
2/9	+22	88-66	MARQUETTE, 3545
2/12	- 4	62-78	MICHIGAN ST, 11,500***
2/17	+ 5	81-76	Ohio State
2/19	+ 7	62-55	Iowa
2/24	- 2	61-63	Indiana
2/26	+16	80-64	MICHIGAN, 10,908
3/4	- 8	79-87	Michigan State @
3/16	+ 1	73-72	Kansas # (No. 23)
3/18	-23	65-88	Texas Tech # (No. 5)

% St. Mary's Thanksgiving Classic

**Arkansas Dial Classic

@ Big Ten Tournament

NCAA Tournament

Home games are indicated in capital letters.

+ Indicates double-header attendance figure
***All-time single game attendance record for UW Women's Basketball is 11,500 vs. Michigan State, 2-12-95

NOTE: 1982-83 was the first year of Big Ten Conference Round Robin Play

Media Credentials

All media requesting credentials for Wisconsin women's sports should contact the Women's Sports Information Office, (608) 263-5502. Credentials will be placed at Gate B on the east side of the Field House on the day of the event

Parking

Parking for media during Wisconsin volleyball and basketball is reserved in lot 19 west of the Field House. Please contact the Women's Sports Information Office for parking credentials at least one week in advance of the event.

Media Services

Working facilities for all media are located on the west side of the Wisconsin Field House, just below the first balcony. Electrical outlets are available at every seat. Telephone lines must be installed in advance of the match by calling Ameritech at 800-660-3000. Event programs, media guides, event notes and computerized statistics will be available at the event.

Photographers

Photographers may work from either end of the court and the west side of the floor. Photographers may not work from in front of team and scoring benches.

Post-event Interviews

All post-event interviews will be conducted in the media/basketball locker room located below the main floor on the west side of the Field House. The visiting coach and players will be interviewed approximately 10 minutes following the completion of the event. The Wisconsin coaches and players will follow immediately. All requests for interviews should be directed to the sports information personnel prior to the completion of the event.

Wisconsin Women's Sports Information Staff

Tamara J. Flarup, Director
Office: (608) 263-5502
Home: (608) 238-3650
Diane K. Nordstrom, Associate Director
Office: (608) 262-9024
Home: (608) 257-8226
Debbie Rosenfeld, Intern
Office: (608) 263-1983
Home: (608) 233-8261
Mailing Address
1440 Monroe Street
Madison, WI 53711-2080
Fax: (608) 265-8051

Wisconsin Media Outlets

Television

Channel 3, WISC-TV (CBS)	608-276-7400	608-271-0800	7025 Raymond Rd., Madison, WI 53711
Channel 15, WMTV (NBC)	608-274-7817	608-271-5194	615 Forward Dr., Madison, WI 53719
Channel 27, WKOW (ABC)	608-274-6118	608-274-9569	P.O. Box 100, Madison, WI 53701

Radio

WIBA	608-271-5766	608-276-9442	P.O. Box 99, Madison, WI 53701
WTSO/WZEE	608-274-1070	608-275-7125	5721 Tokay Blvd., Madison, WI 53719
WTDY/WMGN	608-271-1301	608-271-3822	P.O. Box 2058, Madison, WI 53701
WOLX	608-273-0077	608-273-2005	2306 W. Badger Rd., Madison, WI 53713
WWQM	608-271-6611	608-271-0400	5024 Lacy Rd., Madison, WI 53711
WTMJ (Milwaukee)	414-223-5221	414-223-5298	720 E. Capitol Dr., Milwaukee, WI 53212

Newspapers

Wisconsin State Journal	608-252-6165	608-252-6194	P.O. Box 8058, Madison, WI 53708
Capital Times	608-252-6474	608-252-6445	P.O. Box 8060, Madison, WI 53708
Badger Plus	414-224-2247	414-224-2049	918 N. 4th St., Milwaukee, WI 53201
Milwaukee Journal/Sentinel	414-224-2310	414-224-2049	333 W. State St., Milwaukee, WI 53201
Isthmus	608-251-5627	608-251-2165	101 King St., Madison, WI 53703
Badger Herald	608-257-4712	608-257-6899	550 State St., Madison, WI 53703
Daily Cardinal	608-262-5857	608-252-0404	821 University Ave. Madison, WI 53706
Chicago Tribune	312-222-3472	312-222-3143	435 N. Michigan Ave., Chicago, IL 60611
Chicago Sun Times	312-321-2664	312-321-9404	401 N. Wabash Ave., Chicago, IL 60611
USA Today	703-276-3714	703-558-3901	1000 Wilson Blvd., Arlington, VA 22209

Wire Services

UPI (Chicago)	312-781-1600	312-781-1603	203 N. Wabash, Chicago, IL 60611
AP (Milwaukee)	414-271-0158	414-225-3599	922 N. 4th St., Milwaukee, WI 53203
AP (Chicago)	312-781-0511	312-781-9213	230 N. Michigan Ave., Chicago, IL 60601
Wheeler News Service	608-257-3247	608-257-4650	217 SW State Capitol, Madison, WI 53702

A World-Class University

The University of Wisconsin-Madison, one of the nation's leading institutions of higher education, is dedicated to the support of academic freedom.

Established in 1848, the first class of 17 students enrolled February 5, 1849. Today, UW-Madison ranks as the nation's sixth largest university with 40,305 students. The student body is one of the most diverse in the country with students coming from every state in the country. Wisconsin also ranks third in the nation for foreign student enrollment.

More than 4,546 courses and 12,762 sections are offered in UW-Madison's 12 schools and colleges. Majors are available in 150 undergraduate, 182 master's, and 125 doctoral and professional degree programs.

Wisconsin has ranked among the top 10 universities in the United States in every scholarly reputational study since 1910. The quality of its undergraduate, graduate and research programs is recognized around the world.

One survey rated 49 different undergraduate programs at UW-Madison among the top 10 in the nation. Among those ranked include sociology, German, chemical engineering, geography, statistics, plant pathology, molecular biology, biochemistry, Spanish, Portuguese, zoology, political science, chemistry, economics, mathematics, and history.

UW-Madison faculty or alumni have been awarded 12 Nobel Prizes and 20 Pulitzer Prizes. There are 44 faculty members who are winners of Presidential Young Investigator awards, 10 winners of the National Medal of Science, and four Searles scholars. Forty-four professors are members of the National Academy of Sciences, 14 are members of the National Academy of Engineering, and two in the National Academy of Education. The university also ranks third in the nation in research and development expenditures.

UW-Madison is one of the nation's first land-grant colleges, establishing a tradition of research in agriculture and the life science. The founders of the university developed the "Wisconsin Idea" as making "the beneficent

influence of the university available to every home in the state."

UW-Madison is the largest institution in the University of Wisconsin System. It has the only public law and medical schools in the state as well as the only school of veterinary medicine.

UW-Madison's Schools and Colleges

College of Agricultural and Life Sciences
School of Business
School of Education
College of Engineering
School of Family Resources and Consumer Sciences
College of Letters and Science
School of Nursing
School of Pharmacy
School of Veterinary Medicine
Graduate School
Law School
Medical School

On attending UW-Madison . . .

**"If you do make the effort, you may just
be getting the biggest bang for the buck
in American education."**

Barron's 300 Best Buys in College Education

A Scenic Campus

One of the most picturesque college campuses in the country, UW-Madison lies along the beautiful shores of Lake Mendota.





One mile from the capitol, traveling down historic State Street, the city was designed so the University and state would be linked, signifying the interrelated nature of the academic and political life of Wisconsin.

Madison's lakes, rolling hills, architecture, parks and arboretum have enhanced UW-Madison's reputation for scenic beauty. The city of Madison is frequently listed among the top five best places to live in the nation.

Tree-lined Bascom Hill, which features a bronze statue of Abraham Lincoln, is one of the University's most famous landmarks. Others include North Hall, the first building on campus; the Carillon Tower in front of the Social Science building; the Library Mall, with its clock tower and fountain; and Picnic Point, a 129-acre peninsula complete with hiking and biking trails—one of the most romantic spots on campus.

A favorite area for UW students to congregate is the Memorial Union and its lake-side terrace. Here students can study or socialize against a backdrop of sailboats, canoes, sailboards, kayaks and swimmers, while enjoying the sunshine and breezes from Lake Mendota.

The Student Body

More than 40,000 students populate the 900-acre UW campus, including more than 10,065 graduate students in numerous fields.

Although a UW Board of Regents policy limits undergraduate enrollment from outside

the state to 25 percent, the University still maintains one of the nation's most diverse student bodies.

Students hail from every county in the state and every state in the nation, as well as from approximately 115 foreign countries. UW-Madison ranks third in the nation for total foreign student enrollment.

A greater effort is also being made to recruit and retain minority students and faculty. In the fall of 1994, African-Americans, Hispanics, Native Americans and other minority groups accounted for 8.9 percent of the student body.

The Community

Located in southern Wisconsin, Madison is the home of the University of Wisconsin and the state capital. Considered one of the Midwest's most vibrant communities, it offers an endearing quality of life for full-time residents and students.

With a diverse population of 198,392, Madison offers the "big city" spheres of politics, arts and entertainment, as well as the attributes of a small town. It is a family, action-oriented community that promotes participation in government, education, the arts, sports, and recreational activities.

The July 1995 issue of *Outside* magazine called Madison a Dream Town. The magazine also rated Madison as one of the top 15 "great sports towns" in the country. *U.S. News and World Report* named it one of the country's 10 Hottest Cities while *Money* mag-


"In many ways, UW-Madison provides an excellent college environment: rigorous academic standards, a competent, hardworking student body that is becoming even stronger thanks to newly increased admission standards, a diversity of political and social views passionately espoused, a large population of international students, school spirit and a college town that is cosmopolitan yet hang-loose."

Martin Nemko

How to get an Ivy League Education at a State University

azine listed it as the second most livable city in the nation in a 1993 survey.

Madison was featured on the front page of the Life section of *USA Today* on July 12, 1995. The city was also recognized by Zero Population Growth (an advocacy group) as the best U.S. city for kids.




WHERE WISCONSIN RANKS

Since 1910, the University of Wisconsin has ranked on the top ten lists in every objective national faculty reputational survey. The quality of Wisconsin's undergraduate, graduate and research programs is recognized worldwide.

The 1994 *Fiske Guide to Colleges*, the best-selling guide to colleges, gives the UW-Madison its highest academic ranking. In fact, UW-Madison is one of only eight public institutions in the country to receive the five-star rating. *U.S. News & World Report* also lists UW-Madison among 25 national universities in the "Best College Buy."

One recent survey rated 49 undergraduate programs at the UW-Madison among the top ten in the nation.

Academic, financial, and other rankings are summarized below to offer a flavor of the quality at the University of Wisconsin-Madison.



Funding and Support

► **Federal Grants:** UW-Madison ranked ninth nationally in 1992, receiving 1.2 percent of the federal budget for university research support.

► **Research and Development Funds:** UW-Madison ranked third in the country for research and development expenditures in 1993, with \$372.4 million, according to the National Science Foundation.

► **Tuition:** Over the last 10 years, tuition for resident undergraduates at the UW-Madison has been consistently lower than the average for public Big Ten schools. The UW-Madison has the second-lowest resident undergraduate tuition, behind the University of Iowa, and the third-lowest nonresident undergraduate tuition of the public Big Ten institutions.

► **Private Support:** UW-Madison ranked sixth in the nation, and first among public institutions in 1992-93 by receiving nearly \$165 million in private support.

► **Alumni:** UW-Madison is the number one ranked independently financed alumni group in the Midwest and the second largest in the U.S.

Degrees

► **Graduates:** Standard & Poor's 1994 survey lists the University of Wisconsin as one of the nation's top producers of corporate executives, ranking second in undergraduate degrees and fourth in undergraduate and graduate degrees.

► **Doctoral Degrees:** UW-Madison is a national leader in number of doctoral degrees awards. Between the school's founding and 1993, the University of Wisconsin-Madison awarded 29,628 Ph.D.s.

Departmental Academic Rankings

► **Liberal Arts:** In its first ranking of graduate programs in the liberal arts in 1992, *U.S. News & World Report* listed UW-Madison's sociology department as tops in the country. The magazine also ranked psychology 12th, history ninth, political science 10th, economics 11th, and engineering 12th.

► **Education:** The School of Education is the nation's best according to a survey by the University of Illinois released in 1994. The UW's educational administration and elementary education rank second.

► **College of Agricultural and Life Sciences:** In 1993, the College of Agricultural and Life Sciences was ranked one of the top 10 agricultural schools in the country according to *Farm Futures* magazine.


► **Journalism and Mass Communication:** The faculty at the School of Journalism and Mass Communication was rated first in the

nation in research productivity in 1988 by *Journalism Quarterly*.

► **Science Programs:** According to *U.S. News and World Report's* annual graduate school ratings, published in March 1993, six UW-Madison science programs ranked in the top 12: computer science, tied for eighth; biology, tied for ninth; chemistry, 10th; nursing, tied for 11th; health-sciences administration, tied for 12th; and engineering, 12th.

► **Libraries:** The UW-Madison has the 13th largest university library system in the United States, with more than 5.4 million books in 40 locations across campus.

► **Business:** The School of Business's MBA program ranks in the top five percent among business schools, according to *U.S. News & World Report* (1993). The real estate program ranks third and the school's risk management insurance program ranks fourth.




UW-Madison Sets the Pace

- ▶ with the oldest Scandinavian studies (1875), psychology (1888), agricultural economics (1909), genetics (1910) and wildlife management (1939) departments in the United States
- ▶ in establishing the nation's first magnetic observatory (1876)
- ▶ in discovering Vitamins A (1913) and B (1916)
- ▶ with the oldest radio station in the nation—WHA—which began broadcasting in 1917
- ▶ as the Memorial Union became the first public university union to serve beer in 1933
- ▶ in finding in 1937 that niacin supplementation prevents pellagra, a deadly disease that killed 5,000 people a year
- ▶ in the synthesizing of genes. Former biochemistry professor Har Gobind Khorana synthesizes the first gene. He received the Nobel Prize in 1968 for his work in genetic coding.
- ▶ in finding which wavelength of ultraviolet light produces skin cancer (1941)
- ▶ in discovering the anti-cancer drug, fluorouracil (early 1950s)
- ▶ as Elizabeth and James Miller, UW Medical School professor of oncology and professor emeritus of oncology, were the first to identify characteristics among chemicals that cause cancer (1950s, 60s)
- ▶ with launching the Orbiting Astronomical Observatory, the world's first true observatory in space
- ▶ in revolutionizing brain surgery, as Dr. Manucher Javid, UW Medical School professor of surgery, became the first neurosurgeon to use a solution from the age-old compound urea during brain surgery on a human (1957)
- ▶ in laying the foundation for the U.S. Food and Drug Administration adoption of Sun Protection Factor (SPF) on sunscreens (1960)
- ▶ National Organization for Women is first housed in Kathryn Clarenbach's faculty office on UW-Madison campus
- ▶ in developing new techniques to measure bone tissue loss, known as osteoporosis
- ▶ with the Biotron, a research building that can control environmental conditions for experimental purposes



- ▶ with bone marrow transplants. Using techniques developed at UW-Madison, the first bone marrow transplant in the U.S. was done at UW Hospital. A UW team also discovers how to predict the success of bone marrow transplants by matching genes.
- ▶ in finding evidence linking cancer in laboratory animals with saccharin and cyclamates
- ▶ in finding that the anti-estrogen drug tamoxifen can prevent breast cancer from recurring in certain women who have had cancer previously
- ▶ as UW Hospital and Clinics develop the nation's first Mobile Critical Care Unit, which duplicates facilities of a hospital intensive care unit and laboratories
- ▶ with the first and only medical physics department in the nation to exist within a medical school
- ▶ as UW-Madison researchers describe the atomic structure of a common cold virus
- ▶ with the establishment of the Center for Dairy Research, the nation's first such center to be established at a university (1986)
- ▶ in organ preservation breakthroughs. In 1987, Dr. Folkert Belzer used a cold storage preservation solution to preserve dog livers up to 36 hours and dog pancreases up to 72 hours. Clinical use of this new solution decreases the need for emergency transplantation, increases the number of livers and pancreases available to people who need



transplants, and improves organ sharing among transplant centers

- ▶ in improved world map projection developed by professor Arthur H. Robinson.
- ▶ with the development of the world's first genetically altered trees
- ▶ in Hector F. DeLuca, discoverer of a "super vitamin-D" compound, and continuing techniques for synthesizing the compound

The University of Wisconsin-Madison offers its student-athletes one of the premier intercollegiate athletic programs in the country.

A member of the prestigious Big Ten Conference, Wisconsin offers its student-athletes the best in education, opportunities, coaching and on-field competition at the NCAA Division I level.

With a number of sports begun more than 100 years ago, men's teams compete in basketball, cross country, football, golf, ice hockey, rowing, swimming and diving, soccer, tennis, track and field, and wrestling.

Established July 1, 1974, the 10-sport women's athletic program offers basketball, cross country, golf, lightweight rowing, rowing, soccer, softball, swimming and diving, tennis, track and field, and volleyball.

Wisconsin has ranked among the top 25 NCAA Division I programs for the past two years. In 1994-95, Wisconsin finished 17th in the Sears/National Association of Collegiate Directors of Athletics Directors Cup competition, which recognizes the best Division I college sports program in the nation.



Members of the University of Wisconsin rowing team accept the Price-Waterhouse Cup for winning the college eights division of the 1995 Henley Women's Regatta in London, England.

In 1994-95, 18 of Wisconsin's 20 sports qualified as teams or individuals for their respective national championships. The Badger football team won the 1995 Hall of Fame Bowl while the women's basketball team qualified for the NCAA tournament for only the second time in UW history. Other teams qualifying for NCAA post-season tour-



The Wisconsin men's cross country and track teams won the Big Ten Conference triple crown in 1994-95 claiming league titles in cross country, indoor track and outdoor track.

1994-95 SEARS DIRECTORS CUP

1.	Stanford	971.5
2.	North Carolina	789.5
3.	UCLA	736.5
4.	Arizona	716.5
5.	Florida	691.0
6.	Southern Cal	668.0
7.	Michigan	657.5
8.	Penn State	644.5
9.	Nebraska	637.0
10.	Texas	636.0
11.	Tennessee	627.0
12.	Arizona State	601.5
13.	California	568.5
14.	Georgia	561.0
15.	Alabama	551.0
16.	Ohio State	542.5
17.	Wisconsin	541.5
18.	Arkansas	474.5
19.	Louisiana State	464.0
	Virginia	464.0
21.	Duke	423.5
22.	Oklahoma	423.0
23.	Colorado	420.5
24.	Florida State	414.5
25.	Oklahoma State	407.0


Division I standings are computed by the National Association of Collegiate Directors of Athletics. Points awarded for each school's finish in 22 NACDA-recognized sports—10 core sports for men, 10 core sports for women and one wild card each for men and women. National champions in a sport receive 64 points, second place gets 63, etc., through the tournament field. Football points are based on the final *USA Today* Coaches Top 25 poll.



naments as teams or individuals were men's and women's cross country, men's and women's golf, ice hockey, men's and women's soccer, men's and women's swimming, women's tennis, men's and women's track and field, volleyball and wrestling. The Badger rowing teams also finished among the top 10 nationally in their respective national championships.

Wisconsin finished second in the Big Ten Conference composite rankings. The Badgers crowned three Big Ten champions with the men's cross country, men's indoor track and men's outdoor track teams winning league titles.

Wisconsin athletics—a tradition of excellence, synonymous with success.



Left: For the second year in a row, the Wisconsin football team won a bowl game. The 1994 Rose Bowl champions defeated Duke in the 1995 Hall of Fame Bowl in Tampa.

Top: In 1995, the Badger women's basketball team competed in the NCAA tournament for only the second time in program history. The program also recorded the first-ever sellout of a women's athletic event in the UW Field House.

1994-95 BIG TEN COMPOSITE RANKINGS

1.	Michigan	7.80
2.	Wisconsin	7.45
3.	Illinois	7.32
4.	Minnesota	7.18
5.	Penn State	6.71
6.	Ohio State	6.44
7.	Northwestern	6.09
8.	Indiana	5.95
9.	Iowa	5.80
10.	Purdue	5.42
11.	Michigan State	5.31

Big Ten Conference composite rankings are not sanctioned by the conference office. Points are awarded for each school's finish in 12 men's and 10 women's conference championships. The first-place team receives 11 points while the 11th-place team receives one point. The total points are divided by the number of sports in which each school participates.



The Wisconsin women's soccer team is a perennial national power having competed in six out of the last seven NCAA tournaments. The Badgers also won the inaugural Big Ten Conference tournament in 1995.



Chancellor David Ward

Chancellor David Ward, the university's 25th chief executive, is actively positioning the University of Wisconsin for continued excellence in the next century.


Ward insists that the university must be sensitive to societal changes relevant to higher education, and envisions the university as a stronger partner with public schools, businesses, industry, its alumni and friends.

"We have a tradition of excellence upon which to build and much to preserve, but I believe it is time for the university to start doing some things differently—not just doing the same things better," said Ward in "A Vision for the Future: Priorities for UW-Madison in the Next Decade."

To this end, Ward has led efforts to improve the quality of undergraduate education, improving class access and increasing undergraduate engagement in research. He has enhanced the diversity of UW-Madison and restored support for the university's infrastructure, such as libraries, laboratories and computer facilities.

Ward, who also holds the Andrew Hill Clark Professorship of Geography, was born in Manchester, England. He earned a Fulbright Travel award to the United States in 1960, received a doctorate from UW-Madison in 1963, and joined the faculty in 1966. He served as chair of the geography department and as associate dean of the Graduate School. He was named chancellor in June 1993 after serving as vice chancellor for academic affairs and, additionally, as provost.

Ward is married to Judith B. Ward, who is the executive associate director of the Waisman Center on Mental Retardation and Human Development. They have two sons.



Athletic Director Pat Richter

Pat Richter, the guiding force behind University of Wisconsin Athletics, is no stranger to the sports or business worlds.

A former UW student-athlete, professional football player, successful businessman, and family man, Richter was the perfect choice to become Wisconsin's new athletic director in December of 1989.

He was an all-America tight end for Wisconsin's 1963 Rose Bowl football team. Richter also earned Academic all-America honors in 1962, and was named Wisconsin's Big Ten Medal of Honor recipient in 1963. He earned his bachelor's degree in landscape architecture from the UW in 1964 and returned to the UW where he received his law degree in 1971.

He was inducted into the GTE/CoSIDA Academic Hall of Fame in 1995.

Richter enjoyed a long and distinguished career as a standout with the National Football League's Washington Redskins. After employment with a Madison law firm, he joined the Oscar Mayer Co., and worked his way up to vice president of personnel. Richter has the essential experience as a student, an athlete and an administrator. He is committed to excellence in the classroom as well as on the playing field. Richter is committed to Wisconsin, and to providing UW student-athletes with an experience they will cherish the rest of their lives.



Associate Director Cheryl Marra

Cheryl Marra begins her fifth year with the University of Wisconsin as the associate athletic director in charge of men's and women's basketball, men's and women's soccer, men's and women's tennis, and volleyball. She also serves as the primary women's athletic administrator to the Big Ten Conference and the NCAA.

Marra served as the women's athletic director at Denison University, a division III school in Ohio, from 1983 to 1990. She also served as an assistant professor in the Denison physical education department for seven years, the women's soccer coach for 11 years, and the women's track and field coach for nine years.

She has been a member of the NCAA's Committee on Women's Athletics since 1987, and also served as the chair of the NCAA Division I women's soccer committee.

A 1977 graduate of Slippery Rock State College with a bachelor's degree in physical education and health, Marra received her master's degree in physical education from The Ohio State University in 1983.




■ Associate Director ■ Joel Maturi

A member of the UW athletic department since 1986, Joel Maturi is the associate athletic director in charge of men's and women's cross country and track, football, ice hockey, men's and women's rowing, and wrestling.

He served as the director of facilities and game management at Wisconsin prior to his appointment as an administrator for sports programs. Maturi also served as the UW's compliance coordinator for one year.

A former head basketball coach at Edgewood High School in Madison, he led several of his teams to the state championships.

The 1967 graduate of Notre Dame played football while earning his bachelor's degree in political science. Maturi received his master's degree in educational professional development from UW-Platteville in 1985.




■ Associate Director ■ Alan Zussman

Alan Zussman begins his second year as the associate athletic director in charge of academic and student services.

He is responsible for supervising a staff of four full-time and two part-time counselors in advising student-athletes in academic and career goals.

Zussman has served as an academic advisor with the UW athletic department since 1976. Prior to his appointment at the athletic department, he was an assistant dean in the College of Letters and Science.

A graduate of the University of Wisconsin, Zussman earned his bachelor's and master's degrees in communication arts in 1970 and 1972, respectively.



■ Compliance Officer ■ Anthony Adams

Anthony Adams joins the University of Wisconsin athletic department as its director of athletic compliance in 1995.

Adams comes to Wisconsin from the University of Rhode Island where he served as the compliance officer since 1992. Adams is responsible for NCAA rules education for coaches and athletes, NCAA and Big Ten rules interpretations, monitoring NCAA and Big Ten compliance procedures, and handling any investigations and audits requested by those organizations.

A former three-year starter for Rhode Island's football team (1986-88), Adams served as the academic coordinator for athletics at Hofstra University prior to his appointment at Rhode Island. He was also a compliance assistant for the East Coast Conference for a year and a graduate assistant for the director of athletics at Rhode Island.

Adams received his bachelor's degree in management information systems from Rhode Island in 1989, and is pursuing a master's of business administration in international sports management.


Academic & Student Services

Academic excellence is emphasized at Wisconsin. Much of the credit for the impressive academic record behind many Badger athletes is the counseling system available to the student-athletes.

Associate athletic director **Alan Zussman** supervises a staff of eight counselors which conduct the program offered to the nearly 800 UW student-athletes. The advising staff of **Mary Weaver, Jean Patt, Craig Hudson, Christine Sayler, Mary Moroder, Andrew Berns, Liane Kosaki** and **Jerry Darda** have a comprehensive understanding of academics at Wisconsin, and a permanent line of communication with all University departments.

assistance, counseling sessions are offered on a one-to-one basis at a time appropriate for the athlete. Wisconsin athletes are degree-oriented while allowing for the flexibility to explore different areas. The counseling staff takes a personal approach to each athlete in determining his or her individual needs, personal or academic.

Student-athletes may receive academic honors in a number of ways. The Big Ten Conference honors scholar athletes with Academic all-Big Ten honors while the UW Athletic Board names Athletic Board Scholars for the highest grade point average in each sport. In addition, student-athletes may be nominated for Academic All-America honors through the sports information office.



**Director of Academic and Student Services,
Alan Zussman**



The Wisconsin Athletic Department's Academic and Student Services staff includes (Front Row L-R): Pat Jacobson, Lou Ann Lund, Alan Zussman, Liane Kosaki, Mary Weaver; (Back): Jerry Darda, Nancy Kreklow, Mary Moroder, Craig Hudson, Chris Sayler, Andrew Berns

Scholarships

UW-Madison is proud to offer to its prospective student-athletes one of the most comprehensive athletic scholarship programs in the nation. As a Division I member of the National Collegiate Athletic Association (NCAA), scholarships are awarded to athletes on a one-year renewable basis if scholastic and athletic commitment are maintained.

Scholarships are available in all varsity sports with the exception of rowing, which does not grant scholarships. Full scholarships include the cost of room and board in addition to tuition and fees. The selection of scholarship recipients is based on athletic ability and projected academic success at the University of Wisconsin-Madison.

Prospective student athletes who are interested in applying for grants-in-aid should contact the coach of their respective sports in care of Division of Intercollegiate Athletics, 1440 Monroe St., Madison, WI, 53711.

Undergraduate Tuition and Fee Information 1995-96

(both semesters)

Wisconsin Resident Tuition and Fee	\$2881
Minnesota Resident Tuition and Fee	\$4024
Non-Resident Tuition and Fee	\$9636
Undergraduate Room and Board	\$3955

Where to Write

Office of Undergraduate Admissions

University of Wisconsin-Madison
140 Peterson Office Building
750 University Avenue
Madison, WI 53706
Phone: (608) 262-3961

University Housing

University of Wisconsin-Madison
Slichter Hall
625 Babcock Drive
Madison, WI 53706
Phone: (608) 262-2787

Office of Student Financial Services

University of Wisconsin-Madison
432 North Murray Street, Room 231
Madison, WI 53706
Phone: (608) 262-3060

Academic & Student Services

University of Wisconsin-Madison
1440 Monroe Street
Madison, WI 53711
Phone: (608) 262-1787

Sports Medicine

The care, prevention, and treatment of injuries to Wisconsin athletes is supervised by a staff of six N.A.T.A.-certified athletic trainers. Wisconsin's Sports Medicine program features state-of-the-art facilities and the services of leading sports medicine and health care professionals.

Under the direction of head athletic trainer **Dennis Helwig**, the Sports Medicine program focuses on injury prevention. Staff members **Chuck Hart, Jan Helwig, Mike Johnson, Barb Pearson, Henry Perez-Guerra, and Andy Winterstein** utilize Cybex strength-testing devices, provide dietary analysis, measure physiological capacity and outline programs to improve flexibility. Should an injury occur, athletes are seen immediately by team physicians affiliated with the UW Hospitals and Clinics headed by **Dr. Ben Graf**.

In addition to the headquarters in the McClain Athletic Facility, auxiliary training rooms are located in the Stadium, Coliseum, Natatorium, and UW Field house. All training areas are equipped with the finest therapeutic modalities and rehabilitative apparatus. Other medical specialists assigned to athletics also assist in the diagnosis and treatment of the athletes.



The UW Strength & Conditioning program is headquartered in the McClain Athletic Facility which features a 7,000-square-foot weight training area available to the men's and women's athletic teams.



The Wisconsin Sports Medicine Facility, located in the McClain Athletic Facility, features state-of-the-art facilities for the care, prevention and treatment of injuries to Wisconsin athletes.

Strength & Conditioning

The Wisconsin strength and conditioning program is a sophisticated blend of science, technology and one-on-one attention to each athlete.

Weight training areas in the McClain Center and Camp Randall Stadium feature Nautilus equipment, free weights, and stereo music in spacious, carpeted rooms. Four full-time and one part-time weight training instructors monitor and advise all Wisconsin student-athletes. Head strength and conditioning coach **John Dettman** along with assistant coaches **Robert Hackett, Steve Myrland, Stieg Theander and Scott Hettenbach** work with the individual sport coaches to develop programs specific for that sport.

The UW also offers a sports nutrition program to assist athletes in meeting their nutritional demands and body composition goals.

Sports Information

Directing the communications for the 10 women's sports in the Division of Intercollegiate Athletics is the responsibility of the Women's Sports Information Office. This office utilizes a variety of communications systems to provide student-athletes the opportunity to be recognized for their athletic endeavors.

The office provides and maintains many resources such as records, fact sheets, photographic files, statistics, media guides and event programs in meeting the information requests of the media, coaches, administrators, opponents and the general public.

Women's Sports Information Director **Tamara J. Flarup**, associate director **Diane K. Nordstrom** and intern **Debbie Rosenfeld** maintain close contact with local, regional and national media as well as the athlete's hometown media in providing information. The office prepares news releases, designs sports brochures and media guides, covers all women's sports, and provides post-event results for print and electronic media.

Athletes at the University of Wisconsin benefit from outstanding sports facilities. From practice and competitive areas to athletic and weight training, Wisconsin offers modern and well-equipped facilities for its athletes.

The Wisconsin Field House, which seats 11,500, is the practice and competitive facility for the Badger basketball and volleyball teams. The Field House features four locker rooms, an athletic training area and state-of-the-art scoreboard, sound and lighting systems.

The Camp Randall Memorial Sports Center or Shell, located next to Camp Randall Stadium, is a multi-purpose facility used by all students. A newly resurfaced 200-meter Martin rubber track surrounds four basketball/volleyball courts that double as throwing and jumping areas for indoor track meets. With a seating capacity of 2,500, the Shell is the site of a numerous track meets including the 1996 Big Ten Women's Indoor Track Championship.

One of the most versatile buildings is the McClain Athletic Facility. Over 76,000 square feet of artificial turf offers the ideal indoor practice facility for football, soccer and track. The lower level features the headquarters of the Badgers Sports Medicine staff and a fully-equipped weight room. Locker rooms for football, and men's and women's track are also located on the lower level.

The Wisconsin tennis teams have the competitive advantage of playing year-round at one of the best college facilities in the



Opened in 1988, the McClain Athletic Facility offers indoor practice facilities for football, soccer and track and field. A 90-yard artificial turf practice area is contained in the 76,380 square foot main floor.

United States—the Nielsen Tennis Stadium. The stadium features 18 tennis courts (12 indoor and six outdoor), five squash courts, one squash doubles court, and seats 1,500 spectators. The stadium is named for Arthur C. Nielsen, founder of the Nielsen television rating system. Nielsen captained the Wisconsin men's tennis team from 1916 to 1918 while a student in electrical engineering.

One of the newest facilities at Wisconsin is the outdoor track and soccer complex located at the west end of campus. The Dan McClimon Memorial Track, named for the former UW men's coach, features a newly resurfaced 400-meter Martin rubber track. The track, which was the site of the 1994 Big Ten Conference Outdoor Track Championship, surrounds the Olympic size, natural

grass soccer field. The facility, which is fully lighted, was completed during the fall of 1993. Building permanent seating with locker rooms and a media facility is scheduled to begin in the near future.

The swimming and diving teams have the luxury of two pools for practice and competition—the Natatorium and Southeast Recreational Facility. The "Nat" contains an eight-lane, 25-yard racing pool equipped with an automatic Colorado Timing System and digital readout score board. The 50' x 40' separate diving well is fitted with three one-meter and two three-meter Dura (Maxi) Flex boards. The SERF facility features an indoor long course pool with movable bulkheads that more than double the program's training space.



The Wisconsin Field House, home to the Wisconsin basketball and volleyball teams, saw record crowds for women's basketball in 1995 including the first ever sell-out of a UW women's athletic event.

Situated between five lakes, Madison is the perfect location for a rowing program. The Badger crews are headquartered in the boat house, situated on Lake Mendota. The boat house provides the Badger crews with an indoor rowing tank during the winter season. During the warm months, crews can often be seen on any one of the five Madison lakes.


With the opening of University Ridge in 1991, UW golfers now have the opportunity to compete on one of the finest facilities in the Midwest. The par 72, 18-hole course was designed by Robert Trent Jones Jr. The facility also features a 15,000 square foot practice green and 5,000 square foot chipping green.

The newest UW facility is for the newest UW sport—softball. The Badgers compete on the field located on the west end of campus.

The Southeast Recreational Facility (SERF) is one of two pools used by the swimming and diving teams



The outdoor track and soccer complex is located on the west end of the UW campus. The track features a 400-meter Martin rubber surface with throwing and jumping areas in the infield. The soccer field is Olympic size and natural grass.



One of the premier collegiate tennis facilities in the country, Nielsen Tennis Stadium features 12 indoor and six outdoor tennis courts.



University Ridge, the University of Wisconsin-Madison golf course, opened in 1991. Located on a 585-acre tract, the undulating course includes deep woods, hills, a natural pond and prairie.



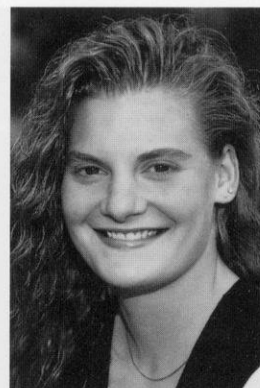
3 **Kesa Dillon**
Guard • 5-10 • Sr.
Oakland, CA
Holy Names



5 **Stacy Riemer**
Guard • 5-7 • Jr.
Chilton, WI
Chilton



1
0 **Keisha Anderson**
Guard • 5-7 • Sr./Jr.
Racine, WI
Washington Park



2
2 **Ann Klapperich**
Forward • 6-1 • So.
Fond du Lac, WI
Goodrich




3
1 **Katie Voigt**
Guard • 6-1 • Jr.
Woodruff, WI
Lakeland



3
3 **Tanisha Boston**
Forward • 6-0 • Fr.
Milwaukee, WI
Bay View



3
4 **Karie Cattanaach**
Guard • 5-10 • Sr./Jr.
Markesan, WI
Markesan




4
0 **Jennah Hartwig**
Forward • 6-0 • So.
Janesville, WI
Parker



4
2 **Jenny Rhodes**
Forward • 6-0 • Jr./So.
Milwaukee, WI
Lutheran




4
3 **Michele Burkholder**
Forward • 6-0 • So.
Janesville, WI
Parker



4
4 **Barb Franke**
Center • 6-2 • Sr.
Cedar Falls, IA
Cedar Falls



5
0 **Tracy Winkler**
Forward • 6-2 • Sr.
Chilton, WI
Chilton






5
5 **Amy Wiersma**
Center • 6-5 • Fr.
Randolph, WI
Randolph



COACH
Jane Albright-Dieterle
Head Coach • Second Year



Life in Madison





1995-96 Wisconsin Women's Basketball

NOVEMBER

SUNDAY	NOVEMBER 5	ATHLETES IN ACTION	1:30 p.m.
		(Exhibition)	
SUNDAY	NOVEMBER 19	EXHIBITION (ISRAEL)	1:30 p.m.
Tuesday	November 28	Western Michigan	7:30 p.m.
THURSDAY	NOVEMBER 30	DRAKE UNIVERSITY	7:00 p.m.

DECEMBER

Saturday-Sunday	December 2-3	at Texas Tech Tournament, Lubbock, TX	
Saturday	December 2	Austin Peay vs. Wisconsin	1:00 p.m.
		Illinois State vs. Texas Tech	3:00 p.m.
Sunday	December 3	Consolation, 1:00 p.m.; Championship, 3:00 p.m.	
Thursday	December 7	at Western Illinois	6:00 p.m.
SATURDAY	DECEMBER 9	ILLINOIS STATE	1:30 p.m.
WEDNESDAY	DECEMBER 13	UW-GREEN BAY	7:00 p.m.
WEDNESDAY	DECEMBER 27	MICHIGAN	7:00 p.m.
FRIDAY	DECEMBER 29	INDIANA	7:00 p.m.

JANUARY

Friday	January 5	at Iowa	7:00 p.m.
Sunday	January 7	at Ohio State (SportsChannel TV)	1:00 p.m.
Tuesday	January 9	at Marquette	7:00 p.m.
FRIDAY	JANUARY 12	MICHIGAN STATE	7:00 p.m.
Tuesday	January 16	at Northern Iowa	7:00 p.m.
FRIDAY	JANUARY 19	MINNESOTA	7:00 p.m.
Sunday	January 21	at Illinois	2:00 p.m.
FRIDAY	JANUARY 26	PURDUE	7:00 p.m.
SUNDAY	JANUARY 28	PENN STATE (SportsChannel TV)	12:00 p.m.

FEBRUARY

Friday	February 2	at Northwestern	7:00 p.m.
Sunday	February 4	at Minnesota	2:00 p.m.
THURSDAY	FEBRUARY 8	TENNESSEE	7:00 p.m.
Sunday	February 11	at Michigan State	2:00 p.m.
FRIDAY	FEBRUARY 16	OHIO STATE	7:00 p.m.
SUNDAY	FEBRUARY 18	IOWA (SportsChannel TV)	12:00 p.m.
Friday	February 23	at Indiana	7:30 p.m.
Sunday	February 25	at Michigan	2:00 p.m.

MARCH

Friday-Monday	March 1-4	at Big Ten Tournament, Butler University, Indianapolis, IN	
---------------	-----------	--	--

Home games, indicated in capital letters, are played at the University of Wisconsin Field House.

All times listed are local in the location of the host school.

Courtside Reserved Season Ticket - \$40 (includes 14 home games) Reserved parking also available.

UW-Madison Student Season Ticket - \$20 (includes 14 home games)

Single Game Reserved Ticket (courtside) - \$5

General Admission Single Game (adult) - \$5; (UW students, all students 18 years and under and seniors) \$2

Ticket office: (608)262-1440 or 1-800-GO-BADGER

