



LIBRARIES

UNIVERSITY OF WISCONSIN-MADISON

Wisconsin hockey 1997-98 [media guide].

Madison, Wisconsin: [s.n.], 1967

<https://digital.library.wisc.edu/1711.dl/P7AHSJX6LUJBP9C>

<http://rightsstatements.org/vocab/InC/1.0/>

The libraries provide public access to a wide range of material, including online exhibits, digitized collections, archival finding aids, our catalog, online articles, and a growing range of materials in many media.

When possible, we provide rights information in catalog records, finding aids, and other metadata that accompanies collections or items. However, it is always the user's obligation to evaluate copyright and rights issues in light of their own use.


WISCONSIN HOCKEY



Joe Bianchi



Brad Englehart



Erik Raygor



Rick Enrico

1997-98



HEAD COACH JEFF SAUER

- ▶ Begins his 27th year of coaching in the WCHA in '97-98, the longest coaching stint in league history.
- ▶ Has 545 career wins entering the season, just 11 wins shy of becoming the WCHA's winningest coach.
- ▶ Ranks sixth on the NCAA Coaches all-time win list.
- ▶ Is one of only three active coaches to win 500 games and coach in 1,000 contests.
- ▶ Is Wisconsin's career coaching leader in years (16), victories (379) and games (641).
- ▶ Guided the Badgers to eight straight NCAA appearances from 1987-95, including two NCAA titles and three final four showings.





WISCONSIN HOCKEY

CREDITS

The 1997-98 Wisconsin hockey media guide was produced by the Sports Information Office, edited and designed by Julie Kluge, Assistant Director. Editorial assistance by Steve Malchow, Director; Justin Doherty, Associate Director; Stephen Graddy, Research Intern; Britt Kinder, Bill Pfeiffer, Lauren Price, Carla Swinehart, Student Assistants.

COVER CREDITS

Cover design by Earl Madden of UW Publications. Cover photos by Ross Dettman (players) and Mike DeVries (Sauer). Kohl Center photo compliments of Chuck McEniry.

The 1997-98 UW seniors (front and back) and juniors (inside back) are featured on the covers of this year's media guide. The inside cover features the Kohl Center, future home of the UW hockey team and Head Coach Jeff Sauer who enters his 27th year of coaching in the WCHA this season.

PHOTOGRAPHERS

Greg Anderson, Del Brown, Ross Dettman, Jeff Miller, Jay Salvo and Cary Schlimovitz.

Copies of this guide are available to the general public by sending cash, check or money order for \$12 to:

Barb Wyatt
Sports Information Office
1440 Monroe Street
Madison, WI 53711

CONTENTS

1997-98 Preview18-22

Outlook and rosters

The Badger Staff24-36

Bios on the coaching staff, support staff and administration

Meet the Badgers38-52

Bios on the players

1996-97 In Review54-66

A recap of last year, including individual and team statistics, results and game summaries

UW Opponents68-83

Information on the Badgers' opposition this season, including league and non-league foes

The WCHA.....85-90

Includes last year's standings, league statistical leaders and the 1997-98 composite slate

The History Books92-118

Year-by-year results, the NCAA championship years, coaches records and information on the Bradley Center and Bank One Showdown

Badger Records120-138


All individual records, team and opponent marks, class records and yearly hat tricks

Honors & Awards.....140-152

Includes all-Americans, Olympians, NHL players, both past and present and team awards


Media Information154-160

Radio and TV information, directions to the Coliseum and the 1997-98 UW schedule



The 1994-95 and 1996-97 UW hockey media guides were judged Best in the Nation by the College Sports Information Directors of America (CoSIDA).

THE UNIVERSITY




The University of Wisconsin

A first-class education. A world-renowned university. One of the most beautiful campuses in the nation. Outstanding cultural and social life. The University of Wisconsin has it all.

Founded in 1848, the University of Wisconsin has been recognized as one of the nation's leading institutions of higher learning. *U.S. News & World Report*, in a 1993 issue, included UW-Madison in a list of the "Best College Buys."

From the initial class of 17, the student population has grown to a current enrollment of more than 40,000 students, the seventh-largest school in the U.S.



- Wisconsin is one of just 60 members of the Association of American Universities, the most prestigious organization of higher education in the U.S.

- University libraries house more than 5.5 million volumes, 14th-most in the nation according to the Association of Research Libraries.

- The UW had \$415 million in research and development funds in 1995-96, third-most in the nation according to a National Science Foundation survey.

- Wisconsin received \$164 million in voluntary support for the 1994-95 school year, ranking first nationally among public colleges and universities.

- According to a *Standard & Poor's* survey, Wisconsin is one of the nation's top producers of corporate executives, ranking second in undergraduate degrees.


- The 1983 Assessment of Research-Doctorate Programs in the United States reported that 15 departments on campus were rated in the top 10 in the nation.

- The University boasts the top-rated department of education in the nation according to 1990 and 1994 studies conducted at the University of Illinois.


- The Wisconsin Alumni Association is the second-largest independently financed group in the United States.

- Throughout its history, the UW-Madison has produced 13 Nobel Prize winners, 22 Pulitzer Prize winners, 46 members of the National Academy of Sciences, 15 members of the National Academy of Engineering and two members of the National Academy of Education.

- The University was a runner-up in the 1993 Rochester Institute of Technology / *USA Today* Quality Cup competition.




UW-MADISON



"A list of first-rate academic programs at Madison would be as complete as a college catalog elsewhere. There are 70 programs considered in the top 10 nationally."


— Fiske's Guide to Colleges 1996



The University of Wisconsin Sets the Pace ...

- in discovering Vitamins A and B.
- in discovering the anti-cancer drug, fluorouracil.
- in finding evidence linking cancer in laboratory animals with saccharine and cyclamates.
- as the Memorial Union became the first public university union to serve beer in 1933.
- in finding which wavelength of ultraviolet light produces skin cancer.
- with the first and only medical physics department in the nation to exist within a medical school.
- in developing tests for phenyl-ketonuria (PKU), a congenital disease of children.
- with the establishment of the Center for Dairy Research, the nation's first such center to be established at a university.
- in finding that the anti-estrogen drug, tamoxifen, can prevent breast cancer from recurring in certain women who previously had cancer.
- finding in 1937 that niacin supplementation prevents pellagra, a deadly disease that killed 5,000 people a year.
- in the synthesizing of genes. Biochemistry professor Har Gobind Khorana synthesized the first gene, for which he later received the Nobel Prize in 1968.
- with bone marrow transplants. Using techniques developed at UW-Madison, the first bone marrow transplant in the U.S. was done at UW Hospital. Today more than 10,000 transplants are performed yearly, giving new hope to patients with leukemia and immune deficiency diseases.
- with the Orbiting Astronomical Observatory, the world's first true observatory in space.
- as UW Hospitals and Clinics develop the nation's first Mobile Critical Care Unit, which duplicates facilities of a hospital intensive care unit and laboratories.
- as Elizabeth and James Miller, UW Medical School professors of oncology, were the first to identify characteristics among chemicals that cause cancer.
- as UW-Madison researchers describe the atomic structure of the common cold virus.
- in revolutionizing brain surgery, as Dr. Manucher Javid, UW Medical School professor of surgery, became the first neurosurgeon to use a solution from the age-old compound area during brain surgery on a human.
- in developing new techniques to measure bone tissue loss, known as osteoporosis.
- with the late Dr. Howard M. Temin of McArdle Laboratory and his co-worker discovering reverse transcriptase (independently discovered by Dr. David Baltimore). This enzyme explains how retro-viruses cause cancer and AIDS. Temin's work led to his selection as a co-recipient of the 1975 Nobel Prize in Medicine.
- in organ preservation break-throughs. In 1987, Dr. Folkert Belzer used a cold storage preservation solution to preserve dog livers up to 36 hours and dog pancreases up to 72 hours. Clinical use of this solution decreases the need for emergency transplants, increases the number of livers and pancreases available to people who need transplants, and improves organ sharing among transplant centers.

MADISON



"Madison, Wis., is not the best place to live. It is the perfect place to live," says Donna Shalala, former UW-Madison Chancellor who is in her second term as President Clinton's Secretary of Health and Human Services.

MONEY'S 10TH ANNUAL SURVEY

(Best places to live in the U.S.)

1. **MADISON, WIS.**
2. Punta Gorda, Fla.
3. Rochester, Minn.
4. Fort Lauderdale, Fla.
5. Ann Arbor, Mich.
6. Ft. Myers, Fla.
7. Gainesville, Fla.
8. Austin, Tex.
9. Seattle, Wash.
10. Lakeland, Fla.



The Nation's No. 1 City

Madison was chosen the No. 1 place to live in America in *Money* magazine's 1996 list of the nation's most livable cities. Following are excerpts from *Money's* eighth annual survey.

"Mad-City, as locals call it, is also Fun City, especially if you like boats and bikes. The Mendota and Monona lakes are separated by a half-mile-wide isthmus that serves as downtown Madison. Add in three other large lakes, and Dane County can satisfy any type of boating preference.

Cyclers have more than 150 miles of trails and routes to pedal. Cross country skiers glide through more than 100 miles of trails. Saturdays in the fall are reserved for rooting on UW's revered Badger football team. Another popular May through October ritual is the farmer's market. Around the corner you can catch an earful at the Madison Civic Center where the Chamber Orchestra and Madison Symphony perform, and Pulitzer prize-winning plays are staged."

MADISON



With a diverse population of more than 200,000, Madison offers the unique combination of big-city excitement and small-town charm. Madison is an action-oriented community that promotes participation in government, education, sports, arts and recreation.

MAD ABOUT MADISON

August 1997 — *Zero Population Growth* rates Madison as the sixth-most "kid-friendly" city in the nation in a survey of 219 cities in the U.S. with populations over 100,000.

July 1996 — *Money* magazine lists Madison as No. 1 among the 300 biggest U.S. metropolitan areas in the Best Places to Live in America ranking.

April 1995 — *U.S. News & World Report* ranks Madison the third-hottest city for growth.

June 1995 — *Zero Population Growth* ranks Madison as the healthiest city in the country to raise children.

July 1995 — *Outside* magazine lists Madison as one of seven "Dream Towns" in the United States.

July 1995 — *USA Today* does a cover story in its "Life" section detailing the virtues of Madison.


July 1995 — *Swing* magazine ranks Madison first in its top 10 places to live for "Generation X-ers."

October 1995 — *Paddler* magazine ranks Madison among its top 10 canoe towns.

October 1995 — *Bicycling* magazine ranks Madison the fourth-best city in the U.S. and Canada for biking.

August 1994 — *Midwest Living* magazine ranks Madison the best midsize city get-away and Wisconsin as the top state for vacation.

CAMPUS



"Madison is the campus that's never mentioned when the 'What are the prettiest schools in the world?' question pops up. But it should be!"

— Author Bob Wood
Big Ten Country




The University of Wisconsin campus rolls along the shores of majestic Lake Mendota, encompassing wooded hills, friendly shores, and busy city streets. Relax on the Memorial Union terrace with sailboats and canoes in the background. Stroll or bike along the lakeshore path to Picnic Point, one of the most romantic spots on campus. Or spend an hour alone with your thoughts walking the trails of the UW arboretum, a 1,300-acre natural area in the middle of the city.

Filmmakers have selected the campus as the location for films about college life; one was the 1986 summer hit *Back to School* with Rodney Dangerfield.


In the fall of 1993, MTV included UW-Madison as one of four campuses to feature during its "Guide to Higher Education" tour.

There are many famous landmarks on campus, including tree-lined Bascom Hill, where young John Muir attended classes. America's foremost conservationist, he later became founder of the Sierra Club and father of the national park system. Other landmarks include North Hall, the first building on campus, and Van Hise Hall, the tallest building on campus.

Wisconsin students include some of the nation's foremost scholastic achievers. The diversification of the student body and the UW make a truly special educational experience.



CAMPUS LIFE



A Winning Combination



There is more to life than just the classroom. The University and city of Madison offer a wealth of social and recreational opportunities to complement academic opportunities.

Intramural sports and fitness-building activities are a way of life. Swimming, running, tennis, squash, racquetball, weight training, aerobic exercise classes, intramural basketball, rugby, soccer, touch football, and more — all are encouraged. The facilities for fitness activities are both modern and extensive. And don't forget your bike. A system of bicycle routes exists throughout the campus and the city.

Certainly one of the big attractions of the UW-Madison is the opportunity to watch major collegiate athletic competition. Big Ten football and basketball and Western Collegiate Hockey Association hockey share the spotlight here. But a good share of the fun comes from watching the UW men's and women's track and soccer teams and more than 20 other varsity sports. As a member of the team or a spectator, you will enjoy the big-time sports scene at Wisconsin.

There is also a rich cultural and artistic environment. Internationally renowned performing artists appear in the Memorial Union Theater, Madison Civic Center and at University concert halls. Fine art can be found at the university's Elvehjem Museum of Art and the Madison Art Center.

In all, Madison combines natural beauty, extensive cultural opportunities, and a healthy local economy, to produce an outstanding quality of life for students.



ACADEMICS

UNIVERSITY OF WISCONSIN COLLEGES & SCHOOLS

Agricultural & Life Sciences
Business
Continuing Studies
Education
Engineering
Environmental Studies
Family Resources &
Consumer Sciences
Graduate School
International Studies
Law School

Letters and Science
Journalism & Mass Communication
Library and Informational Studies
Medical School
Music
Natural Resources
Nursing
Pharmacy
Social Work
Veterinary Medicine



UW Madison Rankings

● The School of Education is ranked No. 1 in the nation according to a study conducted at the University of Illinois in 1990. In departmental rankings, Wisconsin placed second in educational administration and policy studies.

● *U.S. News & World Report's* annual graduate school rankings, published in 1993, ranked the UW-Madison in the top 12 of six science programs. The rankings were: computer science (tied for eighth), biology (tied for ninth), chemistry (10th), nursing (tied for 11th), health services administration (tied for 12th) and engineering (12th). Additionally, the magazine rated the UW's sociology department No. 1 in the nation.

● The School of Business' MBA program ranks in the top five percent among all schools in a 1993 *U.S. News & World Report* survey. The school's real estate program ranks third and the risk management program ranks fourth, the publication added.

● UW Hospitals and Clinics is among the leading transplant centers in the nation. In 1993, *U.S. News and World Report* ranked the hospital among the top three percent in the U.S.

● The plant pathology department tied for first with the University of Cal-Davis in a 1986 study by the National Research Council of the National Academy of Sciences.

● The forestry department was the top research department in the country in 1986, according to the Department of Agriculture.

ACADEMICS

NOTABLE ALUMNI

ARTS

Mason Adams, Emmy Award-winning actor on "Lou Grant"; Jerry Bock, co-composer of "Fiddler on the Roof" and "Fiorello"; Joan Cusack, Academy-Award nominee and actress in "Working Girl"; Steve Miller, rock singer; Thomas L. Miller, TV writer/producer of "Happy Days," "Laverne and Shirley," "Bosom Buddies," and "Perfect Strangers"; Gena Rowlands, actress; Tom Wopat, actor on "Dukes of Hazzard"; David and Jerry Zucker, movie producers of "Airplane" and "Naked Gun".

BUSINESS

Kenneth Behring, owner of the Seattle Seahawks; Jerome A. Chazen, Chazen Capital Partners, former CEO of Liz Claiborne, Inc.; Paul J. Collins, VP of Citibank Europe, London; Susan A. Davis, CEO, Susan Davis International; Ab Nicholas, president of the Nicholas, Co.; Arthur C. Nielsen, Jr., chairman emeritus of A.C. Nielsen Co.; Lee R. Raymond, chairman and CEO of Exxon; Bud Selig, owner of the Milwaukee Brewers.

GOVERNMENT

Gov. Tommy Thompson (Wisconsin); Sen. Herb Kohl (Wisconsin); Sen. Russ Feingold (Wisconsin); Sen. Charles Robb (Virginia); Mayor John Norquist (Milwaukee); former Mayor Paul Soglin (Madison).

EDUCATION

Roland Barden, president of Moorhead State University; Mickey Burnim, chancellor, Elizabeth City State University; Harold Lundy, president, Grambling State University; Kathryn Mohrman, president, Colorado College; Patti McGill Peterson, president, St. Lawrence University; Paul Risser, president, Miami University; Linda Wilson, president, Radcliffe College.

The University of Wisconsin-Madison is a world-class center of research and learning, one of the most comprehensive and highly ranked universities in the world. It is one of only a handful of public universities to receive a five-star rating from the *Fiske Guide to Colleges*. Its schools and departments annually rank in the top 10 in the U. S.



Madison's nearly 40,000 students come from more than 115 countries and every state in the U.S. It has one of the largest international student enrollments of any U.S. university. The UW-Madison is internationally renowned for its research. In recent years it has ranked in the top five among all U.S. universities in terms of funded research, according to the National Science Foundation. Its faculty have won the most highly regarded of awards, including the Nobel Prize, the Pulitzer Prize and the National Medal of Science.

As one of the nation's major research institutions, the university maintains extensive research facilities—more than two dozen libraries, 35 specialized collections, three museums and numerous research centers.

Madison was one of only eight universities nationally chosen for Total Quality Management partnership with top American corporations.

"Professors at UW-Madison are certainly among the nation's best, with Nobel laureates, National Academy of Science members, and Guggenheim Fellows scattered liberally among the departments."

— Fiske's Guide to Colleges, 1996



ATHLETICS

Wisconsin Athletics Among the Nation's Best



Participating in athletics at the University of Wisconsin guarantees an opportunity to compete at the highest level. The Badgers have developed a national reputation as one of the top all-around schools in Division I-A.

As a member of the Big Ten and WCHA, Badger student-athletes receive the best in education, coaching, athletic competition, facilities and support.

Wisconsin demonstrated again in 1996-97 that it is one of the NCAA's top all-sports programs. The Badgers once again ranked nationally in the all-encompassing Sears Directors' Cup last year. Wisconsin has placed in the nation's top 20 for all-sports excellence in all four years of the Cup.

The 1996-97 season saw the men's crew team win a national title, while the Badger men's and women's cross country, indoor and outdoor track teams plus the women's soccer team won Big Ten titles. The men's track team crowned three individual champions at the national meet, the most of any school.

Additionally, the football team played in its third bowl game in four seasons and the men's basketball team earned an NCAA tourney appearance for just the second time in 50 years.



ACADEMICS & ATHLETICS

1996-97 BIG TEN COMPOSITE FINISH

1.	Michigan	8.26
2.	WISCONSIN	7.63
3.	Minnesota	7.48
4.	Ohio State	6.75
5.	Illinois	6.66
6.	Penn State	6.13
7.	Michigan State	5.79
8.	Northwestern	5.78
9.	Indiana	5.76
10.	Purdue	5.58
11.	Iowa	5.52

(Based on dividing total points by number of sports in which the school participates; conference champions in a sport receive 11 points, second place 10, etc.)



Achieving national recognition in both academics and athletics is a difficult challenge for universities today. The University of Wisconsin is one of the few institutions that has earned praise for its work in the classroom and on the playing fields.

The Association of American Universities (AAU) was founded in 1900 by a group of 14 universities, which included the UW-Madison, offering the Ph.D. degree. Today the AAU consists of 60 American universities and two Canadian universities. Membership is by invitation only.

Balancing the academic requirements of an outstanding institution with the demands of collegiate athletic competition is difficult. However, the University of Wisconsin has attacked the challenge and succeeded.

Inclusion in the Association of American Universities, three recent bowl championships, an NCAA men's soccer championship and eight consecutive appearances in the NCAA hockey tournament from 1987-95 are evidence that academics and athletics do indeed mix at the UW-Madison.

During the 1996-97 season, 130 UW student-athletes were named academic all-Big Ten, with two athletes Bryan Jurewicz (football) and Matt VanderZanden (track and field) earning GTE academic all-America distinction.

The Association of American Universities (AAU)

Arizona
Brandeis
Brown
California Institute of Technology
Carnegie-Mellon
Case Western
Catholic University*
Chicago*
Clark*
Colorado
Columbia*
Cornell*
Duke
Emory
Florida
Harvard*
Illinois
Indiana
Iowa
Iowa State
Johns Hopkins*

Kansas
Maryland
McGill
M.I.T.
Michigan*
Michigan State
Minnesota
Missouri
Nebraska
New York University
North Carolina
Northwestern
Ohio State
Oregon
Penn State
Pennsylvania*
Pittsburgh
Princeton*
Purdue
Rice
Rochester

Rutgers
Stanford*
S.U.N.Y.
Syracuse
Texas
Toronto
Tulane
UC-Berkeley*
UC-Davis
UC-Irvine
UCLA
UC-San Diego
UC-Santa Barbara
USC
Vanderbilt
Virginia
Washington (Mo.)
Washington
WISCONSIN*
Yale*

*founding university

LEARNING CENTER



THE FETZER CENTER

The sparkling new Wade Fetzer Academic Learning Center opened last spring to aid Badger student-athletes in the pursuit of their scholastic goals. The fully-equipped facility includes study rooms, a computer facility equipped with 22 computers, a 55-seat auditorium, conference rooms and offices for the academic affairs staff.

Academic Affairs Office

The primary objectives of the Department of Academic Affairs are to ensure the academic success of all UW student-athletes and to promote the best possible academic experience for those student-athletes. Much of the credit for the impressive academic record of many Badger athletes is the counseling system available to them.

The Wisconsin Student Affairs program is offered to the nearly 700 UW student-athletes. The advising staff has a comprehensive understanding of academics at Wisconsin, and a permanent line of communication with all University departments. They are available to assist student-athletes in registration and course selection, monitor progress toward degrees and offer career guidance.

As part of this effort, the Academic Affairs Office coordinates study groups for selected courses, provides access to tutors, and plans a variety of academic and career planning events throughout the academic year. Examples of such events are career nights devoted to resume writing and interviewing skills; freshmen seminars which cover topics of special interest to student-athletes (i.e. nutrition, health and safety issues, dealing with the media); and faculty/advisor night which provides academic program information prior to registration.

For those athletes who request assistance, counseling sessions are offered on a one-to-one basis at a time appropriate for the athlete. More than 100 tutors are available for student-athlete utilization.


Wisconsin athletes are encouraged to be degree-oriented while allowing for the flexibility to explore different areas. The counseling staff takes a personal approach to each athlete in determining his or her individual needs, whether they be personal or academic.



SPORTS MEDICINE

THE TRAINING ROOM

The Wisconsin sports medicine staff utilizes a wide variety of facilities and equipment to help athletes rehabilitate and minimize the loss of general fitness during recuperative time. Student-athletes have the use of a rehabilitation swimming pool, Cybex equipment, the Impulse Inertial Exercise System, Stairmasters, and Fitron Bicycles, during times of rehabilitation and recovery.



The Athletic Training Staff



The Wisconsin Sports Medicine program features state-of-the-art facilities and the outstanding services of leading sports medicine and health care professionals. The UW Sports Medicine staff, headed by Dennis Helwig, employs seven full-time certified athletic trainers, three graduate assistants, and one part-time athletic trainer/physical therapist.

Combined, the athletic training staff brings more than 50 years of experience in providing health care to intercollegiate athletes. Olympic Games, World Championships, Olympic Festivals and extensive foreign travel highlight the varied and unique backgrounds and experiences the staff brings to the University and its student-athletes.

The Sports Medicine program focuses on injury prevention. Staff members utilize Cybex strength-testing devices, provides dietary analyses, measures physiological capacity and outlines programs to improve an athlete's flexibility.

The UW is one of a handful of schools in the nation with an on-site X-ray machine, enabling physicians to quickly and thoroughly evaluate injuries and prescribe treatment and rehabilitation.

STRENGTH & CONDITIONING



The Strength & Conditioning Staff

The Wisconsin strength and conditioning program is a sophisticated blend of science, technology and one-on-one attention to each athlete. Throughout the year, the UW athletes spend more time working on strength and conditioning than any other aspect of their game.

During the off-season, athletes work on strength improvement, speed, power, agility and conditioning. The in-season program is devoted to continuation of strength gains and performance-related conditioning.

Each year when freshman players arrive, baseline measures of strength, speed, power, agility, flexibility and endurance are collected. Measures of body composition, weight and frame-size are also recorded. With this information, goals are set for development and maintenance. Individual computerized programs are established for each player by hockey strength and conditioning coach Chris Doyle.

FREE WEIGHTS

- 45,000 pounds of free weights
- 8 squat racks
- 8 bench press stations
- 8 incline press stations
- 10 flat-to-incline benches
- 4 military press stations
- 5 power clean platforms
- 6 lunge/set-up platforms

MACHINES & DUMBBELLS

- 8 pull/push down stations
- 3 complete sets of dumbbells
- 3 neck machines
- 1 arm development area
- 2 bear squat machines
- 3 leg extension machines
- 3 leg curl machines
- 1 multi-hip station
- 2 dip/leg raise stations
- 2 hyper extensions
- 2 leg sleds
- 2 Hammer® strength benches
- 2 Hammer® strength leg curls
- 1 Hammer® strength incline
- 1 seated calf machine
- 2 standing calf machines
- 2 Stairmasters®
- 3 Universal® aerobicycles
- 1 Nautilus assisted chin/dip

THE COLISEUM

WISCONSIN ATTENDANCE

Year (GP) Total Avg.

Hartmeyer Arena

1963-64 (15)	8,937596
1964-65 (17)	27,9491,644
1965-66 (16)	24,8441,553
1966-67 (14)	20,7631,483

Dane County Coliseum

1967-68 (16)	49,3633,085
1968-69 (19)	64,2983,384
1969-70 (13)	86,4656,651*
1970-71 (16)	109,9406,871*
1971-72 (20)	157,1427,857*
1972-73 (20)	167,9028,395*
1973-74 (20)	168,2398,412*
1974-75 (22)	185,6838,440*
1975-76 (18)	152,4768,471*
1976-77 (27)	217,5328,502*
1977-78 (25)	204,1928,652*
1978-79 (23)	199,0448,654*
1979-80 (20)	172,9568,647*
1980-81 (24)	206,4358,601*
1981-82 (28)	240,0958,575*
1982-83 (25)	212,4608,498*
1983-84 (24)	200,1268,339*
1984-85 (24)	198,8908,287*
1985-86 (22)	185,3888,427*
1986-87 (22)	179,0398,138*
1987-88 (24)	200,8438,368*
1988-89 (23)	183,1748,326*
1989-90 (25)	211,5288,461*
1990-91 (22)	188,2088,555*
1991-92 (19)	160,3328,439*
1992-93 (18)	154,6658,593*
1993-94 (18)	154,1388,563
1994-95 (19)	158,9298,365†
1995-96 (16)	133,6008,350††
1996-97 (16)	130,6758,167††

Totals (680) 5,116,2508,439+

* NCAA leader; +Since 1969-70;

†Capacity lowered to 8,500.

††Capacity lowered to 8,101

Note: Not included in averages — exhibition games; two WCHA playoff games at Hartmeyer that drew 4,991 in 1976-77 and two playoff games at Hartmeyer in 1977-78 that drew 5,193.



Home to Badger Hockey for 30 Years

The Dane County Coliseum marks its 30th season as the home of the Badger hockey team in 1997-98.

Known as one of college hockey's finest facilities by fans coaches and players alike, the Coliseum is furnished with theatre-style seating for more than 8,100. It is the third largest collegiate ice facility in the nation.

Beginning with the '94-95 season, the ice surface was widened to an impressive 200' by 97', making for wide-open, exciting, fast-paced hockey. Capacity was lowered from 8,644 to 8,101 to accomodate that change.

Prior to the 1996-97 season, eight luxury suites were added to the south end of the rink. These suites, with room for 12, feature buffet bars, private restrooms, dimmable lights, TV monitors and private entrances.


Recognized as the home of the nation's best collegiate hockey fans, the Dane County Coliseum hosted the nation's largest crowds for 24 years straight (1970-93).

The Badgers played their first game at the Dane County Coliseum on Nov. 24, 1967, beating Superior State 11-3. Since then, the UW has played in front of millions of avid hockey fans. On Oct. 19, 1996, the 5,000,000th hockey fan passed through the turnstiles at the Coliseum to witness the Cardinal and White on home ice.

For the past three years, the Badgers have sold out 42 of 48 home dates, including all 16 home dates during the 1995-96 season. In 1981-82, the Badgers drew 240,095 fans for 28 home games to set the all-time NCAA season record. The 1978-79 average attendance of 8,654 set an NCAA and UW record.

The Coliseum has also played host to college hockey tournaments. In March of 1995, the Dane County Coliseum hosted the NCAA West Regional Hockey Championships. The Coliseum will also be the site of the 1999 NCAA West Regional. This year it is the site of the inaugural Team Cheerios Ice Breaker Invitational, which will signify the start of the college hockey season. The tournament takes place on Oct. 10-11.

THE KOHL CENTER



A World-Class Facility

The future home of the Wisconsin hockey team will be the Kohl Center. Designed and built as one of the premier facilities in the country for intercollegiate athletics, the Kohl Center will accommodate 16,500 for basketball, 14,145 for hockey and 15,000 for campus and community events.

The Kohl Center is named for U.S. Sen. Herb Kohl (D-Wisconsin), a 1956 graduate of the UW-Madison, who donated \$25 million to the project. Kohl's gift is the single largest private donation in University history.

Former all-Big Ten basketball player Albert "Ab" Nicholas and his wife, Nancy Johnson Nicholas, gave \$10 million toward the project. For their generosity, the facility's practice gymnasium will be named the Nicholas-Johnson Pavilion.

Another financial boost to the project came in the form of a \$2.5 million gift from the Kellner family — Jack F. and his sons, Ted and Jack W. — of Milwaukee.

The facility will cost \$76 million with \$45 million coming from private gifts and \$27 million in state program revenue bonds.

The Kohl Center will encompass 450,000 gross square feet rising 90 feet about ground. The building includes two full-service concourses, with the main concourse ceiling measuring 23 feet high. The unique design of the Kohl Center (with two overhanging balconies) guarantees that all fans will be close to the action with excellent sight lines.

The facility also includes 36 suites (28 in the lower concourse and eight in the upper concourse). Each suite is designed to hold 12 individuals.



DID YOU KNOW ...

- it would take 1,351,990,520 hockey pucks to fill the Kohl Center?
- that 653,037 construction hours and a \$22,356,297 payroll went into building the Kohl Center?
- that the 40,000 cubic yards of concrete in the Kohl Center could build a sidewalk from Madison, Wis. to Chicago?
- the 40,000-square feet of glass in the Kohl Center is enough for 166 homes?



1997-98 PREVIEW

Badger Outlook

Senior Leadership Will Key Badger Success in 1997-98

The topic of goals is part of many preseason team meetings and no doubt one of the goals in the minds of this year's Badger squad is a return to the NCAA Tournament. With a good nucleus of returning players, the 1997-98 Badgers will rely on the experience of their senior-dominated team to accomplish that goal. With 19 letterwinners returning, eight of whom are seniors, the biggest key to the success of this year's Badger squad will be the play of the senior class. Wisconsin will depend heavily on the leadership that group of seniors needs to provide if the UW is to achieve its goals.

"You look to your older players for strength and leadership," said head coach Jeff Sauer. "We have a lot of guys up front who have experience and we obviously will look to those guys to score goals and lead the team offensively."

Wisconsin lost only five players off last year's team that went 15-21-2 overall and 15-15-2 in WCHA play. With nine of the 10 top scorers back from the '96-97 team, offensive production should be a strength of this year's squad.

On the blueline, the Badgers have five returning lettermen in addition to four newcomers, including redshirt freshmen Alex Brooks and Jeff Dessner.

Sophomore Mike Valley returns to stake claim to the starting spot in goal, as he saw action in 10 games last season, with starts in five games.

A solid recruiting class includes six newcomers, three forwards, two defensemen and one goaltender.

"We brought in a great freshmen class," said Sauer. "If you look at what we needed to shore up, we brought in six quality players who will have the opportunity to contribute in their rookie seasons."

FORWARD

Letterwinners Returning — 12

Letterwinners Lost — 2

Newcomers — 3

The Badgers return seven of their top eight scoring forwards from 1996-97, led by a group of five seniors — Joe Bianchi, E.J. Bradley, Brad Englehart, Rick Enrico and Mark Smith — who accounted for 57-76-133 (over 40 percent of total scoring) last season. Combine that with captain Erik Raygor's return after missing most of the '96-97 season following knee surgery, and the Badgers appear to have the tools to make an offensive

impact this year.

Raygor, who tallied 13-17-30 in his junior season (1995-96), has 31 career goals at the UW and will be counted on to lead the offensive charge. Englehart and Bianchi ranked first and second, respectively, in team scoring in '96-97, registering season-best totals in goals, assists and points. Both have the potential of being 20-goal scorers for the Badgers this year.

Englehart, a draft pick of the Mighty Ducks of Anaheim, scored in 23 of 35 games last year, including scoring hat tricks on two occasions. Bianchi leads his teammates in virtually every career offensive category, including goals (36), assists (46), points (82), game-winning (9) and shorthanded (7) goals and is tied for the team career lead in power-play goals (11, with Raygor).

Other returning letterwinners at forward include Bradley, Enrico and Smith. All three are coming off their

CAPSULE SUMMARY

FORWARDS (18)

Joe Bianchi*
Dan Bjornlie*
E.J. Bradley*
Mike Cerniglia
Brad Englehart*
Rick Enrico*
Kevin Granato**
Dan Guenther
Yuri Gusak*
Dustin Kuk*
Woody Levin
T.R. Moreau*

Erik Raygor*
Steve Reinprecht*
Niki Siren*
Mark Smith*
Chad Stauffacher**
Andy Wheeler**

Matt Peterson*
Tim Rothering*
Steve Sabo*
Rick Spooner**
Rob Vega**


DEFENSEMEN (10)

Craig Anderson*
Alex Brooks
Ted Carlson
Jeff Dessner
Luke Gruden*

GOALTENDERS (3)

Graham Melanson**
Jake Soper*
Mike Valley*


*letterwinner
**newcomer



Senior Erik Raygor returns to captain the Badgers after taking a medical redshirt in 1996-97.



Senior Brad Englehart, an assistant captain, led the 1996-97 Badger squad in scoring with 17-19-36.



Senior assistant captain Rick Enrico tallied 10-15-25 last season, one of four returning players to score double-figure goal totals.

best seasons as Badgers. Bradley enters the season with the longest games-played string on the team (42), coming off a season where he nearly tripled his scoring output from his sophomore year. Enrico finished last season with 114 shots on goal, second only to classmate Bianchi. He is one of four returning forwards to score in double-figure goal totals last season. Smith contributed 19 points in '96-97 and has the potential to increase that output in his senior campaign.

Joining the senior class of forwards is a talented sophomore group that held their own last year, gaining invaluable experience in the process.

Dustin Kuk, T.R. Moreau, Steve Reinprecht and Niki Siren, arguably the most talented group of rookie forwards in the WCHA last season, enjoyed very productive first-year campaigns and will be another factor in the Badgers' success this season.

Kuk finished fifth among WCHA rookies in points (5-17-22) and Reinprecht (11-9-20), who ended the year 10th among WCHA rookies in scoring, was one of just six league

rookies to break the double-figure mark in goals. He is also one of four returning UW players to score in double figures in the goal category.

Adding support at forward are junior winger Yuri Gusak, the team's plus-minus leader last year and sophomore forward Dan Bjornlie, a walk-on who contributed five assists in 28 games in his rookie season.

Three rookies — Kevin Granato, Chad Stauffacher and Andy Wheeler — look to break into the lineup after coming to the Badgers from successful junior and prep programs.

Both Granato and Stauffacher helped lead the Green Bay Gamblers to two consecutive regular-season and national junior championships in 1995-96 and 1996-97. Granato and Stauffacher were first and second, respectively, in scoring for the Gamblers last year.

Andy Wheeler, a walk-on, played high school hockey for Duluth (MN) East, the same high school of former UW all-American defenseman Sean Hill.

The Badgers lost two forwards to

graduation, Darren Haley and Chris Exarhos. Haley finished his senior year as the team's third-leading scorer with 14-13-27.

DEFENSE

Letterwinners returning — 5

Letterwinners lost — 2

newcomers — 2

The Badgers possess experience on defense, returning five of six letterwinners — Craig Anderson, Luke Gruden, Matt Peterson, Tim Rothering and Steve Sabo—who have combined to play in 328 games at the UW. The defensive corps will need to improve on its offensive contribution as those five combined for 15 goals in 1996-97.

Juniors Tim Rothering and Luke Gruden will be looked to to spark the UW's attack from the blueline. Rothering, the Badgers' offensive leader on defense tallied 5-14-19 in '96-97, despite missing five of the last 10 games hampered by an injury to his wrist. That injury held Rothering to just one point in the last six weeks of the season.

'97-98 Outlook

Seniors Matt Peterson and Steve Sabo and junior Craig Anderson round out the returning defensemen. Peterson is the Badgers' experience leader pacing his defensive teammates with 73 games under his belt. Sabo, a versatile defenseman who has also played forward at the UW, chipped in 4-8-12 last season.

Much will depend on the healthy return of redshirt freshmen Alex Brooks and Jeff Dessner, who missed all of last season with back injuries. Both Brooks, 6-2, 190, and Dessner, 6-2, 195, possess the size and physical play that could make them impact players.

Two rookies join the defensive group. Rob Vega, a Madison native, played prep hockey at Madison Edgewood before spending the '96-97 season with the Victoria Salsa of the British Columbia Junior Hockey League (BCJHL). Vega left Edgewood as the Crusader's all-time defensive scoring leader and paced Salsa defensemen in scoring with 8-24-32.


Rick Spooner also played junior hockey in Canada with the Pickering Panthers of the Metro Junior A Hockey League (MJHL).

GOAL

Letterwinners returning — 2
Letterwinners lost — 1
newcomers — 1

The biggest loss will be felt in goal with the departure of second-team all-American Kirk Daubenspeck. The Madison native finished his career at the UW as the all-time save leader with 3,517 career stops. Daubenspeck set numerous records in his senior year including the UW and WCHA mark for most saves in a game with 75 versus Colorado College in the first round of the WCHA playoffs.

His understudy, sophomore Mike Valley, would like nothing better than to step into the regular starting spot vacated by Daubenspeck. After a freshman season in which he played in 10 games and earned five starts, Valley



Senior Joe Bianchi is the Badgers' career leader in goals (36), assists (46) and points (82).



Sophomore Dustin Kuk ranked fourth in team scoring last year and was one of the league's top-scoring newcomers.

went 2-3-0 with wins over conference opponents Minnesota-Duluth and Michigan Tech. Valley sported a 3.39 goals-against average and an .892 save percentage.

Challenging Valley for playing time will be junior Jake Soper, who redshirt-

ed the 1996-97 season. Soper has seen action against five WCHA teams including a victory over St. Cloud State during the 1994-95 season.

Freshman Graham Melanson, who played with the Omaha Lancers of the USHL last season, was 19-5-1 with a 2.84 goals-against average and an .890 save percentage.

SCHEDULE

Wisconsin's 36-game schedule includes 16 games against teams that made the NCAA tournament in 1996-97. With Northern Michigan re-joining the CCHA this season, four non-conference games were added to the Badger slate. The UW added home and home contests with Nebraska Omaha (coached by former UW assistant Mike Kemp) and Notre Dame (the first regular-season series with the Fighting Irish since the 1980-81 season).

The Badgers open the 1997-98 hockey season hosting the inaugural Team Cheerios Ice Breaker Invitational. Boston University (Hockey East), Clarkson (ECAC), Michigan State (CCHA) and Wisconsin (WCHA) make up the first-year field in college hockey's preseason tournament.

Other highlights on the Badger schedule include games at Michigan and Michigan State for the fifth annual College Hockey Showcase and the ninth annual Bank One Badger Hockey Showdown, held this year on December 27-28. This year's Bank One Showdown features Northern Michigan (CCHA), Harvard (ECAC) and Boston College (HEA).

Wisconsin opens its home season this year against league-rival Minnesota on Nov. 7-8. It will mark the 200th and 201st meetings between the two schools.

The North Dakota Fighting Sioux, the defending NCAA Champions, come to Madison on Dec. 5-6. It will be the first series between the two teams in Madison since February of 1996.

Alphabetical Roster

No.	Name, Pos.	Shoots/Catches	Height	Weight	Year	Birthdate	Hometown / Previous Team
17	Craig Anderson **, D	L	6-1	190	Sr./Jr.	1-6-76	Brooklyn Park, Minn. / Park Center HS
21	Joe Bianchi ***, C	R	5-9	185	Sr.	8-17-75	Bloomington, Minn. / Jefferson HS
28	Dan Bjornlie *, C-W	L	5-10	175	So.	10-17-77	Eagan, Minn. / Eagan HS
19	E.J. Bradley ***, W	L	5-11	185	Sr.	1-1-75	New Hyde Park, N.Y. / Wexford (MTJHL)
12	Alex Brooks, D	R	6-2	195	So./Fr.	8-21-76	Madison, Wis. / Green Bay (USHL)
2	Ted Carlson, D	L	6-2	195	Jr./So.	11-11-76	Rosemount, Minn. / Rosemount HS
33	Mike Cerniglia, F	R	6-0	185	So./Fr.	5-17-76	Madison, Wis. / North Iowa (USHL)
16	Jeff Dessner, D	L	6-2	190	So./Fr.	4-16-77	Glenview, Ill. / Taft School (Watertown, CT)
9	Brad Englehart ***, C	L	6-0	190	Sr.	9-16-75	Fredericton, N.B. / Kimball Union Academy (N.H.)
26	Rick Enrico ***, W	L	5-11	205	Sr.	12-6-74	Edina, Minn. / St. Paul (USHL)
32	Kevin Granato, C	L	6-0	160	Fr.	11-24-77	Lisle, Ill. / Green Bay (USHL)
4	Luke Gruden **, D	R	6-0	195	Jr.	1-24-76	Hastings, Minn. / Green Bay (USHL)
15	Dan Guenther, F	L	5-11	175	Jr./So.	2-3-76	Elm Grove, Wis. / Tabor Academy
11	Yuri Gusak **, W	R	5-10	170	Jr.	1-20-75	Riga, Latvia / Vail (AFHL)
18	Dustin Kuk *, W	L	6-1	200	So.	1-29-79	Livonia, Mich. / Bramalea (MJHL)
3	Woody Levin, F	R	5-10	180	So.	10-16-78	Glencoe, Ill. / Chicago Young Americans
29	Graham Melanson, G	L	5-10	175	Fr.	3-10-77	Plymouth, Nova Scotia / Omaha (USHL)
10	T.R. Moreau *, W	R	5-10	175	So.	2-17-77	Rockford, Ill. / Deerfield (Mass.) Academy
6	Matt Peterson ***, D	L	6-1	190	Sr.	2-15-75	Maple Grove, Minn. / Osseo HS
23	Erik Raygor **, W	R	6-1	210	Sr.	1-7-73	Superior, Wis. / Kent State University
27	Steve Reinprecht *, C	L	6-0	185	So.	5-7-76	Edmonton, Alberta / St. Albert (AJHL)
24	Tim Rothering **, D	L	6-0	190	Jr.	1-28-75	Madison, Wis. / Kelowna, BC (BCJHL)
7	Steve Sabo ***, D	R	6-1	190	Sr.	1-7-73	Madison, Wis. / Kent State University
20	Niki Siren *, C-W	L	6-2	190	So.	5-2-76	Kouvola, Finland / Kookoo Juniors
22	Mark Smith ***, W	L	6-1	195	Sr.	7-13-75	Apple Valley, Minn. / Hill-Murray HS
30	Jake Soper **, G	L	6-1	180	Sr./Jr.	4-8-76	Menomonie, Wis. / Menomonie HS
34	Rick Spooner, D	L	6-1	190	Fr.	6-29-78	Scarborough, Ontario / Pickering (MJHL)
25	Chad Stauffacher, W	R	6-0	210	Fr.	6-22-76	Sun Prairie, Wis. / Green Bay (USHL)
35	Mike Valley *, G	L	6-0	190	So.	9-3-76	Delta, B.C. / Chilliwack (BCJHL)
13	Rob Vega, D	R	6-1	195	Fr.	9-20-77	Madison, Wis. / Victoria (BCJHL)
31	Andy Wheeler, W	L	5-9	180	Fr.	1-13-79	Duluth, Minn. / East HS

*-Letters won

DRAFTED

Craig Anderson New York Rangers, 8th round, 1994
 E.J. Bradley Philadelphia Flyers, 9th round, 1993
 Jeff Dessner New York Rangers, 7th round, 1996
 Brad Englehart Mighty Ducks of Anaheim, 8th round, 1994
 Matt Peterson Mighty Ducks of Anaheim, 7th round, 1993

BREAKDOWN BY CLASS

Freshmen 9
 Sophomores 9
 Juniors 5
 Seniors 8

Note: Totals indicate eligibility years.

Numerical Roster

No.	Name, Pos.	Shoots/Catches	Height	Weight	Year	Birthdate	Hometown / Previous Team
2	Ted Carlson, D	L	6-2	195	Jr./So.	11-11-76	Rosemount, Minn. / Rosemount HS
3	Woody Levin, F	R	5-10	180	So.	10-16-78	Glencoe, Ill. / Chicago Young Americans
4	Luke Gruden **, D	R	6-0	195	Jr.	1-24-76	Hastings, Minn. / Green Bay (USHL)
6	Matt Peterson ***, D	L	6-1	190	Sr.	2-15-75	Maple Grove, Minn. / Osseo HS
7	Steve Sabo ***, D	R	6-1	190	Sr.	1-7-73	Madison, Wis. / Kent State University
9	Brad Englehart ***, C	L	6-0	190	Sr.	9-16-75	Fredericton, N. B. / Kimball Union Academy (N.H.)
10	T.R. Moreau *, W	R	5-10	175	So.	2-17-77	Rockford, Ill. / Deerfield (Mass.) Academy
11	Yuri Gusak **, W	R	5-10	170	Jr.	1-20-75	Riga, Latvia / Vail (AFHL)
12	Alex Brooks, D	R	6-2	195	So./Fr.	8-21-76	Madison, Wis. / Green Bay (USHL)
13	Rob Vega, D	R	6-1	195	Fr.	9-20-77	Madison, Wis. / Victoria (BCJHL)
15	Dan Guenther, F	L	5-11	175	Jr./So.	2-3-76	Elm Grove, Wis. / Tabor Academy
16	Jeff Dessner, D	L	6-2	190	So./Fr.	4-16-77	Glenview, Ill. / Taft School (Watertown, CT)
17	Craig Anderson **, D	L	6-1	190	Sr./Jr.	1-6-76	Brooklyn Park, Minn. / Park Center HS
18	Dustin Kuk *, W	L	6-1	200	So.	1-29-79	Livonia, Mich. / Bramalea (MJAHL)
19	E.J. Bradley ***, W	L	5-11	185	Sr.	1-1-75	New Hyde Park, N.Y. / Wexford (MTJHL)
20	Niki Siren *, C-W	L	6-2	190	So.	5-2-76	Kouvola, Finland / Kookoo Juniors
21	Joe Bianchi ***, C	R	5-9	185	Sr.	8-17-75	Bloomington, Minn. / Jefferson HS
22	Mark Smith ***, W	L	6-1	195	Sr.	7-13-75	Apple Valley, Minn. / Hill-Murray HS
23	Erik Raygor **, W	R	6-1	210	Sr.	1-7-73	Superior, Wis. / Kent State University
24	Tim Rothering **, D	L	6-0	190	Jr.	1-28-75	Madison, Wis. / Kelowna, BC (BCJHL)
25	Chad Stauffacher, W	R	6-0	210	Fr.	6-22-76	Sun Prairie, Wis. / Green Bay (USHL)
26	Rick Enrico ***, W	L	5-11	205	Sr.	12-6-74	Edina, Minn. / St. Paul (USHL)
27	Steve Reinprecht *, C	L	6-0	185	So.	5-7-76	Edmonton, Alberta / St. Albert (AJHL)
28	Dan Bjornlie *, C-W	L	5-10	175	So.	10-17-77	Eagan, Minn. / Eagan HS
29	Graham Melanson, G	R	5-10	175	Fr.	3-10-77	Plymouth, Nova Scotia / Omaha (USHL)
30	Jake Soper **, G	L	6-1	180	Sr./Jr.	4-8-76	Menomonie, Wis. / Menomonie HS
31	Andy Wheeler, W	L	5-9	180	Fr.	1-13-79	Duluth, Minn. / East HS
32	Kevin Granato, C	L	6-0	160	Fr.	11-24-77	Lisle, Ill. / Green Bay (USHL)
33	Mike Cerniglia, F	R	6-0	185	So./Fr.	5-17-76	Madison, Wis. / North Iowa (USHL)
34	Rick Spooner, D	L	6-1	190	Fr.	6-29-78	Scarborough, Ontario / Pickering (MJAHL)
35	Mike Valley *, G	L	6-0	190	So.	9-3-76	Delta, B.C. / Chilliwack (BCJHL)


*-Letters won

BIRTHDATES

19732
19741
19757
197611
19776
19782
19792


GEOGRAPHIC BREAKDOWN

Illinois4
Michigan1
Minnesota9
New York1
Wisconsin9
Canada5
Finland1
Latvia1



BADGER PERSONNEL

Head Coach Jeff Sauer



JEFF SAUER
16TH YEAR AT UW
27TH CAREER YEAR

"Dean" of WCHA Coaches

Jeff Sauer begins the 1997-98 season on the verge of adding two more prominent milestones to his long list of coaching achievements. This year, Sauer enters his 27th year of coaching in the WCHA, the longest coaching stint in league history. It also marks his 16th year at Wisconsin, the longest ever for a Badger coach. (The late John MacInnes, who previously held the league's longevity mark, coached Michigan Tech for 26 seasons from 1956-82.) In addition, Sauer is 11 wins away from becoming the league's all-time winningest coach, currently trailing MacInnes who holds the WCHA coaching mark with 555 career wins.

Sauer begins the '97-98 season with an overall record of 545-456-43 and a UW mark of 379-230-32. He has coached 641 games as the Badgers head mentor, the most of any UW coach, and 1,044 career games as a coach in the WCHA. He enters this season sixth on the NCAA college hockey coaches all-time win list.

An Elite Club

With a 3-1 victory over Alaska-Anchorage on Jan. 6, 1995, Sauer became just the seventh coach in NCAA history to win 500 games. He is one of only four active Division I coaches to surpass the 500-win mark. During the 1995-96 season, Sauer reached another milestone coaching in his 1,000th game on Feb. 17 at Northern Michigan. He is the third coach in NCAA history to win 500 games and coach in 1,000 games. Only Ron Mason (Michigan State) and Len Ceglarski (Boston College) have more wins and games. Sauer has 545 wins entering this season in 1,044 games.

At Wisconsin

Sauer has coached 15 seasons at the UW and holds Badger records for most games (641), most wins (379) and now holds the record for coaching longevity (16 years). Under Sauer's guidance, Wisconsin has flourished. He has guided two Badger squads — the 1982-83 and 1989-90 teams — to NCAA titles. He has recorded three 30-win seasons (1982-83, 1987-88, 1989-90), the most of any UW coach. In WCHA play, the UW has finished in the league's top three 12 times.

Sauer's teams have averaged 25 victories per year and posted at least 24 wins 11 times. Compiling an impressive 379-230-32 record (.616), his Badger teams have earned NCAA tournament bids eight of the last 10 years.

The Playoffs

The Badgers have been very successful in the playoffs, amassing a stellar 59-29-2 (.667) mark in postseason play under Sauer. Noted for their second-half surges, the Badgers own a cumulative 205-117-18 (.629) record from Jan. 1 through the playoffs since 1982-83. That record improves to 127-69-12 (.639) from Feb. 1 through the playoffs in that same time period.

Jeff Sauer needs just 11 wins to become the WCHA's all-time winningest coach. Prior to the start of the 1997-98 season, Sauer's 545 career victories were 10 shy of John MacInnes' current league record of 555 wins.



On International Ice

From the United States to the Soviet Union, from Sweden to Finland, Coach Jeff Sauer has left his mark around the world. In addition to being one of college hockey's top coaches, Sauer has been a noticeable presence on the international scene as well. He is very active in USA Hockey and dedicated to its commitment to the development and promotion of hockey at all levels in the U.S. Sauer has been chosen frequently to coach U.S. teams in international competition.

In August of 1997, Sauer was one of two coaches chosen to coach the U.S. Select Team at the Tampere Cup in Finland. The team, made up of 20 of the top American-born collegiate players, competed against top international teams. In the spring of '95, Sauer was head coach of the U.S. National Team for the World Championships in Stockholm and Gavle, Sweden. The U.S. team finished first in Group B emerging from first-round action with a 3-0-2 record. With wins over Austria (5-2), Norway (2-1) and the Czech Republic (4-2) and ties against Sweden (2-2) and Finland (4-4), the United States advanced to the medal round, before losing its first game to Canada (4-1).

Sauer was a finalist for both the 1992 and 1994 U. S. Olympic coaching jobs. In April of 1992, Sauer was an assistant coach for the U.S. at the World Tournament in Prague, Czechoslovakia.

He was head coach of Team USA in the 1990 Goodwill Games. Prior to the Games, Team USA beat the Soviet Union's National Team in an exhibition contest at the Oakland Coliseum. It was the first time since 1980 that a U.S. squad had beaten a team from Russia.

SAUER MILESTONES

- Sauer's first win as a Badger head coach was on Oct. 15, 1982, in a 4-3 win at Bowling Green State.
- On March 26, 1983, Sauer won his first NCAA title in a 6-2 win over Harvard in Grand Forks, N.D. He became the first coach to win an NCAA title in his rookie season with a team.
- On Jan. 6, 1995, Sauer recorded his 500th career victory with a 3-1 win over Alaska Anchorage. He became one of only two active Division I coaches to win that many games. At Wisconsin, no other coach in any sport had ever won 500 career contests.
- Sauer coached in his 1,000th career game on Feb. 17, 1996, at Northern Michigan, a 5-4 victory. He is one of only three coaches in college hockey history to win 500 games and coach in 1,000 games.
- With the start of the 1997-98 season, Sauer will begin his 27th year of coaching in the league, the longest stint of any coach in WCHA history.

ALL-TIME WINNINGEST COACHES

Name (Schools)	Wins
1. Ron Mason (LSS, BGSU, MSU)	775
2. Bob Peters (UND, Bemidji State)	700
3. Len Ceglarski (Clarkson, BC)	674
4. John MacInnes (Michigan Tech)	555
5. Jack Parker (Boston University)	549
6. JEFF SAUER (CC, Wisconsin)	545
7. Jack Riley (USMA)	542
8. Don Roberts (Gustavus Adolphus)	532
9. Jerry York (Clarkson, BGSU, BC)	509
10. Ed Saugestad (Augsburg College)	503

Under Sauer's guidance, Team USA advanced to the gold medal game against the Soviet Union, losing a 4-3 decision in a shootout at the end of sudden death.

In 1989, Sauer coached the USA Select Team at the Pravda Cup in Leningrad. In the spring of 1985, he served as an assistant coach to Dave Peterson for the USA Hockey Team that participated in the annual IIHF (International Ice Hockey Federation) World Championships in Prague.

Sauer has also coached at the Olympic Festival (1987), served on the U.S. Olympic Hockey Committee (1984) and been a member of the Rules Committee.

In the Off-Season

During the summer, Sauer works various hockey camps throughout the country, including his own Wisconsin hockey schools which are located in Madison and St. Louis.

He also assists at Bob Johnson's school in Aspen (Colo.) and works as a counselor for Stan Mikita's hockey camp for the hearing-impaired in Chicago.

As an Assistant

Sauer began his coaching career at Colorado College as an assistant to the legendary Bob Johnson in 1966. In addition to his coaching duties with the hockey program, Sauer was an assistant baseball coach.

In 1968, he followed Johnson to Wisconsin becoming his first full-time assistant at the UW. Sauer was an assistant coach for the Badgers in 1970, when the UW made its first ever appearance in the NCAA tournament. He served in that capacity until 1971, when he accepted the head coaching job at Colorado College.

Jeff Sauer




Photo by Dave Situka

SAUER RECORD VS. '97-98 OPPONENTS

TEAM: CAREER RECORD, UW RECORD

Alaska Anchorage: 9-2-3, 9-2-3
 Boston College: 5-7-0, 5-7-0
 Boston University: 5-7-0, 5-6-0
 Clarkson: 1-2-0, 0-2-0
 Colorado College: 45-21-1, 45-21-1
 Denver: 60-41-6, 36-17-4
 Harvard: 4-1-0, 3-0-0
 Michigan: 14-19-1, 3-5-0
 Michigan State: 15-15-0, 2-4-0

TEAM: CAREER RECORD, UW RECORD

Michigan Tech: 47-29-3, 40-11-2
 Minnesota: 41-78-7, 24-50-4
 Minnesota-Duluth: 58-53-4, 33-32-4
 Nebraska-Omaha: first meetings
 North Dakota: 56-53-4, 39-24-4
 Northern Michigan: 36-22-5, 36-22-5
 Notre Dame: 15-22-1, 1-1-0
 St. Cloud State: 18-12-3, 18-12-3

The Sauer Record

Year	School	GP	W	L	T	Pct.
1971-72	Colorado College	32	13	19	0	.406
1972-73	Colorado College	34	10	24	0	.294
1973-74	Colorado College	32	13	17	2	.438
1974-75	Colorado College	39	23	16	0	.590
1975-76	Colorado College	36	15	20	1	.431
1976-77	Colorado College	40	13	25	2	.350
1977-78	Colorado College	41	18	22	1	.451
1978-79	Colorado College	38	12	24	2	.342
1979-80	Colorado College	39	21	17	1	.551
1980-81	Colorado College	36	17	19	0	.472
1981-82	Colorado College	36	11	23	2	.333

11-year Colorado College Record 403 166 226 11 .426

1982-83	Wisconsin	47	33	10	4	.745
1983-84	Wisconsin	39	21	17	1	.551
1984-85	Wisconsin	42	25	17	0	.595
1985-86	Wisconsin	42	27	15	0	.643
1986-87	Wisconsin	42	23	18	1	.560
1987-88	Wisconsin	45	30	13	2	.689
1988-89	Wisconsin	46	25	16	5	.598
1989-90	Wisconsin	46	36	9	1	.793
1990-91	Wisconsin	44	26	15	3	.625
1991-92	Wisconsin	43	27	14	2	.609
1992-93	Wisconsin	42	24	15	3	.607
1993-94	Wisconsin	42	26	15	1	.631
1994-95	Wisconsin	43	24	15	4	.605
1995-96	Wisconsin	40	17	20	3	.463
1996-97	Wisconsin	38	15	21	2	.421

15-year Wisconsin Record 641 379 230 32 .616

26-year College Coaching Record 1,044 545 456 43 .543

Postseason Play/Honors

WCHA Coach of the Year

WCHA Coach of the Year

NCAA Champions; WCHA Playoff Champions

NCAA Tournament; WCHA Playoff Champions

NCAA Tournament

NCAA Champions; WCHA Playoff & Regular-Season Champions

NCAA Tournament

NCAA Runners-up

NCAA Tournament

NCAA Tournament

NCAA Tournament; WCHA Playoff Champions

At CC, where he served as head coach from 1971-82, Sauer won 166 games and was twice named WCHA Coach of the Year. His first award came following his rookie season, and the second followed the 1974-75 campaign when Colorado College posted a 23-16-0 record and finished third in the WCHA.

Personal

Sauer is a 1965 graduate of Colorado College, where he earned a bachelor's degree in sociology. During his undergraduate years, he competed in both varsity hockey (winger) and baseball (pitcher/outfielder) for the Tigers, earning four letters in baseball and three in hockey. He served as an assistant captain for hockey in his senior season. He attended Washington High School in St. Paul, Minn., lettering nine times in hockey (3), baseball (3) and football (3). He earned all-city (hockey and baseball) and all-state honors (hockey).

His father, Ted, coached high school hockey at St. Paul (Minn.) Central and was inducted into the UW-Platteville Hall of Fame in 1993.

Jeff and his wife, Jamie, have a son, Chip, a senior at the UW, and a daughter, Beth.

Yearly Highlights

1982-83 — In his first year at Wisconsin, Sauer accomplished what no other first-year college hockey coach had ever done. His Badgers captured the 1983 NCAA Championship, earned the No. 1 ranking in the final poll, and posted one of the best marks in school history (33-10-4).

Four members of that team—Pat Flatley, Chris Chelios, Bruce Driver and Marc Behrend—also played in the 1984 Winter Olympic Games in Sarajevo, Yugoslavia.

1987-88 — The Badgers won their first-ever WCHA playoff championship, defeating North Dakota (2-1) and Minnesota (3-1) to claim the Broadmoor Trophy. Earlier in the year, Wisconsin won the Great Lakes Invitational Tournament with wins over Michigan (6-0) and Michigan State (4-3). The Badgers finished the season with a 30-13-1 mark and Sauer's second 30-win season at Wisconsin.

SAUER'S NHL PLAYERS

Listed below are former Badgers who are currently playing in the NHL and were coached by Sauer at Wisconsin.

Jim Carey	Boston Bruins
Chris Chelios	Chicago Blackhawks
Bruce Driver	New York Rangers
Pat Flatley	New York Rangers
Tony Granato	San Jose Sharks
Sean Hill	Ottawa Senators
Curtis Joseph	Edmonton Oilers
Scott Mellanby	Florida Panthers
Dan Plante	New York Islanders
Paul Ranheim	Hartford Whalers
Barry Richter	Boston Bruins
Mike Richter	New York Rangers
Gary Suter	Chicago Blackhawks
Chris Tancill	Dallas Stars

1989-90 — In one of Wisconsin's finest seasons, the team posted a 36-9-1 record, en route to capturing the school's fifth NCAA Championship and the second of Sauer's tenure. The Badgers won both the WCHA regular-season and playoff championships. The WCHA regular-season title was only the second in UW history. The Badgers' 36 victories in '89-90 marked the third time under Sauer that a Wisconsin team won 30 or more games. No other Badger coach can claim that distinction.

1991-92 — Sauer's Badgers surprised the college hockey world, finishing as the NCAA runners-up. Receiving the sixth seed in the West, Wisconsin was an underdog to advance to the final four. The UW proceeded to upset the No. 3 seed New Hampshire (4-2) and the No. 2 seed St. Lawrence (5-2) to qualify for the NCAA Championship.


In the semifinals, Wisconsin knocked off Michigan (3-2) before losing to Lake Superior State (5-3). It marked the second time in three years Wisconsin played for the NCAA title.

1992-93 — The Badgers advanced to the NCAA tournament after a second-place finish in the WCHA. The Badgers came within seconds of advancing to their third final four appearance in four years but fell to Michigan 4-3 in overtime at Joe Louis Arena.

1994-95 — Wisconsin claimed Sauer's fourth WCHA Playoff title with wins over Denver (5-4) and regular-season champion Colorado College (4-3, ot) at the St. Paul Civic Center. The Badgers fell one game shy of earning a trip to the NCAA finals. In the NCAA West Regional at the Dane County Coliseum, Wisconsin beat Michigan State (5-3) before losing to Michigan (4-3).

1995-96 — Despite entering the month of January with a 6-13-1 mark, the Badgers put on a second-half surge that few fans will not soon forget. On Jan. 27, a 6-6 tie at Michigan Tech started an 11-game unbeaten streak (9-0-2) that ended with a 4-3 overtime loss to Minnesota in a WCHA Final Five semifinal game. During the unbeaten streak, the UW recorded sweeps over Minn.-Duluth, Minnesota and North Dakota (twice). The sweep over Minnesota was the first over the Gophers since 1985-86. The 11-game unbeaten string was the longest since the 1982-83 season when that team won 11 games in a row.

Assistant Coaches



PAT FORD
4TH YEAR

PAT FORD begins his fourth season with the Badger coaching staff. He works with the Badger forwards and special teams and is also recruiting coordinator for the program.

He is a member of the American Hockey Coaches Association (AHCA) and USA Hockey. Ford is actively involved with USA Hockey and Hockey Canada sponsored events.


In the off-season, he is involved in numerous hockey schools throughout Canada and the United States. He has been a head instructor for UW hockey schools for the past seven years.

Prior to Wisconsin: Ford served as an assistant coach at Northern Michigan for two years (1992-94) before returning to Wisconsin, where he was a graduate assistant coach in 1991-92.

As a player: He was a four-year letterwinner at Wisconsin, playing under Coach Sauer from 1984-88 and scoring 48-78-126 in 155 career games as a Badger center. He was a member of the UW team that won the first-ever WCHA Playoff Championship in 1988.

Personal: The 33-year old native of Saskatoon, Sask. received his B.S. degree in bacteriology from the UW in 1990.

Pat and his wife, Cammi, have two sons, Jason (3) and Keegan (1) and are expecting their third child. They reside in Waunakee, Wis.



MARK JOHNSON
2ND YEAR

MARK JOHNSON starts his second season as an assistant coach for the UW hockey program in 1997-98. He is the third Johnson to coach at Wisconsin after his father, the legendary Bob Johnson, was the UW head coach from 1966-82 and his brother, Peter, was an assistant under Jeff Sauer from 1987-91.

Prior to Wisconsin: Before joining the Badger staff, Johnson was the 1995-96 Coach of the Year in the Colonial Hockey League as the head coach of the Madison Monsters. In Madison's inaugural season, he guided the Monsters to a 37-30-7 mark and a play-off berth.


As a player: Johnson became the school's second all-time leading scorer with 125-131-256 in three seasons (1976-79) at the UW. He still holds Wisconsin records for most goals in a career (125) and season (48). In 1978-79 he tallied 41-49-90 setting the school mark for most points in a season which still stands. He was part of the '76-77 NCAA Championship team and earned two first-team all-America distinctions (1978 and 1979). He is one of only three UW players to be selected twice to the all-America first team.

Johnson was the leading scorer (5-6-11) at the 1980 "Miracle on Ice", when the U.S. Olympic team won the Gold Medal in Lake Placid, N.Y.


After the Olympics, he enjoyed an 11-year career in the NHL, amassing 219-317-536 in 669 games.

Personal: He has a B.S. degree in kinesiology from the UW. He and his wife, Leslie, are the parents of Douglas (13), Christopher (12), Patrick (9), Mikayla (2) and Megan (1).

PERSONNEL
Assistant Coaches



BILL HOWARD
25TH YEAR



CHRIS DOYLE
1ST YEAR

BILL HOWARD, a veteran of all five UW NCAA titles, has been a key figure in the Badgers' continued success in goal and begins his 25th year with the UW coaching staff this season.

During the off-season, Howard is actively involved in numerous summer hockey camps and seminars, including intensive goaltending schools in St. Louis and Madison. He teaches high school classes (business law) on a full-time basis at Madison Memorial. Howard has also served as color commentator, both radio and TV, for Badger hockey.

At Wisconsin: During his tenure at the UW, Howard has helped develop all-Americans Julian Baretta (1977), Roy Schultz (1980), Duane Derksen (1992) and Kirk Daubenspeck (1997) and NHL stand-outs Mike Richter (New York Rangers), Curtis Joseph (Edmonton Oilers) and Jim Carey (Boston Bruins).

Prior to Wisconsin: Before joining the UW staff, the 53-year-old Howard coached high school hockey at Madison Memorial for 10 years. His Spartan hockey teams won two state titles and posted a 136-72-1 (.653) mark.

As a player: Howard enjoyed a distinguished career at Colorado College as a goaltender, where he played for Bob Johnson.

Personal: Originally from Grand Forks, N.D., Bill and his wife, Bonnie, have two sons, Troy, who lettered four years (1992-96) at the UW, and Casey, who played collegiate hockey at UW-Stevens Point.

CHRIS DOYLE, starts his first season as the head strength and conditioning coach for the Badger hockey team and his second year on the Wisconsin strength and conditioning staff.

At Wisconsin: In addition to hockey, Doyle also serves the UW football program, overseeing all of the computer operations for the Badger football squad. In that capacity he is responsible for developing, administering and monitoring all individualized training programs. Other duties in his current position include main floor supervision, evaluation of athletic profiles, research, reconditioning injured athletes as well as being a clinician for UW athletic camps.


Prior to Wisconsin: Doyle came to the Badgers from the College of Holy Cross where he served as an assistant coach (offensive line) from 1992-95. During the 1991-92 season, he was a graduate assistant coach with the offensive line and also an assistant strength and conditioning coach at Notre Dame. Other coaching experience came at Syracuse University (1990) and Boston University (1989-90).

Personal: He received his B.S. in human movement (1990) and his M.Ed in athletic administration (1991) from Boston University. He played football at BU where he was a three-year starter on the offensive line. Currently Doyle is a competitive powerlifter where he has achieved an elite national ranking.

Doyle is certified with the NSCA as a strength and conditioning specialist and has also been involved with Elite Conditioning, Inc. as an instructor, developing and administering strength and conditioning programs to elite athletes.

Chris and his wife, Tia Lynne have a son, Declan and are expecting their second child.

Support Staff



MIKE JOHNSON
ATHLETIC TRAINER


MIKE JOHNSON begins his 10th year as a staff certified athletic trainer at Wisconsin and his eighth season as the head athletic trainer for the UW hockey team. In addition to the hockey team, he also provides care for the men's and women's golf teams.

A native of Minneapolis, he did his undergraduate work at Minnesota, receiving a B.A. in sociology (1985). Johnson attended graduate school at Michigan State, serving as a graduate assistant (1985-87), and earning a master's degree in physical education with an emphasis in athletic training.

He was hired at Wisconsin in 1988 and has worked with the football, hockey, men's and women's track and field, cross country, crew and tennis programs.

Johnson has worked a number of national and international events, including the '91, '92 and '95 Ice Hockey World Championships with the U.S. National team in Finland, Czechoslovakia and Sweden, respectively. He took a temporary leave of absence from his duties at the UW-Madison from July of 1993 to March of 1994 to work with the '94 U.S. Olympic hockey team. Last August he went with the U.S. Select team, along with head coach Jeff Sauer and team manager Rob Malnory, to the Tampere Cup in Finland.

In addition to his sport responsibilities, Johnson coordinates athletic trainer coverage for all summer camps on campus, coordinates pre-participation physical exams for all student-athletes and is responsible for the ordering and inventory of all supplies for the UW Sports Medicine program.



ROB MALNORY
ADMINISTRATIVE
ASSISTANT

ROB MALNORY, a veteran of three Badger NCAA Championships, marks his 18th year with the UW hockey team and his seventh season as the administrative assistant to Coach Jeff Sauer.

A native of Waupun, Wis., Malnory's duties include the planning and coordinating of all hockey road trips and serving as equipment manager.


Malnory was equipment manager for the U.S. Select Team, which played for the Tampere Cup in Finland. During the summer of 1993, Malnory served as equipment manager for the USA Hockey Select 17 team, which competed in Tokyo, Japan.

In the fall of 1992, he served as equipment manager for USA Hockey's Over-20 team, which took part in tournaments in Finland. He was also manager for the 1989 USA Select Hockey Team, earning a trip to Leningrad, USSR, for the Pravda Cup.


In the summer of 1987, he was the assistant equipment manager at the U.S. Olympic Festival in Greensboro, N.C., and he also worked with the 1988 USA Hockey Team at a training camp in Lake Placid, N.Y.

Malnory is a 1981 graduate of the UW, holding a bachelor's degree in accounting.

Support Staff




JIM BAKKEN
Community Relations




DR. TOM BEST
Orthopedics



JOHN CHADIMA
Director of Facilities
and Events




PAUL GOODMAN
Asst. Strength Coach



DR. BEN GRAF
Orthopedics




PROF. JIM HOYT
Faculty Representative




MARK KING
Video Coordinator




DUANE KLEVEN
Special Events




JIM ROBERTS
Technical Systems Director



JOHN SHEFFIELD
Ticket Director



MIKE UNITAN
Marketing Director



ALAN ZUSSMAN
Academic Affairs Director

Chancellor



DAVID WARD
UW CHANCELLOR

David Ward was named chancellor of the University of Wisconsin-Madison in June 1993, becoming the 25th individual to serve as the university's chief executive. Ward had served as interim chancellor since January 1993.

For the past eight years, Ward has provided strong leadership for efforts to improve the quality of undergraduate education. Changes inspired by Ward include: enhanced student advising, particularly for freshmen and sophomores; expanded course access; a core curriculum; and increased opportunities for undergraduates to conduct research.

The next step, says Ward, is to redefine undergraduate education, not simply through improvements of existing programs and processes, but by developing new ways for learning to occur on college campuses. To that end, he recently published a comprehensive strategic planning document, outlining priorities for the next decade as the university works toward balancing its teaching, research and outreach missions. One

way the university can unify its activities, Ward says, is by emphasizing learning as a central goal.

This development of campus learning communities recently was echoed by the Kellogg Commission on the Future of State and Land Grant Universities. In its first report, the 25-member group of university chief executives, on which Ward serves, called on public institutions to become "genuine learning communities" that are student-centered, support and inspire learners of all kinds, and sustain a healthy learning environment.

During his tenure, Ward has given new expression to The Wisconsin Idea, the venerable philosophical framework for the university's public service role. The Wisconsin Idea is embodied by a vast array of partnerships between the university and both the public and private sectors, says Ward, from economic development activity and sharing of faculty expertise, to educational collaborations with K-12 schools.

"The university's commitment to the citizens of Wisconsin is stronger than ever as we approach the 21st century," says Ward, who looks forward to marking the university's sesquicentennial in '98-99.


Ward was born in Manchester, England, and received bachelor's and master's degrees from the University of Leeds. He earned a Fulbright Travel award to the United States in 1960 and received a doctorate from UW-Madison in 1963.

Ward served as chair of the geography department from 1974 to 1977 and as an associate dean of the Graduate School from 1980 to 1987. He became vice chancellor for academic affairs at UW-Madison in 1989, and in 1991, he was also named provost, chief deputy to the chancellor. His UW-Madison faculty career spans more than 30 years, and he holds the Andrew Hill Clark Professorship of Geography.

As a scholar, Ward is a recognized authority in historical urban geography and has pioneered research on English and American cities during their rapid growth of the 19th and 20th centuries. He is a past president of the Association of American Geographers. He has authored two books, edited two books and contributed many articles in leading academic journals. In recognition of his postdoctoral research, Ward was awarded the degree of Litt.D. by his undergraduate alma mater.



Athletic Director



PAT RICHTER
DIRECTOR OF ATHLETICS

Director of Athletics Pat Richter, the former Badger all-America gridiron star, three-sport letterman and successful business executive, is the man in charge of one of the NCAA's most thriving athletic departments.

During a time of budget tightening, presidential reform and gender equity concerns, the dean of Big Ten Athletic Directors (named to the position in 1989) has built a model intercollegiate program.

As Director of Athletics, he is responsible for 21 sports, nearly 700 student-athletes and more than 160 employees.

As a student-athlete, Richter earned all-America (1961-62) and academic all-America (1962) honors as an end. He led Wisconsin to the 1963 Rose Bowl and set a game-record with 11 receptions.

In the first ever college football game between the No. 1 and No. 2 ranked teams, Richter and his Badger teammates dropped a 42-37 decision to USC at the Rose Bowl in Pasadena.

Richter led the Big Ten in receiving twice and is still the third-leading receiver in school history. As a senior, Richter won Wisconsin's 1963 Big Ten Medal of Honor.

He earned all-league honors in baseball and led the UW in hits, homers and RBI three times. The 6-5 center received his scholarship for basketball.

Richter was recognized for his gridiron exploits last year with his induction into the National Football Foundation College Hall of Fame.

After earning his B.S. degree from the UW in landscape architecture (1964), Richter was a first-round draft pick of the Washington Redskins. He played from 1963-71.

Upon retirement from the NFL, he returned to Wisconsin to earn his law degree (1971). After working at a Madison law firm, he climbed his way to vice president of personnel at the Oscar Mayer Corporation.


Richter was honored with an NCAA Silver Anniversary Award for post-college achievements in 1988. He is a member of the Wisconsin State Athletic and Madison Sports Halls of Fame, the NFL Player and Alumni Associations and the American Bar Association. Pat was enshrined into the Athletic Department and Rose Bowl Halls of Fame in '91 and '94, respectively. In 1995, he became the second Badger to gain induction into the GTE Academic all-America Hall of Fame.

Pat and his wife, Renee, have four children: Scott, Brad, Barry and Tim. Barry is a member of the NHL's Boston Bruins.

THE RICHTER NOTEBOOK

- After inheriting a division that was \$2.1 million in debt in 1990, Richter eliminated the red ink on the ledgers in less than four years. That recovery came during a time when three-quarters of the Division I programs in the United States were losing money.
- The football, basketball and hockey squads have set season attendance marks during his administration. Football attendance has placed in the top 10 nationally the last four years.
- He has overseen plans for significant facility improvements, most notably the construction of the \$76.4 million Kohl Center. This state-of-the-art facility will open in January of 1998.
- Under Richter, Badger teams have been highly successful with the football team enjoying unparalleled success under Barry Alvarez and the men's and women's basketball teams, under Dick Bennett and Jane Albright-Dieterle, making post-season play the standard instead of the exception.
- The UW has placed in the top 20 for total sports success in all four seasons of the Sears' Director's Cup.
- The Badgers have claimed three — hockey (1989-90), soccer (1995) and crew (1996-97) — NCAA championships during Richter's tenure.

Administration



AL FISH
ASSOCIATE AD /
ADMINISTRATIVE
OFFICER



CHERYL MARRA
ASSOCIATE AD /
SPORTS ADMINISTRATOR

ALAN FISH, Administrative Officer at the Athletic Department since 1989, oversees several internal units in the Division and serves as liaison to campus and state governments and the Athletic Board.

He oversees facility planning, event management, personnel, sports medicine, strength and conditioning, technical and equipment services and University Ridge golf course.

Fish, who came to the Department after three years (1987-89) as the Director of Policy and Budget for the Department of DHSS, is coordinating the construction of the \$76.4 million Kohl Center. Future projects under his direction include the Goodman softball complex, new and expanded crew facilities and Camp Randall Stadium turf and seating renovations.

He worked previously as a liaison to the State Assembly, a budget analyst for the State Budget Office and a program evaluator for the Legislative Audit Bureau.

The 1973 graduate of Luther College is married to Susan Goodwin. They have three children: Cassie, Molly and Nick.

CHERYL MARRA begins her eighth year at Wisconsin as an Associate AD/Sports Administrator for volleyball, basketball, soccer, tennis, swimming and golf at Wisconsin.


She is the Badgers' primary women's athletic administrator to the Big Ten and NCAA.

Marra served as the women's athletic director at Denison University from 1983-90 before coming to Wisconsin. She was an assistant professor (seven years) for physical education as well as head soccer (11 years) and track (nine) coach at Denison.


Marra serves on the NCAA sub-committee for post-graduate scholarships. She also chaired the NCAA women's soccer committee, and the NCAA committee on women's athletics.

A 1977 graduate of Slippery Rock State, Marra received her M.A. from Ohio State in 1983.

Marra and her husband, Jerry, have three children: Kelly, Kenny and Peter.



MIKE MOSS
ASSOCIATE AD /
SPORTS ADMINISTRATOR



VINCE SWEENEY
ASSOCIATE AD
EXTERNAL RELATIONS

MIKE MOSS starts his second year at the UW-Madison as an Associate Athletic Director/Sports Administrator. He is responsible for overseeing the Badger football, hockey, wrestling, softball, track, cross country and crew programs. He also oversees the academic affairs office and chairs the department's wellness program for student-athletes.

Moss came to the UW after serving as the Director of Sports Operations for the Atlanta Committee of the Olympic Games since 1993. He was the chief administrator for archery, boxing, cycling, equestrian, modern pentathlon and tennis.

Prior to his stint with the Olympic organizing committee, Moss worked in the athletic business office at the University of California (1980), where he also served as the Associate AD for business (1986-92) and Associate AD for student services (1992-93).

He has an undergraduate degree in journalism (Ohio University '61) and an M.A. degree in physical education (Cal State-Hayward).

Moss is a retired Lieutenant Commander in the U.S. Naval Reserve.

Moss is married to Betty Gordon.

VINCE SWEENEY, in his seventh year at UW-Madison, begins his third season as an Associate Athletic Director in charge of external relations. In that role, Sweeney oversees marketing, promotions, licensing, sports information, ticketing, special events and fundraising. He was instrumental in selling corporate suites and developing ticket strategies for the Kohl Center, set to open in January of 1998.

Sweeney was named 1994 "Marketer of the Year" by the Madison Chapter of the American Marketing Association. His department won two "Awards of Excellence" from *Athletics Management* magazine in '95.

Prior to joining the UW, Sweeney worked for 13 years in sports journalism, where he earned several awards as a reporter and editor for the *Madison Press Connection*, *Milwaukee Journal*, *Milwaukee Sentinel*, *Capital Times* and the *Los Angeles Times*.

He and his wife, Sharon, have two daughters, Kelsey and Keara.

Phone Directory

SPORTS INFORMATION

Phone: 262-1811 Fax: 262-8184

Director of Sports Information
STEVE MALCHOW (Iowa, 1983)

Associate Director
JUSTIN DOHERTY (Michigan State, 1988)

Assistant Director
JULIE KLUGE (Wisconsin, 1988)

Intern
STEPHEN GRADDY (Mississippi State, 1997)

Secretary
BARB WYATT

DEPARTMENT HEADS

Community Relations — 262-0119
JIM BAKKEN (Wisconsin, 1963)

Facilities & Events — 262-7974
JOHN CHADIMA (Iowa, 1988)

Strength & Conditioning — 262-5613
JOHN DETTMANN (UW-Oshkosh, 1983)

Buildings & Grounds — 262-3631
BARRY FOX (Wisconsin, 1974)

Athletic Trainer — 262-3798
DENNIS HELWIG (Wisconsin, 1974)

Special Events — 262-9553
DUANE KLEVEN (Wisconsin, 1961)

Video — 265-6147
JOHN KVATEK (Miami, Ohio, 1995)

Technical Systems — 262-5100
JIM ROBERTS (North Dakota State, 1979)

Equipment Manager — 262-3789
TERRY SCHLATTER (Purdue, 1981)

Ticket Operations — 262-1600
JOHN SHEFFIELD (Florida State, 1975)

Marketing & Promotions — 262-1812
MIKE UNITAN (Wisconsin, 1992)

Compliance Director (interim) — 265-2973
ROB WAELDNER (Notre Dame, 1986)

Academic Affairs — 262-0748
ALAN ZUSSMAN (Wisconsin, 1969)



The Area Code
for the numbers
listed on this
page is 608.

HEAD COACHES

Women's Basketball — 263-5506
JANE ALBRIGHT-DIETERLE (Appalachian St., 1981)

Football — 262-1861
BARRY ALVAREZ (Nebraska, 1969)

Men's Soccer — 262-7749
KALEKENI BANDA (Massachusetts, 1975)

Men's Basketball — 262-4597
DICK BENNETT (Ripon, 1965)

Men's Crew — 262-4954
CHRIS CLARK (California, 1982)

Volleyball — 263-5670
JOHN COOK (San Diego, 1979)

Wrestling — 262-4399
BARRY DAVIS (Iowa, 1987)

Women's Soccer — 265-2974
DEAN DUERST (Wisconsin, 1984)

Women's Crew — 263-6698
SUE ELA (Wisconsin, 1975)

Men's/Women's Diving — 262-4958
JIM FISCHER (Indiana, 1989)

Softball — 265-6152
KAREN GALLAGHER (Texas Women's, 1981)

Men's/Women's Swimming — 265-3336
NICK HANSEN (Iowa State, 1987)

Women's Tennis — 263-6304
PATTI HENDERSON (Florida State, 1986)

Men's Tennis — 262-0997
PAT KLINGELHOETS (Wisconsin, 1972)

Men's Track — 262-4397
ED NUTTYCOMBE (VPI, 1978)

Hockey — 262-3932
JEFF SAUER (Colorado College, 1965)

Men's Cross Country — 262-5729
MARTIN SMITH (Bridgewater, 1974)

Women's Track/Cross Country — 263-5109
PETER TEGEN (Köln, 1965)

Men's/Women's Golf — 249-1000
DENNIS TIZIANI (Northland, 1964)

ADMINISTRATION

Director of Athletics — 262-5068
PAT RICHTER (Wisconsin, 1964)


**Associate AD/
Administrative Officer — 262-3157**
AL FISH (Luther, 1973)

**Associate AD/
Sports Administrator — 263-3214**
CHERYL MARRA (Slippery Rock, 1977)


**Associate AD/
Sports Administrator — 263-5670**
MIKE MOSS (Ohio University, 1961)

**Associate AD/
External Relations — 262-5583**
VINCE SWEENEY (Wisconsin, 1979)

MEET THE BADGERS



The Badgers



ERIK **
RAYGOR

BY THE NUMBERS

Alaska Anchorage.....	0-1-1 (4 gp)
Boston College	has not faced
Boston University	has not faced
Clarkson	has not faced
Colorado College.....	4-3-7, 2ppg (8 gp)
Denver	2-3-5, gwg (9 gp)
Michigan	1-1-2, ppg (3 gp)
Michigan State	0-0-0 (3 gp)
Michigan Tech	3-6-9, ppg, shg (8 gp)
Minnesota	1-0-1, ppg (11 gp)
Minnesota-Duluth	5-2-7, ppg (8 gp)
Nebraska-Omaha.....	has not faced
North Dakota	2-3-5 (10 gp)
N. Michigan	6-4-10, 2ppg, gwg (11 gp)
Notre Dame	1-0-1, ppg (1 gp)
St. Cloud State	2-3-5, ppg (10 gp)

ERIK RAYGOR ** (C)

Senior • Wing • 6-1 • 210

Superior, Wis. • Kent State University

23

Badger Bites—returns to the UW lineup after missing most of last season recovering from knee surgery ... team career leader in game-tying goals (10) and tied for team lead (with Bianchi) in career power-play goals (11).

1996-97—played in six games before having knee surgery and taking a medical redshirt ... team captain ... WCHA and Big Ten all-academic honoree.

Junior Year (1995-96)—13 goals and 17 assists were fifth-best on the team ... four game-tying goals tied for team lead ... three-point games against Princeton, St. Cloud State and Colorado College ... scored 3-1-4, including his first career hat trick, at Northern Michigan in a 5-4 win ...

Awards & Honors: selected to both the WCHA and Big Ten all-academic at-large teams.

Sophomore Year (1994-95)—in his first season at the UW, finished third in goals (18) and second in power-play goals (8) ... team leader in game-tying goals (6) ... scored 4-2-6 in seven playoff games ... scored points in 19 games ... **Awards & Honors:** named to Dean's List.

Freshman Year (1993-94)—played for Kent State (CCHA) ... in 37 games, scored 9-3-12 ... transferred to Wisconsin after KSU's hockey program was dropped following the 1993-94 season.

Pre-College—spent the 1992-93 season with the Sioux City Musketeers (USHL), where he amassed 23-27-50 in 45 games ... played for the Wisconsin Capitols (USHL) in 1991-92 ... scored 19-19-38 in 45 games for the Capitols.

Prep—a member of Superior High School state championship hockey and football teams ... received the school's outstanding athlete award ... participant at both Select 16 and 17 Regional camps.

High Series—1-3-4 vs. St. Cloud State (1/12-13/96) and 3-1-4 at Northern Michigan (2/16-17/96).

High Game—3-1-4 at Northern Michigan (2/17/96).

Personal—born Erik S. Raygor ... shoots right ... majoring in rehabilitative psychology ... birthdate is 1/7/73 ... parents are Steward and Gloria.

RAYGOR STATISTICS

CAREER

Year	GP	SOG	G	A	Pts	Pen-Min	PP	SH	GW
1994-95	43	93	18	9	27	29-58	8	1	2
1995-96	40	91	13	17	30	28-64	3	0	0
1996-97*	6	8	0	0	0	4-8	0	0	0
TOTALS	89	192	31	26	57	61-130	11	1	2

WCHA

Year	GP	SOG	G	A	Pts	Pen-Min	PP	SH	GW
1994-95	32	72	13	7	20	20-40	6	1	2
1995-96	32	64	7	12	19	28-64	1	0	0
1996-97*	6	8	0	0	0	4-8	0	0	0
TOTALS	70	144	20	19	39	52-112	7	1	2


The Badgers

BRAD ENGLEHART *** (AC)

Senior • Center-Wing • 6-0 • 190

Fredericton, N. Brunswick • Kimball Union Academy

9

BRAD***
ENGLEHART

Badger Bites—one of five current UW players drafted ... rights owned by the Mighty Ducks of Anaheim ... taken in 1994, the 184th pick overall (8th round) ... team's top returning scorer ... three-year letterwinner.

Junior Year (1996-97)—led Badgers in goals (17), assists (19) and points (36), nearly tripling scoring output from sophomore campaign ... paced team in penalties (39) and penalty minutes (89) ... scored at least a point in 23 games ... scored hat tricks at Northern Michigan and Minnesota-Duluth ... first Badger since Jason Zent (1992-93) to notch two hat tricks in same season ... best offensive series came against Northern Michigan (Nov. 8-9) where he scored 4-0-4 ... three assists vs. Michigan in the College Hockey Showcase.

Sophomore Year (1995-96)—tallied his first four-point game at the UW with a 1-3-4 effort against Northern Michigan on Feb. 17 ... after scoring 2-2-4 in the first 28 games, he came on to score 4-5-9 in the final 12 contests ... led team in penalty minutes (67).

Freshman Year (1994-95)—missed the first 13 games recovering from shoulder surgery ... in his first game as a Badger, he tallied two goals against St. Cloud State (both power-play goals).

Prep—in two seasons (1989-90 and 1990-91) for Fredericton High School, he scored 70-43-113 in 165 games ... spent his junior year with St. Mike's in Toronto (Jr. A Tier II), where he scored 32-21-53 ... scoring champion (20-18-38) and named co-MVP of Hockey Night in Boston (1994) with UW teammate E.J. Bradley ... played for Kimball Union Academy (Meriden, N.H.) in 1993-94 ... tallied 22-18-40 in 25 games for Kimball.

High Series (four points on four occasions)—4-0-4 at Northern Michigan (11-8/9-96); 1-3-4 at Northern Michigan (2-16/17-96), at Minnesota-Duluth (1-24/25-97) and vs. Michigan Tech (1-3/4-97).

High Game—1-3-4 at Northern Michigan (2-17-96).

Personal—born John Brad Englehart ... shoots left ... majoring in sociology ... birthdate is 9-16-75 ... parents are Fred and Debbie.

BY THE NUMBERS

Alaska Anchorage	2-1-3, ppg (6 gp)
Boston College	has not faced
Boston University	has not faced
Clarkson	has not faced
Colorado College	2-2-4 (12 gp)
Denver	2-4-6, ppg (9 gp)
Harvard	has not faced
Michigan	0-3-3 (3 gp)
Michigan State	2-0-2 (3 gp)
Michigan Tech	1-4-5 (10 gp)
Minnesota	2-1-3 (10 gp)
Minnesota-Duluth	5-2-7, shg (8 gp)
Nebraska-Omaha	has not faced
North Dakota	2-7-9, ppg (12 gp)
N. Michigan	7-4-11, gwg, ppg (13 gp)
Notre Dame	0-0-0 (1 gp)
St. Cloud State	4-2-6, 3ppg (12 gp)

ENGLEHART STATISTICS


CAREER

Year	GP	SOG	G	A	Pts	Pen-Min	PP	SH	GW
1994-95	29	45	6	6	12	21-42	3	0	0
1995-96	39	42	6	7	13	24-67	1	0	0
1996-97	35	99	17	19	36	39-89	3	1	1
TOTALS	103	186	29	32	61	84-198	7	1	1

WCHA

Year	GP	SOG	G	A	Pts	Pen-Min	PP	SH	GW
1994-95	20	32	5	5	10	18-36	3	0	0
1995-96	31	31	4	6	10	22-63	1	0	0
1996-97	29	88	15	14	29	30-60	3	1	1
TOTALS	80	151	24	25	49	70-159	7	1	1

The Badgers



RICK** ENRICO

BY THE NUMBERS

Alaska Anchorage.....	2-3-5, gwg (8 gp)
Boston College	has not faced
Boston University	has not faced
Clarkson	has not faced
Colorado College.....	2-2-4, ppg (11 gp)
Denver	2-2-4 (8 gp)
Harvard	has not faced
Michigan	1-1-2 (3 gp)
Michigan State	1-1-2 (3 gp)
Michigan Tech	2-3-5, ppg (9 gp)
Minnesota	5-2-7, shg (13 gp)
Minnesota-Duluth.....	3-1-4, 2gwg (10 gp)
Nebraska-Omaha.....	has not faced
North Dakota	3-2-5, gwg, ppg (12 gp)
N. Michigan	1-5-6 (12 gp)
Notre Dame.....	0-0-0 (1 gp)
St. Cloud State.....	2-1-3, ppg (12 gp)

RICK ENRICO*** (AC)

Senior • Wing • 5-11 • 205
Edina, Minn. • Edina HS

26

Badger Bites—three-year letterwinner ... member of the U.S. Select Team, which played in Finland in August of 1996.

Junior Year (1996-97)—fifth in team scoring ... assistant captain ... career bests in assists (15) and points (25) ... second on team in shots on goal (114) ... entered season without a power-play goal, scored four to pace team in league power-play tallies ... one of five Badgers to score double-figure goal total ... had points in 19 games ... **1996-97 Awards & Honors:** named to both the WCHA and Big Ten all-academic teams.

Sophomore Year (1995-96)—tripled goal and point production from rookie season ... finished eighth in team scoring ... team leader in game-winning goals (4) ... had two-goal games vs. Princeton and Minnesota ... tallied at least one point in 13 games ... switched to No. 26 ... **1995-96 Awards & Honors:** WCHA all-academic team ... Big Ten all-academic at-large team.

Freshman Year (1994-95)—wore No. 11... scored goals against Minnesota-Duluth, Michigan, St. Cloud State and Alaska Anchorage ... missed five games with a shoulder separation.

Prep—played for Edina High School from 1990-93 ... team captain ... earned all-conference honors as the leading scorer in the Lake Blue Conference in 1992 and 1993 ... played for Detroit Compuware during the 1993-94 season, scoring 28-35-63 in 29 games ... played six games for the St. Paul Vulcans (USHL) ... scored 3-5-8 while with the Vulcans, including two game-winning tallies ... invited to play in the 1993 Olympic Festival in San Antonio, Tex.

High Game (three points on three occasions)—2-1-3 vs. Minnesota (2/23/96); 0-3-3 at Northern Michigan (Nov. 9) and at Alaska Anchorage (Dec. 7).

High Series—0-4-4 at Northern Michigan (11/8-9/96).

Personal—born Ricardo Angelo Enrico... shoots left ... majoring in communication arts ... birthdate is 12/6/74 ... parents are Richard and Jan.

ENRICO STATISTICS

CAREER

Year	GP	SOG	G	A	Pts	Pen-Min	PP	SH	GW
1994-95	31	26	4	2	6	21-42	0	0	0
1995-96	40	61	12	5	17	8-16	0	0	4
1996-97	36	114	10	15	25	10-20	4	1	1
TOTALS	107	201	26	22	48	39-78	4	1	5

WCHA


Year	GP	SOG	G	A	Pts	Pen-Min	PP	SH	GW
1994-95	25	21	3	2	5	16-32	0	0	0
1995-96	32	41	7	3	10	6-12	0	0	3
1996-97	30	85	10	13	23	9-18	4	1	1
TOTALS	87	147	20	18	38	31-62	4	1	4

The Badgers

CRAIG ANDERSON**

17

Junior • Defenseman • 6-1 • 190
Brooklyn Park, Minn. • Park Center HS



Badger Bites—drafted in eighth round (1994) by the New York Rangers ... two-year letterwinner.

Sophomore Year (1996-97)—totals of 3-8-11 were season highs in all three categories ... scored his first career power-play goal against Minnesota in a 3-2 win (11/1/96).

Freshman Year (1995-96)—scored his only goal at UMD (11/11/95).

1994-95—redshirted.

Prep—played three years for Park Center (Minn.) High School, scoring 34-42-76 ... three-sport standout, captaining the hockey, soccer and golf teams ... earned all-state honors in hockey and was selected to all-conference teams in hockey and soccer ... led Park Center in scoring his senior year with 24-18-42 and earned all-conference and second-team all-state honors ... awarded the school's scholastic achievement award ... Maroon and Gold all-star.

High Game (two points on two occasions)—1-1-2 at Denver (10/25/96); 0-2-2 vs. North Dakota (2/9/96).

High Series—1-1-2 at Denver (10/25-26/96); 0-2-2 vs. North Dakota (2/9-10/96).

Personal—born Craig E. Anderson ... shoots left ... majoring in agricultural business management ... birthdate is 1/6/76 ... parents are Mark and Judy.

ANDERSON STATISTICS

CAREER	GP	SOG	G	A	Pts	Pen-Min	PP	SH	GW
Year									
1994-95*									
1995-96	15	11	1	3	4	1-2	0	0	0
1996-97	34	58	3	8	11	7-22	1	0	0
TOTALS	49	69	4	11	15	8-24	1	0	0


WCHA	GP	SOG	G	A	Pts	Pen-Min	PP	SH	GW
Year									
1994-95*									
1995-96	10	8	1	3	4	0-0	0	0	0
1996-97	28	42	3	8	11	6-20	1	0	0
TOTALS	38	50	4	11	15	6-20	1	0	0

*redshirted

JOE BIANCHI***

21

Senior • Center-Wing • 5-9 • 185
Bloomington, Minn. • Jefferson HS



Badger Bites—second-leading returning scorer ... team career leader in six categories, including goals (36), assists (46), points (82) power-play (11, tied with Raygor), shorthanded (7) and game-winning (9) goals ... three-year letterwinner ... tied for fifth on UW's career shorthanded goals list.

Junior Year (1996-97)—only Badger to score a goal against every WCHA team ... team's second-leading goal scorer (16)

and tied for second in assists (17) ... led team in league scoring (15-15-30) ... three shorthanded and four game-winning goals were also team highs ... had two shorthanded tallies at Alaska Anchorage (12/7/96) and one at Minnesota-Duluth ... missed his only career game on 2/22/97, snapping a 116-consecutive games played string ... scored 5-5-10 in four games against Alaska Anchorage ... **1996-97 Honors & Awards:** recipient of the Jim Santulli WHA-TV Seventh Man Award.

Sophomore Year (1995-96)—finished sixth in team scoring (9-13-22) ... game-winning goals against Northern Michigan (5-4) and at North Dakota (6-5, ot) in the first round of the WCHA playoffs.

Freshman Year (1994-95)—finished the regular season as the WCHA's top goal-scoring rookie (11) ... led the league's rookies in shorthanded (3) and game-winning goals (5) ... highest scoring rookie at Wisconsin since Jason Zent tallied 19-18-37 in 1990-91 ... **1994-95 Awards & Honors:** named to the WCHA all-Rookie team ... member of Team East at the '95 Olympic Festival (scored 1-1-2).

BY THE NUMBERS

Alaska Anch.	7-6-13, 3shg, ppg, 2gwg (8gp)
Boston Collegehas not faced
Boston Universityhas not faced
Clarksonhas not faced
Colorado College1-3-4, gwg (14 gp)
Denver2-4-6, gwg, ppg (10 gp)
Harvardhas not faced
Michigan1-2-3, shg (4 gp)
Michigan State0-3-3 (4 gp)
Michigan Tech6-8-14, 2ppg, gwg (10 gp)
Minnesota2-3-5, gwg, ppg (13 gp)
Minnesota-Duluth2-4-6, ppg, shg (12 gp)
Nebraska-Omahahas not faced
North Dakota4-2-6, 2gwg, shg (12 gp)
N. Michigan7-4-11, 3ppg, gwg (15 gp)
Notre Dame0-0-0 (1 gp)
St. Cloud State1-4-5 (12 gp)

The Badgers

(Bianchi bio, cont.)

Prep—led Bloomington Jefferson to its third consecutive Minnesota state championship in 1993-94 with 31-43-74 ... in his four-year prep career, he played in 89 games (scoring 79-95-174) ... three-time all-state selection ... also participated in golf, earning five letters and all-conference honors.

High Series—2-4-6 (including two shorthanded goals) at Alaska Anchorage (12/6-7/96).

High Game—2-2-4 at Alaska Anchorage (12/7/96).

Personal—born Joseph John Bianchi ... shoots right ... majoring in communication arts ... older brother, Tony, was a center for Minnesota from 1991-94 ... birthdate is 8/17/75 ... parents are John and Jan.

BIANCHI STATISTICS

CAREER

Year	GP	SOG	G	A	Pts	Pen-Min	PP	SH	GW
1994-95	43	74	11	16	27	13-29	5	3	3
1995-96	40	80	9	13	22	16-35	2	1	2
1996-97	37	137	16	17	33	20-48	4	3	4
TOTALS	120	291	36	46	82	49-112	11	7	9


WCHA

Year	GP	SOG	G	A	Pts	Pen-Min	PP	SH	GW
1994-95	32	51	9	10	19	8-19	4	2	3
1995-96	32	67	6	10	16	12-27	2	0	1
1996-97	31	111	15	15	30	14-36	3	3	4
TOTALS	95	229	30	35	65	34-82	10	5	8

DAN BJORNLIE*

28

Sophomore • Center-Wing • 5-10 • 175
Eagan, Minn. • Eagan HS



Badger Bites—walked on to the team last season ... earned his first letter ... name pronounced bee-ORN-lee.

As a Freshman (1996-97)—scored his first point vs. Michigan Tech ... had assists against Michigan Tech, Northern Michigan, North Dakota and Alaska Anchorage ... played in 28 games.

Prep—in 60 games, tallied 30-39-69 for Eagan High School ... all-conference selection all

three years in high school ... a three-time all-metro honorable mention selection.

High Game—0-2-2 at North Dakota (1/18/97)

High Series—0-2-2 at North Dakota (1/17-18/97).

Personal—born Daniel Joseph Bjornlie ... shoots left ... major is undecided ... birthdate is 10/17/77 ... parents are James and Jackie.


BJORNLIE STATISTICS

CAREER

Year	GP	SOG	G	A	Pts	Pen-Min	PP	SH	GW
1996-97	28	15	0	5	5	1-2	0	0	0
TOTALS	28	15	0	5	5	1-2	0	0	0

WCHA

Year	GP	SOG	G	A	Pts	Pen-Min	PP	SH	GW
1996-97	22	14	0	5	5	1-2	0	0	0
TOTALS	22	14	0	5	5	1-2	0	0	0




JOE BIANCHI

The Badgers

E.J. BRADLEY*****19**

Senior • Wing • 5-11 • 185

New Hyde Park, N.Y. • Wexford Raiders (MTJHL)



Badger Bite—drafted by the Philadelphia Flyers in the ninth round of the 1993 draft.

Junior Year (1996-97)—registered season highs in all three categories (8-12-20), doubling assist totals and nearly tripling point totals from sophomore campaign ... one of only two Badgers (rookie Steve Reinprecht was the other) to play in every game ... had points in 16 games ... tallied his first power-play goal against New Hampshire at the

Bank One Badger Hockey Showdown.

Sophomore Year (1995-96)—scored points in seven games ... only goal of the season came against Northern Michigan (12/15/95).

Freshman Year (1994-95)—scored points against Michigan Tech, Michigan, Alaska Anchorage, North Dakota, Denver and Colorado College.

Prep—spent the 1993-94 season playing for the league champion Wexford Raiders of the Metro Toronto Junior A Hockey League (MTJHL) ... MTJHL Rookie of the Year ... scored 42-45-87 in 54 games, including 11-11-22 in the playoffs ... played 1992-93 with Tabor Academy (Marion, Mass.), scoring 27-48-75 in 29 games ... led team to 26-2-1 mark and the semifinal round of the New England High School Championships ... co-MVP of 1994 Hockey Night in Boston ... participated in both the 1993 and 1994 U.S. Olympic Festivals ... MVP of his Tabor Academy team.

High Game (two points on five occasions)—2-0-2 at Alaska Anchorage (12/6/96); 1-1-2 vs. Colorado College (3/18/95), vs. New Hampshire (12/27/96); at North Dakota (1/18/97); 0-2-2 at Minnesota (3/1/97).

High Series (two points on five occasions)—2-0-2 at Alaska Anchorage (12/6-7/96); 1-1-2 vs. Colorado College (3/17-18/95); at North Dakota (1/17-18/97); 0-2-2 vs. Colorado College (2/7-8/97) and at Minnesota (2-28, 3-1/97).

Personal—born Eugene Justin Bradley ... shoots left ... majoring in communication arts ... birthdate is 1/1/75 ... parents are Gene and Phyllis.

BRADLEY STATISTICS**CAREER**

Year	GP	SOG	G	A	Pts	Pen-Min	PP	SH	GW
1994-95	40	40	3	4	7	11-22	0	0	0
1995-96	30	17	1	6	7	14-39	0	0	0
1996-97	38	71	8	12	20	26-60	1	0	0
TOTALS	108	128	12	22	34	51-121	1	0	0


WCHA

Year	GP	SOG	G	A	Pts	Pen-Min	PP	SH	GW
1994-95	30	30	1	2	3	9-18	0	0	0
1995-96	23	14	1	3	4	12-35	0	0	0
1996-97	32	58	7	12	19	22-52	0	0	0
TOTALS	85	102	9	17	26	43-105	0	0	0

ALEX BROOKS**12**

Freshman • Defenseman • 6-2 • 195

Madison, Wis. • Green Bay Gamblers (USHL)



Badger Bite—one of two current Badger defensemen (Luke Gruden is the other) coached by former UW player Don Granato at Green Bay.

1996-97 Season—took a medical redshirt due to back problems.

Prep—played the 1995-96 season for the Green Bay Gamblers (USHL) ... took part in the USHL all-star game ... tallied 3-22-25 in 46 games for the Gamblers ... member of the

Under-20 USA hockey team ... spent the 1994-95 season with Madison West High School (13-28-41 in 24 games) and part of the 1993-94 season with the Madison Capitols (3-11-14 in 13 games) prior to going to Green Bay ... all-city and all-conference three years ... earned all-city and conference (Big Eight) MVP accolades ... captain of both the hockey and soccer teams at West.


Personal—born Alexander Whitmore Brooks ... shoots right ... birthdate is 8/21/76 ... major is undecided ... parents are Benjamin and Susan.

The Badgers

JEFF DESSNER

16

Freshman • Defenseman • 6-2 • 190
Glenview, Ill. • Taft School (Watertown, Conn.)



Badger Bites—drafted in the seventh round by the New York Rangers (1996) ... name pronounced DEZ-ner.

1996-97—redshirted with back problems.

Prep—played four years for the Taft School (Watertown, Conn.) ... scored 12-18-30 in 25 games ... captained Taft during the 1995-96 season ... named to the all-New England team ... was Hockey


Night in Boston's "Best Defenseman" in 1994-95 ... captain of the AAA National Championship Bantam team, the Chicago Young Americans.

Personal—born Jeffrey Marc Dessner ... shoots left ... birthdate is 4/16/77 ... major is undecided ... parents are Stuart and Rita.

LUKE GRUDEN**

4

Junior • Defenseman • 6-0 • 195
Hastings, Minn. • Green Bay Gamblers (USHL)



Badger Bite—one of four current UW players from the Green Bay Gambler organization.

Sophomore Year (1996-97)—scored his first goal as a Badger (the game-winner) in a 2-0 win over St. Cloud State to open the season ... other goals came against Michigan and Colorado College.

Freshman Year (1995-96)—played in 36 games, the most of any rookie ... had assists against St. Cloud State, Princeton, Minnesota-Duluth, North Dakota and Colorado College.

Pre-College—played the 1994-95 season for the Green Bay Gamblers of the USHL ... scored 3-21-24 ... coached by former Badger Don Granato.

Prep—played for Hastings High School, earning all-conference honors and selection to the Maroon & Gold all-star team ... also participated in football, soccer and baseball ... played first base and pitched as baseball team MVP.

High Game—0-2-2 vs. Denver (2/21/97).

High Series (two points on three occasions)—1-1-2 vs. Colorado College (2/7-8/97); 0-2-2 vs. Northern Michigan (1/10-11/97) and vs. Denver (2/21-22/97).

Personal—born Luke William Gruden ... shoots right ... majoring in sociology ... birthdate is 1/24/76 ... brother is John Gruden, an all-America defenseman at Ferris State who now plays for the NHL's Boston Bruins ... parents are William and Barbra.

GRUDEN STATISTICS

CAREER

Year	GP	SOG	G	A	Pts	Pen-Min	PP	SH	GW
1995-96	36	23	0	5	5	10-20	0	0	0
1996-97	34	32	3	11	14	17-45	0	0	1
TOTALS	70	55	3	16	19	27-65	0	0	1

WCHA

Year	GP	SOG	G	A	Pts	Pen-Min	PP	SH	GW
1995-96	29	21	0	2	2	10-20	0	0	0
1996-97	28	26	2	10	12	15-41	0	0	1
TOTALS	57	47	2	12	14	25-61	0	0	1




LUKE GRUDEN

YURI GUSAK**

11

Junior • Wing • 5-10 • 170
Riga, Latvia • Vail Avalanche (AFHL)



Badger Bites—one of only two Latvian players to play for the Badgers ... the other was Ulvis Katlaps, a defenseman from 1992-94.

Sophomore Year (1996-97)—Scored four goals, including a two-goal game against Alaska Anchorage ... tallied game-winner in 4-3 contest at Northern Michigan ... led the team in plus-minus ... all points came against WCHA competition ... **1996-97**

Awards & Honors: recipient of the team's Dr. Joseph Coyne Most Consistent Player award.

Freshman Year (1995-96)—first goal as a Badger came at Alaska Anchorage in a 6-3 win (1/6/96).

High Game—2-0-2 vs. Alaska Anchorage (2/1/97).

High Series (two points on two occasions)—1-1-2 vs. Michigan Tech (1/3-4/97); 2-0-2 vs. Alaska Anchorage (1/31-2/1/97).

Pre-College—played for the Vail Avalanche junior hockey team (1994-95) of the AFHL ... MVP of the AFHL ... was captain of the Latvian Junior National Team in '93-94 ... accumulated 40-37-77 in 57 games ... played two years for the Balderis Hockey Center Team (Riga) from 1992-94.

Personal—born Yuri Gusak ... shoots left ... majoring in international relations ... birthdate is 1/20/75 ... parents are Leonid and Tamara.

GUSAK STATISTICS

CAREER

Year	GP	SOG	G	A	Pts	Pen-Min	PP	SH	GW
1995-96	15	6	1	0	1	0-0	0	0	0
1996-97	25	23	4	4	8	1-2	0	0	1
TOTALS	40	29	5	4	9	1-2	0	0	1


WCHA

Year	GP	SOG	G	A	Pts	Pen-Min	PP	SH	GW
1995-96	13	4	1	0	1	0-0	0	0	0
1996-97	20	21	4	4	8	1-2	0	0	1
TOTALS	33	25	5	4	9	1-2	0	0	1

DUSTIN KUK*

18

Sophomore • Wing • 6-1 • 200
Livonia, Mich. • Bramalea Blues (MJHL)



Badger Bites—top-scoring UW rookie last season ... invited to U.S. National Junior team evaluation camp this past summer ... name pronounced COOK.

Freshman Year (1996-97)—team's fourth-leading scorer as a rookie ... fifth among league rookies in scoring ... tallied the most assists (17) by a UW freshman since Jason Zent (18) in 1990-91 ... tied for team lead in WCHA assists ... led

team in penalty minutes in conference contests ... scored his first goals (2-1-3) against New Hampshire in the Bank One Showdown ... had points in 19 games ... six multiple-point contests.

High Game—2-1-3 vs. New Hampshire (12/27/97).

High Series (three points on two occasions)—1-2-3 at North Dakota (1/17-18/97) and vs. Alaska Anchorage (1/31-2/1/97)

Prep—played the '95-96 season with the Bramalea (Ontario) Blues of the Metro Jr. A Hockey League ... tallied 25-32-57 in 40 games ... a +31 in plus-minus ... team's Rookie of the Year ... played in 79 games for the Little Caesar's Midget Major team, where he scored 39-68-107 in '94-95 ... captained the Under-17 USA team in '95.

Personal—born Dustin Ryan Kuk ... shoots left ... major is undecided ... birthdate is 1-29-79 ... parents are Larry and Lori.

KUK STATISTICS

CAREER

Year	GP	SOG	G	A	Pts	Pen-Min	PP	SH	GW
1996-97	37	68	9	17	26	27-81	3	0	0
TOTALS	37	68	9	17	26	27-81	3	0	0

WCHA


Year	GP	SOG	G	A	Pts	Pen-Min	PP	SH	GW
1996-97	31	54	6	15	21	24-67	2	0	0
TOTALS	31	54	6	15	21	24-67	2	0	0

The Badgers

T.R. MOREAU*

10

Sophomore • Wing • 5-10 • 175
Rockford, Ill. • Deerfield (Mass.) Academy



Freshman Year (1996-97)—had points in 13 games, including two-goal games against Colorado College and Minnesota-Duluth ... led the team in scoring against Colorado College with 4-1-5 in six games ... scored game-winning goal at Minnesota-Duluth (1/24/97).

High Game (two points on three occasions)—2-0-2 at Colorado College (11/17/97); at Minnesota-Duluth

(1/24/97); 1-1-2 vs. New Hampshire (12/27/96).

High Series—3-0-3 at Colorado College (11/16-17/96).

Prep—spent '95-96 season with Deerfield (Mass.) Academy of the New England Prep League ... scored 17-28-45 in 23 games ... member of Deerfield squads that lost just three games on home ice in three years ... registered a 39-8 mark over last two seasons (1994-96) ... selected to Hockey Night in Boston's sophomore all-star team (1993) and all-scholastic team (1994) ... named HNIB's mid-west MVP ... all-New England prep school team ... attended both USA Hockey's Select-16 and 17 national camps ... all-conference, all-state and all-New England in soccer.

Personal—born Thomas Ronney Moreau ... shoots right ... birthdate is 2/17/77 ... majoring in history ... parents are Ronald and SueAnn.


MOREAU STATISTICS

CAREER	GP	SOG	G	A	Pts	Pen-Min	PP	SH	GW
Year									
1996-97	33	60	7	9	16	19-46	1	0	1
TOTALS	33	60	7	9	16	19-46	1	0	1
WCHA									
Year									
1996-97	27	44	6	7	13	18-44	1	0	1
TOTALS	27	44	6	7	13	18-44	1	0	1

MATT PETERSON***

6

Senior • Defenseman • 6-1 • 190
Maple Grove, Minn. • Osseo (Minn.) HS



Badger Bites—Badgers' most experienced returning blueliner with 73 career games played ... drafted by ten Mighty Ducks of Anaheim in the 1993 draft (7th round).

Junior Year (1996-97)—scored his first goal, the game-winner, as a Badger at North Dakota (1/17/97).

Sophomore Year (1995-96)—played in a career-high 21 games overall and 19 WCHA games.

Freshman Year (1994-95)—played against all WCHA opponents except Minnesota-Duluth and Alaska Anchorage.

1993-94—redshirted.

Prep—all-conference in hockey and football his senior year ... captained the hockey and football teams his senior year ... Maroon & Gold all-star ... played for Team Minnesota at the Chicago Showcase (1993) ... participant on both the USA Select-16 team, which competed in Sudbury, Ont. (1991) and the Select-17 team that competed in Japan (1992).

Personal—born Matthew Raymond Peterson ... shoots left ... majoring in agricultural economics ... birthdate is 2/15/75 ... parents are Larry and Gail.

PETERSON STATISTICS


CAREER	GP	SOG	G	A	Pts	Pen-Min	PP	SH	GW
Year									
1993-94*									
1994-95	20	1	0	0	0	5-10	0	0	0
1995-96	21	4	0	0	0	12-24	0	0	0
1996-97	32	25	2	1	3	11-22	0	0	1
TOTALS	73	30	2	1	3	28-56	0	0	1
WCHA									
Year									
1993-94*									
1994-95	15	1	0	0	0	4-8	0	0	0
1995-96	19	2	0	0	0	8-16	0	0	0
1996-97	28	23	2	1	3	6-12	0	0	1
TOTALS	62	26	2	1	3	18-46	0	0	1

*redshirted

STEVE REINPRECHT*

27

Sophomore • Center • 6-0 • 185
Edmonton, Alberta • St. Albert Saints (AJHL)



Badger Bite—one of the WCHA's top rookies in 1996-97.

Freshman Year (1996-97)—led UW rookies in goal (11) ... sixth in team scoring ... 10th among league rookies in overall scoring ... one of only six WCHA rookies to reach double figures in goals scored (WCHA games) and one of two Badgers to play every game (38) ... had points in 16 games ... scored game-winning goals against Alaska Anchorage and

Northern Michigan ... **Awards & Honors:** WCHA Rookie of the Week for Dec. 9 with a 2-0-2 performance against UAA on Dec. 6.

High Game (two points on four occasions)—2-0-2 vs. Alaska Anchorage (12/6/96); 1-1-2 vs. Northern Michigan (1/10/97); at Minnesota-Duluth (1/24/97); 0-2-2 at Colorado College (11/17/96).

High Series (two points on four occasions)—2-0-2 vs. Alaska Anchorage (12/6/96); 1-1-2 vs. Northern Michigan (1/10/97) and at Minnesota-Duluth (1/24/97); 0-2-2 at Colorado College (11/17/96).

Prep—played the 1994-95 and 1995-96 seasons with the St. Albert Saints of the Alberta Junior Hockey League (AJHL) ... tallied 24-36-60 in 32 games ... selected to the AJHL all-star team, which plays for the Viking Cup ... the Saints won the '94-95 conference championship with a 39-16-5 record ... played for the Southside Athletics Midget AAA team from 1992-94 ... in 71 games, scored 48-77-125.

Personal—born Steven Edward Reinprecht ... shoots left ... major is undecided ... birthdate is 5/7/76 ... parents are Paul and Jacque.

REINPRECHT STATISTICS

CAREER

Year	GP	SOG	G	A	Pts	Pen-Min	PP	SH	GW
1996-97	38	59	11	9	20	6-12	3	0	2
TOTALS	38	59	11	9	20	6-12	3	0	2


WCHA

Year	GP	SOG	G	A	Pts	Pen-Min	PP	SH	GW
1996-97	32	47	10	7	17	5-10	3	0	2
TOTALS	32	47	10	7	17	5-10	3	0	2

TIM ROTHERING**

24

Junior • Defenseman • 6-0 • 190
Madison, Wis. • Kelowna (B.C.) Spartans (BCJHL)




Badger Bite—UW's top returning scoring defenseman.

Sophomore Year (1996-97)—registered season highs for goals, assists and points (5-14-19) ... tallied at least one point in 15 games, including a four-assist effort at Denver (10/25/96) ... first defenseman since Ulvis Katlaps in 1992 to tally four assists in one game ... prior to the regular season, was member of the U.S. Select Team, which competed for the

Tampere Cup in Finland last fall.

Freshman Year (1995-96)—emerged as one of the WCHA's top rookie blueliners ... tied for rookie scoring lead (with Mike LaPlante) ... two goals topped Badger rookies ... tallied against Michigan State and North Dakota ... had points in 10 games ...

Awards & Honors: Recipient of the Dr. Joseph Coyne Most Consistent Player award after leading the team in plus-minus (+15) ... first rookie defenseman to win that award since Brian Rafalski following the 1991-92 season.



TIM ROTHERING

The Badgers

(Rothering bio, cont.)

High Game—0-4-4 at Denver (10/25/96).

High Series — 0-5-5 at Denver (10/25-26/96).

Pre-College—played the 1994-95 season with the Kelowna (B.C.) Spartans of the BCJHL ... first-team BCJHL all-star ... in 1993-94, was a member of the Kimberley (B.C.) Dynamiters ... also competed in baseball (four years) and football (one year) ... first-team all-city in hockey and baseball ... all-city co-MVP in hockey.

Personal—Timothy Joseph Rothering ... shoots left ... major is undecided ... birthdate is 1/28/75 ... parents are Steve and Kathy.

ROTHERING STATISTICS

CAREER

Year	GP	SOG	G	A	Pts	Pen-Min	PP	SH	GW
1995-96	33	48	2	8	10	21-50	0	0	0
1996-97	32	47	5	14	19	20-51	1	0	0
TOTALS	65	95	7	22	29	41-101	1	0	0


WCHA

Year	GP	SOG	G	A	Pts	Pen-Min	PP	SH	GW
1995-96	25	32	1	5	6	17-42	0	0	0
1996-97	28	41	4	12	16	19-49	0	0	0
TOTALS	53	73	5	17	22	36-91	0	0	0

STEVE SABO***

7

Senior • Defenseman • 6-1 • 190
Madison, Wis. • Kent State University



Badger Bite—transferred to the UW from Kent State following the 1993-94 season (KSU dropped program).

Junior Year (1996-97)—had two-point games against New Hampshire, Michigan Tech and North Dakota ... power-play goals against Michigan Tech and Minnesota ... four goals were a career high.

Sophomore Year (1995-96)—scored points in nine games ... first goal as a Badger came against North Dakota (2/10/96) ... scored game-winning goal in a 5-4 double overtime WCHA playoff game at North Dakota (3/2/96) ... win advanced Wisconsin to the WCHA Final Five.

1994-95—played in three games before undergoing shoulder surgery and taking a medical redshirt.

College—played the 1993-94 season at Kent State ... scored 3-15-18 in 36 games ... spent 1992-93 with the Yorktown Terriers of the Saskatchewan Junior Hockey League, where he tallied 11-31-42 in 62 games ... all-star selection in the SJHL.

Prep—played high school hockey at Warroad (Minn.) ... invited to both USA Hockey's Select-17 and 18 national camps ... all-conference and all-state in hockey ... all-conference in football and baseball ... Maroon & Gold all-star.

Personal—born Steve L. Sabo ... shoots right ... majoring in agricultural business management ... older brother, Scott, was a two-sport athlete at Wisconsin, lettering in both hockey and baseball ... birthdate is 1/7/73 ... mother is Yvonne.

SABO STATISTICS

CAREER

Year	GP	SOG	G	A	Pts	Pen-Min	PP	SH	GW
1994-95*	3	1	0	0	0	0-0	0	0	0
1995-96	34	41	2	8	10	19-41	1	0	0
1996-97	34	66	4	8	12	21-58	2	0	0
TOTALS	71	108	6	16	22	40-99	3	0	0

WCHA


Year	GP	SOG	G	A	Pts	Pen-Min	PP	SH	GW
1994-95*	2	1	0	0	0	0-0	0	0	0
1995-96	27	35	1	7	8	14-41	1	0	0
1996-97	28	52	3	6	9	18-44	2	0	0
TOTALS	57	88	4	13	17	32-85	3	0	0

*redshirted

NIKI SIREN*

20

Sophomore • Wing • 6-2 • 190
Kouvola, Finland • Kookoo Juniors



Badger Bites—name pronounced SEAR-en ... first Finnish-born player to play hockey at the UW and one of two European players on current UW roster (other is Yuri Gusak).

Freshman Year (1996-97)—scored points in 11 of 30 games ... missed seven games with a shoulder injury ... tallied the game-winning goal in a 4-3 decision over Michigan Tech ... first goal as

a Badger came in a 5-2 win over Northern Michigan ... power-play goals scored at Northern Michigan, at Colorado College and against Vermont.

The Badgers

(Siren bio, cont.)

High Game—1-1-2 at Northern Michigan (11/8/96).

High Series — 1-1-2 at Northern Michigan (11/8-9/96).

Prep—played the last two seasons with the Kookoo Juniors (Kouvola, Finland) ... scored 17-22-39 in 50 games ... voted club's best junior player.

Personal—born Niki Marko Siren ... shoots left ... major undecided ... birthdate is 2/5/76 ... parents are Esa and Merja.

SIREN STATISTICS

CAREER

Year	GP	SOG	G	A	Pts	Pen-Min	PP	SH	GW
1996-97	30	38	6	5	11	6-12	3	0	1
TOTALS	30	38	6	5	11	6-12	3	0	1

WCHA

Year	GP	SOG	G	A	Pts	Pen-Min	PP	SH	GW
1996-97	27	37	5	5	10	3-6	2	0	1
TOTALS	27	37	5	5	10	3-6	2	0	1

High Series — two points on five occasions.

Prep—played two years for Hill-Murray High School (1992-94) ... scored 28-38-66 in 52 games ... all-conference in hockey, football and baseball ... all-state honorable mention in hockey ... member of the National Honor Society ... coached by former Badger Steve Rohlik.

Personal—born Mark Edward Smith ... shoots left ... major is kinesiology ... birthdate is 7/13/75 ... mother is Carol.

SMITH STATISTICS

CAREER

Year	GP	SOG	G	A	Pts	Pen-Min	PP	SH	GW
1994-95	7	4	0	0	0	2-12	0	0	0
1995-96	36	8	1	1	2	4-8	0	0	0
1996-97	36	65	6	13	19	8-16	1	1	0
TOTALS	79	77	7	14	21	14-36	1	1	0


WCHA

Year	GP	SOG	G	A	Pts	Pen-Min	PP	SH	GW
1994-95	5	3	0	0	0	1-10	0	0	0
1995-96	29	5	0	1	1	4-8	0	0	0
1996-97	32	58	6	11	17	8-16	1	1	0
TOTALS	66	66	6	12	18	13-34	1	1	0

MARK SMITH ***

22

Senior • Wing • 6-1 • 195
Apple Valley, Minn. • Hill-Murray HS



Badger Bite—walk on.

Junior Year (1996-97)—career highs with six goals and 13 assists ... scored in 16 games, including his first career shorthanded goal at Minnesota-Duluth (1/25/97) ... notched his first career power-play goal in season-opening contest with St. Cloud State ... **1996-97 Awards & Honors:** named to both the WCHA and Big Ten all-academic teams.

Sophomore Year (1995-96)—scored his first goal against Michigan (11/24/95) in the College Hockey Showcase ... first assist came vs. Minnesota-Duluth (2/2/96).


Freshman Year (1994-95)—played in seven games, including five WCHA contests.

High Game—0-2-2 at Alaska Anchorage (12/6/96) and vs. Colorado College (2/7/97).

JAKE SOPER **

30

Junior • Goaltender • 6-1 • 180
Menomonie, Wis. • Menomonie HS



1996-97—redshirted.

Sophomore Year (1995-96)—saw action in four games, including a strong performance in a 5-4 exhibition loss to a Swiss Select team ... WCHA action came against St. Cloud State, Minnesota and Michigan Tech ... only start was at Michigan Tech, a 6-6 overtime tie.

Freshman Year (1994-95)—played in six games, including exhibition contests against

Minnesota-Duluth (Hall of Fame Game) and Sweden Select Team ... first start and win came in a 5-4 decision over St. Cloud State (12/3/94) ... saw action against Denver and Michigan Tech.

Career Highs—made 21 saves in a 5-4 win over St. Cloud State (12/3/94) ... most saves (35) made in a collegiate game came vs. the Swiss Selects in an exhibition game (12/31/95).

PLAYERS

The Badgers

(Soper bio, cont.)

Prep—in three years (1991-94) he played 38 games, accumulating a 3.00 GAA and a .900 save percentage ... lettered in both football and hockey ... captained the '93-94 hockey team and was MVP two years (1992-94) ... honorable mention (1992-93) and all-conference (1993-94) all-Northwest in hockey.

Personal—born Jacob Andrew Soper ... catches left ... majoring in meat and animal science ... birthdate is 4/8/76 ... parents are Foster and Pat.

SOPER STATISTICS

CAREER

Year	GP	W-L-T	Minutes	GA	GAA	SOG	Saves	Sv%	SO
1994-95	3	1-0-0	75:58	5	3.97	32	27	.844	0
1995-96	3	0-0-1	105:00	8	4.57	47	39	.830	0
1996-97*									
TOTALS	6	1-0-1	180:58	13	4.32	79	66	.835	0

WCHA


Year	GP	W-L-T	Minutes	GA	GAA	SOG	Saves	Sv%	SO
1994-95	3	1-0-0	75:58	5	3.97	32	27	.844	0
1995-96	3	0-0-1	105:00	8	4.57	47	39	.830	0
1996-97*									
TOTALS	6	1-0-1	180:58	13	4.32	79	66	.835	0

*redshirted

MIKE VALLEY*

Sophomore • Goaltender • 6-0 • 190
Delta, B.C. • Chilliwack Chiefs (BCJHL)

35



Badger Bite—speaks fluent Swedish.

Freshman Year (1996-97)—saw action in 10 games, including starts in four contests ... recorded wins over Minnesota-Duluth (11/22/96) in a 5-3 verdict and Michigan Tech (1/4/97) in a 5-1 decision ... played in eight league contests, including three appearances against Colorado College ... made 40 saves in a 5-2 loss to Vermont

at the Bank One Badger Hockey Showdown ... had 30-save performances vs. Minnesota-Duluth (33) and at Minnesota (37) ... made his first road start at Minnesota (3/1/97) in a 7-3 loss.

Prep—played the '95-96 season for the Chilliwack Chiefs of the British Columbia Junior A Hockey League (BCJHL) ... Chiefs finished first in the Mainland Division with a 44-12-4 mark, the best in the BCJHL ... ranked first among the league's goal-tenders in goals-against average (3.48) and save percentage (.903) ... posted a 28-7-0 record in 38 games for the Chiefs ... spent the '94-95 season with a Swedish Division I, Junior A team from Vallentuna.

Personal—born Michael Valley ... shoots left ... birthdate is 9/3/76 ... enrolled in the College of Letters and Science ... parents are Hans and Lena.


VALLEY STATISTICS

CAREER


Year	GP	W-L-T	Minutes	GA	GAA	SOG	Saves	Sv%	SO
1996-97	10	2-3-0	425:35	24	3.39	222	198	.892	0
TOTALS	10	2-3-0	425:35	24	3.39	222	198	.892	0

WCHA

Year	GP	W-L-T	Minutes	GA	GAA	SOG	Saves	Sv%	SO
1996-97	5	2-2-0	326:08	17	3.13	164	147	.896	0
TOTALS	5	2-2-0	326:08	17	3.13	164	147	.896	0



MIKE VALLEY



32


**KEVIN
GRANATO**
CENTER

6-0 • 160 • LISLE, ILL.
GREEN BAY GAMBLERS (USHL)

Badger Bites—fourth Granato to play for the UW ... cousin of former Badgers Tony, Don and Rob Granato.

Pre-College—helped lead the Green Bay Gamblers of the USHL to back-to-back national junior championships in 1995-96 and 1996-97 ... was the USHL goal-scoring champion last year ... Gamblers were also regular-season champions both years ... paced his team in scoring last year with 50-48-98 through 80 games, including 41-41-82 in 54 regular-season games ... finished the season as the USHL's third-leading scorer ... spent the 1994-95 season with the Chicago Young Americans ... first three years of high school he attended Naperville North ... his senior year went to Bay Port HS (Green Bay).

Personal—born Kevin James Granato ... major is undecided ... birthdate is 11-24-77 ... coached by Don Granato at Green Bay ... shoots left ... parents are Robert and Shannon.




29

**GRAHAM
MELANSON**
GOALTENDER

5-10 • 175 • PLYMOUTH, NOVA SCOTIA
OMAHA LANCERS (USHL)

Pre-College—played for the USHL's Omaha Lancers, leading them to a first-place finish (40-12-2) in the south division (second overall) ... one of the league's top goalies with a 19-5-1 record, 2.84 goals-against average and an .890 save percentage in '96-97 ... tied for USHL goaltending lead with four shutouts ... attended Deerfield (Mass.) Academy from 1994-96 ... was captain and MVP of both the hockey and baseball teams at Deerfield ... was 20-1-2 during the 1994-95 season for Deerfield ... was the top goaltender at Hockey Night in Boston (1995-96).

Personal—born David Graham Melanson ... plans on majoring in finance at the UW ... shoots left ... birthdate is 3-10-77 ... parents are Ivan and Anne.



34

**RICK
SPOONER**
DEFENSEMAN


6-1 • 190 • SCARBOROUGH, ONT.
PICKERING PANTHERS (MJAHL)

Badger Bite—walk on.

Pre-College—played the previous two seasons with the Pickering Panthers of the Metro Jr. A league, scoring 17-49-66 in 101 games ... finished first in the East division with a 34-12-4 mark in '96-97 ... captained the Panthers and the East all-stars ... Athlete of the Year in 1994-95 at Sir Oliver Mowat HS (Toronto) ... made the honor roll every semester in high school.

Personal—born Richard Peter Spooner ... plans on majoring in engineering ... shoots left ... birthdate is 6-29-78 ... parents are Peter and Ann Marie.

ADDITIONAL VARSITY CANDIDATES



**TED
CARLSON**
JUN./SOPH.
DEFENSEMAN

6-2 • 195 • ROSEMOUNT, MINN.
ROSEMOUNT HS

2




**MIKE
CERNIGLIA**
SOPH./FR.
FORWARD

6-0 • 185 • MADISON, WIS.
NORTH IOWA (USHL)

33

PLAYERS

Newcomers



25


**CHAD
STAUFFACHER**
WING

6-0 • 210 • SUN PRAIRIE, WIS.
GREEN BAY GAMBLERS (USHL)

Badger Bites—teammate of UW rookie Kevin Granato and current UW defenseman Alex Brooks at Green Bay.

Pre-College—played the last three seasons (1994-97) for the Green Bay Gamblers (USHL) ... the Gamblers won the national junior championship and the regular-season USHL title the last two years ... was second in team scoring (behind Granato) with 46-47-83 in 54 games in '96-97 ... eighth overall in the USHL scoring race ... in three seasons with the Gamblers, played in 158 games and tallied 90-78-168 ... during the 1995-96 season, put up 51-39-90 in 69 games and led the USHL in goals scored ... graduated from Sun Prairie HS in 1994, where he was first-team all conference his senior year.

Personal—born Chad Michael Stauffacher ... major is undecided ... shoots right ... birthdate is 6-22-76 ... parents are John and Ann.



13


**ROB
VEGA**
DEFENSEMAN

6-1 • 195 • MADISON, WIS.
VICTORIA SALSA (BCJHL)

Badger Bites—one of five players on UW roster from Madison ... walk-on.

Pre-College—played prep hockey at Edgewood High School ... during the 1995-96 season, he scored 20-24-44 in 32 games for the Crusaders ... team won state titles in both 1994-95 and 1995-96 ... spent last year with the Victoria Salsa of the British Columbia Junior Hockey League (BCJHL) ... in 55 games, tallied 8-24-32, leading all Salsa defensemen in scoring ... member of Team Wisconsin which participated in the Chicago Showcase ... two-time all-state, three-time all-city and three-time all-conference selection while at Edgewood ... all-time top scoring defenseman at Edgewood.

Personal—born Robert J. Vega ... plans on studying business at the UW ... shoots right ... birthdate is 9-20-77 ... parents are Roland and Joan.



31

**ANDY
WHEELER**
WING

5-9 • 180 • DULUTH, MINN.
DULUTH EAST HS

Badger Bite—walk-on.

Prep—played high school hockey for Duluth (Minn.) East ... during 1995-96 had 25-25-50 in 28 games ... he tallied 55 points his senior year, leading Duluth to a 26-1-1 mark ... lost in Minnesota state high school playoffs in the championship final ... earned all-state honors in both soccer and hockey ... all-conference tennis player.

Personal—born Andrew Heimbach Wheeler ... plans on majoring in history ... birthdate is 1-13-79 ... shoots left ... parents are Tom and Patty.


ADDITIONAL VARSITY CANDIDATES



**DAN
GUENTHER**
JUN./SOPH.
FORWARD

5-11 • 175 • ELM GROVE, WIS.
TABOR ACADEMY


15



**WOODY
LEVIN**
SOPHOMORE
FORWARD

5-10 • 180 • GLENCOE, ILL.
CHICAGO YOUNG AMERICANS

3



1996-97 REVIEW

1996-97 Review

THE SEASON

The Wisconsin hockey team finished its 1996-97 season with a 15-21-2 mark overall and a 15-15-2 mark in WCHA play. The Badgers ended the season with 32 points in league play, good for a seventh-place finish.

The win total (15) were the fewest under Sauer and the lowest total since the 1979-80 season when that UW squad was 15-20-1. In league play, the Badgers improved on their 14-15-3 WCHA mark from 1995-96.

THE PLAYOFFS

Wisconsin travelled to Colorado Springs for the first round of the WCHA playoffs to take on Colorado College. The Tigers won the best-of-three series, 2-0, winning 9-3 and 1-0 (four overtimes).

The first-round exit by the UW was the earliest since '79-80. It also marked the first time in the history of the WCHA playoff championships (started in 1987-88), that a Badger team did not advance to the league semifinals.

MAKING HISTORY

Wisconsin and Colorado College set an NCAA record at the Air Force Academy's Cadet Ice Arena in Colorado Springs, Colo. On March 8, 1997, the Badgers and Tigers played 129:30 of scoreless hockey before CC scored the game's only goal in the fourth overtime.

The game is the longest collegiate men's hockey game in history, shattering the old record of 102:09 set by North Dakota and Minnesota on Dec. 21, 1968. The Sioux defeated the Gophers 5-4 in five overtimes during the Minnesota Holiday Classic Championship in Bloomington, Minn.

BOOKSMART

Three UW hockey players were named to the WCHA all-academic team for the 1996-97 season. Senior Kirk Daubenspeck and juniors Rick Enrico and Mark Smith repre-

sented Wisconsin.

Requirements include having completed at least one year of schooling at your current institution, maintaining a 3.0 GPA or having a 3.0 GPA for the previous two or three semesters and playing in at least half of your institution's hockey games.

Goaltenders must

have played at least 33 percent of the team's minutes during the season.

For Enrico and Smith it was the second straight year they have been named to the WCHA all-academic team. It was Daubenspeck's first all-academic honor.

ALL-AMERICAN

Senior Kirk Daubenspeck's second-team all-America selection was the first for a Badger goaltender since Duane Derksen in 1992. Daubenspeck became the sixth UW goaltender to earn all-America accolades. Previous all-America Badger netminders were first-team selections Julian Baretta (1977) and Roy Schultz (1980) and second-team honorees Dean Anderson (1988), Curtis Joseph (1989) and Duane Derksen (1992).

The last Wisconsin player named first-team all-America was defenseman Brian Rafalski in 1995.

ROOKIE RECAP

Wisconsin's rookie forward class of Dustin Kuk, T.R. Moreau, Steve Reinprecht and Niki Siren was arguably the best in the WCHA last season. The four combined to score 33-40-73, making them the highest scoring group of UW rookies since 1988-89 when Doug Macdonald (23-25-48), Sean Hill (2-23-25), Brett Kurtz (4-9-13) and Chris Nelson (1-4-5) combined to score 30-61-91.

Kuk finished the year fifth among all WCHA rookies with 9-17-26. His 17 assists

1996-97 TEAM AWARDS

Ivan B. Williamson Scholastic Award	Kirk Daubenspeck
Spike Carlson MVP Award	Kirk Daubenspeck
Most Improved Player Award	Chris Exarhos
Dr. Joseph Coyne Most Consistent Player Award	Yuri Gusak
Fenton Kelsey Jr., Most Competitive Player Award	Tim Krug
Jim Santulli WHA-TV 7th Man Award	Joe Bianchi

were the most by a UW rookie since Jason Zent tallied 18 during the 1990-91 season.

Reinprecht, who tallied 11-9-20 (10-7-17 WCHA), was one of just six league rookies this season to break the double-figure mark in goals scored in WCHA play. He finished tied for 10th in overall scoring.

SHORTHANDED SNIPER

Junior center Joe Bianchi scored his seventh career shorthanded goal during the 1996-97 season. He ranks tied for fifth on Wisconsin's career shorthanded goal list.

Bianchi had three shorthanded scores last season, including back-to-back man-down tallies at Alaska Anchorage. The record-holders are Norm Cherrey (1969-72) and John Johansson (1980-84) with nine each. Listed below are the Badgers' top 10 career shorthanded goal scorers.

Rk.	Name	Games	SHG
1.	Norm Cherrey (1969-72)	145	9
	John Johansson (1980-84)	171	9
3.	Brian Mullen (1980-82)	71	8
	Steve Tuttle (1984-88)	147	8
5.	JOE BIANCHI (1994-CURRENT)	113	7
	James Boyd (1968-71)	101	7
	Rod Romanchuk (1975-79)	162	7
	Mike Eaves (1974-78)	160	7
	Paul Houck (1982-83)	165	7
	Blaine Moore (1990-94)	141	7

1996-97 In Review

ATTENDANCE BREAKDOWN

Wisconsin played in front of 278,305 fans during the 1996-97 season in 38 games. That is an average of 7,324 fans per contest. The Badgers averaged over 100 percent capacity at home last season. Capacity is listed at 8,100 for the Dane County Coliseum. Listed below are attendance totals broken down for home, road and neutral site games.

	Dates	Total	Avg.
Home	16	130,673	8,167
Road	18	99,672	5,537
Neutral	4	47,870	11,968
TOTAL	38	278,305	7,324

DID YOU KNOW ...

The Badgers scored 50 goals in the second period in '96-97, the most of any WCHA team ... the only other team to score more than 50 goals in any period was North Dakota, which scored 51 goals in the third period ... the UW gave up the fewest goals in the third period (32) and the most in the first period (47) ... the Badgers were 16-62 (25.8 percent) on the power-play on the road in 1996-97, the second-highest road power-play success rate in the league ... Wisconsin was 8-7-1 at home and 7-10-1 on the road ... the UW had an 0-4-0 non-conference record ... a total of 15 players on this year's roster missed at least one game ... rookie blueliners Alex Brooks and Jeff Dessner missed the entire season with back injuries ... the remaining 12 Badgers combined to miss 40 games in 1996-97.

SCORING BREAKDOWN

All Scoring

Class	G	A	Pts.
Seniors	21	26	47
Juniors	63	85	148
Sophomores	15	40	55
Freshmen	33	45	78
Totals	132	196	328

Percentages

Class	G	A	Pts.
Seniors	15.9%	13.3%	14.3%
Juniors	47.8%	43.3%	45.1%
Sophomores	11.3%	20.4%	16.8%
Freshmen	25.0%	23.0%	23.8%
Totals	100%	100%	100%

A Year for the Record Books

Senior goaltender Kirk Daubenspeck ended his stellar UW career in 1996-97. He not only excelled on the ice, but also in the classroom, breaking a 40-year-old WCHA record and earning academic all-league honors. Listed below are a few of the highlights from Daubenspeck's senior year.

Jan. 25, 1997 — With his 62-save performance, including 26 in the second period, Daubenspeck tied a Wisconsin record for saves in a game (Jim Makey made 62 saves against Michigan State on Jan. 12, 1973). He set the UW record for saves in a period, breaking Terry Kleisinger's mark of 25 set vs. Minnesota on Nov. 29, 1980.

Feb. 7, 1997 — Daubenspeck made his 3,223rd save as a Badger in the third period against Colorado College, making him the Badgers' all-time save leader. He passed Duane Derksen who held the previous record (3,222).

March 8, 1997 — After a record 129:30 minutes of play, the Badgers lost 1-0 in four overtimes to Colorado College, but Daubenspeck established a WCHA and UW record with 75 saves, while breaking the record for most minutes played in a game (along with CC goaltender Judd Lambert). The previous record of 73 saves was set by Ed Schiller of Michigan State on Feb. 6, 1954.

March 14, 1997 — Daubenspeck was named to the all-WCHA second-team and also to the all-academic all-league team. He was selected by the players in the WCHA as the College Hockey USA/WCHA Players' All-Star first team goaltender.

March 27, 1997 — Voted second-team all-America by the American Hockey Coaches Association (ACHA). He is the first UW goaltender since Duane Derksen in 1991-92 to earn all-America status.

April 4, 1997 — Named the team MVP for the second year in a row and also the recipient of the Ivan B. Williamson Scholastic Award at the annual UW hockey awards banquet. Daubenspeck became just the second player in UW history to receive both awards in the same year (Mike Eaves in 1975-76). He is the first Badger to earn MVP honors in back-to-back years since goaltender Gary Johnson was chosen the team MVP three consecutive years from 1964-67.

1996-97 Statistics

All Games

WCHA Games —Final Stats

NO	NAME, POS	GP	SOG	G	A	PTS	P-MIN	PP	GW	SH	FG	GT	GP	G	A	PTS	P-MIN	PP	SH	GW
9	Englehart, C	35	99	17	19	36	39-89	3	1	1	1	2	29	15	14	29	30-60	3	1	1
21	Bianchi, C	37	137	16	17	33	20-48	4	4	3	1	3	31	15	15	30	14-36	3	3	4
8	Haley, W-C	36	65	14	13	27	11-33	5	0	0	2	3	30	9	12	21	10-31	3	0	0
18	Kuk, W	37	68	9	17	26	27-81	3	0	0	1	2	31	6	15	21	24-67	2	0	0
26	Enrico, W	36	114	10	15	25	10-20	4	1	1	2	0	30	10	13	23	9-18	4	1	1
27	Reinprecht, C	38	59	11	9	20	6-12	3	2	0	0	2	32	10	7	17	5-10	3	0	2
19	Bradley, C-W	38	71	8	12	20	26-60	1	0	0	0	2	32	7	12	19	22-52	0	0	0
22	Smith, W	36	65	6	13	19	8-16	1	0	1	1	1	32	6	11	17	8-16	1	1	0
24	Rothering, D	32	47	5	14	19	20-51	1	0	0	1	1	28	4	12	16	19-49	0	0	0
10	Moreau, W	33	60	7	9	16	19-46	1	1	0	2	0	27	6	7	13	18-44	1	0	1
4	Gruden, D	34	32	3	11	14	17-45	0	1	0	1	0	28	2	10	12	15-41	0	0	1
7	Sabo, D-W	34	66	4	8	12	21-58	2	0	0	1	1	28	3	6	9	18-44	2	0	0
20	Siren, W	30	38	6	5	11	6-12	3	1	0	0	1	27	5	5	10	3-6	2	0	1
32	Exarhos, W-C	34	38	5	6	11	15-30	0	0	0	0	0	29	5	6	11	13-26	0	0	0
17	Anderson, D	34	58	3	8	11	7-22	1	0	0	0	1	28	3	8	11	6-20	1	0	0
11	Gusak, W	25	23	4	4	8	1-2	0	1	0	1	0	20	4	4	8	1-2	0	0	1
5	Krug, D	36	37	2	4	6	19-38	0	2	0	0	0	30	2	3	5	17-34	0	0	2
28	Bjornlie, C-W	28	15	0	5	5	1-2	0	0	0	0	0	22	0	5	5	1-2	0	0	0
6	Peterson, D	32	25	2	1	3	11-22	0	1	0	0	0	28	2	1	3	6-12	0	0	1
1	Daubenspeck, G	33	1	0	3	3	3-6	0	0	0	0	0	28	0	3	3	3-6	0	0	0
25	LaPlante, D	32	35	0	3	3	25-58	0	0	0	0	0	27	0	3	3	21-50	0	0	0
15	Guenther, W	1	1	0	0	0	0-0	0	0	0	0	0	1	0	0	0	0-0	0	0	0
23	Raygor, W bench	6	8	0	0	0	4-8	0	0	0	0	0	6	0	0	0	4-8	0	0	0
							6-12										5-10			

WISCONSIN	38	1162	132	196	328	322-771	32	15	6	14	19	32	115	170	285	272-644	25	6	15
Opponents	38	1343	150	220	370	298-727	40	21	4	24	17	32	115	165	280	250-630	30	4	15

NO	GOALTENDER	GP-GS	W	L	T	MINUTES	GA	GAA	SOG	SVS	SV%	SO	SP	ENG
1	Daubenspeck	33-33	13	18	2	1925:25	124	3.86	1119	995	.889	1	23	0
	WCHA	28-28	13	13	2	1596:38	97	3.65	912	815	.894	1	28	0
35	Valley	10-5	2	3	0	425:35	24	3.39	222	198	.892	0	5	2
	WCHA	5-4	2	2	0	326:08	17	3.13	164	147	.896	0	5	1
30	Soper	1-0	0	0	0	3:50	0	0.00	0	0	.000	0	0	0

WISCONSIN	38	15	21	2	2354:51	148	3.77	1341	1193	.890	1	39	2
WCHA	32	15	15	2	1926:36	114	3.55	1076	962	.894	1	33	1
Opponents	38	21	15	2	2359:37	128	3.25	1158	1030	.889	2	36	4
WCHA	32	15	15	2	1930:07	111	3.45	950	839	.883	1	26	4

Team Statistics

POWER-PLAY STATISTICS (WCHA)

WISCONSIN	32 of 150 = 21.3% (25-122; 20.5%)
Opponents	40 of 176 = 22.7% (30-148; 20.3%)

PENALTY-KILL EFFICIENCY (WCHA)

WISCONSIN	136 of 176 = 77.3% (118-148; 79.7%)
Opponents	118 of 150 = 78.7% (97-112; 79.5%)

SAVES	1	2	3	ot	2ot	3ot	4ot	Total
WISCONSIN	387	397	365	12	15	13	4	1193
Opponents	341	342	305	22	8	7	5	1030

SCORE BY PERIODS

	1	2	3	ot	2ot	3ot	4ot	Total/avg
WISCONSIN	37	57	37	1	0	0	0	132/3.47
Opponents	62	47	40	0	0	0	1	150/3.95

SHOTS / GOAL

	1 / avg	2 / avg	3 / avg	ot/2ot/3ot/4ot	Total/avg
WISCONSIN	378/9.9	399/10.5	342/9.0	23/8/7/5	1162/30.6
Opponents	449/11.8	443/11.7	406/10.7	12/15/13/5	1343/35.2

PENALTIES	1	2	3	ot	2ot	3ot	4ot	Total/avg
WISCONSIN	100	99	119	1	3	0	0	322/8.4
Opponents	89	107	99	2	1	0	0	298/7.8

KEY: PP: power-play goals/ GW: game-winning goals/ SH: shorthanded goals/ FG: first goal of game/ GT: game-tying goal/ SO: shutouts/ SP: shutout periods/ ENG: empty net goals

1996-97 Results

RECORD: 15-21-2 OVERALL, 15-15-2 WCHA

DATE	RESULT	OPPONENT	GOALS	GOALIE SAVES	ATTEND.
Oct. 18	W 2-0	ST. CLOUD STATE	<u>4</u> , 22*	Daubenspeck, 18	8,002
Oct. 19	L 2-3	ST. CLOUD STATE	27, 8^	Daubenspeck, 31	8,090
Oct. 25	W 8-3	at Denver	19, 9*, 32, <u>21</u> , 22, 27, 17, 21*	Daubenspeck, 26 Soper, 0	4,700+
Oct. 26	L 2-3	at Denver	26, 22	Daubenspeck, 26	4,700+
Nov. 1	W 3-2	MINNESOTA	17*, <u>5</u> , 8e	Daubenspeck, 20	8,100+
Nov. 2	L 1-6	MINNESOTA	26	Daubenspeck, 22	8,100+
Nov. 8	W 5-2	at Northern Michigan	9, 20*, <u>9</u> , 19, 9	Daubenspeck, 31	2,757
Nov. 9	W 4-3	at Northern Michigan	21, 9, 27, <u>11</u>	Daubenspeck, 33	3,000
Nov. 16	L 3-7	at Colorado College	9, 26*, 10	Daubenspeck, 12 Valley, 13	2,989
Nov. 17	L 4-5	at Colorado College	10, 20*, 8, 10*	Daubenspeck, 22	2,941
Nov. 22	W 5-3	MINNESOTA-DULUTH	19, 9, 21*, <u>26</u> , 8e	Valley, 33	8,217+
Nov. 23	L 0-4	MINNESOTA-DULUTH	no scoring	Daubenspeck, 32	8,182+
Nov. 29	L 1-3	vs. Michigan StateΔ	9	Daubenspeck, 29	11,209
Nov. 30	L 4-8	vs. MichiganΔ	4, 8, 8*, 24*	Daubenspeck, 22 Valley, 5	12,138
Dec. 6	W 6-2	at Alaska Anchorage	8, 9, <u>27</u> , 19, 27*, 19	Daubenspeck, 15	5,421
Dec. 7	T 5-5, ot	at Alaska Anchorage	22, 24, 9*, 21#, 21#	Daubenspeck, 29	5,526
Dec. 27	L 7-9	vs. New HampshireΔΔ	18, 18*, 19*, 8, 7, 10, 21*	Daubenspeck, 29	12,195
Dec. 28	L 2-5	vs. VermontΔΔ	20*, 27	Valley, 40	12,328
Dec. 31	L 1-7	FINNISH NATIONAL TEAM (Exh.)	26	Daubenspeck, 26 Valley, 21	7,158
Jan. 3	W 4-3	MICHIGAN TECH	26, 26*, 24, <u>20</u>	Daubenspeck, 25	7,938
Jan. 4	W 5-1	MICHIGAN TECH	7*, <u>21</u> *, 9, 32, 11	Valley, 28	8,066
Jan. 10	W 4-1	NORTHERN MICHIGAN	24, <u>27</u> *, 9, 20	Daubenspeck, 28	8,009
Jan. 11	L 1-4	NORTHERN MICHIGAN	24	Valley, 20	8,109+
Jan. 17	W 5-2	at North Dakota	8*, 22, <u>6</u> , 21, 18e	Daubenspeck, 42	6,067+
Jan. 18	L 6-8	at North Dakota	6, 19, 18*, 26*, 7, 32	Daubenspeck, 36	6,067+
Jan. 24	W 6-3	at Minnesota-Duluth	10, 9, 27*, <u>10</u> , 9, 9#e	Daubenspeck, 32	5,218
Jan. 25	W 4-1	at Minnesota-Duluth	22#, <u>5</u> , 8*, 21#	Daubenspeck, 62	5,333+
Jan. 31	T 2-2, ot	ALASKA ANCHORAGE	21, 21	Daubenspeck, 29	8,220+
Feb. 1	W 4-3, ot	ALASKA ANCHORAGE	11, 11, 18, <u>21</u>	Daubenspeck, 18	8,268+
Feb. 7	W 5-2	COLORADO COLLEGE	8, 27, <u>21</u> , 18, 20	Daubenspeck, 37	8,319+
Feb. 8	L 2-6	COLORADO COLLEGE	4, 10	Daubenspeck, 25 Valley, 6	8,309+
Feb. 14	L 4-5	at St. Cloud State	18, 26, 27*, 9	Daubenspeck, 29	5,033
Feb. 15	L 1-7	at St. Cloud State	21	Daubenspeck, 18 Valley, 9	6,119
Feb. 21	L 3-5	DENVER	18*, 8*, 19	Daubenspeck, 26	8,324+
Feb. 22	L 3-4	DENVER	26, 27, 32	Daubenspeck, 33	8,420+
Feb. 28	L 3-4	at Minnesota	26#, 17, 7*	Daubenspeck, 58	18,330
Mar. 1	L 3-7	at Minnesota	21, 32, 8	Valley, 38	9,849+
Mar. 7	L 3-9	at Colo. College-WCHA First Round•	8*, 18, 9	Daubenspeck, 25 Valley, 6	2,734
Mar. 8	L 0-1, 4ot	at Colo. College-WCHA First Round•	no scoring	Daubenspeck, 75	2,888

KEY: *powerplay goal; ___ game-winning goal; e- empty net goal; #shorthanded goal; +sell-out; Δ College Hockey Showcase (Detroit);
^converted penalty shot; ΔΔ Badger Hockey Showdown (Milwaukee); • WCHA First Round; •• WCHA Playoff Championships

Player Game-by-Game

Opponent	Craig Anderson	Joe Bianchi	Dan Bjornlie	E.J. Bradley	Brad Englehart	Rick Enrico	Chris Exarhos	Luke Gruden	Yuri Gusak	Darren Haley
SCS	0-0-0	0-0-0	dnd	0-0-0	0-1-1	0-0-0	0-0-0	*1-0-1	dnd	0-0-0
SCS	dnd	0-0-0	dnd	0-0-0	0-0-0	0-0-0	0-0-0	0-0-0	dnd	Δ1-0-1
@DU	1-1-2	*!2-1-3	dnt	1-0-1	!1-0-1	0-2-2	1-1-2	0-0-0	dnt	0-0-0
@DU	0-0-0	0-0-0	dnt	0-0-0	0-1-1	1-0-1	0-0-0	0-0-0	dnt	0-1-1
UM	!1-0-1	0-0-0	dnd	0-1-1	0-1-1	0-0-0	0-0-0	0-0-0	dnd	e1-0-1
UM	0-0-0	0-0-0	dnd	0-0-0	0-0-0	1-0-1	0-0-0	0-1-1	dnd	0-0-0
@NMU	0-1-1	0-1-1	0-0-0	1-0-1	*!3-0-3	0-1-1	inj	dnd	0-0-0	0-0-0
@NMU	0-0-0	1-0-1	dnd	0-0-0	1-0-1	0-3-3	inj	0-0-0	*1-0-1	0-1-1
@CC	0-1-1	0-0-0	dnt	0-1-1	1-1-2	!1-0-1	0-0-0	inj	0-0-0	0-0-0
@CC	0-0-0	0-0-0	dnt	0-0-0	0-0-0	0-0-0	0-1-1	0-0-0	0-0-0	1-0-1
UMD	0-0-0	!1-0-1	0-0-0	1-0-1	1-1-2	*1-1-2	0-1-1	0-0-0	0-0-0	e1-0-1
UMD	0-0-0	0-0-0	0-0-0	0-0-0	0-0-0	0-0-0	0-0-0	0-0-0	0-0-0	0-0-0
MSU	0-0-0	0-1-1	0-0-0	0-0-0	1-0-1	0-1-1	0-0-0	0-0-0	0-0-0	0-0-0
MICH	0-0-0	0-1-1	0-0-0	0-1-1	0-3-3	0-1-1	0-0-0	1-0-1	0-0-0	!2-0-2
@UAA	0-1-1	0-2-2	dnd	2-0-2	1-0-1	0-0-0	0-1-1	0-1-1	0-0-0	1-0-1
@UAA	0-0-0	##2-2-4	0-0-0	0-0-0	!1-0-1	0-3-3	0-0-0	0-0-0	0-0-0	0-2-2
UNHΔΔ	0-0-0	!1-0-1	0-0-0	!1-1-2	0-1-1	0-0-0	0-0-0	0-1-1	dnd	1-1-2
VermontΔΔ	0-0-0	0-0-0	0-0-0	0-0-0	0-0-0	0-0-0	dnd	0-0-0	0-0-0	0-0-0
<i>Assat Pori</i>	<i>0-0-0</i>	<i>dnd</i>	<i>0-0-0</i>	<i>0-0-0</i>	<i>0-1-1</i>	<i>!1-0-1</i>	<i>0-0-0</i>	<i>0-0-0</i>	<i>0-0-0</i>	<i>0-0-0</i>
MTU	dnd	0-2-2	0-0-0	0-1-1	0-2-2	!2-0-2	0-0-0	0-0-0	0-0-0	0-2-2
MTU	0-1-1	*!1-0-1	0-1-1	0-0-0	1-1-2	0-1-1	1-0-1	0-0-0	1-1-2	0-2-2
NMU	0-0-0	0-0-0	0-1-1	0-0-0	1-0-1	0-0-0	0-0-0	0-1-1	0-1-1	0-1-1
NMU	0-0-0	0-0-0	0-0-0	0-0-0	0-0-0	0-0-0	0-1-1	0-1-1	0-0-0	0-0-0
@UND	dnd	1-1-2	0-0-0	0-0-0	0-2-2	0-0-0	0-0-0	0-0-0	0-0-0	!1-0-1
@UND	0-1-1	0-0-0	0-2-2	1-1-2	0-0-0	!1-0-1	1-0-1	0-1-1	0-1-1	0-0-0
@UMD	0-0-0	0-2-2	0-0-0	0-1-1	#3-0-3e	inj	0-0-0	0-1-1	0-0-0	dnd
@UMD	0-1-1	#1-1-2	0-0-0	0-0-0	0-1-1	inj	0-0-0	0-0-0	0-1-1	!1-0-1
UAA	0-0-0	2-0-2	0-0-0	0-0-0	0-0-0	0-0-0	0-0-0	inj	0-0-0	inj
UAA	0-0-0	*1-1-2	0-1-1	0-0-0	inj	0-0-0	0-1-1	inj	2-0-2	0-0-0
CC	0-0-0	*1-0-1	0-0-0	0-1-1	inj	0-1-1	0-0-0	0-1-1	0-0-0	1-0-1
CC	0-0-0	0-0-0	0-0-0	0-1-1	inj	0-0-0	0-0-0	1-0-1	0-0-0	0-1-1
@SCS	0-1-1	0-1-1	0-0-0	0-1-1	1-1-2	!1-0-1	0-0-0	0-0-0	inj	0-0-0
@SCS	0-0-0	1-0-1	0-0-0	0-0-0	0-0-0	0-0-0	dnd	0-0-0	inj	0-0-0
DU	dnd	0-1-1	0-0-0	1-0-1	0-1-1	0-0-0	0-0-0	0-2-2	inj	!1-1-2
DU	0-0-0	inj	0-0-0	0-0-0	0-1-1	1-0-1	1-0-1	0-0-0	inj	0-0-0
@UM	1-0-1	0-0-0	0-0-0	0-0-0	0-0-0	#1-0-1	0-0-0	0-0-0	inj	0-1-1
@UM	0-0-0	1-0-1	0-0-0	0-2-2	0-0-0	0-1-1	1-0-1	0-1-1	inj	1-0-1
@CC+	0-0-0	0-0-0	0-0-0	0-0-0	1-0-1	0-1-1	0-0-0	0-0-0	0-0-0	!1-0-1
@CC+	0-0-0	0-0-0	0-0-0	0-0-0	0-0-0	0-0-0	0-0-0	0-0-0	0-0-0	0-0-0

*game-winning goal; !power-play goal; Δconverted penalty shot; dnd=did not dress; dnt=did not travel; inj=injured
 e=empty net goal; ΔΔBank One Badger Hockey Showdown; +WCHA playoff game; *italics indicate exhibition game*

Player Game-by-Game

Opponent	Tim Krug	Dustin Kuk	Mike LaPlante	T.R. Moreau	Matt Peterson	Steve Reinprecht	Tim Rothering	Steve Sabo	Niki Siren	Mark Smith
SCS	0-0-0	0-1-1	0-0-0	0-0-0	dnd	0-0-0	0-0-0	0-0-0	0-1-1	!1-0-1
SCS	0-0-0	0-1-1	0-0-0	0-1-1	0-0-0	1-0-1	0-0-0	0-0-0	0-0-0	0-0-0
@DU	0-1-1	0-1-1	0-1-1	0-0-0	0-0-0	1-0-1	0-4-4	dnd	0-0-0	1-0-1
@DU	dnd	0-0-0	0-1-1	0-0-0	0-0-0	0-0-0	0-1-1	0-0-0	0-0-0	1-0-1
UM	*1-0-1	0-0-0	dnd	0-0-0	0-0-0	0-0-0	0-0-0	0-0-0	0-1-1	0-1-1
UM	0-0-0	0-0-0	0-0-0	0-0-0	0-0-0	0-0-0	0-0-0	dnd	0-0-0	0-0-0
@NMU	0-0-0	0-0-0	0-0-0	0-1-1	0-0-0	0-0-0	0-0-0	0-1-1	!1-1-2	0-1-1
@NMU	0-0-0	0-1-1	0-0-0	0-0-0	0-0-0	1-0-1	0-1-1	0-0-0	0-0-0	0-0-0
@CC	0-0-0	0-1-1	0-0-0	1-0-1	0-0-0	0-0-0	0-1-1	0-0-0	0-0-0	0-0-0
@CC	0-0-0	0-1-1	0-0-0	!2-0-2	inj	0-2-2	0-0-0	0-1-1	!1-0-1	0-0-0
UMD	0-0-0	0-0-0	0-1-1	0-0-0	inj	0-0-0	0-1-1	dnd	0-1-1	0-1-1
UMD	0-0-0	dnd	0-0-0	0-0-0	inj	0-0-0	0-0-0	0-0-0	0-0-0	0-0-0
MSU	0-0-0	0-0-0	0-0-0	0-0-0	dnd	0-0-0	0-0-0	0-0-0	0-0-0	inj
MICH	0-0-0	0-0-0	0-0-0	0-0-0	0-0-0	0-0-0	!1-1-2	0-0-0	inj	inj
@UAA	0-0-0	0-2-2	0-0-0	0-0-0	0-0-0	*!2-0-2	0-1-1	0-0-0	inj	0-2-2
@UAA	0-0-0	0-0-0	0-0-0	inj	0-0-0	0-0-0	1-0-1	0-0-0	1-0-1	0-0-0
UNHΔΔ	0-0-0	!2-1-3	dnd	1-1-2	0-0-0	0-1-1	0-1-1	1-1-2	0-0-0	0-1-1
VermontΔΔ	0-0-0	0-1-1	0-0-0	0-1-1	dnd	1-0-1	0-0-0	0-0-0	!1-0-1	0-1-1
<i>Assat Pori</i>	<i>0-0-0</i>	<i>0-0-0</i>	<i>0-0-0</i>	<i>dnd</i>	<i>0-0-0</i>	<i>0-0-0</i>	<i>0-0-0</i>	<i>0-0-0</i>	<i>0-0-0</i>	<i>0-0-0</i>
MTU	0-0-0	0-0-0	0-0-0	inj	0-0-0	0-0-0	1-0-1	0-0-0	*1-0-1	0-1-1
MTU	0-0-0	0-0-0	0-0-0	inj	dnd	0-0-0	0-0-0	!1-1-2	0-0-0	0-1-1
NMU	dnd	0-2-2	0-0-0	inj	0-0-0	*!1-1-2	1-0-1	0-0-0	1-0-1	0-0-0
NMU	0-0-0	0-0-0	dnd	inj	0-0-0	0-0-0	1-0-1	0-0-0	0-0-0	0-0-0
@UND	0-1-1	1-0-1e	0-0-0	0-0-0	*1-0-1	0-1-1	0-0-0	0-1-1	inj	1-0-1
@UND	0-0-0	!1-1-2	dnd	0-1-1	1-0-1	0-0-0	0-1-1	1-1-2	inj	0-0-0
@UMD	0-0-0	0-2-2	0-0-0	*2-0-2	0-0-0	!1-1-2	dnd	0-0-0	0-1-1	0-1-1
@UMD	*1-0-1	0-0-0	dnd	0-0-0	0-0-0	0-0-0	0-1-1	0-0-0	0-0-0	#1-0-1
UAA	0-0-0	0-2-2	0-0-0	0-1-1	0-0-0	0-0-0	0-0-0	0-0-0	0-0-0	0-0-0
UAA	0-0-0	1-0-1	0-0-0	0-1-1	0-1-1	0-0-0	0-0-0	0-0-0	inj	0-0-0
CC	0-1-1	1-0-1	0-0-0	0-1-1	0-0-0	1-0-1	inj	0-0-0	1-0-1	0-2-2
CC	0-0-0	0-0-0	0-0-0	1-0-1	0-0-0	0-1-1	inj	0-0-0	0-0-0	0-0-0
@SCS	0-0-0	1-0-1	0-0-0	0-0-0	0-0-0	!1-0-1	0-0-0	dnd	0-0-0	0-0-0
@SCS	0-0-0	0-0-0	0-0-0	0-0-0	0-0-0	0-0-0	0-0-0	0-0-0	0-0-0	0-0-0
DU	0-0-0	!1-0-1	0-0-0	0-0-0	0-0-0	0-0-0	0-0-0	0-0-0	0-0-0	0-0-0
DU	0-0-0	0-0-0	0-0-0	0-0-0	0-0-0	1-0-1	0-1-1	0-0-0	0-0-0	0-0-0
@UM	0-0-0	0-0-0	dnd	0-1-1	0-0-0	0-1-1	0-0-0	!1-0-1	0-0-0	0-0-0
@UM	0-0-0	0-0-0	0-0-0	0-0-0	0-0-0	0-0-0	inj	0-1-1	0-0-0	0-1-1
@CC+	0-1-1	1-0-1	0-0-0	0-0-0	0-0-0	0-1-1	inj	0-1-1	inj	0-0-0
@CC+	0-0-0	0-0-0	0-0-0	0-0-0	0-0-0	0-0-0	inj	0-0-0	inj	0-0-0

*game-winning goal; !power-play goal; Δconverted penalty shot; dnd=did not dress; dnt=did not travel; inj=injured
 e=empty net goal; ΔΔBank One Badger Hockey Showdown; +WCHA playoff game; *italics indicate exhibition game*

'96-97 Game Summaries

October 18, 1996 ST. CLOUD STATE Dane County Coliseum (8,002)

St. Cloud State	0	0	0	—	0
Wisconsin	1	1	0	—	2

1st period.....time
 UW-Gruden (Kuk)9:23
 2nd period
 UW-Smith (Englehart, Siren), ppg1:55
 3rd period
 No Scoring

Pen-Min: UW 11-30, SC 15-38; PP: UW 1-8, SC 0-5
 Saves: UW—Daubenspeck (8-10—26), 56:10;
 SC—Leitza (6-11-15—32), 58:46
 Referee: Adam Asst. Referees: Brown & Kleven

October 19, 1996 ST. CLOUD STATE Dane County Coliseum (8,090)

St. Cloud State	2	1	0	—	3
Wisconsin	1	1	0	—	2

1st period.....time
 SC-Vicari (Parrish, Paradise), ppg13:56
 UW-Reinprecht (Moreau, Kuk)15:49
 SC-Molin (Best)19:05
 2nd period
 UW-Haley (converted penalty shot)14:45
 SC-Molin (DeWolf, Cullen), ppg18:06
 3rd period
 No Scoring

Pen-Min: UW 5-10, SC 5-18 PP: UW 0-2, SC 2-3
 Saves: UW—Daubenspeck (6-13-12—31), 59:45;
 SC—Lideen (15-9-6—30), 60:00
 Referee: Adam Asst. Referees: Brown & Kleven

October 25, 1996 at Denver DU Arena (4,700*)

Wisconsin	3	5	0	—	8
Denver	1	1	1	—	3

1st period.....time
 DU-Morgan (Laaksonen, Andersson)3:42
 UW-Bradley (Exarhos)6:54
 UW-Englehart (Rothering, Bianchi), ppg17:32
 UW-Exarhos (Bradley, Krug)18:07
 2nd period
 UW-Bianchi (Rothering, Daubenspeck)0:47
 UW-Smith (LaPlante)1:25

DU-Dairon (Veres), ppg2:55
 UW-Reinprecht (Kuk, Anderson)12:10
 UW-Anderson (Rothering, Enrico)15:47
 UW-Bianchi (Enrico, Rothering), ppg18:08
 3rd period
 DU-Veres (Murphy, Comrie), ppg5:22

Pen-Min: UW 9-18, DU 6-12 PP: UW 2-4, DU 2-7
 Saves: UW—Daubenspeck (8-8-10—26), 56:10;
 Soper (x-x-0—0), 3:50; DU—Mullin (8-3-4—15),
 41:25; Wagner (x-8-x—8), 18:35
 Referee: Schmitt Asst. Referees: Swiader & Ki. Schoech

October 26, 1996 at Denver DU Arena (4,700*)

Wisconsin	0	2	0	—	2
Denver	2	1	0	—	3

1st period.....time
 DU-Newman (Andersson, Gunther)0:37
 DU-Casey (Bjork)16:15
 2nd period
 UW-Enrico (Haley, Rothering)7:02
 UW-Smith (Englehart, LaPlante)8:12
 DU-Buzan (Hacker, Smith)8:59
 3rd period
 No Scoring

Pen-Min: UW 8-16, DU 7-14 PP: UW 0-5, DU 0-6
 Saves: UW—Daubenspeck (4-11-11—26), 58:57;
 DU—Wagner (18-11-11—40), 60:00
 Referee: Schmitt Asst. Referees: Swiader & Ki. Schoech

November 1, 1996 MINNESOTA Dane County Coliseum (8,100*)

Minnesota	1	0	0	—	1
Wisconsin	1	0	2	—	3

1st period.....time
 UM-Woog (unassisted)3:05
 UW-Anderson (Bradley, Englehart), ppg12:30
 2nd period
 No Scoring
 3rd period
 UW-Krug (Siren, Smith)7:06
 UW-Haley (unassisted), eng19:25

Pen-Min: UW 10-20, UM 11-33 PP: UW 1-4, UM 0-3
 Saves: UW—Daubenspeck (5-6-9—20), 60:00;
 UM—DeBus (6-11-3—20), 57:40; Day (x-x-0—0), 1:43
 Referee: Anderson Asst. Referees: Brown & Schmidt

November 2, 1996 MINNESOTA Dane County Coliseum (8,100*)

Minnesota	2	1	3	—	6
Wisconsin	1	0	0	—	1

1st period.....time
 UM-Kraft (unassisted)6:25
 UM-Smith (LaFleur, Godbout), ppg10:09
 UW-Enrico (Gruden, Daubenspeck)18:33
 2nd period
 UM-Rasmussen (Berg)12:51
 3rd period
 UM-Kraft (unassisted)3:14
 UM-Hankinson (Crowley)10:05
 UM-Kohn (Miller, Checco)10:26

Pen-Min: UW 19-57, UM 21-77 PP: UW 0-4, UM 1-4
 Saves: UW—Daubenspeck (9-4-9—22), 60:00;
 UM—DeBus (10-9-9—28), 60:00
 Referee: Anderson Asst. Referees: Brown & Schmidt

November 8, 1996 at Northern Michigan Lakeview Arena (2,757)

Wisconsin	1	4	0	—	5
Northern Michigan	0	1	1	—	2

1st period.....time
 UW-Englehart (unassisted)12:09
 2nd period
 UW-Siren (Sabo, Anderson), ppg1:57
 UW-Englehart (Siren, Smith), ppg7:54
 NM-Smith (Vigier, Kompis)10:48
 UW-Bradley (Bianchi, Enrico)15:22
 UW-Englehart (Moreau)17:13
 3rd period
 NM-Bossio (Janicki, Sheptak)16:51

Pen-Min: UW 10-20, NM 11-22 PP: UW 2-5, NM 0-4
 Saves: UW—Daubenspeck (6-19-6—31), 60:00;
 NM—Kochan (7-11-13—31), 60:00
 Referee: Shepherd Asst. Referees: Shepherd & Romano

Game Summaries

November 9, 1996 at Northern Michigan Lakeview Arena (3,000)

Wisconsin	1	1	2	—	4
Northern Michigan	1	1	1	—	3

1st period.....time
NM-Trudeau (Metro, Tomlinson)8:01
UW-Bianchi (Enrico)19:43

2nd period
UW-Englehart (Enrico, Rothering)0:44
NM-Metro (Sheptak), shg5:10

3rd period
UW-Reinprecht (Kuk)2:23
UW-Gusak (Haley, Enrico)3:01
NM-Trudeau (Metro, Tomlinson), ppg13:19

Pen-Min: UW 8-16, NM 9-18 PP: UW 0-5, NM 1-4
Saves: UW—Daubenspeck (7-7-19—33), 60:00;
NM—Kochan (8-14-7—29), 60:00
Referee: Shepherd Asst. Referees: Shepherd & Romano

November 16, 1996 at Colorado College Cadet Ice Arena (2,989)

Wisconsin	0	2	1	—	3
Colorado College	4	2	1	—	7

1st period.....time
CC-Gudmundson (unassisted)4:24
CC-B. Swanson (Clark, Elfring), ppg13:52
CC-Elfring (Gudmundson, T. Petersen), ppg14:11
CC-Voorhees (Peters, Clark), ppg15:40

2nd period
CC-Kryway (Clark, B. Swanson)3:15
UW-Englehart (Bradley)9:52
CC-Johnson (Bodtker, Voorhees)18:03
UW-Enrico (Englehart, Rothering), ppg19:44

3rd period
UW-Moreau (Kuk, Anderson)12:31
CC-Gudmundson (Bodtker)18:28

Pen-Min: UW 13-26, CC 9-29 PP: UW 1-5, CC 3-9
Saves: UW—Daubenspeck (12-0-x—12), 23:15;
Valley (x-6-7—13), 36:45; CC—Lambert (5-3-9—17), 60:00
Referee: Thomas Asst. Referees: Brown & Swiader

November 17, 1996 at Colorado College Cadet Ice Arena (2,941)

Wisconsin	1	2	1	—	4
Colorado College	4	0	1	—	5

1st period.....time
UW-Moreau (unassisted)0:32
CC-T. Petersen (Rud, Bodtker), ppg7:44
CC-Austin (unassisted), shg14:04
CC-T. Petersen (Bodtker, Needham)18:27

CC-Gudmundson (Elfring)19:07

2nd period
UW-Siren (Sabo, Reinprecht), ppg9:01
UW-Haley (Exarhos)11:25

3rd period
CC-Rud (Bodtker, T. Petersen), ppg16:14
UW-Moreau (Reinprecht, Kuk), ppg18:29

Pen-Min: UW 12-32, CC 9-18 PP: UW 2-5, CC 2-7
Saves: UW—Daubenspeck (6-5-11—22), 60:00;
CC—Cugnet (5-7-x—12), 31:25; Lambert (x-6-9—15), 28:35
Referee: Thomas Asst. Referees: Brown & Swiader

November 22, 1996 MINNESOTA-DULUTH Dane County Coliseum (8,217*)

Minnesota-Duluth	1	1	1	—	3
Wisconsin	0	2	3	—	5

1st period.....time
MD-Rybar (Peluso)9:14

2nd period
UW-Bradley (Exarhos)7:47
UW-Englehart (Smith, LaPlante)8:11
MD-Peluso (Lidster, Dzikiowski), ppg19:56

3rd period
UW-Bianchi (Enrico, Englehart), ppg10:55
MD-Wikman (Mrozik), ppg18:03
UW-Enrico (Siren, Rothering)18:13
UW-Haley (unassisted), eng19:30

Pen-Min: UW 14-55, MD 12-51 PP: UW 1-2, MD 2-4
Saves: UW—Valley (10-14-9—33), 60:00;
MD—Nicklin (8-13-6—27), 59:45
Referee: Shepherd Asst. Referees: Kleven & Moberg

November 23, 1996 MINNESOTA-DULUTH Dane County Coliseum (8,182*)

Minnesota-Duluth	1	2	1	—	4
Wisconsin	0	0	0	—	0

1st period.....time
MD-Mrozik (Roy)1:57

2nd period
MD-Petrov (unassisted)1:17
MD-Lidster (Peluso, Petrov)8:55

3rd period
MD-Roy (unassisted)17:51

Pen-Min: UW 7-14, MD 9-18 PP: UW 0-8, MD 0-6
Saves: UW—Daubenspeck (11-12-9—32), 60:00;
MD—Nicklin (6-7-14—27), 60:00
Referee: Boche Asst. Referees: Kleven & Moberg

November 29, 1996—Michigan State College Hockey Showcase Joe Louis Arena (11,209)

Wisconsin	0	0	1	—	1
Michigan State	2	1	0	—	3

1st period.....time
MS-Harilton (Adams, York)10:16
MS-Berens (Kozakowski, Keyes)14:12

2nd period
MS-Watt (unassisted)8:34

3rd period
UW-Englehart (Enrico, Bianchi)9:33

Pen-Min: UW 7-14, MS 8-16 PP: UW 0-7, MS 0-7
Saves: UW—Daubenspeck (13-8-8—29), 59:18;
MS—Alban (6-8-6—20), 60:00
Referee: Matt Shegos Asst. Referees: Pearson & LaDuke

November 30, 1996—Michigan College Hockey Showcase Joe Louis Arena (12,138)

Wisconsin	1	2	1	—	4
Michigan	4	3	1	—	8

1st period.....time
MI-Herr (Schock, Morrison), ppg7:59
MI-Muckalt (Luhning), ppg10:11
UW-Gruden (Englehart, Bianchi)11:15
MI-Muckalt (Morrison, Herr)14:05
MI-Ritchlin (Legg, Herr), ppg19:00

2nd period
MI-Butterill (Madden, Muckalt), ppg0:07
MI-Butterill (Madden, Frescoln)11:58
UW-Haley (Bradley), ppg12:14
MI-Muckalt (Herr, Morrison)12:28
UW-Haley (Englehart, Rothering), ppg18:00
3rd period
MI-Schock (Muckalt, Herr)1:06
UW-Rothering (Englehart, Enrico), ppg5:19

Pen-Min: UW 12-24, MI 12-24 PP: UW 2-9, MI 4-7
Saves: UW—Daubenspeck (14-8-x—22), 40:00;
Valley (x-x-5—5), 20:00; MI—Turco (4-9-x—13),
40:00; Malicke (x-x-9—9), 20:00
Referee: Matt Shegos Asst. Referees: Pearson & Cline

December 6, 1996 at Alaska Anchorage Sullivan Arena (5,421)

Wisconsin	1	3	2	—	6
Alaska Anchorage	1	0	1	—	2

1st period.....time
UW-Haley (Daubenspeck)10:45
AA-Schell (Charbonneau)11:54
2nd period
UW-Englehart (Anderson, Exarhos)6:21

Game Summaries

UW-Reinprecht (Gruden, Kuk).....	7:13
UW-Bradley (Bianchi, Smith).....	16:01
3rd period	
AA-Vallieres (Tuott, Edwards).....	7:36
UW-Reinprecht (Rothering, Kuk), ppg.....	14:38
UW-Bradley (Bianchi, Smith).....	14:59

Pen-Min: UW 1-2, AA 1-2 **PP:** UW 1-1, AA 0-1
Saves: UW—Daubenspeck (5-4-6—15), 60:00;
 AA— Teskey (7-8-14—29), 60:00
Referee: Rutherford **Asst. Referees:** Campion & Cooper

December 7, 1996
at Alaska Anchorage
Sullivan Arena (5,526)

Wisconsin	2	2	1	0	—	5
Alaska Anchorage	3	0	2	0	—	5

1st period.....time	
AA-Simon (Silverman).....	10:30
AA-McCann (Pont).....	12:36
UW-Smith (Bianchi).....	14:37
UW-Rothering (Enrico, Haley).....	15:13
AA-Pont (unassisted).....	15:32
2nd period	
UW-Englehart (Bianchi, Haley), ppg.....	5:04
UW-Bianchi (Enrico), shg.....	11:04
3rd period	
AA-Kaebel (Bland, Schell).....	14:13
UW-Bianchi (Enrico), shg.....	17:09
AA-Bethard (unassisted), ppg.....	17:23

Pen-Min: UW 8-16, AA 4-8 **PP:** UW 1-3, AA 1-7
Saves: UW—Daubenspeck (7-9-11-2—29), 60:00;
 AA— Teskey (13-10-4-3—30), 60:00
Referee: Rutherford **Asst. Referees:** Campion & Cooper

December 27, 1996—NEW HAMPSHIRE
Bank One Badger Hockey Showdown
Bradley Center (12,195)

New Hampshire	5	1	3	—	9
Wisconsin	4	2	1	—	7

1st period.....time	
UW-Kuk (Moreau).....	2:00
UW-Kuk (Gruden, Reinprecht), ppg.....	4:35
UW-Bradley (Rothering, Sabo), ppg.....	9:35
UW-Haley (unassisted).....	10:41
NH-Nolan (Krog, Filipowicz), ppg.....	11:51
NH-Sadowski (Murray).....	14:24
NH-Nickulas (Boguniecki, Bekar).....	16:19
NH-Fitzgerald (Nolan).....	16:50
NH-Nickulas (Johnson).....	19:43
2nd period	
UW-Sabo (Bradley, Smith).....	0:52
UW-Moreau (Kuk).....	9:44
NH-Mowers (Boguniecki).....	18:53
3rd period	
NH-Souza (O'Brien, Murray).....	8:59

UW-Bianchi (Englehart, Haley), ppg.....	11:37
NH-Krog (Nickulas).....	13:16
NH-Krog (Gagnon).....	18:41

Pen-Min: UW 6-12, NH 7-14 **PP:** UW 3-3, NH 1-2
Saves: UW—Daubenspeck (10-10-9—29), 60:00;
 NH— Matile (15-11-10—36), 60:00
Referee: Schmitt **Asst. Referees:** Brown & Schmidt

December 28, 1996—VERMONT
Bank One Badger Hockey Showdown
Bradley Center (12,328)

Vermont	1	2	2	—	5
Wisconsin	0	1	1	—	2

1st period.....time	
UV-Perrin (Ruid, Hallman), ppg.....	10:28
2nd period	
UW-Siren (Smith), ppg.....	10:23
UV-St. Louis (Perrin, Piche).....	13:54
UV-Stelljes (Ruid, Tremblay).....	14:03
3rd period	
UW-Reinprecht (Kuk, Moreau).....	2:42
UV-St. Louis (Tremblay, Perrin), ppg.....	18:09
UV-St. Louis (Hallman), eng.....	19:30

Pen-Min: UW 9-18, UV 8-16 **PP:** UW 1-3, UV 2-4
Saves: UW—Valley (17-15-8—40), 59:27;
 UV— Thomas (13-6-17—36), 60:00
Referee: Shepherd **Asst. Referees:** Brown & Schmidt

December 31, 1996
Assat Pori (Finland)—Exhibition Game
Dane County Coliseum (7,158)

Assat Pori	4	1	2	—	7
Wisconsin	1	0	0	—	1

1st period.....time	
AP-Virtanen (Musakka, Hakanen).....	5:34
AP-Poulsen (Immonen).....	7:57
UW-Enrico (Englehart), ppg.....	11:15
AP-Musakka (Kotakaniemi).....	12:10
AP-Virtanen (Hakanen).....	14:32
2nd period	
AP-Aline (Mikkola, Korpisalo).....	13:10
3rd period	
AP-Korpisalo (Poulsen), ppg.....	7:57
AP-Vujtek (Hakanen).....	17:20

Pen-Min: UW 5-10, AP 3-6 **PP:** UW 1-2, AP 1-4
Saves: UW—Daubenspeck (14-12-x—26), 31:00;
 Valley (x-8-13—21), 29:00; AP— Takko (6-5-5-16), 60:00
Referee: Elvy **Asst. Referees:** Brown & Moberg

January 3, 1997
MICHIGAN TECH
Dane County Coliseum (7,938)

Michigan Tech	0	2	1	—	3
Wisconsin	2	2	0	—	4

1st period.....time	
UW-Enrico (Bianchi, Smith).....	4:23
UW-Enrico (Englehart, Haley), ppg.....	8:49
2nd period	
MT-Savage (Nelson).....	3:18
UW-Rothering (Haley, Englehart).....	5:08
UW-Siren (Bianchi, Bradley).....	6:19
MT-Van Tighem (Savage, Mulligan), ppg.....	14:26
3rd period	
MT-Kryzer (Mikesch).....	2:11

Pen-Min: UW 8-16, MT 6-12 **PP:** UW 1-3, MT 1-5
Saves: UW—Daubenspeck (10-4-11—25), 60:00; MT—
 Caravaggio (14-2-x—16), 26:19; Weninger (x-7-7—14), 32:16
Referee: Anderson **Asst. Referees:** Moberg & Wohlers

January 4, 1997
MICHIGAN TECH
Dane County Coliseum (8,066)

Michigan Tech	1	0	0	—	1
Wisconsin	3	1	1	—	5

1st period.....time	
UW-Sabo (Englehart, Haley), ppg.....	4:04
MT-Peterson (Sutton, Savage), ppg.....	6:37
UW-Bianchi (Enrico, Haley), ppg.....	13:54
UW-Englehart (Smith).....	16:43
2nd period	
UW-Exarhos (Gusak, Bjornlie).....	7:10
3rd period	
UW-Gusak (Anderson, Sabo).....	17:37

Pen-Min: UW 7-14, MT 4-8 **PP:** UW 2-3, MT 1-6
Saves: UW—Valley (10-8-10—28), 60:00;
 MT— Weninger (7-6-7—20), 60:00
Referee: Anderson **Asst. Referees:** Moberg & Wohlers

January 10, 1997
NORTHERN MICHIGAN
Dane County Coliseum (8,009)

Northern Michigan	0	0	1	—	1
Wisconsin	0	2	2	—	4

1st period.....time	
No Scoring	
2nd period	
UW-Rothering (Gusak, Bjornlie).....	2:35
UW-Reinprecht (Kuk, Gruden), ppg.....	13:29
3rd period	
UW-Englehart (Haley).....	6:35
UW-Siren (Reinprecht, Kuk).....	8:44
NM-Coyle (Smith, Janicki).....	12:22

Game Summaries

Pen-Min: UW 4-8, NM 3-6 **PP:** UW 1-3, NM 0-4
Saves: UW—Daubenspeck (4-12-12—28), 60:00;
 NM—Hoey (5-13-3—21), 60:00
Referee: Thomas **Asst. Referees:** Brown & Kleven

January 11, 1997 NORTHERN MICHIGAN Dane County Coliseum (8,109)

Northern Michigan	0	2	2	—	4
Wisconsin	0	1	0	—	1

1st period.....time
 No Scoring
2nd period
 NM-Smith (Coyle), ppg.....0:14
 NM-Van Bruggen (Frattaroli, Kochan), shg.....13:20
 UW-Rothering (Gruden, Exarhos).....13:57
3rd period
 NM-Vigier (Metro, Trudeau).....12:12
 NM-Smith (unassisted), eng.....19:01

Pen-Min: UW 4-8, NM 7-14 **PP:** UW 0-4, NM 1-1
Saves: UW—Valley (6-11-3—20), 59:13;
 NM—Kochan (12-9-12—33), 60:00
Referee: Thomas **Asst. Referees:** Brown & Kleven

January 17, 1997 at North Dakota Ralph Engelstad Arena (6,067*)

Wisconsin	1	1	3	—	5
North Dakota	1	1	0	—	2

1st period.....time
 ND-K. Hoogsteen (unassisted).....2:00
 UW-Haley (Bianchi, Englehart), ppg.....14:21
2nd period
 UW-Smith (Reinprecht, Englehart).....8:37
 ND-Kallay (Panzer, Calder).....14:24
3rd period
 UW-Peterson (unassisted).....2:28
 UW-Bianchi (Sabo, Krug).....18:56
 UW-Kuk (unassisted), eng.....19:44

Pen-Min: UW 6-12; ND 4-8 **PP:** UW 1-2; ND 0-4
Saves: UW—Daubenspeck (15-13-14—42), 60:00;
 ND—Vickar (8-5-6—19), 59:01
Referee: Schmitt **Asst. Referees:** Hanson & Schmidt

January 18, 1997 at North Dakota Ralph Engelstad Arena (6,067*)

Wisconsin	1	3	2	—	6
North Dakota	3	4	1	—	8

1st period.....time
 ND-Pivetz (D. Hoogsteen, K. Hoogsteen), ppg.....2:38
 ND-Henderson (Calder, Ulmer).....10:30
 ND-D. Hoogsteen (K. Hoogsteen, Vig).....12:45

UW-Peterson (Gusak, Bjornlie).....16:41
2nd period
 UW-Bradley (Rothering).....3:42
 ND-Defauw (Murphy, O'Connell).....7:36
 ND-Calder (D. Hoogsteen, K. Hoogsteen), ppg.....10:10
 ND-Kallay (Panzer, Blake), ppg.....11:20
 ND-Panzer (Kallay, Murphy), ppg.....14:07
 UW-Kuk (Anderson, Gruden), ppg.....15:05
 UW-Enrico (Bradley, Sabo), ppg.....15:19
3rd period
 ND-Murphy (Williamson, D. Hoogsteen), ppg.....8:08
 UW-Sabo (Moreau, Kuk).....14:05
 UW-Exarhos (Bjornlie).....15:12

Pen-Min: UW 16-54, ND 12-35 **PP:** UW 2-4, ND 5-6
Saves: UW—Daubenspeck (18-10-8—36), 59:42;
 ND—Kvalevog (11-9-2—22), 60:00
Referee: Schmitt **Asst. Referees:** Hanson & Schmidt

January 24, 1997 at Minnesota-Duluth Duluth Enter. & Convention Ctr. (5,218)

Wisconsin	2	1	3	—	6
Minnesota-Duluth	2	0	1	—	3

1st period.....time
 UW-Moreau (Kuk).....5:43
 MD-Federenko (Scissons, Doell).....9:21
 MD-Pegreba (Mrozik).....14:57
 UW-Englehart (Bradley, Siren).....16:03
2nd period
 UW-Reinprecht (Bianchi, Gruden), ppg.....5:37
3rd period
 UW-Moreau (Bianchi, Kuk).....0:46
 UW-Englehart (Reinprecht, Smith).....3:33
 MD-Lidster (Dzikowski, Peluso), ppg.....14:42
 UW-Englehart (unassisted), eng.....19:17

Pen-Min: UW 6-12, MD 6-20 **PP:** UW 1-3, MD 1-4
Saves: UW—Daubenspeck (10-8-14—32), 60:00;
 MD—Nicklin (15-12-6—33), 59:43
Referee: Adam **Asst. Referees:** Beckman & Mason

January 25, 1997 at Minnesota-Duluth Duluth Enter. & Convention Ctr. (5,333*)

Wisconsin	2	1	1	—	4
Minnesota-Duluth	0	1	0	—	1

1st period.....time
 UW-Smith (unassisted), shg.....5:58
 UW-Krug (Gusak, Anderson).....7:45
2nd period
 UW-Haley (Bianchi, Englehart), ppg.....12:19
 MD-Wikman (Petrov, Bois).....16:57
3rd period
 UW-Bianchi (Rothering), shg.....17:04

Pen-Min: UW 13-26, MD 7-14 **PP:** UW 1-2, MD 0-8
Saves: UW—Daubenspeck (19-26-7—62), 60:00;
 MD—Nicklin (6-7-6—19), 60:00
Referee: Adam **Asst. Referees:** Beckman & Mason

January 30, 1997 ALASKA ANCHORAGE Dane County Coliseum (8,220)

Alaska Anchorage	2	0	0	0	—	2
Wisconsin	0	2	0	0	—	2

1st period.....time
 AA-Read (Bland, Grabinsky).....8:57
 AA-Silverman (Prevost, Schell).....10:39
2nd period
 UW-Bianchi (Kuk).....4:32
 UW-Bianchi (Kuk, Moreau).....14:22
3rd period
 No Scoring
Overtime
 No Scoring

Pen-Min: UW 3-6, AA 4-8 **PP:** UW 0-3, AA 0-2
Saves: UW—Daubenspeck (11-7-8-3—29), 65:00;
 AA—Teskey (11-10-7-2—30), 65:00
Referee: Anderson **Asst. Referees:** Brown & Larsen

February 1, 1997 ALASKA ANCHORAGE Dane County Coliseum (8,268*)

Alaska Anchorage	3	0	0	0	—	3
Wisconsin	1	1	1	1	—	4

1st period.....time
 UW-Gusak (Bjornlie, Peterson).....3:00
 AA-Bethard (Prevost, Silverman).....3:55
 AA-Schell (McCann).....14:05
 AA-McCann (Schell, Bethard), ppg.....17:53
2nd period
 UW-Gusak (Exarhos).....17:30
3rd period
 UW-Kuk (Bianchi).....0:36
Overtime
 UW-Bianchi (Moreau).....4:58

Pen-Min: UW 3-6, AA 2-4 **PP:** UW 0-1, AA 1-3
Saves: UW—Daubenspeck (8-4-4-2—18), 64:58;
 AA—Teskey (11-8-7-4—30), 64:58
Referee: Anderson **Asst. Referees:** Brown & Larsen

February 7, 1997 COLORADO COLLEGE Dane County Coliseum (8,319*)

Colorado College	0	1	1	—	2
Wisconsin	2	2	1	—	5

1st period.....time
 UW-Haley (unassisted).....4:39
 UW-Reinprecht (Gruden, Smith).....11:49
2nd period
 UW-Bianchi (Bradley, Enrico).....0:57
 UW-Kuk (Moreau, Krug).....16:43
 CC-Bodtker (Elfring).....19:21

Game Summaries

3rd period

UW-Siren (Smith).....1:35
CC-Clark (Needham).....3:48

Pen-Min: UW 6-12, CC 6-12 **PP:** UW 0-2, CC 0-2
Saves: UW—Daubenspeck (12-13-12—37), 60:00;
CC—Lambert (12-12-1—25), 41:35; Cugnet (x-x-0—0), 18:25
Referee: Christensen **Asst. Referees:** Brown & Moberg

February 8, 1997 COLORADO COLLEGE Dane County Coliseum (8,309*)

Colorado College	2	3	1	—	6
Wisconsin	0	1	1	—	2

1st period.....time
CC-Peters (B. Swanson, S. Swanson), ppg.....14:30
CC-B. Swanson (Clark, Cugnet), shg.....19:10

2nd period
CC-Clark (B. Swanson, Kryway).....4:00
CC-Cheyne (Austin, Hartnell).....4:18
CC-B. Swanson (unassisted).....8:15
UW-Gruden (Haley, Bradley).....17:59

3rd period
CC-I. Petersen (T. Petersen).....7:54
UW-Moreau (Reinprecht).....19:19

Pen-Min: UW 9-18, CC 8-16 **PP:** UW 0-3, CC 1-4
Saves: UW—Daubenspeck (15-10-x—25), 40:00;
Valley (x-x-6—6), 20:00; CC—Cugnet (5-3-4—12), 60:00
Referee: Christensen **Asst. Referees:** Brown & Moberg

February 14, 1997 at St. Cloud State National Hockey Center (5,033)

Wisconsin	0	3	1	—	4
St. Cloud State	2	3	0	—	5

1st period.....time
SC-Rucinski (Goulet, Best).....5:53
SC-M. Parrish (McLaughlin).....18:36

2nd period
UW-Kuk (Bradley, Anderson).....1:21
SC-Paradise (G. Parrish, Molin), ppg.....3:15
UW-Enrico (Bianchi, Englehart), ppg.....5:12
UW-Reinprecht (unassisted).....5:45
SC-M. Parrish (Cullen, Best).....7:16
SC-Paradise (Maristuen).....13:25

3rd period
UW-Englehart (unassisted).....12:16

Pen-Min: UW 6-12, SC 7-14 **PP:** UW 1-4, SC 1-3
Saves: UW—Daubenspeck (11-9-9—29), 58:46;
SC—Leitza (9-6-11—26), 60:00
Referee: Anderson **Asst. Referees:** Campion & D. Shepherd

February 15, 1997 at St. Cloud State National Hockey Center (6,119)

Wisconsin	0	0	1	—	1
St. Cloud State	4	3	0	—	7

1st period.....time
SC-Best (O'Connell, Frisch).....3:13
SC-Paradise (Cullen, Bailey), ppg.....6:24
SC-Maristuen (unassisted).....16:59
SC-M. Parrish (G. Parrish, Frisch).....19:00

2nd period
SC-M Parrish (Cullen, Bailey), ppg.....0:52
SC-G. Parrish (M. Parrish, Cullen).....8:47
SC-Stewart (unassisted), shg.....9:50

3rd period
UW-Bianchi (unassisted).....0:57

Pen-Min: UW 16-40, SC 15-30 **PP:** UW 0-8, SC 2-8
Saves: UW—Daubenspeck (13-5-x—18), 29:50;
Valley (x-2-7—9), 30:10; SC—Leitza (6-7-8—21), 60:00
Referee: Anderson **Asst. Referees:** Campion & Shepherd

February 21, 1997 DENVER Dane County Coliseum (8,324*)

Denver	1	1	3	—	5
Wisconsin	2	0	1	—	3

1st period.....time
DU-Morgan (Dairon).....2:41
UW-Kuk (Gruden), ppg.....16:07
UW-Haley (Bianchi, Englehart), ppg.....16:48

2nd period
DU-Comrie (Gunther, Kurulak).....3:22

3rd period
DU-Patterson (Dairon, Morgan).....6:28
DU-Bjork (Comrie).....7:59
DU-Kidd (Ritson).....9:39
UW-Bradley (Gruden, Haley).....10:38

Pen-Min: UW 7-14, DU 12-35 **PP:** UW 2-7, DU 0-1
Saves: UW—Daubenspeck (7-13-6—26), 58:56;
DU—Mullin (12-11-8—31), 60:00
Referee: Thomas **Asst. Referees:** Campion & D. Shepherd

February 22, 1997 DENVER Dane County Coliseum (8,420*)

Denver	0	3	1	—	4
Wisconsin	1	1	1	—	3

1st period.....time
UW-Enrico (Englehart, Rothering).....0:22

2nd period
DU-Hacker (Veres).....2:08
DU-Bjork (Comrie, Veres).....4:16
DU-Bjork (Veres, Wagner).....12:14

UW-Reinprecht (unassisted).....12:51

3rd period
DU-Smith (Andersson).....0:41
UW-Exarhos (unassisted).....8:18

Pen-Min: UW 9-18, DU 7-14 **PP:** UW 0-5, DU 0-5
Saves: UW—Daubenspeck (10-14-9—33), 59:15;
DU—Wagner (14-7-9—30), 60:00
Referee: Thomas **Asst. Referees:** Campion & D. Shepherd

February 28, 1997 at Minnesota The Target Center (18,330)

Wisconsin	0	2	1	—	3
Minnesota	2	1	1	—	4

1st period.....time
UM-Smith (Crowley, LaFleur).....3:58
UM-Woog (Kohn).....6:25

2nd period
UM-Kraft (Crowley, Smith).....4:26
UW-Enrico (unassisted), shg.....15:52
UW-Anderson (Moreau, Reinprecht).....17:02

3rd period
UM-Kraft (Smith, Crowley), ppg.....7:25
UW-Sabo (Haley), ppg.....12:52

Pen-Min: UW 7-14, UM 3-6 **PP:** UW 1-2, UM 1-6
Saves: UW—Daubenspeck (23-20-15—58), 58:19;
UM—DeBus (1-5-14—20), 60:00
Referee: Schmitt **Asst. Referees:** Campion & D. Shepherd

March 1, 1997 at Minnesota Mariucci Arena (9,849)

Wisconsin	1	1	1	—	3
Minnesota	1	0	6	—	7

1st period.....time
UW-Bianchi (Enrico, Gruden).....7:58
UM-LaFleur (Kraft, Smith).....13:56

2nd period
UW-Exarhos (Bradley, Smith).....13:30

3rd period
UM-Kraft (Smith, Crowley).....1:14
UM-Spehar (unassisted).....7:10
UM-Smith (Abrahamson, Hankinson).....9:48
UW-Haley (Bradley, Sabo).....10:40
UM-Berg (Hankinson).....13:43
UM-Kraft (Crowley), ppg.....16:47
UM-Kraft (Smith).....18:47

Pen-Min: UW 8-24, UM 6-12 **PP:** UW 0-4, UM 1-5
Saves: UW—Valley (12-11-15—37), 60:00;
UM—DeBus (7-13-6—26), 60:00
Referee: Schmitt **Asst. Referees:** Campion & D. Shepherd

Game Summaries

March 7, 1997 — at Colorado College
WCHA First Round Playoffs
Cadet Ice Arena (2,734)

Wisconsin	1	2	0	—	3
Colorado College	3	4	2	—	9

1st period.....time

CC-T. Petersen (Austin, Rud), ppg.....5:32

UW-Haley (Enrico, Sabo), ppg.....7:32

CC-Rud (Austin, Elfring), ppg.....11:14

CC-Gudmundson (Kryway, Clark), ppg.....15:24

2nd period

CC-Karpan (Hartnell, Tanberg).....5:16

CC-Karpan (Tanberg).....12:35

UW-Kuk (Reinprecht).....14:29

UW-Englehart (Krug).....17:51

CC-Bodtker (T. Peterson).....18:37

CC-S. Swanson (Kryway, Gudmundson).....19:26

3rd period

CC-Kryway (Gudmundson, Clark).....11:43

CC-T. Petersen (Needham).....19:20

Pen-Min: UW 6-20, CC 4-8 PP: UW 1-4, CC 3-5

Saves: UW—Daubenspeck (10-15-x—25), 40:00;

Valley (x-x-6—6), 20:00; CC—Lambert (6-5-7—18), 60:00

Referee: Adam Asst. Referees: Swiader & Kris Schoech

1996-97 RECORD WHEN ...

UW scored first10-4-0

Opp. scored first5-17-2

UW led after one period7-2-0

Opp. led after one period2-16-2

Tied after one period6-3-0

UW scored five or more goals8-2-1

UW scored four or fewer goals7-19-1

Opp. scored five or more goals0-13-1

Opp. scored four or fewer goals15-8-1

UW led after two periods10-1-1

Opp. led after two periods1-17-0

Tied after two periods4-3-1

In one-goal games3-6-0

In two-goal games3-4-0

UW scored on the power play12-10-1

UW scoreless on the power play3-11-1

UW scored two or more ppg3-5-0

Opp. scored on the power play7-14-1

Opp. scoreless on the power play8-6-1

Opp. scored two or more ppg2-8-0

When UW took more penalties than opp.8-11-1

When UW took fewer penalties than opp.4-8-1

Penalties were equal3-2-0

In first game of series11-5-1

In second game of series4-12-1

On Friday11-6-1

On Saturday4-14-1

On Sunday0-1-0

At Home8-7-1

On the Road7-10-1

Neutral Ice0-4-0

Overtime Games0-1-1

When UW outshot opponent8-8-2

Opponent outshot UW7-13-0

In October2-2-0

In November4-6-0

In December1-2-1

In January6-2-1

In February2-6-0

In March0-3-0

March 8, 1997 — at Colorado College
WCHA First Round Playoffs
Cadet Ice Arena (2,888)

Wisconsin	0	0	0	0	0	0	0	—	0
Colorado College	0	0	0	0	0	0	1	—	1

1st period.....time

No Scoring

2nd period

No Scoring

3rd period

No Scoring

First overtime

No Scoring

Second overtime

No Scoring

Third overtime

No Scoring

Fourth overtime

CC-Tanberg (Peters)9:30

Pen-Min: UW 12-43, CC 9-18 PP: UW 0-2, CC 0-4

Saves: UW—Daubenspeck (8-17-13-5-13-4—75),

129:30; CC—Lambert (9-10-8-13-8-7-5—60), 129:30

Referee: Adam Asst. Referees: Swiader & Kris Schoech



Senior goaltender Kirk Daubenspeck made 75 saves in the March 8, 1997, playoff game at Colorado College. That set a UW and WCHA record for most saves in a game.

THE LONGEST GAME

Wisconsin and Colorado College played in college hockey's longest game on March 8, 1997. In a WCHA playoff game at the Cadet Ice Arena in Colorado Springs, the two teams played 129:30 of hockey in a game which lasted five hours and 24 minutes. Colorado College eventually won the game at the 9:30 mark of the fourth overtime.

*sell out
italics indicate game-winning goal

Team Game-by-Game

Opponent	W	L	T	Score	UW-SOG	UW Saves	Opp-SOG	UW-PP	UW-PK	UW/P-Min	Opp/P-Min
SCS	W			2-0	34	18	18	1-8	5-5	11-30	15-38
SCS		L		2-3	32	31	34	0-2	1-3	5-10	5-18
@DU	W			8-3	31	26	29	2-4	5-7	9-18	6- 12
@DU		L		2-3	42	26	29	0-5	6-6	8-16	7-14
UM	W			3-1	23	20	21	1-4	3-3	10-20	11-33
UM		L		1-6	29	22	28	0-4	3-4	19-57	21-77
@NMU	W			5-2	36	31	33	2-5	4-4	10-20	11-22
@NMU	W			4-3	33	33	36	0-5	3-4	8-16	9-18
@CC		L		3-7	20	25	32	1-5	6-9	13-26	9- 29
@CC		L		4-5	31	22	27	2-5	5-7	12-32	9-18
UMD	W			5-3	32	33	36	1-2	2-4	14-55	12-51
UMD		L		0-4	27	32	36	0-8	6-6	7-14	9-18
MSU		L		1-3	21	29	32	0-7	7-7	7-14	8-16
MICH		L		4-8	26	27	35	2-9	3-7	10-20	12-24
@UAA	W			6-2	35	15	17	1-1	1-1	1- 2	1- 2
@UAA			T	5-5, ot	35	29	34	1-3	6-7	8-16	4- 8
UNHΔΔ		L		7-9	43	29	38	3-3	1-2	6-12	7-14
VermontΔΔ		L		2-5	33	40	45	1-3	2-4	9-18	8-16
<i>Assat Pori (Finland)</i>		L		1-7	17	47	54	1-2	3-4	5-10	3-6
MTU	W			4-3	34	25	28	1-3	4-5	8-16	6-12
MTU	W			5-1	25	28	29	2-3	5-6	7-14	4-8
NMU	W			4-1	25	28	29	1-3	4-4	4- 8	3- 6
NMU		L		1-4	34	20	24	0-4	0-1	4- 8	7-14
@UND	W			5-2	24	42	44	1-2	4-4	6- 12	4- 8
@UND		L		6-8	28	36	44	2-4	2-7	16-54	12-35
@UMD	W			6-3	39	32	35	1-3	3-4	6- 12	6- 20
@UMD	W			4-1	23	62	63	1-2	8-8	13-26	7-14
UAA			T	2-2, ot	32	29	31	0-3	2-2	3- 6	4- 8
UAA	W			4-3, ot	34	18	21	0-1	2-3	3- 6	2- 4
CC	W			5-2	30	37	39	0-2	2-2	6-12	6-12
CC		L		2-6	14	31	37	0-3	3-4	9-18	8-16
@SCS		L		4-5	30	29	34	1-4	2-3	6- 12	7- 14
@SCS		L		1-7	22	27	34	0-8	6-8	16-40	15-30
DU		L		3-5	34	26	31	2-7	1-1	7-14	12-35
DU		L		3-4	33	33	37	0-5	5-5	9-18	7-14
@UM		L		3-4	23	58	62	1-2	5-6	7-14	3- 6
@UM		L		3-7	29	38	45	0-4	4-5	8-24	6-12
@CC+		L		3-9	21	31	40	1-4	2-5	6-20	4- 8
@CC+		L		0-1, 4ot	60	75	76	0-2	4-4	12-43	9-18

SOG-shots on goal; PP-power play; PK-penalty kill; ΔΔBank One Badger Hockey Showdown; +WCHA playoff game; *italics indicate exhibition game*

BADGER OPPONENTS



Alaska Anchorage



General Information

Location.....Anchorage, Alaska 99508
 NicknameSeawolves
 Colors.....Green and Gold
 Enrollment20,000
 Founded.....1977
 Chancellor.....E. Lee Gorsuch
 Director of Athletics ..Timothy J. Dillon
 AffiliationNCAA-I
 ConferenceWCHA
 Arena.....Sullivan Arena (6,206)
 Rink Size200 x 100
 Arena Phone (907) 279-2071

Sports Information

SIDSteve Weakland
 E-mail.....anscw1@uaa.alaska.edu
 Home Phone(907) 274-3011
 Office Phone (907) 786-4625
 FAX..... (907) 563-4565

Team Information

1996-97 Record9-23-4
 WCHA Record (Finish)7-23-4 (8th)
 Lettermen Ret./Lost14/9
 Goal: 1/1; Forwards: 9/6; Defense: 4/2

Coach Information

Head Coach

Dean Talaious ..UW-River Falls, 1991
 Talaious Phone (907) 786-6108
 Record at UAA9-23-4 (one year)
 Overall Record119-107-20 (8 yrs.)

Assistant Coaches (yr.)

Karl Williams (3rd)Cornell, 1992
 Chris Brown (1st) ..UW-River Falls, 1994

Badgers vs. Seawolves

The top all-time UW scorers against UAA teams are listed below.

1. Joe Bianchi ..7-6-13 (3shg, 2gwg, ppg)
2. Jason Zent6-4-10 (2 gwg, ppg)
3. Andrew Shier3-4-7 (gwg, ppg)
4. Kelly Fairchild.....0-6-6
5. Six players with five points.



STACY PREVOST

'97-98 SCHEDULE

OCTOBER

10, UNIVERSITY OF ALBERTA (exh.);
 17, ALASKA FAIRBANKS*; 18, at
 Alaska Fairbanks*; 24-25, NEW HAMP-
 SHIRE*; 31, WISCONSIN

NOVEMBER

1, WISCONSIN; 8-9, at Denver; 14-15,
 MINNESOTA; 21-22, at St. Cloud State;
 28-29, at Colorado College

DECEMBER

5-6, MICHIGAN TECH; 19-20, MIN-
 NESOTA-DULUTH

JANUARY

9-10, at Michigan Tech; 16-17, COL-
 ORADO COLLEGE; 23-24, MANKATO
 STATE*; 30-31, at Wisconsin

FEBRUARY

6-7, NORTH DAKOTA; 13-14, at
 Minnesota-Duluth; 20-21, at Minnesota;
 27-28, DENVER

*non-conference

ALASKA ANCHORAGE ROSTER

No	Name, Yr, Pos
2	Mark Leitner, Fr., D
3	Regg Simon, So., LW
4	Jeff Lamm, So., D
5	Pat Gunderson, Fr., D
6	Adrian Hasbargen, Fr., D
7	Curt Malin, Fr., F
8	Rob Douglas, So., C
9	Chris Pont, Jr., C
10	Duvie Westcott, Fr., D
11	Jeff Grabinsky, Sr., LW
12	Nate Mauer, Fr., F
13	Marc Charbonneau, Jr., D
14	Stacy Prevost, Sr., LW
15	Ted Suihkonon, Fr., F
16	Eric Tuott, Jr., C
17	Chris Sikich, Fr., F
18	Gord McCann, Sr., RW
19	Clayton Read, Jr., RW
20	Matt Williams, So., D
21	Jon Maruk, Fr., C
22	Mark Filipenko, So., D
23	Sean Bowman, So., D
24	Eric Runyan, So., D
25	Steve Ludwig, Fr., D
26	Klage Kaebel, So., RW
29	Doug Teskey, Jr., G
34	Pete Brady, Fr., G
39	Jeff Edwards, Sr., LW



Colorado College

COLORADO COLLEGE ROSTER

No	Name, Yr, Pos
1	Jason Cugnet, So., G
3	Joe Heinbecker, Fr., D
4	Mike Colgan, Fr., D
5	Brent Voorhees, Fr., D
6	Scott Swanson, Jr., D
7	Jayce Politoski, So., RW
8	Jason Gudmundson, Sr., RW
9	Dan Peters, So., D
10	Darren Clark, Jr., LW
11	Ian Peterson, So., LW
12	Geoff Herzog, Sr., D
14	T.J. Tanberg, Sr., LW
15	Justin Morrison, Fr., RW
16	Aaron Karpan, So., C
17	Stewart Bodtker, Sr., RW
19	Paul Johnson, Jr., D
21	Calvin Elfring, Sr., D
23	Paul Manning, Fr., D
24	K.J. Voorhees, So., RW
25	Toby Petersen, So., C
26	Cam Kryway, So., LW
27	Brian Swanson, Jr., C
28	Berk Nelson, So., W-D
29	Colin Zulianello, Fr., G
31	Todd Gustin, Jr., G
32	Jon Austin, Jr., C
37	Colin Kendall, Fr., LW




Photo by Casey B. Gibson

DARREN CLARK

'97-98 SCHEDULE

OCTOBER

17, UNIVERSITY OF CALGARY (exh.); 24-25, at J.C. Penney Hockey Classic* (Orono, ME); 31, at Michigan Tech

NOVEMBER

1, at Michigan Tech; 8-9, NORTH DAKOTA; 15-16, ST. CLOUD STATE; 21-22, at Minnesota; 28-29, ALASKA ANCHORAGE

DECEMBER

7, DENVER; 8, at Denver; 12-13, at Mankato State*; 27-28, at Norwest Denver Cup*

JANUARY

6, at Air Force Academy*; 9-10, at North Dakota; 16-17, at Alaska Anchorage; 23-24, WISCONSIN; 30-31, at Minnesota-Duluth

FEBRUARY

7, at Denver; 8, DENVER; 20-21, at St. Cloud State; 24, AIR FORCE ACADEMY*; 27-28, MINNESOTA

MARCH

6-7, MICHIGAN TECH

*non-conference

General Information

Location.....Colorado Springs, Colo.
 NicknameTigers
 ColorsBlack & Gold
 Enrollment1,900
 Founded1874
 PresidentDr. Kathryn Mohrman
 Director of Athletics.....Martin Scarano
 AffiliationNCAA-I
 ConferenceWCHA
 Arenas.....Cadet Ice Arena (2,901) & Colorado Springs World Arena (7,700)
 Rink Sizes200 x 85, 200 x 100
 Arena Phones ..Cadet — (719) 472-1984
 World Arena— (719) 540-6520

Sports Information

SID.....Dave Moross
 E-Mail.....dmoross@cc.colorado.edu
 Home Phone(719) 635-1148
 Office Phone(719) 389-6755
 FAX(719) 389-6256

Team Information

1996-97 Record25-15-4
 WCHA Record (Finish)17-11-4 (4th-tie)
 Lettermen Ret./Lost20/5
 Goal: 2/1; Forwards: 13/2; Defense: 5/2

Coach Information

Head Coach

Don LuciaNotre Dame, 1981
 Lucia Phone.....(719) 389-6480
 Record at CC111-43-14 (4 yrs.)
 Overall Record214-140-24 (10 yrs.)

Assistant Coaches (yr.)

Mark Tabrum (5th)....Miami (OH), 1986
 John Hill (3rd)Alaska Anchorage, 1988

Badgers vs. Tigers

The top all-time UW scorers against CC teams are listed below.

1. John Johansson ..11-20-31 (3ppg, gwg)
2. Mark Johnson.....14-15-29 (5ppg, 2gwg)
3. Kelly Fairchild9-19-28 (2ppg, gwg)
4. D. Macdonald ..12-13-25 (5ppg, 2gwg)
 Ron Vincent9-16-25 (2gwg, ppg)

Denver



General Information

LocationDenver, Colorado 80208
 NicknamePioneers
 ColorsCrimson & Gold
 Enrollment8,847
 Founded1864
 ChancellorDaniel L. Ritchie
 Director of AthleticsJoel Maturi
 AffiliationNCAA-I
 ConferenceWCHA
 ArenasMcNichol Sports Arena
 (16,061) & Denver Coliseum (8,674)
 Rink Size200 x 85
 Arena PhonesMcNichol— (303) 405-1226
Denver Coliseum — tba

Sports Information

SIDDave Mellin
 E-Maildmellin@du.edu
 Home Phone (303) 457-9404
 Office Phone(303) 871-4990
 FAX (303) 871-3890

Team Information

1996-97 Record24-13-3
 WCHA Record (Finish) ..17-11-4 (4th-tie)
 Lettermen Ret./Lost13/9
 Goal: 1/1; Forwards: 7/5; Defense: 5/3

Coach Information

Head Coach

George GwozdeckyWisconsin, 1978
 Gwozdecky Phone(303) 871-3397
 Record at DU71-42-9 (3 yrs.)
 Overall Record221-166-30 (11 yrs.)

Assistant Coaches (yr.)

Steve Miller (4th)St. Mary's, 1988
 Enrico Blasi (2nd).....Miami (OH), 1994

Badgers vs. Pioneers

The top all-time UW scorers against DU teams are listed below.

1. Tony Granato10-15-25 (ppg, shg)
2. Paul Houston10-12-22 (2gwg, 3ppg)
3. John Johansson12-9-21 (3ppg, 3gwg, shg)
4. Paul Houck11-9-20 (4 ppg, gwg)
 John Byce10-10-20 (5ppg, 2gwg, shg)




Photo by Brian Lewis

PAUL COMRIE

'97-98 SCHEDULE

OCTOBER

18, UNIVERSITY OF CALGARY (exh.); 25-26, MICHIGAN TECH; 31, at Mankato State*

NOVEMBER

1, at Mankato State*; 8-9, ALASKA ANCHORAGE; 15-16, at Nebraska-Omaha*; 21-22, at North Dakota; 29-30, ST. CLOUD STATE

DECEMBER

7, at Colorado College; 8, COLORADO COLLEGE; 12-13, at Michigan Tech; 27-28, NORWEST DENVER CUP*

JANUARY

3-4, WISCONSIN; 16-17, at Minnesota; 23, at Vermont*; 24, at Dartmouth*; 30-31, at St. Cloud State

FEBRUARY

7, COLORADO COLLEGE; 8, at Colorado College; 13-14, at Wisconsin; 21-22, NORTH DAKOTA; 27-28, at Alaska Anchorage

MARCH

8-9, MINNESOTA-DULUTH

*non-conference

DENVER ROSTER

No	Name, Yr, Pos
3	Todd Kidd, Jr., D
5	Mike Herrera, Jr., D
6	Ryan Hacker, Jr., D
7	Joseph Casey, So., F
8	Mike Bensler, So., F
9	Paul Veres, Jr., C
10	Bryan Vines, Fr., D
11	Gavin Morgan, Jr., C
12	Kelly Popadynetz, Fr., F
14	Joe Ritson, So., D
15	Bryce Wallnutt, So., W
16	James Patterson, Jr., W
17	Bjorn Engstrom, Fr., F
18	Anders Bjork, Sr., C
19	Mike Dairon, Sr., W
20	Paul Comrie, Jr., W
21	Mark Rycroft, Fr., F
22	Shawn Kurulak, Jr., D
24	Judd Stauss, Fr., D
25	Joe Murphy, Jr., W
26	Derek Robertson, Fr., F
27	Jon Newman, So., C
30	Stephen Wagner, So., G
33	Anders Eisner, So., G
35	Ben Henrich, So., G



Michigan Tech

MICHIGAN TECH ROSTER

No	Name, Yr, Pos
1	Todd Weninger, Fr., G
2	Adrian Fure, Fr., D
3	Andy Lewis, Jr., D
6	Miles VanTassel, So., D
7	Jason McKee, Fr., LW-C
8	Andre Savage, Sr., C-RW
9	Brad Mueller, So., RW
10	Sean Day, Fr., LW
11	Jason Prokopetz, Sr., LW
12	Craig Perrett, Sr., RW
14	Jim Kotajarvi, Fr., F
15	Jarrett Weinberger, Fr., C
17	Lubos Krajcovic, So., RW
20	Quinton Krueger, Fr., D
21	Matt Ulwelling, Fr., LW-C
22	A.J. Aitken, So., C
24	Devin Hartnell, So., RW
25	Andy Sutton, Sr., D
26	Bret Meyers, Sr., RW
27	Tab Lardner, Fr., C
28	Kevin Mulligan, So., D
29	Riley Nelson, So., C
30	Bryan Miller, So., G
31	Austyn Kryzer, Sr., LW
32	Mat Sniesrud, Fr., D
33	Clint Way, Fr., D
35	David Weninger, Jr., G



JASON PROKOPETZ

'97-98 SCHEDULE

OCTOBER

11, LAURENTIAN*; 17, at Northern Michigan*; 18, NORTHERN MICHIGAN*; 25-26, at Denver; 31, COLORADO COLLEGE

NOVEMBER

1, COLORADO COLLEGE; 7-8, ST. CLOUD STATE; 14-15, at Wisconsin; 28-29, at Minnesota-Duluth

DECEMBER

5-6, at Alaska Anchorage; 12-13, DENVER; 19-20, at Nebraska-Omaha*; 27-28, at GLIT vs. Michigan St.* and Michigan or St. Lawrence*

JANUARY

9-10, ALASKA ANCHORAGE; 16-17, at North Dakota; 30-31, MINNESOTA

FEBRUARY

6-7, MINNESOTA-DULUTH; 13-14, at St. Cloud State; 20-21, WISCONSIN; 27-28, MANKATO STATE*

MARCH

6-7, at Colorado College

*non-conference

General Information

LocationHoughton, MI 49931
 NicknameHuskies
 ColorsSilver and Gold
 Enrollment6,195
 Founded1885
 President.....Dr. Curtis J. Tompkins
 Director of AthleticsRick Yeo
 AffiliationNCAA-I
 ConferenceWCHA
 Arena ..MacInnes Student Ice Arena (4,200)
 Rink Size200 x 85
 Arena Phone.....(906) 487-2337

Sports Information

SIDDave Fischer
 E-Mail.....dfischer@mtu.edu
 Home Phone(906) 482-2629
 Office Phone(906) 487-2350
 FAX(906) 487-3062

Team Information

1996-97 Record8-27-4
 WCHA Record (Finish)5-23-4 (10th)
 Lettermen Ret./Lost16/10
 Goal: 2/1; Forwards: 10/6; Defense: 4/3

Coach Information

Head Coach

Tim WattersMichigan Tech, 1981
 Watters Phone.....(906) 487-2104
 Record at MTU8-27-4 (one year)
 Overall Record8-27-4 (one year)

Assistant Coaches (yr.)

Scott White (4th)Michigan Tech, 1989
 Peter Wilkinson (1st)..W. Michigan, 1995
 Darcy Way (4th).....Michigan Tech, 1982

Badgers vs. Huskies

The top all-time UW scorers against MTU teams are listed below.

1. John Byce ..15-12-27 (5ppg, 2gwg, shg)
 Gary Shuchuk....11-16-27 (4ppg, gwg)
 Mike Eaves6-21-27 (3ppg)
4. Sean Hill5-17-22 (2ppg, gwg)
 Chris Tancill9-13-22 (ppg)

Minnesota



General Information

LocationMinneapolis, MN
 NicknameGolden Gophers
 ColorsMaroon & Gold
 Enrollment38,018
 Founded1851
 PresidentMark Yudof
 Dir. of AthleticsDr. Mark Dienhart
 AffiliationNCAA-I
 ConferenceWCHA
 ArenaMariucci Arena (9,700)
 Rink Size200 x 100
 Arena Phone.....(612) 626-0844

Sports Information

Hockey SIDBrad Ruiter
 E-Mailruite001@gold.tc.umn.edu
 Home Phone (612) 647-5143
 Office Phone(612) 625-4090
 FAX (612) 625-0359

Team Information

1996-97 Record28-13-1
 WCHA Record (Finish)...21-10-1 (1st-tie)
 Lettermen Ret./Lost15/6
 Goal: 2/0; Forwards: 8/4; Defense: 5/2

Coach Information

Head Coach

Doug WoogMinnesota, 1967
 Woog Phone(612) 625-2886
 Record at UM357-146-31 (12 yrs.)
 Overall Record357-146-31 (12 yrs.)

Assistant Coaches (yr.)

Mike Guentzel (4th) Minnesota, 1987
 Tom Ward (2nd)Minnesota, 1988

Badgers vs. Golden Gophers

The top all-time UW scorers against UM teams are listed below.

1. Mark Johnson 16-15-31 (6ppg, 3gwg)
2. Ron Vincent12-17-29 (5ppg, shg)
3. Dave Maley9-19-28 (2ppg, gwg)
4. Theran Welsh2-24-26
5. Paul Houck8-16-24 (3ppg, gwg)



RYAN KRAFT

'97-98 SCHEDULE

OCTOBER

10, Michigan (exh. — Hall of Fame Game); 17-18, MAINE*; 24-25, at Minnesota-Duluth; 31, NORTH DAKOTA

NOVEMBER

1, NORTH DAKOTA; 7-8, at Wisconsin; 14-15, at Alaska Anchorage; 21-22, COLORADO COLLEGE; 28, at Michigan*; 30, at Michigan State*

DECEMBER

19, ST. CLOUD STATE; 20, at St. Cloud State; 27-28, MARIUCCI CLASSIC*; 30, HV-71 (Jankoping, Sweden, exh.)

JANUARY

2-3, MANKATO STATE*; 16-17, DENVER; 23-24, MINNESOTA-DULUTH; 30-31, at Michigan Tech

FEBRUARY

6-7, WISCONSIN; 14-15, at North Dakota; 20-21, ALASKA ANCHORAGE; 27-28, at Colorado College

MARCH

6, at St. Cloud State; 7, St. CLOUD STATE

*non-conference

MINNESOTA ROSTER

No	Name, Yr, Pos
4	Dylan Mills, Fr., D
5	Ryan Trebil, So., D
7	Ryan Kraft, Sr., C
8	Brett Abrahamson, Sr., D
9	Casey Hankinson, Sr., W
10	Mike Anderson, Jr., W
11	Dave Spehar, So., W
13	Nate Miller, So., W
14	Cory Miller, So., W
15	Stuart Senden, Fr., W
17	Wyatt Smith, Jr., C
18	Aaron Miskovich, Fr., W
19	Reggie Berg, Jr., C
21	Mike Lyons, So., D
22	Ben Clymer, So., D
24	Bill Kohn, Jr., D
25	Brent Godbout, Sr., W
26	Jason Godbout, Sr., D
28	Matt Leimbek, Fr., C
29	Rico Pagel, So., D
31	Willy Marvin, So., G
33	Erik Westrum, Fr., C
34	Steve DeBus, Sr., G
35	Erik Day, Fr., G



Minnesota-Duluth

MINNESOTA-DULUTH ROSTER

No	Name, Yr, Pos
2	Craig Pierce, Fr., D
3	Bert Gilling, Jr., D
4	Curtis Doell, Fr., D
5	Andy Birrenkott, So., D
6	Jesse Fibiger, Fr., D
8	Mike Peluso, Sr., C
10	Colin Anderson, So., W
11	Curtis Bois, Jr., W
12	Mark Gunderson, Fr., C
13	Jason Haakstad, Jr., W
14	Ryan Coole, Fr., D
15	Laird Lidster, Sr., D
16	Rich Anderson, So., W
17	Jeremy Zahn, So., W
19	Nik Patronas, SO., W
20	Shawn Pogreba, So., C
21	Derek Derow, Fr., W
22	Ken Dzikowski, Sr., W
23	Jeff Scissons, So., C
24	Jason Garatti, Sr., D
26	Joe Rybar, Sr., W
27	Ryan Homstol, Fr., C
30	Tony Gasparini, So., G
32	Ryan Nosan, So., W
33	Ryan Karasek, Fr., G
35	Brant Nicklin, So., G



MIKE PELUSO

'97-98 SCHEDULE

OCTOBER

17-18, MANKATO STATE*; 24-25, MINNESOTA; 31, at St. Cloud State

NOVEMBER

1, at St. Cloud State; 7-8, PROVIDENCE*; 14-15, at North Dakota; 21-22, WISCONSIN; 28-29, MICHIGAN TECH

DECEMBER

5-6, NEBRASKA-OMAHA*; 19-20, at Alaska Anchorage; 26-27, at Syracuse Invitational*

JANUARY

2, HV-71 (Jankoping, Sweden); 9-10, at Wisconsin; 16-17, ST. CLOUD STATE; 23-24, at Minnesota; 30-31, COLORADO COLLEGE

FEBRUARY

6-7, at Michigan Tech; 13-14, ALASKA ANCHORAGE; 27-28, NORTH DAKOTA

MARCH

8-9, at Denver

*non-conference

General Information

LocationDuluth, MN
 Nickname.....Bulldogs
 Colors.....Maroon & Gold
 Enrollment7,600
 Founded1895
 ChancellorDr. Kathryn Martin
 Director of AthleticsBob Corran
 AffiliationNCAA-I
 ConferenceWCHA
 Arena.....Duluth Enter. & Conv. Ctr. (5,333)
 Rink Size190 x 85
 Arena Phone (218) 727-7939

Sports Information

SID.....Bob Nygaard
 E-Mailbnygaard@d.umn.edu
 Home Phone (218) 724-6366
 Office Phone(218) 726-8191
 FAX..... (218) 726-6529

Team Information

1996-97 Record18-16-4
 WCHA Record (Finish)15-13-4 (6th)
 Lettermen Ret./Lost16/9
 Goal: 1/1; Wings: 7/4; Center: 3/1; Defense: 5/3

Coach Information

Head Coach

Mike SertichMinn.-Duluth, 1969
 Sertich Phone(218) 726-8579
 Record at UMD307-262-38 (15 yrs.)
 Overall Record307-262-38 (15 yrs.)

Assistant Coaches (yr.)

Jim Knapp (16th)Minn.-Duluth, 1976
 Glenn Kulyk (17th) Minn.-Duluth, 1980

Badgers vs. Bulldogs

The top all-time UW scorers against UMD teams are listed below.

1. Mike Eaves10-25-35 (4ppg)
2. Mark Johnson ..12-17-29 (3ppg, 3 gwg)
3. Les Grauer13-10-23 (5ppg)
 Ron Vincent4-19-23 (ppg, shg)
5. Jason Zent.....10-11-21 (2ppg, shg)

North Dakota



General Information

LocationGrand Forks, ND 58203
 Nickname.....Fighting Sioux
 ColorsKelly Green & White
 Enrollment11,300
 Founded1883
 PresidentDr. Kendall Baker
 Dir. of AthleticsDr. Terry Wanless
 AffiliationNCAA-I
 ConferenceWCHA
 ArenaRalph Engelstad Arena (6,067)
 Rink Size200 x 85
 Arena Phone(701) 777-3571 / 3572

Sports Information

Hockey SIDBeth Burr
 E-Maileburr@plains.nodak.edu
 Home Phone(701) 780-9178
 Office Phone(701) 777-2986
 FAX(701) 777-4352

Team Information

1996-97 Record31-10-2
 WCHA Record (Finish)...21-10-1 (1st-tie)
 Lettermen Ret./Lost19/5
 Goal: 2/1; Forwards: 12/2; Defense: 5/2

Coach Information

Head Coach

Dean BlaisMinnesota, 1977
 Blais Phone.....(701) 777-3103
 Record at UND68-46-6 (3 yrs.)
 Overall Record68-46-6 (3 yrs.)

Assistant Coach (yr.)

Scott Sandelin (4th)North Dakota, 1987
 Jeff Bowen (1st)North Dakota, 1988

Badgers vs. Fighting Sioux

The top all-time UW scorers against UND teams are listed below.

1. Mark Johnson..9-17-26 (2ppg, 2wgw)
 Andrew Shier7-19-26 (3ppg, gwg)
3. Max Williams 15-10-25 (2ppg, gwg, shg)
4. Jason Zent.....13-10-23 (7ppg, gwg)
 Doug Macdonald ..11-12-23 (3ppg, gwg)



CURTIS MURPHY

'97-98 SCHEDULE

OCTOBER

19, UNIVERSITY OF MANITOBA (exh.); 31, at Minnesota

NOVEMBER

1, at Minnesota; 8-9, at Colorado College; 14-15, MINNESOTA-DULUTH; 21-22, DENVER

DECEMBER

5-6, at Wisconsin; 12-13, ST. CLOUD STATE; 27-28, at Pepsi Invitational* (Grand Rapids, MI) vs. Cornell and Western Michigan or Ferris State

JANUARY

2-3, WESTERN MICHIGAN*; 9-10, COLORADO COLLEGE; 16-17, MICHIGAN TECH; 23-24, at St. Cloud State; 31, MANKATO STATE*

FEBRUARY

1, MANKATO STATE*; 6-7, at Alaska Anchorage; 14-15, MINNESOTA; 21-22, at Denver; 27-28, at Minnesota-Duluth

MARCH

6-7, WISCONSIN

*non-conference

NORTH DAKOTA ROSTER

No	Name, Yr, Pos
1	Karl Goehring, Fr., G
2	Curtis Murphy, Sr., D
3	Trevor Hammer, Fr., D
4	Lee Goren, Fr., W
5	Jason Blake, Jr., C
6	Tim O'Connell, So., D
7	Mitch Vig, Sr., D
8	Mike Commodore, Fr., D
9	Jason Ulmer, So., C
11	Peter Armbrust, So., W
14	Aaron Murphy, Fr., W
15	Jesse Bull, Jr., C
16	Jay Panzer, Jr., W
17	Jeff Panzer, Fr., W
18	David Hoogsteen, Jr., W
19	Jeff Ulmer, Jr., W
20	Wes Dorey, Fr., C-W
21	Brad Williamson, Jr., D
22	Matt Henderson, Sr., W
24	Brad DeFauw, So., W
25	Adam Calder, Jr., C
26	Tom Phillion, Jr., C-W
28	Joe Blake, So., D
30	Aaron Schweitzer, So., G
35	Andy Kollar, Fr., G



St. Cloud State

ST. CLOUD STATE ROSTER

No	Name, Yr, Pos
2	Josh DeWolf, So., D
3	Geno Parrish, Jr., D
4	Bryce Macken, So., D
5	George Awada, Jr., F
6	Aaron Dwyer, Fr., D
7	Andy Vicari, Sr., D
8	Nick Oiumet, Fr., C
9	Brandon Sampair, Fr., F
10	Matt Bailey, So., F
11	Peter Torsson, Fr., F
12	Ritchie Larson, Fr., D
14	Sacha Molin, Sr., F
15	Rob Klasnick, Sr., F
16	Matt Noga, So., F
17	Mike Maristuen, Sr., F
18	Brad Goulet, Jr., F
19	Jason Goulet, Jr., F
20	Ryan Frisch, Jr., F
22	Chris Zaleski, Fr., D
23	Jason Stewart, Sr., F
24	Kyle McLaughlin, Jr., D
25	Tom Lund, So., D
27	Brian Gaffaney, Fr., D
28	Keith Anderson, Fr., W
30	Tim Lideen, Jr., G
31	Brian Leitza, Sr., G
32	Scott Meyer, So., G
33	Mike Rucinski, So., F



SACHA MOLIN

'97-98 SCHEDULE

OCTOBER

11, UNIVERSITY OF REGINA (exh.); 17-18, NOTRE DAME*; 24-25, MANKATO STATE*; 31, MINNESOTA-DULUTH

NOVEMBER

1, MINNESOTA-DULUTH; 7-8, at Michigan Tech; 15-16, at Colorado College; 21-22, ALASKA ANCHORAGE; 29-30, at Denver

DECEMBER

12-13, at North Dakota; 19, at Minnesota; 20, MINNESOTA

JANUARY

9-10, NEBRASKA-OMAHA; 16-17, at Minnesota-Duluth; 23-24, NORTH DAKOTA; 30-31, DENVER

FEBRUARY

13-14, MICHIGAN TECH; 20-21, COLORADO COLLEGE; 27-28, at Wisconsin

MARCH

6, MINNESOTA; 7, at Minnesota

*non-conference

General Information

LocationSt. Cloud, MN 56301
 NicknameHuskies
 Colors.....Cardinal Red & Black
 Enrollment14,000
 Founded1869
 PresidentDr. Bruce Grube
 Director of AthleticsDr. Morris Kurtz
 AffiliationNCAA-I
 ConferenceWCHA
 Arena ..National Hockey Center (6,000)
 Rink Size200 x 100
 Arena Phone (320) 654-5227

Sports Information

SIDAnne Abicht
 E-Mailaabicht@stcloudstate.edu
 Home Phone (320) 253-4330
 Office Phone(320) 255-2141
 FAX..... (320) 255-2099

Team Information

1996-97 Record23-13-4
 WCHA Record (Finish)18-10-4 (3rd)
 Lettermen Ret./Lost18/5
 Goal: 2/0; Forwards: 11/3; Defense: 5/2

Coach Information

Head Coach

Craig DahlPacific Lutheran, 1976
 Dahl Phone.....(320) 255-4806
 Record at SCSU....168-186-27 (10 yrs.)
 Overall Record244-274-29 (16 yrs.)

Assistant Coaches (yr.)

Tom Serratorre (5th)Bemidji St., 1987
 Brett Peterson (4th)Denver, 1992

Badgers vs. Huskies

The top all-time UW scorers against SCSU teams are listed below.


1. Barry Richter....10-20-30 (5ppg, gwg)
2. Doug Macdonald....8-20-28 (5ppg, gwg)
3. Andrew Shier8-13-21 (4ppg, gwg)
4. Jason Zent8-9-17 (ppg, gwg)
5. Jamie Spencer ..3-12-15 (ppg, gwg, shg)

OPPONENTS

Non-Conference




HEAD COACH
JERRY YORK



JUNIOR
MARTY REASONER




HEAD COACH
JACK PARKER



SENIOR
CHRIS DRURY



HEAD COACH
MARK MORRIS



SENIOR
CHRIS CLARK

BOSTON COLLEGE

December 28 (possible opponent)
Bank One Badger Showdown

General Information

LocationChestnut Hills, MA 02167
NicknameEagles
ColorsMaroon & Gold
Enrollment.....8,957
Founded1863
PresidentRev. William P. Leahy, S.J.
Director of AthleticsGene DeFilippo
AffiliationNCAA-I
ConferenceHockey East
ArenaKelley Rink (7,884)
Rink Size.....200 x 87
Arena Press Box Phone (617) 552-4747

Sports Information

SID.....Al Carbone
E-Mailcarbonal@bc.edu
Home Phone(617) 783-5398
Office Phone (617) 552-0524
FAX (617) 552-4903

Team Information

1996-97 Record15-19-4
HEA Record (Finish).....9-12-3 (6th)
Lettermen Ret./Lost.....14/8
Goal: 1/1; Forwards: 10/3; Defense: 3/4

Coach Information

Head Coach

Jerry York.....Boston College, 1967
York Phone..... (617) 552-3028
Record at BC42-58-9 (3 yrs.)
Overall Record.....509-393-43 (25 yrs.)

Associate Coaches (yr.)

Jim Logue (5th).....Boston College, 1961
Scott Paluch (4th)Bowling Green, 1988

Assistant Coach (yr.)

Mike Cavanaugh (3rd).....Bowdoin, 1990

BOSTON UNIVERSITY

October 11 (possible opponent)
Team Cheerios Ice Breaker Invitational

General Information

LocationBoston, MA 02215
NicknameTerriers
ColorsScarlet & White
Enrollment.....15,496
Founded1839
President.....Jon Westling
Director of AthleticsGary Strickler
AffiliationNCAA-I
ConferenceHockey East
ArenaWalter Brown Arena (3,684)
Rink Size.....200 x 85
Arena Press Box Phone (617) 437-0102

Sports Information

SID.....Ed Carpenter
E-Mailbusid@bu.edu
Home Phone(617) 444-3152
Office Phone (617) 353-2872
FAX (617) 353-5286

Team Information

1996-97 Record26-9-6
HEA Record (Finish)16-4-4 (1st)
Lettermen Ret./Lost.....15/8
Goal: 2/1; Forwards: 9/4; Defense: 4/3

Coach Information

Head Coach

Jack ParkerBoston University, 1964
Parker Phone (617) 353-4639
Record at BU549-257-46 (24 yrs.)
Overall Record.....549-257-46 (24 yrs.)

Associate Coach (yr.)

Brian Durocher (2nd)Boston Univ., 1978

Assistant Coaches (yr.)

Pertti Hasanen (3rd) ..Univ. of Tampere, 1978
Travis Roy (2nd)

CLARKSON

October 10
Team Cheerios Ice Breaker Invite — 8:00 p.m.

General Information

LocationPotsdam, N.Y. 13699-5830
NicknameGolden Knights
ColorsGreen & Gold
Enrollment.....2,600
Founded1896
PresidentDr. Denny Brown
Chair of Athletics.....Geoff Brown
AffiliationNCAA-I
ConferenceECAC
ArenaCheel Arena (3,000)
Rink Size.....200 x 85
Arena Press Box Phone (315) 268-6688

Sports Information

SID.....Gary Mikel
E-Mailmikelg@agent.clarkson.edu
Home Phone(315) 265-1955
Office Phone (315) 268-6673
FAX (315) 268-7613

Team Information

1996-97 Record27-10-0
ECAC Record (Finish).....15-5-0 (1st)
Lettermen Ret./Lost.....20/6
Goal: 3/0; Forwards: 13/3; Defense: 4/3

Coach Information

Head Coach

Mark MorrisColgate, 1981
Morris Phone (315) 268-3874
Record at CU203-92-26 (9 yrs.)
Overall Record.....203-92-26 (9 yrs.)

Assistant Coaches (yr.)

Jim Roque (3rd)....Lake Superior St., 1987
Ron Rolston (2nd)Michigan Tech, 1990




HEAD COACH
RONN TOMASSONI




SOPHOMORE
ROB MILLAR




HEAD COACH
RED BERENSON



SENIOR
MATT HERR



HEAD COACH
RON MASON



SENIOR
CHAD ALBAN

HARVARD

December 27

Bank One Badger Showdown - 8:05 p.m.

General Information

LocationCambridge, MA 02138
NicknameCrimson
ColorsCrimson, Black & White
Enrollment6,671
Founded1636
PresidentNeil L. Rudenstine
Director of AthleticsWilliam J. Cleary, Jr.
AffiliationNCAA-I
ConferenceECAC
ArenaBright Hockey Center (2,850)
Rink Size204 x 87
Arena Press Box Phone (617) 495-3775

Sports Information

Hockey SIDPaul McNeeley
E-Mailmcneeley@fas.harvard.edu
Home Phone(617) tba
Office Phone (617) 495-4847
FAX (617) 495-2130

Team Information

1996-97 Record11-18-3
ECAC Record (Finish)9-11-2 (8th)
Lettermen Ret./Lost22/4
Goal: 3/0; Forwards: 12/2; Defense: 7/2

Coach Information

Head Coach

Ronn TomassoniRPI, 1980
Tomassoni Phone (617) 495-2318
Record at Harvard112-82-22 (7 yrs.)
Overall Record112-82-22 (7 yrs.)

Assistant Coaches (yr.)

Jerry Pawloski (7th)Harvard, 1988
Mark Bavis (1st)Boston University, 1993
Chuckie Hughes (3rd)Harvard, 1992

MICHIGAN

November 30

Ann Arbor, Mich. — 3 p.m.

General Information

LocationAnn Arbor, MI 48109
NicknameWolverines
ColorsMaize & Blue
Enrollment36,500
Founded1817
PresidentLee Bollinger
Director of AthleticsTom Goss
AffiliationNCAA-I
ConferenceCCHA
ArenaYost Ice Arena (6,343)
Rink Size200 x 85
Arena Press Box Phone (313) 647-7916

Sports Information

Hockey SIDBrian Fishman
E-Mailbfishman@umich.edu
Home Phone(313) 741-0676
Office Phone (313) 647-3810
FAX (313) 647-1188

Team Information

1996-97 Record35-4-4
CCHA Record (Finish)21-3-3 (1st)
Lettermen Ret./Lost14/9
Goal: 2/0; Forwards: 8/5; Defense: 4/4

Coach Information

Head Coach

Red BerensonMichigan, 1962
Berenson Phone (313) 647-1201
Record at UM335-175-29 (13 yrs.)
Overall Record335-175-29 (13 yrs.)

Assistant Coaches (yr.)

Mel Pearson (10th)Michigan Tech, 1981
Billy Powers (6th)Michigan, 1988

MICHIGAN STATE

November 28

East Lansing, Mich. — 6:05 p.m.

General Information

LocationEast Lansing, MI 48824
NicknameSpartans
ColorsGreen & White
Enrollment41,545
Founded1855
PresidentPeter McPherson
Director of AthleticsDr. Merritt J. Norvell
AffiliationNCAA-I
ConferenceCCHA
ArenaMunn Ice Arena (6,170)
Rink Size200 x 85
Arena Press Box Phone (517) 353-6359

Sports Information

Hockey SIDNate Ewell
E-Mailewell@pilot.msu.edu
Home Phone(517) 333-8429
Office Phone (517) 355-2271
FAX (517) 353-9636

Team Information

1996-97 Record23-13-4
CCHA Record (Finish)16-7-4 (3rd)
Lettermen Ret./Lost16/6
Goal: 2/1; Forwards: 8/5; Defense: 6/0

Coach Information

Head Coach


Ron MasonSt. Lawrence, 1964
Mason Phone (517) 355-1639
Record at MSU486-233-44 (18 yrs.)
Overall Record775-343-58 (31 yrs.)

Assistant Coaches (yr.)

Tom Newton (8th)Bowling Green, 1980
David McAuliffe (6th)Michigan State, 1990
Willie Mitchell (2nd)Western Ontario, 1993

OPPONENTS

Non Conference



HEAD COACH
MIKE KEMP




FRESHMAN
BILLY PUGLIESE




HEAD COACH
RICK COMLEY



SOPHOMORE
J.P. VIGIER



HEAD COACH
DAVE POULIN



SENIOR
MATT EISLER

NEBRASKA-OMAHA

Home-Jan. 16; Away-Jan. 18

General Information

LocationOmaha, NE 68182
NicknameMavericks
ColorsCrimson & Black
Enrollment4,500
Founded1908
ChancellorDr. Nancy Belck
Director of AthleticsDon Leahy
AffiliationNCAA-I
ConferenceIndependent
Arena ..Omaha Civic Auditorium (8,200)
Rink Size200 x 85
Arena Press Box Phonetba

Sports Information

SIDGary Anderson
E-Mailtba
Home Phone(402) 289-3865
Office Phone(402) 554-3387
FAX(402) 554-3694

Team Information

1996-97 Recorddid not have a team

Coach Information

Head Coach

Mike KempGustavus Adolphus, 1975
Kemp Phone(402) 554-3629
Record at UNO ..first year as head coach

Assistant Coaches (yr.)

David Quinn (1st) ..Boston University, 1989
Steve Rohlik (1st)Wisconsin, 1990

NORTHERN MICHIGAN

December 28 (possible opponent)

Bank One Badger Showdown

General Information

LocationMarquette, MI 49855
NicknameWildcats
ColorsOlive Green & Old Gold
Enrollment7,820
Founded1899
PresidentDr. Judith I. Bailey
Director of AthleticsRick Comley
AffiliationNCAA-I
ConferenceCCHA
ArenaLakeview Arena (4,105)
Rink Size200 x 85
Arena Press Box Phone (906) 228-8510

Sports Information

Hockey SIDSteve Easton
E-Mailseaston@nmu.edu
Home Phone(906) 228-2565
Office Phone(906) 227-1013
FAX(906) 227-2722

Team Information

1996-97 Record13-24-3
WCHA Record (Finish)9-21-2 (8th)
Lettermen Ret./Lost15/8
Goal: 1/1; Forwards: 9/3; Defense: 5/4

Coach Information

Head Coach

Rick ComleyLake Superior State, 1972
Comley Phone(906) 227-1211
Record at NMU431-361-46 (21 yrs.)
Overall Record490-407-46 (24 yrs.)

Assistant Coaches (yr.)

Dave Shiyak (3rd)Northern Michigan, 1993
Garett MacDonald (2nd) ..No. Michigan, 1997

NOTRE DAME

Home-Dec. 10; Away-Dec. 12

General Information

LocationNotre Dame, IN
NicknameFighting Irish
ColorsGold & Blue
Enrollment10,359
Founded1842
President ..Rev. Edward A. Molloy, C.S.C
Director of AthleticsMichael Wadsworth
AffiliationNCAA-I
ConferenceCCHA
ArenaJoyce Center (2,667)
Rink Size200 x 85
Arena Press Box Phone (219) 631-4899

Sports Information

Hockey SIDPete LaFleur
E-Maillafleur.4@nd.edu
Home Phone(219) 243-1826
Office Phone(219) 631-4780
FAX(219) 631-7941

Team Information

1996-97 Record9-25-1
CCHA Record (Finish)6-20-1 (10th)
Lettermen Ret./Lost19/5
Goal: 2/1; Forwards: 11/2; Defense: 6/2

Coach Information

Head Coach

Dave PoulinNotre Dame, 1982
Poulin Phone(219) 631-5050
Record at ND18-48-5 (2 yrs.)
Overall Record18-48-5 (2 yrs.)

Assistant Coaches (yr.)

Tom Carroll (13th)Wisconsin, 1984
Andy Slaggert (5th)Notre Dame, 1989

Series Scores

CONFERENCE OPPONENTS

ALASKA ANCHORAGE

Away—Oct. 31-Nov. 1, 1997

Home—Jan. 30-31, 1998

Wisconsin leads 9-2-3 (.750)

In Madison4-0-2 (.833)

In Anchorage.....5-2-1 (.688)

Date	Site	Score
N-19-90	Madison.....W	2-1
N-20-90	Madison.....T	2-2*
D 10-93	Anchorage.....W	5-4
D 11-93	Anchorage.....W	4-1
M 5-94	Madison.....W	5-1
M 6-94	Madison.....W	4-3*
J 6-95	Anchorage.....W	3-1
J 7-95	Anchorage.....L	2-4
J 5-96	Anchorage.....L	0-1
J 6-96	Anchorage.....W	6-3
D 6-96	Anchorage.....W	6-2
D 7-96	Anchorage.....T	5-5*
J 31-97	Madison.....T	2-2*
F 1-97	Madison.....W	4-3*
14 games		50-33

COLORADO COLLEGE

Away—Jan. 23-24, 1998

CC does not travel to Wisconsin

Wisconsin leads 90-39-3 (.693)

In Madison49-20-1 (.707)

In Colorado Springs...38-18-2 (.672)

PlayoffsUW leads 11-4-0 (.733)

Neutral Site3-1-0 (.750)

Date	Site	Score
J 8-65	Madison.....L	4-8
J 9-65	Madison.....L	3-7
J 28-66	C. Springs.....L	2-3
J 29-66	C. Springs.....L	4-10
J 27-67	Madison.....L	2-5
J 28-67	Madison.....L	4-7
F 2-68	C. Springs.....W	4-3
F 3-68	C. Springs.....W	6-2
J 3-69	Madison.....L	3-5
J 4-69	Madison.....L	2-3*
F 20-70	C. Springs.....W	5-3
F 21-70	C. Springs.....W	4-3
J 8-71	Madison.....W	7-1
J 9-71	Madison.....W	8-2

D 10-71	C. Springs.....W	7-2
D 11-71	C. Springs.....W	5-3
J 14-72	Madison.....W	6-5
J 15-72	Madison.....W	7-6
N 3-72	C. Springs.....L	6-10
N 4-72	C. Springs.....W	5-0
N 17-72	Madison.....W	6-3
N 18-72	Madison.....W	5-3
D 28-72	St. Louis (SLIT).....W	6-2=
N 9-73	Madison.....W	4-3
N 10-73	Madison.....W	8-3
F 1-74	C. Springs.....T	4-4*
F 2-74	C. Springs.....W	8-3
D 6-74	C. Springs.....W	7-4
D 7-74	C. Springs.....L	2-5
J 24-75	Madison.....W	5-3
J 25-75	Madison.....L	4-6
N 21-75	Madison.....L	5-6
N 22-75	Madison.....W	6-3
F 6-76	C. Springs.....W	4-3*
F 7-76	C. Springs.....T	2-2*
N 12-76	Madison.....W	6-5
N 13-76	Madison.....W	5-4
J 21-77	C. Springs.....W	6-3
J 22-77	C. Springs.....W	4-1
M 9-77	Madison (WCHA).....W	3-1
M 10-77	Madison (WCHA).....W	3-1
N 4-77	Madison.....W	8-6
N 5-77	Madison.....L	4-5
F 2-78	C. Springs.....W	5-4*
F 3-78	C. Springs.....W	4-3
N 3-78	Madison.....W	4-2
N 4-78	Madison.....L	2-5
F 23-79	C. Springs.....W	4-1
F 24-79	C. Springs.....W	8-6
D 7-79	Madison.....L	4-5*
D 8-79	Madison.....W	5-4
F 22-80	C. Springs.....W	6-2
F 23-80	C. Springs.....L	6-7*
O 31-80	Madison.....W	6-4
N 1-80	Madison.....W	7-5
F 13-81	C. Springs.....W	4-3*
F 14-81	C. Springs.....L	2-4
M 7-81	Madison (WCHA).....W	8-2
M 8-81	Madison (WCHA).....L	4-11
N 18-81	Madison.....W	6-3
N 20-81	Madison.....W	6-3
N 21-81	Madison.....W	7-2
J 20-82	C. Springs.....W	6-1
J 22-82	C. Springs.....W	7-6
J 23-82	C. Springs.....W	9-6
N 3-82	Madison.....W	7-4
N 5-82	Madison.....W	9-1
N 6-82	Madison.....W	5-1
J 19-83	C. Springs.....W	4-1
J 21-83	C. Springs.....W	8-3
J 22-83	C. Springs.....L	1-3
F 25-83	Madison (WCHA).....W	3-2
F 26-83	Madison (WCHA).....W	5-2
N 18-83	C. Springs.....W	2-1
N 19-83	C. Springs.....W	3-2
D 22-83	Madison.....L	5-6*
D 23-83	Madison.....L	3-4
F 1-85	Madison.....W	7-2
F 2-85	Madison.....W	4-2
M 2-85	Madison (WCHA).....W	2-1
M 3-85	Madison (WCHA).....W	7-3
J 24-86	C. Springs.....W	7-5
J 25-86	C. Springs.....W	2-1
N 7-86	Madison.....W	3-2*
N 8-86	Madison.....W	3-2*
J 23-87	C. Springs.....W	4-3
J 24-87	C. Springs.....L	3-5
N 20-87	Madison.....W	10-4
N 21-87	Madison.....L	1-2
J 22-88	C. Springs.....W	7-2

J 23-88	C. Springs.....W	5-3
N 18-88	Madison.....T	3-3*
N 19-88	Madison.....L	1-4
D 29-88	C. Springs.....W	6-2
D 30-88	C. Springs.....W	4-2
D 8-89	C. Springs.....W	5-0
D 9-89	C. Springs.....L	5-6
F 9-90	Madison.....W	7-3
F 10-90	Madison.....W	9-5
N 16-90	C. Springs.....W	5-3
N 17-90	C. Springs.....W	3-2
F 8-91	Madison.....W	5-2
F 9-91	Madison.....W	4-2
D 6-91	Madison.....W	7-4
D 7-91	Madison.....W	6-3
F 21-92	C. Springs.....L	2-6
F 22-92	C. Springs.....L	1-2
M 21-92	St. Paul (WCHA).....W	5-3=
N 20-92	Madison.....W	1-0
N 21-92	Madison.....W	3-1
F 19-93	C. Springs.....W	4-1
F 20-93	C. Springs.....W	6-5*
M 12-93	Madison (WCHA).....W	6-3
M 13-93	Madison (WCHA).....W	10-3
N 19-93	Madison.....W	6-3
N 20-93	Madison.....W	4-2
F 11-94	C. Springs.....L	3-8
F 12-94	C. Springs.....W	5-2
J 13-95	Madison.....L	2-5
J 14-95	Madison.....W	8-1
M 18-95	St. Paul (WCHA).....W	4-3=
O 13-95	C. Springs.....L	4-8
O 14-95	C. Springs.....L	2-6
D 8-95	Madison.....L	2-4
D 9-95	Madison.....L	1-2
M 9-96	Milwaukee (WCHA).....L	4-6=
N 16-96	C. Springs.....L	3-7
N 17-96	C. Springs.....L	4-5
F 7-97	Madison.....W	5-2
F 8-97	Madison.....L	2-6
M 7-97	C. Springs (WCHA).....L	5-2
M 8-97	C. Springs (WCHA).....L	0-1****
132 games		621-461

DENVER

Away—Jan. 2-3, 1998

Home—Feb. 13-14, 1998

Wisconsin leads 56-30-5 (.643)

In Madison26-15-3 (.625)

In Denver.....27-15-2 (.636)

PlayoffsUW leads 6-0-0 (1.000)

Neutral Site3-0-0 (1.000)

Date	Site	Score
J 31-68	Denver.....L	1-7
D 12-69	Madison.....L	3-5
D 13-69	Madison.....L	1-4
M 14-70	Madison (WCHA).....W	3-2
N 27-70	Denver.....W	6-3
N 28-70	Denver.....L	4-10
M 3-72	Madison.....L	2-4
M 4-72	Madison.....L	2-6
M 18-72	Boston (NCAA).....W	5-2=
J 5-73	Denver.....W	3-2
J 6-73	Denver.....L	1-2
M 17-73	Boston (NCAA).....W	4-2=
D 7-73	Madison.....T	3-3*
D 8-73	Madison.....L	4-5*
N 29-74	Denver.....W	7-3

N 30-74	Denver.....W	6-5*
F 7-75	Madison.....W	9-2
F 8-75	Madison.....W	5-3
J 2-76	Denver.....W	6-3
J 3-76	Denver.....W	7-5
F 25-77	Denver.....L	3-6
F 26-77	Denver.....W	5-2
F 10-78	Madison.....L	1-5
F 11-78	Madison.....L	2-3
F 2-79	Madison.....W	5-4*
F 3-79	Madison.....W	10-4
J 11-80	Madison.....W	7-2
J 12-80	Madison.....W	6-4
O 24-80	Denver.....W	5-3
O 25-80	Denver.....L	3-5
J 15-82	Denver.....W	3-2
J 16-82	Denver.....W	2-1*
F 5-82	Madison.....L	2-4
F 6-82	Madison.....W	4-0
J 14-83	Denver.....W	8-0
J 15-83	Denver.....W	8-4
F 11-83	Madison.....W	4-1
F 12-83	Madison.....W	5-3
N 4-83	Denver.....W	6-4
N 5-83	Denver.....W	7-4
J 20-84	Denver.....L	5-6
J 21-84	Denver.....W	10-4
F 10-84	Madison.....W	4-3*
F 11-84	Madison.....W	6-4
F 25-84	Madison (WCHA).....W	5-3
F 26-84	Madison (WCHA).....W	8-5
J 18-85	Denver.....W	8-7*
J 19-85	Denver.....L	3-10
O 18-85	Madison.....L	2-4
O 19-85	Madison.....W	6-2
N 21-86	Denver.....T	2-2*
N 22-86	Denver.....L	6-8
D 20-86	Madison.....L	2-5
D 21-86	Madison.....L	3-10
O 16-87	Denver.....L	3-8
O 17-87	Denver.....L	5-6
N 6-87	Madison.....W	3-2
N 7-87	Madison.....W	7-2
O 28-88	Denver.....W	7-4
O 29-88	Denver.....T	4-4*
F 3-89	Madison.....W	4-3*
F 4-89	Madison.....T	2-2*
O 27-89	Denver.....W	6-5
O 28-89	Denver.....W	4-2
J 26-90	Madison.....W	3-2
J 27-90	Madison.....W	7-1
D 13-90	Madison.....W	4-2
D 14-90	Madison.....W	5-2
J 18-91	Denver.....L	3-6
J 19-91	Denver.....W	4-3
N 29-91	Madison.....T	3-3*
N 30-91	Madison.....W	6-3
J 10-92	Denver.....W	3-2
J 11-92	Denver.....L	2-3*
D 11-92	Denver.....W	5-2
D 12-92	Denver.....L	4-5
J 22-93	Madison.....L	4-5*
J 23-93	Madison.....W	4-2
O 22-93	Denver.....W	3-2
O 23-93	Denver.....W	6-3
O 21-94	Madison.....W	4-1
O 22-94	Madison.....W	6-4
F 24-95	Denver.....W	4-3
F 25-95	Denver.....L	2-5
M 17-95	St. Paul (WCHA).....W	5-4=
O 20-95	Madison.....W	4-3
O 21-95	Madison.....L	2-6
O 25-96	Denver.....W	8-3
O 26-96	Denver.....L	2-3
F 21-97	Madison.....L	3-5
F 22-97	Madison.....L	3-4
91 games		402-337

OPPONENTS

Series Scores

MICHIGAN TECH

Home—Nov. 14-15, 1997

Away—Feb. 20-21, 1998

Wisconsin leads 59-34-6 (.626)

In Madison 37-12-1 (.750)

In Houghton 20-20-5 (.500)

Neutral Site 2-2-0 (.500)

Playoffs UW leads 10-1-0 (.909)

Date	Site	Score
D-29-27	Houghton	T 0-0
D-30-27	Houghton	L 0-6
D-27-28	Houghton	T 1-1*
D-19-29	Houghton	W 3-1
D-20-29	Houghton	L 2-3
1933	Houghton	T 2-2
1933	Houghton	L 1-3
D 8-67	Madison	L 5-6
D 9-67	Madison	W 4-3
N 22-68	Houghton	T 7-7*
N 23-68	Houghton	W 4-3
D 21-68	Detroit (GLIT)	L 1-4=
J 9-70	Madison	W 3-2*
J 10-70	Madison	L 2-3*
M 21-70	Lk. Placid (NCAA) W	6-5=
N 13-70	Houghton	L 1-6
N 14-70	Houghton	L 2-5
D 17-71	Madison	W 6-3
D 18-71	Madison	W 6-1
M 7-72	Madison (WCHA) L	3-5
M 8-72	Madison (WCHA) W	6-1
F 2-73	Houghton	L 1-7
F 3-73	Houghton	L 3-5
J 11-74	Madison	L 1-4
J 12-74	Madison	L 4-6
F 21-75	Madison	W 4-0
F 22-75	Madison	L 2-4
J 23-76	Madison	W 5-1
J 24-76	Madison	L 4-5
F 27-76	Houghton	L 3-9
F 28-76	Houghton	L 6-9
F 11-77	Madison	W 8-4
F 12-77	Madison	W 4-3
O 28-77	Houghton	L 5-6*
O 29-77	Houghton	W 10-4
J 27-78	Madison	W 10-2
J 28-78	Madison	L 4-5
M 14-78	Madison (WCHA) W	4-3
M 15-78	Madison (WCHA) W	7-4
J 12-79	Houghton	L 5-8
J 13-79	Houghton	W 5-2
O 26-79	Houghton	W 6-5
O 27-79	Houghton	L 4-6
D 28-79	Detroit (GLIT)	L 0-1=
J 30-81	Madison	L 3-5
J 31-81	Madison	W 6-2
D 13-84	Madison	W 6-3
D 14-84	Madison	L 4-5
F 22-85	Houghton	W 4-3
F 23-85	Houghton	W 7-3
F 21-86	Houghton	W 7-5
F 22-86	Houghton	L 3-4*
O 17-86	Houghton	L 3-6
O 18-86	Houghton	W 5-2
F 10-87	Madison	W 4-3
F 11-87	Madison	W 3-2
O 23-87	Madison	W 4-0
O 24-87	Madison	W 9-2
D 4-87	Houghton	W 4-1
D 5-87	Houghton	W 4-2
N 4-88	Madison	W 4-1
N 5-88	Madison	W 7-3
D 9-88	Houghton	L 3-4
D 10-88	Houghton	L 5-6
F 24-89	Madison (WCHA) W	5-2
F 25-89	Madison (WCHA) W	5-3
O 20-89	Madison	W 6-5
O 21-89	Madison	W 8-2
F 2-90	Houghton	W 5-4

F 3-90	Houghton	W 7-2
M 3-90	Madison (WCHA) W	5-2
M 4-90	Madison (WCHA) W	4-3*
O 12-90	Madison	W 6-1
O 13-90	Madison	W 4-0
J 11-91	Houghton	W 3-1
J 12-91	Houghton	W 3-2
O 18-91	Houghton	W 5-2
O 19-91	Houghton	L 1-5
N 8-91	Madison	W 3-2*
N 9-91	Madison	W 4-3*
N 6-92	Houghton	W 6-5*
N 7-92	Houghton	L 1-8
M 6-93	Madison	L 4-5
M 7-93	Madison	T 3-3*
N 12-93	Houghton	L 0-4
N 13-93	Houghton	W 5-3
F 4-94	Madison	W 5-0
F 5-94	Madison	W 5-2
M 19-94	Milwaukee (WCHA) W	8-3=
N 11-94	Houghton	W 7-6
N 12-94	Houghton	W 4-1
M 4-95	Madison	W 7-1
M 5-95	Madison	W 7-5
D 1-95	Madison	W 6-2
D 2-95	Madison	L 2-4
J 26-96	Houghton	L 2-8
J 27-96	Houghton	T 6-6*
J 3-97	Madison	W 4-3
14-97	Madison	W 5-1

99 games

426 - 344

MINNESOTA

Home—Nov. 7-8, 1997

Away—Feb. 6-7, 1998

Wisconsin trails 64-122-13 (.354)

In Madison 40-49-9 (.454)

At Minnesota 18-70-4 (.217)

Neutral Site 6-3-0 (.667)

Playoffs series tied 12-12-0 (.500)

Date	Site	Score
J-20-22	Madison	L 0-3
J-21-22	Madison	L 1-3
J-3-22	St. Paul	L 2-12
J-4-22	St. Paul	L 0-7
F-9-23	Madison	L 1-4
F-10-23	Madison	T 1-1**
F-26-23	Minneapolis	L 0-1*
F-27-23	Minneapolis	L 0-4
J-26-24	Madison	L 0-4
J-27-24	Madison	L 0-5
F-29-24	St. Paul	L 0-4
M-1-24	St. Paul	L 0-4
F-13-25	Madison	L 1-5
F-14-25	Madison	L 0-1**
M-13-25	Minneapolis	L 0-1
M-14-25	Minneapolis	L 0-2
J-15-26	Madison	T 0-0*
J-16-26	Madison	T 1-1*
M-10-26	Minneapolis	L 2-3
M-11-26	Minneapolis	L 1-2*
J-14-27	Madison	L 0-1
J-15-27	Madison	L 1-3
1927	Minneapolis	L NA
1927	Minneapolis	L NA
F-3-28	Madison	W 2-1**
F-4-28	Madison	T 1-1**
F-20-28	Minneapolis	L 0-1
F-21-28	Minneapolis	L 1-4
F-13-29	Madison	W 2-1
F-14-29	Madison	L 0-2
M-4-29	Minneapolis	L 0-2
M-5-29	Minneapolis	L 0-4
J-10-30	Madison	W 2-0
J-11-30	Madison	W 4-3

F-15-30	Minneapolis	L 1-2**
F-16-30	Minneapolis	W 2-1*
J-10-31	Madison	W 3-1
F-13-31	Minneapolis	L 1-2
F-14-31	Minneapolis	L 1-4
1932	Madison	L 1-10
1933	Madison	L 1-6
1933	Madison	L 0-8
1933	Madison	L 0-3
1934	Madison	L 0-1
1934	Madison	L 0-7
1935	Madison	L 0-9
J 1-65	Madison	W 2-7
J 2-65	Madison	L 1-6
D 18-65	Minneapolis	L 1-5
F 22-66	Minneapolis	W 5-4*
D 17-66	Madison	L 1-7
J 9-68	Madison	L 2-5
F 9-68	Minneapolis	L 2-3*
F 10-68	Minneapolis	L 3-5
D 4-68	Minneapolis	L 1-5
D 28-68	Madison (Big Ten) T	3-3*
J 8-69	Madison	W 7-3
D 21-69	Ann Arbor (Big Ten) W	4-3**
F 6-70	Madison	W 10-1
F 7-70	Madison	L 3-5
F 27-70	Minneapolis	L 1-4
F 28-70	Minneapolis	W 2-0
F 5-71	Minneapolis	L 5-6*
F 6-71	Minneapolis	W 6-3
F 19-71	Madison	W 4-1
F 20-71	Madison	W 3-2*
M 11-71	Madison (WCHA) L	3-4
J 7-72	Madison	W 9-1
J 8-72	Madison	L 0-3
F 4-72	Minneapolis	L 2-4
F 5-72	Minneapolis	L 5-7
D 22-72	Minneapolis	T 4-4*
D 23-72	Minneapolis	L 2-4
D 30-72	St. Louis (SLIT) W	5-1=
M 2-73	Madison	L 3-4
M 3-73	Madison	W 3-0
M 5-73	Madison (WCHA) W	8-6
M 6-73	Madison (WCHA) W	6-4
N 2-73	Minneapolis	W 3-2
N 3-73	Minneapolis	W 8-2
F 8-74	Madison	T 3-3*
F 9-74	Madison	T 4-4*
D 27-74	Madison	W 2-1
D 28-74	Madison	L 1-4
J 3-75	Minneapolis	L 2-4
J 4-75	Minneapolis	L 1-3
N 28-75	Minneapolis	W 4-2
N 29-75	Minneapolis	L 1-6
F 13-76	Madison	L 4-5*
F 14-76	Madison	W 9-3
D 3-76	Minneapolis	W 4-3*
D 4-76	Minneapolis	W 7-2
F 7-77	Madison	W 7-1
F 8-77	Madison	L 4-5
M 12-77	Madison (WCHA) W	9-5
M 13-77	Madison (WCHA) W	8-3
N 25-77	Madison	W 4-1
N 26-77	Madison	W 5-3
F 17-78	Minneapolis	L 2-3*
F 18-78	Minneapolis	W 3-1
O 27-78	Minneapolis	L 4-8
O 28-78	Minneapolis	W 6-5
J 19-79	Madison	L 2-3
J 20-79	Madison	W 4-3
N 23-79	Minneapolis	L 5-6
N 24-79	Minneapolis	L 2-7
F 8-80	Madison	L 4-6
F 9-80	Madison	L 6-7
N 28-80	Madison	L 4-5*
N 29-80	Madison	W 8-3
J 16-81	Minneapolis	L 3-6
J 17-81	Minneapolis	L 4-8
M 28-81	Duluth (NCAA) W	6-3=
N 6-81	Madison	W 4-1
N 7-81	Madison	T 6-6*
D 4-81	Minneapolis	W 6-3
D 5-81	Minneapolis	L 4-6

F 12-82	Madison	L 1-2*
F 13-82	Madison	W 5-0
M 9-82	Madison (WCHA) L	3-4
M 10-82	Madison (WCHA) W	6-2
O 29-82	Minneapolis	T 4-4*
O 30-82	Minneapolis	L 8-9
N 12-82	Madison	W 4-3
N 13-82	Madison	L 1-5
F 18-83	Minneapolis	W 7-3
F 19-83	Minneapolis	L 1-5
M 12-83	Minneapolis (WCHA) W	5-1
M 13-83	Minneapolis (WCHA) W	3-2
O 28-83	Minneapolis	L 3-5
O 29-83	Minneapolis	L 6-7
N 11-83	Madison	W 3-1
N 12-83	Madison	W 9-0
J 27-84	Madison	W 5-4
J 28-84	Madison	L 1-4
J 11-85	Minneapolis	L 5-6
J 12-85	Minneapolis	W 5-4*
M 9-85	Minneapolis (WCHA) L	0-6
M 10-85	Minneapolis (WCHA) L	7-8
D 6-85	Minneapolis	L 4-5*
D 7-85	Minneapolis	L 2-6
J 31-86	Madison	W 7-4
F 1-86	Madison	W 6-4
M 8-86	Minneapolis (WCHA) L	1-4
M 9-86	Minneapolis (WCHA) L	3-7
O 24-86	Madison	L 2-3*
O 25-86	Madison	W 5-2
F 20-87	Minneapolis	L 2-5
F 21-87	Minneapolis	L 2-5
M 6-87	Minneapolis (WCHA) W	2-1
M 7-87	Minneapolis (WCHA) L	4-8
O 30-87	Minneapolis	L 3-5
O 31-87	Minneapolis	L 4-5*
F 5-88	Madison	L 0-1
F 6-88	Madison	W 2-1
M 7-88	St. Paul (WCHA) W	3-2=
O 14-88	Madison	L 2-3*
O 15-88	Madison	L 2-4
F 17-89	Minneapolis	L 1-4
F 18-89	Minneapolis	L 2-5
M 6-89	St. Paul (WCHA) W	4-3=
M 24-89	Minneapolis (NCAA) L	2-4
M 25-89	Minneapolis (NCAA) L	2-4
N 3-89	Madison	L 3-5
N 4-89	Madison	W 4-3
F 16-90	Minneapolis	W 6-3
F 17-90	Minneapolis	L 2-4
M 12-90	St. Paul (WCHA) W	7-1=
D 8-90	Minneapolis	L 4-9
D 9-90	Minneapolis	T 4-4*
J 25-91	Madison	L 3-5
J 26-91	Madison	L 1-8
M 10-91	St. Paul (WCHA) L	2-3=
N 15-91	Minneapolis	L 4-5
N 16-91	Minneapolis	L 1-4
F 7-92	Madison	L 1-2
F 8-92	Madison	W 4-1
N 13-92	Minneapolis	T 4-4*
N 14-92	Bloomington+ W	3-2
F 26-93	Madison	T 4-4*
F 27-93	Madison	L 2-4
M 19-93	St. Paul (WCHA) L	2-3**
J 8-94	Minneapolis	L 2-5
J 9-94	Minneapolis+ L	3-4*
F 25-94	Madison	L 2-3
F 26-94	Madison	L 2-3
O 28-94	Minneapolis	L 1-2*
O 29-94	Minneapolis+ L	2-5
J 27-95	Madison	L 2-6
J 28-95	Madison	W 6-5
J 19-96	Minneapolis	L 4-8
J 20-96	Minneapolis+ L	0-5
F 23-96	Madison	W 6-3
F 24-96	Madison	W 7-4
M 8-96	Milwaukee (WCHA) L	3-4**
N 1-96	Madison	W 3-2
N 2-96	Madison	L 1-6
F 28-97	Minneapolis+ L	3-4
M 1-97	Minneapolis	L 3-7

199 games

592 - 746

Series Scores

MINNESOTA-DULUTH

Away—Nov. 21-22, 1997

Home—Jan. 9-10, 1998

Wisconsin leads 62-48-7

In Madison.....38-17-2 (.562)

In Duluth.....23-30-5 (.440)

Neutral Site.....1-1-0 (.500)

Playoffs.....UW trails 2-3-0 (.400)

Date	Site	Score
F 4-67	Duluth	L 1-6
J 6-68	Madison	L 2-4
J 30-70	Duluth	W 5-4
J 31-70	Duluth	L 2-4
D 4-70	Madison	W 2-1
D 5-70	Madison	L 4-6
J 1-72	Duluth	W 6-5*
J 2-72	Duluth	L 3-4
F 16-73	Madison	W 6-2
F 17-73	Madison	W 9-2
J 25-74	Duluth	W 6-3
J 26-74	Duluth	L 1-4
N 15-74	Madison	W 4-2
N 16-74	Madison	W 7-5
J 10-75	Duluth	W 6-4
J 11-75	Duluth	L 5-8
N 14-75	Duluth	L 6-9
N 15-75	Duluth	L 2-4
J 16-76	Madison	W 10-4
J 17-76	Madison	L 2-3
N 5-76	Duluth	W 5-4
N 6-76	Duluth	W 7-1
F 18-77	Madison	W 7-4
F 19-77	Madison	W 6-4
N 18-77	Madison	W 4-3
N 19-77	Madison	W 6-2
J 13-78	Duluth	T 3-3*
J 14-78	Duluth	W 5-4
M 10-78	Madison (WCHA)	W 9-2
M 11-78	Madison (WCHA)	W 5-4
N 24-78	Madison	T 3-3*
N 25-78	Madison	W 6-3
J 26-79	Duluth	T 5-5*
J 27-79	Duluth	L 6-10
N 9-79	Madison	L 7-8
N 10-79	Madison	W 7-3
F 15-80	Duluth	L 3-5
F 16-80	Duluth	L 4-8
D 5-80	Duluth	L 2-3
D 6-80	Duluth	W 5-3
J 23-81	Madison	W 7-2
J 24-81	Madison	W 4-3
O 30-81	Duluth	W 6-1
O 31-81	Duluth	W 6-1
J 8-82	Madison	W 8-3
J 9-82	Madison	W 4-3*
F 26-82	Duluth	L 8-9
F 27-82	Duluth	W 8-6
D 3-82	Madison	L 3-5
D 4-82	Madison	W 7-2
J 7-83	Madison	W 7-4
J 8-83	Madison	W 6-2
F 4-83	Duluth	L 3-6
F 5-83	Duluth	W 3-1
D 2-83	Madison	L 5-6*
D 3-83	Madison	L 1-4
J 13-84	Duluth	L 1-7
J 14-84	Duluth	L 4-6
F 17-84	Duluth	L 2-4
F 18-84	Duluth	L 1-6
M 2-84	Duluth (WCHA)	L 3-6
M 3-84	Duluth (WCHA)	L 0-9
N 16-84	Duluth	L 2-4
N 17-84	Duluth	L 1-6

F 8-85	Madison	L 4-5
F 9-85	Madison	L 1-8
N 1-85	Madison	W 5-3
N 2-85	Madison	W 4-3
F 7-86	Duluth	W 7-3
F 8-86	Duluth	L 3-5
N 14-86	Duluth	L 1-2*
N 15-86	Duluth	W 5-2
J 9-87	Madison	W 3-2*
J 10-87	Madison	L 1-2
J 8-88	Madison	W 10-4
J 9-88	Madison	L 2-3
F 12-88	Duluth	W 7-2
F 13-88	Duluth	W 5-4
N 25-88	Duluth	W 4-2
N 26-88	Duluth	T 1-1*
J 13-89	Madison	W 5-1
J 14-89	Madison	W 2-1*
N 24-89	Madison	L 4-9
N 25-89	Madison	W 3-0
J 5-90	Duluth	L 3-4
J 6-90	Duluth	W 4-2
O 26-90	Duluth	L 4-3
O 27-90	Duluth	W 6-1
J 4-91	Madison	W 7-0
J 5-91	Madison	W 6-1
M 2-91	Madison	W 5-1
M 3-91	Madison	W 5-2
N 1-91	Madison	W 4-2
N 2-91	Madison	L 2-3
J 31-92	Duluth	W 4-1
F 1-92	Duluth	T 6-6*
N 27-92	Duluth	L 5-8
N 28-92	Duluth	L 1-2*
F 5-93	Madison	W 6-2
F 6-93	Madison	L 2-5
M 20-93	St. Paul (WCHA)	L 5-7=
O 29-93	Duluth	L 4-5
O 30-93	Duluth	T 5-5*
J 21-94	Madison	W 6-1
J 22-94	Madison	L 3-4
O 15-94	Duluth	W 6-5
N 4-94	Madison	T 2-2*
N 5-94	Madison	L 3-4
F 19-95	Milwaukee#	W 6-3=
N 10-95	Duluth	L 2-3
N 11-95	Duluth	L 2-5
F 2-96	Madison	W 4-2
F 3-96	Madison	W 5-3
N 22-96	Madison	W 5-3
N 23-96	Madison	L 0-4
J 24-97	Duluth	W 6-3
J 25-97	Duluth	W 4-1

117 games

509-437

ST. CLOUD STATE

Home—Feb. 27-28, 1998

Wisconsin does not travel to SCSU

Wisconsin leads 18-12-3 (.591)

At Madison.....13-6-0 (.684)

At St. Cloud.....5-5-3 (.500)

Neutral Site.....0-1-0 (.000)

Playoffs.....series tied 2-2-0 (.500)

Date	Site	Score
D 13-88	Madison	W 8-1
O 16-89	Madison	W 4-3
J 9-90	St. Cloud	L 5-6
N 9-90	Madison	W 4-2
N 10-90	Madison	W 10-4
F 15-91	St. Cloud	T 7-7*
F 16-91	St. Cloud	W 6-2
O 25-91	St. Cloud	W 5-4
O 26-91	St. Cloud	W 5-4

M 7-92	Madison	W 5-4
M 8-92	Madison	W 6-2
M 13-92	Madison (WCHA)	W 6-5*
M 14-92	Madison (WCHA)	L 3-5
M 15-92	Madison (WCHA)	W 4-3*
O 23-92	Madison	W 5-2
O 24-92	Madison	L 2-4
J 29-93	St. Cloud	W 6-5*
J 30-93	St. Cloud	W 6-3
J 14-94	Madison	W 4-1
J 15-94	Madison	L 1-6
M 18-94	Milwaukee (WCHA)	L 2-3=
D 2-94	Madison	L 4-8
D 3-94	Madison	W 5-4
F 11-95	St. Cloud	L 4-5
F 12-95	St. Cloud	T 4-4*
N 17-95	St. Cloud	T 3-3*
N 18-95	St. Cloud	L 2-5
J 12-96	Madison	W 8-3
J 13-96	Madison	L 2-6
O 18-96	Madison	W 2-0
O 19-96	Madison	L 2-3
F 14-97	St. Cloud	L 4-5
F 15-97	St. Cloud	L 1-7

33 games

145-129

NORTH DAKOTA

Home—Dec. 5-6, 1997

Away—March 6-7, 1998

Wisconsin leads 62-39-7

At Madison.....31-15-3 (.663)

At Grand Forks.....29-22-4 (.564)

Neutral Site.....2-2-0 (.500)

Playoffs.....UW leads 9-3-3 (.700)

Date	Site	Score
D 13-68	Madison	W 7-5
D 14-68	Madison	W 11-7
N 14-69	Grand Forks	W 8-4
N 15-69	Grand Forks	W 7-4
M 6-71	Madison	W 12-1
M 7-71	Madison	W 4-2
N 26-71	Grand Forks	L 1-2
N 27-71	Grand Forks	W 3-2
M 11-72	G. Forks (WCHA)	T 1-1
M 12-72	G. Forks (WCHA)	W 5-1
J 26-73	Madison	W 8-3
J 27-73	Madison	W 4-3
F 22-74	Grand Forks	L 4-5*
F 23-74	Grand Forks	W 7-1
J 31-75	Grand Forks	W 8-7
F 1-75	Grand Forks	T 2-2*
J 9-76	Madison	L 5-6*
J 10-76	Madison	L 2-5
D 10-76	Madison	W 6-2
D 11-76	Madison	W 11-6
J 14-77	Grand Forks	W 7-6*
J 15-77	Grand Forks	W 8-7*
F 24-78	Grand Forks	W 7-5
F 25-78	Grand Forks	L 2-4
N 17-78	Grand Forks	W 2-1*
N 18-78	Grand Forks	L 1-3
F 9-79	Madison	L 3-7
F 10-79	Madison	L 4-7
M 10-79	G. Forks (WCHA)	L 2-4
M 11-79	G. Forks (WCHA)	T 7-7*
F 29-80	Madison	L 1-8
M 1-80	Madison	L 3-4
F 6-81	Grand Forks	W 10-1
F 7-81	Grand Forks	W 5-4
J 29-82	Madison	L 0-3
J 30-82	Madison	W 3-0
F 19-82	Grand Forks	L 4-5*
F 20-82	Grand Forks	L 1-3
M 13-82	G. Forks (WCHA)	W 9-0
M 14-82	G. Forks (WCHA)	W 3-1
M 27-82	Providence (NCAA)	L 2-5=
N 19-82	Grand Forks	L 2-6
N 20-82	Grand Forks	L 0-4
J 28-83	Madison	T 2-2*
J 29-83	Madison	L 1-3
M 4-83	G. Forks (WCHA)	T 1-1
M 5-83	G. Forks (WCHA)	W 6-5**
O 21-83	Madison	L 2-5
O 22-83	Madison	L 2-3
F 3-84	Grand Forks	T 3-3*
F 4-84	Grand Forks	W 6-4
N 30-84	Madison	W 6-5*
D 1-84	Madison	W 3-2
N 22-85	Madison	W 8-1
N 23-85	Madison	W 6-2
J 17-86	Grand Forks	L 2-8
J 18-86	Grand Forks	L 4-6
M 1-86	Madison (WCHA)	W 6-2
M 2-86	Madison (WCHA)	W 6-5
O 31-86	Grand Forks	L 4-9
N 1-86	Grand Forks	L 2-6
J 30-87	Madison	L 4-5
J 31-87	Madison	L 1-2
N 13-87	Grand Forks	L 3-4
N 14-87	Grand Forks	W 5-4
J 29-88	Madison	W 4-3
J 30-88	Madison	W 5-4*
M 6-88	St. Paul (WCHA)	W 2-1=
N 11-88	Madison	W 5-2
N 12-88	Madison	W 5-2
J 27-89	Grand Forks	W 3-2
J 28-89	Grand Forks	W 4-2
D 1-89	Grand Forks	W 7-5
D 2-89	Grand Forks	L 5-9
F 23-90	Madison	T 5-5*
F 24-90	Madison	W 5-4*
N 23-90	Madison	L 2-4
N 24-90	Madison	W 6-2
D 29-90	Milwaukee (BHS)	W 3-2=
F 1-91	Grand Forks	W 5-3
F 2-91	Grand Forks	L 2-6
M 11-91	St. Paul (WCHA)	L 2-5=
J 3-92	Grand Forks	W 9-4
J 4-92	Grand Forks	L 2-6
F 28-92	Madison	W 8-2
F 29-92	Madison	W 4-2
D 4-92	Madison	L 2-3
D 5-92	Madison	W 10-2
J 15-93	Grand Forks	W 3-2
J 16-93	Grand Forks	W 5-2
N 5-93	Madison	W 7-3
N 6-93	Madison	L 4-5
J 28-94	Grand Forks	W 4-1
J 29-94	Grand Forks	L 4-5
M 11-94	Madison (WCHA)	W 6-1
M 12-94	Madison (WCHA)	W 4-2
D 9-94	Grand Forks	L 2-3*
D 10-94	Grand Forks	L 2-5
F 3-95	Madison	W 4-2
F 4-95	Madison	W 5-1
O 27-95	Grand Forks	W 3-1
O 28-95	Grand Forks	L 2-4
F 9-96	Madison	W 6-3
F 10-96	Madison	W 3-2
M 1-96	G. Forks (WCHA)	W 6-5*
M 2-96	G. Forks (WCHA)	W 5-4**
J 17-97	Grand Forks	W 5-2
J 18-97	Grand Forks	L 6-8

108 games

476-392

Series Scores

NON-CONFERENCE OPPONENTS

NEBRASKA-OMAHA

Home—Jan. 16, 1998

Away—Jan. 18, 1998

These are the first meetings between the two schools.

BOSTON COLLEGE

Dec. 27-28, 1997 in Milwaukee

Wisconsin leads 6-5-0 (.545)

In Madison1-3-0 (.250)

In Boston1-2-0 (.333)

Neutral Site4-0-0 (1.000)

Date	Site	Score
D 28-70	St. Louis (SLIT).....W	7 - 2=
J 4-85	Madison.....L	2 - 5
J 5-85	Madison.....L	2 - 6
N 8-85	Boston.....W	5 - 4
N 9-85	Boston.....L	5 - 6
J 4-87	Madison.....W	6 - 5
J 17-88	Boston.....L	4 - 5*
J 9-89	Madison.....L	3 - 4*
D 29-89	Milwaukee (BHS).....W	6 - 3=
M 30-90	Detroit (NCAA).....W	2 - 1=
D 28-92	Milwaukee (BHS).....W	10 - 3=
11 games		52 - 44

BOSTON UNIVERSITY

Neutral—Oct. 11, 1997 (possible)

Wisconsin trails 5-8-0 (.625)

At Madison4-2-0 (.667)

At Boston1-3-0 (.250)

Neutral Site0-3-0 (.000)

Date	Site	Score
M 16-72	Boston (NCAA).....L	1 - 4
M 23-78	Providence (NCAA).....L	2 - 5=
J 2-83	Madison.....W	2 - 0
J 3-83	Madison.....W	5 - 2
O 12-84	Madison.....L	5 - 6
O 13-84	Madison.....L	2 - 4
D 29-85	Boston.....L	4 - 7
D 30-85	Boston.....W	6 - 3
J 2-87	Madison.....W	7 - 1
J 13-88	Boston.....L	6 - 10
J 6-89	Madison.....W	7 - 2
D 29-92	Milwaukee (BHS).....L	3 - 6=
M 26-94	Albany (NCAA).....L	1 - 4=
13 games		51 - 54

CLARKSON

Neutral—Oct. 10, 1997

Wisconsin leads 4-2-2 (.625)

In Madison3-0-1 (.875)

In Potsdam1-2-1 (.375)

This will be the first neutral site meeting between the two schools.

Date	Site	Score
J 19-73	Madison.....W	5 - 4*
J 20-73	Madison.....W	8 - 3
J 4-80	Madison.....T	3 - 3*
J 5-80	Madison.....W	6 - 2
M 20-81	Potsdam (NCAA).....W	3 - 2
M 21-81	Potsdam (NCAA).....T	6 - 6*
M 15-91	Potsdam (NCAA).....L	3 - 8
M 16-91	Potsdam (NCAA).....L	4 - 5
8 games		38 - 33

HARVARD

Dec. 27-28, 1997 in Milwaukee

Wisconsin leads 7-1-0 (.875)

In Madison5-1-0 (.833)

Neutral Site2-0-0 (1.000)

Date	Site	Score
D 26-71	St. Louis (SLIT).....W	2 - 1=
D 29-76	Madison.....L	3 - 4
D 30-76	Madison.....W	7 - 5
M 20-82	Madison (NCAA).....W	6 - 1
M 21-82	Madison (NCAA).....W	4 - 3
M 26-83	G. Forks (NCAA).....W	6 - 2=
D 21-85	Madison.....W	5 - 4
D 22-85	Madison.....W	5 - 4
8 games		38 - 24

MICHIGAN

Away—Nov. 30, 1997

Wisconsin trails 47-55-6 (.463)


In Madison28-26-0 (.519)

In Ann Arbor13-20-5 (.408)

Neutral Site6-9-1 (.406)

PlayoffsUW leads 5-1-0 (.833)

Date	Site	Score
F 13-22	Madison.....L	3 - 6
F 14-22	Madison.....L	1 - 5
J 11-23	Ann Arbor.....L	1 - 2*
J 12-23	Ann Arbor.....L	0 - 1
J 19-23	Madison.....L	0 - 1
J 20-23	Madison.....W	1 - 0
J 19-24	Ann Arbor.....L	0 - 3
J 20-24	Ann Arbor.....T	2 - 2**
F 15-24	Madison.....L	0 - 3
F 16-24	Madison.....L	1 - 3
F 27-25	Madison.....L	0 - 2
F 28-25	Madison.....L	0 - 1
F 12-26	Ann Arbor.....T	1 - 1*
F 13-26	Ann Arbor.....L	1 - 2
M 4-26	Madison.....L	2 - 3
M 5-26	Madison.....W	2 - 0
F 18-27	Madison.....L	0 - 1
M 5-27	Windsor (Ont.).....L	1 - 2=
M 7-27	Windsor (Ont.).....L	0 - 1=



TEAM CHEERIOS ICE BREAKER INVITATIONAL

OCT. 10-11, 1997

Beginning this season, college hockey will have its own tournament signifying the opening of theseason. The University of Wisconsin, along with the WCHA and the American Hockey Coaches Association, will sponsor the inaugural tourney which takes place October 10-11, 1997. All four Division I conferences will be represented at the annual event which takes place this year at the Dane County Coliseum in Madison, Wis. The University of Wisconsin, along with Michigan State (CCHA), Boston University (Hockey East) and Clarkson (ECAC) make up the inaugural field. Pairings are listed below.

Oct. 10

Michigan St. vs. Boston University, 5 p.m.

Wisconsin vs. Clarkson, 8 p.m.

Oct. 11

Third-place Game, 5 p.m.

Championship Game, 8 p.m.

M 8-27	Windsor (Ont.).....L	0 - 1=	D 9-72	Madison.....W	10 - 4
F 10-28	Madison.....W	3 - 1	N 23-73	Ann Arbor.....W	8 - 4
F 11-28	Madison.....W	2 - 1**	N 24-73	Ann Arbor.....L	1 - 4
F 27-28	Detroit.....T	0 - 0*=	J 18-74	Madison.....L	2 - 3*
F 28-28	Detroit.....L	1 - 3=	J 19-74	Madison.....W	6 - 3
F 18-29	Madison.....L	2 - 3*	N 1-74	Ann Arbor.....W	5 - 2
F 19-29	Madison.....W	3 - 0	N 2-74	Ann Arbor.....L	1 - 8
M 1-29	Ann Arbor.....L	1 - 3	J 17-75	Madison.....W	3 - 1
M 2-29	Ann Arbor.....T	2 - 2*	J 18-75	Madison.....L	3 - 6
J 17-30	Madison.....L	1 - 2**	D 12-75	Madison.....L	4 - 8
J 18-30	Madison.....W	3 - 2	D 13-75	Madison.....L	3 - 8
F 28-30	Ann Arbor.....L	1 - 5	F 20-76	Ann Arbor.....W	4 - 3
M 1-30	Ann Arbor.....T	0 - 0**	F 21-76	Ann Arbor.....L	4 - 7
J 16-31	Madison.....W	2 - 0	O 15-76	Madison.....L	6 - 7*
J 17-31	Madison.....W	1 - 0*	O 16-76	Madison.....W	7 - 6*
F 19-31	Ann Arbor.....T	0 - 0**	F 4-77	Ann Arbor.....W	3 - 2
F 21-31	Ann Arbor.....L	0 - 3	F 5-77	Ann Arbor.....W	11 - 8
1932	Madison.....L	0 - 5	M 16-77	Madison (WCHA).....W	4 - 0
1933	Madison.....L	1 - 8	M 17-77	Madison (WCHA).....W	5 - 4
1933	Madison.....L	1 - 2	M 26-77	Detroit (NCAA).....W	6 - 5*=
1934	Madison.....L	3 - 5	D 2-77	Ann Arbor.....L	3 - 11
1935	Madison.....L	0 - 6	D 3-77	Ann Arbor.....L	3 - 7
1935	Madison.....L	1 - 2	J 6-78	Madison.....W	8 - 2
D 29-67	Minneapolis (Big Ten).....L	0 - 8=	J 7-78	Madison.....W	5 - 4
N 29-68	Madison.....W	5 - 4	N 10-78	Madison.....L	5 - 6
N 30-68	Madison.....L	3 - 5	N 11-78	Madison.....W	9 - 4
F 28-69	Ann Arbor.....L	5 - 8	F 16-79	Ann Arbor.....W	8 - 3
M 1-69	Ann Arbor.....L	0 - 2	F 17-79	Ann Arbor.....W	6 - 4
N 28-69	Ann Arbor.....W	4 - 3	N 16-79	Madison.....W	8 - 4
N 29-69	Ann Arbor.....L	1 - 4	N 17-79	Madison.....W	2 - 0
D 28-69	St. Louis (SLIT).....W	5 - 3=	J 18-80	Ann Arbor.....L	5 - 6
F 13-70	Madison.....W	4 - 2	J 19-80	Ann Arbor.....L	4 - 8
F 14-70	Madison.....L	3 - 4	N 21-80	Ann Arbor.....W	5 - 3
M 13-70	Denver (WCHA).....W	2 - 1=	N 22-80	Ann Arbor.....L	1 - 3
D 11-70	Ann Arbor.....L	4 - 5*	J 9-81	Madison.....W	8 - 5
D 12-70	Ann Arbor.....W	5 - 3	J 10-81	Madison.....W	4 - 3
F 12-71	Madison.....W	7 - 2	D 29-87	Detroit (GLIT).....W	6 - 0=
F 13-71	Madison.....W	4 - 1	A 2-92	Albany (NCAA).....W	4 - 2=
N 19-71	Madison.....W	8 - 1	M 27-93	Detroit (NCAA).....L	3 - 4*=
N 20-71	Madison.....W	7 - 2	N 27-93	Auburn Hills (CHS).....W	5 - 3=
F 18-72	Ann Arbor.....W	5 - 1	N 25-94	St. Paul (CHS).....L	2 - 7=
F 19-72	Ann Arbor.....L	4 - 6	M 25-95	Madison (NCAA).....L	3 - 4
N 24-72	Ann Arbor.....W	5 - 3	N 24-95	Milwaukee (CHS).....L	3 - 7=
N 25-72	Ann Arbor.....W	7 - 2	N 30-96	Detroit (CHS).....L	4 - 8=
D 8-72	Madison.....W	6 - 3	108 games		348 - 367

Series Scores

MICHIGAN STATE

Neutral—Oct. 12, 1997 (possible)

Away—Nov. 28, 1997

Wisconsin trails 35-38-2 (.480)

In Madison18-12-2 (.594)

In East Lansing.....13-21-0 (.382)

Neutral Site4-5-0 (.444)

Playoffs.....UW trails 3-4-0 (.429)

Date	Site	Score
D 11-64	E. LansingL	2 - 9
D 12-64	E. LansingL	0 - 9
F 12-65	Madison.....L	4 - 8
F 13-65	Madison.....L	3 - 9
F 11-66	Madison.....L	1 - 3
F 12-66	Madison.....L	3 - 5
M 3-67	E. LansingL	3 - 7
M 4-67	E. LansingL	3 - 4
D 30-67	Minneapolis (Big Ten) L	3 - 4=
M 1-68	Madison.....W	5 - 3
M 2-68	Madison.....L	1 - 3
D 20-68	Detroit (GLIT).....W	6 - 4=
D 26-68	Madison (Big Ten) L	2 - 3
F 7-69	E. LansingW	2 - 1
F 8-69	E. LansingL	3 - 4
D 23-69	Ann Arbor (Big Ten) ..W	6 - 3=
J 2-70	E. LansingL	3 - 4
J 3-70	E. LansingL	4 - 6
M 6-70	E. LansingW	5 - 0
M 7-70	E. LansingW	4 - 3
J 15-71	Madison.....L	3 - 5
J 16-71	Madison.....W	3 - 2
F 26-71	E. LansingL	2 - 4
F 27-71	E. LansingL	5 - 6*
D 3-71	Madison.....W	4 - 1
D 4-71	Madison.....W	4 - 3
F 25-72	E. LansingW	5 - 0
F 26-72	E. LansingW	6 - 4
J 12-73	E. LansingW	4 - 3
J 13-73	E. LansingL	5 - 7
F 9-73	Madison.....W	5 - 2
F 10-73	Madison.....W	6 - 4
N 30-73	Madison.....T	6 - 6*
D 1-73	Madison.....W	4 - 2
J 4-74	E. LansingL	4 - 5
J 5-74	E. LansingL	6 - 7
M 5-74	E. Lansing (WCHA) ..L	1 - 4
M 6-74	E. Lansing (WCHA) ..W	4 - 3
N 22-74	Madison.....W	4 - 3
N 23-74	Madison.....W	5 - 4
F 14-75	E. LansingL	1 - 3
F 15-75	E. LansingW	7 - 5
M 4-75	Madison (WCHA) W	5 - 4
M 5-75	Madison (WCHA) L	4 - 7
N 7-75	Madison.....L	4 - 5
N 8-75	Madison.....L	5 - 6*
J 30-76	E. LansingL	4 - 5*
J 31-76	E. LansingL	3 - 5
M 10-76	E. Lansing (WCHA) ..L	4 - 6
M 11-76	E. Lansing (WCHA) ..L	4 - 6
N 19-76	E. LansingL	2 - 5
N 20-76	E. LansingW	8 - 0
J 28-77	Madison.....W	10 - 6
J 29-77	Madison.....W	9 - 2
D 9-77	E. LansingW	6 - 2
D 10-77	E. LansingW	7 - 3
J 20-78	Madison.....T	5 - 5*
J 21-78	Madison.....W	8 - 2
D 1-78	E. LansingL	5 - 6
D 2-78	E. LansingW	5 - 1
J 5-79	Madison.....W	6 - 4
J 6-79	Madison.....W	13 - 3
N 2-79	E. LansingW	6 - 4
N 3-79	E. LansingL	4 - 5
D 29-79	Detroit (GLIT).....W	10 - 4=
J 25-80	Madison.....L	4 - 5
J 26-80	Madison.....W	9 - 2
F 20-81	Madison.....L	3 - 5

F 21-81	Madison.....W	5 - 4
D 30-87	Detroit (GLIT)W	4 - 3=
N 26-93	Auburn Hills (CHS) ..L	2 - 4=
N 26-94	St. Paul (CHS)L	2 - 3=
M 24-95	Madison (NCAA).....W	5 - 3
N 25-95	Milwaukee (CHS).....L	4 - 5=
N 29-96	Detroit (CHS)L	1 - 3=
75 games		333-308

NORTHERN MICHIGAN

Dec. 27-28, 1997 in Milwaukee

Wisconsin leads 39-22-5

At Madison28-9-0 (.757)

At Marquette8-11-5 (.438)

Neutral Site3-2-0 (.600)

PlayoffsUW leads 8-3-0 (.727)

Date	Site	Score
M 27-81	Duluth (NCAA)W	5 - 1=
J 2-82	Madison.....W	5 - 3
J 3-82	Madison.....W	7 - 1
J 3-84	Madison.....W	2 - 1
J 4-84	Madison.....W	5 - 4*
N 2-84	MarquetteL	2 - 8
N 3-84	MarquetteL	5 - 9
F 15-85	Madison.....W	6 - 1
F 16-85	Madison.....W	7 - 2
F 14-86	Madison.....L	3 - 7
F 15-86	Madison.....W	6 - 0
O 10-86	Madison.....W	6 - 1
O 11-86	Madison.....L	2 - 6
F 6-87	MarquetteW	5 - 3
F 7-87	MarquetteL	3 - 5
F 28-87	Madison (WCHA) W	4 - 2
M 1-87	Madison (WCHA) W	6 - 2
O 9-87	Madison.....W	6 - 2
O 10-87	Madison.....W	6 - 5
D 19-88	MarquetteL	4 - 6
D 20-88	MarquetteT	3 - 3*
F 25-88	Madison (WCHA) W	2 - 1*
F 26-88	Madison (WCHA) W	5 - 4
O 21-88	MarquetteT	2 - 2*
O 22-88	MarquetteL	4 - 5*
F 13-89	Madison.....W	6 - 3
F 14-89	Madison.....L	3 - 4*
M 5-89	St. Paul (WCHA) ..L	2 - 4=
N 17-89	MarquetteL	5 - 11
N 18-89	MarquetteW	6 - 5*
J 19-90	Madison.....L	3 - 4
J 20-90	Madison.....W	10 - 1
M 11-90	St. Paul (WCHA) ..W	4 - 3=
N 2-90	MarquetteL	1 - 6
N 3-90	MarquetteL	2 - 4
F 22-91	Madison.....L	1 - 6
F 23-91	Madison.....L	3 - 4*
N 22-91	MarquetteL	2 - 5
N 23-91	MarquetteL	1 - 4
J 18-92	Madison.....W	7 - 4
J 19-92	Madison.....W	6 - 4
M 20-92	St. Paul (WCHA) ..L	3 - 6=
O 31-92	Madison.....W	9 - 2
N 1-92	Madison.....W	11 - 0
F 12-93	MarquetteW	5 - 4
F 13-93	MarquetteL	2 - 5
D 3-93	Madison.....L	2 - 5
D 4-93	Madison.....W	5 - 4
D 29-93	Milwaukee (BHS) ..W	3 - 2=
F 18-94	MarquetteW	4 - 2
F 19-94	MarquetteW	6 - 3
N 18-94	Madison.....W	4 - 3
N 19-94	Madison.....W	4 - 2
J 20-95	MarquetteT	1 - 1*
J 21-95	MarquetteT	5 - 5*

M 10-95	Madison (WCHA) L	3 - 4
M 11-95	Madison (WCHA) W	5 - 4
M 12-95	Madison (WCHA) W	5 - 1
D 15-95	Madison.....W	4 - 3
D 16-95	Madison.....W	4 - 2
F 16-96	MarquetteT	1 - 1*
F 17-96	MarquetteW	5 - 4
N 8-96	MarquetteW	5 - 2
N 9-96	MarquetteW	4 - 3
J 10-97	Madison.....W	4 - 1
J 11-97	Madison.....L	1 - 4
66 games		278-229

NOTRE DAME

Dec. 10, 1997 in Madison

Dec. 12, 1997 in South Bend

Wisconsin leads 36-15-6 (.684)

In Madison21-5-1 (.796)

In South Bend13-9-5 (.574)

Neutral Site2-1-0 (.667)

PlayoffsUW leads 3-0-1 (.875)

Date	Site	Score
F 18-22	South BendL	0 - 3
F 6-26	Madison.....T	1 - 1
F 17-68	Madison.....W	16 - 2
J 30-69	South BendW	10 - 2
J 31-69	South BendW	12 - 0
F 14-69	Milwaukee.....W	5 - 1
F 15-69	Madison.....W	10 - 2
D 5-69	Madison.....W	7 - 3
D 6-69	Madison.....W	5 - 1
D 19-70	South BendL	5 - 6
D 20-70	South BendT	3 - 3*
J 28-72	South BendW	5 - 3
J 29-72	South BendW	5 - 3
F 11-72	Madison.....W	6 - 4
F 12-72	Madison.....W	5 - 1
D 1-72	Madison.....W	5 - 4*
D 2-72	Madison.....W	5 - 3
F 23-73	South BendL	5 - 8
F 24-73	South BendL	3 - 4
M 9-73	S. Bend (WCHA) ..T	4 - 4*
M 10-73	S. Bend (WCHA) ..W	4 - 3
N 16-73	South BendW	6 - 2
N 17-73	South BendL	4 - 6
M 1-74	Madison.....W	4 - 3
M 2-74	Madison.....L	1 - 5
O 25-74	Madison.....W	5 - 4
O 26-74	Madison.....L	3 - 5
F 28-75	South BendT	3 - 3*
M 1-75	South BendW	9 - 2
D 5-75	South BendL	2 - 5
D 6-75	South BendT	2 - 2*
M 6-76	Madison.....W	5 - 3
M 7-76	Madison.....W	4 - 1
N 26-76	Madison.....L	1 - 4
N 27-76	Madison.....W	4 - 3
M 4-77	South BendW	8 - 3
M 5-77	South BendT	3 - 3*
N 11-77	South BendW	6 - 1
N 12-77	South BendW	5 - 1
M 4-78	Madison.....W	5 - 2
M 5-78	Madison.....W	12 - 1
D 8-78	South BendL	2 - 8
D 9-78	South BendW	7 - 6*
M 2-79	Madison.....W	2 - 0
M 3-79	Madison.....W	7 - 3
M 6-79	Madison (WCHA) W	11 - 5
M 7-79	Madison (WCHA) W	5 - 2
N 30-79	Madison.....W	5 - 2
D 1-79	Madison.....L	3 - 4
F 2-80	South BendL	3 - 4
F 3-80	South BendW	7 - 5

BANK ONE BADGER SHOWDOWN

DEC. 27-28, 1997

The 1997-98 hockey season marks the ninth season of the premier holiday hockey tournament in the nation — The Bank One Badger Hockey Showdown. Along with host Wisconsin, the field this year includes Northern Michigan (CCHA), Boston College (Hockey East) and Harvard (ECAC). Northern Michigan (1993) and Boston College (1989 and 1992) have both been part of the BOBHS field in previous years. Harvard is making its first appearance in the Showdown. This year's matchups are listed below.

Dec. 27

5:05 p.m.

Boston College vs. Northern Michigan

8:05 p.m.

Wisconsin vs. Harvard

Dec. 28

5:05 p.m.

Third-place Game


8:05 p.m.

Championship Game

N 14-80	Madison.....L	4 - 5*
N 15-80	Madison.....W	4 - 0
F 27-81	South BendL	2 - 4
F 28-81	South BendW	7 - 0
D 28-89	Milwaukee (BHS) ..W	9 - 3
D 28-95	Milwaukee (BHS) ..L	2 - 3
57 games		293-174

KEY: *number of overtimes; BHS-Badger Hockey Showdown; Big Ten-Big Ten Tournament; CHS-College Hockey Showcase; GLIT-Great Lakes Invitational; SLIT-St. Louis Invitational; NCAA-NCAA Playoffs; WCHA-WCHA Playoffs

THE WCHA



1996-97 FINAL STANDINGS

Place	Team (Overall Record, pct.)	GP	W	L	T	Pts	GF	Avg	GA	Avg
1.	North Dakota (31-10-2, .744)	32	21	10	1	43	137	4.28	105	3.28
	Minnesota (28-13-1, .679)	32	21	10	1	43	129	4.03	94	2.94
3.	St. Cloud State (23-13-4, .625)	32	18	10	4	40	127	3.97	105	3.28
4.	Colorado College (25-15-4, .614)	32	17	11	4	38	121	3.78	107	3.34
	Denver (24-13-4, .634)	32	17	11	4	38	127	3.97	99	3.09
6.	Minnesota-Duluth (18-16-4, .526)	32	15	13	4	34	115	3.59	111	3.47
7.	Wisconsin (15-21-2, .421)	32	15	15	2	32	115	3.59	115	3.59
8.	Northern Michigan (13-24-3, .363)	32	9	21	2	20	78	2.44	127	3.97
9.	Alaska Anchorage (9-23-4, .306)	32	7	21	4	18	75	2.34	109	3.41
10.	Michigan Tech (8-27-4, .256)	32	5	23	4	14	81	2.53	133	4.16

1997 NCAA Champion -- North Dakota; Regular Season Co-Champions -- North Dakota and Minnesota; WCHA Playoff Champion -- North Dakota; WCHA Final Five Qualifiers -- North Dakota, Minnesota, St. Cloud State, Colorado College and Denver; NCAA Participants -- North Dakota, Minnesota, Colorado College and Denver.

Throughout its memorable 45-year history, the Western Collegiate Hockey Association has been synonymous with success. From its formal inception in 1951, the conference has developed and maintained a tradition of national excellence second to none. In fact, no collegiate athletic league — in any sport — can top the “national scale” accomplishments of the WCHA and its member institutions. Since its founding, 30 NCAA Hockey Championships have been won by teams representing the WCHA while another 25 national runner-up finishes have been earned by WCHA teams. On top of that, you can add the fact that the WCHA has qualified at least one representative to college hockey’s version of the “Final Four” 44 times in its 45-year history.

The WCHA has also continued to set the pace in college hockey attendance. In 1996, WCHA teams held down seven of the nation’s top 10 spots for average home attendance while the 1997 season marked the fourth straight time the league had drawn in excess of 100,000 home fans — the only collegiate hockey conference in history to do so.

- **Setting Standards** — Few, if any, collegiate athletic conferences can claim a more storied past, standard of excellence, or reputation for success than the WCHA. The WCHA has produced nearly 160 first-team all-Americans, more than 140 Olympians and hundreds of National Hockey League stars.

- **Upholding Tradition** — When speaking of tradition in college athletics, the WCHA holds its own in any company. From the historic MacNaughton Cup, the most valuable trophy in amateur hockey, to distinguished coaching alumni like Murray Armstrong, Vic Heyliger, John Mariucci, John MacInnes, ‘Badger’ Bob Johnson and Herb Brooks. From the contemporaneous Broadmoor Trophy to fabled players like Lou Angotti, Billy Hay, George Kirkwood, Bill Masterton, Tony Esposito, John Mayasich and Jack McCarten. From soldout arenas and national championships to recent alumni like Brett Hull, Glenn Anderson, Ed Belfour, Neal Broten, Chris Chelios, Kevin Dineen, Mike Richter, Curtis Joseph, Jim Carey and Tony Granato.

- **Recording Success** — Of the 46 NCAA Ice Hockey Championships contested since 1951, members of the WCHA have captured an astounding 30 national titles, including 19 NCAA championships that featured two representatives from the WCHA. A WCHA team has finished either first or second in 36 of 46 (78 percent) NCAA championships since 1951.

WCHA DIRECTORY

Commissioner: Bruce McLeod
Supervisor of Officials: Greg Shepherd
Public Relations Director: Doug Spencer
Administrative Assistant: Carol LaBelle
Business Manager: Annie Hoskinson

Administrative and Financial Address
2201 East Asbury Avenue
Denver, CO 80208-0320
Phone: (303) 871-4223/FAX: (303) 871-4242

Public Relations and Sports Information Address
P.O. Box 5426
Madison, WI 53705-5426
Phone: (608) 829-0100/FAX: (608) 829-0200

Supervisor of Officials Address
215 E. Kathleen Drive
W. St. Paul, MN 55118
Phone: (612) 451-9995

Composite Schedule

1997-98 SCHEDULE

OCTOBER

Date	Game	Time (Local)
Fri/10	Minnesota vs. Michigan <i>US College Hockey Hall of Fame Game</i> Univ. of Alberta vs. Alaska Anchorage (exh.) Wisconsin vs. Clarkson <i>Team Cheerios Ice Breaker Invitational (Madison)</i>	7:05 7:05 8:05
Sat/11	Laurentian University @ Michigan Tech* University of Regina @ St. Cloud State (exh.) Wisconsin vs. MSU/BU <i>Team Cheerios Ice Breaker Invitational (Madison)</i>	7:05 8:05 5:05/8:05
Fri/17	Alaska Fairbanks @ Alaska Anchorage* Univ. of Calgary @ Colorado College (exh.) Michigan Tech @ Northern Michigan* Maine @ Minnesota* Mankato State @ Minnesota-Duluth* Notre Dame @ St. Cloud State*	7:05 7:35 7:30 7:35 7:05 7:05
Sat/18	Alaska Anchorage @ Alaska Fairbanks* Univ. of Calgary @ Denver (exh.) Northern Michigan @ Michigan Tech* Maine @ Minnesota* Mankato State @ Minnesota-Duluth* Notre Dame @ St. Cloud State*	7:05 7:35 7:35 7:05 7:05 7:05
Sun/19	Univ. of Manitoba @ North Dakota (exh.)	2:05
Fri/24	Minnesota @ Minnesota-Duluth New Hampshire @ Alaska Anchorage* Colorado College vs. St. Lawrence* <i>JC Penney Hockey Classic (Orono, ME)</i> Mankato State @ St. Cloud State*	7:05 7:05 5:00 7:05
Sat/25	Michigan Tech @ Denver (McNichols Arena) Minnesota @ Minnesota-Duluth New Hampshire @ Alaska Anchorage* Colorado College vs. Maine or St. Thomas <i>JC Penney Hockey Classic (Orono, ME)</i> Mankato State @ St. Cloud State*	7:35 7:05 7:05 4/7:00 7:05
Sun/26	Michigan Tech @ Denver (McNichols Arena)	7:05
Fri/31	Wisconsin @ Alaska Anchorage Colorado College @ Michigan Tech Denver @ Mankato State* Minnesota-Duluth @ St. Cloud State North Dakota @ Minnesota	7:05 7:35 7:05 7:05 7:35

NOVEMBER

Sat/1	Wisconsin @ Alaska Anchorage Colorado College @ Michigan Tech Denver @ Mankato State* North Dakota @ Minnesota Minnesota-Duluth @ St. Cloud State	7:05 7:05 7:05 7:05 7:05
Fri/7	Minnesota @ Wisconsin North Dakota @ Colorado College Providence @ Minnesota-Duluth* St. Cloud State @ Michigan Tech	7:05 7:35 7:05 7:35

Sat/8	Alaska Anchorage @ Denver (McNichols Arena) North Dakota @ Colorado College Minnesota @ Wisconsin Providence @ Minnesota-Duluth* St. Cloud State @ Michigan Tech Alaska Anchorage @ Denver (McNichols Arena)	7:35 7:05 7:05 7:05 7:05 7:05
Sun/9		
Fri/14	Michigan Tech @ Wisconsin Minnesota @ Alaska Anchorage Minnesota-Duluth @ North Dakota	7:05 7:05 7:35
Sat/15	Denver @ Nebraska-Omaha* Michigan Tech @ Wisconsin Minnesota @ Alaska Anchorage Minnesota-Duluth @ North Dakota St. Cloud State @ Colorado College	7:05 7:05 7:05 7:35 2:05
Sun/16	Denver @ Nebraska-Omaha* St. Cloud State @ Colorado College	2:05 7:35
Fri/21	Alaska Anchorage @ St. Cloud State Colorado College @ Minnesota Denver @ North Dakota Wisconsin @ Minnesota-Duluth	7:05 7:35 7:35 8:05
Sat/22	Alaska Anchorage @ St. Cloud State Colorado College @ Minnesota Denver @ North Dakota Wisconsin @ Minnesota-Duluth	7:05 7:35 7:35 7:05
Fri/28	Alaska Anchorage @ Colorado College Michigan Tech @ Minnesota-Duluth Minnesota @ Michigan* Wisconsin @ Michigan State*	7:35 7:05 7:00 6:05
Sat/29	Alaska Anchorage @ Colorado College Michigan Tech @ Minnesota-Duluth St. Cloud State @ Denver (Coliseum)	7:05 7:05 7:35
Sun/30	St. Cloud State @ Denver (Coliseum) Minnesota @ Michigan State* Wisconsin @ Michigan*	7:05 2:00 4:05

DECEMBER

Fri/5	Michigan Tech @ Alaska Anchorage Nebraska-Omaha @ Minnesota-Duluth* North Dakota @ Wisconsin	7:05 7:05 7:05
Sat/6	Michigan Tech @ Alaska Anchorage Nebraska-Omaha @ Minnesota-Duluth* North Dakota @ Wisconsin	7:05 7:05 7:05
Sun/7	Denver @ Colorado College	2:05
Mon/8	Colorado College @ Denver (Coliseum)	7:35
Wed/10	Notre Dame @ Wisconsin*	7:05
Fri/12	Colorado College @ Mankato State* Denver @ Michigan Tech St. Cloud State @ North Dakota Wisconsin @ Notre Dame*	7:05 7:35 7:35 7:00
Sat/13	Colorado College @ Mankato State* Denver @ Michigan Tech St. Cloud State @ North Dakota	7:05 7:05 7:35
Fri/19	Michigan Tech @ Nebraska-Omaha* Minnesota-Duluth @ Alaska Anchorage St. Cloud State @ Minnesota	7:05 7:05 7:35
Sat/20	Michigan Tech @ Nebraska-Omaha* Minnesota @ St. Cloud State	7:05 7:05

Sat/27	Minnesota-Duluth @ Alaska Anchorage	7:05
	Colorado College vs. New Hampshire*	4:35
	Denver Cup (McNichols Arena)	
	Denver vs. Miami (OH)*	7:35
	Denver Cup (McNichols Arena)	
	Michigan Tech vs. Michigan State*	6:30
	Great Lakes Invitational (Joe Louis Arena)	
	Minnesota vs. Brown*	7:05
	Mariucci Classic (Mariucci Arena)	
	Minnesota-Duluth vs. Colgate*	5:15
	Syracuse (NY) Tournament	
	North Dakota vs. Cornell*	5:00
	Pepsi College Hockey Tournament (Van Andel Arena)	
	Wisconsin vs. Harvard*	8:05
	Bank One Badger Showdown (Bradley Center)	
Sun/28	Denver vs. Colorado College or New Hamp.*	4:35/7:35
	Denver Cup (McNichols Arena)	
	Colorado College vs. Denver or Miami (OH)*	4:35/7:35
	Denver Cup (McNichols Arena)	
	Michigan Tech vs. Michigan or St. Lawrence*	1:30/5:00
	Great Lakes Invitational (Joe Louis Arena)	
	Minnesota vs. Notre Dame or Northeastern*	4:05/7:05
	Mariucci Classic (Mariucci Arena)	
	Minnesota-Duluth vs. Clarkson or Niagara*	4/7:30
	Syracuse (NY) Tournament	
	North Dakota vs. W. Michigan or Ferris State	4/7:00
	Pepsi College Hockey Tournament (Van Andel Arena)	
	Wisconsin vs. No. Michigan or Boston College	5:05/8:05
	Bank One Badger Showdown (Bradley Center)	
Tue/30	HV-71 (Jankoping, Sweden) @ Minnesota (exh.)	7:05
Wed/31	HV-71 (Jankoping, Sweden) @ Wisconsin (exh.)	6:05

JANUARY

Fri/2	Mankato State @ Minnesota*	7:35
	Western Michigan @ North Dakota*	7:35
	HV-71 (Jankoping, Sweden) @ Minnesota-Duluth	7:05
Sat/3	Wisconsin @ Denver (McNichols Arena)	7:35
	Mankato State @ Minnesota*	7:05
	Western Michigan @ North Dakota*	7:35
Sun/4	Wisconsin @ Denver (McNichols Arena)	7:05
Tue/6	Colorado College @ Air Force Academy*	7:35
Fri/9	Alaska Anchorage @ Michigan Tech	7:35
	Colorado College @ North Dakota	8:35
	Minnesota-Duluth @ Wisconsin	7:05
	Nebraska-Omaha @ St. Cloud State*	7:05
Sat/10	Alaska Anchorage @ Michigan Tech	7:05
	Colorado College @ North Dakota	8:35
	Minnesota-Duluth @ Wisconsin	7:05
	Nebraska-Omaha @ St. Cloud State*	7:05
Fri/16	Colorado College @ Alaska Anchorage	7:05
	Denver @ Minnesota	7:35
	Michigan Tech @ North Dakota	7:35
	St. Cloud State @ Minnesota-Duluth	7:05
	Nebraska-Omaha @ Wisconsin*	7:05
Sat/17	Colorado College @ Alaska Anchorage	7:05
	Denver @ Minnesota	7:05
	Michigan Tech @ North Dakota	7:35
	St. Cloud State @ Minnesota-Duluth	7:05
Sun/18	Wisconsin @ Nebraska-Omaha*	2:05
Fri/23	Minnesota-Duluth @ Minnesota	7:35
	North Dakota @ St. Cloud State	7:05
	Mankato State @ Alaska Anchorage*	7:05
	Wisconsin @ Colorado College	7:35
	Denver @ Vermont*	7:00
Sat/24	Minnesota-Duluth @ Minnesota	7:05

	North Dakota @ St. Cloud State	7:05
	Wisconsin @ Colorado College	7:05
	Mankato State @ Alaska Anchorage*	7:05
	Denver @ Dartmouth*	7:00
Fri/30	Alaska Anchorage @ Wisconsin	7:05
	Colorado College @ Minnesota-Duluth	7:05
	Denver @ St. Cloud State	7:05
	Minnesota @ Michigan Tech	7:05
Sat/31	Alaska Anchorage @ Wisconsin	7:05
	Colorado College @ Minnesota-Duluth	7:05
	Denver @ St. Cloud State	7:05
	Minnesota @ Michigan Tech	5:05
	Mankato State @ North Dakota*	2:05

FEBRUARY

Sun/1	Mankato State @ North Dakota*	2:05
Fri/6	Denver @ Colorado College	7:35
	Minnesota-Duluth @ Michigan Tech	7:35
	North Dakota @ Alaska Anchorage	7:05
	Wisconsin @ Minnesota (Target Center)	7:35
Sat/7	Colorado College @ Denver (McNichols Arena)	7:35
	Minnesota-Duluth @ Michigan Tech	7:05
	North Dakota @ Alaska Anchorage	7:05
	Wisconsin @ Minnesota	7:05
Fri/13	Alaska Anchorage @ Minnesota-Duluth	7:05
	Denver @ Wisconsin	7:05
	Michigan Tech @ St. Cloud State	7:05
Sat/14	Alaska Anchorage @ Minnesota-Duluth	7:05
	Denver @ Wisconsin	7:05
	Michigan Tech @ St. Cloud State	7:05
	Minnesota @ North Dakota	2:05
Sun/15	Minnesota @ North Dakota	2:05
Fri/20	Alaska Anchorage @ Minnesota	7:35
	Colorado College @ St. Cloud State	7:05
	Wisconsin @ Michigan Tech	7:35
Sat/21	Alaska Anchorage @ Minnesota	7:05
	Colorado College @ St. Cloud State	7:05
	North Dakota @ Denver	2:05
	Wisconsin @ Michigan Tech	7:05
Sun/22	North Dakota @ Denver	2:05
Tue/24	Air Force @ Colorado College*	7:05
Fri/27	Denver @ Alaska Anchorage	7:05
	Minnesota @ Colorado College	7:35
	North Dakota @ Minnesota-Duluth	7:05
	St. Cloud State @ Wisconsin	7:05
	Mankato State @ Michigan Tech*	7:35
Sat/28	Denver @ Alaska Anchorage	7:05
	Minnesota @ Colorado College	7:05
	North Dakota @ Minnesota-Duluth	7:05
	St. Cloud State @ Wisconsin	7:05
	Mankato State @ Michigan Tech*	7:05

MARCH

Fri/6	Michigan Tech @ Colorado College	7:35
	Minnesota @ St. Cloud State	7:05
	Wisconsin @ North Dakota	7:35
Sat/7	Michigan Tech @ Colorado College	7:05
	St. Cloud State @ Minnesota	7:05
	Wisconsin @ North Dakota	7:35
Sun/8	Minnesota-Duluth @ Denver	7:05
Mon/9	Minnesota-Duluth @ Denver	7:35

*non-conference games

1996-97 Stat Leaders

ALL GAMES

Goals

1 David Hoogsteen, UND	27
Mark Parrish, SCSU	27
3 Ryan Kraft, UM	25
4 Paul Comrie, DU	21
Antti Laaksonen, DU	21

Assists

1 Mike Crowley, UM	47
2 Jason Blake, UND	32
Brian Swanson, CC	32
4 Matt Cullen, SCSU	30
Curtis Murphy, UND	30

Points

1 Mike Crowley, UM	56
2 David Hoogsteen, UND	54
3 Jason Blake, UND	51
Brian Swanson, CC	51
5 Paul Comrie, DU	49

Points-per-game

1 Mike Crowley, UM	1.33
2 David Hoogsteen, UND	1.26
3 Matt Cullen, SCSU	1.25
4 Paul Comrie, DU	1.23
5 Mark Parrish, SCSU	1.20

Power-play goals

1 Ian Kallay, UND	11
Ryan Kraft, UM	11
Mark Parrish, SCSU	11
Mike Peluso, UMD	11
Dave Spehar, UM	11

Game-winning goals

1 Kevin Hoogsteen, UND	6
2 Stewart Bodtker, CC	5
Curtis Bois, UMD	5
Matt Cullen, SCSU	5
Dave Spehar, UM	5

Shorthanded goals

1 Joe Bianchi, UW	3
Paul Comrie, DU	3
Matt Cullen, SCSU	3
David Hoogsteen, UND	3
5 11 players with	2

Penalties

1 Curtis Doell, UMD	45
2 Erik Rasmussen, UM	44
3 Bill Kohn, UM	40
4 Brad Englehart, UW	39
5 Shawn Kurulak, DU	34
Sacha Molin, SCSU	34

Penalty minutes

1 Erik Rasmussen, UM	123
2 Curtis Doell, UMD	114
3 Tyler Rice, UND	107
4 Sacha Molin, SCSU	98
5 Todd Kidd, DU	90

DEFENSEMEN

Goals

1 Curtis Murphy, UND	12
Brian LaFleur, UM	12
3 Rick Mrozik, UMD	11
4 Mike Crowley, UM	9
Calvin Elfring, CC	9

Assists

1 Mike Crowley, UM	47
2 Curtis Murphy, UND	30
3 Dane Litke, UND	27
4 Eric Rud, CC	24
5 Rick Mrozik, UMD	23

Points

1 Mike Crowley, UM	56
2 Curtis Murphy, UND	42
3 Rick Mrozik, UMD	34
4 Brian LaFleur, UM	33
5 Calvin Elfring, CC	31
Eric Rud, CC	31

Power-play goals

1 Calvin Elfring, CC	5
Curtis Murphy, UND	5
Rick Mrozik, UMD	5
Eric Rud, CC	5
5 Mike Crowley, UM	4
Brian LaFleur, UM	4
Laird Lidster, UMD	4
Joe Ritson, DU	4

GOALTENDING

Wins

1 Steve DeBus, UM	25
2 Brian Leitza, SCSU	19
Judd Lambert, CC	19
4 Brant Nicklin, UMD	18
5 Aaron Schweitzer, UND	17

Goals-against average

1 Aaron Schweitzer, UND	2.31
2 Jim Mullin, DU	2.75
3 Stephen Wagner, DU	2.85
4 Judd Lambert, CC	3.04
5 Steve DeBus, UM	3.15

Save percentage

1 Aaron Schweitzer, UND	90.8
2 Stephen Wagner, DU	90.4
3 Jim Mullin, DU	90.0
4 Brant Nicklin, UMD	89.7
5 Luciano Caravaggio, MTU	89.6

Games played

1 Steve DeBus, UM	38
2 Brant Nicklin, UMD	37
3 Judd Lambert, CC	34
4 Kirk Daubenspeck, UW	33
5 Doug Teskey, UAA	32

Minutes

1 Steve DeBus, UM	2283:05
2 Brant Nicklin, UMD	2199:00
3 Judd Lambert, CC	1993:12
4 Kirk Daubenspeck, UW	1925:25
5 Doug Teskey, UAA	1816:08

Saves

1 Brant Nicklin, UMD	1035
2 Kirk Daubenspeck, UW	995
3 Steve DeBus, UM	953
4 Judd Lambert, CC	843
5 Doug Teskey, UAA	824

Shutouts

1 Aaron Schweitzer, UND	4
2 Judd Lambert, CC	3
3 Erik Day, UM	2
Jim Mullin, DU	2
5 Jason Cugnet, CC	1
Kirk Daubenspeck, UW	1
Steve DeBus, UM	1
Toby Kvalevog, UND	1
Brant Nicklin, UMD	1
Doug Teskey, UAA	1
Stephen Wagner, DU	1

Shutout periods

1 Brant Nicklin, UMD	41
2 Judd Lambert, CC	40
3 Steve DeBus, UM	36
4 Kirk Daubenspeck, UW	35
5 Doug Teskey, UAA	34

LEAGUE GAMES ONLY

SCORING LEADERS

Rk	Name, Pos, Yr, Team	GP	G	A	Pts	PPG	Pen-Min
1.	Brian Swanson, C, So., CC	32	15	27	42	1.31	19-41
	Mike Crowley, D, Jr., UM	32	5	37	42	1.31	9- 18
3.	Dave Hoogsteen, LW, So., UND	32	19	21	40	1.25	6- 12
4.	Dave Paradise, LW, Sr., SCSU	32	18	20	38	1.19	20-48
5.	Ryan Kraft, LW, Jr., UM	32	20	17	37	1.16	12-35
	Sacha Molin, LW, Jr., SCSU	32	14	23	37	1.16	32-94
7.	Paul Comrie, LW, So., DU	31	17	19	36	1.16	26-60
	Jason Blake, C, So., UND	32	16	20	36	1.13	16-32
9.	Matt Cullen, C, So., SCSU	28	13	22	35	1.25	25-50
10.	Ken Dzikowski, LW, Jr., UMD	31	14	20	34	1.10	29-66
11.	Mark Parrish, RW, So., SCSU	27	21	12	33	1.22	23-46
	Mike Peluso, C, Jr., UMD	31	17	16	33	1.06	14-47
	Andre Savage, RW, Jr., MTU	31	17	16	33	1.06	14-28
14.	Ian Kallay, LW, So., UND	32	13	19	32	1.00	9- 18
	Curtis Murphy, D, Jr., UND	32	9	23	32	1.00	11-22
16.	Joe Bianchi, C, Jr., UW	31	15	15	30	0.97	14-36
	Dave Spehar, RW, Fr., UM	31	15	15	30	0.97	14-28
18.	Brad Englehart, C, Jr., UW	29	15	14	29	1.00	30-60
	Antti Laaksonen, RW, Sr., DU	31	18	11	29	0.94	15-49

GOALTENDING LEADERS

Rk	Name, Team	GP	W	L	T	Minutes	GA	GAA	Saves	SV%	SP
1.	Aaron Schweitzer, UND	15	9	3	0	687:15	28	2.45	251	.900	17
2.	Jim Mullin, DU	18	8	6	4	1033:16	50	2.90	416	.893	24
3.	Stephen Wagner, DU	17	9	5	0	894:29	44	2.95	404	.902	17
4.	Steve DeBus, UM	28	18	9	1	1675:23	86	3.08	705	.891	32
5.	Doug Teskey, UAA	29	7	15	4	1636:08	85	3.12	746	.898	31
6.	Brian Leitza, SCSU	25	15	6	1	1393:10	77	3.32	566	.880	23
7.	Toby Kvalevog, UND	20	11	5	1	1007:04	56	3.34	358	.865	17
8.	Brant Nicklin, UMD	32	15	13	4	1944:27	109	3.36	926	.895	38
9.	Judd Lambert, CC	24	11	10	1	1325:36	78	3.53	565	.879	19
10.	Kirk Daubenspeck, UW	28	13	13	2	1596:38	97	3.65	815	.894	28
11.	Luciano Caravaggio, MTU	24	5	12	4	1293:52	79	3.66	673	.895	24
12.	Duane Hoey, NMU	12	3	8	1	701:08	44	3.77	266	.858	10
13.	Dieter Kochan, NMU	21	6	13	1	1224:16	81	3.97	641	.888	18
14.	David Weninger, MTU	14	0	11	0	644:58	50	4.65	327	.867	4

Shutouts: Schweitzer 3, Erik Day 2, Cugnet, **Daubenspeck**, DeBus, Kvalevog, Mullin, Nicklin, Teskey and Wagner 1.

STATISTICAL LEADERS

Power-play goals

1.	Mike Peluso, UMD	10
2.	Ryan Kraft, UM	9
	Mark Parrish, SCSU	9
	Dave Spehar, UM	9
5.	Ian Kalley, UND	8

Game-winning goals

1.	Curtis Bois, UMD	5
	Dave Spehar, UM	5
3.	Joe Bianchi, UW	4
	Stewart Bodtke, CC	4
	Matt Cullen, SCSU	4
	Mark Parrish, SCSU	4
	Wyatt Smith, UM	4

Shorthanded goals

1.	Joe Bianchi, UW	3
2.	Stewart Bodtke, CC	2
	Paul Comrie, DU	2
	Matt Cullen, SCSU	2
	Mark Parrish, SCSU	2
	Brian Swanson, CC	2

Penalties

1.	Curtis Doell, UMD	43
2.	Sacha Molin, SCSU	32
3.	Brad Englehart, UW	30
4.	Ken Dzikowski, UMD	29
5.	Darcy Dallas, NMU	28

Penalty minutes

1.	Curtis Doell, UMD	112
2.	Sacha Molin, SCSU	94
3.	Curtis Sheptak, NMU	76
4.	Max Wikman, UMD	75
5.	Casey Hankinson, UM	69

1996-97 Award Winners

ALL-ACADEMIC
TEAM

ALASKA ANCHORAGE (10)

Todd Bethard, Keith Bland, Marc Charbonneau, Chris Pont, Stacy Prevost, Eric Runyan, Eric Silverman, Doug Teskey, Eric Tuott, David Vallieres

COLORADO COLLEGE (7)

Travis Cheyne, Chad Hartnell, Paul Johnson, Judd Lambert, Robert Needham, Scott Swanson, T.J. Tanberg

DENVER (16)

Erik Andersson, Anders Bjork, Garrett Buzan, Paul Comrie, Mike Corbett, Mike Dairon, Petri Gunther, Ryan Hacker, Charlie Host, Todd Kidd, Shawn Kurulak, Antti Laaksonen, Gavin Morgan, Jim Mullin, Travis Smith, Warren Smith

MICHIGAN TECH (10)

Luciano Caravaggio, Ron Kinch, Austyn Kryzer, Andy Lewis, Jeff Mikesch, Craig Perrett, Kyle Peterson, Jason Prokopetz, Andy Sutton, Travis Van Tighem

MINNESOTA (3)

Jason Godbout, Brian LaFleur, Dan Woog

MINNESOTA-DULUTH (5)

Bert Gilling, Laird Lidster, Mike Peluso, Joe Rybar, Max Wikman

NORTH DAKOTA (7)

Jesse Bull, Dane Litke, Jay Panzer, Tom Pillion, Jeff Ulmer, Mitch Vig, Brad Williamson

NORTHERN MICHIGAN (7)

Aaron Cain, Darcy Dallas, Brad Frattaroli, Trevor Janicki, Dieter Kochan, Curtis Sheptak, Rocky Welsing

ST. CLOUD STATE (4)

George Awada, Matt Cullen, Brian Leitz, Kyle McLaughlin

WISCONSIN (3)

Kirk Daubenspeck, Rick Enrico, Mark Smith

FIRST TEAM

Pos.	Player	Team	Year	Points	Hometown
F	Brian Swanson	Colorado College	So.	346	Eagle River, Alaska
F	Jason Blake	North Dakota	So.	253	Moorhead, Minn.
F	David Hoogsteen	North Dakota	So.	215	Thunder Bay, Ontario
D	Mike Crowley	Minnesota	Jr.	332	Bloomington, Minn.
D	Curtis Murphy	North Dakota	Jr.	258	Kerrobert, Sask.
G	Steve DeBus	Minnesota	Jr.	178	Rochester, Minn.

SECOND TEAM

Pos.	Player	Team	Year	Points	Hometown
F	Dave Paradise	St. Cloud State	Sr.	166	Shoreview, Minn.
F	Matt Cullen	St. Cloud State	So.	159	Moorhead, Minn.
F	Mike Peluso	Minnesota-Duluth	Jr.	142	Bismarck, N.D.
D	Eric Rud	Colorado College	Sr.	206	Inver Grove Hgts., Minn.
D	Rick Mrozik	Minnesota-Duluth	Jr.	153	Cloquet, Minn.
G	Kirk Daubenspeck	Wisconsin	Sr.	172	Madison, Wis.

THIRD TEAM

Pos.	Player	Team	Year	Points	Hometown
F	Sacha Molin	St. Cloud State	Jr.	115	Stockholm, Sweden
F	Ryan Kraft	Minnesota	Jr.	101	Moorhead, Minn.
F	Andre Savage	Michigan Tech	Jr.	65	Ottawa, Ontario
D	Dane Litke	North Dakota	Sr.	92	Beausejour, Manitoba
D	Calvin Elfring	Colorado College	Jr.	59	Coaldale, Alberta
G	Jim Mullin	Denver	Sr.	81	Chesterfield, Miss.

ROOKIE TEAM

Pos.	Player	Team	Year	Points	Hometown
F	Toby Petersen	Colorado College	Fr.	59	Bloomington, Minn.
F	Dave Spehar	Minnesota	Fr.	53	Duluth, Minn.
F	Bud Smith	Northern Michigan	Fr.	36	Rochford Bridge, Alberta
D	Curtis Doell	Minnesota-Duluth	Fr.	45	Saskatoon, Sask.
D	Ben Clymer	Minnesota	Fr.	30	Bloomington, Minn.
G	Brant Nicklin	Minnesota-Duluth	Fr.	42	Comox, B.C.

1996-97 INDIVIDUAL AWARDS

Player of the Year	Mike Crowley, Minnesota
Student-Athlete of the Year	Petri Gunther, Denver
Defensive Player of the Year	Eric Rud, Colorado College
Rookie of the Year	Brant Nicklin, Minnesota-Duluth
Coach of the Year	Dean Blais, North Dakota

Note: Postseason awards are voted on by coaches, captains, sports information directors and media members with the exception of the Defensive Player of the Year Award which is selected by the head coaches.



BADGER HISTORY

Year-by-Year Results

Hockey officially became a sport at the University of Wisconsin in 1922, after operating on an informal basis since 1914. (The earliest mention of hockey at the UW is a reference to a hockey club in 1892). Wisconsin, along with Michigan and Minnesota, formed the Western Intercollegiate Hockey League prior to the 1922 season. The Badgers were members of that league from 1922-35.

1921-22

0-8-0, 3rd WIHL

Coach Dr. A.C. Viner

Date	Result	Opponent
J 14	L 1-4	Milw. Athletic Club
J 20	L 0-3	Minnesota
J 21	L 1-3	Minnesota
F 3	L 2-12	Minnesota[3]
F 4	L 0-7	Minnesota[3]
F 13	L 3-6	Michigan
F 14	L 1-5	Michigan
F 18	L 0-3	@ Notre Dame

1922-23

3-5-3, 3rd WIHL

Coach Dr. A.C. Viner

Date	Result	Opponent
J 11	L 1-2*	@ Michigan
J 12	L 0-1	@ Michigan
J 19	L 0-1	Michigan
J 20	W 1-0	Michigan
F 9	L 1-4	Minnesota
F 10	T 1-1**	Minnesota
F 17	W 3-1	Marquette
F 26	L 0-1*	@ Minnesota
F 27	L 0-4	@ Minnesota
M 2	T 1-1**	@ Marquette
M 3	T 2-2**	@ Marquette

*number of overtimes

1923-24

3-9-1, 3rd WIHL

Coach Robert Blodgett

Date	Result	Opponent
J 12	L 1-4	Marquette
J 19	L 0-3	@ Michigan
J 20	T 2-2**	@ Michigan
J 26	L 0-4	Minnesota
J 27	L 0-5	Minnesota
F 9	W 3-1	@ Janesville YMCA
F 13	W 3-1	Janesville YMCA
F 15	L 0-3	Michigan
F 16	L 1-3	Michigan
F 22	W 3-0	Marquette[6]
F 23	L 1-2**	Marquette[6]
F 29	L 0-4	Minnesota[3]
M 1	L 0-4	Minnesota[3]

*number of overtimes

1924-25

1-7-1, 3rd WIHL

Coach Kay Iverson

Date	Result	Opponent
J 15	W 3-0	@ Janesville Hockey Club
J 16	T 0-0	@ Janesville Hockey Club
F 13	L 1-5	Minnesota
F 14	L 0-1**	Minnesota
F 20	L 1-2	Carleton College
F 27	L 0-2	Michigan
F 28	L 0-1	Michigan
M 13	L 1-2	@ Minnesota
M 14	L 0-1	@ Minnesota

*number of overtimes

1925-26

8-3-4, 1st-T WIHL

Coach Kay Iverson

Date	Result	Opponent
n/a	L 0-7	@Eveleth (MN) Cubs
n/a	L 0-2	@Eveleth (MN) Cubs
n/a	W 3-2	@Virginia (MN)
J 8	W 11-0	Marquette
J 9	W 3-0	Marquette
J 15	T 0-0*	Minnesota
J 16	T 1-1*	Minnesota
J 22	W 3-0	Janesville Hockey Club
J 23	W 5-0	Janesville Hockey Club
F 6	T 1-1	Notre Dame
F 12	T 1-1*	@ Michigan
F 13	L 1-2	@ Michigan
F 19	W 2-0	Carleton College
F 20	W 4-2	Carleton College
M 4	W 2-1	Michigan
M 5	W 2-0	Michigan
M 10	L 2-3	@ Minnesota
M 11	L 1-2*	@ Minnesota

*exhibition game
*number of overtimes

1926-27

1-9-0, 3rd WIHL

Coach W.R. Brandon

Date	Result	Opponent
J 7	W 4-1	Janesville Hockey Club
J 14	L 0-1	Minnesota
J 15	L 1-3	Minnesota
J 21	L 0-7	Univ. of Manitoba^
n/a	L n/a	@ Minnesota
n/a	L n/a	@ Minnesota
F 18	L 0-1	Michigan
M 4	L 1-2	Michigan^^[26]
M 5	L 0-1	Michigan[26]
M 7	L 0-1*	Michigan[26]

^First international game played at the UW.
^^First American intercollegiate hockey game played outside the U.S.
*number of overtimes

1927-28

5-7-4, 2nd WIHL

Coach John Farquhar

Date	Result	Opponent
D 27	L 2-3	@ Marquette (Mich.)
D 29	T 0-0	@ Houghton School of Mines
D 30	L 0-6	@ Houghton School of Mines
D 31	W 2-1	@ Wausau Hockey Club
D 31	T 1-1	@ Wausau Hockey Club
J 2	W 4-0	@ Oshkosh Hockey Club
J 6	L 2-3	Marquette
F 3	T 1-1**	Minnesota
F 4	W 2-1**	Minnesota
F 10	W 3-1	Michigan
F 11	W 2-1**	Michigan
F 15	L 2-6	@ Marquette
F 20	L 0-1	@ Minnesota
F 21	L 1-4	@ Minnesota
F 27	T 0-0*	Michigan[12]
F 28	L 1-3	Michigan[12]

*number of overtimes

1928-29

11-7-2, 2nd-T WIHL

Coach John Farquhar

Date	Result	Opponent
D 27	T 1-1	@ Houghton School of Mines
D 28	W 3-1	@ Marquette (MI) Owls
J 1	W 4-1	@ Wausau Hockey Club
J 3	W 3-1	@ Chicago Ath. Assoc.
J 11	W 4-2	North Dakota Aggies
J 12	W 8-4	North Dakota Aggies
J 18	L 0-9	@ Marquette
F 8	W 1-0	Marquette (Mich.)[27]
F 9	L 0-2	Eveleth Jr. College[27]
F 13	W 2-1	Minnesota
F 14	L 0-2	Minnesota
F 18	L 2-3*	Michigan
F 19	W 3-0	Michigan

F 21	W 1-0	Marquette
F 23	W 1-0	Chicago Ath. Club
n/a	W 6-1	Wausau
M 1	L 1-3	@ Michigan
M 2	T 2-2**	@ Michigan
M 4	L 0-2	@ Minnesota
M 5	L 0-4	@ Minnesota

*number of overtimes



HEAD COACH KAY IVERSON

During the 1925-26 season, Iverson guided the Badgers to their first-ever first-place finish in the WIHL. It was the only time in the pre-modern era that a Wisconsin team won a conference title. He coached the Badgers from 1924-26.

Year-by-Year Results

1929-30

5-6-1, 2nd WIHL

Coach John Farquhar

Date	Result	Opponent
D 19	W 3-1	@ Michigan Tech
D 20	L 2-3	@ Michigan Tech
J 6	L 2-3	@ Chicago Ath. Assoc.
J 10	W 2-0	Minnesota
J 11	W 4-3	Minnesota
J 17	L 1-2**	Michigan
J 18	W 3-2	Michigan
J 25	L 0-4	@ Marquette
F 15	L 1-2**	@ Minnesota
F 17	W 2-1*	@ Minnesota
F 28	L 1-5	@ Michigan
M 1	T 0-0**	@ Michigan

*number of overtimes

1930-31

4-6-1, 2nd WIHL

Coach Spike Carlsen

Date	Result	Opponent
n/a	L 2-5	@ Hibbing (Minn.)
n/a	L 1-2	@ Fort Frances (Ont.)
J 10	W 3-1	Minnesota
J 16	W 2-0	Michigan
J 17	W 1-0*	Michigan
J 20	W 2-1*	Marquette
F 11	L 0-1	@ Marquette
F 13	L 1-2	@ Minnesota
F 14	L 1-4	@ Minnesota
F 19	T 0-0**	@ Michigan
F 21	L 0-3	@ Michigan

*number of overtimes

1931-32

1-3-0, 3rd WIHL

Coach Art Thomsen

Date	Result	Opponent
n/a	W 5-1	Milw. Rowing Club
n/a	L 0-1	Wausau
n/a	L 1-10	Minnesota
n/a	L 0-5	Michigan

1932-33

0-9-0, 3rd WIHL

Coach Art Thomsen

Date	Result	Opponent
n/a	L 2-4	Milw. Rowing Club
n/a	L 1-6	Minnesota
n/a	L 0-5	Mich. School of Mines
n/a	L 0-4	Mich. School of Mines
n/a	L 0-2	Marquette
n/a	L 1-8	Michigan
n/a	L 1-2	Michigan
n/a	L 0-8	Minnesota
n/a	L 0-3	Minnesota

Badder hockey was dropped as an intercollegiate sport in 1933, due to the depression which affected athletic incomes and crippled many Wisconsin sports programs. The UW hockey team continued to play in the WIHL until 1935 when the players disbanded. After a 28-year absence, hockey was reinstated as an intercollegiate sport by then athletic director Ivan B. Williamson at an athletic board meeting in March of 1962. The first teams consisted of players who were recruited by posting flyers around campus, asking for those interested to report to a meeting in Agricultural Hall. Although practices and scrimmages were held during the 1962-63 school year, the first full season of the modern era of Wisconsin hockey was 1963-64.

1933-34

3-4-1, 3rd WIHL

Coach Art Thomsen

Date	Result	Opponent
n/a	T 2-2	Michigan Tech
n/a	L 1-3	Michigan Tech
n/a	W 6-1	Watertown Hockey Club
n/a	W 10-1	Madison Hockey Club
n/a	W 4-1	Shamrock Hockey Club
n/a	L 0-1	Minnesota
n/a	L 0-7	Minnesota
n/a	L 3-5	Michigan

1934-35

5-6-0, 3rd WIHL

Coach Art Thomsen

Date	Result	Opponent
D 31	L 1-2	Eagle River
J 1	L 1-2	Eagle River
J 11	L 0-6	@ Michigan
J 12	L 1-2	@ Michigan
n/a	L 0-1	Wausau
n/a	W 4-1	Wausau
n/a	W n/a	Green Bay
n/a	W n/a	Marinette
n/a	W n/a	Wisconsin Rapids
n/a	W n/a	Milw. Rowing Club
F 8	L 0-9	Minnesota

1963-64

8-5-3

Coaches Art Thomsen & John Riley

Date	Result	Opponent
N 29	L 6-13	St. Mary's (MN)
N 30	L 2-12	St. Mary's (MN)
D 6	W 3-2*	Macalester
D 7	L 2-7	Macalester
D 13	W 12-1	Illinois Club
D 14	W 10-0	Illinois Club
J 11	W 10-3	Lake Forest
J 25	W 3-1	@ Lake Forest[1]
J 31	W 6-1	@ Carleton (MN)[2]
F 2	T 2-2**	@ Carleton (MN)[2]
F 7	W 7-6*	Hamline
F 8	W 5-4*	Hamline
F 14	T 2-2*	Western Michigan
F 15	L 5-8	Western Michigan
F 21	T 4-4*	St. Thomas (MN)
F 22	L 2-3	St. Thomas (MN)

*number of overtimes

1964-65

14-9-0

Coach John Riley

Date	Result	Opponent
N 27	W 9-3	Macalester (MN)
N 28	W 3-2	Macalester (MN)
D 4	W 5-3	St. Mary's (MN)
D 5	W 5-3	St. Mary's (MN)
D 11	L 2-9	@ Michigan State
D 12	L 0-9	@ Michigan State
D 18	W 8-2	Hamline
D 19	W 14-1	Hamline
J 1	L 2-7	Minnesota
J 2	L 1-6	Minnesota
J 8	L 4-8	Colorado College
J 9	L 3-7	Colorado College
J 23	W 13-4	Lake Forest
J 29	W 9-4	@ Macalester (MN)[3]
J 30	W 6-4	@ Macalester (MN)[3]
F 5	W 11-4	Ohio State

F 6	W 6-3	St. Thomas (MN)
F 12	L 4-8	Michigan State
F 13	L 3-9	Michigan State
F 25	W 6-5	Western Michigan
F 26	W 14-1	Western Michigan
M 5	W 4-2	@ Ohio University[4]
M 6	L 3-4	@ Ohio University[4]

1965-66

12-9-0

Coach John Riley

Date	Result	Opponent
D 3	W 5-0	Macalester (MN)
D 4	W 12-2	Macalester (MN)
D 10	L 3-4	Superior State
D 11	W 8-2	Superior State
D 18	L 1-5	@ Minnesota
D 28	L 2-4	Army
D 29	L 2-4	Army
J 7	W 6-1	@ Ohio University[4]
J 8	W 8-1	@ Ohio State
J 22	W 9-2	Lake Forest
J 28	L 2-3	@ Colorado College
J 29	L 4-10	@ Colorado College
F 4	W 7-5	Ohio University
F 5	W 4-3	Ohio University
F 11	L 1-3	vs. Michigan State[6]
F 12	L 3-5	Michigan State
F 18	L 3-4*	St. John's (MN)
F 19	W 3-1	St. John's (MN)
F 22	W 5-4*	Minnesota
F 25	W 5-0	St. Thomas (MN)
F 26	W 12-3	St. Thomas (MN)

*number of overtimes

1966-67

16-10-0

Coach Bob Johnson

Date	Result	Opponent
N 25	L 4-5	Superior State
N 26	W 6-5*	Superior State
D 2	W 8-3	Augsburg College
D 3	W 9-0	Augsburg College
D 9	L 1-3	@ Ohio University[4]
D 10	W 5-3	@ Ohio University[4]
D 17	L 1-7	Minnesota
D 29	L 2-6	#Brown[7]
D 30	W 5-3	#Providence[7]
J 2	W 1-0	@ Army[8]
J 3	W 8-1	@ Connecticut[9]
J 6	W 11-2	St. Mary's (MN)
J 7	W 8-3	St. Mary's (MN)
J 21	W 7-1	Lake Forest
J 27	L 2-5	Colorado College[10]
J 28	L 4-7	Colorado College
F 4	L 1-6	@ Minn.-Duluth
F 10	W 10-1	Ohio State[6]
F 11	W 6-3	@ Lake Forest[1]
F 15	L 3-6	Austrian Nationals
F 17	W 15-1	Western Michigan
F 18	W 13-2	Western Michigan
F 24	W 15-3	Ohio University
F 25	W 7-2	Ohio University
M 3	L 3-7	@ Michigan State
M 4	L 3-4	@ Michigan State

*number of overtimes

#Brown Tournament (Providence, R.I.)

Year-by-Year Results

1967-68

21-10-0

Coach Bob Johnson

Date	Result	Opponent
N 24	W 11-3	Superior State
N 25	W 9-2	Superior State
D 1	W 9-2	Ohio University
D 2	W 11-2	Ohio University
D 8	L 5-6	Michigan Tech
D 9	W 4-3	Michigan Tech
D 12	L 1-2	@ Bowling Green
D 16	W 9-0	@ Illinois Club[11]
D 28	W 11-2	•Ohio State[5]
D 29	L 0-8	•Michigan[5]
D 30	L 3-4	•Michigan State[5]
J 5	W 17-0	Western Michigan[6]
J 6	L 2-4	Minnesota-Duluth
J 9	L 2-5	Minnesota
J 12	W 11-5	St. Mary's (MN)
J 13	W 10-1	St. Mary's (MN)
J 15	W 11-2	St. John's (MN)
J 27	W 10-0	Lake Forest
J 31	L 1-7	@ Denver
F 2	W 4-3	@ Colorado College
F 3	W 6-2	@ Colorado College
F 9	L 2-3*	@ Minnesota
F 10	L 3-5	@ Minnesota
F 13	W 12-2	@ Lake Forest[1]
F 16	W 9-3	Gustavus Adolphus
F 17	W 16-2	Notre Dame
F 22	W 11-2	@ Ohio State
F 23	W 7-4	@ Ohio University[4]
F 24	W 5-2	@ Ohio University[4]
M 1	W 5-3	Michigan State
M 2	L 1-3	Michigan State

*number of overtimes
•Big Ten Tournament

Note: The Badgers moved into the Dane County Coliseum with the start of the '67-68 season.

1968-69

22-10-2

Coach Bob Johnson

Date	Result	Opponent
N 15	W 7-0	Pennsylvania(h)
N 16	W 11-0	Pennsylvania(h)
N 22	T 7-7*	@ Michigan Tech
N 23	W 4-3	@ Michigan Tech
N 29	W 5-4	Michigan
N 30	L 3-5	Michigan
D 4	L 1-5	@ Minnesota
D 6	L 3-4	Bowling Green
D 7	W 8-3	Bowling Green
D 13	W 7-5	North Dakota
D 14	W 11-7	North Dakota
D 20	W 6-4	•Michigan State[12]
D 21	L 1-4	•Michigan Tech[12]
D 26	L 2-3	•Michigan State
D 27	W 10-2	•Ohio State
D 28	T 3-3*	•Minnesota
J 3	L 3-5	Colorado College
J 4	L 2-3*	Colorado College
J 8	W 7-3	Minnesota
J 11	W 11-3	Ohio University
J 25	W 10-1	Ohio State(h)
J 28	W 11-1	@ Bowling Green
J 29	W 5-0	@ Ohio State

J 30	W 10-2	@ Notre Dame
J 31	W 12-0	@ Notre Dame
F 7	W 2-1	@ Michigan State
F 8	L 3-4	@ Michigan State
F 14	W 5-1	Notre Dame[6]
F 15	W 10-2	Notre Dame
F 21	W 13-2	@ Ohio University[4]
F 22	W 12-0	@ Ohio University[4]
F 28	L 5-8	@ Michigan
M 1	L 0-2	@ Michigan
M 8	W 5-1	Lake Forest (h)

*number of overtimes

•Big Ten Tournament

••Great Lakes Invitational

(h) games played at Hartmeyer Ice Arena

1969-70

WCHA Playoff Champions

23-11-0, 12-10-0 WCHA (4th)

Coach Bob Johnson

Date	Result	Opponent
N 14	W 8-4	@ North Dakota
N 15	W 7-4	@ North Dakota
N 28	W 4-3	@ Michigan
N 29	L 1-4	@ Michigan
D 5	W 7-3	Notre Dame
D 6	W 5-1	Notre Dame
D 12	L 3-5	Denver
D 13	L 1-4	Denver
D 21	W 4-3*	•Minnesota[13]
D 23	W 6-3	•Michigan State[13]
D 28	W 5-3	%Michigan[14]
D 29	W 4-2	%Brown[14]
J 2	L 3-4	@ Michigan State
J 3	L 4-6	@ Michigan State
J 9	W 3-2*	Michigan Tech
J 10	L 2-3*	Michigan Tech
J 24	W 12-1	Ohio University
J 27	W 10-0	Lake Forest
J 30	W 5-4	@ Minn.-Duluth
J 31	L 2-4	@ Minn.-Duluth
F 6	W 10-1	Minnesota
F 7	L 3-5	Minnesota
F 13	W 4-2	Michigan
F 14	L 3-4	Michigan
F 20	W 5-3	@ Colorado College
F 21	W 4-3	@ Colorado College
F 27	L 1-4	@ Minnesota
F 28	W 2-0	@ Minnesota
M 6	W 5-0	Michigan State
M 7	W 4-3	Michigan State
M 13	W 2-1	Michigan (WCHA)[15]
M 14	W 3-2	@ Denver (WCHA)[15]
M 19	L 1-2	Cornell (NCAA)[16]
M 21	W 6-5	Mich. Tech (NCAA)[16]

*number of overtimes

•Big Ten Tournament

%St. Louis Invitational

Note: The Badgers' joined the WCHA with the start of the 1969-70 season.

1970-71

20-13-1, 13-9-0 WCHA (3rd)

Coach Bob Johnson

Date	Result	Opponent
N 13	L 1-6	@ Michigan Tech
N 14	L 2-5	@ Michigan Tech



DEHATE SETS THE STANDARD

Bert DeHate became the first 40-goal scorer for the University of Wisconsin when he netted 47 goals during the 1968-69 season. The center from St. Paul, Minn., scored 108 career goals as a Badger also becoming the first player to score 100 goals and reach the 100 point-plateau. He finished his UW career with 188 points.

N 15	W 13-1	@ UW-Superior	J 30	L 1-7	U.S. Nationals
N 20	W 9-1	Brown	F 5	L 5-6*	@ Minnesota
N 21	W 7-2	Brown	F 6	W 6-3	@ Minnesota
N 27	W 6-3	@ Denver	F 12	W 7-2	Michigan
N 28	L 4-10	@ Denver	F 13	W 4-1	Michigan
D 4	W 2-1	Minnesota-Duluth	F 19	W 4-1	Minnesota
D 5	L 4-6	Minnesota-Duluth	F 20	W 3-2*	Minnesota
D 11	L 4-5*	@ Michigan	F 26	L 2-4	@ Michigan State
D 12	W 5-3	@ Michigan	F 27	L 5-6*	@ Michigan State
D 19	L 5-6	@ Notre Dame	M 6	W 12-1	North Dakota
D 20	T 3-3*	@ Notre Dame	M 7	W 4-2	North Dakota
D 27	W 9-0	%Princeton[14]	M 11	L 3-4	Minnesota (WCHA)
D 28	W 7-2	%Boston College[14]			
J 2	L 2-3	%Western Ontario[17]			
J 3	W 14-3	%Northeastern[17]			
J 4	W 6-1	%SRPI[17]			
J 8	W 7-1	Colorado College			
J 9	W 8-2	Colorado College			
J 15	L 3-5	Michigan State			
J 16	W 3-2	Michigan State			

*number of overtimes

%St. Louis Invitational

%SRPI Tournament

Year-by-Year Results

1971-72

WCHA Playoff Champions

27-10-1, 20-8-0 WCHA (2nd)

Coach Bob Johnson

Date	Result	Opponent
N 12	W 3-1	RPI
N 13	W 3-1	RPI
N 19	W 8-1	Michigan
N 20	W 7-2	Michigan
N 26	L 1-2	@ North Dakota
N 27	W 3-2	@ North Dakota
D 3	W 4-1	Michigan State
D 4	W 4-3	Michigan State
D 10	W 7-2	@ Colorado College
D 11	W 5-3	@ Colorado College
D 17	W 6-3	Michigan Tech
D 18	W 6-1	Michigan Tech
D 26	W 2-1*	%Harvard[14]
D 28	W 7-2	%St. Louis[14]
J 1	W 6-5*	@ Minn.-Duluth
J 2	L 3-4	@ Minn.-Duluth
J 7	W 9-1	Minnesota
J 8	L 0-3	Minnesota
J 14	W 6-5	Colorado College
J 15	W 7-6	Colorado College
J 28	W 5-3	@ Notre Dame
J 29	W 5-3	@ Notre Dame
F 4	L 2-4	@ Minnesota
F 5	L 5-7	@ Minnesota
F 11	W 6-4	Notre Dame
F 12	W 5-1	Notre Dame
F 18	W 5-1	@ Michigan
F 19	L 4-6	@ Michigan
F 25	W 5-0	@ Michigan State
F 27	W 6-4	@ Michigan State
M 3	L 2-4	Denver
M 4	L 2-6	Denver
M 7	L 3-5	Michigan Tech (WCHA)
M 8	W 6-1	Michigan Tech (WCHA)
M 11	T 1-1*	No. Dakota (WCHA)
M 12	W 5-1	No. Dakota 6
M 16	L 1-4	@ Boston Univ.[NCAA][18]
M 18	W 5-2	Denver (NCAA)[18]

*number of overtimes
%St. Louis Invitational

1972-73

NCAA Champions

WCHA Playoff Champions

29-9-2, 18-9-1 WCHA (3rd)

Coach Bob Johnson

Date	Result	Opponent
N 3	L 6-10	@ Colorado College
N 4	W 5-0	@ Colorado College
N 10	W 13-1	Colgate
N 11	W 13-3	Colgate
N 17	W 6-3	Colorado College
N 18	W 5-3	Colorado College
N 24	W 5-3	@ Michigan
N 25	W 7-2	@ Michigan
D 1	W 5-4*	Notre Dame
D 2	W 5-3	Notre Dame
D 8	W 6-3	Michigan
D 9	W 10-4	Michigan
D 22	T 4-4*	@ Minnesota

D 23	L 2-4	@ Minnesota
D 28	W 6-2	%Colorado College[14]
D 30	W 5-1	%Minnesota[14]
J 5	W 3-2	@ Denver
J 6	L 1-2	@ Denver
J 12	W 4-3	@ Michigan State
J 13	L 5-7	@ Michigan State
J 19	W 5-4*	Clarkson
J 20	W 8-3	Clarkson
J 26	W 8-3	North Dakota
J 27	W 4-3	North Dakota
F 2	L 1-7	@ Michigan Tech
F 3	L 3-5	@ Michigan Tech
F 9	W 5-2	Michigan State
F 10	W 6-4	Michigan State
F 16	W 6-2	Minnesota-Duluth
F 17	W 9-2	Minnesota-Duluth
F 23	L 5-8	@ Notre Dame
F 24	L 3-4	@ Notre Dame
M 2	L 3-4	Minnesota
M 3	W 3-0	Minnesota
M 5	W 8-6	Minnesota (WCHA)
M 6	W 6-4	Minnesota (WCHA)
M 9	T 4-4*	@ Notre Dame (WCHA)
M 10	W 4-3	@ Notre Dame (WCHA)
M 16	W 6-5*	Cornell (NCAA)[18]
M 17	W 4-2	Denver (NCAA)[18]

*number of overtimes
%St. Louis Invitational



THE 1973
NCAA
CHAMPIONSHIP
TROPHY

1973-74

18-13-5, 12-11-5 WCHA (5th)

Coach Bob Johnson

Date	Result	Opponent
O 26	W 7-4	Western Ontario
O 27	W 5-3	Western Ontario
N 2	W 3-2	@ Minnesota
N 3	W 8-2	@ Minnesota
N 9	W 4-3	Colorado College
N 10	W 8-3	Colorado College
N 16	W 6-2	@ Notre Dame
N 17	L 4-6	@ Notre Dame
N 20	W 8-7*	UW-Superior
N 23	W 8-4	@ Michigan
N 24	L 1-4	@ Michigan
N 30	T 6-6*	Michigan State
D 1	W 4-2	Michigan State
D 7	T 3-3*	Denver
D 8	L 4-5*	Denver
D 28	W 10-4	Yale
D 29	W 7-3	Yale
J 4	L 4-5	@ Michigan State
J 5	L 6-7	@ Michigan State
J 11	L 1-4	Michigan Tech
J 12	L 4-6	Michigan Tech
J 18	L 2-3*	Michigan
J 19	W 6-3	Michigan
J 25	W 6-3	@ Minn.-Duluth
J 26	L 1-4	@ Minn.-Duluth
F 1	T 4-4*	@ Colorado College
F 2	W 8-3	@ Colorado College
F 8	T 3-3*	Minnesota
F 9	T 4-4*	Minnesota
F 12	L 4-8	St. Louis
F 22	L 4-5*	@ North Dakota
F 23	W 7-1	@ North Dakota
M 1	W 4-3	Notre Dame
M 2	L 1-5	Notre Dame
M 5	L 1-4	@ Michigan St.(WCHA)
M 6	W 4-3	@ Michigan St.(WCHA)

*number of overtimes

1974-75

24-12-2, 19-11-2 WCHA (4th)

Coach Bob Johnson

Date	Result	Opponent
O 18	W 6-5	Vermont
O 19	W 6-1	Vermont
O 25	W 5-4	Notre Dame
O 26	L 3-5	Notre Dame
N 1	W 5-2	@ Michigan
N 2	L 1-8	@ Michigan
N 15	W 4-2	Minnesota-Duluth
N 16	W 7-5	Minnesota-Duluth
N 22	W 4-3	Michigan State
N 23	W 5-4	Michigan State
N 29	W 7-3	@ Denver
N 30	W 6-5*	@ Denver
D 6	W 7-4	@ Colorado College
D 7	L 2-5	@ Colorado College
D 20	W 8-2	RPI
D 21	W 7-3	RPI
D 27	W 2-1	Minnesota
D 28	L 1-4	Minnesota
J 3	L 2-4	@ Minnesota
J 4	L 1-3	@ Minnesota
J 10	W 6-4	@ Minn.-Duluth
J 11	L 5-8	@ Minn.-Duluth
J 17	W 3-1	Michigan
J 18	L 3-6	Michigan
J 24	W 5-3	Colorado College
J 25	L 4-6	Colorado College
J 31	W 8-7	@ North Dakota
F 1	T 2-2*	@ North Dakota
F 7	W 9-2	Denver
F 8	W 5-3	Denver
F 14	L 1-3	@ Michigan State
F 15	W 7-5	@ Michigan State
F 21	W 4-0	Michigan Tech
F 22	L 2-4	Michigan Tech
F 28	T 3-3*	@ Notre Dame
M 1	W 9-2	@ Notre Dame
M 4	W 5-4	Michigan St. (WCHA)
M 5	L 4-7	Michigan St. (WCHA)

*number of overtimes

1975-76

12-24-2/11-19-2 WCHA (7th)

Coach Bill Rothwell

Date	Result	Opponent
O 17	L 1-3	U.S. Olympic Team
O 18	L 1-6	U.S. Olympic Team
O 31	L 1-3	@ St. Louis[14]
N 2	W 5-2	@ St. Louis[14]
N 7	L 4-5	Michigan State
N 8	L 5-6*	Michigan State
N 14	L 6-9	@ Minn.-Duluth
N 15	L 2-4	@ Minn.-Duluth
N 21	L 5-6	Colorado College
N 22	W 6-3	Colorado College
N 28	W 4-2	@ Minnesota
N 29	L 1-6	@ Minnesota
D 5	L 2-5	@ Notre Dame
D 6	T 2-2*	@ Notre Dame
D 12	L 4-8	Michigan
D 13	L 3-8	Michigan
J 2	W 6-3	@ Denver
J 3	W 7-5	@ Denver
J 9	L 5-6*	North Dakota
J 10	L 2-5	North Dakota
J 16	W 10-4	Minnesota-Duluth
J 17	L 2-3	Minnesota-Duluth
J 23	W 5-1	Michigan Tech
J 24	L 4-5	Michigan Tech
J 30	L 4-5*	@ Michigan State
J 31	L 3-5	@ Michigan State
F 6	W 4-3*	@ Colorado College
F 7	T 2-2*	@ Colorado College
F 13	L 4-5*	Minnesota
F 14	W 9-3	Minnesota
F 20	W 4-3	@ Michigan
F 21	L 4-7	@ Michigan
F 27	L 3-9	@ Michigan Tech
F 28	L 6-9	@ Michigan Tech
M 6	W 5-3	Notre Dame
M 7	W 4-1	Notre Dame
M 10	L 4-6	@ Michigan St. (WCHA)
M 11	L 4-6	@ Michigan St. (WCHA)

*number of overtimes

Year-by-Year Results



AN ELITE GROUP

The 1976-77 Wisconsin hockey team, which finished the season with a school-record 37 wins, was one of the most talented college hockey teams to ever take the ice. Four members of the '76-77 team earned seven all-America honors and five members, including head coach Bob Johnson, went on to coach or play on U.S. Olympic teams.

1976-77

NCAA & WCHA Champions

WCHA Playoff Champions

37-7-1, 26-5-1 WCHA (1st)

Coach Bob Johnson

Date	Result	Opponent
O 15	L 6-7*	Michigan
O 16	W 7-6*	Michigan
O 22	W 11-2	Western Ontario
O 23	W 8-4	Western Ontario
N 5	W 5-4	@ Minn.-Duluth
N 6	W 7-1	@ Minn.-Duluth
N 12	W 6-5	Colorado College
N 13	W 5-4	Colorado College
N 19	L 2-5	@ Michigan State
N 20	W 8-0	@ Michigan State
N 26	L 1-4	Notre Dame
N 27	W 4-3	Notre Dame
D 3	W 4-3*	@ Minnesota
D 4	W 7-2	@ Minnesota
D 10	W 6-2	North Dakota
D 11	W 11-6	North Dakota
D 29	L 3-4	Harvard
D 30	W 7-5	Harvard
D 31	L 1-2	@ Spartak (USSR)
J 7	W 7-1	Minnesota
J 8	L 4-5	Minnesota
J 14	W 7-6*	@ North Dakota
J 15	W 8-7*	@ North Dakota
J 21	W 6-3	@ Colorado College
J 22	W 4-1	@ Colorado College
J 28	W 10-6	Michigan State
J 29	W 9-2	Michigan State
F 4	W 3-2	@ Michigan

F 5	W 11-8	@ Michigan
F 11	W 8-4	Michigan Tech
F 12	W 4-3	Michigan Tech
F 18	W 7-4	Minnesota-Duluth
F 19	W 6-4	Minnesota-Duluth
F 25	L 3-6	@ Denver
F 26	W 5-2	@ Denver
M 4	W 8-3	@ Notre Dame
M 5	T 3-3*	@ Notre Dame
M 9	W 3-1	Colo. College (WCHA)
M 10	W 3-1	Colo. College (WCHA)
M 12	W 9-5	Minnesota (WCHA)
M 13	W 8-3	Minnesota (WCHA)
M 16	W 4-0	Michigan (WCHA)
M 17	W 5-4	Michigan (WCHA)
M 25	W 4-3*	New Hamp. (NCAA)[12]
M 26	W 6-5*	Michigan (NCAA)[12]

*number of overtimes
@exhibition game

1977-78

WCHA Playoff Champions

28-12-3, 21-9-2 WCHA (2nd)

Coach Bob Johnson

Date	Result	Opponent
O 21	T 3-3*	St. Louis
O 22	W 3-2	St. Louis
O 28	L 5-6*	@ Michigan Tech
O 29	W 10-4	@ Michigan Tech
N 4	W 8-6	Colorado College
N 5	L 4-5	Colorado College
N 11	W 6-1	@ Notre Dame
N 12	W 5-1	@ Notre Dame
N 18	W 4-3	Minnesota-Duluth

N 19	W 6-2	Minnesota-Duluth
N 25	W 4-1	Minnesota
N 26	W 5-3	Minnesota
D 2	L 3-11	@ Michigan
D 3	L 3-7	@ Michigan
D 9	W 6-2	@ Michigan State
D 10	W 7-3	@ Michigan State
D 29	W 5-3	St. Lawrence
D 30	W 3-2	St. Lawrence
D 31	L 3-5	@ Russia-Dynamo
J 6	W 8-2	Michigan
J 7	W 5-4	Michigan
J 13	T 3-3*	@ Minn.-Duluth
J 14	W 5-4	@ Minn.-Duluth
J 20	T 5-5*	Michigan State
J 21	W 8-2	Michigan State
J 27	W 10-2	Michigan Tech
J 28	L 4-5	Michigan Tech
F 2	W 5-4*	@ Colorado College
F 3	W 4-3	@ Colorado College
F 10	L 1-5	Denver
F 11	L 2-3	Denver
F 17	L 2-3*	@ Minnesota
F 18	W 3-1	@ Minnesota
F 24	W 7-5	@ North Dakota
F 25	L 2-4	@ North Dakota
M 4	W 5-2	Notre Dame
M 5	W 12-1	Notre Dame
M 10	W 9-2	Minn.-Duluth (WCHA)
M 11	W 5-4	Minn.-Duluth (WCHA)
M 14	W 4-3	Michigan Tech (WCHA)
M 15	W 7-4	Michigan Tech (WCHA)
M 23	L 2-5	Boston Univ. (NCAA)[7]
M 24	L 3-4	Bowling Green (NCAA)[7]

*number of overtimes
@exhibition game

1978-79

25-13-3, 19-11-2 WCHA (T3rd)

Coach Bob Johnson

Date	Result	Opponent
O 20	W 8-3	Western Ontario
O 21	W 4-2	Western Ontario
O 27	L 4-8	@ Minnesota
O 28	W 6-5	@ Minnesota
N 3	W 4-2	Colorado College
N 4	L 2-5	Colorado College
N 10	L 5-6	Michigan
N 11	W 9-4	Michigan
N 17	W 2-1*	@ North Dakota
N 18	L 1-3	@ North Dakota
N 24	T 3-3*	Minn.-Duluth
N 25	W 6-3	Minn.-Duluth
D 1	L 5-6	@ Michigan State
D 2	W 5-1	@ Michigan State
D 8	L 2-8	@ Notre Dame
D 9	W 7-6*	@ Notre Dame
D 29	W 4-3*	New Hampshire
D 30	W 7-3	New Hampshire
D 31	L 3-5	@ Soviet Traktor
J 5	W 6-4	Michigan State
J 6	W 13-3	Michigan State
J 12	L 5-8	@ Michigan Tech
J 13	W 5-2	@ Michigan Tech
J 19	L 2-3	Minnesota
J 20	W 4-3	Minnesota
J 26	T 5-5*	@ Minn.-Duluth
J 27	L 6-10	@ Minn.-Duluth
F 2	W 5-4*	Denver
F 3	W 10-4	Denver
F 9	L 3-7	North Dakota
F 10	L 4-7	North Dakota
F 16	W 8-3	@ Michigan
F 17	W 6-4	@ Michigan
F 23	W 4-1	@ Colorado College
F 24	W 8-6	@ Colorado College
M 2	W 2-0	Notre Dame
M 3	W 7-3	Notre Dame
M 6	W 11-5	Notre Dame (WCHA)
M 7	W 5-2	Notre Dame (WCHA)
M 10	L 2-4	@ North Dakota (WCHA)
M 11	T 7-7*	@ North Dakota (WCHA)

*number of overtimes
@exhibition game

1979-80

15-20-1, 12-18-0 WCHA (9th)

Coach Bob Johnson

Date	Result	Opponent
O 20	W 3-2	Miami (OH)
O 26	W 6-5	@ Michigan Tech
O 27	L 4-6	@ Michigan Tech
N 2	W 6-4	@ Michigan State
N 3	L 4-5	@ Michigan State
N 9	L 7-8	Minn.-Duluth
N 10	W 7-3	Minn.-Duluth
N 16	W 8-4	Michigan
N 17	W 2-0	Michigan
N 23	L 5-6	@ Minnesota
N 24	L 2-7	@ Minnesota
N 30	W 5-2	Notre Dame
D 1	L 3-4	Notre Dame
D 7	L 4-5*	Colorado College
D 8	W 5-4	Colorado College
D 28	L 0-1	••Michigan Tech[12]

Year-by-Year Results

D 29	W 10-4	••Michigan State[12]
D 31	L 2-7	∞Torpedo Gorky
J 2	L 4-7	∞Torpedo Gorky
J 4	T 3-3*	Clarkson
J 5	W 6-2	Clarkson
J 11	W 7-2	Denver
J 12	W 6-4	Denver
J 15	L 2-6	∞US Olympic Team[19]
J 18	L 5-6	@ Michigan
J 19	L 4-8	@ Michigan
J 22	L 2-4	US Olympic Team
J 25	L 4-5	Michigan State
J 26	W 9-2	Michigan State
F 2	L 3-4	@ Notre Dame
F 3	W 7-5	@ Notre Dame
F 8	L 4-6	Minnesota
F 9	L 6-7	Minnesota
F 15	L 3-5	@ Minn.-Duluth
F 16	L 4-8	@ Minn.-Duluth
F 22	W 6-2	@ Colorado College
F 23	L 6-7*	@ Colorado College
F 29	L 1-8	North Dakota
M 1	L 3-4	North Dakota

*number of overtimes
 ••Great Lakes Invitational
 ∞exhibition game

1980-81

NCAA Champions

27-14-1, 17-11-0 WCHA (2nd)

Coach Bob Johnson

Date	Result	Opponent
O 17	W 7-3	Western Michigan
O 18	W 5-4	Western Michigan
O 24	W 5-3	@ Denver
O 25	L 3-5	@ Denver
O 31	W 6-4	Colorado College
N 1	W 7-5	Colorado College
N 7	W 8-2	Ferris State
N 8	W 4-2	Ferris State
N 14	L 4-5*	Notre Dame
N 15	W 4-0	Notre Dame
N 21	W 5-3	@ Michigan
N 22	L 1-3	@ Michigan
N 28	L 4-5*	Minnesota
N 29	W 8-3	Minnesota
D 5	L 2-3	@ Minn.-Duluth
D 6	W 5-3	@ Minn.-Duluth
D 28	W 10-5	Yale
D 29	W 12-1	Yale
J 2	L 4-6	RPI
J 3	L 5-6	RPI
J 9	W 8-5	Michigan
J 10	W 4-3	Michigan
J 16	L 3-6	@ Minnesota
J 17	L 4-8	@ Minnesota
J 23	W 7-2	Minn.-Duluth
J 24	W 4-3	Minn.-Duluth
J 30	L 3-5	Michigan Tech
J 31	W 6-2	Michigan Tech
F 6	W 10-1	@ North Dakota
F 7	W 5-4	@ North Dakota
F 13	W 4-3*	@ Colorado College
F 14	L 2-4	@ Colorado College
F 20	L 3-5	Michigan State
F 21	W 5-4	Michigan State
F 27	L 2-4	@ Notre Dame
F 28	W 7-0	@ Notre Dame

Current NHLers Chris Chelios (Chicago Blackhawks), Bruce Driver (New York Rangers) and Pat Flatley (New York Rangers) all played on the 1982-83 Wisconsin NCAA Championship team. Dave Maley, who enjoyed an eight-year NHL stint from 1986-94, was also a member of the '83 Championship team.

M 7	W 8-2	Colo. College (WCHA)
M 8	L 4-11	Colo. College (WCHA)
M 20	W 3-2	@ Clarkson (NCAA)[20]
M 21	T 6-6*	@ Clarkson (NCAA)[20]
M 27	W 5-1	No. Michigan (NCAA)[21]
M 28	W 6-3	Minnesota (NCAA)[21]

*number of overtimes

1981-82

WCHA Playoff Champions

35-11-1, 18-7-1 WCHA (2nd)

Coach Bob Johnson

Date	Result	Opponent
O 16	W 20-0	Windsor
O 17	W 6-2	Windsor
O 23	W 8-4	Bowling Green
O 24	W 9-3	Bowling Green
O 30	W 6-1	@ Minn.-Duluth
O 31	W 6-1	@ Minn.-Duluth
N 6	W 4-1	Minnesota
N 7	T 6-6*	Minnesota
N 13	W 10-1	Western Ontario
N 14	W 7-1	Western Ontario
N 18	W 6-3	Colorado College
N 20	W 6-3	Colorado College
N 21	W 7-2	Colorado College
N 27	W 9-2	@ Western Michigan
N 28	L 2-3	@ Western Michigan
D 4	W 6-3	@ Minnesota
D 5	L 4-6	@ Minnesota
D 11	W 3-2	Chicago Circle
D 19	L 2-8	∞USSR Jr. Nationals
D 28	W 5-4	Providence
D 29	L 0-4	Providence
J 2	W 5-3	Northern Michigan
J 3	W 7-1	Northern Michigan
J 8	W 8-3	Minn.-Duluth
J 9	W 4-3*	Minn.-Duluth
J 15	W 3-2	@ Denver
J 16	W 2-1*	@ Denver
J 20	W 6-1	@ Colorado College
J 22	W 7-6	@ Colorado College
J 23	W 9-6	@ Colorado College
J 29	L 0-3	North Dakota
J 30	W 3-0	North Dakota
F 5	L 2-4	Denver
F 6	W 4-0	Denver
F 12	L 1-2*	Minnesota
F 13	W 5-0	Minnesota
F 19	L 4-5*	@ North Dakota
F 20	L 1-3	@ North Dakota
F 26	L 8-9	@ Minn.-Duluth
F 27	W 8-6	@ Minn.-Duluth
M 9	L 3-4	Minnesota (WCHA)
M 10	W 6-2	Minnesota (WCHA)
M 13	W 9-0	@ North Dakota (WCHA)

M 14	W 3-1	@ North Dakota (WCHA)
M 20	W 6-1	Harvard (NCAA)
M 21	W 4-3	Harvard (NCAA)
M 26	W 5-0	New Hamp. (NCAA)[7]
M 27	L 2-5	North Dakota (NCAA)[7]

*number of overtimes
∞exhibition game

1982-83

NCAA Champions

WCHA Playoff Champions

33-10-4, 15-9-2 WCHA (3rd)

Coach Jeff Sauer

Date	Result	Opponent
O 15	W 4-3	@ Bowling Green
O 16	T 4-4*	@ Bowling Green
O 22	L 2-4	Dalhousie
O 23	W 13-4	Dalhousie
O 29	T 4-4*	@ Minnesota
O 30	L 8-9	@ Minnesota
N 3	W 7-4	Colorado College
N 5	W 9-1	Colorado College
N 6	W 5-1	Colorado College
N 12	W 4-3	Minnesota
N 13	L 1-5	Minnesota
N 19	L 2-6	@ North Dakota
N 20	L 0-4	@ North Dakota
N 24	W 3-2*	@ Ill.-Chicago [22]
N 26	W 13-1	Air Force
N 27	W 14-0	Air Force
D 3	L 3-5	Minn.-Duluth
D 4	W 7-2	Minn.-Duluth
D 10	W 6-4	∞U.S. Nationals
D 28	W 7-5	Lake Superior St.
D 30	W 4-3	Lake Superior St.
J 2	W 2-0	Boston University
J 3	W 5-2	Boston University
J 7	W 7-4	Minn.-Duluth
J 8	W 6-2	Minn.-Duluth
J 14	W 8-0	@ Denver
J 15	W 8-4	@ Denver
J 19	W 4-1	@ Colorado College
J 21	W 8-3	@ Colorado College
J 22	L 1-3	@ Colorado College
J 28	T 2-2*	North Dakota
J 29	L 1-3	North Dakota
F 4	L 3-6	@ Minn.-Duluth
F 5	W 3-1	@ Minn.-Duluth
F 11	W 4-1	Denver
F 12	W 5-3	Denver
F 18	W 7-3	@ Minnesota
F 19	L 1-5	@ Minnesota
F 25	W 3-2	Colo. College (WCHA)
F 26	W 5-2	Colo. College (WCHA)
M 4	T 1-1	@ No. Dakota (WCHA)
M 5	W 6-5***	@ No. Dakota (WCHA)

M 12	W 5-1	@ Minnesota (WCHA)
M 13	W 3-2	@ Minnesota (WCHA)
M 19	W 6-2	St. Lawrence (NCAA)
M 20	W 7-1	St. Lawrence (NCAA)
M 24	W 2-0	Providence (NCAA)[23]
M 26	W 6-2	Harvard (NCAA)[23]

*number of overtimes
∞exhibition game

1983-84

21-17-1, 11-14-1 WCHA (4th)

Coach Jeff Sauer

Date	Result	Opponent
O 14	L 3-4	RPI
O 15	W 3-2	RPI
O 21	L 2-5	North Dakota
O 22	L 2-3	North Dakota
O 28	L 3-5	@ Minnesota
O 29	L 6-7	@ Minnesota
N 4	W 6-4	@ Denver
N 5	W 7-4	@ Denver
N 11	W 3-1	Minnesota
N 12	W 9-0	Minnesota
N 15	W 10-4	@ Illinois-Chicago[22]
N 18	W 2-1	@ Colorado College
N 19	W 3-2	@ Colorado College
N 25	W 9-3	Illinois-Chicago
N 26	W 7-3	Illinois-Chicago
D 2	L 5-6*	Minn.-Duluth
D 3	L 1-4	Minn.-Duluth
D 17	L 4-5	∞W. German Nationals
D 22	L 5-6*	Colo. College
D 23	L 3-4	Colo. College
D 29	W 4-2	U.S. International
D 30	W 9-4	U.S. International
J 3	W 2-1	Northern Michigan
J 4	W 5-4*	Northern Michigan
J 6	L 1-4	U.S. Olympic Team
J 7	W 4-2	U.S. Olympic Team
J 13	L 1-7	@ Minn.-Duluth
J 14	L 4-6	@ Minn.-Duluth
J 20	L 5-6	@ Denver
J 21	W 10-4	@ Denver
J 27	W 5-4	Minnesota
J 28	L 1-4	Minnesota
F 3	T 3-3*	@ North Dakota
F 4	W 6-4	@ North Dakota
F 10	W 4-3*	Denver
F 11	W 6-4	Denver
F 17	L 2-4	@ Minn.-Duluth
F 18	L 1-6	@ Minn.-Duluth
F 25	W 5-3	Denver (WCHA)
F 26	W 8-5	Denver (WCHA)
M 2	L 3-6	@ Minn.-Duluth (WCHA)
M 3	L 0-9	@ Minn.-Duluth (WCHA)

*number of overtimes
∞exhibition game

Year-by-Year Results

1984-85

25-17-0, 20-14-0 WCHA (3rd)

Coach Jeff Sauer

Date	Result	Opponent
O 12	L 5-6	Boston University
O 13	L 2-4	Boston University
O 19	W 7-2	U.S. International
O 20	W 7-2	U.S. International
O 26	L 5-6*	@ Providence
O 27	W 5-2	@ Providence
N 2	L 2-8	@ Northern Michigan
N 3	L 5-9	@ Northern Michigan
N 9	W 7-4	Lowell
N 10	W 8-3	Lowell
N 16	L 2-4	@ Minn.-Duluth
N 17	L 1-6	@ Minn.-Duluth
N 23	W 7-6	Yale
N 24	L 2-3	Yale
N 30	W 6-5*	North Dakota
D 1	W 3-2	North Dakota
D 7	W 4-1	@ Maine
D 8	W 8-6	@ Maine
D 13	W 6-3	Michigan Tech
D 14	L 4-5	Michigan Tech
D 28	W 9-1	Northeastern
D 29	W 4-2	Northeastern
D 31	L 3-7	@ Spartak-Moscow
J 4	L 2-5	Boston College
J 5	L 2-6	Boston College
J 11	L 5-6	@ Minnesota
J 12	W 5-4*	@ Minnesota
J 18	W 8-7*	@ Denver
J 19	L 3-10	@ Denver
J 25	W 8-6	@ New Hampshire
J 26	W 10-5	@ New Hampshire
F 1	W 7-2	Colorado College
F 2	W 4-2	Colorado College
F 8	L 4-5	Minn.-Duluth
F 9	L 1-8	Minn.-Duluth
F 15	W 6-1	North. Michigan
F 16	W 7-2	North. Michigan
F 22	W 4-3	@ Michigan Tech
F 23	W 7-3	@ Michigan Tech
M 2	W 2-1	Colo. College (WCHA)
M 3	W 7-3	Colo. College (WCHA)
M 9	L 0-6	@ Minnesota (WCHA)
M 10	L 7-8	@ Minnesota (WCHA)

*number of overtimes
**exhibition game

1985-86

27-15-0, 23-11-0 WCHA (3rd)

Coach Jeff Sauer

Date	Result	Opponent
O 11	L 4-5	Western Michigan
O 12	L 4-6	Western Michigan
O 18	L 2-4	Denver
O 19	W 6-2	Denver
O 26	W 5-3	@ Lowell
O 27	W 6-3	@ Lowell
N 1	W 5-3	Minn.-Duluth
N 2	W 4-3	Minn.-Duluth
N 8	W 5-4	@ Boston College
N 9	L 5-6	@ Boston College
N 15	L 5-8	@ Northeastern[18]
N 16	W 6-5	@ Northeastern[18]
N 22	W 8-1	North Dakota

NCAA Appearances

The UW has made 16 appearances in the NCAA tournament, including eight straight from 1988-95. Listed below are the years and finishes of Badger teams in NCAA postseason play.

1970Third Place

1972Third Place

1973NCAA Champions

1977NCAA Champions

1978Fourth Place

1981NCAA Champions

1982Second Place

1983NCAA Champions

1988Quarterfinals

1989Quarterfinals

1990NCAA Champions

1991Quarterfinals

1992Second Place

1993Quarterfinals

1994Quarterfinals

1995Quarterfinals

N 23	W 6-2	North Dakota
N 29	W 7-3	New Hampshire
N 30	W 7-4	New Hampshire
D 6	L 4-5*	@ Minnesota
D 7	L 2-6	@ Minnesota
D 21	W 5-4	Harvard
D 22	W 5-4	Harvard
D 29	L 4-7	@ Boston University
D 30	W 6-3	@ Boston University
J 3	W 4-3	Providence
J 4	W 4-3*	Providence
J 10	W 9-2	Maine
J 11	W 5-4*	Maine
J 17	L 2-8	@ North Dakota
J 18	L 4-6	@ North Dakota
J 24	W 7-5	@ Colorado College
J 25	W 2-1	@ Colorado College
J 31	W 7-4	Minnesota
F 1	W 6-4	Minnesota
F 7	W 7-3	@ Minn.-Duluth
F 8	L 3-5	@ Minn.-Duluth
F 14	L 3-7	Northern Michigan
F 15	W 6-0	Northern Michigan
F 21	W 7-5	@ Michigan Tech
F 22	L 3-4*	@ Michigan Tech
M 1	W 6-2	North Dakota (WCHA)
M 2	W 6-5	North Dakota (WCHA)
M 8	L 1-4	@ Minnesota (WCHA)
M 9	L 3-7	@ Minnesota (WCHA)

*number of overtimes

1986-87

23-18-1, 17-17-1 WCHA (T3rd)

Coach Jeff Sauer

Date	Result	Opponent
O 10	W 6-1	Northern Michigan
O 11	L 2-6	Northern Michigan
O 17	L 3-6	@ Michigan Tech
O 18	W 5-2	@ Michigan Tech

O 24	L 2-3*	Minnesota
O 25	W 5-2	Minnesota
O 31	L 4-9	@ North Dakota
N 1	L 2-6	@ North Dakota
N 7	W 3-2*	Colorado College
N 8	W 3-2*	Colorado College
N 14	L 1-2*	@ Minn.-Duluth
N 15	W 5-2	@ Minn.-Duluth
N 21	T 2-2*	@ Denver
N 22	L 6-8	@ Denver
N 28	W 5-1	Yale
N 30	W 6-4	New Hampshire
D 5	W 7-5	@ Maine
D 6	L 3-4	@ Lowell
D 20	L 2-5	Denver
D 21	L 3-10	Denver
D 28	W 5-2	Cornell
D 29	W 7-5	Cornell
J 2	W 7-1	Boston University
J 4	W 6-5	Boston College
J 9	W 3-2*	Minn.-Duluth
J 10	L 1-2	Minn.-Duluth
J 16	W 3-2	@ Northeastern
J 17	W 6-3	@ Providence
J 23	W 4-3	@ Colorado College
J 24	L 3-5	@ Colorado College
J 30	L 4-5	North Dakota
J 31	L 1-2	North Dakota
F 6	W 5-3	@ Northern Michigan
F 7	L 3-5	@ Northern Michigan
F 10	W 4-3	Michigan Tech
F 11	W 3-2	Michigan Tech
F 20	L 2-5	@ Minnesota
F 21	L 2-5	@ Minnesota
F 28	W 4-2	No. Michigan (WCHA)
M 1	W 6-2	No. Michigan (WCHA)
M 6	W 2-1	@ Minnesota (WCHA)
M 7	L 4-8	@ Minnesota (WCHA)

*number of overtimes

1987-88

WCHA Playoff Champions

30-13-2, 22-12-1 WCHA (2nd)

Coach Jeff Sauer

Date	Result	Opponent
O 9	W 6-2	North. Michigan
O 10	W 6-5	North. Michigan
O 16	L 3-8	@ Denver
O 17	L 5-6	@ Denver
O 23	W 4-0	Michigan Tech
O 24	W 9-2	Michigan Tech
O 30	L 3-5	@ Minnesota
O 31	L 4-5*	@ Minnesota
N 6	W 3-2	Denver
N 7	W 7-2	Denver
N 13	L 3-4	North Dakota
N 14	W 5-4	North Dakota
N 20	W 10-4	Colorado College
N 21	L 1-2	Colorado College
N 27	W 5-2	Providence
N 29	W 7-4	Northeastern
D 4	W 4-1	Michigan Tech
D 5	W 4-2	Michigan Tech
D 7	L 3-7	∞US Olympic Team
D 8	L 2-4	∞Soviet Selects
D 29	W 6-0	••Michigan[12]
D 30	W 4-3	••Michigan State[12]
J 2	L 1-7	Maine
J 4	W 6-4	Lowell
J 8	W 10-4	Minn.-Duluth
J 9	L 2-3	Minn.-Duluth
J 13	L 6-10	@ Boston University
J 15	W 3-2*	@ New Hampshire
J 17	L 4-5*	@ Boston College
J 22	W 7-2	@ Colorado College
J 23	W 5-3	@ Colorado College
J 29	W 4-3	North Dakota
J 30	W 5-4*	North Dakota
F 5	L 0-1	Minnesota
F 6	W 2-1	Minnesota
F 12	W 7-2	@ Minn.-Duluth
F 13	W 5-4	@ Minn.-Duluth
F 19	L 4-6	@ Northern Michigan
F 20	T 3-3*	@ Northern Michigan
F 25	W 2-1*	No. Michigan (WCHA)
F 26	W 5-4	No. Michigan (WCHA)
M 6	W 2-1	No. Dakota (WCHA)[3]
M 7	W 3-2	Minnesota (WCHA)[3]
M 19	W 7-1	Lowell (NCAA)
M 20	T 4-4	Lowell (NCAA)
M 26	L 0-7	@ St. Lawrence (NCAA)
M 27	W 4-3	@ St. Lawrence (NCAA)

*number of overtimes
**exhibition game
••Great Lakes Invitational

1988-89

25-16-5, 17-13-5 WCHA (3rd)

Coach Jeff Sauer

Date	Result	Opponent
O 14	L 2-3*	Minnesota
O 15	L 2-4	Minnesota
O 21	T 2-2*	Northern Michigan
O 22	L 4-5*	Northern Michigan
O 28	W 7-4	@ Denver
O 29	T 4-4*	@ Denver
N 4	W 4-1	Michigan Tech

Year-by-Year Results

N 5	W 7-3	Michigan Tech
N 11	W 5-2	North Dakota
N 12	W 5-2	North Dakota
N 15	W 3-0	Illinois-Chicago
N 18	T 3-3*	Colorado College
N 19	L 1-4	Colorado College
N 25	W 4-2	@ Minn.-Duluth
N 26	T 1-1*	@ Minn.-Duluth
D 3	L 2-5	@ Maine
D 4	W 3-2	@ Lowell
D 9	L 3-4	@ Michigan Tech
D 10	L 5-6	@ Michigan Tech
D 13	W 8-1	St. Cloud State
D 15	L 2-6	∞Moscow Dynamo
D 29	W 6-2	@ Colorado College
D 30	W 4-2	@ Colorado College
J 6	W 7-2	Boston University
J 8	W 3-0	New Hampshire
J 9	L 3-4*	Boston College
J 13	W 5-1	Minn.-Duluth
J 14	W 2-1*	Minn.-Duluth
J 20	L 3-5	@ Northeastern
J 22	L 4-9	@ Providence
J 27	W 3-2	@ North Dakota
J 28	W 4-2	@ North Dakota
F 3	W 4-3*	Denver
F 4	T 2-2*	Denver
F 7	W 4-2	Alaska-Fairbanks
F 13	W 6-3	Northern Michigan
F 14	L 3-4*	Northern Michigan
F 17	L 1-4	@ Minnesota
F 18	L 2-5	@ Minnesota
F 24	W 5-2	Michigan Tech (WCHA)
F 25	W 5-3	Michigan Tech (WCHA)
M 5	L 2-4	No. Michigan (WCHA)[3]
M 6	W 4-3	Minnesota (WCHA)[3]
M 17	W 3-1	@ St. Lawrence (NCAA)
M 18	W 4-2	@ St. Lawrence (NCAA)
M 24	L 2-4	@ Minnesota (NCAA)
M 25	L 2-4	@ Minnesota (NCAA)

*number of overtimes
∞exhibition game

1989-90

NCAA & WCHA Champions
WCHA Playoff Champions

36-9-1, 19-8-1 WCHA (1st)

Coach Jeff Sauer

Date	Result	Opponent
O 16	W 4-3	St. Cloud State
O 20	W 6-5	Michigan Tech
O 21	W 8-2	Michigan Tech
O 27	W 6-5	@ Denver
O 28	W 4-2	@ Denver
N 3	L 3-5	Minnesota
N 4	W 4-3	Minnesota
N 10	W 8-1	New Hampshire
N 11	W 7-3	New Hampshire
N 14	W 9-5	@ Ill.-Chicago[22]
N 17	L 5-11	@ Northern Michigan
N 18	W 6-5*	@ Northern Michigan
N 24	L 4-9	Minn.-Duluth
N 25	W 3-0	Minn.-Duluth
D 1	W 7-5	@ North Dakota
D 2	L 5-9	@ North Dakota
D 8	W 5-0	@ Colo. College
D 9	L 5-6	@ Colo. College



DRIVE FOR FIVE A SUCCESS

The 1989-90 UW hockey team won the 1990 WCHA regular season title, the WCHA playoff title and the NCAA Championship. The first-place WCHA finish was the second in school history. The Badgers had three forwards — John Byce, Gary Shuchuk and Chris Tancill — that combined to score 222 points. Shuchuk went on to earn all-American honors, the last UW forward to earn all-America distinction.

D 11	L 2-4	∞Sokol-Kiev (USSR)
D 12	W 5-3	Alabama-Huntsville
D 28	W 9-3	ΔNotre Dame[6]
D 29	W 6-3	ΔBoston College[6]
J 2	W 7-6*	Alaska-Fairbanks
J 5	L 3-4	@ Minn.-Duluth
J 6	W 4-2	@ Minn.-Duluth
J 9	L 5-6	@ St. Cloud State
J 19	L 3-4	Northern Michigan
J 20	W 10-1	Northern Michigan
J 23	W 7-3	Illinois-Chicago
J 26	W 3-2	Denver
J 27	W 7-1	Denver
F 2	W 5-4	@ Michigan Tech
F 3	W 7-2	@ Michigan Tech
F 9	W 7-3	Colorado College
F 10	W 9-5	Colorado College
F 16	W 6-3	@ Minnesota
F 17	L 2-4	@ Minnesota
F 23	T 5-5*	North Dakota
F 24	W 5-4*	North Dakota
M 3	W 5-2	Mich. Tech (WCHA)
M 4	W 4-3	Mich. Tech (WCHA)
M 11	W 4-3*	No. Michigan (WCHA)[3]
M 12	W 7-1	Minnesota (WCHA)[3]
M 23	W 7-3	Maine (NCAA)
M 24	W 4-3*	Maine (NCAA)
M 30	W 2-1	Boston College (NCAA)[12]
A 1	W 7-3	Colgate (NCAA)[12]

*number of overtimes
∞exhibition game
ΔBank One Badger Showdown

1990-91

26-15-3, 19-11-2 WCHA (3rd)

Coach Jeff Sauer

Date	Result	Opponent
O 12	W 6-1	Michigan Tech
O 13	W 4-0	Michigan Tech
O 19	W 2-1	Alaska Anchorage
O 20	T 2-2*	Alaska Anchorage
O 26	L 3-4	@ Minn.-Duluth
O 27	W 6-1	@ Minn.-Duluth
O 29	L 1-8	∞Team Canada
N 2	L 1-6	@ Northern Michigan
N 3	L 2-4	@ Northern Michigan
N 9	W 4-2	St. Cloud State
N 10	W 10-4	St. Cloud State
N 12	W 6-2	Alaska-Fairbanks
N 16	W 5-3	@ Colorado College
N 17	W 3-2	@ Colorado College
N 23	L 2-4	North Dakota
N 24	W 6-2	North Dakota
D 8	L 4-9	@ Minnesota
D 9	T 4-4*	@ Minnesota
D 13	W 4-2	Denver
D 14	W 5-2	Denver
D 28	W 3-0	ΔSt. Lawrence[6]
D 29	W 3-2	ΔNorth Dakota[6]
J 4	W 7-0	Minn.-Duluth
J 5	W 6-1	Minn.-Duluth
J 11	W 3-1	@ Michigan Tech
J 12	W 3-2	@ Michigan Tech

J 18	L 3-6	@ Denver
J 19	W 4-3	@ Denver
J 25	L 3-5	Minnesota
J 26	L 1-8	Minnesota
F 1	W 5-3	@ North Dakota
F 2	L 2-6	@ North Dakota
F 5	W 5-4	Alaska-Fairbanks
F 8	W 5-2	Colorado College
F 9	W 4-2	Colorado College
F 15	T 7-7*	@ St. Cloud State
F 16	W 6-2	@ St. Cloud State
F 22	L 1-6	Northern Michigan
F 23	L 3-4*	Northern Michigan
M 2	W 5-1	Minn.-Duluth (WCHA)
M 3	W 5-2	Minn.-Duluth (WCHA)
M 10	L 2-3	Minnesota (WCHA)[3]
M 11	L 2-5	North Dakota (WCHA)[3]
M 15	L 3-8	@ Clarkson (NCAA)
M 16	L 4-5	@ Clarkson (NCAA)

*number of overtimes
∞exhibition game
ΔBank One Badger Showdown

1991-92

27-14-2, 19-11-2 WCHA (2nd)

Coach Jeff Sauer

Date	Result	Opponent
O 18	W 5-2	@ Michigan Tech
O 19	L 1-5	@ Michigan Tech

Year-by-Year Results

O 25	W 5-4	@ St. Cloud State
O 26	W 5-4	@ St. Cloud State
N 1	W 4-2	Minn.-Duluth
N 2	L 2-3	Minn.-Duluth
N 8	W 3-2*	Michigan Tech
N 9	W 4-3*	Michigan Tech
N 15	L 4-5	@ Minnesota
N 16	L 1-4	@ Minnesota[19]
N 22	L 2-5	@ Northern Michigan
N 23	L 1-4	@ Northern Michigan
N 29	T 3-3*	Denver
N 30	W 6-3	Denver
D 6	W 7-4	Colorado College
D 7	W 6-3	Colorado College
D 27	W 6-1	ΔYale[6]
D 28	W 3-2	ΔMaine[6]
D 31	L 4-5*	∞Calgary
J 3	W 9-4	@ North Dakota
J 4	L 2-6	@ North Dakota
J 10	W 3-2	@ Denver
J 11	L 2-3*	@ Denver
J 18	W 7-4	Northern Michigan
J 19	W 6-4	Northern Michigan
J 31	W 4-1	@ Minn.-Duluth
F 1	T 6-6*	@ Minn.-Duluth
F 7	L 1-2	Minnesota
F 8	W 4-1	Minnesota
F 21	L 2-6	@ Colorado College
F 22	L 1-2	@ Colorado College
F 28	W 8-2	North Dakota
F 29	W 4-2	North Dakota
M 7	W 5-4	St. Cloud State
M 8	W 6-2	St. Cloud State
M 13	W 6-5*	St. Cloud State (WCHA)
M 14	L 3-5	St. Cloud State (WCHA)
M 15	W 4-3*	St. Cloud State (WCHA)
M 20	L 3-6	No. Michigan (WCHA)[3]
M 21	W 5-3	Colo. College (WCHA)[3]
M 26	W 4-2	New Hamp. (NCAA)[7]
M 28	W 5-2	St. Lawrence (NCAA)[7]
A 2	W 4-2	Michigan (NCAA)[24]
A 4	L 3-5	Lake Superior St. (NCAA)[24]

*number of overtimes
∞exhibition game
ΔBank One Badger Showdown

1992-93

24-15-3, 18-11-3 WCHA (2nd)

Coach Jeff Sauer

Date	Result	Opponent
O 23	W 5-2	St. Cloud State
O 24	L 2-4	St. Cloud State
O 31	W 9-2	Northern Michigan
N 1	W 11-0	Northern Michigan
N 6	W 6-5*	@ Michigan Tech
N 7	L 1-8	@ Michigan Tech
N 13	T 4-4*	@ Minnesota
N 14	W 3-2	@ Minnesota[19]
N 20	W 1-0	Colorado College
N 21	W 3-1	Colorado College
N 27	L 5-8	@ Minn.-Duluth
N 28	L 1-2*	@ Minn.-Duluth
D 4	L 2-3	North Dakota
D 5	W 10-2	North Dakota
D 11	W 5-2	@ Denver
D 12	L 4-5	@ Denver
D 28	W 10-3	ΔBoston College[6]
D 29	L 3-6	ΔBoston Univ.[6]
D 31	L 3-5	∞Czech Select Team

Did you know that head coach Jeff Sauer won his 500th career game on Jan. 6, 1995. With a 3-1 victory over Alaska-Anchorage, Sauer became one of only two active Division I coaches to win that many games. He coached in his 1,000th game on Feb. 17, 1996 at Northern Michigan.

J 8	W 8-6	@ Alaska Fairbanks
J 9	W 4-3	@ Alaska Fairbanks
J 15	W 3-2	North Dakota
J 16	W 5-2	North Dakota
J 22	L 4-5*	Denver
J 23	W 4-2	Denver
J 29	W 6-5*	@ St. Cloud State
J 30	W 6-3	@ St. Cloud State
F 5	W 6-2	Minn.-Duluth
F 6	L 2-5	Minn.-Duluth
F 12	W 5-4	@ Northern Michigan
F 13	L 2-5	@ Northern Michigan
F 19	W 4-1	@ Colorado College
F 20	W 6-5*	@ Colorado College
F 26	T 4-4*	Minnesota
F 27	L 2-4	Minnesota
M 6	L 4-5	Michigan Tech
M 7	T 3-3*	Michigan Tech
M 12	W 6-3	Colo. College (WCHA)
M 13	W 10-3	Colo. College (WCHA)
M 19	L 2-3*	Minnesota (WCHA)[3]
M 20	L 5-7	Minn.-Duluth (WCHA)[3]
M 26	W 3-1	Miami, Ohio (NCAA)[12]
M 27	L 3-4*	Michigan (NCAA)[12]

*number of overtimes
∞exhibition game
ΔBank One Badger Showdown

1993-94

26-15-1, 19-12-1 WCHA (3rd)

Coach Jeff Sauer

Date	Result	Opponent
O 22	W 3-2	@ Denver
O 23	W 6-3	@ Denver
O 29	L 4-5	@ Minn.-Duluth
O 30	T 5-5*	@ Minn.-Duluth
N 5	W 7-3	North Dakota
N 6	L 4-5	North Dakota
N 12	L 0-4	@ Michigan Tech
N 13	W 5-3	@ Michigan Tech
N 19	W 6-3	Colorado College
N 20	W 4-2	Colorado College
N 26	L 2-4	+Michigan St.[25]
N 27	W 5-3	+Michigan[25]
D 3	L 2-5	Northern Michigan
D 4	W 5-4	Northern Michigan
D 10	W 5-4	@ Alaska Anchorage
D 11	W 4-1	@ Alaska Anchorage
D 28	W 8-5	ΔAlaska-Fairbanks[6]
D 29	W 3-2	ΔNorth. Michigan[6]
J 2	T 3-3	∞St. Petersburg Red Army
J 8	L 2-5	@ Minnesota
J 9	L 3-4*	@ Minnesota
J 14	W 4-1	St. Cloud State
J 15	L 1-6	St. Cloud State
J 21	W 6-1	Minn.-Duluth
J 22	L 3-4	Minn.-Duluth

J 28	W 4-1	@ North Dakota
J 29	L 4-5	@ North Dakota
F 4	W 5-0	Michigan Tech
F 5	W 5-2	Michigan Tech
F 11	L 3-8	@ Colorado College
F 12	W 5-2	@ Colorado College
F 18	W 4-2	@ Northern Michigan
F 19	W 6-3	@ Northern Michigan
F 25	L 2-3	Minnesota
F 26	L 2-3	Minnesota
M 5	W 5-1	Alaska Anchorage
M 6	W 4-3*	Alaska Anchorage
M 11	W 6-1	No. Dakota (WCHA)
M 12	W 4-2	No. Dakota (WCHA)
M 18	L 2-3	St. Cloud State (WCHA)[6]
M 19	W 8-3	Michigan Tech (WCHA)[6]
M 25	W 6-3	W. Michigan(NCAA)[24]
M 26	L 1-4	Boston Univ.(NCAA)[24]

*number of overtimes
∞exhibition game
+College Hockey Showcase
ΔBank One Badger Hockey Showdown

1994-95

WCHA Playoff Champions

24-15-4, 17-11-4 WCHA (T2nd)

Coach Jeff Sauer

Date	Result	Opponent
O 15	W 6-5	@ Minn.-Duluth
O 21	W 4-1	Denver
O 22	W 6-4	Denver
O 28	L 1-2*	@ Minnesota
O 29	L 2-5	@ Minnesota
N 4	T 2-2*	Minn.-Duluth
N 5	L 3-4	Minn.-Duluth
N 11	W 7-6	@ Michigan Tech
N 12	W 4-1	@ Michigan Tech
N 18	W 4-3	Northern Michigan
N 19	W 4-2	Northern Michigan
N 25	L 2-7	+Michigan[3]
N 26	L 2-3	+Michigan St.[3]
D 2	L 4-8	St. Cloud State
D 3	W 5-4	St. Cloud State
D 9	L 2-3*	@ North Dakota
D 10	L 2-5	@ North Dakota
D 28	W 4-3**	ΔBowling Green[6]
D 29	W 6-4	ΔLake Superior St.[6]
D 31	L 3-6	∞Sweden Select Team
J 6	W 3-1	@ Alaska Anchorage
J 7	L 2-4	@ Alaska Anchorage
J 13	L 2-5	Colorado College
J 14	W 8-1	Colorado College
J 20	T 1-1*	@ Northern Michigan
J 21	T 5-5*	@ Northern Michigan
J 27	L 2-6	Minnesota
J 28	W 6-5	Minnesota

F 3	W 4-2	North Dakota
F 4	W 5-1	North Dakota
F 11	L 4-5	@ St. Cloud State
F 12	T 4-4*	@ St. Cloud State
F 19	W 6-3	vs. Minn.-Duluth[6]
F 24	W 4-3	@ Denver
F 25	L 2-5	@ Denver
M 4	W 7-1	Michigan Tech
M 5	W 7-5	Michigan Tech
M 10	L 3-4	No. Michigan (WCHA)
M 11	W 5-4	No. Michigan (WCHA)
M 12	W 5-1	No. Michigan (WCHA)
M 17	W 5-4	Denver (WCHA)[3]
M 18	W 4-3*	Colo. College (WCHA)[3]
M 24	W 5-3	Michigan State (NCAA)
M 25	L 3-4	Michigan (NCAA)

*number of overtimes
∞exhibition game
+College Hockey Showcase
ΔBank One Badger Showdown

1995-96

17-20-3, 14-15-3 WCHA (6th)

Coach Jeff Sauer

Date	Result	Opponent
O 13	L 4-8	@ Colorado College
O 14	L 2-6	@ Colorado College
O 20	W 4-3	Denver
O 21	L 2-6	Denver
O 27	W 3-1	@ North Dakota
O 28	L 2-4	@ North Dakota
N 10	L 2-3	@ Minn.-Duluth
N 11	L 2-5	@ Minn.-Duluth
N 17	T 3-3*	@ St. Cloud State
N 18	L 2-5	@ St. Cloud State
N 24	L 3-7	+Michigan[6]
N 25	L 2-7	+Michigan State[6]
D 1	W 6-2	Michigan Tech
D 2	L 2-4	Michigan Tech
D 8	L 2-4	Colorado College
D 9	L 1-2	Colorado College
D 15	W 4-3	Northern Michigan
D 16	W 4-2	Northern Michigan
D 28	L 2-3	ΔNotre Dame[6]
D 29	W 8-3	ΔPrinceton[6]
D 31	L 4-5	∞Swiss Selects
J 5	L 0-1	@ Alaska Anchorage
J 6	W 6-3	@ Alaska Anchorage
J 12	W 8-3	St. Cloud State
J 13	L 2-6	St. Cloud State
J 19	L 4-8	@ Minnesota
J 20	L 0-5	@ Minnesota
J 26	L 2-8	@ Michigan Tech
J 27	T 6-6*	@ Michigan Tech
F 2	W 4-2	Minn.-Duluth
F 3	W 5-3	Minn.-Duluth
F 9	W 6-3	North Dakota
F 10	W 3-2	North Dakota
F 16	T 1-1*	Northern Michigan
F 17	W 5-4	Northern Michigan
F 23	W 6-3	Minnesota
F 24	W 7-4	Minnesota
M 1	W 6-5*	@ No. Dakota (WCHA)
M 2	W 5-4**	@ No. Dakota (WCHA)
M 8	L 3-4*	Minnesota (WCHA)[6]
M 9	L 4-6	Colo. College (WCHA)[6]

*number of overtimes
∞exhibition game
+College Hockey Showcase
ΔBank One Badger Showdown

Year-by-Year Results

1996-97

15-21-2, 15-15-2 WCHA (7th)

Coach Jeff Sauer

M 1 L 3-7 @ Minnesota
M 7 L 3-9 @ Colo. College (WCHA)
M 8 L 0-1**** @ Colo. College (WCHA)

*number of overtime
played at the Target Center
oexhibition game
+College Hockey Showcase
ΔBank One Badger Showdown

Date	Result	Opponent
O 18	W 2-0	St. Cloud State
O 19	L 2-3	St. Cloud State
O 25	W 8-3	@ Denver
O 26	L 2-3	@ Denver
N 1	W 3-2	Minnesota
N 2	L 1-6	Minnesota
N 8	W 5-2	@ Northern Michigan
N 9	W 4-3	@ Northern Michigan
N 16	L 3-7	@ Colorado College
N 17	L 4-5	@ Colorado College
N 22	W 5-3	Minnesota-Duluth
N 23	L 0-4	Minnesota-Duluth
N 29	L 1-3	+Michigan State[12]
N 30	L 4-8	+Michigan[12]
D 6	W 6-2	@ Alaska Anchorage
D 7	T 5-5*	@ Alaska Anchorage
D 27	L 7-9	ΔNew Hampshire[6]
D 28	L 2-5	ΔVermont[6]
D 31	L 1-7	oFinnish National Team
J 3	W 4-3	Michigan Tech
J 4	W 5-1	Michigan Tech
J 10	W 4-1	Northern Michigan
J 11	L 1-4	Northern Michigan
J 17	W 5-2	@ North Dakota
J 18	L 6-8	@ North Dakota
J 24	W 6-3	@ Minnesota-Duluth
J 25	W 4-1	@ Minnesota-Duluth
J 31	T 2-2*	Alaska Anchorage
F 1	W 4-3*	Alaska Anchorage
F 7	W 5-2	Colorado College
F 8	L 2-6	Colorado College
F 14	L 4-5	@ St. Cloud State
F 15	L 1-7	@ St. Cloud State
F 21	L 3-5	Denver
F 22	L 3-4	Denver
F 28	L 3-4	@ Minnesota†

BY THE NUMBERS

[1]	Lake Forest, Ill.
[2]	Northfield, Minn.
[3]	St. Paul, Minn.
[4]	Athens, Ohio
[5]	Minneapolis
[6]	Milwaukee
[7]	Providence, R.I.
[8]	West Point, N.Y.
[9]	Storrs, Conn.
[10]	Green Bay, Wis.
[11]	Champaign, Ill.
[12]	Detroit
[13]	Ann Arbor, Mich.
[14]	St. Louis
[15]	Denver
[16]	Lake Placid, N.Y.
[17]	Troy, N.Y.
[18]	Boston
[19]	Bloomington, Minn.
[20]	Potsdam, N.Y.
[21]	Duluth, Minn.
[22]	Chicago
[23]	Grand Forks, N.D.
[24]	Albany, N.Y.
[25]	Auburn Hills, Mich.
[26]	Windsor, Ontario
[27]	Wausau

OTHER OPPONENTS

Exhibition Teams	Record
University of Calgary	0-1-0
Czech Select Team	0-1-0
Eveleth (MN)	0-2-0
Finnish National Team	0-1-0
Moscow Dynamo	0-1-0
Russia Dynamo	0-1-0
St. Petersburg Red Army	0-1-0
Sokol-Kiev	0-1-0
Soviet Selects	0-1-0
Soviet Traktor	0-1-0
Spartak Moscow	0-1-0
Spartak (USSR)	0-1-0
Sweden Select Team	0-1-0
Swiss Selects	0-1-0
Team Canada	0-1-0
Torpedo Gorky	0-2-0
U.S. Nationals	1-0-0
U.S. Olympic Team	0-2-0
USSR Jr. Nationals	0-1-0
Virginia (MN)	1-0-0
W. German Nationals	0-1-0

Misc. Teams	Record
Chicago Athletic Assoc.	2-1-0
Eagle River	0-2-0
Eveleth Jr. College	0-1-0
Fort Frances (Ont.)	0-1-0
Green Bay	1-0-0
Hibbing (Minn.)	0-1-0
Janesville Hockey Club	4-0-1
Janesville YMCA	2-0-0
Madison Hockey Club	1-0-0
Marquette	1-0-0
Marquette (Mich.)	2-1-0
Milwaukee Athletic Club	0-1-0
Milwaukee Rowing Club	2-1-0
North Dakota Aggies	2-0-0
Oshkosh Hockey Club	1-0-0
Shamrock Hockey Club	1-0-0
Watertown Hockey Club	1-0-0
Wausau Hockey Club	4-2-1
Wisconsin Rapids	1-0-0

ALL-TIME SERIES RECORDS

Team	W-L-T	Pct.	First-Last Mtg.
Air Force Academy	2-0-0	1.0001982
Alabama-Huntsville	1-0-0	1.0001989
Alaska-Anchorage*	9-2-3	.7501990-97
Alaska-Fairbanks	7-0-0	1.0001989-93
Army	1-2-0	.3331965-67
Augsburg	2-0-0	1.0001966
Boston College*	6-5-0	.5451970-92
Boston University*	5-8-0	.3851972-94
Bowling Green State	6-3-1	.6501967-94
Brown	3-1-0	.7501966-70
Carleton College	3-1-1	.7001925-64
Clarkson*	4-2-2	.6251973-91
Colgate	3-0-0	1.0001972-90
Colorado College*	90-39-3	.6931965-97
Connecticut	1-0-0	1.0001967
Cornell	3-1-0	.7501970-86
Dalhousie	1-1-0	.5001982
Denver*	56-30-5	.6431968-97
Ferris State	2-0-0	1.0001980
Gustavus Adolphus	1-0-0	1.0001968
Hamline	4-0-0	1.0001964
Harvard*	7-1-0	.8751971-86
Illinois-Chicago	7-0-0	1.0001981-90
Illinois Club	3-0-0	1.0001963-67
Lake Forest College	10-0-0	1.0001964-70
Lake Superior State	3-1-0	.7501982-94
Lowell	7-1-1	.8331984-88
Macalester	7-1-0	.8751963-65
Maine	8-2-0	.8001984-92
Marquette	6-8-2	.4381922-33
Miami (OH)	2-0-0	1.0001979-93
Michigan*	47-55-6	.4631922-96
Michigan State*	35-38-2	.4801964-96
Michigan Tech*	59-34-6	.6261928-97
Minnesota*	64-122-13	.3541922-97
Minnesota-Duluth*	62-48-7	.5601967-97
New Hampshire	14-1-0	.9331977-96
North Dakota*	62-39-7	.6061968-97
Northeastern	6-2-0	.7501971-89
Northern Michigan*	36-21-5	.6211981-96
Notre Dame*	36-15-6	.6841922-96
Ohio State	8-0-0	1.0001965-69
Ohio University	15-2-0	.8821965-70
Pennsylvania	2-0-0	1.0001968
Princeton	2-0-0	1.0001970-96
Providence	8-3-0	.7271966-89
RPI	6-3-0	.6671971-83
St. Cloud State*	18-12-3	.5911988-97
St. John's	2-1-0	.6671966-68
St. Lawrence	9-1-0	.9001977-92
St. Louis	3-2-1	.5831971-77
St. Mary's	6-2-0	.7501963-68
St. Thomas	3-1-1	.7001964-66
U.S. International	4-0-0	1.0001983-84
U.S. National Team	1-1-0	.5001971-82
U.S. Olympic Team	1-6-0	.1431975-87
Vermont	2-1-0	.6671974-96
Western Michigan	9-4-1	.6791964-94
Western Ontario	8-1-0	.8891973-81
Windsor	2-0-0	1.0001981
Wis.-Superior	6-2-0	.7501965-73
Yale	7-1-0	.8751973-92

*indicates 1997-98 opponents.

NCAA Championship History

YEARLY CHAMPIONS

Year	Champion	Second	Third	Fourth
1948	Michigan	Dartmouth	(No Consolation: Boston College, Colorado College)	
1949	Boston College	Dartmouth	Michigan	Colorado College
1950	Colorado College	Boston University	Michigan	Boston College
1951	Michigan	Brown	Boston University	Colorado College
1952	Michigan	Colorado College	Yale	St. Lawrence
1953	Michigan	Minnesota	RPI	Boston University
1954	RPI	Minnesota	Michigan	Boston College
1955	Michigan	Colorado College	Harvard	St. Lawrence
1956	Michigan	Michigan Tech	St. Lawrence	Boston College
1957	Colorado College	Michigan	Clarkson	Harvard
1958	Denver	North Dakota	Clarkson	Harvard
1959	North Dakota	Michigan State	Boston College	St. Lawrence
1960	Denver	Michigan Tech	Boston University	St. Lawrence
1961	Denver	St. Lawrence	Minnesota	RPI
1962	Michigan Tech	Clarkson	Michigan	St. Lawrence
1963	North Dakota	Denver	Clarkson	Boston College
1964	Michigan	Denver	RPI	Providence
1965	Michigan Tech	Boston College	North Dakota	Brown
1966	Michigan State	Clarkson	Denver	Boston University
1967	Cornell	Boston University	Michigan	North Dakota
1968	Denver	North Dakota	Cornell	Boston College
1969	Denver	Cornell	Harvard	Michigan Tech
1970	Cornell	Clarkson	WISCONSIN	Michigan Tech
1971	Boston University	Minnesota	Denver	Harvard
1972	Boston University	Cornell	WISCONSIN	Denver
1973	WISCONSIN	Denver	Boston College	Cornell
1974	Minnesota	Michigan Tech	Boston University	Harvard
1975	Michigan Tech	Minnesota	Boston University	Harvard
1976	Minnesota	Michigan Tech	Brown	Boston University
1977	WISCONSIN	Michigan	Boston University	New Hampshire
1978	Boston University	Boston College	Bowling Green	WISCONSIN
1979	Minnesota	North Dakota	Dartmouth	New Hampshire
1980	North Dakota	No. Michigan	Dartmouth	Cornell
1981	WISCONSIN	Minnesota	Michigan Tech	Northern Michigan
1982	North Dakota	WISCONSIN	Northeastern	New Hampshire
1983	WISCONSIN	Harvard	Providence	Minnesota
1984	Bowling Green	Minn.-Duluth	North Dakota	Michigan State
1985	RPI	Providence	Minnesota-Duluth	Boston College
1986	Michigan State	Harvard	Minnesota	Denver
1987	North Dakota	Michigan State	Minnesota	Harvard
1988	Lake Superior St.	St. Lawrence	Maine	Minnesota
1989	Harvard	Minnesota	Michigan State	Maine
1990	WISCONSIN	Colgate	(No Consolation: Boston College, Boston Univ.)	
1991	No. Michigan	Boston University	(No Consolation: Maine, Clarkson)	
1992	Lake Superior St.	WISCONSIN	(No Consolation: Michigan, Michigan State)	
1993	Maine	Lake Superior St.	(No Consolation: Michigan, Boston Univ.)	
1994	Lake Superior St.	Boston University	(No Consolation: Harvard, Minnesota)	
1995	Boston University	Maine	(No Consolation: Michigan, Minnesota)	
1996	Michigan	Colorado College	(No Consolation: Boston University, Vermont)	
1997	North Dakota	Boston University	(No Consolation: Michigan, Colorado College)	

WINNINGEST TEAMS

1. Minnesota 38 wins
2. Boston University 31 wins
3. WISCONSIN 30 wins
- Michigan 30 wins
5. North Dakota 25 wins
6. Michigan State 22 wins
7. Lake Superior St. 20 wins

HIGHEST WINNING PERCENTAGE

1. North Dakota .735 (25-9-0)
2. Michigan .682 (30-14-0)
3. WISCONSIN .674 (30-14-2)
4. Lake Superior St. .641 (20-11-1)
5. Denver .607 (17-11-0)

MOST APPEARANCES

1. Minnesota 24
2. Boston University 23
3. Michigan 20
4. Boston College 18
5. Michigan State 17
6. Clarkson 16
- Harvard 16

NCAA Championship History

1973 NCAA CHAMPIONS

"UW Skaters Win It All"

Boston, Mass. (Boston Garden) • March 17, 1973
1973 Championship Game • Wisconsin 4, Denver 2

Wisconsin played all-out hockey for the first two periods, then really turned it on in the third period to outskate Denver, 4-2, and win the 1973 NCAA Hockey Tournament at the Boston Garden.

It was an almost perfect game for the Badgers, a continuation of the stirring finish that gave them an overtime victory over Cornell in the semifinals.

Wisconsin was the team with the pressure defense this time. The alert Badgers always seemed to jam a stick or a body in the way of Denver passes and get to the loose pucks first.

Although Denver's second goal came on a power play, the Badgers followed with two great penalty killing efforts in the second and third periods. In the second period, Jim Johnston almost got a shorthanded goal when he hung back to scoop up a poke into the neutral zone and charge down on DU goalie Ron Grahame alone. But Johnston jammed the puck into Grahame's body.

In the third period, with 14:18 gone, the Badgers did another great job down a man as Denver made a last ditch attempt to get close. When the penalty elapsed, there were less than four minutes to play.

Wisconsin opened the scoring when Dave Pay whacked a shot past Grahame 3:05 into the game on a centering pass from Johnston, who had scooped up a loose puck to the right of the cage and carried it around behind before feeding Pay. Denver tied the score at 13:55 when Jim Miller came in from the right side, took a pass from Pete McNab, and fired low under Makey's stick.

The Pioneers took a 2-1 lead on power play goals 54 seconds into the second period. Three defenders converged on McNab as he skated down the middle, but Rich Preston broke in from the right side, took McNab's pass and skated unmolested across the goal mouth, leaving Makey sprawling after his fake. All Preston had to do was dump it into an open net.

Tim Dool tied the score on a power play at 4:17 of the second when Bentley passed across the rink to Norm Cherrey on the left wing. Cherrey poked a shot which bounced off Grahame's pads and rolled across in front of the net where Dool knocked it in.

Dean Talafofus made it 3-2 on a pass from Bob Lundeen behind the cage 8:30 into the second period and Johnston scored the winner to start the third period. Winchester wound up with a good shot on Grahame which the goalie caught then fumbled. Johnston raced up and lifted it in.

(Parts of this story taken from the March 18, 1973 article in the Wisconsin State Journal written by Jay Poster.)

Game Summary

Period 1.....time	
UW-Pay 17 (Johnston).....	3:05
DU-J. Miller (McNab, Pearson).....	13:55

Period 2.....time	
DU-Preston (McNab), ppg.....	0:54
UW-Dool 12 (Cherrey, Bentley), ppg.....	4:17
UW-Talafofus 21 (Lundeen, DePrez).....	8:30

Period 3.....time	
UW-Johnston 14 (Winchester, Pay).....	2:34

Penalties	
UW.....	3-6
DU.....	2-4

Score By Period				
Wisconsin	1	2	1	= 4
Denver	1	1	0	= 2

Saves by Period				
Makey (UW)	13	10	9	= 32
Grahame (DU)	11	7	7	= 25

Shots on Goal				
Wisconsin	12	9	8	= 29
Denver	14	12	9	= 35

Power Plays	
Wisconsin.....	1-2
Denver.....	1-3

Attendance	
8,055	

1972-73 ROSTER

No.....	Name (position)
1.....	Dick Perkins (g)
1.....	Doug Spitzig (g)
2.....	Tom Machowski (d)
3.....	Jack Johnson (d)
4.....	Bob Lundeen (d)
5.....	Dave Arundel (d)
6.....	Steve Short (d)
7.....	John Taft (d)
8.....	Gary Winchester (c)
9.....	Dave Pay (f)
10.....	Jim Johnston (rw)
11.....	Steve Alley (f)
12.....	Dennis Olmstead (f)
13.....	Tom Kuklinski (lw)
14.....	Ernie Blackburn (d)
15.....	Billy Reay, Jr. (rw)
16.....	Bob Shaughnessy (c)
17.....	Dean Talafofus (c)
18.....	Mark Lomenda (f)
19.....	Don Deprez (lw)
20.....	Stan Hinkley (lw)
21.....	Norm Cherrey (rw)
22.....	Lloyd Bentley (c)
23.....	Tim Dool (lw)
24.....	Doug Kelso (rw)
25.....	Chris Wright (c)
30.....	Doug McFadden (g)
30.....	Jim Makey (g)

Head Coach.....Bob Johnson
Assistant.....Bill Rothwell

NCAA Championship History

1976-77 ROSTER

No.	Name (position)
1	Julian Baretta (g)
2	Bob Suter (d)
3	John Suter (d)
4	John Gregory (d)
5	Craig Norwich (d)
7	John Taft (d)
8	Norm McIntosh (d)
9	Les Grauer (w)
10	Mark Johnson (c)
11	Steve Alley (w)
12	Ian Perrin (d)
14	Brad Mullens (d)
15	Tim Phippen (rw)
16	Tom Ulseth (w)
17	Mike Eaves (c)
18	Murray Johnson (w)
19	Mike Meeker (c-rw)
20	Mark Capouch (w)
21	Clark Kavolinas (w)
22	Dave Lundeen (c)
23	George Gwozdecky (lw)
24	Rod Romanchuk (c-w)
25	Dave Herbst (c-w)
26	Ron Griffin (d)
27	Mike Dibble (g)
29	Jim Scheid (c)
30	Dave McNab (g)
Head Coach	Bob Johnson
Assistant	Grant Standbrook

1977 NCAA CHAMPIONS

"Alley's Goal in Overtime Lifts UW to Hockey Title"

Detroit, Mich. (Olympia Stadium) • March 26, 1977
1977 Championship Game • Wisconsin 6, Michigan 5 (ot)

Steve Alley slammed in a rebound off Tom Ulseth's shot 23 seconds into overtime to give the weary Badgers a 6-5 victory over Michigan and the 1977 NCAA hockey championship.

If Wisconsin was off balance in Friday's overtime victory over New Hampshire, the Badgers came out clicking against the Wolverines in the title game.

The UW passed crisply and confidently and played strong defense, with the forwards coming back to backcheck consistently. Julian Baretta played confidently and positively in the net, even coming 30 feet out of his goal in the first period to knock away a loose puck and stop a potential Michigan breakaway.

Wisconsin jumped to a 3-0 lead on goals by Alley, Dave Herbst and Mark Johnson. Alley scored on a power play 2:29 into the game when he fought off a man in the slot and deflected a Craig Norwich slapshot from the center blue line past goalie Palmer. Herbst scored on a breakout off a beautiful pass from Norwich at 9:27. The two Badgers steamed down the slot, Norwich on the left side and Herbst ahead of him on the right. Norwich slid a pass through traffic to Herbst at the goal mouth who flicked it in.

Johnson scored on a rebound off an Alley shot on a power play at 15:12. Norwich, at the blueline, passed to Eaves in the left circle who forwarded it to Alley, who shot from the slot. The rebound hopped out to Palmer's left and laid there until Johnson roared in from the right circle to flip it over Palmer.

In the second period, Mike Meeker carried the puck down the right wing boards, stopped and deked a defender at the top of the circle then skated a stride and floated a backhand which hit the bottom of Palmer's glove and fell into the net.

Johnson scored his second goal of the night at 1:10 of the third period. Twenty-six seconds later, Michigan started its three-goal comeback, tying the game, 5-5, at the 14:22 mark. The game culminated with Alley's goal in overtime.

Baretta, a sophomore, was named the tournament MVP. Baretta, and defensemen Norwich and John Taft were members of the all-tournament team. Wisconsin became the first team to win the Big Ten, WCHA and NCAA titles in the same season.

(Parts of this game story were taken from the March 27, 1977 Wisconsin State Journal article written by Jay Poster.)

Game Summary

Period 1.....time
UW-Alley 31 (Norwich, Eaves), ppg.....2:29
UW-Herbst 14 (Norwich, Lundeen).....9:27
UW-M. Johnson 35 (Eaves, Alley), ppg...15:12
MI-Maurer (Manery, R. Palmer), ppg....16:13

Period 2.....time
MI-DeBol (Maurer, R. Palmer), ppg.....1:33
UW-Meeker 26 (M. Johnson, B. Suter)....2:54

Period 3.....time
UW-M. Johnson 36 (Grauer, Meeker)....1:10
MI-Miller (DeBol, Todd).....1:36

MI-DeBol (Thayer).....2:14
MI-Waymann (Maurer).....14:22

Overtime.....time
UW-Alley 32 (Eaves, Ulseth).....0:23

Penalties
Wisconsin.....9-18
Michigan.....6-12

Score By Period
Wisconsin 3 1 1 1 = 6
Michigan 1 1 3 0 = 5

Saves by Period
Baretta (UW) 10 12 12 0 = 34
Palmer (MI) 8 9 7 0 = 24

Shots on Goal
Wisconsin 11 10 8 1 = 30
Michigan 11 13 15 0 = 39

Power Plays
Wisconsin.....2-4
Michigan.....2-7

Attendance: 14,437

NCAA Championship History

1981 NCAA CHAMPIONS

"Back Door Badgers Exit Out Front"

Duluth, Minn. (Duluth Arena) • March 28, 1981
1981 Championship Game • Wisconsin 6, Minnesota 3

They were playing for the national championship; playing, without question, the biggest hockey game of their young lives. But they forgot how to act. For three days, you see, everyone had been telling them how to act. They said that they didn't belong in Duluth — these Back Door Badgers. They said they didn't belong in the same building, the same county or the same state with a team of the stature of Minnesota. Yet, before taking the ice in the title match against the Gophers, they somehow forgot where they were, how they got there and who they were playing. They forgot how to act.

Whenever the discussion got too serious in the locker room, a freshman winger by the name of Ted Pearson would crack a joke or taunt a teammate.

They were not cocky, but they were confident. They were not frivolous, but they were loose. And, in the end, they were the 1981 NCAA Champions by virtue of a stunning 6-3 victory over Minnesota in the tournament finals at the Duluth Arena.

"We proved that we are the No. 1 team in the country, and no one can tell us anything differently now," said junior Ron Vincent. "We beat a bunch of all-Americans with a bunch of no-names."

"We showed a lot of character and poise," said captain Jay McFarlane. "We did it with 20 players, not just one or two."

And, of course, they did it the hard way, which, it would seem, is the only way that this team knew how to do things.

The Badger trifecta included wins over Clarkson College (the ECAC champion and the No. 1 seed in the East); Northern Michigan (the CCHA champion and the No. 2 seed in the West), and Minnesota (the WCHA champion and the No. 1 seed in the West).

Two weeks after they had been eliminated by Colorado College in the first round of the WCHA playoffs and one week after they had been chosen as an at-large entry to the tournament by an NCAA selection committee, the Badgers defeated Clarkson in the quarterfinals in Potsdam, N.Y. to advance to the finals.

In Duluth, the Badgers whipped Northern Michigan, 5-1 in the semis to set up the showdown with the Gophers, who had beaten the Badgers three out of four times during the regular season.

(Parts of this story were taken from the March 30, 1981 Capital Times article written by Mike Lucas.)

1980-81 ROSTER

No.	Name (position)
1	Terry Kleisinger (g)
1	Kip Pendleton (g)
2	Jay McFarlane (d)
3	Steve McKenzie (d)
4	Pat Ethier (d)
5	Theran Welsh (d)
6	Jeff Andringa (d)
7	Todd Lecy (f)
8	Randy Keller (d)
9	Lexi Doner (f)
10	John Newberry (f)
11	Peter Johnson (f)
12	John Johansson (f)
13	Tim Sager (f)
14	Ed Repins (d)
15	Dan Gorowsky (f)
16	Scott Lecy (f)
17	Ken Keryluk (f)
19	Brian Mullen (f)
20	Ron Vincent (f)
22	Jon Morgan (f)
23	Scott Sabo (f)
24	Ted Pearson (f)
25	Bruce Driver (d)
26	Ed Lebler (f)
27	Brad Benson (f)
30	Jamey Gremore (g)
30	Marc Behrend (g)

Head Coach Bob Johnson
Assistant Coach Grant Standbrook
Assistant Coach Tom Osenton

Game Summary

Period 1.....time
UW-Gorowsky 12 (Newberry, Vincent) ...9:24
UW-Newberry 29 (Vincent, Welsh), ppg...14:49
UW-Lebler 26 (Ethier).....19:49

Period 2.....time
UW-Pearson 6 (Lebler, Newberry).....9:23
MN-Erickson (Ulseth, Knoke).....12:37
UW-Newberry 30 (S. Lecy, Vincent), ppg..14:27

Period 3.....time
MN-Knoke (Jensen, A. Broten), ppg.....0:10
MN-Erickson (Hartzell, A. Broten), ppg..16:09

UW-Lebler 27 (Driver), eng18:40

Penalties

Wisconsin10-20
Minnesota.....6- 12

Score By Period

Wisconsin 3 2 1 = 6
Minnesota 0 1 2 = 3

Saves by Period

Behrend (UW) 8 9 13 = 30
Butters (MN) 8 12 13 = 33
Jetland (MN) x x 3 = 3

Shots on Goal

Wisconsin 11 14 17 = 42
Minnesota 9 10 15 = 34

Power Plays

Wisconsin2-4
Minnesota2-8

Attendance: 5,681

NCAA Championship History

1982-83 ROSTER

No.	Name (position)
1	Terry Kleisinger (g)
2	Jan-Ake Danielson (d)
4	Pat Ethier (d)
6	Jeff Andringa (d)
8	Ernie Vargas (c-w)
10	Jac de St. Phalle (w)
11	Jim Johannson (lw)
12	John Johannson (c)
13	Tom Carroll (rw)
14	Matt Walsh (d)
16	Paul Houck (rw)
17	Marty Wiitala (c)
18	Steve Tschipper (w)
19	Ted Pearson (lw)
20	Dave Maley (lw)
21	Chris Chelios (d)
22	Tom Ryan (w)
23	Scott Sabo (rw)
24	Eric Faust (d)
25	Bruce Driver (d)
26	Pat Flatley (rw)
27	Marc Behrend (g)
28	Paul Houston (c)
30	Gary Baxter (g)
33	Tim Sager (c)

Head Coach.....Jeff Sauer
 Assistant Coach.....Bill Howard
 Assistant Coach.....Grant Standbrook

1983 NCAA CHAMPIONS

"Badgers Put Title On Ice"

Grand Forks, N.D. (Winter Sports Center) • March 26, 1983
 1983 Championship Game • Wisconsin 6, Harvard 2

Wisconsin won its fourth NCAA hockey championship, defeating Harvard, 6-2, with a final-period flurry in which the Badgers scored four goals. More than any other person, goalie Marc Behrend won the game with still another spectacular performance in the nets.

Behrend was tough in the first two periods, when Wisconsin nursed one-and two-goal leads. In the final period, Wisconsin blew the game open with goals by Paul Houston, Bruce Driver, Houston and John Johannson. Johannson scored his goal in an empty net.

It was particularly a sweet victory for Coach Jeff Sauer, who really should not have been expected to produce a winner in his first year.

As he waited for the trophy, he mopped his face the same way his predecessor, Bob Johnson, used to. Sauer, in a quick interview, said once his team was ahead, 2-0, "we wanted to play a good defensive game."

Behrend, who seemed to save his best hockey for postseason play, was named the tournament's most valuable player, the same honor he won when the Badgers won the title in 1981 in Duluth, Minn. He declined to differentiate between the victory he orchestrated in 1981 and this one. "They are both pretty special," Behrend said, but he admitted this run for the national roses was a bit of a surprise. "There is no way I thought at the start of the year that we would go all they way," he said. "I thought that this would be a transition year and that I would simply have to be happy with it."

Sauer, pausing long enough to analyze the victory, said: "We were stronger and bigger, and we were able to use that strength to win."

While Behrend was named the tournament's MVP, Paul Houck, Chris Chelios and Pat Flatley were also named to the all-tournament team.

Flatley got Wisconsin off to a first-period lead on a power-play goal 7 minutes, 9 seconds into the game, and for a while it looked as if the final might be another 1-0 struggle like the Badgers went through with Providence in the semifinals.

But at 16:09 of the second period, Flatley grabbed the puck in a melee in front the Harvard net and fired it in for the 2-0 lead. Things looked even better when Houston pushed in a rebound only three minutes into the final period.

It looked like a piece of cake.

But Harvard was playing like it wanted to win a national championship, too, and when it closed the margin to 4-2, the issue was still in doubt. The big goal was scored by Houston on a power play at 18:36, which put the Badgers ahead, 5-2.

(Parts of this story were taken from the March 27, 1983 Wisconsin State Journal article written by Glenn Miller)

Game Summary

Period 1.....time
 UW-Flatley 24 (Houck, Driver), ppg.....7:03

Period 2.....time
 UW-Flatley 25 (Houston, Maley).....16:09

Period 3.....time
 UW-Houston 20 (Maley, Flatley).....3:00
 H-Fusco (Sheehy, Kukulowicz).....8:54
 UW-Driver 16 (Sabo, Wiitala).....11:35
 H-Kukulowicz (Sheehy).....12:22
 UW-Houston 21 (Driver, Maley), ppg.....18:39
 UW-Jo. Johannson 22 (Behrend), shg.....19:21

Penalties

Wisconsin.....5-10
 Harvard.....7-14

Score By Period

Wisconsin.....1 1 4 = 6
 Harvard.....0 0 2 = 2

Saves by Period

Behrend (UW).....9 10 5 = 24
 Blair (H).....13 9 9 = 31

Shots on Goal

Wisconsin.....14 10 13 = 37
 Harvard.....9 10 7 = 26

Power Plays

Wisconsin.....2-6
 Harvard.....0-4

Attendance: 6,000

NCAA Championship History

1990 NCAA CHAMPIONS

"The Year Of The Badger"

Detroit, Mich. (Joe Louis Arena) • April 1, 1990
1990 Championship Game • Wisconsin 7, Colgate 3

They sat in their cramped, hot dressing room at Joe Louis Arena with lumps in their throats, tears in their eyes and a sense of determination so profound that their innermost feelings simply could not be disguised.

"I just walked around the locker room and looked in everyone's eyes," said Tom Sagissor, the outspoken senior wing. "I saw a lot of heart, saw a lot of dignity, a lot of pride. I saw guys who wanted to win."

One man's vision has never been more keen. Spurred on by the combination of talent, a strong spirit of friendship and a firm belief that they would not be denied after two near misses, the Badgers whipped Colgate, 7-3, to win the NCAA title.

A season that began on Labor Day and ended on April Fool's Day produced a 36-9-1 record and the fifth national championship in school history.

John Byce scored three goals, the once-comatose playoff power-play clicked four times and an overall constitution that was both tougher, quicker and more experienced than the opponent were the primary reasons the Badgers won the second national title under Coach Jeff Sauer.

Chris Tancill, the tournament's most valuable player, Gary Shuchuk, Dennis Snedden and Rob Andringa accounted for the other goals for Wisconsin, which surged to a 4-1 lead after one period and kept its distance.

Duane Derksen recorded 21 saves and got considerable assistance from a seemingly fearless set of defensemen who limited the Red Raiders (31-6-1) to 10 shots on goal in the first two periods.

The championship culminated a season that started with seven seniors — Sagissor, Byce, Tancill, Shuchuk, Rob Mendel, Mark Osiecki and Steve Rohlik — designating Sunday as their target date. Along the way they won the Western Collegiate Hockey Association regular-season and playoff titles and responded to the pressure by winning 18 of their last 20 games (18-1-1).

"We knew we had one more goal to finish, and if we didn't do it, it would be an unfinished season. We didn't want that to happen." Rohlik, the captain, choked back tears as he talked about what he and his teammates had overcome.

"There was pressure every night," he said. "Everyone would say, 'Is Wisconsin that good or aren't they?' That was the big question all year long. 'We came into the season, we set our goals straight, Coach had us working hard, we went from one step to the other and we had one more step on that ladder and we reached it,'" said Rohlik.

They did so by jumping on the slower, less experienced (three freshmen) Colgate defense early and victimizing Dave Gagnon who finished with 13 saves.

Byce converted on the power play 1 minute, 30 seconds into the game, then struck again at 3:23 when he took a bounce pass from Mendel and zoomed in alone for a shorthander. Joel Gardner answered with the first of three power play goals for the Red Raiders at 4:58, but Tancill and Andringa came through on man-advantage situations before the end of the period and Wisconsin was off and running.

Colgate Coach Terry Slater admitted his team was affected by the announced crowd of 15,034, more than half of which were very loud UW rooters. Sauer said his club was also affected by the crowd. "Just like playing at home," he said.

(This story appeared in the April 2, 1990 edition of the Wisconsin State Journal and was written by Andy Baggot.)

1989-90 ROSTER

No.	Name (position)
2	Barry Richter (rw-d)
4	Joe Harwell (d)
6	Sean Hill (d)
7	John Parker (c-rw)
8	Chris Nelson (d)
9	Steve Rohlik (lw)
10	Jon Helgeson (lw)
11	John Byce (c)
12	Doug Macdonald (c)
13	Jason Francisco (rw)
14	Joe Decker (rw)
15	Tray Tuomie (c-rw)
16	Gary Shuchuk (c)
17	Rob Mendel (d)
19	Tom Sagissor (lw)
20	Don Granato (c)
21	Rob Andringa (d)
22	Chris Tancill (rw)
23	Rodger Sykes (d)
24	Mark Osiecki (d)
25	Brett Kurtz (c)
26	Kurt Gonce (c-w)
27	Dennis Snedden (lw)
29	Duane Derksen (g)
31	Jon Michelizzi (g)
Head Coach Jeff Sauer	
Assistant Coach Mike Kemp	
Assistant Coach Peter Johnson	
Assistant Coach Bill Howard	

Game Summary

Period 1	time
UW-Byce 25 (Hill, Andringa), ppg.	1:30
UW-Byce 26 (Mendel), shg.	3:23
CU-Gardner 26 (Dupere, Spott), ppg.	4:58
UW-Tancill 39 (Andringa, Hill), ppg.	7:33
UW-Andringa 9 (Hill, Macdonald), ppg.	14:53

Period 2	time
UW-Snedden 10 (Kurtz, Osiecki)	5:03
CU-Poapst 4 (Gardner), ppg.	9:42
UW-Shuchuk 41 (Richter, Rohlik), ppg.	13:09

Totals

Period 3	time
CU-Cooke 17 (Woodcroft, Lillie), ppg.	9:36
UW-Byce 27 (unassisted), eng.	19:18

Penalties	
Wisconsin	14-28
Colgate	18-44

Score By Period	
Wisconsin	4 2 1 = 7
Colgate	1 1 1 = 3

Saves by Period	
Derksen (UW)	4 4 13 = 21


Michelizzi (UW)	x	x	0	=	0
Gagnon (CU)	6	5	2	=	13

Shots on Goal	
Wisconsin	10 7 3 = 20
Colgate	5 5 14 = 24

Power Plays	
Wisconsin	4-9
Colgate	3-6

Attendance: 15,034

Badger Coaches



BOB JOHNSON



JOHN RILEY



W.R. BRANDOW



JOHN FARQUHAR



ART THOMSEN

JEFF SAUER



YEAR-BY-YEAR RECORDS

PRE-MODERN ERA (1921-35)

Year	Coach	Overall Record			
		W	L	T	Pct.
1921-22	Dr. A.C.Viner	0	8	0	.000
1922-23	Dr. A.C.Viner	3	5	3	.409
1923-24	Robert Blodgett	3	9	1	.269
1924-25	Kay Iverson	1	7	1	.167
1925-26	Kay Iverson	8	3	4	.667
1926-27	W.R. Brandow	1	9	0	.100
1927-28	John Farquhar	5	7	4	.438
1928-29	John Farquhar	11	7	2	.600
1929-30	John Farquhar	5	6	1	.458
1930-31	Spike Carlson	4	6	1	.409
1931-32	Art Thomsen	1	3	0	.250
1932-33	Art Thomsen	0	9	0	.000
1933-34	Art Thomsen	3	4	1	.438
1934-35	Art Thomsen	5	6	0	.455

WCHA Record

W L T Pct. Place

The Badgers were members of the Western Intercollegiate Hockey League (WIHL) from 1921-35.



SPIKE CARLSEN

Edwin "Spike" Carlson coached the Badger hockey team for one season from 1930-31 after serving as an assistant coach under John Farquhar in 1929-30 and playing for the UW in the years 1922-23. Carlson was a strong proponent of hockey returning to Wisconsin in the 60's. The Badgers' annual team MVP Award is named after Carlson.

Coaching Records

COACHES' CAREER RECORDS

Robert Blodgett3-9-1
 W.R. Brandow1-9-0
 Spike Carlsen4-6-1
 John Farquhar21-20-7

Kay Iverson.....9-10-5
 Bob Johnson267-175-23
 John Riley*.....34-19-3
 Bill Rothwell12-24-2

Jeff Sauer.....379-230-32
 Art Thomsen*17-27-4
 A.C. Viner.....3-13-3
 *Co-coaches during 1963-64

THE MODERN ERA

Year	Coach(es)	W	L	T	Pct.	W	L	T	Pct.	Place	Home	Away	Neutral
1963-64	Art Thomsen & John Riley	8	5	3	.594						6-5-2	2-0-1	0-0-0
1964-65	John Riley	14	9	0	.609						11-6-0	3-3-0	0-0-0
1965-66	John Riley	12	9	0	.571						10-6-0	2-3-0	0-0-0
1966-67	Bob Johnson	16	10	0	.615						11-5-0	4-4-0	1-1-0
1967-68	Bob Johnson	21	10	0	.677						13-4-0	7-4-0	1-2-0
1968-69	Bob Johnson	22	10	2	.676						13-5-1	8-4-1	1-1-0
1969-70	Bob Johnson	23	11	0	.676	12	10	0	.545	4th	9-5-0	7-5-0	7-1-0
1970-71	Bob Johnson	20	13	1	.603	13	9	0	.591	3rd	12-4-0	4-8-1	4-1-0
1971-72	Bob Johnson	27	10	1	.724	20	8	0	.714	2nd	15-4-1	9-5-0	3-1-0
1972-73	Bob Johnson	29	9	2	.750	18	9	1	.661	3rd	19-1-0	6-8-2	4-0-0
1973-74	Bob Johnson	18	13	5	.569	12	11	5	.518	5th	10-6-4	8-7-1	0-0-0
1974-75	Bob Johnson	24	12	2	.658	19	11	2	.625	4th	16-6-0	8-6-2	0-0-0
1975-76	Bill Rothwell	12	24	2	.342	11	19	2	.375	7th	6-12-0	6-12-2	0-0-0
1976-77	Bob Johnson	37	7	1	.833	26	5	1	.828	1st	22-5-0	13-2-1	2-0-0
1977-78	Bob Johnson	28	12	3	.686	21	9	2	.688	2nd	18-5-2	10-5-1	0-2-0
1978-79	Bob Johnson	25	13	3	.646	19	11	2	.625	T3rd	16-6-1	9-7-2	0-0-0
1979-80	Bob Johnson	15	20	1	.431	12	18	0	.400	9th	10-9-1	4-10-0	1-1-0
1980-81	Bob Johnson	27	14	1	.655	17	11	0	.607	2nd	17-7-0	8-7-1	2-0-0
1981-82	Bob Johnson	35	11	1	.755	18	7	1	.712	2nd	22-5-1	12-5-0	1-1-0

UNDER JEFF SAUER

1982-83	Jeff Sauer	33	10	4	.745	15	9	2	.615	3rd	20-4-1	11-6-3	2-0-0
1983-84	Jeff Sauer	21	17	1	.551	11	14	1	.442	4th	14-8-0	7-9-1	0-0-0
1984-85	Jeff Sauer	25	17	0	.595	20	14	0	.588	3rd	16-8-0	9-9-0	0-0-0
1985-86	Jeff Sauer	27	15	0	.643	23	11	0	.676	3rd	18-4-0	9-11-0	0-0-0
1986-87	Jeff Sauer	23	18	1	.560	17	17	1	.500	T3rd	15-7-0	8-11-1	0-0-0
1987-88	Jeff Sauer	30	13	2	.689	22	12	1	.643	2nd	20-5-1	6-8-1	4-0-0
1988-89	Jeff Sauer	25	16	5	.598	17	13	5	.557	3rd	15-6-3	9-9-2	1-1-0
1989-90	Jeff Sauer	36	9	1	.793	19	8	1	.696	1st	20-3-1	10-6-0	6-0-0
1990-91	Jeff Sauer	26	15	3	.625	19	11	2	.625	3rd	16-5-1	8-8-2	2-2-0
1991-92	Jeff Sauer	27	14	2	.651	19	11	2	.625	2nd	15-3-1	6-9-1	6-2-0
1992-93	Jeff Sauer	24	15	3	.607	18	11	3	.609	2nd	12-6-2	10-5-1	2-4-0
1993-94	Jeff Sauer	26	15	1	.631	19	12	1	.609	3rd	14-6-0	7-6-1	5-3-0
1994-95	Jeff Sauer	24	15	4	.605	17	11	4	.594	T2nd	14-6-1	6-7-3	4-2-0
1995-96	Jeff Sauer	17	20	3	.463	14	15	3	.484	6th	11-5-0	5-10-3	1-5-0
1996-97	Jeff Sauer	15	21	2	.421	15	15	2	.500	7th	8-7-1	7-10-1	0-4-0
Totals		792	452	60	.630	483	322	44	.595		484-189-25	248-229-35	60-34-0

Badger Moments

PRE-MODERN ERA

1920'S

1922—Hockey officially becomes an intercollegiate sport at the UW. Wisconsin, Michigan and Minnesota form the Western Intercollegiate Hockey League (WIHL).

January 14, 1922—Wisconsin's first hockey game is a 4-1 loss to the Milwaukee Athletic Club.

January 20, 1922 — With a 1-0 decision over visiting Michigan, the Badgers notch their first victory.

January 21, 1927 — The Badgers play their first international game, losing to the University of Manitoba, 7-0.


March 4, 1927 — Wisconsin and Michigan play in the first American intercollegiate hockey game ever played outside the United States.

1928-29 — Under head coach John Farquhar, the UW records its first and only 10-win season of the pre-modern era with a 10-7-2 mark.

1930'S

1931 — Art Thomsen takes over as head coach of the Badgers, leading the team until the 1935 season. Nearly 30 years later, Thomsen becomes a co-coach for the 1963-64 UW squad when hockey is reinstated at Wisconsin.

1933 — Due to the depression, hockey is dropped after 12 years of existence as an intercollegiate sport. The Badgers continue to play in the WIHL until 1935.



CONFERENCE CHAMPS

The 1925-26 UW team, coached by Kay Iverson, posted the school's first winning season with an 8-3-4 mark and a first-place finish in the WIHL.

THE MODERN ERA BEGINS

The 1963-64 Badger squad was co-coached by Bill Riley and Art Thomsen and was the first team in the modern era of Badger hockey.



MODERN ERA

1960'S

March, 1962 —Athletic Director Ivan Williamson announces the return of hockey as an intercollegiate sport after a 28-year absence.

November 29, 1963 — Wisconsin suffers a 13-6 loss at the hands of St. Mary's (MN) in the first game played in the modern era of Badger hockey.

December 6, 1963 — A rebound goal by Chan Young gives Wisconsin its first modern collegiate victory, a 3-2 ot decision over Macalaster.

December 11, 1964 — To upgrade the program, the Badgers schedule eight games against WCHA teams, but lose all eight.

February 22, 1966 — After 13 straight losses to WCHA teams, the Badgers post a 5-4 overtime victory over Minnesota. Jim Petruzates scores on a breakaway two minutes into overtime.

April 1, 1966 — Following John Riley's retirement, Bob Johnson is named head coach.

March, 1968 — Bert DeHate, a sophomore center, wins the national scoring title with 77 points (47 goals and 30 assists). DeHate has seven hat tricks.

March 30, 1969 — The Badgers join the WCHA.

Badger Moments

1970'S

March, 1970 — Wisconsin places fourth in the WCHA, and third at the NCAA Championship in its first NCAA appearance. Defenseman John Jagger of Sault Ste. Marie, Ontario, becomes the first Badger to earn all-America honors.

March, 1972 — The Badgers make their second appearance at the NCAA Championship in three seasons. The team finishes third.

March 16, 1973 — Wisconsin stuns Cornell, 6-5 in overtime, to advance to the finals of the NCAA Championships. A goal with five seconds left in regulation by Dean Talafofus ties the game. Talafofus then tallies the winner with 33 seconds left in overtime.

March 17, 1973 — With a 4-2 victory over Denver, Wisconsin clinches the 1973 NCAA Championship for the first time in school history.

February 19, 1977 — Wisconsin captures the MacNaughton Cup. With a 6-4 win over Minnesota-Duluth, the Badgers clinch their first WCHA regular-season championship.

March 25, 1977 — The Badgers make it to college hockey's final four. Les Grauer scores the tying goal and Mike Eaves gets the game-winner over New Hampshire (4-3, ot) in the NCAA semifinals.

March 26, 1977 — Steve Alley culminates the Badgers' finest season with a goal 0:23 into overtime to give Wisconsin a 6-5 win over Michigan for the school's second NCAA Championship. Wisconsin finishes the season at 37-7-1, and is the first team to capture the Big Ten, WCHA and NCAA titles in one season. Bob Johnson is named national coach of the year, while his son Mark is named freshman of the year. Three players are named to the all-American squad — defenseman Craig Norwich, goaltender Julian Baretta and center Mike Eaves.

March 25, 1978 — Wisconsin fans take Providence, R.I., by storm for the 1978 NCAA Championship, and are proclaimed the "World's Greatest Hockey Fans" by the city. Mike Eaves concludes his UW career as the school's all-time scoring leader, while he and Mark Johnson earn all-America acclaim.

March, 1979 — The Badgers play before 21 sellout crowds. The average crowd of 8,654 at the Dane County Memorial Coliseum is eight short of a sellout. Mark Johnson, the collegiate player of the year, closes out his Badger career as the top goal scorer (125) in UW history.

ON TO THE CHAMPIONSHIP

Stan Hinkley celebrates a game-winning score by Dean Talafofus to give the UW a 6-5 win in overtime and advance the Badgers to the 1973 NCAA title game. It is the Badgers first appearance in an NCAA championship game.



Badger Moments

1980's

March 27, 1981 — Wisconsin returns to the NCAA Championships for the sixth time since 1970 after defeating the best team in the east, Clarkson, 9-8 in a total goal series at Potdam, N.Y. After a 5-1 win over Northern Michigan in the semifinals, the Badgers advance to the finals for the third time in history.

March 28, 1981 — The Badgers win the NCAA crown for the third time with a 6-3 decision over Minnesota. The Badgers defeat the No. 1 teams in the ECAC (Clarkson), the CCHA (Northern Michigan) and the WCHA (Minnesota). Goaltender Marc Behrend is named tournament MVP.

March 27, 1982 — Wisconsin makes its seventh NCAA Championship appearance, finishing second to North Dakota.

June 1, 1982 — Bob Johnson resigns after 15 years at Wisconsin. He guided the Badgers to three NCAA titles, seven NCAA tourney appearances and the best attendance of any program in the country.

July 8, 1982 — Jeff Sauer, former assistant to Bob Johnson, is named the school's fourth coach.

March 5, 1983 — Sophomores Chris Chelios and Paul Houck score the tying and game-winning goals as the Badgers beat North Dakota, 6-5, in triple overtime to advance to the WCHA Playoff Championships. It is the longest game in school history.

March 12-13, 1983 — The Badgers sweep past Minnesota, 5-1 and 3-2, in Williams Arena to gain the WCHA Playoff Championship and the No. 1 seed in the West.

March 24-26, 1983 — Wisconsin advances past St. Lawrence in the NCAA Quarterfinals to make its third straight appearance in the NCAA

BADGERS WIN

Steve Alley celebrates after scoring the game-winning goal in overtime to give Wisconsin a 6-5 win over Michigan at the 1977 NCAA Championships in Detroit, Mich.



championships. In Grand Forks, N.D., the Badgers claim their fourth NCAA title beating Providence (2-0 in the semifinals) and Harvard (6-2 in finals), both of Hockey East. Senior goaltender Marc Behrend is named the NCAA tournament most valuable player for the second time in his career.


January 7, 1984 — Wisconsin becomes the only American college team to defeat the 1984 U. S. Olympic team (4-2) on its preparation tour.

November 23, 1985 — Wisconsin records its 500th victory since reviving hockey in 1963 with a 6-2 victory over North Dakota in the Coliseum.

December 30, 1987 — Wisconsin beats CCHA members Michigan and Michigan State to win the 23rd annual Great Lakes Invitational tournament before 19,482 at Joe Louis Arena.

March 6-7, 1988 — Wisconsin defeats UND (2-1) and Minnesota (3-2) to claim the first WCHA Playoff Championship.

December 28-29, 1989 — Wisconsin hosts the inaugural Bank One Badger Hockey Showdown. The Badgers defeat Notre Dame (9-3) and Boston College (6-5) to capture the Pettit Cup.



SHOWDOWN SUCCESS

The 1989-90 UW hockey team circles the ice with the Pettit Cup after winning the inaugural Bank One Showdown at the Bradley Center in Milwaukee.

Badger Moments

1990'S

February 16, 1990 — Wisconsin plays its 1,000th game since 1963 in a 6-3 victory at Minnesota.

February 24, 1990 — Wisconsin defeats North Dakota 5-4 in overtime on Chris Tancill's goal in front of a sellout crowd of 8,644 at the Dane County Coliseum. The Badgers' league title is the school's second since 1977.

March 12, 1990 — Wisconsin defeats Minnesota, 7-1, to claim the 1990 WCHA Playoff Championship. It is the UW's ninth WCHA playoff title and second in three years.

March 24, 1990 — Wisconsin completes an NCAA quarterfinal sweep of Maine with a 4-3 overtime win. The win sends the Badgers to Detroit for the 1990 NCAA Championships.

March 30, 1990 — The Badgers down Boston College, 2-1, in an NCAA semi-final game in Detroit as Chris Tancill scores both goals. More than 8,000 Badger faithful make their presence felt in the Motor City.

April 1, 1990 — Coach Jeff Sauer's Wisconsin Badgers whip Colgate, 7-3, to claim the school's fifth NCAA title. Senior John Byce records the hat trick in front of 15,034 at Joe Louis Arena in Detroit. The Badgers finish with a 36-9-1 record, the second most wins in school history. Gary Shuchuk is named first-team all-American, while Chris Tancill is the tournament MVP.

April 2, 1990 — More than 5,000 enthusiastic Wisconsin hockey fans turn out at the UW Fieldhouse for a pep rally to honor the 1989-90 NCAA Champions.

December 29, 1990 — The Badgers claim their second Bank One Badger Hockey Showdown title, defeating North Dakota (3-2). The contest drew 17,671 fans, setting a WCHA record for attendance.

DRIVE FOR FIVE

The 1990 NCAA Championship game ... Byce scores his second goal on his way to a hat trick ... Wisconsin beats Colgate, 7-3, to win the 1990 NCAA title.



Photo by Todd Rosenberg

December 28-29, 1991 — Wisconsin wins its third straight Bank One Badger Showdown title. The Badgers defeat No. 1-ranked Maine (3-2) for the title.

April 2-4, 1992 — Wisconsin defeats Michigan (4-2) to move into the NCAA championship game against Lake Superior St. The Badgers lose (5-3) but become the lowest seeded team to advance to the title game. It is the UW's second final four appearance in three years.

March 26-27, 1993 — Wisconsin receives its sixth straight NCAA bid, traveling to Detroit for the NCAA Regionals. The UW defeats Miami (3-1) before dropping a 4-3 overtime decision to Michigan.

March 25-26, 1994 — With its seventh consecutive bid to the NCAA tournament, Wisconsin travels to Albany, N. Y. for the East Regional. The Badgers handle Western Michigan 6-3, but lose to top-ranked Boston University, 4-1.

March 17-18, 1995 — With victories over Denver and regular-season champion Colorado College, the Badgers claim the 1995 Broadmoor Trophy and the WCHA Playoff title. The championship earns Wisconsin its eighth straight NCAA appearance and 12th league playoff title.

March 8, 1997 — Wisconsin and Colorado College make college hockey history playing in the longest collegiate men's game ever. The game lasts 5 hours and 24 minutes, starting at 7:35 and ending at 12:59. The teams play until the 9:30 mark of the fourth overtime before the Tigers score to win 1-0. The Badgers' Kirk Daubenspeck sets a league and school record with 75 saves.



HOMETOWN HERO

Chris Tancill (#22) scores the game-winning goal in a 2-1 win vs. Boston College in the 1990 NCAA semi-finals at Joe Louis Arena in Detroit.

The Bradley Center



Introduction

The Bradley Center is a multi-purpose, public assembly facility located in downtown Milwaukee. A \$90 million venue which opened October 1, 1988, the construction of this showcase for sports and entertainment was a gift from Jane and Lloyd Pettit to the people of the State of Wisconsin. The two city blocks which serve as the site for the Bradley Center were provided by the City of Milwaukee.

The building is named in honor of Jane Pettit's father, Harry Lynde Bradley, industrialist, inventor, philanthropist and co-founder of the Allen-Bradley Company.

The Site

The Bradley Center neighborhood was part of Kilbourntown, one of three 1835 settlements that united in 1846 to form the city of Milwaukee (the other two were Juneautown and Walker's Point). Early residents of

ADDRESS

The Bradley Center
Sports and Entertainment Facility
1001 North Fourth Street
Milwaukee, WI 53203-1314

Ticket Information
(414) 227-0893

Kilbourntown included many German immigrants. Usinger's and Turner Hall, neighbors of the Bradley Center, still house the work of several members of the German Panorama painters who had studios in the area in the late 19th century.

The Bradley Center site is approximately six acres and is within walking distance of such luxury hotels as the new Hilton Hotel (formerly the Marc Plaza), the Wyndam and the Hyatt Regency, tournament headquarters for the Bank One Badger Hockey Showdown.

The Design

The Bradley Center features the integration of classical architectural elements with state-of-the-art engineering and technology. The building integrates polished carnelian granite, sandblasted textured concrete, gray glass and black aluminum creating a modern, yet functional building which blends into and complements the eclectic architecture of the buildings surrounding it.

The Bradley Center

THE BRADLEY CENTER WISCONSIN'S HOME AWAY FROM HOME

Seating

Seating in the Bradley Center is comfortably arranged in an oblong octagon, which provides spectators with an unrestricted view of the playing surface and the centrally-located four-sided Sony JumboTron scoreboard.

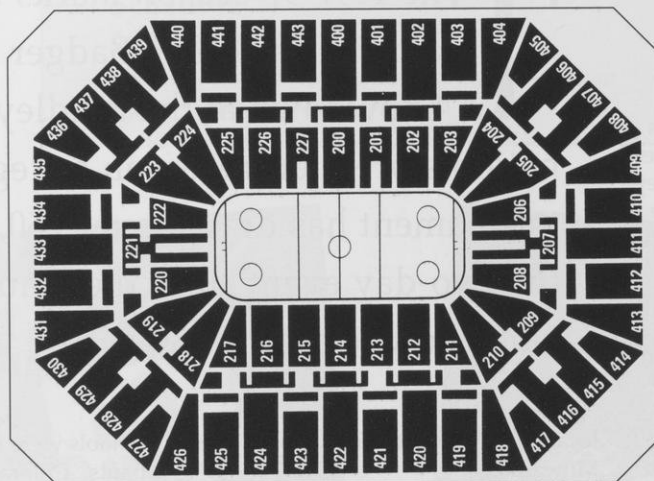
The Lower Level (200 level) begins behind the hockey dashboards and extends 21 rows up to the Suite Level (300 Level). The Upper Level (400 Level) extends to a maximum of 21 rows up from the Suite Level. Fans reach the three concourses via 16 escalators and two elevators. In addition, there are 12 concession stands, four merchandise stands, and 28 public restrooms. The arena houses separate team facilities for the IHL's Milwaukee Admirals, the NBA's Milwaukee Bucks and the Marquette Golden Eagles.

The seating capacity for hockey is approximately 17,800.

College Hockey at the Bradley Center

The Bradley Center is the site of the nation's premier collegiate hockey holiday tournament, the Bank One Badger Hockey Showdown. In the eight-year history of the tournament, more than 250,000 fans have witnessed Badger hockey at the Bradley Center. Twenty-three teams, representing all four collegiate hockey conferences, have taken part in the two-day event.

The Bradley Center has also hosted both the 1993



THE BRADLEY CENTER
SEATING DIAGRAM

and 1997 NCAA Championships. The 1993 event sold out three months after tickets went on sale, the fastest sell out of an NCAA hockey championship in history. Last year the Bradley Center was the site of an historical weekend for college hockey. The college hockey world celebrated 50 years of the NCAA Championships with a spectacular weekend of festivities, reunions and highlighted by both current and former athletes and coaches that had taken part in the Championships over the past 50 years.

Accommodations

The Bradley Center is an accessible facility with a variety of accommodations for guests with limited mobility and other special needs.

The Bradley Center Administrative Office is equipped with TDD, call (414) 227-0445 to receive event information or to place a ticket order. The Center has a transmitter that allows patrons with hearing impairments to hear the home team's radio broadcast. Any patron who wishes to bring his own radio may do so. Limited wheelchair transport service to and from entrances to seating can be made available.

Special ticketing arrangements, such as orders for wheelchair platforms or aisle seating, can be made by calling (414) 227-0893 or by mailing an order to the Bradley Center Ticket Office, 1001 North Fourth Street, Milwaukee, WI 53202-1314.

GETTING TO THE BRADLEY CENTER

Parking is available in the Bradley Center Parking Structure located at 1030 North Sixth Street.

- **Madison/Points West**

Take I-94 east to the 7th Street exit ... travel 3 blocks north to Wells Street ... turn right on Wells to 6th Street ... turn left on 6th ... travel 2 1/2 blocks. BC Parking Structure is located to your right.

- **Chicago/Points South**

Take I-94 north to I-43 ... travel north on I-43 to the Civic Center/Kilbourn Avenue tunnel exit ... at the first traffic light, turn left onto 6th Street ... travel 2 blocks. BC Parking Structure is located to your right.

- **Green Bay/Points North**

Take I-43 south to the 4th and Broadway exit ... follow left lane to 4th Street/Civic Center exit ... exit curves down to the right ... turn right at the traffic light (Juneau Avenue) to 5th Street ... turn left on 5th which curves into Highland. Entrance to the BC Parking Structure is located on your left.

Bank One Showdown

The 1997-98 season marks the ninth year of the Bank One Badger Hockey Showdown. The brainchild of head coach Jeff Sauer, the Showdown has grown into one of college hockey's showcase events.

Praised by coaches, players and fans as one of the best showcases of college hockey talent in the nation, the tourney has become the most successful in the country.

Since the first Bank One Badger Hockey Showdown in 1989, nearly 250,000 fans have witnessed the December spectacle in Milwaukee. An average of 32,857 hockey fans per session come to the city of Milwaukee every holiday to take part in the two-day event.

During the Christmas holiday each year, the Bank One Badger Hockey Showdown is contested at the state-of-the-art, 17,800-seat Bradley Center sports facility. Considered by many to be the premier college hockey facility in the nation, the Bradley Center is

The 1997-98 season marks the ninth annual Bank One Badger Hockey Showdown at the Bradley Center. The nation's premier in-season college hockey tournament has drawn over 250,000 fans to the two-day event since the inaugural Bank One Showdown in 1989.

located in the heart of downtown Milwaukee.

Wisconsin has won five of the eight championships. The Badgers defeated hockey powers Boston College (1989), North Dakota (1990), Maine (1991), Northern Michigan (1993) and Bowling Green State (1994) to win titles. Boston University has won two Pettit Cups

(1992 and 1995) and the University of New Hampshire took home the title most recently (1996).

Strong competition has been a trademark of the tourney. In 1995, Boston University went onto win the NCAA championship after making up part of the Showdown field. Last year, Colorado College, Vermont and New Hampshire were all part of the tournament and all three

schools were NCAA postseason participants. Colorado College made it to college hockey's final four.

This year's field has representatives from all four Division I conferences.


Making its first appearance in the Bank One Badger Hockey Showdown is Harvard (ECAC). The Crimson will take on the Badgers in the first-day action.

Northern Michigan, which joined the CCHA with the start of the 1997-98 season, was also a member of the field in 1993.

Boston College is making its third showing in the Showdown. The Eagles were also participants in the inaugural tourney in 1989 and again in 1992.

Participants in the Bank One Badger Hockey Showdown have come from every Division I conference and from Canada. Hockey East has been represented by Boston College, Boston University, Maine and Providence. From the CCHA, Alaska-Fairbanks, Bowling Green State, Lake Superior State and Miami (Ohio) have participated. The ECAC has been represented by St. Lawrence and Princeton. WCHA rivals Minnesota-Duluth, North Dakota and Northern Michigan have also taken part. The University of Toronto became the first Canadian team to participate in 1991.





1997 BANK ONE BADGER SHOWDOWN FIELD

Boston College • Harvard • Northern Michigan • Wisconsin

Schedule

Saturday, Dec. 27, 1997


5 p.m. — Boston College vs. Northern Michigan

8 p.m. — Wisconsin vs. Harvard

Sunday, Dec. 28, 1997

5 p.m. — Third-Place Game

8 p.m. — Championship Game



DID YOU KNOW ...

- That the Showdown has featured the defending NCAA champion three times in its history, including two years in succession (1994 and 1995)? Lake Superior State was part of the field in 1994 after winning the NCAA title earlier that year. Last year, Boston University entered the Showdown as the defending NCAA champions. The year of the first Showdown, the Badgers went on to win the 1990 NCAA crown.
- That the Showdown has featured the defending NCAA champion three times in its history, including two years in succession (1994 and 1995)? Lake Superior State was part of the field in 1994 after winning the NCAA title earlier that year. Last year, Boston University entered the Showdown as the defending NCAA champions. The year of the first Showdown, the Badgers went on to win the 1990 NCAA crown.
- Of the 32 teams that have been a part of the Showdown, 15 have gone on to qualify for NCAA postseason competition in the same year of their appearance in Milwaukee? Six of those teams have made NCAA quarterfinal appearances.
- The Bank One Badger Hockey Showdown has given fans the opportunity to witness great individual talent? Eleven athletes have been Hobey Baker finalists the same year they competed in the event. Two of those players, David Emma (Boston College, 1989) and Brian Holzinger (Bowling Green St., 1994) won the Hobey Baker Award, given to college hockey's best player.
- Twenty players who have participated in the tournament, have been chosen as Hobey Baker finalists at some point in their careers?

The Showdown

PAST RESULTS

1989

Semi-finals – BC3, UMD2; UW 9, Notre Dame3

Third-Place – UMD 9, Notre Dame 1

Championship – UW 6, BC 3

All-tournament team–*Forwards:* Scott Keller- UMD, Chris Tancill-UW, Gary Shuchuk-UW; *Defenseemen:* Mark Osiecki-UW, Greg Brown-BC; *Goaltender:* Sandy Galuppo-BC; *MVP:* Sandy Galuppo-BC

1990

Semi-finals – UND 8, BGSU 2; UW 3, SLU 0

Third-Place – SLU 6, BGSU 3

Championship – UW 3, UND 2

All Tournament Team – *Forwards:* Dixon Ward-UND, Doug Macdonald-UW, Tray Tuomie-UW; *Defenseemen:* Rob Andringa-UW, Jason Herter-UND; *Goaltender:* Duane Derksen-UW; *MVP:* Duane Derksen-UW

1991

Semi-finals – Maine 4, Toronto 1; UW 6, Yale 1

Third-Place – Yale 9, Toronto 2

Championship – UW 3, Maine 2

All-Tournament Team – *Forwards:* Jason Zent-UW, Mark Kaufman-Yale, Doug Macdonald-UW; *Defenseemen:* Barry Richter-UW, Jason Weinrich-Maine; *Goaltender:* Duane Derksen-UW; *MVP:* Duane Derksen-UW

1992

Semi-finals – BU 4, Miami 3 / UW 10, BC 3

Third-Place – Miami 6, BC 3

Championship – BU 6, UW 3

All-Tournament Team – *Forwards:* David Sacco-BU, Matt Oates-Miami, Doug Friedman-BU; *Defenseemen:* Barry Richter-UW, Kaj Linna-BU; *Goaltender:* J.P. McKersie-BU; *MVP:* David Sacco-BU

1993

Semi-finals – NMU5,PC4;UW 8, UAF 5

Third-place – PC 6, UAF 3

Championship – UW 3, NMU 2

All-Tournament Team – *Forwards:* Mike Harding-NMU, Chris Tucker-UW, Dean Fedorchuk-UAF; *Defenseemen:* Ian Paskowski-PC, Brian Rafalski-UW; *Goaltender:* Jim Carey-UW; *MVP:* Jim Carey-UW

1994

Semi-finals – LSS 5, NE 4; UW4, BGSU 3 (2ot)

Third-Place Game – BGSU 7, NE 4

Championship – UW 6, LSS 4

All-Tournament Team – *Forwards:* Sean Tallaire-LSS, Brian Holzinger-BGSU, Tom Parlon-NE; *Defenseemen:* Brian Rafalski-UW, Mark Strobel-UW; *Goaltender:* Sean Kulick-LSS; *MVP:* Brian Holzinger-BGSU

1995

Semi-finals – BU 10,PU 2; ND 3,UW 2

Third-Place Game – UW 8, PU 3

Championship – BU 7, Notre Dame 3

All Tournament Team – *Forwards:* Shawn Bates-BU, Shawn Carter-UW, Matt Wright-BU; *Defenseemen:* Benoit Cotnoir-Notre Dame, Doug Wood-BU; *Goaltender:* Tom Noble-BU; *MVP:* Shawn Bates-BU.

1996

Semi-finals – CC 6, Vermont 0; UNH 9, UW 7

Third-Place Game – Vermont 5, UW 2

Championship – UNH 4, CC 3

All Tournament Team – *Forwards:* Martin St. Louis-Vermont, Eric Nickulas-UNH, Jason Krog-UNH; *Defenseemen:* Calvin Elfring-CC, Tim Murray-UNH; *Goaltender:* Judd Lambert-CC; *MVP:* Jason Krog-UNH.

KEY

BC-Boston College, BGSU-Bowling Green, BU-Boston University, CC-Colorado College, ND-Notre Dame, NMU-Northern Michigan, PC-Providence College, PU-Princeton, SLU-St. Lawrence, UAF-Alaska Fairbanks, UMD-Minnesota-Duluth, UND-North Dakota, UNH-New Hampshire, UW-Wisconsin

Year-by-Year Attendance

1989
Day 1 13,380
Day 2 16,674
Totals 30,054

1990
Day 1 14,980
Day 2 17,671
Totals 32,651

1991
Day 1 16,867
Day 2 17,711
Totals 34,578

1992
Day 1 17,633
Day 2 17,749
Totals 35,382


1993
Day 1 17,017
Day 2 17,690
Totals 34,707

1994
Day 1 15,712
Day 2 16,350
Totals 32,062

1995
Day 1 14,162
Day 2 14,021
Totals 28,183

1996
Day 1 12,195
Day 2 12,328
Totals 24,523

Totals
Day 1 121,946
Day 2 130,194
Totals 252,140



BADGER RECORDS

Goals

SEASON TOP TEN

ALL GAMES

Name	GP	Goals
1. Mark Johnson (1977-78)	42	48
2. Bert DeHate (1967-68)	31	47
3. Mark Johnson (1978-79)	40	41
Gary Shuchuk (1989-90)	45	41
5. Chris Tancill (1989-90)	45	39
6. John Newberry (1981-82)	39	38
Paul Houck (1982-83)	47	38
8. Bert DeHate (1968-69)	34	36
Mark Johnson (1976-77)	43	36
Paul Ranheim (1987-88)	44	36

WCHA GAMES

Name	GP	Goals
1. Mark Johnson (1977-78)	31	39
2. Mark Johnson (1978-79)	31	28
3. Steve Tuttle (1986-87)	25	27
4. Tony Granato (1984-85)	34	26
Paul Ranheim (1987-88)	34	26
6. Mike Eaves (1977-78)	32	25
Tony Granato (1985-86)	27	25
Tony Granato (1986-87)	35	25
Chris Tancill (1989-90)	28	25
10. Mark Johnson (1976-77)	30	24



GARY SHUCHUK

YEAR-BY-YEAR LEADERS

YEAR	NAME	GP	GOALS
1963-64	Ron Leszczynski, W	12	16
1964-65	Ray Clegg, W	22	27
1965-66	Chuck Kennedy, C	21	13
	Tom Obrodovich, W	21	13
1966-67	Jim Petruzates, W	26	23
	Tom Obrodovich, W	26	23
1967-68	Bert DeHate, C	31	47
1968-69	Bert DeHate, C	34	36
1969-70	Murray Heatley, W	32	25
1970-71	Norm Cherrey, W	34	21
	Murray Heatley, W	24	21
1971-72	Jim Young, W	36	26
1972-73	Gary Winchester, C	40	24
	Norm Cherrey, W	39	24
1973-74	Dennis Olmstead, C	35	22
1974-75	Steve Alley, W	38	23
1975-76	Mike Eaves, C	34	18
1976-77	Mark Johnson, C	43	36
1977-78	Mark Johnson, C	42	48
1978-79	Mark Johnson, C	40	41
1979-80	Ron Vincent, W	35	24
1980-81	John Newberry, C	39	30
	Peter Johnson, W	42	30
1981-82	John Newberry, C	39	38
1982-83	Paul Houck, LW	47	38
1983-84	Paul Houston, C	38	25
1984-85	Tony Granato, C-W	42	33
1985-86	Tony Granato, C-W	33	25
1986-87	Steve Tuttle, RW	42	31
1987-88	Paul Ranheim, LW	44	36
1988-89	John Byce, RW	42	27
1989-90	Gary Shuchuk, C	45	41
1990-91	Doug Macdonald, C	31	20
1991-92	Jason Zent, LW	43	27
1992-93	Dan Plante, RW	42	26
	Jason Zent, LW	40	26
1993-94	Blaine Moore, C	37	21
1994-95	Max Williams, C	43	26
1995-96	Max Williams, C	37	21
1996-97	Brad Englehart, C-W	35	17

MISCELLANEOUS MARKS

Most Goals in a Game

- 5 Bert DeHate vs. Ohio University (2-24-67)
- 5 Mike Meeker vs. Michigan Tech (10-29-77)
- 5 Mark Johnson vs. Michigan Tech (1-27-78)

Most Goals in a Period

- 4 Mark Fitzgerald (2nd) vs. Ohio University (2-24-67)
- 3 16 times
- mr: John Byce (2nd) vs. Michigan Tech (11-5-88)


CAREER TOP TEN

ALL GAMES

Name	GP	Goals
1. Mark Johnson (1976-79)	125	125
2. Bert DeHate (1966-70)	95	108
3. Tony Granato (1983-87)	152	100
4. Mike Eaves (1974-78)	160	94
5. Jason Zent (1990-94)	164	92
6. Paul Ranheim (1984-88)	161	88
7. Gary Shuchuk (1986-90)	177	85
8. Gary Winchester (1970-74)	114	83
Les Grauer (1975-79)	163	83
Scott Lecy (1977-81)	151	83

WCHA GAMES

Name	GP	Goals
1. Mark Johnson (1976-79)	92	91
2. Tony Granato (1983-87)	122	85
3. Mike Eaves (1974-78)	124	72
4. Paul Ranheim (1984-88)	131	68
5. Jason Zent (1990-94)	124	67
6. Les Grauer (1975-79)	124	64
7. Scott Lecy (1977-81)	113	63
8. Ron Vincent (1979-82)	113	57
Gary Shuchuk (1986-90)	132	57
10. Chris Tancill (1986-90)	127	56



CHRIS TANCILL

Assists


SEASON TOP TEN

ALL GAMES

Name	GP	Assists
1. Craig Norwich (1976-77)	44	65
2. Mike Eaves (1977-78)	43	58
3. Theran Welsh (1978-79)	41	54
4. Mike Eaves (1976-77)	45	53
5. Theran Welsh (1979-80)	36	51
6. Tim Thomas (1984-85)	42	50
7. Mark Johnson (1978-79)	40	49
Scott Lecy (1980-81)	40	49
9. Theran Welsh (1977-78)	43	45
Ron Vincent (1980-81)	36	45
Tony Granato (1986-87)	42	45
Andrew Shier (1993-94)	42	45

WCHA GAMES

Name	GP	Assists
1. Craig Norwich (1976-77)	31	49
2. Mike Eaves (1977-78)	32	45
3. Theran Welsh (1979-80)	30	42
4. Mark Johnson (1978-79)	31	41
5. Tim Thomas (1984-85)	34	39
6. Theran Welsh (1978-79)	32	38
Andrew Shier (1993-94)	32	38
8. Mike Eaves (1976-77)	32	37
Theran Welsh (1977-78)	32	37
Tony Granato (1986-87)	35	37
Kelly Fairchild (1993-94)	32	37



CRAIG NORWICH

YEAR-BY-YEAR LEADERS

YEAR	NAME	GP	ASSISTS
1963-64	Ron Leszczynski, W	12	16
1963-64	Ron Leszczynski, W	12	18
1964-65	Ron Leszczynski, W	23	29
1965-66	Chuck Kennedy, C	21	14
1966-67	Don Addison, D	26	28
1967-68	Bob Poffenroth, C	31	34
1968-69	Bob Poffenroth, C	34	29
1969-70	Bob Poffenroth, C	34	32
1970-71	Jim Boyd, C	34	30
1971-72	Gary Winchester, C	38	27
1972-73	Dennis Olmstead, C	40	32
	Dean Talafofus, C-W	40	32
1973-74	Dean Talafofus, C-W	34	29
1974-75	Mike Eaves, C	38	37
1975-76	Craig Norwich, D	32	27
	Norm McIntosh, D	37	27
1976-77	Craig Norwich, D	44	65
1977-78	Mike Eaves, C	43	58
1978-79	Theran Welsh, D	41	54
1979-80	Theran Welsh, D	36	51
1980-81	Scott Lecy, C	42	49
1981-82	Chris Chelios, D	43	43
	Ron Vincent, W	47	43
1982-83	Pat Flatley, W	43	44
1983-84	Jan-Ake Danielson, D	38	36
1984-85	Tim Thomas, D	42	50
1985-86	Dave Maley, W	42	40
1986-87	Tony Granato, C-W	42	45
1987-88	Steve Tuttle, W	45	39
1988-89	Paul Stanton, D	45	29
1989-90	John Byce, C-W	46	44
1990-91	Sean Hill, D	37	32
1991-92	Barry Richter, D	43	29
1992-93	Andrew Shier, W	41	36
1993-94	Andrew Shier, W	42	45
1994-95	Maco Balkovec, D	41	34
	Brian Rafalski, D	43	34
1995-96	Shawn Carter, W-C	40	28
1996-97	Brad Englehart, C-W	35	19

MISCELLANEOUS MARKS

Most Assists in a Game

- 6 Mark Fitzgerald at Lake Forest (2-13-68)
 5 14 times
 mr: Doug Macdonald vs. Colorado College (2-10-90)

Most Assists in a Period

- 4 Don Addison (1st) vs. St. Mary's (1-6-67)
 4 Bob Suter (2nd) vs. Denver (2-3-79)
 3 16 times
 mr: Chris Tancill (2nd) vs. Michigan Tech (11-5-88)


CAREER TOP TEN

ALL GAMES

Name	GP	Assists
1. Theran Welsh (1977-81)	161	194
2. Mike Eaves (1974-78)	160	173
3. Mark Johnson (1976-79)	125	131
Ron Vincent (1979-82)	159	131
5. Scott Lecy (1977-81)	151	127
6. Craig Norwich (1974-77)	114	126
7. Tony Granato (1983-87)	152	120
8. Andrew Shier (1990-94)	146	115
9. Doug Macdonald (1988-92)	152	114
10. Tim Thomas (1981-86)	151	113

WCHA GAMES

Name	GP	Assists
1. Theran Welsh (1977-81)	121	147
2. Mike Eaves (1974-78)	124	134
3. Mark Johnson (1976-79)	92	105
4. Craig Norwich (1974-77)	89	100
5. Tony Granato (1983-87)	122	99
6. Andrew Shier (1990-94)	109	93
7. Scott Lecy (1977-81)	113	91
8. Ron Vincent (1979-82)	113	87
9. Tim Thomas (1981-86)	111	83
10. Paul Ranheim (1984-88)	131	77
Doug Macdonald (1988-92)	102	77



SCOTT LECY

Points

SEASON TOP TEN

ALL GAMES

Name	GP	G	A	Pts
1. Mark Johnson (1978-79)	40	41	49	90
2. Mike Eaves (1977-78)	43	31	58	89
3. Mark Johnson (1977-78)	42	48	38	86
4. Craig Norwich (1976-77)	44	18	65	83
5. Mike Eaves (1976-77)	45	28	53	81
6. Mark Johnson (1976-77)	43	36	44	80
Gary Shuchuk (1989-90)	45	41	39	80
8. Bert DeHate (1967-68)	31	47	30	77
9. Scott Lecy (1980-81)	42	26	49	75
10. Tony Granato (1986-87)	42	28	45	73

WCHA GAMES

Name	GP	G	A	Pts
1. Mike Eaves (1977-78)	32	25	45	70
Mark Johnson (1977-78)	31	39	31	70
3. Mark Johnson (1978-79)	31	28	41	69
4. Craig Norwich (1976-77)	31	14	49	63
5. Tony Granato (1986-87)	35	25	37	62
6. Mark Johnson (1976-77)	30	24	33	57
Mike Eaves (1976-77)	32	20	37	57
8. Tony Granato (1984-85)	34	26	29	55
9. Dave Maley (1985-86)	34	16	36	52
Steve Tuttle (1987-88)	35	23	29	52
Kelly Fairchild (1993-94)	32	15	37	52
Andrew Shier (1993-94)	32	14	38	52



MIKE EAVES

YEAR-BY-YEAR LEADERS

YEAR	NAME	GP	G	A	PTS
1963-64	Ron Leszczynski, W	12	16	18	34
1964-65	Ray Clegg, W	22	27	22	49
1965-66	Chuck Kennedy, C	21	13	14	27
1966-67	Don Addison, D	26	12	28	40
1967-68	Bert DeHate, C	31	47	30	77
1968-69	Bert DeHate, C	34	36	25	61
1969-70	Bob Poffenroth, C	34	19	32	51
1970-71	Jim Boyd, C	34	19	30	49
1971-72	Gary Winchester, C	38	25	27	52
1972-73	Dennis Olmstead, C	40	23	32	55
1973-74	Dennis Olmstead, C	35	22	26	48
1974-75	Mike Eaves, C	38	17	37	54
1975-76	Mike Eaves, C	34	18	25	43
1976-77	Craig Norwich, D	44	18	65	83
1977-78	Mike Eaves, C	43	31	58	89
1978-79	Mark Johnson, C	40	41	49	90
1979-80	Theran Welsh, D	36	7	51	58
1980-81	Scott Lecy, C	42	26	49	75
1981-82	John Newberry, C	39	38	27	65
1982-83	Paul Houck, LW	47	38	33	71
1983-84	Paul Houston, C	38	25	23	48
1984-85	Tony Granato, C-W	42	33	34	67
1985-86	Dave Maley, W	42	20	40	60
1986-87	Tony Granato, C-W	42	28	45	73
1987-88	Steve Tuttle, RW	45	27	39	66
1988-89	John Byce, RW	42	27	28	55
1989-90	Gary Shuchuk, C	42	41	39	80
1990-91	Sean Hill, D	37	19	32	51
1991-92	Doug Macdonald, C	33	16	28	44
	Jason Zent, LW	43	27	17	44
1992-93	Andrew Shier, RW	41	22	36	58
1993-94	Kelly Fairchild, C	42	20	44	64
1994-95	Max Williams, C	43	26	26	52
1995-96	Shawn Carter, W-C	40	17	28	45
1996-97	Brad Englehart, C-W	35	17	19	36

MISCELLANEOUS MARKS

Most Points in a Game

8	Tom French (4-4) vs. Illinois Club (12-13-63)
8	Ron Leszczynski (4-4) vs. Illinois Club (12-13-63)
8	Bert DeHate (5-3) vs. Ohio University (2-24-67)
7	7 times
mr:	John Johansson (2-5) vs. Western Ontario (11-13-81)

Most Points in a Period

5	Bob Suter (2nd) vs. Denver (2-3-79)
5	Brian Mullen (2nd) at North Dakota (3-13-82)
4	10 times
mr:	John Byce (2nd) vs. Michigan Tech (11-5-88)


CAREER TOP TEN

ALL GAMES

Name	GP	G	A	Pts
1. Mike Eaves (1974-78)	160	94	173	267
2. Mark Johnson (1976-79)	125	125	131	256
3. Theran Welsh (1977-81)	161	34	194	228
4. Tony Granato (1983-87)	152	100	120	220
5. Scott Lecy (1977-81)	151	83	127	210
6. Ron Vincent (1979-82)	159	75	131	206
7. D. Macdonald (1988-92)	152	75	114	189
8. Bert DeHate (1966-70)	95	108	80	188
9. Les Grauer (1975-79)	163	83	98	181
10. Paul Houck (1981-85)	165	82	95	177
Paul Ranheim (1984-88)	161	88	89	177

WCHA GAMES

Name	GP	G	A	Pts
1. Mike Eaves (1974-78)	124	72	134	206
2. Mark Johnson (1976-79)	92	91	105	196
3. Tony Granato (1983-87)	122	85	99	184
4. Theran Welsh (1977-81)	121	26	147	173
5. Scott Lecy (1977-81)	113	63	91	154
6. Paul Ranheim (1984-88)	131	68	77	145
7. Ron Vincent (1979-82)	113	57	87	144
8. Craig Norwich (1974-77)	89	33	100	133
9. Les Grauer (1975-79)	124	64	68	132
10. Andrew Shier (1990-94)	109	38	93	131



THERAN WELSH

Power-play Goals

SEASON TOP TEN

ALL GAMES

Name	GP	PPG
1. Mark Johnson (1976-77)	43	17
Peter Johnson (1980-81)	42	17
Chris Tancill (1989-90)	45	17
4. Mark Johnson (1977-78)	42	16
Peter Johnson (1981-82)	44	16
6. Scott Lecy (1978-79)	35	15
Paul Ranheim (1987-88)	44	15
8. Paul Houck (1982-83)	47	14
Doug Macdonald (1988-89)	44	14
10. Ron Griffin (1979-80)	36	13
Tony Granato (1985-86)	33	13

WCHA GAMES

Name	GP	PPG
1. Mark Johnson (1977-78)	31	14
Paul Ranheim (1987-88)	34	14
3. Les Grauer (1978-79)	30	13
Scott Lecy (1978-79)	26	13
5. Mike Eaves (1976-77)	32	12
Steve Tuttle (1987-88)	35	12
John Byce (1988-89)	31	12
8. Mark Johnson (1976-77)	30	11
Mike Eaves (1977-78)	32	11
Chris Tancill (1989-90)	28	11



PETER JOHNSON

YEAR-BY-YEAR LEADERS

YEAR	NAME	PPG
1963-64	Tom French, W	4
	Chan Young, W-C	4
1964-65	Ray Clegg, W	8
1965-66	Don Addison, D	3
	Jeff Carlson, C-W	3
1966-67	Tom Obrodovich, W	8
1967-68	Bob Poffenroth, C	6
1968-69	John Jagger, D	7
1969-70	Bob Poffenroth, C	6
1970-71	Murray Heatley, W	7
1971-72	Jim Young, W	6
1972-73	Lloyd Bentley, C	10
1973-74	Dave Olmstead, C	8
1974-75	Don DePrez, W	12
1975-76	Craig Norwich, D	10
1976-77	Mark Johnson, C	17
1977-78	Mark Johnson, C	16
1978-79	Scott Lecy, C	15
	Les Grauer, W	15
1979-80	Ron Griffin, D	13
1980-81	Peter Johnson, W	17
1981-82	Peter Johnson, W	16
1982-83	Paul Houck, W	14
1983-84	Paul Houston, C	9
1984-85	Tony Granato, C	13
1985-86	Tony Granato, C	7
1986-87	Paul Ranheim, W	12
1987-88	Paul Ranheim, W	15
1988-89	Doug Macdonald, C	14
1989-90	Chris Tancill, C-W	17
1990-91	Barry Richter, D	9
1991-92	Jason Zent, LW	11
1992-93	Barry Richter, D	9
1993-94	Blaine Moore, C-W	9
1994-95	Mike Strobel, W	10
1995-96	Mickey Elick, D	8
	Mike Strobel, W	8
1996-97	Darren Haley, W	5

MISCELLANEOUS MARKS

Most Power-play Goals in a Game

3	Lloyd Bentley vs. Michigan State (2-10-73)
3	Les Grauer vs. Minnesota (1-20-79)
3	Scott Lecy vs. Notre Dame (3-3-79)
3	Steve Tuttle vs. Boston University (1-2-87)
3	John Byce vs. Michigan Tech (11-5-88)

CAREER TOP TEN

ALL GAMES

Name	GP	PPG
1. Mark Johnson (1976-79)	125	47
2. Mike Eaves (1974-78)	160	40
3. Scott Lecy (1977-81)	151	37
4. Peter Johnson (1978-82)	153	35
Chris Tancill (1989-90)	173	35
6. Tony Granato (1983-87)	152	33
Doug Macdonald (1988-92)	152	33
8. Les Grauer (1975-79)	163	31
9. Paul Houck (1981-85)	165	29
10. Paul Ranheim (1984-88)	161	28

WCHA GAMES

Name	GP	PPG
1. Mark Johnson (1976-79)	92	33
2. Mike Eaves (1974-78)	124	31
3. Scott Lecy (1977-81)	113	28
4. Tony Granato (1983-87)	122	27
5. Chris Tancill (1986-90)	127	26
6. Paul Ranheim (1984-88)	131	25
7. Les Grauer (1975-79)	124	23
Barry Richter (1989-93)	123	23
9. Steve Tuttle (1984-88)	118	22
10. Craig Norwich (1974-77)	89	21
Tom Ulseth (1974-78)	124	21
Doug Macdonald (1988-92)	102	21



MARK JOHNSON

Game-winning Goals

SEASON TOP TEN

ALL GAMES

Name	GP	GWG
1. John Newberry (1981-82)	38	10
2. Steve Alley (1976-77)	45	9
Mark Johnson (1977-78)	42	9
4. Jim Young (1971-72)	36	8
Mark Johnson (1978-79)	40	8
Chris Tancill (1988-89)	44	8
7. Bert DeHate (1967-68)	31	7
8. six tied with 6		
mr: Mike Strobel (1994-95)	38	6

WCHA GAMES

Name	GP	GWG
1. Mark Johnson (1978-79)	31	7
John Newberry (1981-82)	21	7
3. Mark Johnson (1977-78)	31	6
Dave Lundeen (1976-77)	31	6
Jim Young (1971-72)	26	6
6. Steve Alley (1976-77)	32	5
Tony Granato (1985-86)	27	5
Chris Tancill (1988-89)	33	5
9. many with 4		
mr: Joe Bianchi (1996-97)	31	4

YEAR-BY-YEAR LEADERS

YEAR	NAME	GWG
1963-64	Chan Young, W	2
1964-65	Ray Clegg, W	4
1965-66	Tom Obrodovich, W	3
1966-67	Jim Petruzates, W-C	4
1967-68	Bert DeHate, C	7
1968-69	Bert DeHate, C	6
1969-70	Murray Heatley, W	6
1970-71	four tied with	3
1971-72	Jim Young, W	8
1972-73	Lloyd Bentley, C	5
	Dean Talaious, W	5
1973-74	Dean Talaious, W	3
1974-75	Steve Alley, C	3
	Norm McIntosh, D	3
1975-76	Mike Eaves, C	2
	Rod Romanchuk, W	2
1976-77	Steve Alley, C	9
1977-78	Mark Johnson, C	9
1978-79	Mark Johnson, C	8
1979-80	Chuck Durocher, W	3
	Ron Griffin, W	3
1980-81	John Newberry, W	5
1981-82	John Newberry, W	10
1982-83	Paul Houck, W	8
1983-84	Paul Houston, C	3
	John Johansson, C	3
1984-85	Tony Granato, C	6
1985-86	Tony Granato, C	5
1986-87	Paul Ranheim, W	6
1987-88	Steve Tuttle, W	5
1988-89	Chris Tancill, W	8
1989-90	Doug Macdonald, C	5
	Chris Tancill, W	5
1990-91	Doug Macdonald, C	4
1991-92	Jason Zent, W	5
1992-93	Jason Zent, W	6
1993-94	Jamie Spencer, W	4
1994-95	Mike Strobel, W	6
1995-96	Rick Enrico, W	4
1996-97	Joe Bianchi, C	4

CAREER TOP TEN

ALL GAMES

Name	GP	GWG
1. Mark Johnson (1976-79)	125	20
2. Chris Tancill (1986-90)	173	16
Jason Zent (1990-94)	164	16
4. Bert DeHate (1966-70)	95	15
Tony Granato (1983-87)	152	15
John Newberry (1980-82)	78	15
7. Steve Alley (1972-77)	159	14
Doug Macdonald (1988-92)	152	14
Paul Ranheim (1984-88)	161	14

WCHA GAMES

Name	GP	GWG
1. Mark Johnson (1976-79)	92	16
2. Tony Granato (1983-87)	122	13
3. Paul Ranheim (1984-88)	131	12
4. John Newberry (1980-82)	48	11
Jason Zent (1990-94)	124	11
6. Dave Lundeen (1973-77)	111	10
Chris Tancill (1986-90)	127	10
Doug Macdonald (1988-92)	102	10
9. many with 8		
mr: Joe Bianchi (1994-current)	95	8

Photo by A. Craig Benson



JIM YOUNG



DOUG MACDONALD

Shorthanded Goals


SEASON TOP TEN

ALL GAMES

Name	GP	SHG
1. Norm Cherrey (1972-73)	39	6
2. Brian Mullen (1981-82)	32	5
Paul Houck (1982-83)	47	5
Steve Tuttle (1987-88)	45	5
5. Rod Romanchuk (1977-78)	43	4
Chuck Durocher (1979-80)	36	4
Kurt Semandel (1988-89)	39	4
8. 10 players with three		
mr: Joe Bianchi (1996-97)	37	3

WCHA GAMES

Name	GP	SHG
1. Norm Cherrey (1972-73)	28	6
2. Rod Romanchuk (1977-78)	32	4
Chuck Durocher (1979-80)	30	4
Steve Tuttle (1987-88)	35	4
Kurt Semandel (1988-89)	29	4
6. James Boyd (1970-71)	22	3
Bob Lundeen (1974-75)	30	3
Mike Eaves (1977-78)	32	3
Brian Mullen (1980-81)	28	3
Brian Mullen (1981-82)	19	3
Chris Chelios (1982-83)	26	3
Jason Zent (1992-93)	31	3
Joe Bianchi (1996-97)	37	3



STEVE TUTTLE

YEAR-BY-YEAR LEADERS

YEAR	NAME	SHG
1963-64	John Russo, D	2
1964-65	Don Addison, D	2
1965-66	John Russo, D	2
1966-67	Jim Petruzates, W-C	2
1967-68	Bert DeHate, C	3
1968-69	Jim Boyd, C	3
1969-70	Jim Boyd, C & Norm Cherrey, W	1
1970-71	Jim Boyd, C	3
1971-72	five tied with	1
1972-73	Norm Cherrey, W	6
1973-74	Dave Lundeen, C	1
	Dave Otness, W	1
	Gary Winchester, C	1
1974-75	Bob Lundeen, D	3
1975-76	Mike Eaves, C	2
1976-77	Mike Eaves, C & Norm McIntosh, D	2
1977-78	Rod Romanchuk, W	4
1978-79	Dan Gorowsky, W & Rod Romanchuk, W	2
1979-80	Chuck Durocher, W	4
1980-81	Ken Keryluk, W & Brian Mullen, W	3
1981-82	Brian Mullen, W	5
1982-83	Paul Houck, W	5
1983-84	John Johannson, C	2
1984-85	Paul Houston, C	3
1985-86	Scott Mellanby, W & Marty Wiitala, D-W	2
1986-87	Pat Ford, C	2
	Todd Geisness, W	2
	Steve Tuttle, W	2
1987-88	Steve Tuttle, W	5
1988-89	Kurt Semandel, W	4
1989-90	John Byce, W & Gary Shuchuk, C	2
1990-91	Don Granato, C-W	2
1991-92	Mike Doers, W	2
	Blaine Moore, C-W	2
	Dan Plante, W	2
1992-93	Blaine Moore, C-W & Jason Zent, W	3
1993-94	Blaine Moore, C-W & Brian Rafalski, D	2
1994-95	Joe Bianchi, C	3
1995-96	four tied with	1
1996-97	Joe Bianchi, C	3

MISCELLANEOUS MARKS

Most Shorthanded Goals in a Game

3 Norm Cherrey vs. Minnesota-Duluth (2-17-73)

Most Shorthanded Goals in a Period

2 Norm Cherrey (2nd) vs. Minnesota-Duluth (2-17-73)

2 Dan Gorowsky (3rd) vs. New Hampshire (12-30-78)

CAREER TOP TEN

ALL GAMES

Name	GP	SHG
1. Norm Cherrey (1969-72)	145	9
John Johannson (1980-84)	171	9
3. Brian Mullen (1980-82)	71	8
Steve Tuttle (1984-88)	147	8
5. James Boyd (1968-71)	101	7
Rod Romanchuk (1975-79)	162	7
Mike Eaves (1974-78)	160	7
Paul Houck (1982-83)	165	7
Blaine Moore (1990-94)	141	7
Joe Bianchi (1994-current)	116	7

WCHA GAMES

Name	GP	SHG
1. Norm Cherrey (1969-73)	102	7
2. Brian Mullen (1980-82)	47	6
3. Mike Eaves (1973-78)	124	5
Ron Vincent (1979-82)	81	5
Joe Bianchi (1994-current)	95	5
6. Les Grauer (1975-79)	124	4
Chris Chelios (1981-83)	52	4
Kurt Semandel (1985-89)	110	4
John Byce (1986-90)	124	4
10. many with three		
mr: Mike Strobel (1991-96)	120	3



ROD ROMANCHUK

Penalties

SEASON TOP TEN

ALL GAMES

Name	GP	Pen.
1. Dan Plante (1992-93)	42	56
Jason Zent (1991-92)	43	56
Jason Zent (1993-94)	42	56
4. Gary Suter (1985-86)	39	55
Chris Tok (1994-95)	43	55
6. Sean Hill (1990-91)	37	53
7. Dave Maley (1985-86)	42	52
Garry Bunz (1986-87)	35	52
Paul Stanton (1988-89)	45	52
Dan Plante (1991-92)	40	52

WCHA GAMES

Name	GP	Pen.
1. Gary Suter (1984-85)	31	48
Garry Bunz (1986-87)	33	48
3. Jason Zent (1993-94)	32	46
4. Dave Maley (1985-86)	34	45
5. Sean Hill (1990-91)	26	43
Jason Zent (1991-92)	32	43
Dan Plante (1992-93)	32	43
8. Shaun Sabol (1986-87)	34	42
Chris Tok (1994-95)	32	42
10. Tim Thomas (1985-86)	34	40
Paul Stanton (1988-89)	34	40
Gary Shuchuk (1988-90)	35	40



GARY SUTER

YEAR-BY-YEAR LEADERS

YEAR	NAME	GP	PEN.
1963-64	Bob Busse, D	16	36
1964-65	Bob Busse, D	23	40
1965-66	Don Addison, D	21	26
1966-67	Don Addison, D	26	35
1967-68	Dave Smith, W	28	29
1968-69	Murray Heatley, W	33	35
1969-70	Murray Heatley, W	32	22
1970-71	Jim Johnston, W	34	23
1971-72	Brian Erickson, D	38	30
1972-73	Tom Machowski, D	40	24
1973-74	Brian Engblom, D	36	27
1974-75	Brian Engblom, D	38	29
1975-76	Dave Herbst, C	29	36
1976-77	Bob Suter, D	38	49
1977-78	Bob Suter, D	42	51
1978-79	Bob Suter, D	40	47
1979-80	Jay McFarlane, D	36	30
1980-81	Jay McFarlane, D	42	40
1981-82	Bruce Driver, D	44	38
1982-83	Pat Ethier, D	47	44
1983-84	Gary Suter, D	35	34
1984-85	Gary Suter, D	39	55
1985-86	Dave Maley, W	42	52
1986-87	Garry Bunz, D	35	52
1987-88	Paul Stanton, D	45	41
1988-89	Paul Stanton, D	45	52
1989-90	Tom Sagissor, W	43	46
1990-91	Sean Hill, D	37	53
1991-92	Jason Zent, W	43	56
1992-93	Dan Plante, W	42	56
1993-94	Jason Zent, W	42	56
1994-95	Chris Tok, D	43	55
1995-96	Mickey Elick, D	39	30
1996-97	Brad Englehart, C-W	35	39

MISCELLANEOUS MARKS

Most Penalties in a Game

- 7 Don Addison vs. UW-Superior (11-25-66)
- 6 Bob Suter at North Dakota (11-17-78)
- 6 Tom Sagissor vs. Colorado College (2-10-90)

Most Penalties in a Period

- 5 Gary Suter (3rd) at Maine (12-7-84)
- 5 Tom Sagissor (3rd) vs. Colorado College (2-10-90)
- 4 three times
- mr: Tom Sagissor (2nd) at Minnesota (2-17-89)


CAREER TOP TEN

ALL GAMES

Name	GP	Pen.
1. Jason Zent (1990-94)	164	179
2. Bob Suter (1975-79)	157	177
3. Gary Shuchuk (1986-90)	177	143
4. Chris Tok (1991-95)	144	141
5. Tom Sagissor (1986-90)	162	135
6. Dan Plante (1990-93)	115	133
7. Dave Maley (1982-86)	162	132
Paul Stanton (1985-89)	167	132
9. Maco Balkovec (1991-95)	135	131
10. Ted Pearson (1980-84)	154	126

WCHA GAMES

Name	GP	Pen.
1. Jason Zent (1990-94)	124	140
2. Bob Suter (1975-79)	122	139
3. Gary Shuchuk (1986-90)	132	113
4. Dave Maley (1982-86)	115	105
Paul Stanton (1985-89)	133	105
6. Tom Sagissor (1986-90)	121	104
7. Maco Balkovec (1991-95)	103	103
8. Dan Plante (1990-93)	85	100
9. Sean Hill (1988-91)	87	98
10. Blaine Moore (1990-94)	105	93



PAUL STANTON

Penalty Minutes

SEASON TOP TEN

ALL GAMES

Name	GP	Min.
1. Dan Plante (1992-93)	42	142
2. Dave Maley (1985-86)	42	135
3. Garry Bunz (1986-87)	35	134
Jason Zent (1991-92)	43	134
5. Chris Tok (1994-95)	43	129
6. Paul Stanton (1988-89)	45	126
7. Tim Thomas (1985-86)	42	122
Tom Sagissor (1989-90)	43	122
Sean Hill (1990-91)	37	122
10. Jason Zent (1993-94)	42	120

WCHA GAMES

Name	GP	Min.
1. Dave Maley (1985-86)	34	118
Garry Bunz (1986-87)	33	118
3. Dan Plante (1992-93)	32	108
Jason Zent (1991-92)	32	108
5. Tim Thomas (1985-86)	34	104
Paul Stanton (1988-89)	34	104
7. Sean Hill (1990-91)	26	102
8. Jason Zent (1993-94)	32	100
9. Tom Sagissor (1988-89)	30	99
10. Gary Suter (1984-85)	31	96



GARRY BUNZ

YEAR-BY-YEAR LEADERS

YEAR	NAME	GP	MIN.
1963-64	Bob Busse, D	16	84
1964-65	Bob Busse, D	23	107
1965-66	Dick Keeley, C	19	88
1966-67	Don Addison, D	26	73
1967-68	Dave Smith, W	28	61
1968-69	Murray Heatley, W	33	95
1969-70	Murray Heatley, W	32	58
	Bob Poffenroth, C	34	58
1970-71	Murray Heatley, W	24	48
1971-72	Al Folk, D	38	61
1972-73	Stan Hinkley, W	40	48
	Tom Machowski, D	40	48
1973-74	Brian Engblom, D	36	54
1974-75	Steve Alley, W	38	84
1975-76	Dave Lundeen, C	28	96
1976-77	Dave Lundeen, C	44	110
1977-78	Bob Suter, D	42	105
1978-79	Bob Suter, D	36	93
1979-80	Jay McFarlane, D	36	60
1980-81	Pat Ethier, D	31	78
1981-82	Bruce Driver, D	39	72
1982-83	Ted Pearson, W	32	79
1983-84	Ted Pearson, W	35	60
1984-85	Gary Suter, D	35	104
1985-86	Dave Maley, W	38	129
1986-87	Garry Bunz, D	35	134
1987-88	Paul Stanton, D	45	98
1988-89	Paul Stanton, D	45	126
1989-90	Tom Sagissor, W	43	122
1990-91	Sean Hill, D	37	122
1991-92	Jason Zent, W	43	134
1992-93	Dan Plante, W	42	142
1993-94	Jason Zent, W	42	120
1994-95	Chris Tok, D	43	129
1995-96	Brad Englehart, W	42	67
1996-97	Brad Englehart, W-C	35	89

MISCELLANEOUS MARKS

Most Penalty Minutes in a Game

- 26 Dave Lundeen at Michigan State (3-11-76)
22 Pat Ethier at North Dakota (2-7-81)

Most Penalty Minutes in a Period

- 19 Dave Herbst (2nd) at Denver (1-3-76)
16 Bob Suter (3rd) at Colorado College (1-22-77)

CAREER TOP TEN

ALL GAMES

Name	GP	Min.
1. Jason Zent (1990-94)	164	397
2. Bob Suter (1975-79)	157	377
3. Tom Sagissor (1986-90)	162	338
4. Gary Shuchuk (1986-90)	177	314
5. Paul Stanton (1985-89)	167	310
6. Dan Plante (1990-93)	115	309
7. Dave Lundeen (1973-77)	141	304
8. Chris Tok (1991-95)	144	302
9. Dave Maley (1982-86)	162	301
10. Maco Balkovec (1991-95)	135	297

WCHA GAMES

Name	GP	Min.
1. Jason Zent (1990-94)	124	319
2. Bob Suter (1975-79)	122	298
3. Paul Stanton (1985-89)	133	258
4. Gary Shuchuk (1986-90)	132	254
5. Tom Sagissor (1986-90)	121	249
6. Dave Maley (1982-86)	115	244
7. Maco Balkovec (1991-95)	103	233
8. Dan Plante (1990-93)	85	232
9. Sean Hill (1988-91)	87	221
Blaine Moore (1990-94)	105	221



TOM SAGISSOR

100-Goal Scorers

MARK JOHNSON 1976-79 • 125 GOALS

Wisconsin's all-time leading goal scorer ... in just three seasons and 125 games, scored 125-131-256 ... two-time all-American (1978 and 1979) ... member of gold medal-winning 1980 U.S. Olympic Team ... lead Team USA in scoring with 5-6-11 ... Johnson holds school records for most goals by a freshman (36), most goals by a sophomore (48) and most goals by a junior (41) ... single season scoring leader with 41-49-90 during the 1978-79 season ... played 11 seasons in the NHL ... averaged a goal per game for Wisconsin ... UW career leader in both power-play (47) and game-winning (22) goals.

Year	Games	Goals	Assists	Points
1976-77	43	36	44	80
1977-78	42	48	38	86
1978-79	40	41	49	90
3 years	125	125	131	256

BERT DEHATE 1966-70 • 108 GOALS

Tallied 108-80-188 during his four-year career becoming the first player in UW history to score 100 goals ... ended his career as the Badgers' all-time leading scorer ... played in 95 career games, averaging nearly 2.00 points a game ... the native of St. Paul, Minn., set numerous records while at Wisconsin including most goals (47) and points (77) in a season, most goals (108) and points (188) in a career and most goals in a game (5) ... DeHate also tallied 15 career hat tricks, a record which still stands today ... co-captain of the 1968-69 team.

Year	Games	Goals	Assists	Points
1966-67	10	14	15	29
1967-68	31	47	30	77
1968-69	34	36	25	61
1969-70	20	11	10	21
4 years	95	108	80	188

TONY GRANATO 1983-87 • 100 GOALS

Tony Granato is the most-recent Badger to score 100 career goals ... finished his UW career with 100-120-220 in 152 games ... one of only two players to score 100 goals and tally more than 100 assists at Wisconsin ... Granato was a 1987 second-team all-America selection ... a member of the 1988 U.S. Olympic Team ... entering his 10th year in the NHL ... fourth on the UW's all-time scoring chart ... captain of the '86-87 Badgers.

Year	Games	Goals	Assists	Points
1983-84	35	14	17	31
1984-85	42	33	34	67
1985-86	33	25	24	49
1986-87	42	28	45	73
4 years	152	100	120	220

200-Point Club

Best Save Percentage

Career



MIKE EAVES
1974-78
267 POINTS

First Wisconsin Badger to reach 200 career points ... tallied 94-173-267 in 160 games

... all-time leading scorer for the Badgers in all games (267 points) and WCHA games (206) ... only UW player to tally more than 200 points against WCHA competition ... member of the 1977 NCAA championship team ... owns UW's longest scoring string at 21 straight games set during the 1977-78 season ... first UW forward selected to the all-American team ... native of Windsor, Ont.

Year	Games	Goals	Assists	Points
1974-75	38	17	37	54
1975-76	34	18	25	43
1976-77	45	28	53	81
1977-78	43	31	58	89
4 years	160	94	173	267



MARK JOHNSON
1976-79
256 POINTS

Second all-time leading scorer at Wisconsin ... one of only two players in

UW history to score 100 goals and 200 points ... only member of the 200-point club to reach that plateau in just three seasons ... the 1976-77 WCHA Rookie of the Year ... member of the 1977 NCAA championship team ... tied for WCHA scoring title in 1977-78 with teammate Mike Eaves ... league's leading goal scorer that same year (39) ... averaged 2.05 points per game in career ... native of Madison, Wis.

Year	Games	Goals	Assists	Points
1976-77	43	36	44	80
1977-78	42	48	38	86
1978-79	40	41	49	90
3 years	125	125	131	256



THERAN WELSH
1977-81
228 POINTS

Scored 34-194-228 in 161 games ... Wisconsin's all-time assist leader in all

games (194) and WCHA games (147) ... highest scoring defenseman in UW history ... all-American in 1980 ... member of the 1981 NCAA championship team ... holds records for most assists by a freshman (45) and sophomore (54) ... tallied three assists in one period against Notre Dame (March 3, 1979) ... born in Weldon, Sask.

Year	Games	Goals	Assists	Points
1977-78	43	10	45	55
1978-79	41	7	54	61
1979-80	36	7	51	58
1980-81	41	10	44	54
4 years	161	34	194	228



TONY GRANATO
1977-81
220 POINTS

One of only two Badgers (Badger assistant coach Mark Johnson is the other)

to score 100 goals and 200 points ... finalist for the Hobey Baker Award in 1987 ... first of three Granato brothers to play for the UW ... scored two or more points in 58 career games ... third in WCHA scoring as a sophomore and senior ... led the club in goals and points twice in his career ... native of Downers Grove, Ill.

Year	Games	Goals	Assists	Points
1983-84	35	14	17	31
1984-85	42	33	34	67
1985-86	33	25	24	49
1986-87	42	28	45	73
4 years	152	100	120	220



SCOTT LECY
1977-81
210 POINTS

Scored 83-127-210 in 151 career games ... UW's fifth all-time leading scorer ...

brother, Todd, played for the Badgers from 1979-83 ... led team in scoring (75) during the 1980-81 season ... paced Badgers in power-play goals (15) his sophomore season ... member of 1981 NCAA championship team ... five assists, including three in one period, in games against Western Ontario (Oct. 20, 1978) and Yale (Dec. 28, 1980) ... had three assists in one period on two occasions ... from Rochester, Minn.

Year	Games	Goals	Assists	Points
1977-78	41	13	14	27
1978-79	35	25	31	56
1979-80	33	19	33	52
1980-81	42	26	49	75
4 years	151	83	127	210



RON VINCENT
1978-82
206 POINTS

In 159 career games, Vincent scored 75-131-206 ... averaged 1.30 points per game ...

tied for third (with Mark Johnson) on the UW all-time assist list ... member of 1981 NCAA championship team ... led 1979-80 team in goals (24) ... team co-leader in assists (43) along with teammate Chris Chelios as a senior ... ranked fifth in league scoring (10-26-36) in 1981-82 ... named team MVP following '80-81 campaign ... co-captain (with Peter Johnson) of '81-82 team ... native of Victoria, B. C.

Year	Games	Goals	Assists	Points
1978-79	41	13	21	34
1979-80	35	24	22	46
1980-81	36	20	45	65
1981-82	47	18	43	61
4 years	159	75	131	206

Goaltending Records



NET RESULTS

Duane Derksen holds the Wisconsin record for most career victories by a goaltender. From 1988-92, he recorded 80 wins. During Derksen's career the Badgers were NCAA tourney participants every year, including winning the 1990 NCAA title and finishing as the runners-up in 1992.

Most Saves

Career

3,517 Kirk Daubenspeck (1993-97)
3,222 Duane Derksen (1988-92)
3,024 Dean Anderson (1984-88)
WCHA: 2,760, Kirk Daubenspeck (1993-97)

Season

1,305 Dean Anderson (1987-88)
1,224 Kirk Daubenspeck (1994-95)
1,159 Kirk Daubenspeck (1995-96)
1,148 Mike Richter (1986-87)
WCHA: 981, Dean Anderson (1987-88)

Game

75 Kirk Daubenspeck at CC (3-8-97)
62 Jim Makey at MSU (1-12-73)
62 Kirk Daubenspeck at UMD (1-25-97)

Period

26 Kirk Daubenspeck at UMD (3-8-97)
25 T. Kleisinger vs. Minnesota (11-29-80)

Most Games Played

Career

126 Duane Derksen (1988-92)
121 Kirk Daubenspeck (1993-97)
110 Dean Anderson (1984-88)
WCHA: 96, Kirk Daubenspeck (1993-97)

Season

45 Dean Anderson (1987-88)
42 Duane Derksen (1990-91)
42 Kirk Daubenspeck (1994-95)
WCHA: 35, Dean Anderson (1987-88)

Most Minutes Played

Career

7,444 Duane Derksen (1988-92)
6,966 Kirk Daubenspeck (1993-97)
6,327 Dean Anderson (1984-88)
WCHA: 5,665, Duane Derksen (1988-92)

Season

2,718 Dean Anderson (1987-88)
2,503 Kirk Daubenspeck (1994-95)
WCHA: 2,113, Dean Anderson (1987-88)

Game

129:30 K. Daubenspeck at CC (3-8-97)
81:56 Kirk Daubenspeck at UND (3-2-96)
81:28 Marc Behrend at UND (3-5-83)

Most Victories

Career

80 Duane Derksen (1988-92)
68 Dean Anderson (1984-88)
55 Kirk Daubenspeck (1993-97)
WCHA: 55, Duane Derksen (1988-92)

Season

31 Duane Derksen (1989-90)
30 Dean Anderson (1987-88)
WCHA: 22, Dean Anderson (1987-88)

Best Winning Percentage

Career

.842 (49-8-3), Marc Behrend (1980-83)
.692 (51-21-6), Julian Baretta (1975-79)

Season

.921 (17-1-1), Marc Behrend (1982-83)
.913 (21-2-0), Julian Baretta (1976-77)

Lowest Goals-Against Average

Career

2.49 (39 games), Curtis Joseph (1988-89)
2.64 (62 games), Marc Behrend (1980-83)

Season

2.23 (22 games), Marc Behrend (1982-83)
2.49 (38 games), Curtis Joseph (1988-89)

Goaltending Records

Best Save Percentage

Career

.922 (1061-1155), Curtis Joseph (1988-89)
 .912 (1705-1869), Marc Behrend (1980-83)

Season

.922 (1061-1155), Curtis Joseph (1988-89)
 .920 (562-611), Marc Behrend (1982-83)

Fewest Saves

Game

8 Dave McNab vs UMD (1-16-76)

Period

1 Dick Perkins vs CC (11-17-72)
 1 Julian Baretta vs UMD (1-17-76)
 1 Roy Schultz vs Michigan (11-11-78)
 1 Marc Behrend vs NMU (1-2-82)
 1 Marc Behrend vs CC (2-26-83)

Most Shutouts

Career

9 Terry Kleisinger (1980-84)
 6 Bob Vroman (1967-70)
 6 Duane Derksen (1988-92)

Season

4 Terry Kleisinger (1981-82)

Most Consecutive Starts

55 Kirk Daubenspeck from Dec. 9, 1994
 through Jan. 26, 1996

TOP SAVE PERFORMANCES

Rk.	Goaltender	Saves	Date and Opponent
1.	Kirk Daubenspeck	75	3-8-97 at Colorado College
2.	Jim Makey	62	1-12-73 vs. Michigan State
	Kirk Daubenspeck	62	1-25-97 at Minn.-Duluth
4.	Dick Perkins	55	2-22-74 at North Dakota
5.	Kirk Daubenspeck	54	3-1-96 at North Dakota
6.	Mike Dibble	53	2-20-76 vs. Michigan
7.	Roy Schultz	51	2-23-80 vs. Colorado College
	Mike Richter	51	3-8-86 vs. Minnesota
9.	Roy Schultz	49	11-18-78 vs. North Dakota
10.	Mike Dibble	48	2-28-76 at Michigan Tech
	Kirk Daubenspeck	48	2-23-96 at Minnesota
12.	Mike Dibble	47	2-7-76 vs. Colorado College
	Terry Kleisinger	47	10-25-80 vs. Denver
	Mike Richter	47	11-21-86 vs. Denver
	Mike Richter	47	1-4-87 vs. Boston University
16.	Mike Richter	46	12-21-85 vs. Harvard
	Kirk Daubenspeck	46	2-25-95 at Denver
18.	Mike Dibble	45	1-22-77 vs. Colorado College
	Mike Dibble	45	2-26-77 vs. Denver
	Julian Baretta	45	11-24-78 vs. Minn.-Duluth
	Mike Richter	45	11-22-86 at Denver
	Jim Carey	45	1-16-93 vs. North Dakota
	Kirk Daubenspeck	45	10-13-95 at Colorado College

RECORD PERFORMANCE

Kirk Daubenspeck set UW and WCHA records when he made 75 saves against Colorado College on March 8, 1997. The WCHA playoff game took over five hours to play and broke the collegiate record for longest men's hockey game lasting 129:30 before CC won it in the fourth overtime. The previous league record for most saves in a game was 73 set by Ed Schiller of Michigan State on Feb. 6, 1954.

Photo by Ross Dettman



Records by Defensemen

TOP 10 CAREER MARKS

Points

Rk.	Name (Years)	Pts.
1.	Theran Welsh (1977-81)	228
2.	Craig Norwich (1974-77)	168
3.	Tim Thomas (1981-86)	154
4.	John Taft (1972-77)	131
5.	Sean Hill (1988-91)	129
6.	Paul Stanton (19885-89)	115
7.	Bruce Driver (1980-83)	114
8.	Norm McIntosh (1974-78)	113
9.	Rob Andringa (1987-91)	104
10.	Bob Suter (1975-79)	103

Goals

Rk.	Name (Years)	Goals
1.	Craig Norwich (1974-77)	42
2.	Tim Thomas (1981-86)	41
3.	John Taft (1972-77)	36
4.	Sean Hill (1988-91)	35
5.	Theran Welsh (1977-81)	34
6.	Don Addison (1964-67)	33
7.	Bruce Driver (1980-83)	28
8.	Ron Griffin (1976-80)	27
	Norm McIntosh (1974-78)	27
	Bob Suter (1975-79)	27

Assists

Rk.	Name (Years)	Assists
1.	Theran Welsh (1977-81)	194
2.	Craig Norwich (1974-77)	126
3.	Tim Thomas (1981-86)	113
4.	John Taft (1972-77)	95
5.	Sean Hill (1988-91)	94
6.	Paul Stanton (1985-89)	90
7.	Rob Andringa (1987-91)	88
8.	Bruce Driver (1980-83)	86
	Norm McIntosh (1974-78)	86
10.	Brian Rafalski (1991-95)	80

Most Goals

Career

42	Craig Norwich (1974-77)
41	Tim Thomas (1981-86)
36	John Taft (1972-77)

Season

19	Sean Hill (1990-91)
18	Craig Norwich (1976-77)
18	Ron Griffin (1979-80)

Game

3	Bruce Driver vs UMD (1-8-83)
3	Gary Suter vs Lowell (11-9-84)
3	Maco Balkovec vs UND (1-3-92)
3	Barry Richter at UMD (11-27-92)

Most Assists

Career

194	Theran Welsh (1977-81)
126	Craig Norwich (1974-77)
113	Tim Thomas (1981-86)

Season

65	Craig Norwich (1976-77)
54	Theran Welsh (1978-79)
51	Theran Welsh (1979-80)

Game

5	Bob Suter vs Denver (2-3-79)
---	------------------------------

Most Points

Career

228	Theran Welsh (1977-81)
168	Craig Norwich (1974-77)
154	Tim Thomas (1981-86)

Season

83	Craig Norwich (1976-77)
63	Tim Thomas (1984-85)
58	Theran Welsh (1979-80)

Game

7	Bob Suter vs Denver (2-3-79)
---	------------------------------

Most Penalties

Career

177	Bob Suter (1975-79)
141	Chris Tok (1994-95)
132	Paul Stanton (1985-89)

Season

55	Gary Suter (1984-85)
55	Chris Tok (1994-95)
53	Sean Hill (1990-91)

Game

7	Don Addison vs UW-Superior (11-25-66)
6	Bob Suter at UND (11-17-78)

Most Penalty Minutes

Career

377	Bob Suter (1975-79)
310	Paul Stanton (1985-89)
302	Chris Tok (1991-95)

Season

134	Garry Bunz (1986-87)
129	Chris Tok (1994-95)
126	Paul Stanton (1988-89)

Game

22	Pat Ethier at UND (2-7-81)
20	Bob Suter at UND (11-17-78)

Most Games Played

Career

179	Rob Andringa (1987-91)
170	Rob Mendel (1986-90)
167	Paul Stanton (1985-89)

Sean Hill set the single-season mark for goals by a defenseman (19) in 1990-91.





Showdown Records

SINGLE GAME

Most Goals

4, by Mark Kaufmann (Yale) vs. Toronto, 12-28-91

3, on five occasions

mr: by Martin St. Louis (Vermont) vs. UW, 12-28-96

Most Assists

4, by Jack Duffy (Yale) vs. Toronto, 12-28-91

3, on seven occasions

mr: by Brian Swanson (CC) vs. Vermont, 12-27-96

Most Points

5, by Brian Holzinger (2-3-5) (BGSU) vs. NE, 12-29-94

4, on five occasions

mr: by Bob LaChance (1-3-4) (BU) vs. Princeton, 12-28-95

Most Penalties

7, by Dan Angelelli (LSS) vs. UW, 12-29-94

5, by Jack Duffy (Yale) vs. UW, 12-27-91

5, by Brian Urick (Notre Dame) vs. BU, 12-29-95

Most Penalty Minutes

19, Bryan Fuss (4-19) (LSS) vs. NE, 12-28-94

16, Scott King (4-16) (BU) vs. Notre Dame, 12-29-95

15, Keith Aldridge (2-15) (LSS) vs. NE, 12-28-94

Most Power-Play Goals

2, on four occasions

mr: Shawn Carter (UW) vs. Princeton, 12-29-95

Most Shorthanded Goals

1, on 16 occasions

mr: Shawn Carter (UW) vs. Princeton, 12-29-95

Most Saves

45, Sean Kulick (LSS) vs. UW, 12-29-94

40, Mike Valley (UW) vs. Vermont, 12-28-96

40, Paul Henriques (Toronto), vs. Maine, 12-27-91

40, Les Kuntar (St. Lawrence) vs. UW, 12-28-90

Fewest Saves

9, Duane Derksen (UW), vs. North Dakota, 12-29-90

14, Garth Snow (Maine) vs. Toronto, 12-27-91

17, Kirk Daubenspeck (UW) vs. Princeton, 12-29-95

17, Duane Derksen (UW) vs. Notre Dame, 12-28-89

Most Shots on Goal (Team)

62, Wisconsin vs. Princeton, 12-29-95

51, Wisconsin vs. Lake Superior State, 12-29-94

51, Wisconsin vs. Boston College, 12-29-89

Fewest Shots on Goal (Team)

11, North Dakota vs. UW, 12-29-90

15, Toronto vs. Maine, 12-27-91

18, Vermont vs. Colorado College, 12-27-96

TOURNAMENT

Most Goals

5, by Brian Holzinger (Bowling Green St.), 1994

4, by Mark Kaufmann (Yale), 1991

4, by Tom Parlon (Northeastern), 1994

4, by Matt Wright (Boston University), 1995

Most Assists

5, by Barry Richter (Wisconsin), 1992

4, by Chris O'Sullivan (Boston University), 1995

4, by Jack Duffy (Yale), 1991

4, by Gary Shuchuk (Wisconsin), 1989

Most Points

8, by Brian Holzinger (5-3-8) (Bowling Green St.), 1994

7, by Matt Wright (3-4-7) (Boston University), 1995

6, by Barry Richter (1-5-6) (Wisconsin), 1992

6, by Gary Shuchuk (2-4-6) (Wisconsin), 1989

Most Penalties

8, by Dan Angelelli (Lake Superior State), 1994

7, by Jason Zent (Wisconsin), 1992

6, by Brian Urick (Notre Dame), 1995

6, by Mike Strobel (Wisconsin), 1994

Most Penalty Minutes

26, by Wayne Strachan (5-26) (Lake Superior State), 1994

19, by Bryan Fuss (4-19) (Lake Superior State), 1994

18, by Chris Tok (5-18) (Wisconsin), 1994

Most Power-Play Goals

2, on 10 occasions

mr: by Shawn Carter (Wisconsin); Erik Raygor (Wisconsin) and Matt Wright (Boston University), 1995

Most Shorthanded Goals

2, by Jamie Spencer (Wisconsin), 1992

1, on 14 occasions

Most Saves

70, by Sandy Galuppo (32-38) (Boston College), 1989

65, by Tim Thomas (29-36) (New Hampshire), 1996

64, by Sean Kulick (45-19) (Lake Superior State), 1994

Fewest Saves

29, by Duane Derksen (20-9) (Wisconsin), 1990

37, by Garth Snow (23-14) (Maine), 1991

39, by Duane Derksen (20-19) (Wisconsin), 1991

Most Shots on Goal (Team)

95, Wisconsin (62-33), 1995

91, Wisconsin (40-51), 1994

88, Wisconsin (50-38), 1989

Fewest Shots on Goal (Team)

39, Princeton (20-19), 1995

45, St. Lawrence (20-25), 1990

48, Notre Dame (23-25), 1989

Team Records

Most Goals

Season
264 (1976-77)
WCHA: 192 (1976-77)

Game
20 vs Windsor (10-16-81); W 20-0
WCHA: 13 vs MSU (1-6-79); W 13-3

Period
9 vs Windsor (10-16-81)
WCHA: 7 vs MSU (2nd, 1-6-79)

Both Teams
Game
20 vs Windsor (10-16-81); W 20-0

Most Assists

Season
439 (1976-77)
WCHA: 310 (1976-77)

Game
26 vs MSU (1-6-79)
WCHA: 22 vs ND (3-5-78) and vs MSU (1-6-79)

Period
14 vs Western Ontario (3rd, 10-22-76)
WCHA: 12 vs MSU (2nd, 1-6-79)

Both Teams
Game
30 at NMU (11-17-89)

Most Points

Season
702 (1976-77)
WCHA: 502 (1976-77)

Game
46 vs Windsor (10-16-81)
WCHA: 35 vs MSU (1-6-79)

Period
20 vs Yale (1st, 12-28-80)
20 vs Air Force (3rd, 11-26-82)
WCHA: 19 vs MSU (2nd, 1-6-79)

Both Teams

Game
46 vs Windsor (10-16-81);
UW 46, W 0
46 at NMU (11-17-89);
NMU 31, UW 15

Most Penalties

Season
527 (1991-92)
WCHA: 428 (1991-92)

Game
25 at UND (12-10-94)
Period
19 at UND (1st, 12-10-94)

Both Teams

Game
50 at UND (12-10-94)
Period
38 at UND (1st, 12-10-94)

Most Penalty Minutes

Season
1,183 (1991-92)
WCHA: 959 (1991-92)

Game
64 at MTU (3-5-95)
Period
48 at BU (2nd, 1-6-89)

Both Teams

Game
162 at CC (2-20-93)
Period
83 at Lowell (3rd, 10-26-85)

Most Power-play Goals

Season
93 (1976-77)

Game
7 vs Macalester (1-24-64)

Period
5 vs MTU (2nd, 11-5-88)

Most Shorthanded Goals

Season
20 (1982-83)
Game
6 vs UW-S (11-24-67)
WCHA: 3 at UMD (2-27-82)

Period
3 vs UW-S (2nd, 11-24-67)
3 vs Air Force (3rd, 11-26-82)

Most Shots on Goal

Season
1,937 (1976-77)

Game
78 at NE (1-3-71)
78 vs CC (11-17-72)

Period
33 at ND (1st, 1-31-69)
33 vs CC (3rd, 11-27-72)

Fewest Shots on Goal

Game
13 at UM (12-18-65)
13 vs UM (2-7-92)

Period
0 vs Cornell (3rd, 3-19-70)

MISCELLANEOUS MARKS

Most Overtimes

Season: 11 (1988-89)
(2-4-5 record)
WCHA: 10 (1988-89)
(2-3-5 record)

Most Shutouts

Season: 6 (1981-82)
WCHA: 4 (1981-82)

Highest Goals-For Average

Season: 7.03 (1967-68)
WCHA: 6.00 (1976-77)

Highest Goals-Against Avg.

Season: 4.92 (1975-76)
(187 goals in 38 games)

Fewest Penalty Minutes

Game: 0 vs Ohio University (2-24-67)

Best Power-Play Pct.

Season: 39.1% (1976-77)
(93 goals in 238 attempts)

Fewest Saves

Game: 9 vs Minn.-Duluth (1-16-76)

Most Times Shutout

Season: 2 (1981-82, 1987-88, 1995-96)

Lowest Goals-For Average

Season: 3.63 (1995-96)
(145 goals in 40 games)

Lowest Goals-Against Avg.

Season: 2.63 (1981-82)
(121 goals in 46 games)

Largest Winning Margin

Game: 20 vs Windsor
(10-16-81, 20-0)

Largest Losing Margin

Game: 9 at UMD (3-3-83, 0-9)

KEY: BU-Boston University; CC-Colorado College; IC-Illinois Club; MSU-Michigan State; MTU-Michigan Tech; UM-Minnesota; UMD-Minn.-Duluth; UNH-New Hampshire; UND-North Dakota; NE-Northeastern; NMU-Northern Michigan; ND-Notre Dame; OU-Ohio University; PC-Providence College; WO-Western Ontario; UW-S-UW-Superior

Opponent Records

Most Goals

Season
183 (1984-85)
WCHA: 151 (1975-76)

Game
13 by St. Mary's (11-29-63)
WCHA: 11 by Michigan (12-2-77); 11 by NMU (11-17-89)

Period
6 on six occasions
mr: by UND (2nd, 12-2-89)

Most Assists

Season
304 (1978-79)

Game
20 by NMU (11-17-89)

Period
12 by UND (3rd, 2-29-80)

Most Points

Season
477 (1984-85)

Game
31 by NMU (11-17-89)

Period
18 by UND (3rd, 2-29-80)

Most Shorthanded Goals

Season
14 (1989-90)

Most Power-play Goals

Season
67 (1975-76)

Game
6 by UMD (3-3-84)

Period
3 on seven occasions
mr: by Maine (3rd, 3-1-86)

Most Penalties

Season
506 (1991-92)

Game
25 by UND (12-10-94)

Period
19 by UND (1st, 12-10-94)

Most Penalty Minutes

Season
1,138 (1991-92)

Game
91 by CC (2-20-93)

Period
52 by MTU (3rd, 3-4-95)

Most Shots on Goal

Season
1,578 (1976-77)

Game
65 by MSU (1-12-73)

Period
27 by UM (3rd, 11-29-80)

Fewest Shots on Goal

Season
557 (1963-64)

Game
11 by BU (1-2-83)

Period
1 by NMU (1-2-82)
1 by CC (2-26-83)

Most Saves

Season
1,673 (1976-77)

Game
72 by Ed Mio of CC (11-17-72)

Period
30 by Dick Tomasoni of UND (1-31-69)
30 by Ed Mio of CC (11-17-72)

Fewest Saves

Season
424 (1963-64)

Game
12 by Jeff Lothrop at UM (12-18-65)

THE FASTEST ...

TWO GOALS

The fastest two goals in UW history were scored six seconds apart by Bob Suter and Rod Romanchuk vs. Denver on Feb. 3, 1979. The feat was matched six years later by Tony Granato and Jim Johannson at Lowell on Oct. 27, 1985.

TWO GOALS BY ONE PLAYER

Steve Alley holds the UW mark for quickest two goals by one player. On Jan. 29, 1977, vs. Michigan State, he scored goals 10 seconds apart. Prior to Alley, Murray Heatley scored two goals in 12 seconds vs. Minnesota on Feb. 6, 1970. Bob Lundeen matched that mark at Michigan State on Jan. 4, 1974.

THREE GOALS

Max Williams, Troy Howard and Rick Enrico broke a 14-year-old record when they scored 27 seconds apart on Feb. 3, 1996 against Minnesota-Duluth. They scored at the 7:33, 7:43 and 8:00 marks, respectively, of the third period. Pat Flatley, Peter Johnson and Brian Mullen held the previous record tallying three goals in 31 seconds on Mar. 13, 1982, against North Dakota.

GOAL TO START GAME

Gary Winchester scored nine seconds into the Jan. 20, 1979, game vs. Clarkson.

GOAL TO START PERIOD

On Jan. 26, 1980, Ron Vincent scored five seconds into the second period against Michigan State.

OPPONENT GOAL TO START GAME

Jeff Larson of Minnesota scored seven seconds into the Oct. 20, 1982 contest against the Badgers.



KEY: BU-Boston University; CC-Colorado College; IC-Illinois Club; MSU-Michigan State; MTU-Michigan Tech; UM-Minnesota; UMD-Minn.-Duluth; UNH-New Hampshire; UND-North Dakota; NE-Northeastern; NMU-Northern Michigan; ND-Notre Dame; OU-Ohio University; PC-Providence College; WO-Western Ontario; UWS-UW-Superior

Class Leaders

GOALS

Freshman

1. Mark Johnson ('76-77).....36
2. John Newberry ('80-81).....30
3. Dennis Olmstead ('72-73).....23
Doug Macdonald ('88-89).....23
5. Gary Shuchuk ('86-87).....19
6. Gary Winchester ('70-71).....18
Dave Pay ('72-73).....18

Sophomore

1. Mark Johnson ('77-78).....48
2. Bert DeHate ('67-68).....47
3. Paul Houck ('82-83).....38
4. John Newberry ('81-82).....37
5. Tony Granato ('84-85).....33
6. Bob Poffenroth ('67-68).....30
7. Murray Heatley ('68-69).....29

Junior

1. Mark Johnson ('78-79).....41
2. Bert DeHate ('68-69).....36
3. Steve Tuttle ('86-87).....31
4. Peter Johnson ('80-81).....30
5. Murray Heatley ('68-69).....29
6. Mike Eaves ('76-77).....28
Ed Lebler ('80-81).....28

Senior

1. Gary Shuchuk ('89-90).....41
2. Chris Tancill ('89-90).....39
3. Paul Ranheim ('87-88).....36
4. Peter Johnson ('81-82).....35
5. Steve Alley ('76-77).....32
6. Mike Eaves ('77-78).....31
7. Les Grauer ('78-79).....29

ASSISTS

Freshman

1. Theran Welsh ('77-78).....45
2. Mark Johnson ('76-77).....44
3. Chris Chelios ('81-82).....43
4. Mike Eaves ('74-75).....37
5. Craig Norwich ('74-75).....34

Sophomore

1. Theran Welsh ('78-79).....54
2. Pat Flatley ('82-83).....44
3. Sean Hill ('89-90).....39
Gary Suter ('84-85).....39
5. Mark Johnson ('77-78).....38
6. Bruce Driver ('81-82).....37
7. Bob Poffenroth ('67-68).....34
Tony Granato ('84-85).....34
9. Les Grauer ('76-77).....33
Paul Houck ('82-83).....33

Junior

1. Craig Norwich ('76-77).....65
2. Mike Eaves ('76-77).....53
3. Theran Welsh ('79-80).....51
4. Tim Thomas ('84-85).....50
5. Mark Johnson ('78-79).....49
6. Ron Vincent ('80-81).....45

Senior

1. Mike Eaves ('77-78).....58
2. Scott Lecy ('80-81).....49
3. Tony Granato ('86-87).....45
Andrew Shier ('93-94).....45
5. Theran Welsh ('80-81).....44
John Byce ('89-90).....44
7. John Taft ('76-77).....43
Ron Vincent ('81-82).....43

POINTS

Freshman

1. Mark Johnson ('76-77).....80
2. John Newberry ('80-81).....62
3. Dennis Olmstead ('72-73).....55
Theran Welsh ('77-78).....55
5. Mike Eaves ('74-75).....54
6. Chris Chelios ('81-82).....49
7. Craig Norwich ('74-75).....45

Sophomore

1. Mark Johnson ('77-78).....86
2. Bert DeHate ('67-68).....77
3. Paul Houck ('82-83).....71
4. Pat Flatley ('82-83).....69
5. Tony Granato ('84-85).....67
6. Bob Poffenroth ('67-68).....64
John Newberry ('81-82).....64
8. Theran Welsh ('78-79).....61

Junior

1. Mark Johnson ('78-79).....90
2. Craig Norwich ('76-77).....83
3. Mike Eaves ('76-77).....81
4. Ron Vincent ('80-81).....65
5. Kelly Fairchild ('93-94).....64
6. John Johansson ('82-83).....63
Tim Thomas ('84-85).....63
8. Bert DeHate ('68-69).....61

Senior

1. Mike Eaves ('77-78).....89
2. Gary Shuchuk ('89-90).....80
3. Scott Lecy ('80-81).....75
4. Tony Granato ('86-87).....73
5. John Byce ('89-90).....71
Chris Tancill ('89-90).....71
7. Steve Tuttle ('87-88).....66

Hat Tricks

THE TRIPLE PLAY

Wisconsin players have scored 175 hat tricks since 1963-64. The record for career hat tricks is held by Bert DeHate, who scored 15 from 1967-69. DeHate is one of only three players in UW history to score a school-record five goals in a game. Mark Johnson and Mike Meeker are the other Badgers to accomplish that feat.

1963-64 (6)

Tom French (4).....	12-13-63
Ron Leszczynski (4).....	12-13-63
Ron Leszczynski (4).....	12-14-63
Chan Young (3).....	1-1-64
Chuck Ellis (3).....	2-6-64
James Weiss (3).....	2-7-64

1964-65 (10)

Charles Ellis (3).....	12-18-64
Raymond Clegg (3).....	12-19-64
James Petruzates (3).....	12-19-64
Raymond Clegg (4).....	1-23-65
Raymond Clegg (4).....	1-29-65
Raymond Clegg (3).....	2-6-65
Richard Rahko (3).....	2-6-65
Don Addison (3).....	2-27-65
Richard Rahko (3).....	2-27-65
John Riley (3).....	2-27-65

1965-66 (2)

Jim Petruzates (3).....	12-4-65
Chuck Kennedy (3).....	2-26-66

1966-67 (9)

Mike Gleffe (3).....	12-2-66
Jim Petruzates (3).....	12-10-66
Jim Petruzates (3).....	12-30-66
Chuck Ellis (3).....	1-21-67
Bert DeHate (3).....	2-17-67
Tom Obrodovich (3).....	2-18-67
Bert DeHate (5).....	2-24-67
Mark Fitzgerald (4).....	2-24-67
Bert DeHate (3).....	2-25-67

1967-68 (12)

Bert DeHate (4).....	12-2-67
Bert DeHate (3).....	12-28-67
Bob Poffenroth (4).....	12-28-67
Bert DeHate (3).....	1-5-68
Doug McFadyen (3).....	1-12-68
Bert DeHate (3).....	1-13-68
Bert DeHate (3).....	1-27-68
Bert DeHate (3).....	2-13-68
Greg Nelson (3).....	2-16-68
Bert DeHate (3).....	2-17-68
Tom Obrodovich (3).....	2-17-68
Dick Klipsic (3).....	3-1-68

1968-69 (11)

Greg Nelson (3).....	11-16-68
Bob Poffenroth (3).....	11-16-68
Murray Heatley (3).....	12-12-68
Bert DeHate (3).....	12-13-68
Murray Heatley (3).....	1-11-69
Bert DeHate (3).....	1-11-69
Bert DeHate (4).....	1-28-69
Bert DeHate (3).....	1-30-69
Jim Boyd (3).....	1-30-69
Stu Hendrickson (3).....	2-15-69
Bert DeHate (4).....	2-22-69

1969-70 (5)

Jim Boyd (3).....	11-14-69
Tim Dool (3).....	1-24-70
Murray Heatley (4).....	2-6-70
Jim Young (3).....	2-6-70
Murray Heatley (4).....	3-21-70

1970-71 (6)

Pat Lannan (4).....	11-15-70
Gary Winchester (3).....	11-20-70
Norm Cherrey (3).....	11-27-70
Murray Heatley (3).....	12-12-70
Murray Heatley (3).....	12-27-70
Gary Winchester (4).....	1-3-71

1971-72 (3)

Gary Winchester (3).....	11-19-71
Gary Winchester (4).....	1-29-72
Gary Winchester (3).....	3-18-72

1972-73 (8)

Jim Young (3).....	1-17-72
Lloyd Bentley (3).....	12-9-72
Dave Pay (4).....	12-9-72
Lloyd Bentley (3).....	2-19-73
Gary Winchester (3).....	2-16-73
Norm Cherrey (4).....	2-17-73
Norm Cherrey (3).....	2-23-73
James Johnston (3).....	3-5-73

1973-74 (2)

Don Deprez (3).....	11-23-73
Gary Winchester (3).....	12-28-73

1974-75 (2)

Mike Eaves (3).....	10-19-74
Jim Jefferies (3).....	11-16-74

1975-76 (1)

Dave Lundeen (3).....	1-3-76
-----------------------	--------

1976-77 (4)

Mike Eaves (3).....	(N) 12-11-76
Mike Meeker (3).....	12-11-76
Steve Alley (3).....	1-29-77
Mike Meeker (3).....	2-5-77

1977-78 (8)

Mike Meeker (5).....	10-29-77
Mike Eaves (3).....	11-12-77
Mike Eaves (3).....	12-10-77
Mark Johnson (3).....	1-6-78
Les Grauer (3).....	(N) 1-14-78
Rod Romanchuk (3).....	1-21-78

Mark Johnson (5).....	1-27-78
Dave Capouch (3).....	3-5-78

1978-79 (10)

Mark Johnson (3).....	10-20-78
Mark Johnson (4).....	11-11-78
Mark Johnson (3).....	11-25-78
Scott Lecy (3).....	12-1-78
Scott Lecy (3).....	12-2-78
Mark Johnson (3).....	1-6-79
Les Grauer (3).....	1-20-79
Rod Romanchuk (4).....	(N) 2-17-79
Scott Lecy (4).....	3-3-79
Mark Johnson (3).....	3-6-79

1979-80 (3)

Ron Vincent (3).....	11-16-79
Ron Griffin (3).....	11-30-79
Chuck Durocher (3).....	2-3-80

1980-81 (4)

John Newberry (3).....	11-14-80
John Newberry (3).....	12-28-80
Ron Vincent (3).....	2-6-81
John Newberry (3).....	2-6-81

1981-82 (14)

John Johansson (3).....	10-16-81
John Newberry (4).....	10-16-81
Brian Mullen (3).....	10-16-81
Peter Johnson (3).....	11-13-81
Ken Keryluk (3).....	11-27-81
Peter Johnson (3).....	12-4-81
Paul Houck (3).....	1-3-82
John Newberry (3).....	1-8-82
Peter Johnson (3).....	1-8-82
John Newberry (3).....	1-22-82
John Newberry (3).....	1-23-82
Ron Vincent (3).....	2-6-82
Pat Flatley (3).....	2-27-82
Brian Mullen (3).....	3-13-82

1982-83 (9)

Paul Houck (3).....	10-23-82
Scott Sabo (3).....	10-23-82
Pat Flatley (3).....	11-3-82
Paul Houck (3).....	11-26-82
Paul Houston (3).....	11-27-82
Dave Maley (3).....	11-27-82
Bruce Driver (3).....	1-8-83
Todd Lecy (3).....	1-14-83
Paul Houston (3).....	2-12-83

1983-84 (5)

Ted Pearson (3).....	11-12-83
Tony Granato (3).....	11-15-83
Paul Houston (3).....	12-30-83
Paul Houston (3).....	1-27-84
Paul Houck (3).....	2-4-84

1984-85 (3)

Gary Suter (3).....	11-9-84
Tony Granato (4).....	12-28-84
Dave Maley (3).....	1-18-85

1985-86 (4)

Dave Maley (3).....	10-26-85
Scott Mellanby (3).....	11-22-85

Scott Mellanby (3).....	11-23-85
Scott Mellanby (3).....	2-21-86

1986-87 (3)

Steve Tuttle (3).....	10-25-86
Paul Ranheim (3).....	12-5-86
Steve Tuttle (4).....	(N) 1-2-87

1987-88 (4)

Pat Ford (3).....	1-8-88
Paul Ranheim (3).....	2-12-88
Paul Ranheim (3).....	2-26-88
John Byce (3).....	3-19-88

1988-89 (3)

John Byce (3).....	11-5-88
Chris Tancill (4).....	11-11-88
Dennis Snedden (3).....	1-6-89

1989-90 (4)

Gary Shuchuk (3).....	12-1-89
Chris Tancill (3).....	2-3-90
Gary Shuchuk (3).....	2-9-90
John Byce (3).....	4-1-90

1990-91 (5)

Dennis Snedden (3).....	10-13-90
Barry Richter (3).....	10-27-90
Barry Richter (3).....	11-9-90
Don Granato (3).....	11-10-90
Doug Macdonald (3).....	2-8-91

1991-92 (4)

Brett Kurtz (3).....	10-18-91
Blaine Moore (3).....	12-6-91
Maco Balkovec (3).....	1-3-92
Jason Zent (3).....	4-4-92

1992-93 (6)

Dan Plante (3).....	11-1-92
Jason Zent (3).....	11-1-92
Barry Richter (3).....	11-27-92
Kelly Fairchild (3).....	1-16-93
Jason Zent (3).....	2-12-93
Blaine Moore (4).....	2-20-93

1993-94 (1)

Andrew Shier (3).....	1-21-94
-----------------------	---------

1994-95 (1)

Max Williams (3).....	2-3-95
-----------------------	--------

1995-96 (3)

Shawn Carter (3).....	12-29-95
Troy Howard (3).....	1-12-96
Erik Raygor (3).....	2-17-96

1996-97 (3)

Brad Englehart (3).....	11-8-96
Brad Englehart (3).....	1-24-97

Note: The number in parentheses represents the number of goals scored by each player in recording the hat trick. (N) - natural hat trick.

Wins & Losses

WINS

Most Overall Wins
37—1976-77 (37-7-1)

Most WCHA Wins
26—1976-77 (26-5-1)

Most Overall Home Wins
22—1976-77 (22-5-0)
1981-82 (22-5-1)

Most WCHA Home Wins
13—1972-73 (13-1-0)
1976-77 (13-3-0)

Most Overall Road Wins
16—1989-90 (16-6-0)

Most WCHA Road Wins
9—1989-90 (9-5-1)
1993-94 (9-6-1)

Best Overall Winning Pct.
.833—1976-77 (37-7-1)

Best WCHA Winning Pct.
.828—1976-77 (26-5-1)

Best Overall Home Winning Pct.
.950—1972-73 (19-1-0)

Best WCHA Home Winning Pct.
.929—1972-73 (13-1-0)

Best Overall Road Winning Pct.
.861—1976-77 (15-2-1)

Best WCHA Road Winning Pct.
.714—1969-70 (15-6-0)

Longest Overall Winning Streak
12 games—1-14-77 to 2-25-77

Longest WCHA Winning Streak
11 games—11-4-72 to 12-9-72

Longest Overall Home Winning Streak
16 games—1972-73

Longest WCHA Home Winning Streak
12 games—1972-73

Longest Overall Road Winning Streak
9 games—1976-77

Longest WCHA Road Winning Streak
9 games—1976-77

LOSSES

Most Overall Losses
24—1975-76 (12-24-2)

Most WCHA Losses
19—1975-76 (11-19-2)

Fewest Overall Losses
7—1976-77 (37-7-1)

Fewest WCHA Losses
5—1976-77 (26-5-1)

Fewest Overall Home Losses
1—1972-73 (19-1-0)

Fewest WCHA Home Losses
1—1972-73 (13-1-0)

Fewest Overall Road Losses
2—1976-77 (15-2-1)

Fewest WCHA Road Losses
2—1976-77 (13-2-1)

Longest Overall Losing Streak
9 games—1996-97

Longest WCHA Losing Streak
9 games—1996-97

Longest Overall Home Losing Streak
4 games—1975-76, 1979-80 & 1983-84

Longest WCHA Home Losing Streak
4 games—1975-76, 1979-80 & 1983-84

Longest Overall Road Losing Streak
6 games—1996-97

Longest WCHA Road Losing Streak
5 games—1975-76 & 1987-88

TIES

Most Overall Ties
5—1973-74 & 1988-89

Most WCHA Ties
5—1973-74 & 1988-89

DID YOU KNOW ...

THE LONGEST GAME

Wisconsin and Colorado College not only set school records for the longest game during the 1996-97 season, but the two teams also set the collegiate men's mark. In a four-overtime WCHA playoff game on March 8, 1997, at the Air Force Academy in Colorado Springs, Colo., the Badgers and Tigers played 129:30 minutes of scoreless hockey shattering the previous mark of 102:09 set in 1968. The game lasted five hours and 24 minutes.

SHUTOUT STREAK


Wisconsin went nearly seven years — 316 games — without being shut out from Jan. 14, 1972, through Dec. 28, 1979. The longest streak without being shut out against WCHA competition is 276 games from Jan. 8, 1972, to Jan. 29, 1982.

CONSECUTIVE GOALS

The record for most consecutive games scoring at least one goal is held by Steve Alley and John Byce. Alley scored in nine straight games from Oct. 15, 1976, through Nov. 19, 1976. Byce accomplished the same feat from Jan. 6, 1990, through Feb. 3, 1990.

SCORING STREAK

Mike Eaves scored at least one point in 21 straight games during the 1977-78 season. The senior center tallied 18-28-46 in 21 games from Nov. 12, 1977, through Feb. 3, 1978. Eaves scored in 39 of 43 games (90.7 percent) that year. That streak included back-to-back five-point games on Dec. 9-10, 1977, against Michigan State.



BADGER HONORS

All-Americans

FORWARDS

First Team

Mike Eaves	1977, 78
Mark Johnson	1978, 79
John Newberry	1982
Patrick Flatley	1983
Paul Ranheim	1988
Gary Shuchuk	1990

Second Team

Tony Granato	1987
Steve Tuttle	1988

DEFENSEMEN

First Team

John Jagger	1970
Jeff Rotsch	1972
Brian Engblom	1975
Craig Norwich	1976, 77
Theran Welsh	1980
Bruce Driver	1982
Paul Stanton	1988
Barry Richter	1993
Brian Rafalski	1995

Second Team

Sean Hill	1991
-----------	------

GOALTENDERS

First Team

Julian Baretta	1977
Roy Schultz	1980

Second Team


Dean Anderson	1988
Curtis Joseph	1989
Duane Derksen	1992
Kirk Daubenspeck	1997

Wisconsin has had 24 individuals earn 27 all-America honors since 1970. Defenseman John Jagger from Sault St. Marie, Mich. was the first Badger to earn all-America status. Since then, 23 other Badgers have been selected to the first and second teams.

Only three players in Wisconsin history have been honored on two occasions. Craig Norwich was the first Badger to receive the honor twice (1976-77), followed by Mike Eaves (1977-78) and Mark Johnson (1978-79).

Six forwards, nine defensemen and two goaltenders have earned first-team all-America distinction. Wisconsin has had the most honors at the blueline with 10 individuals earning 11 all-America awards.

The last Badger to be selected to the all-America first team was defenseman Brian Rafalski in 1995. Following the 1996-97 season, Madison-native Kirk Daubenspeck became the sixth Badger goaltender to earn all-America distinction.



Paul Ranheim

Photo by Jo Matzner



John Jagger



Photo by John Eliason

Pat Flatley



Roy Schultz

Olympians

UNITED STATES

1976

Steve Alley
Bob Lundeen
John Taft
Bob Johnson—coach

1980

Mark Johnson
Bob Suter

1984

Marc Behrend
Chris Chelios
Dennis Helwig—trainer

1988

Tony Granato
Jim Johannson
Mike Richter

1992

Sean Hill
Jim Johannson

1994

Barry Richter
Mike Johnson—trainer

AUSTRIA

1984

Ed Lebler


1988

Ed Lebler


CANADA

1984


Bruce Driver
Patrick Flatley



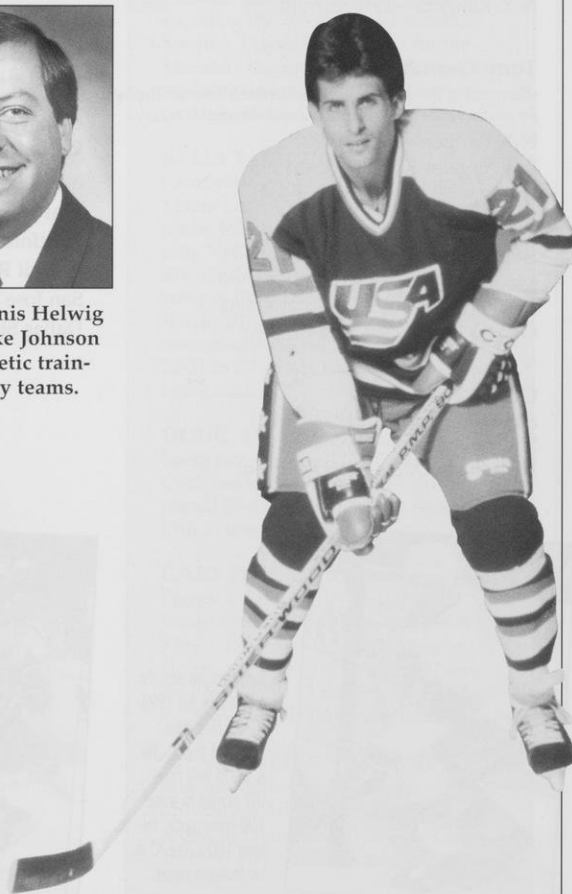
Olympians Mark Johnson and Bob Suter



Current head UW athletic trainer Dennis Helwig (left) and assistant athletic trainer Mike Johnson (right) have both been selected to athletic training staffs for past U.S. Olympic hockey teams.



Mike Richter



Tony Granato

Badgers in the NHL

ACTIVE

Jim Carey

(1995-96 Vezina Trophy winner.)
Washington Capitals—1994-1997
Boston Bruins—1997-present

Chris Chelios

(Three-time winner of the Norris Trophy given to the league's best defenseman.)
Montreal Canadiens—1984-90
Chicago Blackhawks—1990-present

Bruce Driver

New Jersey Devils—1984-95
New York Rangers—1995-present

Patrick Flatley

N.Y. Islanders—1984-1996
N.Y. Rangers—1996-current

Tony Granato

(Recipient of the 1996-97 Bill Masterton Memorial Trophy for perseverance, sportsmanship and dedication to hockey.)
N.Y. Rangers—1988-1990
Los Angeles Kings—1990-1996
San Jose Sharks—1996-present

Sean Hill

Montreal Canadiens—1991-93
Anaheim Mighty Ducks—1993-94
Ottawa Senators—1994-present

Curtis Joseph

(Played in the 1994 NHL all-star game.)
St. Louis Blues—1989-95
Edmonton Oilers—1995-present

Scott Mellanby

(Played in 1996 NHL all-star game.)
Philadelphia Flyers—1986-91
Edmonton Oilers—1991-93
Florida Panthers—1993-present

Dan Plante

N.Y. Islanders—1993-present

Paul Ranheim

Calgary Flames—1988-94
Hartford Whalers—1994-present

Barry Richter

N. Y. Rangers—1995-96
Boston Bruins—1996-present

Mike Richter

(Played in both the 1992 and 1994 NHL all-star games.)
N.Y. Rangers—1988-present

Gary Suter

(Played in the 1986, 1988, 1989 and 1991 NHL all-star games.)
Calgary Flames—1985-94
Chicago Blackhawks—1994-present

Chris Tancill

Hartford Whalers—1990-92
Detroit Red Wings—1992-93
San Jose Sharks—1994-97
Dallas Stars—1993-94, 1997-current

RETIRED

Steve Alley

Hartford Whalers—1979-81

Marc Behrend

Winnipeg Jets—1983-86

Mike Blaisdell

Detroit Red Wings—1980-83
N.Y. Rangers—1983-85
Pittsburgh Penguins—1985-87
Toronto Maple Leafs—1987-89

John Byce

(Currently playing in the IHL—Long Beach Ice Dogs.)
Boston Bruins—1989-92

Mike Eaves

(An assistant coach with the NHL's Philadelphia Flyers.)
Minnesota North Stars—1978-83
Calgary Flames—1983-86

Brian Engblom

(Works as an analyst for ESPN.)
Montreal Canadiens—1976-82
Washington Capitals—1982-84
Los Angeles Kings, Buffalo Sabres
& Calgary Flames—1986-87

Paul Houck


Minnesota North Stars—1985-88

Terry Kleisinger

N.Y. Rangers—1985-86



Tony Granato was the recipient of the 1996-97 Bill Masterton Memorial Trophy. He is one of only three UW players to score 100 career goals, tallying 100-120-220 in his four-year career.



Slapshot Photo

Chris Chelios has won the Norris Trophy three times in his 14-year NHL career. Chelios played two seasons for the Badgers from 1981-83.



Scott Mellanby begins his 13th season in the NHL in '97-98. Last year, he scored 27-29-56 for the Panthers, the team's second-leading scorer

Badgers in the NHL

John Johannson

New Jersey Devils—1983-84

Mark Johnson*(Currently an assistant coach for Wisconsin.)*

Pittsburgh Penguins—1979-82

Minnesota North Stars—1982

Hartford Whalers—1982-85

St. Louis Blues—1985

New Jersey Devils—1985-90

David Maley*(President of Rollin' Ice Inc., an in-line skating facility.)*

Montreal Canadiens—1986-87

New Jersey Devils—1987-92

Edmonton Oilers—1992-93

San Jose Sharks—1993-94

N.Y. Islanders—1994

Mike Meeker

Pittsburgh Penguins—1978-79

Brian Mullen

Winnipeg Jets—1982-87

N.Y. Rangers—1987-91

San Jose Sharks—1991-92

N.Y. Islanders—1992-93

John NewberryMontreal Canadiens &
Hartford Whalers—1982-86**Craig Norwich**Winnipeg Jets, St. Louis Blues
& Colorado Rockies—1979-81**Mark Osiecki***(Head coach of the USHL's Green Bay Gamblers.)*

Calgary Flames—1991-92

Ottawa Senators—1992-93

Winnipeg Jets—1993

Vic Posa

Chicago Blackhawks—1985-86

Shaun Sabol

Philadelphia Flyers—1989-90

Paul Stanton*(Has played the last two seasons in Germany (Mannheim).)*

Pittsburgh Penguins—1990-93

Boston Bruins—1993-94

N.Y. Islanders—1994-95

John Taft

Detroit Red Wings—1978-79

Dean Talafous*(Head coach at the University of Alaska Anchorage.)*

Atlanta Flames—1974-75

Minnesota North Stars—1975-78

N.Y. Rangers—1978-82

Wayne Thomas*(An assistant coach with the San Jose Sharks.)*

Montreal Canadiens &

Toronto Maple Leafs—1972-77

N.Y. Rangers—1977-81

Steve Tuttle*(Currently with the IHL's Milwaukee Admirals.)*

St. Louis Blues—1988-1991

WHERE ARE THEY NOW?**JASON ZENT**

Played in the Ottawa Senators' organization for the last three seasons. Spent 1996-97 with the Worcester Ice Cats (AHL).

JOHN BYCE

For the last three seasons, he has played for the IHL's Long Beach (CA) Ice Dogs. Sixth in team scoring in 1996-97, scoring 29-29-58 in 80 games. Byce finished the '95-96 season as the team's second-leading scorer with 39-46-85.

SHAWN CARTER

Began the 1996-97 season with the Orlando Solar Bears (IHL) before being acquired in a trade by the Toronto Maple Leafs. Carter played in 18 games for Toronto's minor league club, St. John's, scoring 5-6-11.

DUANE DERKSEN

After playing the last three seasons with the Madison Monsters of the Colonial Hockey League, Derksen is spending the '97-98 hockey season in Sweden. Played in 59 games for the Monsters last season with a 3.39 goals-against average and an .899 save percentage. His record was 37-17-5.

KELLY FAIRCHILD

Fairchild signed with the Toronto Maple Leafs in 1994 where he played for St. John's from 1994-96. In his only NHL game, tallied an assist for the Maple Leafs (1995-96). Fairchild went to the Orlando Solar Bears of the IHL in a trade involving former UW teammate Shawn Carter. He tallied 9-22-31 in 29 games for St. John's before being traded.

DOUG MACDONALD

Spent last year with the Cincinnati Cyclones of the AHL. In 65 games, scored 20-34-54 to finish the season fifth in team scoring.


GARY SHUCHUK

Played for the NHL's Detroit Red Wings (1990-93) and Los Angeles Kings (1993-96). Was a member of the Houston Aeros (IHL) in 1996-97 scoring 18-23-41 in 55 games. This upcoming season is playing in Switzerland.

STEVE TUTTLE

Is in his ninth season with the Milwaukee Admirals. Tuttle saw action in 71 games in 1996-97, scoring 25-19-44 and ranking sixth in team scoring.

photo by Brad Wilton



Brian Engblom, who played hockey for the Badgers from 1973-75, played 11 seasons in the NHL (659 games).

Current Badger assistant coach Mark Johnson tallied 203-305-508 in 669 career NHL games. He was at the UW from 1976-79.



The NHL Draft

Atlanta Flames

(The Atlanta Flames became the Calgary Flames with the start of the 1980-81 season.)

Tom Machowski, 1973	101
Dean Talafous, 1973.....	53

Boston Bruins

John Byce, 1985	220
-----------------------	-----

Buffalo Sabres

Doug Macdonald, 1989	77
----------------------------	----

Calgary Flames

Rick Heppner, 1981	141
Mark Osiecki, 1987	187
John Parker, 1986	121
Ted Pearson, 1982	177
Paul Ranheim, 1984.....	38
Gary Suter, 1984.....	180
Dean Talafous, 1973.....	53
Dan Tompkins, 1993	70

Chicago Blackhawks

Steve Alley, 1973	141
Maco Balkovec, 1991	110
Jack Johnson, 1973.....	140
Jim Johnston, 1971	82
Victor Posa, 1985	137
Billy Reay, Jr., 1972.....	125
Chris Tucker, 1990	79
Tom Ulseth, 1975	97

Dallas Stars

Rob Lurtsema, 1993.....	191
-------------------------	-----

Detroit Red Wings

Dave Arundel, 1972.....	150
Mike Blaisdell, 1980.....	11
Gary Shuchuk, 1988.....	22*

Edmonton Oilers

Paul Houck, 1981.....	71
-----------------------	----

Hartford Whalers

Jim Johansson, 1982	130
Barry Richter, 1988	32
Chris Tancill, 1989	15*

Los Angeles Kings

Julian Baretta, 1977	84
Kelly Fairchild, 1991	152
Jay McFarlane, 1979.....	113
Bob Suter, 1977.....	121

Mighty Ducks of Anaheim

Brad Englehart, 1994.....	184
Mike LaPlante, 1995	159
Matt Peterson, 1993.....	160



Eighty-eight Badgers have been drafted by professional clubs since 1970. Following is a team-by-team listing of those players, the year they were drafted and the overall selection number. Calgary, Chicago and Montreal have drafted the most Badger players with eight each. Names in italics represent current members of the UW hockey team. (*indicates selection in the Supplemental Draft.)

Minnesota North Stars

(The Minnesota North Stars became the Dallas Stars with the start of the 1993-94 season.)

Jim Johnston, 1972	136
Bob Lundeen, 1972	124
Kurt Stahura, 1986	243
Marty Wiitala, 1982	101

Montreal Canadiens

Chris Chelios, 1981	40
Brian Engblom, 1975	22
Sean Hill, 1988	167
Dave Maley, 1982.....	33
John Newberry, 1980.....	45
Craig Norwich, 1975	142
Tom Sagissor, 1985	96
Ernie Vargas, 1982	117

New Jersey Devils

Bruce Driver, 1981	108
John Johansson, 1981	192
Chris Nelson, 1988.....	96

New York Islanders

Mike Dibble, 1974	229
Eric Faust, 1982	210
Patrick Flatley, 1982.....	21
Dave Otness, 1974	221
Dan Plante, 1990	48
Andrew Shier, 1990	237
Jason Zent, 1989	44

New York Rangers

Craig Anderson, 1994	208
Jeff Dessner, 1996.....	185
Mickey Elick, 1992.....	192
Tony Granato, 1982	120
Todd Hedlund, 1990	160
Dennis Olmstead, 1974.....	86
Mike Richter, 1985	28

Philadelphia Flyers

E.J. Bradley, 1993.....	226
Kirk Daubenspeck, 1992.....	151
Scott Mellanby, 1984	27
Shaun Sabol, 1986	209

Pittsburgh Penguins

Fran Bussey, 1992.....	187
Mark Johnson, 1977	66
Mike Meeker, 1978.....	25
Steve Rohlik, 1986	151
Paul Stanton, 1985	149
Chris Tok, 1991.....	214

Quebec Nordiques

(The Quebec Nordiques became the Colorado Avalanche with the start of the 1995-96 season.)

Andy Akervik, 1985	120
Rob Mendel, 1987	93

St. Louis Blues

Mike Eaves, 1976	113
David McNab, 1975.....	151
Jeff Rotsch, 1970	112
Steve Tuttle, 1984	113
Gary Winchester, 1972	121

Vancouver Canucks

Norm Cherrey, 1971	101
Jon Helgeson, 1986	133

Washington Capitals

Jim Carey, 1992.....	32
Duane Derksen, 1988	57
Brian Mullen, 1980	128

Winnipeg Jets

Marc Behrend, 1981.....	85
Joe Harwell, 1987	121

Academic Awards

1991-92

Brian Rafalski, DePaul

1992-93

Kelly Paichild, Center

1993-94

Kelly Paichild, Center

1994-95

Kelly Paichild, Center

BIG TEN CONFERENCE MEDAL OF HONOR

The Big Ten Medal of Honor (instituted in 1914) is awarded annually at each institution to a student in the graduating class that has demonstrated proficiency in scholarship and athletics. Following is a list of members from the UW hockey team who have been winners.

1970.....	Douglas McFadyen
1978.....	Mike Eaves
1984.....	John Johannson
1990.....	John Byce

ACADEMIC ALL-BIG TEN

The Big Ten established an all-academic at-large team in 1984 to honor those student-athletes, outside the sports of football, basketball and baseball, who had achieved a "B" average or better during their career or last academic year. Beginning in 1986-87, the conference selected separate academic all-Big Ten teams for each conference sport that competed for a Big Ten championship.

1984-85.....	Tony Granato
1985-86.....	Tony Granato
1989-90.....	Rob Mendel
1991-92.....	Chris Tucker
1992-93.....	Chris Tucker
1993-94.....	Maco Balkovec
1993-94.....	Troy Howard
1993-94.....	Ulvis Katlaps
1993-94.....	Jeff Sanderson
1993-94.....	Scott Sanderson
1993-94.....	Chris Tucker
1994-95.....	Maco Balkovec
1994-95.....	Troy Howard
1994-95.....	Scott Sanderson
1995-96.....	Rick Enrico
1995-96.....	Troy Howard
1995-96.....	Erik Raygor
1995-96.....	Scott Sanderson
1995-96.....	Mark Smith
1996-97.....	Rick Enrico
1996-97.....	Erik Raygor
1996-97.....	Mark Smith

ACADEMIC ALL-WCHA

Beginning with the 1984-85 season, the WCHA recognized student-athletes who exemplified academic excellence. Those selected must have completed at least one year of residence at his present institution, must have a 3.00 grade-point average (4.00 scale) and must have competed in at least one-half of his institution's hockey games during the current season.

1985.....	Tony Granato
1985.....	Jim Johannson
1986.....	Tony Granato
1986.....	Paul Graveline
1986.....	Jim Johannson
1986.....	Glenn Revak
1987.....	John Byce
1987.....	Pat Ford
1987.....	Paul Ranheim
1987.....	Mike Richter
1987.....	Steve Tuttle
1988.....	Rob Mendel
1988.....	Greg Poss
1988.....	Glenn Revak
1988.....	Steve Tuttle
1989.....	Jon Helgeson
1989.....	Kurt Semandel
1989.....	Rodger Sykes
1990.....	Joe Decker
1990.....	Rob Mendel
1990.....	Chris Tancill
1991.....	Rob Andringa
1991.....	Joe Decker
1991.....	Jason Francisco
1991.....	Barry Richter
1992.....	Mike Doers
1992.....	Jason Francisco
1992.....	Chris Tucker
1993.....	Jason Francisco
1993.....	Rob Granato
1993.....	Ulvis Katlaps
1993.....	Chris Tucker
1994.....	Maco Balkovec
1994.....	Shawn Carter
1994.....	Troy Howard
1994.....	Ulvis Katlaps
1994.....	Scott Sanderson
1994.....	Chris Tok
1994.....	Chris Tucker
1995.....	Maco Balkovec

1995.....	Troy Howard
1995.....	Brian Rafalski
1995.....	Scott Sanderson
1996.....	Rick Enrico
1996.....	Troy Howard
1996.....	Erik Raygor
1996.....	Scott Sanderson
1996.....	Mark Smith
1997.....	Kirk Daubenspeck
1997.....	Rick Enrico
1997.....	Mark Smith



John Johannson

NCAA DIVISION I ALL-ACADEMIC TEAM

Following the 1983-84 season, John Johannson was honored with selection to the NCAA Division I College Hockey all-academic team. He is the only Wisconsin player to be selected to the team. Johannson had a 3.6 GPA in the School of Business, majoring in real estate & urban land economics.

In four seasons with the Badgers from 1980-84, Johannson accumulated 64-112-176 in 171 career games.

Team Awards

SPIKE CARLSON MVP AWARD

1963-64	Jim Duffy, Goaltender
1964-65	Gary Johnson, Goaltender
1965-66	Gary Johnson, Goaltender
1966-67	Gary Johnson, Goaltender
1967-68	Bob Vroman, Goaltender
1968-69	John Jagger, Defenseman
1969-70	Wayne Thomas, Goaltender
1970-71	Jim Boyd, Center
1971-72	Jim Young, Wing
1972-73	Norm Cherrey, Wing
1973-74	Stan Hinkley, Wing
1974-75	Mike Dibble, Goaltender
1975-76	Mike Eaves, Center
1976-77	The Team
1977-78	Mike Eaves, Center
1978-79	Les Grauer, Wing
1979-80	Chuck Durocher, Wing
	Roy Schultz, Goaltender
1980-81	The Team
1981-82	Ron Vincent, Wing
1982-83	Marc Behrend, Goaltender
1983-84	Ted Pearson, Wing
1984-85	Gary Suter, Defenseman
1985-86	Marty Wiitala, Defenseman
1986-87	Tony Granato, Center
1987-88	Dean Anderson, Goaltender
1988-89	Curtis Joseph, Goaltender
1989-90	Gary Shuchuk, Center
1990-91	Sean Hill, Defenseman
1991-92	Duane Derksen, Goaltender
1992-93	Barry Richter, Defenseman
1993-94	Blaine Moore, Center
1994-95	Brian Rafalski, Defenseman
1995-96	Kirk Daubenspeck, Goaltender
1996-97	Kirk Daubenspeck, Goaltender

IVAN B. WILLIAMSON SCHOLASTIC AWARD

1964-65	Fritz Ragatz, Defenseman
1965-66	Charles Ellis, Wing
1966-67	Dick Keeley, Defenseman
1967-68	John Moran, Defenseman
1968-69	Mike Cowan, Wing
1969-70	Bob Vroman, Goaltender
1970-71	Gary Engberg, Goaltender
1971-72	Tom Chuckel, Center
1972-73	Tim Dool, Wing
1973-74	Dave Arundel, Defenseman
1974-75	Dick Perkins, Goaltender
1975-76	Mike Eaves, Center
1976-77	Steve Alley, Wing
1977-78	Tom Ulseth, Wing



THREE-TIME MVP

Goaltender Gary Johnson was a three-time MVP for the Badgers from 1964-67. He is the only player in school history to be named Most Valuable Player on three occasions.

1978-79	Mark Ostapina, Wing
1979-80	Chuck Durocher, Wing
1980-81	Kip Pendelton, Goaltender
1981-82	Peter Johnson, Wing
1982-83	Jeff Andringa, Defenseman
1983-84	Jan-Ake Danielson, Defenseman
	John Johansson, Center
1984-85	Paul Houston, Center
1985-86	Jim Johansson, Wing
1986-87	Todd Geisness, Wing
1987-88	Steve Tuttle, Wing
1988-89	Kurt Semandel, Center
1989-90	John Byce, Center
	Rob Mendel, Defenseman
1990-91	Joe Decker, Wing
1991-92	Doug Macdonald, Center
1992-93	Jason Francisco, Wing
1993-94	Chris Tucker, Center
1994-95	Maco Balkovec, Defenseman
1995-96	Scott Sanderson, Wing
1996-97	Kirk Daubenspeck, Goaltender

MOST IMPROVED PLAYER

1968-69	Stu Hendrickson, Wing
1969-70	Jeff Rotsch, Defenseman
1970-71	Brian Erickson, Defenseman
1971-72	Gary Kuklinski, Wing
1972-73	Stan Hinkley, Wing
1973-74	Don Deprez, Wing
1974-75	Tom Ulseth, Wing
1975-76	Dave Herbst, Wing
1976-77	Les Grauer, Wing
1977-78	Brad Mullens, Defenseman
1978-79	Ron Griffin, Defenseman
1979-80	Peter Johnson, Wing
1980-81	Marc Behrend, Goaltender
1981-82	Ed Repins, Defenseman
1982-83	Paul Houck, Wing
1983-84	Ernie Vargas, Wing
1984-85	Tom Ryan, Center
1985-86	Paul Ranheim, Wing
1986-87	Steve Tuttle, Wing
1987-88	John Byce, Wing
1988-89	Jon Helgeson, Wing
1989-90	Tom Sagissor, Wing
1990-91	Jason Francisco, Wing
1991-92	Dan Plante, Wing
1992-93	Chris Tok, Defenseman
1993-94	Mickey Elick, Defenseman
1994-95	Shawn Carter, Wing
1995-96	Rick Enrico, Wing
1996-97	Chris Exarhos, Wing

DR. JOSEPH COYNE MOST CONSISTENT PLAYER

1971-72	Al Folk, Defenseman
1972-73	John Taft, Defenseman
1973-74	Gary Winchester, Center
1974-75	Brian Engblom, Defenseman
1975-76	Murray Johnson, Center
1976-77	John Taft, Defenseman
1977-78	Mark Johnson, Center
1978-79	Theran Welsh, Defenseman
1979-80	Ron Vincent, Wing
1980-81	Ed Lebler, Wing
1981-82	Bruce Driver, Defenseman
1982-83	Chris Chelios, Defenseman
1983-84	Paul Houston, Center
1984-85	Gary Suter, Defenseman
1985-86	Ernie Vargas, Wing
1986-87	Steve Tuttle, Wing
1987-88	Paul Stanton, Defenseman
1988-89	Sean Hill, Defenseman
1989-90	Chris Tancill, Wing
1990-91	Rob Andringa, Defenseman

Team Awards

1991-92	Brian Rafalski, Defenseman
1992-93	Kelly Fairchild, Center
1993-94	Kelly Fairchild, Center
1994-95	Brian Rafalski, Defenseman
1995-96	Tim Rothering, Defenseman
1996-97	Yuri Gusak, Wing

FENTON KELSEY, JR. MOST COMPETITIVE PLAYER

1978-79	Bob Suter, Defenseman
1979-80	Jay McFarlane, Defenseman
1980-81	Brian Mullen, Wing
1981-82	Ted Pearson, Wing
1982-83	Patrick Flatley, Wing
1983-84	Jim Johannson, Wing
1984-85	Gary Suter, Defenseman
1985-86	Tony Granato, Wing
1986-87	Mike Richter, Goaltender
1987-88	Steve Tuttle, Wing
1988-89	Paul Stanton, Defenseman
1989-90	Steve Rohlik, Wing
1990-91	Rob Andringa, Defenseman
1991-92	Brett Kurtz, Wing
1992-93	Dan Plante, Wing
1993-94	Andrew Shier, Wing
1994-95	Mark Strobel, Defenseman
	Mike Strobel, Wing
1995-96	Mike Strobel, Wing
1996-97	Tim Krug, Defenseman

WHA-TV JIM SANTULLI 7TH MAN AWARD

1980-81	Dan Gorowsky, Wing
1981-82	Ken Keryluk, Defenseman
1982-83	Todd Lecy, Wing
1983-84	Ted Pearson, Wing
1984-85	Ernie Vargas, Wing
1985-86	Matt Walsh, Defenseman
1986-87	Todd Geisness, Wing
1987-88	Dennis Snedden, Wing
1988-89	John Byce, Wing
1989-90	Mark Osiecki, Defenseman
1990-91	Doug Macdonald, Center
1991-92	Brett Kurtz, Wing
1992-93	Jason Francisco, Wing
1993-94	Rob Granato, Center
1994-95	Jamie Spencer, Wing
1995-96	Shawn Carter, Wing
1996-97	Joe Bianchi, Center-Wing

CAPTAINS


1963-64	Game Captains
1964-65*	John Russo Chan Young
1965-66	Game Captains
1966-67*	Don Addison Gary Johnson
1967-68	Tony Metro
1968-69*	Bert DeHate Mark Fitzgerald Doug McFadyen
1969-70	Jim Boyd
1970-71	Jeff Rotsch
1971-72*	Jim Young
1972-73	Tim Dool
1973-74	Stan Hinkley
1974-75	Bob Lundeen John Taft Steve Alley
1975-76	Mike Eaves
1976-77	Steve Alley Mike Eaves
	John Taft
1977-78	Mike Eaves
1978-79*	Les Grauer Rod Romanchuk
1979-80	Ron Griffin
1980-81	Jay McFarlane
1981-82*	Ron Vincent Peter Johnson Bruce Driver
1982-83	John Johannson
1983-84	Paul Houston
1984-85	Marty Wiitala
1985-86	Tony Granato
1986-87	Paul Ranheim
1987-88*	Steve Tuttle
1988-89	Steve Rohlik (C) John Byce Paul Stanton

CO-CAPTAINS

John Russo and Chan Young were co-captains for the 1964-65 team that posted a 14-9-0 record under Head Coach John Riley.

1989-90	Steve Rohlik (C) John Byce Mark Osiecki Gary Shuchuk
1990-91*	Don Granato Rob Andringa
1991-92	Doug Macdonald (C) Duane Derksen Jason Francisco Brett Kurtz
1992-93	Barry Richter (C) Dan Plante Jason Francisco
1993-94*	Rob Granato Mark Strobel
1994-95	Mark Strobel (C) Jamie Spencer Chris Tok
1995-96	Max Williams (C) Mickey Elick Mike Strobel
1996-97	Erik Raygor (C) Kirk Daubenspeck Rick Enrico Tim Krug
1997-98	Erik Raygor (C) Brad Englehart Rick Enrico

(C) — Captain; *—co-captains



Lettermen

Player, Pos	Years	Nos.	GP	G	A	Pts	Pen-Min	Hometown
A								
Addison, Donald***, D.....	1964-67	6	70	33	66	99	83-183	Winnipeg, Manitoba
Akervik, Andy***, W.....	1985-88	8, 28	44	6	3	9	5-13	Eau Claire, Wisconsin
Alley, Steve****, W.....	1972-77	11	159	75	90	165	65-162	Anoka, Minnesota
Alward, Charles*, W.....	1964-65	3	15	1	2	3	0-0	Eagle River, Wisconsin
ANDERSON, CRAIG**, D.....	1995-	17	49	4	11	15	8-24	Brooklyn Park, Minnesota
Andringa, Jeff****, D.....	1980-83	6	146	4	21	25	23-46	Madison, Wisconsin
Andringa, Rob****, D.....	1987-91	21	179	16	88	104	99-225	Madison, Wisconsin
Arundel, Dave***, D.....	1970-74	26, 5	118	12	34	46	38-82	Minneapolis, Minnesota
Auger, Jacques*, D.....	1990-91	2	35	2	3	5	24-49	Levis, Quebec
B								
Balkovec, Maco****, D.....	1991-95	24	135	16	64	80	131-297	Port Moody, British Columbia
Benson, Brad*, W.....	1980-81	15	14	0	2	2	1-2	Edina, Minnesota
Bentley, Lloyd****, C.....	1969-73	21	120	50	60	110	40-94	Sault Ste. Marie, Michigan
BIANCHI, JOE***, C.....	1994-	21	120	36	46	82	49-112	Bloomington, Minnesota
BJORNLI, DAN*, W.....	1996-	28	28	0	5	5	1-2	Eagan, Minnesota
Blaisdell, Mike, W.....	1979-80	19	23	7	2	9	9-21	Regina, Saskatchewan
Boyd, James***, C.....	1968-71	17	101	60	66	126	40-109	Calgary, Alberta
BRADLEY, E.J.***, W.....	1995-	19	108	12	22	34	51-121	New Hyde Park, N.Y.
Bunz, Garry***, D.....	1984-87	4	115	1	21	22	79-188	Delta, British Columbia
Burroughs, Charles***, D.....	1967-70	18, 6	82	9	18	27	27-57	Minneapolis, Minnesota
Buss, Matt**, C.....	1990-94	33	63	6	8	14	35-86	Plover, Wisconsin
Busse, Robert**, D.....	1963-65	5	39	7	8	15	76-191	Madison, Wisconsin
Buzza, Paul*, W.....	1980-81		0	0	0	0	0-0	Ottawa, Ontario
Byce, John****, W.....	1986-90	26, 11	169	77	88	165	33-66	Madison, Wisconsin
C								
Campbell, Brian**, W.....	1977-80	18	36	9	6	15	15-33	Madison, Wisconsin
Capouch, Mark****, W.....	1974-78	20	162	33	51	84	29-61	Grand Forks, North Dakota
Carlson, Jeff***, C-W.....	1965-68	11	75	28	32	60	8-22	Excelsior, Minnesota
Carroll, Tom**, W.....	1979-83	13	33	5	3	8	7-14	Edina, Minnesota
Carter, Shawn***, W.....	1992-96	16, 10	104	35	43	78	73-176	Eagle River, Wisconsin
Chelios, Chris**, D.....	1981-83	21	88	22	75	97	56-112	Poway, California
Cherrey, Norm****, W.....	1969-73	20, 21	145	66	67	133	38-76	Beausejour, Manitoba
Chuckel, Thomas*, C.....	1969-72	25	8	0	1	1	3-6	Eagle River, Wisconsin
Clegg, Raymond*, W.....	1964-65	11	22	27	22	49	3-9	Sault Ste. Marie, Michigan
Connor, Dean*, D.....	1967-69	23, 18	22	2	5	7	3-9	Madison, Wisconsin
Cowan, Michael***, W.....	1966-69	14	90	22	41	63	4-8	Superior, Wisconsin
Coyne, John*, W.....	1973-74		0	0	0	0	0-0	Madison, Wisconsin
D								
Danielson, Jan-Ake***, D.....	1981-84	2	86	5	49	54	19-38	Insjon, Sweden
Decker, Joe****, W.....	1987-91	14	126	13	26	39	14-28	Bloomington, Minnesota
DeHate, Delbert****, C.....	1966-70	9	95	108	80	188	38-93	St. Paul, Minnesota
De Saint Phalle, Jacques*, W.....	1982-83	10	7	0	0	0	0-0	Philadelphia, Pennsylvania
Deprez, Don***, W.....	1971-75	19	103	32	28	60	27-90	Stoney Mountain, Manitoba
Doers, Mike**, W.....	1991-94	23	122	11	18	29	38-87	Beaver Dam, Wisconsin
Doner, Lexi****, W.....	1980-84	9	137	21	40	61	23-46	Lynnwood, Washington
Dool, Timothy****, W.....	1969-73	23	140	46	54	100	44-88	Sault Ste. Marie, Michigan
Dougherty, John**, W-D.....	1979-81	18	6	0	0	0	0-0	Green Bay, Wisconsin
Driver, Bruce***, D.....	1980-83	25	127	28	86	114	84-176	Toronto, Ontario
Durocher, Chuck*, W.....	1979-80	10	36	21	25	46	13-26	Ajax, Ontario
E								
Eaves, Mike****, C.....	1974-78	17	160	94	173	267	30-68	Windsor, Ontario
Elick, Mickey****, D.....	1992-96	4	157	27	67	94	61-130	Calgary, Alberta
Ellis, Charles**, W.....	1963-67	9, 19	55	19	24	43	12-24	Madison, Wisconsin
Engblom, Brian*, D.....	1973-75	6	74	23	44	67	56-112	Winnipeg, Manitoba
ENGLEHART, BRAD***, C.....	1994-	9	103	29	32	61	84-198	Fredericton, New Brunswick
ENRICO, RICK***, W.....	1994-	11, 26	107	26	22	48	39-78	Edina, Minnesota
Erickson, Brian**, D.....	1969-72	3	77	11	30	41	52-107	Calgary, Alberta
Ethier, Pat****, D.....	1979-83	24, 4	149	19	74	93	123-265	St. Paul, Minnesota
Exarhos, Chris**, W.....	1995-97	32	43	5	6	11	16-32	Milwaukee, Wisconsin

F

Fairchild, Kelly***, C.....	1991-94	25, 7	125	56	83	139	79-180	Grand Rapids, Minnesota
Faust, Eric****, D.....	1982-87	14, 24	44	1	2	3	21- 42	Toronto, Ontario
Fitzgerald, Mark***, W.....	1966-69	13, 11	86	32	42	74	16- 32	Superior, Wisconsin
Flatley, Pat**, W.....	1981-83	26	76	42	64	106	65-141	Toronto, Ontario
Folk, Al***, D.....	1969-72	18	91	5	23	28	50-107	Etobicoke, Ontario
Ford, Pat****, C.....	1984-88	12	155	48	78	126	94-216	Saskatoon, Saskatchewan
Francisco, Jason****, W.....	1989-93	13	122	24	34	58	26- 52	Duluth, Minnesota
French, Thomas**, W-C.....	1963-65	14	30	23	11	34	7- 14	Ann Arbor, Michigan

G

Geisness, Todd**, W.....	1985-87	23	74	10	10	20	11- 22	Rice Lake, Wisconsin
Gilchrist, Daniel***, D.....	1968-71	5	97	4	19	23	48-118	Yellow Knife, NW Territory
Gleffe, Michael***, W-D.....	1966-69	10	69	24	22	46	32- 67	Green Bay, Wisconsin
Gorowsky, Dan****, W.....	1977-81	15	116	21	15	36	7- 14	White Bear Lake, Wisconsin
Grafton, Kenneth*, D.....	1963-64	3	15	1	5	6	12- 24	Madison, Wisconsin
Graham, Robert*, W.....	1980-81		0	0	0	0	0- 0	Elmhurst, Illinois
Granato, Don****, C-W.....	1987-91	20	162	45	43	88	63-150	Downers Grove, Illinois
Granato, Rob**, C.....	1992-94	21	82	16	12	28	16- 32	Downers Grove, Illinois
Granato, Tony****, C.....	1983-87	21	152	100	120	220	121-242	Downers Grove, Illinois
Grauer, Les****, W.....	1975-79	9	163	83	98	181	95-198	Regina, Saskatchewan
Graveline, Paul****, W.....	1983-87	32, 10	102	10	10	20	22- 47	Grand Forks, North Dakota
Gregory, John****, D.....	1974-78	25, 4	60	0	8	8	20- 40	Maple Ridge, British Columbia
Griffin, Ron***, D.....	1976-80	26, 4	126	27	57	84	37- 85	Livonia, Michigan
GRUDEN, LUKE**, D.....	1995-	4, 14	70	3	16	19	27- 65	Hastings, Minnesota
GUSAK, YURI**, C-W.....	1995-	11	40	5	5	10	1- 2	Riga, Latvia
Gwozdecky, George****, W.....	1973-77	23	96	21	22	43	41- 85	Thunder Bay, Ontario

H

Haley, Darren***, W.....	1994-97	8	112	22	25	47	28- 78	Duluth, Minnesota
Harwell, Joe***, D.....	1989-92	24, 4	93	5	12	17	52-128	Mahtomedi, Minnesota
Heatley, Murray***, W.....	1968-71	12, 19	86	75	62	137	78-201	Calgary, Alberta
Hedlund, Todd**, W.....	1991-94	15	5	0	1	1	1- 2	Roseau, Minnesota
Helgeson, Jon****, W.....	1987-92	10	119	17	14	31	62-124	Roseau, Minnesota
Hendrickson, Stu*, W.....	1968-71	13	47	18	11	29	10- 20	Birchdale, Minnesota
Heppner, Rick*, D.....	1982-84	5	8	2	2	4	2- 4	St. Paul, Minnesota
Herbst, Dave***, W.....	1974-77	27, 25	103	30	38	68	73-168	Hibbing, Minnesota
Hill, Sean***, D.....	1988-91	6	124	35	94	129	122-269	Duluth, Minnesota
Hinkley, Stan****, W.....	1970-74	20	120	31	31	62	55-121	Ponoka, Alberta
Houck, Paul****, W.....	1981-85	16	165	82	95	177	64-137	N. Vancouver, British Columbia
Houston, Paul****, C.....	1981-85	28	152	73	94	167	51-110	Toronto, Ontario
Howard, Troy****, W.....	1992-96	18	112	15	12	27	34- 71	Madison, Wisconsin
Hudon, Gilles*, D.....	1978-79	14	20	1	1	2	4- 8	Montreal, Quebec

J

Jagger, John***, D.....	1968-71	4	102	22	68	90	16- 32	Sault Ste. Marie, Michigan
Jeffries, James**, D.....	1973-75	10	63	10	17	27	24- 48	Hopkins, Minnesota
Jefferies, Mark**, W.....	1974-76	24	26	1	3	4	5- 10	Hopkins, Minnesota
Jensen, Chris*, D.....	1987-89	3	9	1	0	1	0- 0	Wilmette, Illinois
Johannson, Jim****, W.....	1982-86	11	148	63	67	130	76-166	Rochester, Minnesota
Johannson, John****, C.....	1980-84	12	171	64	112	176	80-180	Rochester, Minnesota
Johnson, Brad***, D-W.....	1974-78	15	95	9	11	20	20- 40	Minneapolis, Minnesota
Johnson, Jack*, D.....	1972-73	3	38	4	11	15	8- 16	Bloomfield Hills, Michigan
Johnson, Mark***, C.....	1976-79	10	125	125	131	256	37- 74	Madison, Wisconsin
Johnson, Murray****, W.....	1974-78	18	161	32	43	75	67-143	Minneapolis, Minnesota
Johnson, Peter****, W.....	1978-82	11	153	82	77	159	50-106	Madison, Wisconsin
Johnston, James****, W.....	1969-73	10	144	52	51	103	60-137	St. James, Manitoba

K

Katlaps, Ulvis**, D.....	1992-94	2	83	9	56	65	19- 38	Riga, Latvia
Kavolinas, Clark***, W.....	1975-79	21	56	4	5	9	12- 24	Surrey, British Columbia
Keeley, Richard***, D.....	1964-67	7, 13	57	23	45	68	55-164	Madison, Wisconsin
Keller, Randy**, D.....	1978-81	8	59	0	7	7	31- 65	Victoria, British Columbia
Kelso, Douglas*, W.....	1969-73	24	11	3	1	4	1- 2	Madison, Wisconsin
Kennedy, Charles*, C.....	1965-66	17	15	8	10	18	12- 24	Sault Ste. Marie, Michigan
Keryluk, Ken****, W.....	1978-82	17	152	35	30	65	21- 42	Winnipeg, Manitoba
Klipsic, Richard***, W.....	1967-70	8	93	34	44	78	31- 65	Rochester, Minnesota
Krug, Tim****, D.....	1993-97	5	101	2	9	11	47-102	Bloomington, Minnesota
KUK, DUSTIN*, W.....	1996-	18	37	9	17	26	27- 81	Livonia, Michigan
Kuklinski, Gary**, W.....	1969-72	25, 12	64	6	14	20	0- 0	Mosinee, Wisconsin
Kuklinski, Thomas*, W.....	1972-73	13	0	0	0	0	0- 0	Mosinee, Wisconsin
Kurtz, Brett****, C.....	1988-92	25, 21	172	32	58	90	93-194	Joliet, Illinois

HONORS

Lettermen

L

Lannan, Pat***, C-W.....1969-72	14	95	27	25	52	33- 67	Calgary, Alberta
LaPlante, Mike**, D.....1995-97	3, 25	65	0	13	13	54-124	Calgary, Alberta
Lebler, Ed***, W.....1978-81	26	102	39	42	81	26- 55	Vanderhoof, British Columbia
Lecy, Scott****, W.....1977-81	16	151	83	127	210	67-148	Rochester, Minnesota
Lecy, Todd****, W.....1979-83	7	149	50	57	107	80-170	Rochester, Minnesota
Leevers, Robert***, D.....1966-68	3	47	1	15	16	5- 10	Devils Lake, North Dakota
Leszczynski, Ron***, W-C.....1963-66	18	56	37	58	95	23- 50	Mosinee, Wisconsin
Lundeen, Dave****, C.....1973-77	22	141	60	81	141	107-304	Minneapolis, Minnesota
Lundeen, Paul*, W.....1977-78	19	33	5	4	9	6- 12	Minneapolis, Minnesota
Lundeen, Robert****, D-C.....1971-75	4	143	35	65	100	34- 71	Minneapolis, Minnesota
Lundeen, Tom*, W.....1975-77	6	7	0	0	0	4- 16	Minneapolis, Minnesota

M

Macdonald, Doug****, C.....1988-92	12	152	75	114	189	98-228	Port Moody, British Columbia
MacKenzie, Ken***, D.....1984-87	27	102	2	30	32	41- 90	Kelowna, British Columbia
McFadyen, Douglas***, D.....1967-70	2	98	15	67	82	44- 96	Calgary, Alberta
McFarlane, Jay***, D.....1978-81	7, 2	114	6	28	34	107-222	Edmonton, Alberta
McGrath, Mike*, D.....1983-85	3	44	3	9	12	21- 42	Rowland Hgts, California
McIntosh, Norm****, D.....1974-78	8	158	27	86	113	74-162	Grand Prairie, Alberta
McKenzie, Steve**, D.....1980-82	3	84	4	24	28	30- 65	Leduc, Alberta
Machowski, Thomas***, D.....1971-75	2	137	7	31	38	75-150	Chicago, Illinois
Maley, Dave****, W.....1982-86	20	162	66	100	166	132-301	Edina, Minnesota
Meeker, Mike**, W.....1975-77	19	76	44	38	82	36- 75	Ottawa, Ontario
Mellanby, Scott**, W.....1984-86	19	72	35	47	82	61-149	Islington, Ontario
Mendel, Rob****, D.....1986-90	17	170	3	41	44	57-115	Los Angeles, California
Metro, Tony***, D.....1965-68	5	77	19	47	66	35-110	Sault Ste. Marie, Michigan
Miller, Sterling*, W.....1963-64	9	15	1	2	3	1- 2	Madison, Wisconsin
Moore, Blaine****, C-W.....1990-94	17	141	57	72	129	121-277	Kitimat, British Columbia
Moran, John***, D.....1965-68	3, 4	77	9	25	34	10- 20	Devils Lake, North Dakota
MOREAU, T.R., W.....1996-	10	34	7	9	16	19- 46	Rockford, Illinois
Morgan, Jon****, W.....1977-81	22	103	10	21	31	35- 78	Minnetonka, Minnesota
Mullen, Brian**, W.....1980-82	19	71	31	30	61	19- 38	New York, New York
Mullens, Brad***, D.....1974-78	14, 7	93	3	12	15	59-118	North Bay, Ontario

N

Nate, Jeff*, W.....1980-84	26	2	1	0	1	0- 0	Salt Lake City, Utah
Nelson, Chris****, D.....1988-92	8	144	11	31	42	103-206	Los Angeles, California
Nelson, Gregory***, W.....1966-69	12, 7	85	29	23	52	31- 84	Fond du Lac, Wisconsin
Newberry, John**, W.....1980-82	10	78	68	59	127	50-119	Victoria, British Columbia
Norwich, Craig***, D.....1974-77	5	114	42	126	168	76-160	Edina, Minnesota

O

Obrodovich, Thomas***, W.....1965-68	4, 15	78	57	33	90	22- 53	Eagle River, Wisconsin
Olmstead, Dennis**, C.....1972-74	12	75	45	58	103	17- 34	Calgary, Alberta
Osiecki, Mark***, D.....1987-90	24	108	6	42	48	62-156	Burnsville, Minnesota
Ostapina, Mark*, W.....1977-79	28	8	0	1	1	0- 0	Oak Lawn, Wisconsin
Otness, David*, W.....1973-74	21	36	11	10	21	3- 6	Edina, Minnesota

P

Parker, John***, C-W.....1986-91	7	107	18	22	40	44- 88	White Bear Lake, Minnesota
Pay, David**, W.....1972-74	9	73	33	30	63	33- 66	St. Catharines, Ontario
Pearson, Ted****, W.....1980-84	24, 19	154	40	61	101	126-294	Flin Flon, Manitoba
Perrin, Ian****, D.....1974-79	12, 6	129	3	20	23	29- 58	Spy Hill, Saskatchewan
Peterson, Larry, W-G.....1966-68	21, 17	4	0	1	1	0- 0	Wayzata, Minnesota
PETERSON, MATT***, D.....1994-	6	73	2	1	3	28- 56	Maple Grove, Minnesota
Petruszates, James***, W-C.....1964-67	16	66	55	43	98	41- 98	Eagle River, Wisconsin
Phippen, Tim**, D.....1976-79	15, 25	89	3	9	12	9- 18	St. Paul, Minnesota
Plante, Dan***, W.....1990-93	22, 32	115	42	49	91	133-309	Hayward, Wisconsin
Poffenroth, Robert***, C.....1967-70	16	99	74	95	169	58-156	Calgary, Alberta
Poss, Greg***, W.....1986-89	2	98	7	18	25	44- 88	Green Bay, Wisconsin

R

Rafalski, Brian****, D.....1991-95	3	150	20	80	100	58-124	Allen Park, Michigan
Ragatz, Frederick**, D.....1963-65	4	30	1	3	4	9- 21	Madison, Wisconsin
Rahko, Richard*, W-C.....1964-65	15	23	14	14	28	0- 0	Eveleth, Minnesota
Ranheim, Paul****, W.....1984-88	25	161	88	89	177	83-191	Edina, Minnesota
RAYGOR, ERIK**, W.....1994-	23	89	31	26	57	61-130	Superior, Wisconsin
Reay, Bill Jr.***, W.....1970-74	27, 15	92	25	22	47	44- 88	Chicago, Illinois
Reed, William*, W.....1963-65	10, 17	20	1	1	2	5- 10	Upper Saddle River, New Jersey
REINPRECHT, STEVE*, W.....1996-	27	38	11	9	20	6- 12	Edmonton, Alberta
Repins, Ed**, D.....1980-82	14	38	3	8	11	10- 20	Shorewood, Wisconsin
Revak, Glenn****, C-W.....1984-88	26, 16	131	27	36	63	14- 28	Winnipeg, Manitoba
Richter, Barry****, D-W.....1989-93	2, 26	170	52	104	156	90-204	Madison, Wisconsin
Riley, John***, W.....1964-67	8	70	18	31	49	24- 51	Madison, Wisconsin
Rohlik, Steve****, W.....1986-90	18, 9	166	34	47	81	79-189	St. Paul, Minnesota

Romanchuk, Rod****, W.....1975-79	11, 24	162	54	52	106	41- 82	St. Paul, Minnesota
ROTHERING, TIM** , D.....1995-	24	65	7	22	29	41-101	Madison, Wisconsin
Rotsch, Jeff****, D.....1969-72	7	99	8	45	53	50-100	Minneapolis, Minnesota
Russo, John***, D.....1963-66	2	60	17	21	38	38- 83	Sault Ste. Marie, Michigan
Rutlin, Ronald****, D.....1965-68	15, 6	49	4	11	15	11- 22	Madison, Wisconsin
Ryan, Tom****, C-W.....1982-86	22	90	33	30	63	11- 22	Madison, Wisconsin
S							
Sabo, Scott***, W-C.....1980-84	23	120	24	34	58	54-124	Thief River Falls, Minnesota
SABO, STEVE*** , D.....1994-	7	71	6	16	22	40- 99	Madison, Wisconsin
Sabol, Shaun***, D.....1986-88	28	48	11	19	30	51-108	Minneapolis, Minnesota
Sager, Tim**, W-C.....1980-84	29, 33	45	6	13	19	14- 28	St. Paul, Minnesota
Sagissor, Tom****, W.....1986-90	19	162	31	48	79	135-338	Hastings, Minnesota
Sanderson, Jeff****, D.....1989-94	5, 22	21	1	1	2	5- 10	Edina, Minnesota
Sanderson, Scott****, C.....1992-96	25, 20	110	21	22	43	21- 50	Edina, Minnesota
Scheid, Jim**, C.....1976-80	29, 23	127	29	60	89	45- 92	Rochester, Minnesota
Scheid, Tony**, W.....1984-88	32, 33	66	16	8	24	12- 24	Austin, Minnesota
Semandel, Kurt****, W-D.....1985-89	6	140	13	19	32	37- 82	West Allis, Wisconsin
Shaughnessy, Robert**, W.....1970-74	16	47	5	6	11	4- 8	Blind River, Ontario
Shier, Andrew****, W.....1990-94	9	146	53	115	168	106-255	Port Huron, Michigan
Shuchuk, Gary****, C-W.....1986-90	26, 16	177	85	91	176	143-314	Edmonton, Alberta
SIREN, NIKI* , W.....1996-	20	30	6	5	11	6- 12	Kouvola, Finland
Skille, Lee*, W.....1975-76	13	12	0	3	3	2- 4	Madison, Wisconsin
Smith, David***, W.....1967-70	19, 21	93	27	46	73	64-137	Regina, Saskatchewan
SMITH, MARK*** , W.....1994-	22	79	7	14	21	14- 36	Woodbury, Minnesota
Snedden, Dennis****, W.....1987-91	27	170	50	48	98	92-192	Eagle River, Wisconsin
Speer, Dave*, W.....1978-80	12	56	17	22	39	12- 27	Calgary, Alberta
Spencer, Jamie****, C.....1991-95	18, 12	143	46	59	105	66-157	Carmel, Indiana
Stanton, Paul****, D.....1985-89	5	167	25	90	115	132-310	Foxboro, Massachusetts
Strobel, Mark****, D.....1991-95	20, 26	151	21	41	62	116-252	St. Paul, Minnesota
Strobel, Mike****, W.....1991-96	27	155	49	51	100	112-297	St. Paul, Minnesota
Suter, Bob****, D.....1975-79	2	157	27	76	103	177-377	Madison, Wisconsin
Suter, Gary**, D.....1983-85	4	74	16	57	73	89-178	Madison, Wisconsin
Suter, John**, D.....1973-78	3	117	4	15	19	71-145	Madison, Wisconsin
Sykes, Rodger****, D.....1987-91	4, 23	134	8	19	27	43- 86	Waukegan, Illinois
T							
Taft, John****, D.....1972-77	7	156	36	95	131	52-111	Minneapolis, Minnesota
Talafous, Dean**, C.....1971-74	17	111	48	85	133	50-105	Hastings, Minnesota
Tancill, Chris****, C-W.....1986-90	22	173	81	92	173	80-168	Livonia, Michigan
Tanner, Bert*, W.....1963-64		11	1	0	1	2- 7	Middleton, Wisconsin
Thomas, Tim***, D.....1981-86	29, 7	151	41	113	154	104-248	Richfield, Minnesota
Tochterman, Mat*, W.....1968-72	15	35	12	17	29	6- 18	Green Bay, Wisconsin
Tok, Chris****, D.....1991-95	14	144	10	26	36	141-302	Coleraine, Minnesota
Tompkins, Dan**, W.....1993-95	25	50	5	10	15	44-113	Minnetonka, Minnesota
Tschipper, Steve****, W.....1982-86	18	70	8	11	19	11- 22	Thornhill, Ontario
Tucker, Chris****, W.....1990-94	19	155	37	44	81	28- 73	Bloomington, Minnesota
Tuomie, Tray**, W.....1989-91	15	60	10	22	32	6- 12	Minneapolis, Minnesota
Tuttle, Steve****, W.....1984-88	23, 9	147	63	74	137	17- 34	Vancouver, British Columbia
U							
Uihlein, Phil**, W.....1970-72	9	60	9	7	16	6- 12	Milwaukee, Wisconsin
Ulseth, Tom****, W.....1974-78	16	160	56	73	129	38- 79	Moorhead, Minnesota
V							
Van Dyke, John*, W.....1963-64		13	5	1	6	1- 2	Milwaukee, Wisconsin
Vargas, Ernie****, W.....1982-86	8	156	35	58	93	79-199	Coon Rapids, Minnesota
Vincent, Ron****, W.....1978-82	20	159	75	131	206	57-118	Victoria, British Columbia
W							
Walsh, Matt****, D.....1982-86	14	166	8	54	62	108-219	Madison, Wisconsin
Wallace, Bruce*, D.....1979-80	3	36	2	12	14	14- 34	W. Vancouver, British Columbia
Weiss, James*, C-W.....1963-64	17	12	10	9	19	1- 2	Shaker Heights, Ohio
Welsh, Thera****, D.....1977-81	5	161	34	194	228	94-220	Weldon, Saskatchewan
Whipple, Richard**, W.....1964-66	14	17	3	3	6	2- 4	Madison, Wisconsin
White, Jeff**, D.....1983-85	29	43	1	2	3	14- 28	Rosemont, Pennsylvania
Wiitala, Marty****, D-W.....1982-86	17	163	46	82	128	20- 40	Superior, Wisconsin
Williams, Max****, C-W.....1992-96	16	148	65	61	126	59-151	Mahwah, New Jersey
Winchester, Gary****, C.....1970-74	8	144	83	80	163	22- 44	Calgary, Alberta
Y							
Young, Donald**, C-W.....1966-69	20	21	9	13	22	1- 2	London, Ontario
Young, Frank***, W-C.....1963-66	12, 10	58	24	19	43	21- 45	Madison, Wisconsin
Young, James***, W.....1969-72	11	104	55	56	111	38- 76	Dafter, Michigan
Z							
Zent, Jason****, W.....1990-94	11	164	92	68	160	179-397	Cheektowaga, New York

HONORS

Lettermen


GOALIE WON-LOSS RECORDS

Dean Anderson	68-35-2
John Anderson*	9-3-1
Julian Baretta	51-26-6
Gary Baxter	19-13-2
Marc Behrend	49-8-3
Jim Carey	39-21-2
Kirk Daubenspeck	55-55-8
Duane Derksen	80-40-6
Mike Dibble	50-36-7
James Duffy	8-4-3
Gary Engberg	6-3-0
Ernest Gabona	0-1-0
Jamey Gremore	7-8-0
Ben Hall	5-0-0
Gary Johnson	37-28-0
Curtis Joseph	21-11-5
Terry Kleisinger	47-30-2
John Lambie	0-0-0
Jim Makey	41-17-0
Doug McFadden*	3-1-0
Dave McNab	10-2-0
Jon Michelizzi	22-10-2
Kip Pendleton	0-0-0
Dick Perkins	35-19-6
Larry Peterson	5-0-0
Mike Richter	33-25-1
Roy Schultz	29-21-1
Jake Soper	1-0-1
Doug Spitzig*	0-2-0
Wayne Thomas	23-13-1
Mike Valley	2-3-0
Bob Vroman	38-18-1

*played varsity hockey, but did not letter.

GOALTENDERS

Player	Years	GP	GA	GAA	Saves	SV%	SO	Hometown
Althaus, Jeff**	1990-93	1	1	10.87	2	.667	0	St. Cloud, Minnesota
Anderson, Dean****	1984-88	108	403	3.82	3024	.882	2	Oshawa, Ontario
Baretta, Julian****	1975-79	86	310	3.62	2468	.888	2	Edmonton, Alberta
Baxter, Gary****	1982-86	34	122	3.87	817	.870	1	Don Mills, Ontario
Behrend, Marc***	1980-83	62	164	2.64	1705	.912	4	Madison, Wisconsin
Carey, Jim**	1992-94	66	192	3.02	1755	.901	2	Weymouth, Massachusetts
Daubenspeck, Kirk****	1993-97	121	440	3.79	3517	.889	1	Madison, Wisconsin
Derksen, Duane****	1988-92	126	413	3.33	3222	.886	6	Morden, Manitoba
Dibble, Mike****	1973-78	94	365	3.88	2895	.888	1	Minneapolis, Minnesota
Duffy, James*	1963-64	14	61	4.36	456	.882	1	Highland Park, Illinois
Engberg, Gary*	1970-71	73	15	2.05	200	.930	1	Glenview, Illinois
Gabona, Ernest*	1963-64	2	9	4.50	41	.820	0	Cleveland, Ohio
Gremore, Jamey***	1978-81	16	70	4.35	465	.869	0	White Bear Lake, Minnesota
Hall, Ben***	1964-67	6	20	3.23	106	.841	0	Huntington, New York
Johnson, Gary***	1964-67	63	241	3.84	1759	.880	3	Roseau, Minnesota
Joseph, Curtis*	1988-89	38	94	2.49	1061	.919	1	Newmarket, Ontario
Kleisinger, Terry****	1980-84	79	264	3.32	2242	.895	9	Nanaimo, British Columbia
Lambie, John****	1985-89	2	1	4.55	6	.857	0	Waukesha, Wisconsin
Makey, Jim***	1970-73	61	217	3.56	1769	.891	0	Dunville, Ontario
McNab, Dave***	1973-78	14	40	2.85	327	.891	0	San Diego, California
Michelizzi, Jon***	1989-93	36	134	3.80	891	.869	1	Duluth, Minnesota
Mill, Gary*	1982-84	2	4	4.11	22	.846	0	Kirkwood, Missouri
Passalino, Mark**	1982-86	—	—	—	—	—	—	Lake Forest, Illinois
Pendleton, Kip**	1978-81	1	2	2.00	9	.818	0	Madison, Wisconsin
Perkins, Richard****	1971-75	60	202	3.36	1811	.900	3	St. Paul Park, Minnesota
Peterson, Larry**	1966-68	8	17	2.13	108	.864	0	Wayzata, Minnesota
Richter, Mike**	1985-87	60	218	3.71	1864	.895	1	Flourtown, Pennsylvania
Sauer, John*	1994-95	1	0	—	0	—	0	Fox Point, Wisconsin
Schultz, Roy**	1978-80	50	216	4.29	1597	.881	2	Rush Lake, Saskatchewan
SOPER, JAKE**	1994-	7	13	4.32	66	.835	0	Menomonie, Wisconsin
Sundby, Jon*	1964-65	5	5	4.00	13	.722	0	Madison, Wisconsin
Thomas, Wayne**	1968-70	37	104	2.84	1039	.909	3	Ottawa, Ontario
MIKE VALLEY*	1996-	10	24	3.39	198	.892	0	Delta, British Columbia
Vroman, Robert***	1967-70	54	164	3.05	1312	.889	6	Bloomington, Minnesota



JIM CAREY



DEAN ANDERSON

Photo by Jo Matzner

Current players are indicated with bold caps.



MEDIA INFORMATION

Media Relations



STEVE MALCHOW

STEVE MALCHOW is in his eighth season as Director of Sports Information at Wisconsin. The 36-year-old Malchow is in charge of publicity for all 11 Badger men's sports programs.

Malchow worked from 1979-89 at Iowa as a student, graduate and full-time assistant in the Hawkeye Sports Information Office, before accepting his post at the UW-Madison.

He is a member of the College Sports Information Directors of America (CoSIDA), which has honored more than 40 of his press guides for excellence. Malchow's 1985 football and basketball yearbooks were rated first and second in the nation, respectively.

The 1983 graduate of Iowa earned degrees in marketing, journalism and management sciences. He is a member of the College Football and Basketball Writer's Associations. A native of Sioux City, Iowa, Steve is single and lives in Madison.



JUSTIN DOHERTY

JUSTIN DOHERTY begins his third year as Associate Sports Information Director at Wisconsin after two-and-a-half-years as SID at North Dakota.

Doherty coordinates media relations for men's basketball and assists with football. He serves as editor of the football and basketball game programs and oversees sports information tasks for golf, tennis and swimming.

At UND he directed publicity for a 15-sport athletics program. He was also an assistant at Northern Michigan (1990-92) and sports editor at the *Marshall* (Mich.) *Chronicle* for eight months after earning a bachelor's degree in journalism from Michigan State in 1988. He was a student assistant in the MSU sports information office from 1984-89.

A native of Southfield, Mich., Doherty and his wife Martha have a daughter, Erin, and reside in Madison.



JULIE KLUGE


JULIE KLUGE is in her eighth campaign as an Assistant Sports Information Director at the UW. She has worked for the University's Department of Athletics since 1984.

Kluge directs publicity for the nationally recognized hockey, cross country and track teams. She assists with UW football. The 1988 graduate of the UW-Madison has B.S. degrees in zoology and secondary education.

Kluge is editor of both the Wisconsin hockey media guide and game program. Her cross country and hockey media guides have earned national distinction from the College Sports Information Directors of America (CoSIDA). Her 1994-95 and 1996-97 hockey media guides were judged "Best in the Nation" by CoSIDA.

She was an assistant director in the publicity office of the WCHA (1989) and has worked for the NCAA at its national hockey championship.

A native of Benton, Wis., Kluge resides in Madison.



STEPHEN GRADDY

SID DIRECTORY

Address

Sports Information
1440 Monroe Street
Madison, WI 53711
Phone: (608) 262-1811
Fax: (608) 262-8184

Director

Steve Malchow

Associate Director

Justin Doherty

Assistant Director

Julie Kluge

Research Interns

Stephen Graddy
Heather Van Peursem

Secretary

Barb Wyatt

Student Assistants

Britt Kinder
Bill Pfeiffer
Lauren Price
Carla Swinehart

Athletic Department

Phone: (608) 262-1866

Hockey Office

Phone: (608) 262-3932

Ticket Office

Phone: (608) 262-1440
or 1-800-GO BADGERS

Media Information

ARRIVING AT THE COLISEUM

The University of Wisconsin's working facilities for newspaper and radio are located in the upper level on the east side of the Coliseum. Media covering the Badgers should enter the Coliseum on the north side (opponent entrance).

MEDIA CREDENTIALS

All requests for working media credentials for Wisconsin home games must be made in advance through the UW Sports Information Office, 1440 Monroe Street, Madison, WI 53711. **PHONE:** (608) 262-1811. **FAX:** (608) 262-8184.

Requests should be made on your company's official letterhead at least one week in advance of the game(s) you wish to cover. Upon acceptance of applications, appropriate credentials are either mailed or placed at will call on the east side of the Coliseum on game night.

MEDIA PARKING

There is no reserved parking for visiting media at the Dane County Coliseum. Visiting media should allow extra time in arriving at the Coliseum to avoid parking delays.

PHOTOGRAPHERS

Photo passes are limited because of space restrictions at the Coliseum. Requests should be submitted on your company's letterhead to the UW Sports Information Office and are granted on a priority first-come, first-served basis. There are designated locations assigned for use by photographers. When you arrive at the Coliseum on game night, please see a representative of the UW Sports Information Office for clarification of those areas. Photographers are asked to consider the fans' sight lines when shooting in the Coliseum.

Fax: (608) 262-8184

RADIO AND TELEVISION

Visiting radio and television stations

WORLD WIDE WEB

The latest information on Wisconsin athletics, including media releases and statistics on all sports, is available on the World Wide Web. The address is:

<http://www.wisc.edu/ath/>

FAX-ON-DEMAND DIRECTORY

3360	Entire release
3361	Statistics and Results
3362	Roster and Schedule
3363	Latest game summaries

Big Ten passcode is 282

will be admitted for broadcast upon recommendation of the visiting school sports information director. Requests must be received at least one week prior to the game(s) you wish to broadcast. Broadcast locations are assigned by the UW Sports Information Department based on involvement with the co-op line arrangement. Unless prior arrangements have been made, credentials will be available for pick up at the north end of the Coliseum by the entrance to the opponent locker room two hours prior to the start of the game.

INTERVIEWING COACH SAUER

UW head coach Jeff Sauer will hold a press conference with the media following the game after a short post-game session with the team. Sauer's press conference is conducted in the players' lounge near the Badger locker room. During the week, the best time to interview Sauer is between 10 a.m. and noon at the UW hockey office or before (approx. 2:45-3) or after (6-6:30) practices.

INTERVIEWING PLAYERS

During the week—Media wishing to interview specific players should call the Sports Information Office to check on their availability. Practices are held at the Coliseum from 3-6 p.m., on Mondays, Tuesdays and Wednesdays and from 3-5 p.m. on Thursdays of home weekends. Occasionally, practice will be held at the Arena on the grounds of the Dane County Expo. For exact practice times and locations, contact the SID Office. Players are available for interviews AFTER practice (approximately 5:30-6:00). Player availability is also dictated by class schedules.

Post-Game—Player interviews will be conducted in the players' lounge following Coach Sauer's post-game conference.

Wisconsin has a closed locker room policy. No media are permitted inside the Wisconsin locker room.

FAX-ON-DEMAND

Big Ten—The Big Ten Conference and its schools provide 24-hour access to the latest press releases, statistics and notes on Big Ten sports. Media members simply call the Fax-On-Demand phone number (available from the Big Ten Office at 708-696-1010) and request the information they wish to receive.

WCHA — Information on the Western Collegiate Hockey Association (passcode 9242) and its member schools is also available through the Fax-on-Demand system. Each school's weekly press release and updated statistics are available through this system.

With the Fax-on-Demand system, requested information will be faxed back immediately. Because of this service, Wisconsin no longer mails its hockey releases. If you have questions about accessing the information, call the UW Sports Information Office at 608-262-1811. *It is for media use only.*

Area Map

FINDING THE DANE COUNTY COLISEUM

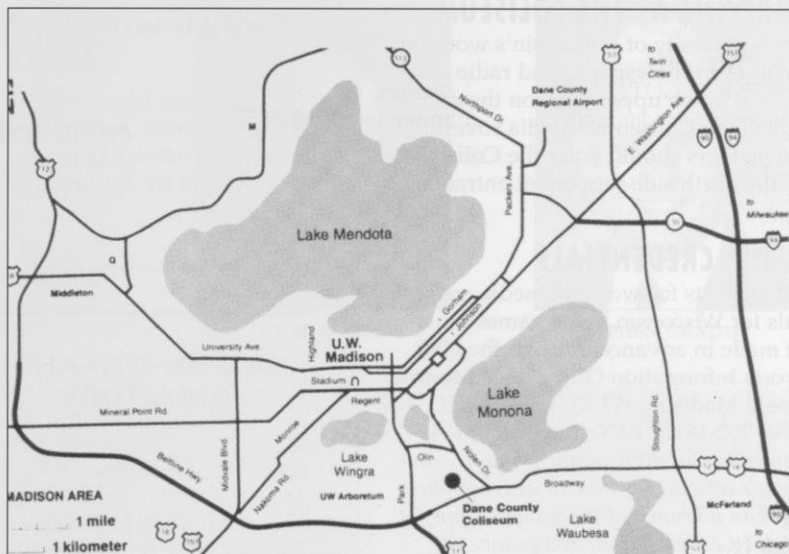
From the Dane County Airport

Take Stoughton Road south to the Madison beltline (Highway 12 & 18). Take Highway 12 & 18 west to the Coliseum exit (John Nolen Drive).

From the East

(1.) From Interstate 90, take the Madison beltline (Highway 12 & 18 west) to the Coliseum exit (John Nolen Drive).

(2.) From Interstate 94, take the Janesville exit (90 East). Take the beltline exit (Highway 12 & 18 west). Exit on John Nolen Drive.



Road Headquarters

At Alaska Anchorage

Anchorage Hilton Hotel
500 W. 3rd Ave.
Anchorage, AK 99501
(907) 272-7411

At Minnesota-Duluth

Holiday Inn
200 W. First Street
Duluth, MN 55802
(218) 722-1202

At Michigan

At Michigan State
Radisson Hotel Lansing
111 N. Grand Ave.
Lansing, MI 48933
(517) 482-0188

At Notre Dame

Holiday Inn Downtown
213 W. Washington Street
South Bend, IN 46601
(219) 232-3941

At Bank One Badger Hockey Showdown

Hyatt Regency
333 W. Kilbourn Ave.
Milwaukee, WI 53203
(414) 276-1234

At Denver

Marriott City Center
1701 California Street
Denver, CO 80202
(303) 297-1300

At Nebraska-Omaha

Omaha Marriott
10220 Regency Circle
Omaha, NE 68114
(402) 399-9000

At Colorado College

Doubletree Hotel-World Arena
1775 E. Cheyenne Mountain Blvd.
Colorado Springs, CO 80906
(719) 576-8900

At Minnesota

Minneapolis Marriott City Center
30 S. 7th Street
Minneapolis, MN 55402
(612) 349-4000

At Michigan Tech

Franklin Square Inn
820 Sheldon Avenue
Houghton, MI 49931
(906) 487-1700

At North Dakota

Holiday Inn
1210 N. 43rd St.
Grand Forks, ND 58203
(701) 772-7131

Primary Media

PRINT

ANDY BAGGOT
Wisconsin State Journal
 P.O. Box 8058
 Madison, WI 53708
Phone: (608) 252-6165
Fax: (608) 252-6119

ROB SCHULTZ
 MIKE LUCAS
Capital Times
 P.O. Box 8060
 Madison, WI 53708
Phone: (608) 252-6474
Fax: (608) 252-6445

Hockey Beat Writer
Milwaukee Journal Sentinel
 202 State Street, Ste. 202
 Madison, WI 53703
Phone: (608) 258-2271
Fax: (608) 258-2279

Milwaukee office
Phone: (414) 224-2310
Fax: (414) 224-2049

TOM BIERSDORFER
 RONNY WHITWORTH
Inside Wisconsin
 P.O. Box 260257
 Madison, WI 53726-0257
Phone: (608) 236-9465
Fax: (608) 236-9467
 insideuw@aol.com

PAT STIEGMAN
Journal-Sentinel On-line
 5702 Bellows Circle
 Madison, WI 53716
Phone: (414) 225-5017
 sports.editor@onwis.com

SPORTS EDITOR
Badger Herald
 550 State Street
 Madison, WI 53703
Phone: (608) 257-4712, ext. 26
Fax: (608) 257-6899

SPORTS EDITOR
Daily Cardinal
 Vilas Hall
 Madison, WI 53706
Phone: (608) 262-5857

RADIO

MICHAEL BAHR
 BRIAN POSICK
 WIBA Radio Sports
 P.O. Box 99
 Madison, WI 53701
Phone: (608) 274-5450
Fax: (608) 274-5521
Flagship
TV play-by-play

MARK GRANTIN
 WHIT
 5024 E. Lacy Road
 Madison, WI 53711
Phone: (608) 271-6611

CASEY JAMES
 WTDY
 2740 Skia Lane
 Madison, WI 53713
Phone: (608) 281-1480

BILL BROPHY
 4409 Waite Lane
 Madison, WI 53711
Phone: (608) 256-2536
Radio color commentator

PAUL BRAUN
 95-A Golf Parkway
 Madison, WI 53704
Phone: (608) 242-9725
Radio play-by-play announcer

DICK WHEELER
 Wheeler News Service
 121 E. Main Street
 Suite 300
 Madison, WI 53703
Phone: (608) 257-2614

TELEVISION

CRAIG COSHUN
 WMTV (Ch. 15, NBC)
 615 Forward Drive
 Madison, WI 53711
Phone: (608) 274-7817
Fax: (608) 271-5194

JEFF LENZEN
 WISC (Ch. 3, CBS)
 7025 Raymond Road
 Madison, WI 53719
Phone: (608) 276-7400
Fax: (608) 271-0800

JAY WILSON
 WKOW (Ch. 27, ABC)
 P.O. Box 100
 Madison, WI 53701
Phone: (608) 274-6118
Fax: (608) 274-9569
Coaches' TV Show

DENNIS KRAUSE
 WTMJ (Ch. 4, NBC)
 720 E. Capital Drive
 Milwaukee, WI 53201
Phone: (414) 332-9611
Fax: (414) 223-5466

TOM PIPINES
 WITI (Ch. 6, FOX)
 9001 N. Green Bay Road
 Milwaukee, WI 53217
Phone: (414) 355-6215
Fax: (414) 362-2141

TOM SUTTON
 WISN (Ch. 12, ABC)
 P.O. Box 402
 Milwaukee, WI 53201
Phone: (414) 342-8812
Fax: (414) 342-7505

DEB PIPER
 WHA (Ch. 21, PBS)
 821 University Avenue
 Madison, WI 53706
Phone: (608) 263-2121
Fax: (608) 263-9763
Delay Telecast

ROB ANDRINGA
 3818 Woodstone Drive
 Madison, WI 53719
TV color commentator

WIRE SERVICE

ARNIE STAPLETON
 Associated Press
 918 N. Fourth Street
 Milwaukee, WI 53203
Phone: (414) 271-0158
Fax: (414) 225-3599

SHARON THEIMER
 Associated Press (Madison)
 1901 Fish Hatchery Road
 Madison, WI 53713
Phone: (608) 258-9235

Television Coverage

WPT NETWORK

Wisconsin Public Television connects the people of Wisconsin through broadcasts of events like Badger sports on its state-wide network. The following stations make up the Wisconsin Public Television network.

Madison
WHA-TV (Channel 21)

Green Bay
WPNE-TV (Channel 38)

La Crosse
WHLA-TV (Channel 31)

Eau Claire/Menomonie
WHWC-TV (Channel 28)

Milwaukee
WMVT-TV (Channel 36)

Park Falls
WLEF-TV (Channel 36)

Wausau
WHRM-TV (Channel 20)

ON THE WEB

All Badger hockey broadcast dates and times can be found on WPT's website at:

www.wpt.org



MICHAEL BAHR




ROB ANDRINGA

WISCONSIN PUBLIC TELEVISION


Wisconsin Public Television enters its 20th year of Badger hockey broadcasts in 1997-98. WPT televises all UW home games on a tape-delayed basis across the state of Wisconsin on its seven-station network. In addition to its on-ice coverage of Badger hockey, WHA-TV created the 7th Man Award in 1980, which is voted on by the viewers and given to a UW player each year. The award was recently re-named the WHA-TV Jim Santulli 7th Man Award in honor of the late producer who initiated Badger hockey broadcasts on WHA.

WPT's announce team features veteran radio announcer Michael Bahr and former Badger defenseman Rob Andringa. Bahr is starting his 10th year at WIBA Radio and brings a wide breadth of sports experience to the broadcast. He is the sports director and program director at WIBA AM and hosts the morning talk show. He has been calling play-by-play for hockey, football and basketball at the collegiate and high school levels for more than 15 years.


Andringa starts his second year as color analyst for WPT. As a defenseman for the Badgers (1987-91), he was part of the 1990 NCAA Championship team and was selected to the NCAA all-tournament team that year. After graduation, he played hockey with the Pittsburgh Penguins' affiliate team before returning to Madison. He is currently an investment officer with Robert W. Baird & Co. Andringa's close association with and insight into the UW hockey program adds a unique perspective to WPT's telecast.



Radio Coverage



PAUL BRAUN



BILL BROPHY

RADIO COVERAGE

Exclusive radio coverage of Wisconsin hockey is heard on WIBA (1310 AM). The University Athletic Department and Point Communications entered into a three-year agreement for radio broadcast rights in 1996. WIBA-AM is also a Madison affiliate for Badger football and basketball.

The announce team features two long-time Madison media members. Paul Braun, who calls the play-by-play, enters his 25th year of broadcasting Badger hockey. He has been at the mike for four of the five UW NCAA hockey championships. He started the statewide tape-delayed telecast of Badger hockey in 1973-74 along with WHA-TV Assistant Director of Radio and TV Jim Santulli. He has called the action for both radio and television hockey broadcasts, as well as working as play-by-play announcer for WHA-TV for delayed UW football and basketball telecasts.

Bill Brophy starts his 20th season covering the Badgers and his eighth as the color analyst on UW hockey broadcasts. He has served as the color analyst for UW hockey broadcasts with WTSO (1990-95) and the Wisconsin Radio Network (1995-96). Brophy was the sports editor of the *Wisconsin State Journal* from 1984-96, before stepping down to become Communications Director for the Diocese of Madison. Brophy has covered the Western Collegiate Hockey Association (WCHA) for 22 years.

1310AM
WIBA
NEWSRADIO

BADGER RADIO NETWORK

Badger hockey can be heard throughout the state of Wisconsin on Wisconsin's flagship station WIBA Radio and its affiliate network. The number of UW games carried by each station varies. Contact the station closest to you for more information on which UW hockey games will be aired in your area.

WRLO.....	Antigo
WYKY.....	Beaver Dam
WGEZ.....	Beloit
WBIZ.....	Eau Claire
KFIZ.....	Fond du Lac
WFAW-AM.....	Ft. Atkinson
WDUZ-AM.....	Green Bay
WKBH.....	La Crosse
WDLB.....	Marshfield
WPVL.....	Platteville
WPDR.....	Portage
WRDB.....	Reedsburg
WOBT.....	Rhineland
WHBL.....	Sheboygan
WXCO-AM.....	Wausau
WDSM.....	Duluth, Minn.

THE JEFF SAUER RADIO SHOW

The Jeff Sauer Radio Show, hosted by Paul Braun and Bill Brophy, can be heard weekly on WIBA Radio. The one-hour show features interviews with opposing coaches, information on current and past Badger players and the latest news from the WCHA and NHL.

'97-98 Schedule

OCTOBER

Friday	Oct. 10	Clarkson^	8:00 p.m.
Saturday	Oct. 11	Boston University or Michigan State^	5/8 p.m.
Friday	Oct. 31	at Alaska Anchorage	10:05 p.m.

NOVEMBER

Saturday	Nov. 1	at Alaska Anchorage	10:05 p.m.
Friday	Nov. 7	MINNESOTA	7:35 p.m.
Saturday	Nov. 8	MINNESOTA	7:05 p.m.
Friday	Nov. 14	MICHIGAN TECH	7:05 p.m.
Saturday	Nov. 15	MICHIGAN TECH	7:05 p.m.
Friday	Nov. 21	at Minnesota-Duluth	8:05 p.m.
Saturday	Nov. 22	at Minnesota-Duluth	7:05 p.m.
Friday	Nov. 28	at Michigan State ^^	6:05 p.m.
Sunday	Nov. 30	at Michigan ^^	3:05 p.m.

DECEMBER

Friday	Dec. 5	NORTH DAKOTA	7:05 p.m.
Saturday	Dec. 6	NORTH DAKOTA	7:05 p.m.
Wednesday	Dec. 10	NOTRE DAME	7:05 p.m.
Friday	Dec. 12	at Notre Dame	6:05 p.m.
Saturday	Dec. 27	vs. Harvard^^^	8:05 p.m.
Sunday	Dec. 28	vs. Northern Michigan/Boston College^^^	5/8 p.m.
Wednesday	Dec. 31	HV-71 (Jankoping, Sweden) exhibition	4:05 p.m.

JANUARY

Saturday	Jan. 3	at Denver (@McNichols Arena)	8:35 p.m.
Sunday	Jan. 4	at Denver (@McNichols Arena)	8:05 p.m.
Friday	Jan. 9	MINNESOTA-DULUTH	7:05 p.m.
Saturday	Jan. 10	MINNESOTA-DULUTH	7:05 p.m.
Friday	Jan. 16	NEBRASKA-OMAHA	7:05 p.m.
Sunday	Jan. 18	at Nebraska-Omaha	2:05 p.m.
Friday	Jan. 23	at Colorado College	8:35 p.m.
Saturday	Jan. 24	at Colorado College	8:05 p.m.
Friday	Jan. 30	ALASKA ANCHORAGE	7:05 p.m.
Saturday	Jan. 31	ALASKA ANCHORAGE	7:05 p.m.

FEBRUARY

Friday	Feb. 6	at Minnesota	7:35 p.m.
Saturday	Feb. 7	at Minnesota (@ Target Center)	7:05 p.m.
Friday	Feb. 13	DENVER	7:05 p.m.
Saturday	Feb. 14	DENVER	7:05 p.m.
Friday	Feb. 20	at Michigan Tech	6:35 p.m.
Saturday	Feb. 21	at Michigan Tech	6:05 p.m.
Friday	Feb. 27	ST. CLOUD STATE	7:05 p.m.
Saturday	Feb. 28	ST. CLOUD STATE	7:05 p.m.

MARCH

Friday	March 6	at North Dakota	7:35 p.m.
Saturday	March 7	at North Dakota	7:35 p.m.

POST SEASON

Fri.-Sun.	Mar. 13-15	WCHA Playoffs (best of three series at top-five finishers)	tba
Thurs.-Sat.	Mar. 19-21	WCHA Final Five (@Bradley Center)	tba
Fri.-Sun.	Mar. 27-29	NCAA Regionals (East: Knickerbocker Arena-Albany, N.Y; West: Yost Arena -Ann Arbor, Mich.)	tba
Thurs.-Sat.	April 2-4	NCAA Championships (@Fleet Center-Boston, Mass.)	tba

(Key: ^Team Cheerios Ice Breaker Invitational @ Madison, ^^College Hockey Showcase, ^^Bank One Badger Hockey Showdown @ Milwaukee)

Note: All times are Central and subject to change; Home games in ALL CAPS.



Tim Rothering



Yuri Gusak



Jake Soper



Luke Gruden



Craig Anderson




Matt Peterson



E.J. Bradley



Steve Sabo



Mark Smith