



LIBRARIES

UNIVERSITY OF WISCONSIN-MADISON

Badger football 1992.

Madison, Wisconsin: [UW Sports Information Office], 1948

<https://digital.library.wisc.edu/1711.dl/V4U5WL5WV7QWS8U>


<http://rightsstatements.org/vocab/InC/1.0/>

The libraries provide public access to a wide range of material, including online exhibits, digitized collections, archival finding aids, our catalog, online articles, and a growing range of materials in many media.

When possible, we provide rights information in catalog records, finding aids, and other metadata that accompanies collections or items. However, it is always the user's obligation to evaluate copyright and rights issues in light of their own use.


WISCONSIN

1992






REGGIE HOLT




HEAD COACH
BARRY ALVAREZ


1992 BADGER FOOTBALL



CHUCK BELIN



DWIGHT REESE



GARY CASPER

TABLE OF CONTENTS

Credits

Steve Malchow
Editor & Designer

John Estes
Julie Kluge
Bob Beghtol
Contributors

Eric Cormany
Paula Martin
Dan Meyer
Barbara Owens
Barb Wyatt
Assistance

Greg Anderson
Del Brown
David Loeb
Jeff Miller
Todd Rosenberg
Greg Russell
Jay Salvo
Dave Stluka
Photographers

Earl Madden
Cover Design

Greg Anderson
Cover Photo

On the front cover
Wisconsin football
players hold their
helmets in the air as
a salute to Univer-
sity students after
Badger victories.

Information

Media notes	2-3
Sports Information staff	4
Department directory	5
Radio/TV coverage	6
Finding Camp Randall	7
Big Ten schedule	8
Future schedules	8

1992 Preview

Outlook	10-12
Fall depth	13
Lettermen chart	13
Alphabetical roster	14-15
Numerical roster	16-17
Pronunciation guide	18

Staff

Barry Alvarez	20-22
Assistant coaches	23-27
Support staff	28-29
Department staff	30

Players

Varsity profiles	32-53
Freshmen profiles	54-56

1992 Opponents

1991 Review

Results & team stats	70
Player stats	72-73
Honors	74
Game capsules	76-81
Big Ten stats	82

Records

Historical highlights	84
Bowl game records	85
Bowl game recaps	86-88

Career leaders	89-91
UW player records	92-101
Yearly leaders	102-05
Long plays	106-07
UW team records	108-10
Stadium records	112
Series records	113
All-time scores	117-123
Yearly records	124-125
Homecoming	126
Television games	127
The last time...	128

Honors

All-Americans	130
All-Big Ten	131
Team awards	132-133
Academic awards	134
Captains	135
Postseason games	136-137
Lettermen	138-143
NFL players	144-45
Retired numbers	146

University

UW-Madison	148-49
Madison & campus	150-51
Chancellor	152
Director of Athletics	153
Big Ten Conference	155
Stadium	160-61
Attendance	162-63
McClain Athletic Facility	164
Football facilities	165
Media exposure	166
Academic support	167
Weight training	168
Training room	169
Traditions	171-72

This guide was
designed on a
Macintosh SE/30
computer. Artwork
was generated by
Port-to-Print of
Madison.



PORT to PRINT
DESKTOP PUBLISHING

The 1992 Wisconsin football media
guide is available to the public by
sending a \$10 check or money order
to Bucky's Locker Room at 1440
Monroe Street, Madison, WI 53711.
Copies are also available over-the-
counter at Bucky's Locker Room.

MEDIA INFORMATION

General Information

Location: Madison, WI
Founded: 1849
Enrollment: 43,000
Chancellor: Donna Shalala
Director of Athletics: Pat Richter
Conference: Big Ten
Nickname: Badgers
Colors: Cardinal and White
Stadium: Camp Randall
Capacity: 77,745

Football Staff

Head Coach: Barry Alvarez
UW Record: 6-16 (2 yrs.)
Career Record: 6-16 (2 yrs.)
Assistant Coaches: Bill Callahan,
Brad Childress, Kevin Cosgrove,
Jim Hueber, Dan McCarney, Tom
McMahon, Jay Norvell, John
Palermo, Bernie Wyatt

Credential Requests

Press box: Requests to cover Badger football games from the Communications Center are honored from sports editors of DAILY newspapers and sports directors of radio and TV stations that REGULARLY cover the teams. Exceptions to this policy are granted on a space-available basis. Requests for credentials should be mailed or faxed on company letterhead (608/262-8184) to: Steve Malchow, Sports Information Director, University of Wisconsin, 1440 Monroe Street, Madison, WI 53711. Requests should be received at least one week in advance of the game. Media passes which cannot be mailed will be left at Will Call (Gate 6—west side of the Stadium below the Communications Center). Press box credentials are not good for the sidelines until the final five minutes of the game.

Photographers: Sideline credentials will be issued only to accredited photographers on assignment. Photographers must wear a credential and a sideline armband at all times to be on the field level. Armbands cannot be mailed and must be picked up at the Reinke Room in the Wisconsin Field House. Flip-cards and a pre-game lunch are available in the Reinke Room. Photographers cannot shoot in the area reserved for team personnel (between the 25-yard lines).

Parking: Media parking passes are available on a limited basis. They will be issued as requested and as available.

Game-day Services

Media services: Wisconsin's working facilities are located on the fourth level of the Communications Center. Flipcards, game programs, halftime statistics and a complete statistical package with coaches' quotes will be made available to the media. A lunch is served until halftime.

Interviews: With approximately four minutes left in the fourth quarter, media members will be escorted to the interview areas by John Estes of the Sports Information staff. Coach Alvarez meets the media in the McClain Center Auditorium (second floor). Badger players are available in the weight room (lower level of McClain facility).

Phones: Several courtesy lines provided by the Sports Information Office are available on a first-come, first-served basis. Media requiring their own phones should call Wisconsin Bell (800/447-7738) to make arrangements.

Road Headquarters

The Badgers' road headquarters for the 1992 season are: Washington (Seattle Sheraton, 206/621-9000), Iowa (Sheraton Inn, 319/366-8671), Indiana (Clarion Inn, 812/824-9904), Michigan State (Holiday Inn, 517/694-8123) and Northwestern (North Shore Hilton, 708/679-7000).

Phone Numbers (Area Code — 608)

Football Office: 262-1861
Sports Information: 262-1811
Sports Info. Fax: 262-8184
Ticket Office: 262-1440

Taxi Service

Badger Cab: 256-5566
Madison Taxi: 258-7458
Union Cab: 242-2000
Yellow Cab: 831-8948

Airlines

American: 800-433-7300
Delta: 800-221-1212
Mid. Express: 800-452-2022
Northwest: 800-225-2525
TWA: 257-5707
United: 800-241-6522

Interview Requests

Player interviews: Player interviews during the week should be arranged through the Sports Information Office (608/262-1811) by noon of the day the player is needed. Players can return phone calls, but home numbers will not be released. Players are available for interviews Tuesday and Wednesday following practice at approximately 6 p.m. Please limit your interview requests to three or fewer players. The Badgers' mandatory off-day, as required by the NCAA, is Monday.

Alvarez interviews: Coach Barry Alvarez holds a weekly media conference on Mondays at 1:30 p.m. in the "W" Club Room. Alvarez is available after practice Tuesday-Thursday at approximately 6 p.m.

Cameras: Television crews may shoot video of the opening 15 minutes of practice on Tuesday and Wednesday only.

Wisconsin Primary Football Media List

Dennis Chaptman
Milwaukee Journal
23 No. Pinckney #330
Madison, WI 53703

Vic Feuerherd
Wisconsin State Journal
P.O. Box 8058
Madison, WI 53708

Michael Hunt
Milwaukee Sentinel
524 S. Dickinson
Madison, WI 53703

Mike Lucas
Capital Times
P.O. Box 8060
Madison, WI 53708

Art Srb
Associated Press
1901 Fish Hatchery Road
Madison, WI 53713

Sports Editor
Badger Herald
550 State Street
Madison, WI 53703

Sports Editor
Daily Cardinal
821 University Ave.
Madison, WI 53706

Michael Bahr
WIBA-Radio
P.O. Box 99
Madison, WI 53701

Matt Lepay
WTSO-Radio
P.O. Box 8030
Madison, WI 53708

Brian Manthey/Paul LeSage
WTMJ-Radio
720 E. Capitol Drive
Milwaukee, WI 53201

Mike Heller
WMTV-TV
615 Forward Drive
Madison, WI 53719

Van Stoutt
WISC-TV
7025 Raymond Road
Madison, WI 53719

Jay Wilson
WKOW-TV
P.O. Box 100
Madison, WI 53701

Tim Perko
WHA-TV
Vilas Hall
Madison, WI 53706

Steve Malchow
Sports Info. Dir.
1440 Monroe Street
Madison, WI 53711

SPORTS INFORMATION STAFF




Steve Malchow

Steve Malchow starts his third season as Director of Sports Information at the University of Wisconsin. The 30-year-old Malchow is in charge of publicity for all 11 Badger men's sports programs.

Malchow worked from 1979-89 at Iowa as a student, graduate and full-time assistant in the Hawkeye Sports Information Office before accepting his post at the UW-Madison.

He is a member of the College Sports Information Directors of America, which has honored over 30 of his press guides for excellence. His 1985 football and basketball books at Iowa were rated first and second in the nation, respectively.

The 1983 graduate of Iowa earned degrees in marketing, journalism and management sciences. A native of Sioux City, Iowa, Steve is single and resides in Madison.



John Estes


John Estes is in his second season as Associate SID for the Badgers. He is responsible for handling publicity for Wisconsin's basketball, swimming, golf and tennis teams and assists with the football program.

Estes, who worked four seasons at Northwestern before coming to Madison, has won many citations from CoSIDA for his publications. He edits the Badgers' basketball

media guide and game programs for football and basketball.

John interned in the SID office at Purdue (1986-87) and worked in corporate communications at Time Inc. from 1984-85. Estes has degrees from Drake (B.A., 1981) and Western Illinois (M.A., 1987).

John and his wife, Dianne, live in Middleton.



Julie Kluge

Julie Kluge begins her third campaign as a full-time member of the UW Sports Information staff. She has worked for the University's athletic department since 1984.

Kluge directs all publicity for the nationally recognized hockey, cross country and track teams. She assists with UW football. The 1988 graduate of Wisconsin has B.S. degrees in zoology and secondary education.

Kluge is editor of both the Wisconsin hockey media guide and game program. Her 1991 media guide was judged the nation's fifth best.

Julie was formerly an assistant director in the publicity office of the Western Collegiate Hockey Association (1989).

A native of Benton, Wis., Kluge is single and lives in Madison.

STAFF DIRECTORY

Athletic Administration (608/262-1866)

Director of Athletics
Administrative Officer
Assoc. Athletic Director — Sports Administrator
Assoc. Athletic Director — Sports Administrator
Assoc. Athletic Director — Student Affairs

Departments

Sports Information — Men's (262-1811)
Sports Information — Women's (263-5502)
Business Office (262-5449)
Community Relations (262-0119)
Compliance (265-2973)
Development (263-0851)
Equipment Room (262-3789)
Facilities and Game Management (262-7974)
Fundraising and Booster Clubs (262-1911)
Marketing and Licensing (262-5583)
Strength and Conditioning (262-3800)
Ticket Office (262-1440)
Training Room (262-5600)
Video Department (262-5100)

Football Staff (608/262-1861)

Head Coach
Asst. Coach — Off. Coordinator & Quarterbacks
Asst. Coach — Def. Coordinator & Defensive Line
Asst. Coach — Outside Linebackers & Asst. Head Coach
Asst. Coach — Inside Linebackers
Asst. Coach — Offensive Line
Asst. Coach — Running Backs
Asst. Coach — Defensive Backs
Asst. Coach — Wide Receivers
Asst. Coach — Tight Ends
Recruiting Coordinator
Administrative Assistant
Academic Consultant

Head Coaches

Basketball	<i>Men's Sports</i>
Crew	Stu Jackson (262-4597)
Cross Country	Randy Jablonic (262-4954)
Diving	Martin Smith (262-5729)
Golf	Jerry Darda (262-4958)
Hockey	Dennis Tiziani (249-1000)
Soccer	Jeff Sauer (262-3932)
Swimming	Jim Launder (262-7749)
Tennis	Jack Pettinger (262-5788)
Track and Field	Pat Klingelhoets (262-0997)
Volleyball	Ed Nuttycombe (262-4397)
Wrestling	Andy Rein (262-4399)

Pat Richter (Wisconsin, '64)
Alan Fish (Luther, '73)
Cheryl Marra (Slippery Rock, '77)
Joel Maturi (Notre Dame, '67)
Jan Wheaton (Kansas, '64)

Steve Malchow (Iowa, '83)
Tam Flarup (Iowa State, '75)
Nancy Seifert (Wisconsin, '74)
Jim Bakken (Wisconsin, '63)
Paul Winters (Akron, '80)
Tom Wonderling (Otterbein, '67)
Jim McCormick (W. Michigan, '88)
Mike Green (Notre Dame, '89)
Duane Kleven (Wisconsin, '61)
Vince Sweeney (Wisconsin, '79)
John Dettmann (UW-Oshkosh, '83)
Tim Van Alstine (St. Norbert, '82)
Dennis Helwig (Wisconsin, '74)
Jim Roberts (North Dakota State, '79)

Barry Alvarez (Nebraska, '69)
Brad Childress (Eastern Illinois, '78)
Dan McCarney (Iowa, '75)
John Palermo (Florida State, '74)
Kevin Cosgrove (UW-Oshkosh, '79)
Bill Callahan (Illinois Benedictine, '78)
Jim Hueber (South Dakota, '71)
Tom McMahon (Montana, '71)
Jay Norvell (Iowa, '85)
Bernie Wyatt (Iowa, '62)
Rob Ianello (Catholic, '87)
John Chadima (Iowa, '88)
Jerome Fishbain (UW-LaCrosse, '55)

Women's Sports

Mary Murphy (263-5506)
Sue Ela (263-6698)
Peter Tegen (263-5109)
Jerry Darda (262-4958)
Dennis Tiziani (249-1000)

Greg Ryan (263-5493)
TBA (263-5743)
Kelly Ferguson (263-6304)
Peter Tegen (263-5109)
John Cook (263-5670)

RADIO / TV COVERAGE

Badger Radio Affiliates

City	Station	Frequency
Appleton	WHBY	1230 am
Ashland	WATW	1400 am
Beaver Dam	WBEV	1430 am
Beloit	WBEL	1380 am
Berlin	WISS	102.3 fm
Black River Falls ..	WWIS	1260 am
Eau Claire	WISM	1050 am
Green Bay	WNFL	1440 am
Hayward	WRLS	92.1 fm
Janesville	WCLO	1230 am
La Crosse	WLFN	1490 am
Lake Geneva	WMIR	1550 am
Madison	WTSO	1070 am
Manitowoc	WOMT	1240 am
Marshfield	WDLB	1450 am
Mauston	WRJC	1270 am
Milwaukee	WTMJ	620 am
Monroe	WEKZ	1260 am
New Richmond	WIXK	1590 am
Park Falls	WNBj	980 am
Platteville	WTOQ	1590 am
Portage	WPDR	1350 am
Prairie Du Chien ..	WPRE	980 am
Reedsburg	WRDB	1400 am
Rhineland	WOBT	1240 am
Rice Lake	WJMC	1240 am
Shawano	WTCH	960 am
Sheboygan	WKTS	950 am
Sparta	WCOW	97.1 fm
Sturgeon Bay	WQZZ	99.7 fm
Superior	KXTP	970 am
Waupaca	WDUX	800 am
Wausau	WSAU	550 am
Wisc. Rapids	WFHR	1320 am

Due to programming commitments, affiliates may not carry all games.

Badgers on Radio

All 1992 Wisconsin football games can be heard on one of 34 stations within the Badger state. For the fourth straight year, WTMJ-Milwaukee (620 AM) originates broadcasts that reach virtually all corners of the state. The exclusive rights in Madison belong to WTSO (1070 AM). WTMJ Sports Director Brian Manthey and former Wisconsin quarterback Randy Wright describe the action. WTSO Sports Director Matt Lepay handles pre- and post-game reporting duties.

Badgers on Television

Each Wisconsin home football contest in 1992 will be televised on a delayed basis by Wisconsin Public Television. The Madison affiliate is WHA (channel 21 or cable channel 11). Broadcast across the state educational network, Badger replays air on Saturday at 10:30 p.m. The network includes WHA-Madison, WPNE-Green Bay, WLEF-Park Falls, WHWC-Menomonie, WHRM-Wausau, WHLA-La Crosse and WMVT-Milwaukee. WISC Sports Director Van Stoutt handles play-by-play. Former Wisconsin football player Merritt Norvell adds color commentary.

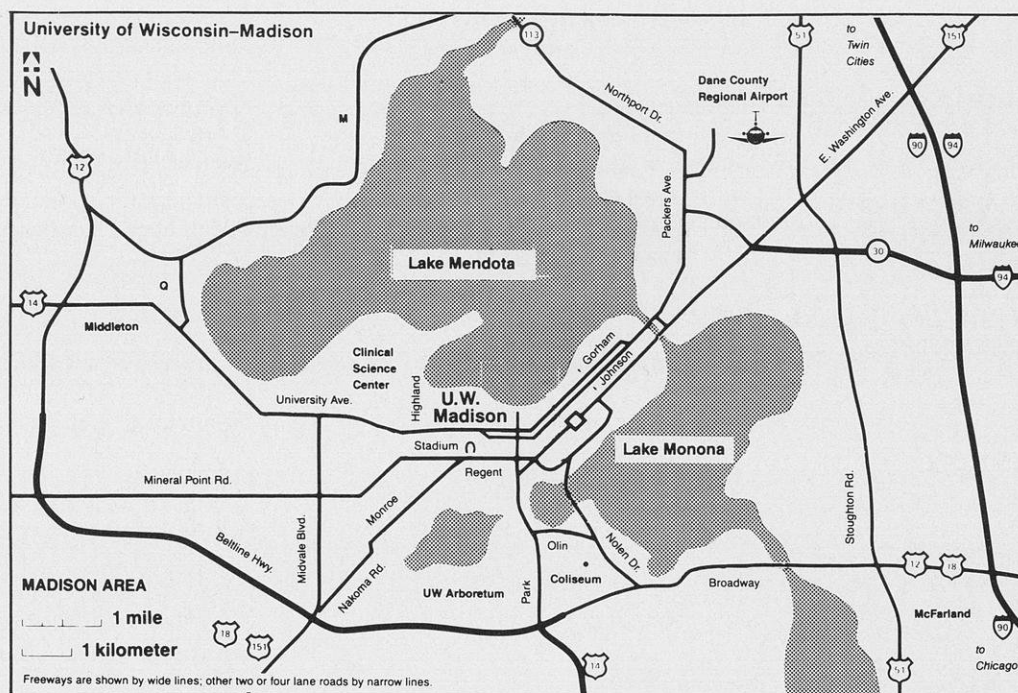
Barry Alvarez Radio Show

Head Coach Barry Alvarez joins WTSO Sports Director Matt Lepay for "The Barry Alvarez Radio Show" on the Wisconsin Radio Network. The 60-minute show airs weekly during the season and features Alvarez' analysis of the season and call-in questions from the audience. Scheduling is subject to change. Check local radio listings for air time in your area.

Barry Alvarez Television Show

The "Barry Alvarez Television Show" is shown each Sunday on six stations around the state. Hosted by WISC Sports Director Van Stoutt, the show is telecast by the following stations: WISC-Madison (Sunday at 11 a.m.), WTMJ-Milwaukee (Sunday at 11 a.m.), WSAW-Wausau (Sunday at 10:30 p.m.), WGBA-Green Bay (Sunday at 11 p.m.), WXOW-La Crosse (Sunday at 11 p.m.), WQOW-Eau Claire (Sunday at 11 p.m.). The 30-minute show includes highlights, interviews, features and responses to viewer questions.

FINDING CAMP RANDALL STADIUM



Directions to Camp Randall Stadium

From the Dane County Airport — Take Packers Drive south to Johnson Street. Johnson Street (which eventually changes into Gorham Street and eventually into University Avenue) winds through residential areas and past the lake. Stay on University Avenue until Randall Street (Milan's Sub Shop is on the corner). Turn left on Randall Street. Go approximately three blocks until Randall forks. Take the right fork (Monroe Street). Camp Randall Stadium is located on the right side of Monroe Street.

From the east — (1.) From Interstate 90, take the Madison beltline (Highway 12 & 18 east). Exit on Park Street. Go north (right turn) on Park Street. Turn left on Regent Street and go approximately six blocks. Camp Randall Stadium is on the right. (2.) From Interstate 94, take the Janesville exit (90 East). Take the beltline exit (Highway 12 & 18 east). Exit on Park Street. Go north (right turn) on Park Street. Turn left on Regent Street and go approximately six blocks. Camp Randall Stadium is on the right.

1992 BIG TEN SCHEDULE

Wisconsin Future Schedules

1993

Sept. 4	NEVADA-RENO
Sept. 11	at So. Methodist
Sept. 18	IOWA STATE
Sept. 25	at Indiana
Oct. 2	MICH. STATE
Oct. 9	NORTHWESTERN
Oct. 16	at Purdue
Oct. 23	at Minnesota
Oct. 30	MICHIGAN
Nov. 6	OHIO STATE
Nov. 20	at Illinois

The Oct. 2 Michigan State game may be moved to Dec. 5, 1993, in Tokyo, Japan.

1994

Sept. 10	E. MICHIGAN
Sept. 17	at Colorado
Sept. 24	INDIANA
Oct. 1	at Mich. State
Oct. 8	at Northwestern
Oct. 15	PURDUE
Oct. 22	MINNESOTA
Oct. 29	at Michigan
Nov. 5	at Ohio State
Nov. 12	CINCINNATI
Nov. 19	ILLINOIS

Schedules are tentative.

August 29

Iowa vs. North Carolina State

September 5

Northern Illinois at Illinois
Miami, Fla. at Iowa
Notre Dame at Northwestern
Louisville at Ohio State
Penn State at Cincinnati

September 12

Missouri at Illinois
Miami, Ohio at Indiana
Iowa State at Iowa
Michigan at Notre Dame
Central Michigan at Michigan State
San Jose State at Minnesota
Northwestern at Boston College
Bowling Green State at Ohio State
Temple at Penn State
California at Purdue
WISCONSIN AT WASHINGTON

September 19

Illinois at Houston
Indiana at Kentucky
Oklahoma State at Michigan
Notre Dame at Michigan State
Colorado at Minnesota
Northwestern at Stanford
Ohio State at Syracuse
Eastern Michigan at Penn State
Toledo at Purdue
BOWLING GREEN ST. AT WISCONSIN

September 26

Missouri at Indiana
Iowa at Colorado
Houston at Michigan
Michigan State at Boston College
Minnesota at Pittsburgh
Maryland at Penn State
Purdue at Notre Dame
NO. ILLINOIS AT WISCONSIN

October 3

Illinois at Minnesota
Indiana at Michigan State
Iowa at Michigan
OHIO STATE AT WISCONSIN
Northwestern at Purdue
Penn State at Rutgers

October 10

Illinois at Ohio State
Indiana at Northwestern
Michigan State at Michigan
Minnesota at Purdue
WISCONSIN AT IOWA
Miami, Fla. at Penn State

October 17

Iowa at Illinois
Michigan at Indiana
Michigan State at Minnesota
Northwestern at Ohio State
PURDUE AT WISCONSIN
Boston College at Penn State

October 24

Northwestern at Illinois
WISCONSIN AT INDIANA
Purdue at Iowa
Minnesota at Michigan
Ohio State at Michigan State
Penn State at West Virginia

October 31

ILLINOIS AT WISCONSIN
Indiana at Minnesota
Michigan at Purdue
Michigan State at Northwestern
Ohio State at Iowa
Penn State at Brigham Young

November 7

Purdue at Illinois
Iowa at Indiana
Michigan at Northwestern
WISCONSIN AT MICHIGAN STATE
Minnesota at Ohio State

November 14

Illinois at Michigan
Ohio State at Indiana
Purdue at Michigan State
MINNESOTA AT WISCONSIN
Northwestern at Iowa
Penn State at Notre Dame

November 21

Michigan State at Illinois
Indiana at Purdue
Michigan at Ohio State
Iowa at Minnesota
WISCONSIN AT NORTHWESTERN
Pittsburgh at Penn State

*1992 P*REVIEW

Fifty letterwinners, 19 starters and 10 all-conference selections are back from a team which won more games than its three predecessors combined.



OVERVIEW



Linebacker Gary Casper needs 140 tackles to become the school's career leader.

Coming off the winningest season at Wisconsin in seven years, optimism is running high in the Badgers' football program. Wisconsin enters a season with a winning streak intact for the first time since 1983.

Another first for Coach Barry Alvarez, as he enters his third year in Madison, is the presence of a two-deep lineup. "Last year, we didn't even have enough offensive linemen to scrimmage," Alvarez said. "On offense, especially, we have competition at every position."

Closing the 1991 season with victories over Minnesota and Northwestern, the Badgers posted a 5-6 overall record and tied for eighth (2-6) in the Big Ten. Wisconsin was the nation's fourth most-improved team. The overall record was the school's best

since 1985 and the victory total was one more than the three previous seasons combined.

Much of the success of a year ago was the result of a stingy defense. The Badgers led the Big Ten (14th nationally) in pass defense and turnovers created. Wisconsin's defenders were second in the conference in yards per play (4.4) and ranked 24th nationally in total defense.

"Defensively, we need to pick up where we left off," Alvarez said. "Our defense and special teams kept us in ballgames last season."

The key departure from that defense is cornerback Troy Vincent, the most celebrated Badger in many seasons. A finalist for the 1991 Jim Thorpe Award, Vincent was the Badgers' first

all-American since 1987 and the seventh overall pick in the NFL draft.

Many of the heralded defenders return, led by four players — DT Mike Thompson, OLB Dwight Reese, LB Gary Casper and SS Reggie Holt — who earned all-Big Ten mention.

The Badger offense averaged 16.2 points per game, an improvement of 4.1 points from 1990, and closed with its best effort of the season with 32 points and 389 yards of total offense vs. Northwestern.

Wisconsin's youthful offense lost just one starter — QB Tony Lowery — from its two-deep. First-year players dominated the statistical categories.

Five of the top six rushers, three of the top four receivers, three of the top four scorers and three offensive line starters were first-year players in 1991. Badger rookies accounted for 93.6 percent of the team's rushing total, 40.1 percent of the passing, 61.3 percent of the receiving and 56.9 percent of the scoring.

In total, Wisconsin returns 50 lettermen and 19 starters (10 offense, 7 defense, 2 kickers) from 1991. Once again, Alvarez will be looking for leadership from a small senior class (17 players).

Defensive line

Alvarez is excited about the potential of his line. Junior Carlos Fowler (87 tackles) and spring surprise Patrick Thompson, a fifth-year senior, are listed as starting tackles. Mike Thompson earned freshman all-America honors after making 105 tackles, including 13 for loss. He missed the spring with an appendectomy and is behind Patrick Thompson (no relation) entering the fall.

Depth at tackle is a question mark.

Jason Maniecki saw limited action as a true freshman. Walk-on Todd Anthony and redshirt freshmen Mickey Ellis and Steve Stark (former OL) are possibilities.

A pair of noseguards — oft-injured Lamark Shackerford (32 tackles) and former wrestler Lee Krueger (39 tackles) — have experience.

Outside linebackers

Senior Dwight Reese was an impact player in his first season at the UW. Reese was an honorable mention all-league pick after leading the conference in fumbles recovered (three) and making 82 tackles. Nick Rafko (17 tackles) and Curt Maternowski (a 10-game starter in 1990) have the most experience of the other ends. Wisconsin native Chad Yocum was impressive as a freshman. Randy Nickel is an excellent athlete but was injured throughout the spring.

Inside linebackers

Gary Casper, a starter for parts of three seasons, is the leader on defense. The emotional Casper totalled 129 tackles (12.9 per game) last year. He has received all-Big Ten mention the last two seasons and is the Badgers' 10th all-time leading tackler (305). "Gary has a knack for the game, and he is a physical presence on the field," Alvarez said. Todd Orlando, who has completely recovered from a 1990 neck injury, is the back-up.


Aaron Norvell (33 tackles), a hard hitter on the special teams, is set to replace Brendan Lynch (UW's fifth all-time tackler) at the other LB spot. Norvell's competition comes from sophomore Eric Unverzagt, the club's long snapper as a true freshman. Junior Yusef Burgess is capable of filling in at both LB spots.

Secondary

The Badgers lost only four starters

from its defense, but two were CBs. Vincent could be counted upon to take the opponents' top receiver out of the game. Three-year starter Eddie Fletcher and powerful Rafael Robinson shared the other corner but both have moved on. "The entire defense must put more pressure on the quarterback," Alvarez said. "That will take heat off the secondary."

Cornerback candidates include Jeff Messenger, Henry Searcy, Michael London (former WR) and Theo Carney (former TB). The starters



Carlos Fowler started the final 10 games of 1991 and made 87 tackles.

entering the fall are: Messenger (Wisconsin's 1989 High School Player of the Year) and Searcy.

Wisconsin is solid at strong safety with Reggie Holt (144 tackles). He ranked second among Big Ten tacklers, became the first Badger DB to lead the team in tackles and was a sophomore all-American in 1991. Hard-hitting Jamel Brown pushed Holt in spring workouts.

Free safety is a spirited battle. Scott Nelson, who has 200 tackles after two years as a starter, is the incumbent. Melvin Tucker saved the Minnesota game last year with a smashing hit in the end zone. He will surface somewhere in the secondary. Korey Manley, a special teams star, is another option.

Quarterback

Wisconsin must replace Lowery, the school's second all-time leading passer. Jay Macias earned the starting nod by completing 70 percent of his throws last spring.

Macias started five games as a true freshman and passed for 585 yards. Competition comes from Darrell Bevell, a 22-year-old freshman, who accepted a two-year Mormon mission after high school. Bevell started to shed the rust from several years away from football as spring wrapped up.

Another possibility is senior Lionell Crawford, the Badgers' 1988-89 starter. Alvarez likes Crawford's effectiveness running the option in short-yardage situations.



Running back

Terrell Fletcher led the team in rushing (446 yards) and scoring (30 points) in 1991. He became the first true freshman since Alan Ameche (1951) to lead the team in rushing. Sophomore Jason Burns, who started part of 1991 at fullback, is moving back to his high school position. He was a sparkplug for the running attack last spring. Sophomore Rodney Shelton showed promise as a runner, receiver and returner.

Fullback

Junior Mark Montgomery has the inside track to start at fullback. A recruited tailback, Montgomery was second on the team in rushing (230 yards) in 1991. Brent Moss (219

OVERVIEW, CONT.



Chuck Belin (above left) has started 30 games at guard in his Badger career. Senior Lionell Crawford (above right) may see action at both WR and QB.

yards) will alternate between tailback and fullback. Moss gained 133 yards in the spring game. Alvarez wants a physical fullback and redshirt freshman Matt Nyquist (220 pounds) is back from a broken wrist.

Wide receiver

Senior Aaron Brown led the team with 27 receptions (333 yards). Lee DeRamus (16.3 average) caught 23 passes as a first-year freshman, including a school record 89 yarder vs Eastern Michigan. DeRamus is a game-breaking receiver according to Alvarez.

Crawford, who will play some QB in 1992, is back after knee surgery. The athletic Crawford caught 26 passes in 1990, his first season at WR. Possession receivers Vince Zullo and Tony Spaeth are solid in back-up roles.

Tight end

Tight end is the deepest position on

the team with Michael Roan, Dave Czech and Jim Bourne. Roan got most of the starts, caught 19 passes and earned all-Big Ten mention as a freshman. Czech averaged 13 yards per catch, second best on the team, and Bourne is the best blocker. "Tight end must be a strength for this team," Alvarez said.

Offensive line

Hope on the offensive front revolves around 300-pound left guard Chuck Belin. A starter since his freshman year, Belin is an honors candidate and has "a chance to be outstanding" according to Alvarez.

His running mate at right guard last spring was former LB Joe Rudolph. Alvarez called him a "pleasant development." Steady Mike Bryan, who missed much of '91 with a nagging heel problem, and Pat McGettigan are other guard prospects.

Cory Raymer, a high school DT, not only moved to offense, but also into the starting lineup at center as a true freshman. "Raymer has a chance to be one of the premier centers in the Big Ten by the time he leaves," Alvarez said. Veteran Jeff Rasmussen is the understudy.

Mike Verstegen, who started the last half of 1991 at left tackle, is coming off a freshman all-America season. Tyler Adam, the starting RT a year ago, is challenging Verstegen on the left side. Joe Panos, who has played center and guard previously, is No. 1 at right tackle. Redshirt freshman Alex Ilich is second team behind Panos. Junior Bill Maksen is another tackle candidate if he returns to good health.

Kickers/Punters

Rich Thompson, the Badgers' leading scorer twice in his career, is a strong kicker when healthy. He was bothered by a muscle pull last season when he hit 5-10 FGs. Sam Veit took over the punting chores in the first game of '91 and averaged 35.9 yards per punt. More impressive was the Badgers' net average of almost 34 yards, fourth best in the league.

Special Teams

"There's not an area on the field where we made more improvement than the special teams," Alvarez said. The Badgers' rate each Big Ten team on field position gained through the special teams, and Wisconsin moved from last in 1990 to second (behind Michigan) last season. "I've never been around a team that has such a great attitude on special teams and works so hard at it," Alvarez said. Corey Manley, who downed six punts inside the 5-yard line last year and Jeff Wirth are superb special teams performers.

DEPTH & LETTERMEN CHART

Offense

QB	Jay Macias (6-0, 190, So.) Darrell Bevell (6-2, 180, Fr.)
TB	Terrell Fletcher (5-9, 185, So.) Jason Burns (5-7, 185, So.)
FB	Mark Montgomery (6-1, 210, Jr.) Brent Moss (5-9, 205, Jr.) Matt Nyquist (6-2, 220, Fr.)
SE	Aaron Brown (5-10, 170, Sr.) Vince Zullo (5-10, 185, So.)
FL	Lee DeRamus (6-2, 185, So.) Lionell Crawford (5-11, 185, Sr.)
TE	Michael Roan (6-4, 245, So.) Dave Czech (6-5, 245, Jr.)
LT	Mike Verstegen (6-6, 295, So.) Tyler Adam (6-4, 290, Jr.)
LG	Chuck Belin (6-3, 300, Sr.) Pat McGettigan (6-2, 270, Sr.)
C	Cory Raymer (6-3, 270, So.) Jeff Rasmussen (6-2, 275, Sr.)
RG	Joe Rudolph (6-1, 265, So.) Mike Bryan (6-2, 275, Sr.)
RT	Joe Panos (6-3, 285, Jr.) Alex Ilich (6-6, 275, Fr.)

Defense

OLB	Dwight Reese (6-3, 220, Sr.) Curt Maternowski (6-1, 220, Sr.)
LT	Carlos Fowler (6-3, 270, Jr.) Jason Maniecki (6-5, 280, So.)
NG	Lamark Shackerford (6-1, 265, Jr.) Lee Krueger (6-1, 260, Jr.)
RT	Patrick Thompson (6-2, 280, Sr.) Mike Thompson (6-4, 260, So.)
OLB	Nick Rafko (6-4, 245, Jr.) Chad Yocum (6-4, 240, So.)
LB	Gary Casper (6-2, 235, Sr.) Todd Orlando (6-0, 225, Jr.)
LB	Aaron Norvell (6-0, 220, Sr.) Eric Unverzagt (6-2, 225, So.)
CB	Henry Searcy (6-1, 180, Jr.) Michael London (6-0, 175, So.)
FS	Melvin Tucker (6-0, 190, Jr.) Scott Nelson (6-0, 200, Jr.) Korey Manley (5-10, 180, Sr.)
SS	Reggie Holt (5-11, 195, Jr.) Jamel Brown (5-9, 180, So.)
CB	Jeff Messenger (5-10, 190, So.) Theo Carney (5-8, 185, So.)

Personnel Summary

Lettermen returning — 50
(offense 25, defense 23, kickers 2)

Lettermen lost — 10
(offense 3, defense 7, kickers 0)

Starters returning — 19
(offense 10, defense 7, kickers 2)

Starters lost — 5
(offense 1, defense 4, kickers 0)

Specialists

K	Rich Thompson (6-0, 200, Sr.)
P	Sam Veit (5-9, 170, So.)
PR	Lionell Crawford (5-11, 185, Sr.) Michael London (6-0, 175, So.)
KR	Lee DeRamus (6-2, 185, So.) Rodney Shelton (6-1, 200, So.)
Snap	FG — Jeff Rasmussen (6-2, 275, Sr.) P — Eric Unverzagt (6-2, 225, So.)
Hold	Tony Spaeth (5-9, 170, Sr.)

ALPHABETICAL ROSTER

No.	Name	Pos.	Ht.	Wt.	Cl./El.	Hometown (High school)
77	Tyler Adam**	OL	6-4	290	Sr/Jr	Sheboygan Falls, WI (HS)
55	Dave Anderson	OL	6-2	230	So/Fr	Eau Claire, WI (Memorial)
80	Todd Anthony	DL	6-2	250	Sr/Jr	Austin, MN (Central)
25	Kerwin Badie	B	5-9	160	Fr/Fr	Bellwood, IL (Proviso West)
75	Chuck Belin***	OL	6-3	300	Sr#/Sr	Milwaukee, WI (Vincent)
11	Darrell Bevell	B	6-2	180	Fr/Fr	Scottsdale, AZ (Chaparral)
84	Jim Bourne**	TE	6-3	250	Sr#/Sr	Whitefish Bay, WI (HS)
19	Aaron Brown***	WR	5-10	170	Sr/Sr	Newark, OH (HS)
5	Jamel Brown*	DB	5-9	180	Jr/So	New York, NY (Stevenson)
20	Jevon Brunston	B	6-0	165	Fr/Fr	Columbus, OH (Eastmoor)
65	Mike Bryan*	OL	6-2	275	Sr/Sr	Garden City, KS (Garden City CC)
98	Yusef Burgess**	LB	6-2	230	Jr/Jr	Bronx, NY (Clinton)
44	Jason Burns*	RB	5-7	185	Jr/So	Chicago, IL (Julian)
30	Theo Carney	DB	5-8	185	Jr/So	Milwaukee, WI (Pulaski)
57	Gary Casper***	LB	6-2	235	Sr#/Sr	Downers Grove, IL (Mt. Carmel)
68	Cayetano Castro	L	6-7	300	Fr/Fr	New York, NY (Kennedy)
36	Azree Commander	L	6-3	215	Fr/Fr	Chicago, IL (Lane Tech)
13	Lionell Crawford***	WR	5-11	185	Sr#/Sr	Houston, TX (Aldine)
88	Dave Czech**	TE	6-5	245	Sr/Jr	Chippewa Falls, WI (HS)
64	James Darby	L	6-5	310	Fr/Fr	Streamwood, IL (HS)
38	Charles Davis	B	6-0	230	Fr/Fr	Bronx, NY (Horace Mann)
1	J.C. Dawkins	WR	6-0	190	Jr/So	Racine, WI (Washington Park)
73	Tom Dennis	OL	6-3	270	So/Fr	Chicago, IL (St. Rita)
2	Lee DeRamus*	WR	6-2	185	So/So	Atco, NJ (Edgewood Regional)
39	Pete Diatelevi	B	6-3	220	Fr/Fr	Waterbury, CT (Holy Cross)
94	Mickey Ellis	DL	6-5	250	So/Fr	Verona, WI (HS)
69	Derek Engler	L	6-5	280	Fr/Fr	St. Paul, MN (Cretin-Derham-Hall)
42	Chad Fleming	OLB	6-3	235	Jr/So	Madison, WI (West)
41	Terrell Fletcher*	RB	5-9	185	So/So	Hazelwood, MO (East)
92	Carlos Fowler**	DL	6-3	270	Jr/Jr	Pontiac, IL (Township)
3	Kenny Gales	B	5-11	170	Jr/Jr	Cambria Heights, NY (Nassau CC)
59	Mike Galletti	L	6-3	260	Fr/Fr	Ottawa, IL (HS)
89	Al Gay	L	6-4	225	Fr/Fr	Elkhorn, WI (HS)
46	Terry Glavin	LB	6-2	225	So/Fr	Niles, IL (Loyola Academy)
14	John Hall	K	6-3	175	Fr/Fr	Port Charlotte, FL (HS)
89	Jeff Heckert	L	6-5	225	Fr/Fr	Appleton, WI (Fox Valley Lutheran)
50	Chris Hein*	OLB	6-1	220	Jr/So	Plymouth, WI (HS)
10	Reggie Holt**	DB	5-11	195	Sr/Jr	Miami, FL (North)
78	Alex Ilich	OL	6-6	275	So/Fr	Chicago, IL (Loyola Academy)
85	Bryan Jurewicz	L	6-5	240	Fr/Fr	Deerfield, IL (HS)
34	Nikki Kemp	FB	5-10	215	Jr/So	Montclair, NJ (HS)
79	Shane Kreke	OL	6-5	290	So/Fr	Crown Point, IN (Lake Central)
61	Lee Krueger**	DL	6-1	260	Sr/Jr	Plymouth, MI (Redford Catholic)
38	Matt Krueger	K	6-3	190	Jr/So	Brown Deer, WI (HS)
8	Rory Lee*	WR	5-8	180	Jr/Jr	Dixmoor, IL (Thornton Township)
4	Michael London*	DB	6-0	175	So/So	Sicklerville, NJ (Edgewood Regional)
9	Kevin Lyles	B	6-4	220	Fr/Fr	Indianapolis, IN (Lawrence North)
16	Jay Macias*	QB	6-0	190	So/So	Montebello, CA (Schurr)
74	Bill Maksen*	OL	6-6	295	Jr/Jr	Kenosha, WI (Tremper)
70	Jason Maniecki*	DL	6-5	280	So/So	Wisconsin Dells, WI (HS)

No.	Name	Pos.	Ht.	Wt.	Cl./El.	Hometown (High school)
24	Korey Manley**	DB	5-10	180	Sr#/Sr	N. Fond du Lac, WI (Mann)
95	Curt Maternowski***	OLB	6-1	220	Sr#/Sr	Franklin, WI (HS)
53	Pat McGettigan***	OL	6-2	270	Sr#/Sr	Darlington, WI (HS)
29	Jeff Messenger*	DB	5-10	190	Jr/So	Marinette, WI (HS)
87	Neil Miklusak	L	6-3	230	Fr/Fr	Griffith, IN (HS)
32	Mark Montgomery**	FB	6-1	210	Jr/Jr	St. Paul, MN (St. Thomas Academy)
33	Brent Moss*	FB	5-9	205	Jr/Jr	Racine, WI (Washington Park)
37	Scott Nelson**	DB	6-0	200	Sr/Jr	Sun Prairie, WI (HS)
28	Randy Nickel	OLB	6-3	225	So/Fr	Germantown, WI (HS)
48	Aaron Norvell***	LB	6-0	220	Sr#/Sr	Madison, WI (Memorial)
31	Matt Nyquist	FB	6-2	220	So/Fr	Cokato, MN (Dassel-Cakato)
54	Todd Orlando*	LB	6-0	225	Sr/Jr	Pittsburgh, PA (Central Catholic)
58	Joe Panos*	OL	6-3	285	Jr/Jr	Brookfield, WI (East)
51	Brian Patterson	OL	6-2	280	Jr/So	Schofield, WI (Everest)
56	Mike Rader	L	6-5	255	Fr/Fr	DePere, WI (Notre Dame)
93	Nick Rafko*	OLB	6-4	245	Sr/Jr	Monroe, MI (Catholic Central)
76	Jeff Rasmussen*	OL	6-2	275	Sr#/Sr	Sparta, WI (HS)
52	Cory Raymer*	OL	6-3	270	So/So	Fond du Lac, WI (Goodrich)
86	Dwight Reese*	OLB	6-3	220	Sr/Sr	San Jose, CA (San Jose CC)
43	Louis Ridley	WR	6-0	170	So/Fr	Red Bank, NJ (Regional)
81	Michael Roan*	TE	6-4	245	Jr/So	Iowa City, IA (City)
72	John Rohde	L	6-6	315	Fr/Fr	Oswego, IL (Yorkville)
63	Joe Rudolph	OL	6-1	265	Jr/So	Belle Vernon, PA (HS)
27	Paul Schneider	DB	5-9	175	Sr/Sr	Oshkosh, WI (Lourdes)
49	Henry Searcy**	DB	6-1	180	Jr/Jr	Columbus, GA (Carver)
62	Lamark Shackerford**	DL	6-1	265	Jr/Jr	Gary, IN (Wallace)
21	Rodney Shelton*	RB	6-1	200	So/So	Decatur, GA (Dunwoody)
6	Jay Simala	QB	6-5	225	Sr/Jr	Carmel, IN (HS)
90	Haywood Simmons	DL	6-3	250	So/Fr	Macon, GA (Southwest)
23	Tony Spaeth***	WR	5-9	170	Sr#/Sr	West Bend, WI (East)
91	Rod Spiller	L	6-4	235	Fr/Fr	Hazelwood, MO (East)
60	Steve Stark	DL	6-5	245	So/Fr	Rockton, IL (Hononegah)
66	Mike Thompson*	DL	6-4	260	Jr/So	Portage, WI (HS)
96	Patrick Thompson**	DL	6-2	280	Sr#/Sr	Detroit, MI (Oak Park)
18	Rich Thompson****	K	6-0	200	Sr#/Sr	Skiatook, OK (HS)
17	Melvin Tucker**	DB	6-0	190	Jr/Jr	Univer. Hts., OH (Cleveland Hts.)
47	Eric Unverzagt*	LB	6-2	225	So/So	Central Islip, NY (HS)
99	Jamie Vanderveldt	L	6-5	255	Fr/Fr	Waukesha, WI (Catholic Memorial)
82	Todd VanRoo	TE	6-1	230	Sr#/Sr	Milwaukee, WI (Vincent)
26	Sam Veit*	P	5-9	170	So/So	Racine, WI (Case)
67	Mike Verstegen*	OL	6-6	295	Jr/So	Kimberly, WI (HS)
15	Tim Ware***	WR	5-7	160	Sr/Sr	St. Petersburg, FL (Northeast)
12	Cyrill Weems	B	6-2	195	Fr/Fr	Detroit, MI (Southeastern)
45	Jeff Wirth**	FB	6-0	210	Sr/Jr	Rothschild, WI (Everest)
71	Jerry Wunsch	L	6-6	300	Fr/Fr	Wausau, WI (West)
55	Chad Yocum*	OLB	6-4	240	So/So	Windsor, WI (DeForest)
87	Vince Zullo*	WR	5-10	185	Jr/So	Salem, WI (Westosha)

* — letters won

— fifth year senior

NUMERICAL ROSTER

No.	Name	Pos.	Ht.	Wt.	Cl./El.	Hometown (High school)
1	J.C. Dawkins	WR	6-0	190	Jr/So	Racine, WI (Washington Park)
2	Lee DeRamus*	WR	6-2	185	So/So	Atco, NJ (Edgewood Regional)
3	Kenny Gales	B	5-11	170	Jr/Jr	Cambria Heights, NY (Nassau CC)
4	Michael London*	DB	6-0	175	So/So	Sicklerville, NJ (Edgewood Regional)
5	Jamel Brown*	DB	5-9	180	Jr/So	New York, NY (Stevenson)
6	Jay Simala	QB	6-5	225	Sr/Jr	Carmel, IN (HS)
8	Rory Lee*	WR	5-8	180	Jr/Jr	Dixmoor, IL (Thornton Township)
9	Kevin Lyles	B	6-4	220	Fr/Fr	Indianapolis, IN (Lawrence North)
10	Reggie Holt**	DB	5-11	195	Sr/Jr	Miami, FL (North)
11	Darrell Bevell	B	6-2	180	Fr/Fr	Scottsdale, AZ (Chaparral)
12	Cyrill Weems	B	6-2	195	Fr/Fr	Detroit, MI (Southeastern)
13	Lionell Crawford***	WR	5-11	185	Sr#/Sr	Houston, TX (Aldine)
14	John Hall	K	6-3	175	Fr/Fr	Port Charlotte, FL (HS)
15	Tim Ware***	WR	5-7	160	Sr/Sr	St. Petersburg, FL (Northeast)
16	Jay Macias*	QB	6-0	190	So/So	Montebello, CA (Schurr)
17	Melvin Tucker**	DB	6-0	190	Jr/Jr	Univer. Hts., OH (Cleveland Hts.)
18	Rich Thompson****	K	6-0	200	Sr#/Sr	Skiatook, OK (HS)
19	Aaron Brown***	WR	5-10	170	Sr/Sr	Newark, OH (HS)
20	Jevon Brunston	B	6-0	165	Fr/Fr	Columbus, OH (Eastmoor)
21	Rodney Shelton*	RB	6-1	200	So/So	Decatur, GA (Dunwoody)
23	Tony Spaeth***	WR	5-9	170	Sr#/Sr	West Bend, WI (East)
24	Korey Manley**	DB	5-10	180	Sr#/Sr	N. Fond du Lac, WI (Mann)
25	Kerwin Badie	B	5-9	160	Fr/Fr	Bellwood, IL (Proviso West)
26	Sam Veit*	P	5-9	170	So/So	Racine, WI (Case)
27	Paul Schneider	DB	5-9	175	Sr/Sr	Oshkosh, WI (Lourdes)
28	Randy Nickel	OLB	6-3	225	So/Fr	Germantown, WI (HS)
29	Jeff Messenger*	DB	5-10	190	Jr/So	Marinette, WI (HS)
30	Theo Carney	DB	5-8	185	Jr/So	Milwaukee, WI (Pulaski)
31	Matt Nyquist	FB	6-2	220	So/Fr	Cokato, MN (Dassel-Cakato)
32	Mark Montgomery**	FB	6-1	210	Jr/Jr	St. Paul, MN (St. Thomas Academy)
33	Brent Moss*	FB	5-9	205	Jr/Jr	Racine, WI (Washington Park)
34	Nikki Kemp	FB	5-10	215	Jr/So	Montclair, NJ (HS)
36	Azree Commander	L	6-3	215	Fr/Fr	Chicago, IL (Lane Tech)
37	Scott Nelson**	DB	6-0	200	Sr/Jr	Sun Prairie, WI (HS)
38	Matt Krueger	K	6-3	190	Jr/So	Brown Deer, WI (HS)
38	Charles Davis	B	6-0	230	Fr/Fr	Bronx, NY (Horace Mann)
39	Pete Diatelevi	B	6-3	220	Fr/Fr	Waterbury, CT (Holy Cross)
41	Terrell Fletcher*	RB	5-9	185	So/So	Hazelwood, MO (East)
42	Chad Fleming	OLB	6-3	235	Jr/So	Madison, WI (West)
43	Louis Ridley	WR	6-0	170	So/Fr	Red Bank, NJ (Regional)
44	Jason Burns*	RB	5-7	185	Jr/So	Chicago, IL (Julian)
45	Jeff Wirth**	FB	6-0	210	Sr/Jr	Rothschild, WI (Everest)
46	Terry Glavin	LB	6-2	225	So/Fr	Niles, IL (Loyola Academy)
47	Eric Unverzagt*	LB	6-2	225	So/So	Central Islip, NY (HS)
48	Aaron Norvell***	LB	6-0	220	Sr#/Sr	Madison, WI (Memorial)
49	Henry Searcy**	DB	6-1	180	Jr/Jr	Columbus, GA (Carver)
50	Chris Hein*	OLB	6-1	220	Jr/So	Plymouth, WI (HS)
51	Brian Patterson	OL	6-2	280	Jr/So	Schofield, WI (Everest)
52	Cory Raymer*	OL	6-3	270	So/So	Fond du Lac, WI (Goodrich)
53	Pat McGettigan***	OL	6-2	270	Sr#/Sr	Darlington, WI (HS)

No.	Name	Pos.	Ht.	Wt.	Cl./El.	Hometown (High school)
54	Todd Orlando*	LB	6-0	225	Sr/Jr	Pittsburgh, PA (Central Catholic)
55	Dave Anderson	OL	6-2	230	So/Fr	Eau Claire, WI (Memorial)
55	Chad Yocum*	OLB	6-4	240	So/So	Windsor, WI (DeForest)
56	Mike Rader	L	6-5	255	Fr/Fr	DePere, WI (Notre Dame)
57	Gary Casper***	LB	6-2	235	Sr#/Sr	Downers Grove, IL (Mt. Carmel)
58	Joe Panos*	OL	6-3	285	Jr/Jr	Brookfield, WI (East)
59	Mike Galletti	L	6-3	260	Fr/Fr	Ottawa, IL (HS)
60	Steve Stark	DL	6-5	245	So/Fr	Rockton, IL (Hononegah)
61	Lee Krueger**	DL	6-1	260	Sr/Jr	Plymouth, MI (Redford Catholic)
62	Lamark Shackerford**	DL	6-1	265	Jr/Jr	Gary, IN (Wallace)
63	Joe Rudolph	OL	6-1	265	Jr/So	Belle Vernon, PA (HS)
64	James Darby	L	6-5	310	Fr/Fr	Streamwood, IL (HS)
65	Mike Bryan*	OL	6-2	275	Sr/Sr	Garden City, KS (Garden City CC)
66	Mike Thompson*	DL	6-4	260	Jr/So	Portage, WI (HS)
67	Mike Verstegen*	OL	6-6	295	Jr/So	Kimberly, WI (HS)
68	Cayetano Castro	L	6-7	300	Fr/Fr	New York, NY (Kennedy)
69	Derek Engler	L	6-5	280	Fr/Fr	St. Paul, MN (Cretin-Derham-Hall)
70	Jason Maniecki*	DL	6-5	280	So/So	Wisconsin Dells, WI (HS)
71	Jerry Wunsch	L	6-6	300	Fr/Fr	Wausau, WI (West)
72	John Rohde	L	6-6	315	Fr/Fr	Oswego, IL (Yorkville)
73	Tom Dennis	OL	6-3	270	So/Fr	Chicago, IL (St. Rita)
74	Bill Maken*	OL	6-6	295	Jr/Jr	Kenosha, WI (Tremper)
75	Chuck Belin***	OL	6-3	300	Sr#/Sr	Milwaukee, WI (Vincent)
76	Jeff Rasmussen*	OL	6-2	275	Sr#/Sr	Sparta, WI (HS)
77	Tyler Adam**	OL	6-4	290	Sr/Jr	Sheboygan Falls, WI (HS)
78	Alex Ilich	OL	6-6	275	So/Fr	Chicago, IL (Loyola Academy)
79	Shane Kreke	OL	6-5	290	So/Fr	Crown Point, IN (Lake Central)
81	Michael Roan*	TE	6-4	245	Jr/So	Iowa City, IA (City)
82	Todd VanRoo	TE	6-1	230	Sr#/Sr	Milwaukee, WI (Vincent)
84	Jim Bourne**	TE	6-3	250	Sr#/Sr	Whitefish Bay, WI (HS)
85	Bryan Jurewicz	L	6-5	240	Fr/Fr	Deerfield, IL (HS)
86	Dwight Reese*	OLB	6-3	220	Sr/Sr	San Jose, CA (San Jose CC)
87	Vince Zullo*	WR	5-10	185	Jr/So	Salem, WI (Westosha)
87	Neil Miklusak	L	6-3	230	Fr/Fr	Griffith, IN (HS)
88	Dave Czech**	TE	6-5	245	Sr/Jr	Chippewa Falls, WI (HS)
89	Al Gay	L	6-4	225	Fr/Fr	Elkhorn, WI (HS)
89	Jeff Heckert	L	6-5	225	Fr/Fr	Appleton, WI (Fox Valley Lutheran)
90	Haywood Simmons	DL	6-3	250	So/Fr	Macon, GA (Southwest)
91	Rod Spiller	L	6-4	235	Fr/Fr	Hazelwood, MO (East)
92	Carlos Fowler**	DL	6-3	270	Jr/Jr	Pontiac, IL (Township)
93	Nick Rafko*	OLB	6-4	245	Sr/Jr	Monroe, MI (Catholic Central)
94	Mickey Ellis	DL	6-5	250	So/Fr	Verona, WI (HS)
95	Curt Maternowski***	OLB	6-1	220	Sr#/Sr	Franklin, WI (HS)
96	Patrick Thompson**	DL	6-2	280	Sr#/Sr	Detroit, MI (Oak Park)
97	Todd Anthony	DL	6-2	250	Sr/Jr	Austin, MN (Central)
98	Yusef Burgess**	LB	6-2	230	Jr/Jr	Bronx, NY (Clinton)
99	Jamie Vanderveldt	L	6-5	255	Fr/Fr	Waukesha, WI (Catholic Memorial)

* — letters won

— fifth year senior

DUPLICATE JERSEY NUMBERS

Duplicate Numbers

No.	Name	Pos.	Ht.	Wt.	Cl./El.	Hometown (High school)
2	Bernie Caputo	DB	5-8	175	Sr/Jr	Madison, WI (Memorial)
3	Donnie Gray	WR	6-0	190	So/Fr	Lancaster, CA (Antelope Valley)
6	Anthony McHenry	DB	6-1	190	Sr/Jr	Columbus, GA (Carver)
12	Chad Cascadden	DB	6-1	195	Jr/So	Chippewa Falls, WI (HS)
17	Matt McCormick	WR	5-8	170	So/Fr	Columbus, WI (HS)
20	Eric Pollex	DB	5-11	190	So/Fr	Wis. Dells, WI (Adams-Friendship)
22	Steve Baffico	WR	5-11	185	So/Fr	Montclair, NJ
23	Carl Heidemann	DB	5-10	180	So/Fr	Oshkosh, WI (West)
24	Greg Mattlin	WR	6-0	185	So/Fr	Stevens Point, WI (HS)
25	Aaron Girard	K	6-0	185	So/Fr	Moraga, CA (Campolindo)
26	Kobie Newton	TE	6-0	215	Jr/So	Chicago, IL (Julian)
27	Tim Lopez	WR	5-9	170	So/Fr	San Antonio, TX
28	Tom Burger	K	5-11	170	So/Fr	Wauwatosa, WI (Lutheran)
29	Chris Kennedy	WR	5-9	180	Jr/So	Waunakee, WI (HS)
34	John Rhymes	DB	5-9	175	Jr/So	Stoughton, WI (HS)
36	Scott Young	DB	6-0	190	So/Fr	Englewood, CO (Cherry Creek)
38	Tray Turner	DB	5-11	190	Jr/So	Milwaukee, WI (King)
39	Robert Nelson	FB	5-10	175	So/Fr	Mokena, IL (Lincoln Way)
43	Tom Loper	OLB	6-1	220	Jr/So	Hartland, WI (Arrowhead)
51	Ed Premus	LB	6-0	225	Jr/So	Cambria, WI (HS)
52	Phil Chavez	LB	5-11	210	Jr/So	St. Francis, WI (City)
53	Jason Levine	OLB	6-2	220	Sr/Jr	Waupaca, WI (HS)
58	Brian Vegoe	LB	6-1	220	So/Fr	St. Paul, MN (Academy)
67	Steve Kouba	DL	5-11	235	So/Fr	So. Holland, IL (Thornwood)
76	Lou Manfredini	DL	6-3	240	So/Fr	Deerfield, IL (Highland Park)
90	Robert Gulan	TE	6-1	220	So/Fr	Shell Lake, WI (HS)

Pronunciation Guide


Kerwin Badie	BAY-dee	Matt Krueger	CREW-ger
Chuck Belin	BELL-in	Jay Macias	muh-SEE-us
Darrell Bevell	BEV-ull	Neil Miklusak	mih-CLUES-ack
Jamel Brown	JUH-mell	Aaron Norvell	nor-VELL
Jevon Brunston	JUH-vonn	Joe Panos	PANN-ohs
Yusef Burgess	YOU-seff	Jay Simala	suh-MALL-lah
Dave Czech	CHECK	Tony Spaeth	SPAYTH
Lee DeRamus	duh-RAY-muss	Eric Unverzagt	UN-verr-zack
Pete Diatelevi	DIE-uh-ta-LEE-vee	Sam Veit	VITE
Terrell Fletcher	tuh-RELL	Mike Verstegen	ver-STAY-gun
Alex Ilich	ILL-itch	Jerry Wunsch	one-sch
Bryan Jurewicz	jerr-a-WITTS	Vince Zullo	ZOO-low
Lee Krueger	CREE-ger		

STAFF

Barry Alvarez and his staff have 130 years of collegiate coaching experience, 44 bowl game appearances and a dedication toward building a tradition of success at Wisconsin.



HEAD COACH



Barry Alvarez

As an Assistant Coach

IOWA (1979-86) —

Hawkeyes posted 61-33-1 record ... appeared in bowl games the last six seasons ... Big Ten champs and Rose Bowl participant in 1981 and 1985 ... school record for wins (10) in 1985.

NOTRE DAME (1987-89) —

Fighting Irish won 32 of 37 games for an 86.5 winning percentage ... played in three (Cotton, Fiesta, Orange) New Year's Day bowls in as many years ... undefeated (12-0) national champions in 1988 ... won 23 straight games between 1988-89.

The Wisconsin football program is turning some heads as it attempts to regain the respectability it enjoyed in the mid-1980s. The man responsible for the rapid gains is third-year Head Coach Barry Alvarez.

Alvarez' second Badger team improved its win total by four games, the fourth-largest improvement in the nation from 1990. Wisconsin's 5-6 record last year was the school's best since 1985. Two Big Ten wins were the most in five seasons, and the eighth-place tie in the league standings was the best since 1984.

After inheriting a program that had produced nine wins in four seasons, Alvarez' first Badger team won one game. However, the Badgers were within striking distance in the fourth quarter in 10 of 11 games.

Despite the 1-10 mark, Alvarez and his staff recruited a nationally ranked class. The UW entered '91 with much hope.

Three straight non-conference wins to open the year earned Wisconsin several votes in the Associated Press poll. It was the UW's longest winning streak since 1985. Close losses to Top 20 teams Iowa and Indiana at midseason caught people's attention.

A win at Minnesota was Alvarez' first Big Ten victory and gave Wisconsin possession of the fabled Paul Bunyan Axe for just the second time in eight

years. A season-ending 18-point triumph over Northwestern gave the Badgers two league wins, the same number the UW won between 1988-90 combined.

Besides the achievements in the victory column, many other gains were realized. Consider:

❑ 75,053 fans attended the Iowa game, the largest crowd at Camp Randall Stadium since 1986.

❑ cornerback Troy Vincent became the school's first all-American since 1987 and the first-ever Big Ten Defensive Player of the Year.

❑ Vincent (90-yard punt return) and Tony Lowery and Lee DeRamus (89-yard pass) established the longest plays in Wisconsin history.


❑ Wisconsin's defense was nationally ranked (24th) and led the Big Ten in turnovers (30).

Alvarez was appointed as the school's 27th football coach on Dec. 31, 1989. It's been a whirlwind tour for him since. An improvement in facilities, growth in fundraising, nationally recognized recruiting efforts and the return of fans to Camp Randall are products of Alvarez' work.

Fans around the state are talking about the Badger football program again. Attendance at home games has im-

Alvarez at Wisconsin

Year	Overall				Big Ten				Finish
	W	L	T	Pct.	W	L	T	Pct.	
1990	1	10	0	.090	0	8	0	.000	10th
1991	5	6	0	.455	2	6	0	.250	T-8th
Totals	6	16	0	.272	2	14	0	.142	



Coach Barry Alvarez (above), who has coached in nine bowl games and won a national championship in 1988, made Wisconsin the nation's fourth most-improved team last year.

proved almost 10,000 per game since his arrival.

Alvarez is committed to returning Wisconsin football to the first division of the Big Ten Conference. Looking at his record, that's standard fare for Barry.

A former assistant coach at both Notre Dame and Iowa, Alvarez has been associated with strong winning traditions. He coached in a bowl game nine consecutive years during his stints with Notre Dame and Iowa.

For three seasons, Alvarez was a defensive assistant for Coach Lou Holtz at Notre Dame. He served as linebackers coach in 1987, was promoted to defensive coordinator in 1988 and worked as assistant head coach in 1989 for the Irish.

Notre Dame finished 17th, 1st and 2nd in the final Associated Press poll the three seasons Alvarez was there. The Fighting Irish won an incredible 23 consecutive games in 1988 and 1989.

The 1988 Fighting Irish team won a national championship and posted a perfect 12-0 record. As coordinator, Barry's defense ranked third nationally in scoring, 10th against the run and 13th in total defense. A Fiesta Bowl victory over West Virginia capped the undefeated season.

Notre Dame was 12-1 in 1989 and was the nation's No. 1 team for 11 straight weeks. Alvarez' defense keyed a 21-6 Orange Bowl victory over top-ranked Colorado. The 1989 Notre Dame defenders were nationally ranked in every category: scoring (12th), turnover margin (13th), rushing (14th) and total (14th) and passing (43rd) defense.

Barry coached all-America linebackers in each of his three seasons in South Bend. Michael Stonebreaker was a consensus all-America pick in 1988. Ned Bolcar, Cedric Figaro and Wes Pritchett also made all-America squads once for Alvarez.

As an Iowa assistant, Barry coached

HEAD COACH, *CONT.*

Alvarez quick facts

Education

College: B.S. (1969) and M.A. (1970) from Nebraska

Coaching Experience

Asst. Coach Lincoln (Neb.) Northeast H.S. (1971-73); Head Coach Lexington (Neb.) H.S. (1974-75); Head Coach Mason City (Iowa) H.S. (1976-78); Asst. Coach Iowa (1979-86); Asst. Coach Notre Dame (1987); Defensive Coordinator Notre Dame (1988); Asst. Head Coach Notre Dame (1989); Head Coach Wisconsin (1990-present)

Personal

Born: Dec. 30, 1946. *Family:* wife, Cindy; daughters Dawn and Stacy; son Chad

Alvarez' players drafted by the NFL

At Iowa

2nd round — Jon Hayes, TE to Kansas City
11th round — Larry Station, LB to Pittsburgh

At Notre Dame

6th round — Cedric Figaro, OLB to San Diego
6th round — Wes Pritchett, ILB to Miami
6th round — Ned Bolcar, ILB to Seattle
7th round — Andre Jones, OLB to Pittsburgh
8th round — Scott Kowalkowski, ILB to Philadelphia
9th round — Mike Stonebreaker, ILB to Chicago

At Wisconsin

3rd round — Don Davey, DT to Green Bay
10th round — Brady Pierce, OT to Minnesota
7th pick — Troy Vincent, DB to Miami

Boldface indicates first-round selection

linebackers from 1979-86. The Hawkeyes went to postseason games the last six years, including Rose Bowls in 1982 and 1986. Alvarez helped the Hawkeyes turn a program, which hadn't had a winning season in 17 years, into a regular bowl game participant.

Alvarez coached five first team all-Big Ten linebackers at Iowa. His prize pupil was Larry Station, a two-time consensus all-America linebacker. An academic all-American as well, Station is the Hawkeyes' career tackle leader.

Barry got his coaching start in 1971 as an assistant at Lincoln (Neb.) Northeast. That high school won a state title in 1972, his second of three years there.


His first head coaching position was at Lexington (Neb.) High School from 1974-75. He was 16-4 and was the Nebraska prep Coach of the Year in 1974.

Alvarez then coached at Mason City (Iowa) High School from 1976-78, compiling a 21-9 mark. Included was a 4A state title in 1978 when he was conference and district Coach of the Year.

A three-year letterman at Nebraska, Alvarez earned his Bachelor of Science degree in 1969. He added an M.A. degree from Nebraska in 1970. Barry, an all-Big Eight linebacker, played in the Orange and Sugar Bowls for Nebraska, as well as the Senior and Blue-Gray all-star games.

Barry and his wife, Cindy, have two daughters, Dawn (Mrs. Brad Ferguson) and Stacy, and a son, Chad. Alvarez was born Dec. 30, 1946, in Burgettstown, Pa.

ASSISTANT COACHES



Bill Callahan

Bill Callahan — Offensive Line


Coaching experience: entering his third season as offensive line coach for the Badgers ... senior member of UW offensive coaching staff ... offensive coordinator at Southern Illinois (1989) prior to joining Badger staff ... SIU set 18 school records under his guidance ... coached offensive line at Division 1-AA Northern Arizona (1987-88) ... had responsibilities with TE, OL, QB and special teams in six-year stint (1982-87) at Illinois ... the Illini played in three bowl games, including the 1984 Rose, while he was there ... an Illini graduate assistant from 1980-81 before joining the staff full time ... three of his Illinois players — Scott Davis (Raiders), Cap Boso (Bears) and Mark Dennis (Dolphins) — are still active in the NFL ... prep coach for one year at Oak Lawn and DeLaSalle High Schools in the Chicago area from 1978-79.

Playing career: NAIA honorable mention all-America honors at Illinois Benedictine in 1976-77 ... three-year starter at quarterback.

Education: B.A. from Illinois Benedictine in 1978.

Family: wife Valerie; sons Brian and Daniel; daughter Cathryn.

Personal: born July 31, 1956, in Chicago, Ill.



Brad Childress

Brad Childress — Offensive Coordinator and Quarterbacks

Previous experience: beginning his first season as offensive coordinator at Wisconsin ... coached Badger running backs in 1991 ... under Childress' coaching, Terrell Fletcher became the first rookie since eventual Heisman Trophy winner Alan Ameche (1951) to lead the Badgers in rushing ... worked with wide receivers in 1990 at Utah ... served four years as offensive coordinator at Northern Arizona (1986-89) ... coached quarterback Greg Wyatt, the fifth-leading passer in NCAA history (more than 10,000 yards), at NAU ... Wyatt set more than 60 school and NCAA records ... Wyatt completed 962 passes, the second most in collegiate history ... coached QBs and helped with the computerized scouting department of the Indianapolis Colts in 1985 ... spent seven years (1978-84) at Illinois ... the last five seasons, he coached Illini runners and receivers after two campaigns as a graduate assistant ... among his Illini players was David Williams, who caught a Big Ten-record 101 passes in 1984.

Playing career: Competed in football collegiately at both Eastern Illinois (1974) and Illinois (1975-78).

Education: B.A. from Eastern Illinois (1978).

Family: wife Dru-Ann; sons Andrew, Christopher and Kyle; daughter Cara.

Personal: born June 27, 1956, in Aurora, Ill.

ASSISTANT COACHES, *CONT.*



Kevin Cosgrove

Kevin Cosgrove — Inside Linebackers


Coaching experience: entering his third season as inside linebackers coach for Wisconsin ... Cosgrove has 12 years of experience as a defensive coach ... coached Brendan Lynch (UW's fifth all-time tackler) and Gary Casper (currently 10th) ... prior to Wisconsin, he was inside linebackers coach for Earle Bruce at Colorado State (1989) and was defensive coordinator at SE Missouri State (1988) ... coached linebackers for eight seasons at Illinois (1980-87) and helped the Illini to three bowl games ... tutored Jack Squirek, a second-round NFL pick by the Los Angeles Raiders, at Illinois ... one of the nation's premier recruiters, he signed Jeff George, Moe Gardner, Darrick Brownlow and Chris Green at Illinois ... George was the NFL's No. 1 draft pick in 1990 and Gardner was a consensus all-American.

Playing career: letterwinner at Illinois Benedictine and UW-Oshkosh.

Education: B.A. from UW-Oshkosh (1979).

Family: wife Michelle; sons Clinton and Connor; daughter Shannon.

Personal: born Dec. 27, 1955, in Chicago, Ill.



Jim Hueber

Jim Hueber — Running Backs


Coaching experience: first year as running backs coach at Wisconsin ... worked at Minnesota for eight years as assistant head coach, offensive coordinator, offensive line coach and running backs coach ... coached eight first- and second-round NFL draft picks on the OL for the Gophers ... Minnesota played in two bowl games (1985 Independence and 1986 Liberty) while Hueber was there ... an 18-year veteran of college coaching, Hueber was an assistant coach on offense at Memphis State (1983), Temple (1981-82), Wichita State (1979-80), Dodge City Community College (1975-78) and Cincinnati (1974) prior to Minnesota ... served as recruiting coordinator at Temple, Wichita State and Dodge City CC.

Playing career: letterman at the University of South Dakota.

Education: B.S. from South Dakota (1971) ... M.E. from Cincinnati (1975).

Family: wife Nancy; sons Jeffrey, Jonathan and Joseph; daughter Kristine.

Personal: born Aug. 14, 1948, in Philadelphia, Pa.



Dan McCarney

Dan McCarney — Defensive Coordinator and Defensive Line


Coaching experience: in his third season as defensive coordinator and line coach at Wisconsin ... his 1991 Badger defense was 24th nationally in total defense ... his pass defense led the league and finished 14th in the nation ... the Badgers led the Big Ten in turnovers created in 1991 ... spent 13 years as assistant coach at Iowa (1977-89) ... worked with OL (1977-78) and DL (1979-89) ... coached six all-Americans, three Hawkeye Most Valuable Players and two conference Defensive Linemen of the Year ... McCarney produced at least one all-Big Ten player his final nine seasons at Iowa ... included was three-time selection Dave Haight ... coached in eight consecutive bowl games at Iowa including the 1982 and 1986 Rose Bowls ... graduate assistant at Iowa from 1975-76.

Playing career: Three-year letterman on offensive line at Iowa (1972-74) ... Hawkeye team captain in 1974 ... signed free agent contracts with Atlanta (1975) and Denver (1976).

Education: B.A. from Iowa (1975).

Family: wife Brenda; daughters Jillian and Melanie; son Shane.

Personal: born July 28, 1953, in Iowa City, Iowa.



Tom McMahon

Tom McMahon — Secondary

Coaching experience: first year as secondary coach at Wisconsin after serving in the same capacity at Arizona State from 1989-91 ... his 1990 secondary at ASU ranked fifth nationally in pass efficiency defense and led the Pac-10 in interceptions ... two of his Sun Devils — Nathan LaDuke and Phillippi Sparks — were finalists for the Jim Thorpe Award, given to the nation's top DB ... Sparks and ASU teammate Darren Woodson were picked in the first two rounds of the 1992 NFL draft ... prior to Arizona State, McMahon was a defensive assistant at East Carolina (1988), South Carolina (1983-87), New Mexico (1980-82), Wyoming (1979) and Colorado State (1973-78) ... defensive coordinator at East Carolina when the school posted its best record in 10 years ... South Carolina played in three bowl games during his tenure and two of his Gamecocks were all-Americans.


Playing career: three-year letterman at Montana (1970-72) ... played on the school's undefeated Camelia Bowl champions in 1972 ... led that club in receptions.

Education: B.A. from Montana (1971) ... M.A. from Colorado State (1975).

Family: wife Marilyn; sons Kyle and Kevin.

Personal: born Nov. 13, 1948, in Chicago, Ill.

ASSISTANT COACHES, *CONT.*



Jay Norvell

Jay Norvell — Wide Receivers and Special Teams


Coaching experience: entering his first season as a full-time member of the Badger staff ... served as a volunteer coach in charge of wide receivers and special teams in 1990 and 1991 ... Wisconsin led the Big Ten (finished 13th nationally) in kickoff returns last year ... the Badger punt return unit was second in the league ... Norvell's coverage units (kickoffs and punts) led the Big Ten in 1991 and the punt team covered eight kicks inside the 5-yard line ... coached WR one year (1988) at Northern Iowa ... the Panthers finished 8-3 that season ... received his start in coaching as an Iowa graduate assistant in 1986.

Playing career: lettered at Iowa in 1985, when the Hawkeyes won a school-record 10 games and played in the Rose Bowl ... first-team all-Big Ten selection after leading the conference in interceptions ... an Associated Press honorable mention all-American ... had NFL tryouts with Chicago and Denver and played one season with the Bears (1987).

Education: B.A. from Iowa (1985).

Family: single.

Personal: born March 28, 1963, in Madison, Wis. ... father, Merritt, played on the Badgers' 1963 Rose Bowl team ... brother, Aaron, is a UW linebacker.



John Palermo

John Palermo — Asst. Head Coach and Outside Linebackers

Coaching experience: second campaign as Assistant Head Coach and OLB coach ... under his direction, Dwight Reese earned all-conference mention last year and Chad Yocum led the Big Ten in fumbles forced ... spent one year (1990) as head coach at Austin Peay before rejoining Barry Alvarez at Wisconsin ... he and Alvarez developed the Notre Dame defense which ranked 13th and 14th nationally in total defense (1988-89) ... coached Chris Zorich, the 1989 College Lineman of the Year ... worked four seasons (1984-87) at Minnesota helping the Gophers to bowl games in 1985 and 1986 ... other college experience as assistant head coach at Appalachian State (1983), DL coach at Memphis State (1980-82) and DL coach at Austin Peay (1979) ... graduate assistant at North Carolina State (1977-78) ... three years as defensive coordinator at Bainbridge (Ga.) High School.

Playing career: Played two years at Wesley (Del.) JC ... transferred to Florida State where he played tight end his final two seasons.

Education: B.A. from Florida State (1974).

Family: wife Donna Rae; son Jason; daughter Jessica.

Personal: born March 27, 1952, in Newburgh, N.Y.



Bernie Wyatt

Bernie Wyatt — Tight Ends


Coaching experience: returns to on-field responsibilities as TE coach for the Badgers ... helped Wisconsin gain nationally ranked classes as the recruiting coordinator in 1990-91 ... an assistant coach (DE) at his alma mater, Iowa, for 16 seasons ... became the Hawkeyes' first full-time recruiting coordinator in 1979 ... among the players he recruited from his native New York area are: NFL all-Pro Andre Tippett, three of the top rushers in Iowa history (Tony Stewart, Owen Gill and Ronnie Harmon) and current NFL players Joe Mott (Jets), Bob Kratch (Giants) and Quinn Early (Saints) ... his prize pupil was Tippett, a 1981 consensus all-America DE ... a high school coach at Iowa City (Iowa) Regina and Lindenhurst (N.Y.) ... his Lindenhurst teams were 37-8-1.

Playing career: high school all-American at Amityville (N.Y.) ... lettered in football and track at Iowa ... the Hawkeyes' football MVP in 1960 when the club finished 8-1 ... played in the Blue-Gray all-star game ... played one season (1961) for the Pittsburgh Steelers.

Education: B.S. from Iowa (1962).

Family: wife Barb; sons Brad and Barry.

Personal: born Aug. 21, 1938, in Brooklyn, N.Y.



Rob Ianello

Rob Ianello — Recruiting Coordinator

Experience: begins his first season as the University's athletic department recruiting coordinator ... served the football program as the on-campus recruiting coordinator in 1990 and 1991 ... Ianello coordinated the Badgers' most recent football recruiting class, which was ranked in the Top 15 nationally and third in the Big Ten ... Wisconsin signed 10 high school all-Americans ... Ianello was assistant recruiting coordinator for Coach Bill Curry at Alabama in 1988 and 1989 ... served one other season as a graduate assistant coach for the Crimson Tide.

Education: B.A. from Catholic University of America (1987).


Family: single.

Personal: born Nov. 14, 1965, in Greenwich, CT.

Graduate Assistants

Former Nebraska all-American and two-time Outland Trophy winner Dave Rimington and former Marian Catholic Central (Woodstock, IL) Coach Steve Patton are serving as Badger graduate assistants this season. Rimington works with the offensive line and Patton helps with the secondary.

SUPPORT STAFF




John Chadima

John Chadima, entering his third year at the UW, is responsible for coordinating all off-the-field activities for Coach Barry Alvarez and the Wisconsin football program.

As the team's administrative assistant, he works with the Badgers' multi-million dollar budget, team travel, the summer football camp and scheduling.

Prior to his appointment at Wisconsin, he was a football manager at Iowa from 1983-87. John was a graduate assistant in administration for the Hawkeyes from 1987-89.

The 1988 graduate of Iowa earned a B.S. degree in athletic administration. The 27-year-old native of Cedar Rapids, Iowa, is single and resides in Madison.




John Dettmann

John Dettmann is beginning his first season as director of the Strength and Conditioning program at Wisconsin and his third year working with the Badger football program.

Dettmann directs the year-round football conditioning program and oversees the conditioning programs and facilities for all UW athletic teams.

Prior to Wisconsin, Dettmann worked in administration at the Houston (1984-86) and Ft. Lauderdale (1988-89) YMCAs. Between those assignments, John was employed at the Enron Corporation.

He earned his B.S. degree in corporate fitness from UW-Oshkosh. The honorable mention all-American was named to the school's Hall of Fame last spring. He is single.




Jerome Fishbain

Jerome Fishbain, who has been involved in athletics for more than 35 years, begins his third year as an academic-athletic consultant for the football team.

Fishbain has worked for the Athletic Department in many different capacities since 1980. Jerome was defensive coordinator and assistant admissions director at UW-River Falls before moving to Minnesota as recruiting coordinator.

He was an assistant coach at UW-Milwaukee in 1970 before taking over head coaching duties a year later. Fishbain was assistant AD from 1973-75 at UW-Milwaukee.

He has a B.S. degree from UW-La Crosse and an M.A. from Wisconsin. Jerome and his wife, Janet, have a son (Jason) and two daughters (Sarah and Rachael).




Dennis Helwig

Dennis Helwig begins his 18th year with the Athletic Department and his eighth season as the Badgers' head football trainer. He supervises the Sports Medicine Program.

Dennis served 10 seasons as UW hockey trainer before moving to the football team in 1985. Helwig is currently an advisor to Hockey USA, the sports

national governing body. He worked at the 1984 Winter Olympics and the 1987 World University Summer Games.

A 1974 graduate of the UW, Dennis was an assistant trainer with the Philadelphia Eagles (1975) before returning to his alma mater. Helwig and his wife, Jan, have one son (Christopher).




Jim McCormick

Jim McCormick is in his second season as head equipment manager for the Athletic Department. He is involved with all orders and inventory of equipment for the department and oversees the mail room operation.

Before joining the staff, McCormick served as equipment coordinator at his alma mater, Western Michigan. He

worked as a student assistant on the equipment staff at WMU as an undergraduate. McCormick is an active member of the American Equipment Managers Association.

The native of Ishpeming, Mich., earned his B.S. degree in elementary math/science from Western Michigan in 1988. Jim and his wife, Jayne, live in Madison.



Jim Roberts


Jim Roberts is in his sixth year working at the UW and his first as head of the department's video operations. From 1986-91, Jim handled video and equipment needs for the football team.

Roberts came to UW from Tulsa, where he was the school's first equipment manager. Jim also ran its athletic dormitories. The North Dakota State

graduate was hired by his alma mater to serve as equipment manager for the athletic and recreation departments and the physical education office.

Roberts was named Manager of the Year by the Athletic Equipment Managers Association in 1985. He is chairman of the Certification Committee for AEMA. Roberts is single.


ASSISTANT COACHES




Offensive coordinator Brad Childress is a picture of concentration on the sideline.



Offensive line coach Bill Callahan gathers his troops before sending them onto the field.



John Palermo, outside linebackers coach, has some instruction for linebacker Yusef Burgess.




Defensive coordinator Dan McCarney saw his Badgers rank 24th nationally in total defense last season.

PLAYERS

Ten players who received all-Big Ten mention, 50 letterwinners and 10 high school all-Americans highlight the player personnel of the 1992 Badgers.



VARSITY PROFILES




Tyler Adam

77 — **TYLER ADAM, OL, 6-4, 290, Jr., Sheboygan Falls, WI

Switched from RT to LT last spring ... versatile lineman ... **1991** — started 11 games at right tackle ... took more snaps (654) than any OL on team ... Offensive MVP vs Iowa ... **1990** — played in six games ... started vs Indiana ... **1989** — redshirted ... **High School** — honorable mention all-American by *USA Today* at Sheboygan Falls ... first-team all-state on offense and defense ... sixth in 1989 state shot put ... National Honor Society ... attended 1988 Badger Boys State ... coached by Don Juedes ... **Personal** — born 11/15/70 ... agricultural engineering major.

Year (Games/Starts) — 1990 (6/1) ... 1991 (11/11)

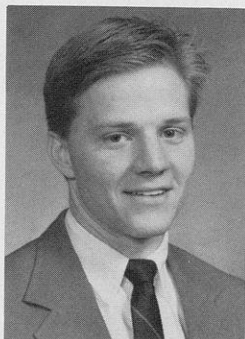


Chuck Belin

75 — *CHUCK BELIN, OL, 6-3, 300, Sr., Milwaukee, WI**

Preseason honors candidate ... most experienced offensive lineman with 30 career starts ... has started every game he's played at UW ... started at guard in 19 consecutive games ... one of the biggest (300 pounds) and strongest (475 bench) players on team ... **1991** — second team all-Big Ten by media and coaches ... an Almost all-American by *Football News* ... Badger captain ... led team with 18 "decleater" blocks ... played 650 snaps, second most on team ... picked up a fumble at Illinois and gained three yards ... **1990** — started final eight games after missing three with an injury ... **1989** — started all 11 games at guard ... all-Big Ten honorable mention honors from *UPI* ... **1988** — redshirted ... **High School** — honorable mention all-state at Vincent ... U.S. Army Scholar-Athlete ... coached by Rick Henneberry ... **Personal** — born 10/27/70 ... history major.


Year (Games/Starts) — 1989 (11/11) ... 1990 (8/8) ... 1991 (11/11)



Darrell Bevell

11 — DARRELL BEVELL, QB, 6-2, 180, Fr., Scottsdale, AZ

Transfer from Northern Arizona (after first semester of 1989) ... spent last two years (1990-91) on a Mormon mission in Cleveland ... four years of eligibility remaining ... **High School** — honorable mention all-state and two-time all-city at Chaparral ... broken finger as senior limited him to two games ... passed for 500 yards and five TDs before injury ... 1,500 yards passing, 17 touchdowns and four interceptions as junior ... played for his father, Jim ... 3.4 GPA ... **Personal** — born 1/6/70 ... pre-medicine major.




Jim Bourne

84 — **JIM BOURNE, TE, 6-3, 250, Sr., Whitefish Bay, WI

1991 — two catches for 26 yards ... 21-yard grab at Minnesota ... **1990** — lone reception vs Ohio State ... two-point PAT against Temple ... 10 games and three starts ... **1989** — played vs Miami, Toledo and Indiana ... **1988** — redshirted ... **High School** — honorable mention all-state at Whitefish Bay ... won state discus and shot put titles ... set six school track records ... coached by Richard Baer ... **Personal** — born 2/12/70 ... construction administration major.

Receiving	No	Yards	Avg.	TDs	Lg
1990	1	4	4.0	0	4
1991	2	26	13.0	0	21
Career	3	30	10.0	0	21

Career Best — 21 yards (MINN, 1991)




Aaron Brown

19 — *AARON BROWN, WR, 5-10, 170, Sr., Newark, OH**

1991 — led team with 27 receptions (333 yards) ... five catches vs Indiana and 56 yards receiving vs Northwestern ... TD receptions at Purdue (23 yards) and Minnesota (14) ... long reception was 39 yards vs Northwestern ... caught at least one pass in 10 of 11 games ... had 46 percent (154 of 333) of his yardage in final three games ... **1990** — played in nine games ... three catches for 35 yards vs Minnesota was best ... **1989** — played in 11 games (10 starts) ... TD catch vs Toledo ... **High School** — honorable mention all-state at Newark ... led team with 26 catches for 445 yards and eight TDs ... senior class president ... coached by Tim Thimmes ... **Personal** — born 11/11/71 ... business major.

Receiving	No	Yards	Avg.	TDs	Lg
1989	12	174	14.5	1	32
1990	6	76	12.7	0	22
1991	27	333	12.3	2	39
Career	45	583	13.0	3	39

Career Bests — 5 receptions (IND, 1991) and 56 yards (NU, 1991)



Jamel Brown


5 — *JAMEL BROWN, DB, 5-9, 180, So., New York, NY

1991 — credited with 13 tackles, including two for losses ... three tackles vs Minnesota, Illinois and Purdue ... TFL against Illini and Boilermakers ... **1990** — redshirted ... Defensive Scout team Player of the Week vs Temple and Michigan (only player to win award twice) ... **High School** — all-city at Stevenson ... 133 tackles and 10 interceptions his last two years ... rushed for 1,305 yards (21 TDs) in three seasons as QB ... two-year team MVP ... honor roll ... coached by Dennis Mercorelli ... **Personal** — born 2/7/72 ... enrolled in College of Letters & Science.

Defense	Solo	Asst	Tot.	PBU	Int.
1991	7	6	13	0	0

Career Best — 3 tackles (3 times)

VARSIY PROFILES, CONT.




Mike Bryan

65 — *MIKE BRYAN, OL, 6-2, 275, Sr., Garden City, KS

1991 — Badgers' starter at RG first seven games before injury ... second-highest season grade on team ... Offensive MVP vs Western Illinois in first game at Wisconsin ... **Junior College** — first-team all-American at Garden City CC ... junior college academic all-American ... ranked among Top 50 JC players in nation according to scout Tom Lemming ... member of 1990 Centennial Bowl champions ... junior college coach was Glen McNeely ... 1989 — played at Division II Washburn College (Topeka, KS) ... **High School** — *USA Today* honorable mention all-American at Garden City ... all-state ... school's Athlete of the Year ... National Honor Society member ... high school coach was Dave Meadows ... **Personal** — born 2/1/71 ... accounting major.

Year (Games/Starts) — 1991 (8/7)




Yusef Burgess

98 — **YUSEF BURGESS, LB, 6-2, 230, Jr., Bronx, NY

1991 — nine stops (one TFL) vs Michigan State was his best ... three assists vs Western Illinois and Minnesota ... 1990 — 24 tackles in eight games ... 14 tackles at Northwestern ... Scout Team Defensive MVP vs California ... Special Team MVP vs Illinois ... **High School** — all-state, all-city and all-conference at Clinton ... team MVP ... led team in tackles as junior (89) and senior (91) ... coached by Joe Prezioso ... **Personal** — born 6/7/72 ... pre-business major.

Defense	Solo	Asst	Tot.	T/Loss	Int.
1990	11	13	24	0/0	0
1991	11	15	26	2/3	0
Career	22	28	50	2/3	0

Career Best — 14 tackles (NU, 1990)




Jason Burns

44 — *JASON BURNS, RB, 5-7, 185, So., Chicago, IL


Excellent spring ... recruited to play TB, spent 1991 at FB and has returned to TB ... game-high 99 yards in scrimmage at Milwaukee ... 1991 — season highs for rushing (38 yards on three carries) and receiving (27 yards) vs Northwestern ... scored twice vs Wildcats including a 24-yard reception with 0:47 left in first half (pulled Badgers within 14-9) ... three receptions vs Indiana ... 4.4 average was team best ... 1990 — redshirted ... Offensive Scout Team Player of the Week vs Iowa and Indiana ... **High School** — first-team all-conference at Julian ... rushed for 900 yards (11.8 avg.) as senior ... scored 17 TDs (three on PR) his last season ... coached by J.W. Smith ... **Personal** — born 11/27/72 ... engineering major.

Rushing	Att	Yards	Avg.	TDs	Lg
1991	37	162	4.4	1	20

Career Bests — 5 carries (PUR, 1991) and 38 yards (NU, 1991)



Theo Carney




Gary Casper

30 — THEO CARNEY, DB, 5-8, 185, So., Milwaukee, WI

Made switch from TB to CB in spring ... **1991** — Scout Team Offensive Player of the Year ... only player named Scout Team Offensive Player of the Week twice (Iowa and Indiana) ... **1990** — redshirted ... **High School** — eight-time team MVP (four in track, two each in football and wrestling) at Pulaski ... second-team all-conference LB in 1989 ... rushed for 840 yards as senior ... coached by Greg Dufek ... **Personal** — born 2/2/72 ... afro-American studies major.

57 — ***GARY CASPER, LB, 6-2, 235, Sr., Downers Grove, IL


Enters senior season with 305 career tackles, 10th in school history ... needs 140 stops to break career tackle record (444 by Tim Krumrie, 1979-82) ... double-figure tackle efforts in 16 of last 18 games ... two-time all-Big Ten mention ... **1991** — an Almost All-American by *Football News* ... honorable mention all-league by media and coaches ... 129 tackles, sixth most in Big Ten ... led league with three fumbles forced ... tied career-best with 22 stops vs Indiana ... two TFL and a forced fumble against Hoosiers ... 15 tackles vs Iowa (UW Defensive MVP) and Minnesota ... intercepted passes against Ohio State and Iowa ... forced a fumble and had a pair of TFL against Hawkeyes ... **1990** — honorable mention all-Big Ten by AP ... earned starting job in fifth game ... led Wisconsin with 140 total tackles (fourth in Big Ten) and 75 solos ... season-high 22 tackles vs Illinois when he was Defensive MVP ... averaged 15 stops the last eight games ... **1989** — 11 games and four starts ... 13 stops vs Indiana ... **1988** — redshirted ... **High School** — first-team all-state and two-time all-Catholic League at Mt. Carmel ... two-time MVP ... helped team to 23-4 record his last two years ... school records for tackles in season (125) and solos in career (190) ... played on two state champion hockey teams ... MVP in state hockey tournament as senior ... football coach was Frank Lenti ... **Personal** — born 3/25/70 ... political science major.




Defense	Solo	Asst	Tot.	T/Loss	Int.
1989	15	21	36	0/0	0
1990	75	65	140	6/23	0
1991	77	52	129	11/29	2
Career	167	138	305	17/52	2

Career Bests — 22 tackles (ILL, 1990 and IND, 1991) and 2 TFL (IND, 1991)

VARSITY PROFILES, *CONT.*



Lionell Crawford



Dave Czech

13 — ***LIONELL CRAWFORD, WR, 5-11, 185, Sr., Houston, TX

Recovered fully from knee injury suffered in 1991 spring ... will also be used as QB in option attack this fall ... handled the ball rushing (three times), passing (once) and receiving (twice) in spring game ... **1991** — missed entire season (knee) ... redshirted ... **1990** — moved from QB to WR ... 26 receptions for 288 yards ... eight games including four starts ... missed three midseason games after suffering a punctured lung at Iowa ... led team with an average of 3.3 catches per game ... season-high six catches vs Temple and Michigan State ... season-best 68 yards receiving against Spartans ... Offensive MVP vs Michigan ... 12-yard TD run vs Ball State ... **1989** — played nine games (six starts) at QB ... had more rushes (82) than passes (76) ... 390 yards rushing ... season-best 104 yards rushing at Ohio State ... two TD runs in homecoming win over Northwestern ... **1988** — played in nine games ... rushed for 350 yards ... completed 34 of 92 passes for 479 yards ... career-high 109 yards on the ground in win over Minnesota ... **High School** — first-team all-Greater Houston selection at Aldine ... rushed for 1,223 yards (31 TDs) and passed for 1,151 yards (18 TDs) in 1987 ... coached by Bill Smith ... **Personal** — born 12/24/69 ... agricultural journalism major.

Receiving	No	Yards	Avg.	TDs	Lg
1989	1	7	7.0	0	7
1990	26	288	11.1	0	23
Career	27	295	10.9	0	23

Rushing	Att	Yards	Avg.	TDs	Lg
Career	246	769	3.1	8	39

Passing	Att	Comp	Int	Yards	Pct.	TDs
Career	168	59	10	672	.351	1


Career Bests — 109 yards rushing (MINN, 1988), and 68 yards receiving (MSU, 1990)

88 — **DAVE CZECH, TE, 6-5, 245, Jr., Chippewa Falls, WI

1991 — Offensive MVP vs Eastern Michigan (three catches) ... had 29- and 25-yard receptions vs Iowa State ... all seven of his catches came in a four-week stretch ... **1990** — six starts among his eight appearances ... led TEs with 11 catches for 116 yards ... four catches vs Illinois and Indiana (season-best 39 yards) ... Offensive MVP against Illinois ... three tackles on special teams ... **1989** — redshirted ... **High School** — first-team all-state as TE and LB at Chippewa Falls ... caught at least one pass in 25 consecutive games ... won state discus title ... Northwest Regional Track Athlete of the Year ... coached by Chuck Raykovich ... **Personal** — born 12/10/70 ... enrolled in College of Letters and Sciences.

Receiving	No	Yards	Avg.	TDs	Lg
1990	11	116	10.6	0	23
1991	7	91	13.0	0	29
Career	18	207	11.5	0	29

Career Bests — 4 receptions (ILL, 1990 and IND, 1990) for 54 yards (IOWA ST., 1991)




Lee DeRamus

2 — *LEE DeRAMUS, WR, 6-2, 185, So., Atco, NJ

1991 — led team with 374 yards receiving and 16.3-yard average as a true freshman ... team season-best 109 yards receiving vs Eastern Michigan ... included was an 89-yard catch, the longest reception in school history ... earned AT&T Long Distance Award for that reception ... caught a pass in 10 of 11 games ... four grabs vs Eastern Michigan and Ohio State in consecutive games ... TD catches vs Eastern Michigan, Ohio State and Western Illinois ... averaged 29 yards per kickoff return ... a 50-yard return in the fourth quarter at Minnesota set up the game-winning FG ... **High School** — averaged 31.9 yards per reception as senior at Edgewood Regional ... 15 catches for 478 yards and five TDs ... intercepted five passes ... rated No. 2 WR in the East by scout Tom Lemming ... runs a 4.4-second 40 ... teammate of Badger CB Michael London ... coach was Robert Lee ... **Personal** — born 8/24/72 ... enrolled in College of Letters and Sciences.

Receiving	No	Yards	Avg.	TDs	Lg
1991	23	374	16.3	3	89

Career Bests — 4 receptions (EMU, 1991 and OSU, 1991) for 109 yards (EMU, 1991)



Terrell Fletcher


41 — *TERRELL FLETCHER, RB, 5-9, 185, So., Hazelwood, MO

Hampered by leg injury in spring ... No. 1 tailback entering fall ... **1991** — first true freshman to lead club in rushing since Alan Ameche in 1951 ... only player on team to be named Offensive MVP three times (vs. Ohio State, Illinois and Michigan State) ... played 10 games (missed Indiana) ... rushed for 112 yards vs Northwestern and 97 against Michigan State ... scored two TDs in win over Northwestern ... averaged 5.1 yards per carry in last three games after 3.5 average in his opening seven contests ... caught a pass in eight of his last nine games ... 27-yard TD run vs Michigan State was Badgers' only score ... 29-yard run and five catches vs Ohio State were season bests ... **High School** — *USA Today's* Missouri Player of the Year at East ... all-American by *Super Prep* ... third-best player on scout Tom Lemming's all-Midlands team ... two-time all-state ... rushed for 1,687 yards (10.2 avg.) and 37 TDs as senior ... ran for 1,480 yards and 22 touchdowns as junior ... 3,346 career yards rushing ... 4,414 career all-purpose yards ... same school as UW recruit Rod Spiller ... coach was Rick Gorzynski ... **Personal** — born 9/14/73 ... enrolled in College of Letters and Sciences.

Rushing	Att	Yards	Avg.	TDs	Lg
1991	109	446	4.1	4	29

Career Bests — 19 carries for 112 yards (NU, 1991), 5 catches (OSU, 1991) for 46 yards (EMU, 1991)

VARSITY PROFILES, CONT.




Carlos Fowler

92 — **CARLOS FOWLER, DT, 6-3, 270, Jr., Pontiac, IL

1991 — started last 10 games after missing opener with injury ... double-figures in tackles last four outings ... averaged 10.8 tackles his last five games ... season bests for tackles (13) and solos (12) at Minnesota ... two TFL vs Indiana and Minnesota ... four TFL in last three games ... recovered a pitch at Illinois in end zone for a 6-0 Badger lead ... 1990 — played in eight games as true freshman ... four tackles at Iowa ... **High School** — three-time all-conference pick at Township ... MVP as senior ... played in Illinois Shrine game ... won 12 letters ... coach was Mick Peterson ... **Personal** — born 8/30/72 ... agricultural journalism major.

Defense	Solo	Asst	Tot.	T/Loss	Int.
1990	7	4	11	0/0	0
1991	47	40	87	7/21	0
Career	54	44	98	7/21	0


Career Bests — 13 tackles (MINN, 1991) and 2 TFL (MINN, 1991 and IND, 1991)



Reggie Holt

10 — **REGGIE HOLT, DB, 5-11, 190, Jr., Miami, FL


Recruited as a QB, he's played WR and SS at Wisconsin ... 1991 — first DB in school history to lead the team in tackles (144) ... finished second overall in tackles among Big Ten players ... sophomore all-American by *Football News* ... honorable mention all-Big Ten by coaches and media ... an Almost All-American by *Football News* ... tied for 14th nationally in tackles per game (13.1), the only non-LB in the Top 20 ... Badger season best for solos (15) in a 21-tackle effort vs Iowa ... a 50-yard interception vs Iowa ... Defensive MVP vs Eastern Michigan (10 tackles and a fumble recovery) and Illinois (16 tackles, a fumble forced and two PBU) ... only player on squad to earn team



Defensive MVP honors twice ... big tackle games in consecutive weeks vs Ohio State (19), Iowa (21) and Purdue (17) ... 1990 — WR in the first three games before switching to secondary ... Special Teams MVP at Iowa ... 1989 — redshirted ... **High School** — all-conference in football and track at North ... football and track MVP ... junior AAU triple jump champion ... coached by Larry Ball ... **Personal** — born 2/18/71 ... sociology major.

Defense	Solo	Asst	Tot.	PBU	Int
1990	12	15	27	0	0
1991	77	67	144	5	2
Career	89	82	171	5	2


Career Bests — 21 tackles (IOWA, 1991) and 1 interception (twice)



Alex Ilich

78 — ALEX ILICH, OL, 6-6, 275, Fr., Chicago, IL

Should be a strong back-up based on good spring performance ... **1991** — redshirted ... **High School** — second-team all-state by *Chicago Tribune* at Loyola Academy ... regional all-American by scout Max Emfinger ... made Tom Lemming's all-Midwest squad ... 79 tackles (13 sacks) as senior ... team made Class 6A semifinals in '90 ... prep teammate of Badger LB Terry Glavin ... 3.5 GPA ... coached by John Hoerster ... **Personal** — born 1/9/73 ... engineering major.




Lee Krueger

61 — **LEE KRUEGER, DL, 6-1, 260, Jr. Plymouth, MI

Lettered two years (1990-91) as a Badger wrestler ... **1991** — started five games at NG ... eight tackles vs Illinois and seven vs Michigan State in consecutive games ... four stops (one TFL) and a fumble recovery at Ohio State ... five tackles (one TFL) against Western Illinois ... **1990** — played in eight games (one start) ... three TFL ... career-high 10 tackles at Michigan State ... seven stops against Ohio State ... **1989** — redshirted ... **High School** — all-state football honors at Redford Catholic Central ... two-time state wrestling champ ... **Personal** — born 8/20/70 ... agricultural business management major.

Defense	Solo	Asst	Tot.	T/Loss	PBU
1990	14	13	27	3/8	0
1991	13	26	39	2/6	1
Career	27	39	66	5/14	1

Career Best — 10 tackles (MSU, 1990)




Michael London

4 — *MICHAEL LONDON, DB, 6-0, 175, So., Sicklerville, NJ

Moved from WR to CB last spring ... **1991** — four receptions (41 yards) in debut vs Western Illinois ... a 13-yard reverse vs Leathernecks ... long play of season was a 32-yard rush at Minnesota ... **High School** — averaged 34 yards per reception as senior at Edgewood ... 510 yards receiving and nine TDs ... intercepted five passes ... high school all-American by *Blue Chip* ... 21st-best receiver in the nation by scout Tom Lemming ... made *Super Prep* all-Northeast team ... rushed for 2,100 yards (8.0 avg.) ... 15 career interceptions ... second place in 400 meters at 1989 state track meet ... two-time track MVP ... has run a 4.35-second 40, a 10.5-second 100 and a 21.6-second 200 ... high school teammate of Badger WR Lee DeRamus ... 3.1 GPA ... coach was Robert Lee ... **Personal** — born 11/22/73 ... business major.

VARSITY PROFILES, *CONT.*




Jay Macias

16 — *JAY MACIAS, QB, 6-0, 190, So., Montebello, CA

First-string quarterback entering fall drills ... No. 1 draft pick when teams were divided for spring game ... completed 18-23 passes for 197 yards and three TDs in spring scrimmage at Milwaukee ... completed more than 70 percent of his passes during the spring ... **1991** — passed for 585 yards in seven games ... started six times as true freshman ... college debut came in front of 94,221 fans at Ohio State ... completed 6-11 passes for 126 yards and two TDs in relief appearance vs Buckeyes ... threw 101 consecutive passes without an interception ... career highs of 15 completions, 34 attempts and 127 yards vs Indiana ... more than 100 yards passing vs Illinois (119) and Michigan State (109) ... **High School** — two-time conference Player of the Year at Schurr ... completed 58.8 percent of his passes for 1,885 yards as senior ... averaged 21.7 yards per completion ... threw for 2,133 yards as junior ... 37 career TD passes ... coached by Ken Davis ... **Personal** — born 8/10/73 ... sociology major.

Passing	Att	Comp	Int	Yards	Pct.	TDs
1991	117	54	4	585	46.2	3

Career Bests — 15-34 for 127 yards (IND, 1991)




Bill Maksen

74 — *BILL MAKSEN, OL, 6-6, 295, Jr., Kenosha, WI

Did not participate in spring drills ... **1991** — injured most of the season ... started opening five games at LT ... **1990** — did not see game action ... **High School** — all-state at Tremper ... played in Wisconsin Shrine Game ... coached by Ron Davies ... **Personal** — born 1/17/71 ... recreation resource management major.

Year (Games/Starts) — 1991 (5/5)




Jason Maniecki

70 — *JASON MANIECKI, DL, 6-5, 280, So., Wisconsin Dells, WI

1991 — played in seven games ... made all eight of his tackles in the final four games ... three stops vs Indiana and Illinois ... **High School** — honorable mention all-American by *USA Today* at Wisconsin Dells ... all-state by AP (first team on offense, second on defense) and the state coaches association (first on both sides of the ball) ... rated No. 2 player in state by *Milwaukee Journal* ... MVP as senior when he totalled 28 TFL ... won Class B state wrestling title twice ... four years on honor roll ... 3.1 GPA ... coached by Pete Gust ... **Personal** — born 8/15/72 ... pre-business major ... emmigrated from Poland when he was 10.

Defense	Solo	Asst	Tot.	T/Loss	PBU
1991	2	6	8	0/0	0

Career Best — 3 tackles (IND and ILL, 1991)




Kory Manley

24 — **KOREY MANLEY, DB, 5-10, 180, Sr., N. Fond du Lac, WI

1991 — academic all-Big Ten ... Special Teams Player of the Year ... Special Teams MVP vs Ohio State, Indiana and Northwestern ... leader on the Badgers' punt and kickoff coverage teams, which led the Big Ten ... downed six punts inside the 5-yard line ... 19 tackles, mainly on special teams ... three stops vs Western Illinois, Purdue and Northwestern ... recovered a blocked punt in end zone for a TD vs Indiana ... that score gave UW a 14-0 lead ... covered a fumbled punt return at Illinois ... 1990 — appeared in all 11 games ... performed mainly on special teams ... 15 tackles ... 1989 — walked on to program ... redshirted ... **High School** — all-conference as RB and DB at Mann ... averaged more than 100 yards rushing per game ... won Jim Beyer Award as school's best athlete ... finished in top two percent of his class academically ... coached by Brian Harney ... **Personal** — born 12/20/69 ... chemistry major.

Defense	Solo	Asst	Tot.	PBU	Int
1990	3	12	15	0	0
1991	8	11	19	0	0
Career	11	23	34	0	0




Curt Maternowski

95 — *CURT MATERNOWSKI, OLB, 6-1, 220, Sr., Franklin, WI**

1991 — played in every game as reserve OLB ... seven tackles vs Iowa ... three solos against Minnesota including one TFL ... 1990 — 10 starting assignments ... 51 tackles ... four TFL ... forced two fumbles and recovered another ... career-high eight tackles at Northwestern ... seven stops against Ball State and Temple ... 1989 — saw action in 10 games ... QB sack against Michigan ... 1988 — redshirted ... **High School** — all-state at Franklin ... eight-time letterman ... football and wrestling captain ... coached by Mike Hilton ... **Personal** — born 5/20/70 ... enrolled in College of Letters and Sciences.

Defense	Solo	Asst	Tot.	T/Loss	Int
1989	9	5	14	2/2	0
1990	21	30	51	4/27	0
1991	10	12	22	1/4	0
Career	40	47	87	7/33	0

Career Best — 8 tackles (NU, 1990)




Pat McGettigan

53 — *PAT McGETTIGAN, OL, 6-2, 270, Sr., Darlington, WI**

Playing his fourth position at UW ... interior lineman that could see action at both guard spots ... 1991 — first season on OL after two years on defense ... 1990 — five tackles ... nine games at NG, starting three ... 1989 — 12 tackles in 11 games ... 1988 — redshirted ... **High School** — led team to 1987 state championship at Darlington ... all-state ... played in Wisconsin Shrine Game ... state wrestling placewinner ... coached by Douglas McArthur ... **Personal** — born 2/18/70 ... landscape architecture major.

VARSIY PROFILES, CONT.



Jeff Messenger

29 — *JEFF MESSENGER, DB, 5-10, 190, So., Marinette, WI


1991 — played primarily on special teams and in nickel package ... two interceptions in finale vs Northwestern ... one PBU against Wildcats ... five stops vs Western Illinois ... two pass deflections against Eastern Michigan and Illinois ...

1990 — redshirted ... **High School** — state Player of the Year in 1989 at Marinette ... led team to state championship ... first-team all-state at DB and QB ... rushed for more than 5,000 yards and 78 TDs in career ... 16 career interceptions ... rushed for 2,395 yards and 44 TDs as senior ... MVP three times in football ... state baseball Player of the Year ... 11 prep letters ... coached by Joel Hanner ...

Personal — born 2/24/72 ... enrolled in College of Letters and Sciences.

Defense	Solo	Asst	Tot.	PBU	Int
1991	13	10	23	5	2

Career Best — 5 tackles (W. ILL., 1991)




Mark Montgomery

32 — **MARK MONTGOMERY, FB, 6-1, 210, Jr., St. Paul, MN

First-team FB entering fall ... scored three touchdowns in spring scrimmage at Milwaukee ... 1991 — second on team in rushing (230 yards) ... gained 141 yards (61.3 percent of total) in first three games ... 45 yards vs Western Illinois and Eastern Michigan ... scored lone TD vs EMU ... 1990 — rushed for 116 yards on 38 carries ... played in 11 games and started the last seven ... 27 yards (six carries) vs Ball State ... caught four passes against Illinois ... **High School** — all-state at St. Thomas Academy ... rushed for 1,646 yards and 30 TDs in 1989 ... two-time team MVP ... earned three letters in hockey ... coached by Gerry Brown ... **Personal** — born 2/19/72 ... political science major.

Rushing	Att	Yards	Avg.	TDs	Lg
1990	38	116	3.1	0	14
1991	64	230	3.6	1	12
Career	102	346	3.4	1	14

Career Bests — 13 carries for 45 yards (W. ILL and E. MICH., 1991)



Brent Moss


33 — *BRENT MOSS, FB/RB, 5-9, 205, Jr., Racine, WI

Alternated between FB and RB in spring ... 27 carries for 133 yards (primarily at RB) in spring game ... 1991 — 219 yards rushing in nine games ... season-best 92 yards (11 carries) vs Indiana ... included was a 55-yard TD run, longest of the year for the Badgers ... 62 yards (18 carries) against Iowa State ... Badger Offensive MVP against Iowa State and Indiana ... 1990 — did not participate ... **High School** — all-American at Washington Park ... two-time league and three-time MVP ... rushed for 2,223 yards and 31 TDs as senior ... career totals of 4,678 yards rushing and 78 TDs ... played in Shrine Game ... coached by Phil Dobbs ...


Personal — born 1/30/72 ... enrolled in College of Letters and Sciences.

Rushing	Att	Yards	Avg.	TDs	Lg
1991	61	219	3.6	1	55

Career Best — 18 carries (IOWA ST., 1991) for 92 yards (IND, 1991)




Scott Nelson



Aaron Norvell

37 — **SCOTT NELSON, DB, 6-0, 200, Jr., Sun Prairie, WI

1991 — fifth on team in tackles (94) despite missing Ohio State game with neck injury ... Badgers' Defensive MVP vs Western Illinois with 10 tackles and an interception ... picked off a pass and broke up another vs Iowa State ... 15 tackles against Michigan State ... recovered a fumble against Indiana ... **1990** — played in 11 games (six starts) and made 106 tackles ... an interception and fumble recovery vs Illinois ... double-figure tackles six times ... 23 stops vs Iowa is tied for seventh-most in UW history ... Defensive MVP against the Hawkeyes ... picked off a pass at Iowa ... **1989** — redshirted ... **High School** — first-team all-state at Sun Prairie ... career totals of 2,300 rushing yards, 10 interceptions and 120 tackles ... 1,100 yards rushing, 18 TDs and six interceptions as senior ... two-time state champion in the 110 high hurdles ... coached by Mike Hahn ... **Personal** — born 4/23/71 ... sociology major.



Defense	Solo	Asst	Tot.	PBU	Int.
1990	45	61	106	5	3
1991	38	56	94	4	2
Career	83	117	200	9	5

Career Bests — 23 tackles (IOWA, 1990) and 1 interception (5 times)


48 — *AARON NORVELL, LB, 6-0, 220, Sr., Madison, WI**

Moved into starting role in the spring ... 23 tackles (15 solos) in spring game ... **1991** — top reserve at LB and big hitter on special teams ... six tackles vs Western Illinois and Iowa ... **1990** — eight games ... forced one fumble ... double-figure tackles against Ball State (11) and Temple (15) ... **1989** — 13 tackles in 10 games ... **High School** — school's leading tackler his final two seasons at Memorial ... school-record 177 tackles as senior ... led squad in interceptions in 1988 ... all-state ... coached by Wally Schoessow ... **Personal** — brother Jay is the Badgers' receivers coach ... father Merritt played on the UW's Rose Bowl team in 1963 and is member of UW Athletic Board ... born 3/25/69 ... communication arts major.

Defense	Solo	Asst	Tot.	T/Loss	Int.
1989	6	7	13	0/0	0
1990	24	21	45	2/2	0
1991	16	17	33	1/5	0
Career	46	45	91	3/7	0

Career Best — 15 tackles (TEMPLE, 1990)


VARSIY PROFILES, CONT.



Matt Nyquist

31 — MATT NYQUIST, FB, 6-2, 220, Fr., Cokato, MN

Excellent spring game with 27 yards rushing (5.4 average) and a TD ... caught three passes for 28 yards ... **1991** — redshirted with a broken wrist ... **High School** — honorable mention all-state at Dassel-Cokato ... two-time team MVP ... rushed for 1,076 yards as junior and 839 yards as senior ... averaged 18 tackles per game in 1990 ... nation's 17th-best LB prospect according to scout Tom Lemming ... 34 tackles in one game ... scored more than 1,000 points in basketball career ... team MVP in basketball and state discus champion in track ... won shot put event 31 times in 33 competitions as junior ... all-conference pick in four track events ... National Honor Society ... coached by Mark Herman ... **Personal** — born 6/8/72 ... pre-business major.




Todd Orlando

54 — *TODD ORLANDO, LB, 6-0, 225, Jr., Pittsburgh, PA

1991 — backup at LB ... started vs Michigan State and had career-high 11 tackles ... over half of his stops (11 of 18) came vs MSU ... a TFL at Purdue ... **1990** — played in four games ... missed rest of season with neck injury ... six tackles vs Ball State ... **1989** — redshirted ... **High School** — first-team all-state after leading team to state title at Central Catholic ... made *Pittsburgh Post-Gazette* Top 22 team and *Pittsburgh Press* Finest 44 squad ... 190 tackles as senior ... coached by John Fiscetti ... **Personal** — born 3/24/71 ... agricultural economics major.

Defense	Solo	Asst	Tot.	T/Loss	Int.
1990	6	1	7	0/0	0
1991	8	10	18	1/5	0
Career	14	11	25	1/5	0

Career Best — 11 tackles (MSU, 1991)




Joe Panos

58 — *JOE PANOS, OL, 6-3, 285, Jr., Brookfield, WI

Transferred from UW-Whitewater as a defensive player ... can play every spot on OL ... has played center and guard previously ... slated to start at RT this season ... one of best blockers on team ... proficient at run and pass blocking ... **1991** — started nine games (five at C, four at RG) ... 550 total plays ... best grade vs Northwestern ... missed Eastern Michigan with injury ... **1990** — Scout Team MVP vs Ohio State ... **1989** — lettered at Whitewater ... **High School** — Lineman of the Year at East ... coached by Doug Hinkel ... **Personal** — born 1/24/71 ... enrolled in College of Letters and Sciences.

Year (Games/Starts) — 1991 (11/9)




Nick Rafko

93 — *NICK RAFKO, OLB, 6-4, 245, Jr., Monroe, MI

1991 — Defensive MVP at Ohio State with four tackles and a QB sack ... recovered a fumble at Purdue ... three TFL (17 yards) ... **1990** — seven tackles ... played in nine contests ... Special Teams MVP vs Indiana ... **1989** — redshirted ... **High School** — all-state twice at Catholic Central ... 155 tackles and 22 sacks in career ... region MVP in 1988 ... team MVP in football, basketball and track ... four years on honor roll ... coached by Joe Sandersen ... **Personal** — born 11/28/70 ... sister won Miss America pageant in 1987 ... agricultural economics major.

Defense	Solo	Asst	Tot.	T/Loss	Int.
1990	3	4	7	0/0	0
1991	11	6	17	3/17	0
Career	14	10	24	3/17	0

Career Best — 4 tackles (OSU, 1991)




Jeff Rasmussen

76 — *JEFF RASMUSSEN, OL, 6-2, 275, Sr., Sparta, WI

1991 — academic all-Big Ten ... key reserve on OL ... started vs Eastern Michigan and Ohio State ... 212 total plays ... long snapper on placements ... played center and guard ... **1990** — appeared in Ball State, Michigan and Ohio State games ... **1989** — played in two Big Ten games ... **1988** — redshirted after walking on ... **High School** — honorable mention all-state at Sparta ... all-conference honors on offense and defense ... blocked two punts as senior ... coached by Jim Schilling ... **Personal** — born 8/28/70 ... finance and risk management major.

Year (Games/Starts) — 1989 (2/0) ... 1990 (3/0) ... 1991 (6/2)




Cory Raymer

52 — *CORY RAYMER, OL, 6-3, 270, So., Fond du Lac, WI


Should solidify the center position for three seasons ... **1991** — played DT in high school ... moved over to center on offense and started the last four games as true freshman ... saw action vs Purdue before starting last four games ... season-best grade vs Michigan State ... **High School** — honorable mention all-American by *USA Today* at Goodrich ... made *Blue Chip* all-Midwest team ... first-team all-state by AP and UPI ... 1990 conference Defensive Player of the Year ... third-best player in Wisconsin according to *Milwaukee Journal* ... high school coach was Jim Bond ... **Personal** — born 3/3/73 ... enrolled in College of Letters and Sciences.

Year (Games/Starts) — 1991 (5/4)

VARSITY PROFILES, *CONT.*



Dwight Reese




Michael Roan

86 — *DWIGHT REESE, OLB, 6-3, 220, Sr., San Jose, CA

1991 — honorable mention all-Big Ten by media and coaches ... led the Big Ten in fumbles recovered (three) ... 11 tackles vs Michigan State was his best ... 10 stops at Ohio State with two QB sacks (19 yards), one forced fumble and one fumble recovery ... Special Teams Player of the Game vs Illini after blocking 22-yard FG attempt in the first quarter ... six TFL in a four-week stretch against Eastern Michigan, Ohio State, Iowa and Purdue ... **Junior College** — second-team all-conference as sophomore at San Jose City College ... MVP after leading club in TFL, QB sacks and defensive rating points ... named Northern California Player of the Week once in 1990 ... JC Scholar-

Athlete of the Year ... junior college coach was Howard Gay ... **High School** — led Oak Grove High School (San Jose, CA) in sacks as senior ... named Most Improved Player twice in prep career ... high school coach was Ed Buller ... **Personal** — born 2/1/71 ... afro-American studies major.



Defense	Solo	Asst	Tot.	T/Loss	Int.
1991	45	37	82	7/36	0


Career Bests — 11 tackles (MSU, 1991) and 2 TFL (OSU and IOWA, 1991)

81 — *MICHAEL ROAN, TE, 6-4, 245, So., Iowa City, IA

Came out of spring as No. 1 TE ... caught two touchdown passes in spring game ... 1991 — honorable mention all-Big Ten as redshirt freshman by media and coaches ... 19 catches and 231 yards receiving ranked third on team ... caught at least one pass in every game ... scored on receptions his first two college games (Western Illinois and Iowa State) ... Offensive MVP at Purdue when he caught four passes ... long reception was a 55 yarder at Ohio State ... 1990 — redshirted ... Scout Team Offensive Player of the Week against Michigan ... **High School** — first-team all-state in football and basketball at City ... football MVP ... basketball team won state championship in 1989 ... all-conference honors in basketball three times ... National Honor Society ... coached by Larry Brown ... **Personal** — born 8/29/72 ... pre-business major.

Receiving	No	Yards	Avg.	TDs	Lg
1991	19	231	12.2	2	55


Career Bests — 4 receptions (PUR, 1991) for 74 yards (OSU, 1991)



Joe Rudolph

63 — JOE RUDOLPH, OL, 6-1, 265, So., Belle Vernon, PA

Listed No. 1 at RG after spring ... starting first full season as offensive lineman ... great work ethic ... **1991** — moved from defense to offense during the season ... Scout Team Defensive MVP vs Iowa State (second week) ... Scout Team Offensive MVP the final week vs Northwestern ... **1990** — redshirted ... **High School** — three-year starter at OL and LB at Belle Vernon ... Big Nine Conference all-star ... led team with 109 tackles ... *Pittsburgh Post and Press-Gazette* all-star ... National Honor Society ... listed in Who's Who among American High School Students ... **Personal** — born 7/21/72 ... enrolled in College of Letters and Sciences.




Henry Searcy

49 — **HENRY SEARCY, DB, 6-1, 180, Jr., Columbus, GA

1991 — played 11 games, mostly on special teams ... all of his tackles came on kick coverage ... **1990** — special teams player ... saw action in 10 games ... two stops vs Michigan ... **High School** — four-sport letterman at Carver ... football captain as senior ... led team in tackles ... National Honor Society nominee ... highest GPA on squad ... member of Beta Club ... coached by Wallace Davis ... **Personal** — born 8/30/72 ... enrolled in College of Letters and Sciences.

Defense	Solo	Asst	Tot.	PBU	Int.
1990	2	4	6	0	0
1991	1	2	3	0	0
Career	3	6	9	0	0

Career Best — 2 tackles (MICH, 1990)



Lamark Shackerford


62 — **LAMARK SHACKERFORD, DL, 6-1, 265, Jr., Gary, IN

1991 — injuries limited him to eight games and 32 tackles ... ended season with 10 tackles vs Northwestern ... seven stops vs Eastern Michigan and nine vs Ohio State in consecutive games ... one TFL in both of those games ... 26 of 32 tackles came in three games ... **1990** — played in opening 10 games before sprained ankle sidelined him for finale ... started five times ... five TFL (38 yards) ... three QB sacks for minus 33 yards ... recovered a fumble vs Illinois ... 12 tackles vs Northwestern ... nine stops including two TFL vs Minnesota ... **High School** — career total of 250 tackles at Lew Wallace ... first-team all-state ... 96 tackles, seven sacks and three fumble recoveries in 1989 ... coached by Dave Templin ... **Personal** — born 3/12/72 ... enrolled in College of Letters and Sciences.

Defense	Solo	Asst	Tot.	T/Loss	Int.
1990	26	20	46	5/38	0
1991	17	15	32	2/4	0
Career	43	35	78	7/42	0

Career Bests — 12 tackles (NU, 1990) and 2 TFL (MINN, 1990)

VARSITY PROFILES, *CONT.*




Rodney Shelton

21 — *RODNEY SHELTON, RB, 6-1, 200, So., Decatur, GA

1991 — triple threat as runner-receiver-returner ... 87 all-purpose yards at Illinois ... career-best 43 yards receiving (four catches) and 22 yards rushing (five carries) at Illinois ... long kickoff return (22 yards) also came at Illinois ... **High School** — first-team all-state as junior when he rushed for 1,040 yards and 17 TDs at Dunwoody ... Offensive Player of the Year as junior ... 348 yards rushing in an injury-plagued senior season ... returned six kickoffs for TDs as sophomore ... 2,138 career yards rushing ... Rookie of the Year for DeKalb TD Club in 1988 ... listed on scout Tom Lemming's all-South team ... runs a 4.4-second 40 ... Georgia state placewinner in 400 meters ... coached by David Kelly ... **Personal** — born 11/4/72 ... political science major.

Rushing	Att	Yards	Avg.	TDs	Lg
1991	18	43	2.4	0	10

Career Bests — 5 carries for 22 yards (ILL, 1991) and 4 catches for 43 yards (ILL, 1991)




Jay Simala

6 — JAY SIMALA, QB, 6-5, 220, Jr., Carmel, IN

1991 — academic all-Big Ten ... saw action in three of first five games ... completed 5-12 passes for 62 yards ... played in Badgers' first two wins (Western Illinois and Iowa State) ... 1990 — sat out after transferring from Miami, Ohio ... Offensive Scout Team Player of the Year ... won weekly scout team MVP honor vs California ... **High School** — first-team all-state in lone season as starter at Carmel ... threw for 1,550 yards ... National Honor Society member ... coached by Jim Belden ... **Personal** — born 12/30/70 ... finance/real estate major.

Passing	Att	Comp	Int	Yards	Pct.	TDs
1991	12	5	2	62	41.7	0



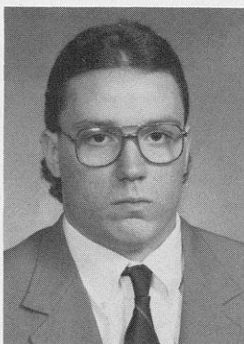
Tony Spaeth

23 — ***TONY SPAETH, WR, 5-9, 170, Sr., West Bend, WI

1991 — caught his lone pass (14 yards) in opener vs Western Illinois ... holder on placements ... 1990 — top returning receiver with 29 catches ... 11 games and five starts ... eight catches for 89 yards at Northwestern ... caught a pass in every game and at least two in 10 of 11 contests ... 1989 — played in 11 games with two starts ... second-leading receiver with 14 catches for 152 yards ... TD catch vs Toledo ... 1988 — redshirted ... **High School** — rushed for more than 1,000 yards to earn second-team all-state honors at East ... conference Offensive Player of the Year ... National Honor Society ... coached by Jerry Meulemane ... **Personal** — born 10/29/69 ... history major.

Receiving	No	Yards	Avg.	TDs	Lg
1989	14	152	10.9	1	23
1990	29	290	10.0	0	19
1991	1	14	14.0	0	14
Career	44	456	10.4	1	23

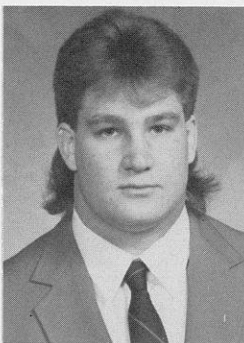
Career Bests — 8 catches for 89 yards (NU, 1990)



Steve Stark

60 — STEVE STARK, DL, 6-5, 245, Fr., Rockton, IL


Switched from offensive line to defensive tackle in the spring ... has a chance to earn long snapper duties on punts ... **1991** — redshirted ... Scout Team Offensive Player of the Week vs Michigan State ... **High School** — first-team all-state by *Chicago Sun-Times* and *Chicago Tribune* at Hononegah ... lead blocker for offense which produced a school-record 3,600 total yards as senior ... played much of 1990 with broken wrist ... saw action at G, T and TE ... coach was Donn VanSchelven ... **Personal** — born 5/16/73 ... pre-secondary education major.



Mike Thompson

66 — *MIKE THOMPSON, DL, 6-4, 260, So., Portage, WI


Missed entire spring with an appendectomy ... recruited as OLB but changed to DL in 1990 ... **1991** — a first-team Freshman all-American by *Football News* ... honorable mention all-Big Ten by coaches and media ... an Almost All-American by *Football News* ... 105 tackles (11th in the Big Ten) were the most of any league lineman ... double-digit tackles the final six games ... led the Badgers with 13 TFL ... with that total, he was one of just two freshmen among the league's top 24 TFL leaders ... three TFL at Illinois is tied for 13th single-game best at UW ... at least one TFL in five consecutive Big Ten games ... Badgers' Defensive MVP at Purdue (13 tackles and a forced fumble) ... recovered a fumble vs Michigan State ... **1990** — redshirted ... Defensive Scout Team Player of the Week vs Illinois ... **High School** — two-time first-team all-conference as LB and TE at Portage ... caught 36 passes and recorded 152 tackles as senior ... career totals of 68 catches (693 yards) and 262 tackles ... coached by John Neiderhauser ... **Personal** — born 12/22/72 ... pre-secondary education major.



Defense	Solo	Asst	Tot.	T/Loss	PBU
1991	61	44	105	13/53	0

Career Bests — 13 tackles (PUR, 1991) and 3 TFL (ILL, 1991)

Varsity Profiles, *CONT.*




Patrick Thompson

96 — **PATRICK THOMPSON, DL, 6-2, 280, Sr., Detroit, MI

Excellent spring season according to staff ... starter at DT entering fall ... 1991 — reserve on DL ... seven total tackles with six coming against Iowa State ... 1990 — started twice among eight appearances ... four tackles and a fumble recovery vs California ... 1989 — six games ... three stops vs Michigan State ... 1988 — redshirted ... **High School** — all-state as senior at Oak Park ... two-time team MVP ... 56 solos and 10 sacks in only six games as senior ... member of Michigan "Dream Team" ... all-state in wrestling ... coached by Keith Stephens ... **Personal** — born 3/10/70 ... agricultural journalism major.

Defense	Solo	Asst	Tot.	T/Loss	PBU
1989	4	2	6	0/0	0
1990	4	4	8	0/0	0
1991	1	6	7	0/0	0
Career	9	12	21	0/0	0

Career Best — 6 tackles (IOWA ST., 1991)




Rich Thompson

18 — ****RICH THOMPSON, K, 6-0, 200, Sr., Skiatook, OK

Badgers' leading scorer twice in his career ... 114 career points is tied for 10th in Badger history ... 26 career FGs is third on UW career lists ... made at least one FG in eight straight games (1989-90) over two seasons ... school record is nine games by Todd Gregoire ... a four-time lettermen entering his senior season ... redshirted in '89 but still earned a letter ... has punted some at Wisconsin ... 1991 — bothered much of the season by muscle pull suffered in practice ... did not kick in opening three games ... won the Minnesota game with a 42-yard field goal with 10:02 left in fourth quarter ... scored seven points vs Golden Gophers when he was Special Teams Player of the Week ... season-best eight points (2-3 FG and 2-2 PAT) vs Indiana ... 1990 — Badgers' Special Teams Player of the Year ... made all seven of his FGAs from less than 40 yards ... long field goal of 49 yards vs Minnesota ... made at least one field goal in nine games ... Special Teams Player of the Week after making two FGs vs California ... earned same honor at Northwestern ... 1989 — season-best 47 yarder vs Indiana ... made three field goals vs Toledo and Ohio State ... 1988 — scored 11 points in first two games ... that included a career-best 52-yard FG against Western Michigan, the seventh-longest in UW history ... had an ulcer and missed the rest of season ... applied for and received redshirt season ... **High School** — all-district, all-region and all-conference at Skiatook ... converted 57-60 extra points ... qualified for state track meet in long jump twice ... all-conference in track and tennis ... coached by Jim Bridges ... **Personal** — born 2/28/70 ... American studies major.

Kicking	PATs	FGs	Pts.
1989	17-18	11-17	50
1990	11-12	10-16	41
1991	8-9	5-10	23
Career	36-39	26-43	114

Career Long — 52-yard field goal (W. MICHIGAN, 1988)




Melvin Tucker

17 — **MELVIN TUCKER, DB, 6-0, 190, Jr., University Heights, OH
1991 — made a game-saving hit in the end zone on Patt Evans to secure a 19-16 Badger victory at Minnesota ... broke up what appeared to be a complete pass on the Gophers' final play ... seven tackles vs Golden Gophers ... eight hits at Ohio State and seven vs Purdue ... forced a fumble vs Eastern Michigan ... broke up a pass and recovered a fumble vs Northwestern ... **1990** — special teams performer ... nine games ... **High School** — all-state at Cleveland Heights ... played on offense (700 yards passing and 150 yards receiving) and defense (five interceptions) ... two-time member of *Cleveland Plain Dealer* all-scholastic team ... all-conference in basketball ... coached by Kerry Hodakievich ... **Personal** — born 1/4/72 ... enrolled in College of Letters and Sciences.

Defense	Solo	Asst	Tot.	Int.	PBU
1990	0	1	1	0	0
1991	15	18	33	0	2
Career	15	19	34	0	2


Career Best — 8 tackles (OSU, 1991)



Eric Unverzagt

47 — *ERIC UNVERZAGT, LB, 6-2, 225, So., Central Islip, NY
1991 — lettered as true freshman ... played on special teams (three tackles) ... long snapper on punts ... **High School** — all-state and all-Long Island at Central Islip ... 99 tackles with four interceptions and three fumbles recovered ... rushed for 598 yards (8.8 avg.) with six TDs ... averaged 13 tackles per game in four post-season wins ... didn't play football as junior because of broken thumb ... four-time all-conference mention in baseball ... coach was John Diclemente ... **Personal** — born 12/18/72 ... physical education major.


Defense	Solo	Asst	Tot.	Int.	PBU
1991	0	3	3	0	0



Todd VanRoo

82 — TODD VANROO, TE, 6-1, 230, Sr., Milwaukee, WI
1991 — special teams performer ... used mostly in two-tight end formation ... **High School** — first-team all-league twice at Vincent ... captained football and basketball once each ... broke school receiving record ... seven TDs as senior ... prep teammate of Chuck Belin ... **Personal** — born 12/8/68 ... sociology major.

VARSITY PROFILES, *CONT.*




Sam Veit

26 — *SAM VEIT, P, 5-9, 170, So., Racine, WI

1991 — walked on and assumed punting job in first game ... Badgers' net punting average of 34.1 was fourth in the Big Ten ... Special Teams MVP vs Iowa State and Michigan State ... a 55 yarder at Purdue was longest of the year ... eight punts against Iowa and Indiana ... four punts stopped inside the 20-yard line at Minnesota ... averaged better than 40 yards against Iowa State (44.2) and Iowa (41.4) ... **Personal** — born 6/13/73 ... enrolled in College of Letters and Sciences.

Punting	No	Yards	Avg.	Blk	Lg
1991	65	2,334	35.9	1	55

Career Best — 44.2 average (IOWA ST., 1991)




Mike Verstegen

67 — *MIKE VERSTEGEN, OL, 6-6, 295, So., Kimberly, WI

Made move from OLB to OL ... brings athletic ability to left side ... 1991 — second-team Freshman all-American by *Football News* ... took over as starter at LT midway through season ... started final six games ... 508 plays ... best game vs Michigan State ... 1990 — redshirted ... **High School** — all-state (defense) at Kimberly ... team MVP ... honor roll ... Army Scholar-Athlete ... coached by Bill Bohne ... **Personal** — born 10/24/71 ... enrolled in Letters and Sciences.

Year (Games/Starts) — 1991 (11/6)




Tim Ware

15 — ***TIM WARE, WR, 5-7, 160, Sr., St. Petersburg, FL

1991 — missed last six games with a knee injury ... a 23-yard reverse against Western Illinois ... returned five kickoffs for a 25.6 average ... long return was 44 yards vs Eastern Michigan ... 1990 — team leader in all-purpose yardage (595) ... receiving yards (473) and 19.7-yard average led squad ... five starts ... caught seven passes for 193 yards and two TDs at Northwestern to earn offensive MVP honors ... a 70-yard scoring pass was team's longest of the season ... 193 yards receiving was the second-highest total in school history ... returned five kickoffs for 110 yards ... 1989 — started nine games ... two catches vs California and Michigan State ... **High School** — all-Sun Coast pick at Northeast ... 24 catches (22.6 avg.) and six TDs as senior ... 331 yards rushing (6.8 avg.) ... coached by Jerry Austin ... **Personal** — born 9/1/71 ... home economics major.

Receiving	No	Yards	Avg.	TDs	Lg
1989	4	69	17.3	0	23
1990	24	473	19.7	2	70
1991	3	35	11.7	0	16
Career	31	577	18.6	2	70

Career Bests — 7 catches for 193 yards (NU, 1990)




Jeff Wirth

45 — **JEFF WIRTH, FB, 6-0, 210, Jr., Rothschild, WI

1991 — key member on Wisconsin's special teams which led the league in punt and kickoff coverage ... 10 tackles on specialty units ... Badgers' Special Teams MVP against Eastern Michigan, Iowa and Purdue ... blocked a punt vs Indiana that traveled 34 yards before Korey Manley recovered in end zone ... Scout Team Player of the Week vs Minnesota ... **1990** — lettered as special teams performer ... six tackles ... **1989** — redshirted ... **High School** — offensive MVP at Everest ... all-conference mention in football and track ... coached by Wayne Steffenhagen ... **Personal** — born 3/11/71 ... zoology major.

Defense	Solo	Asst	Tot.	T/Loss	Int.
1990	2	4	6	0/0	0
1991	4	6	10	0/0	0
Career	6	10	16	0/0	0




Chad Yocum

55 — *CHAD YOCUM, OLB, 6-4, 240, So., Windsor, WI

1991 — part-time performer at OLB and on special teams ... forced fumbles vs Western Illinois and Eastern Michigan ... tied for second in the Big Ten with two fumbles caused ... four tackles at Purdue ... **High School** — first-team all-state at DeForest ... won team's Savage Award twice ... team MVP his last year ... listed on scout Tom Lemming's Top 100 all-Midwest team ... credited with 397 tackles his last two seasons ... caused seven fumbles, intercepted two passes and blocked two punts as senior ... high school coach was Terry Roelke ... **Personal** — born 12/28/72 ... enrolled in College of Letters and Sciences.

Defense	Solo	Asst	Tot.	T/Loss	FC
1991	6	7	13	0/0	2

Career Best — 4 tackles (PUR, 1991)



Vince Zullo

87 — *VINCE ZULLO, WR, 5-10, 185, So., Salem, WI

1991 — a 25-yard reception in win over Western Illinois was his lone catch ... **1990** — redshirted ... **High School** — all-conference pick at Westosha ... two-time team MVP and captain ... led team in interceptions and tackles three times ... coached by Bob Edgington ... **Personal** — born 2/18/72 ... twin brother Ron played on UW baseball team ... pre-pharmacy major.

Receiving	No	Yards	Avg.	TDs	Lg
1991	1	25	25.0	0	25

FRESHMEN PROFILES

Kerwin Badie — Back, 5-9, 160, Bellwood, IL (Proviso West)

Made *Super Prep* all-Midwest team at Proviso West ... rushed for more than 700 yards and nine TDs as senior ... averaged eight tackles per game ... won state track titles in 100 (twice) and 200 (once) as a prep ... had nation's top high school times in 100 (10.1) and 200 (20.83) in '92 ... competed in 1990 Junior Olympics in London and Madrid ... runs the 40 in 4.35 seconds ... coached by John Wilson.

Darrell Bevell — Biographical information on page 32.

Jevon Brunston — Back, 6-0, 165, Columbus, OH (Eastmoor)

Caught 21 passes for 498 yards (23.7 average) as senior at Eastmoor ... *Prep Football Report* all-Midwest team ... all-state and all-city ... played QB two years ... rushed 35 times for 298 yards (8.5 average) ... will play in Ohio all-star game ... 4.5 speed in 40 ... same high school as former Badger Marck Harrison ... 3.2 GPA ... National Honor Society ... coached by Marv Bohanan ... father was an assistant coach on team.

Cayetano Castro — Line, 6-7, 300, New York, NY (Kennedy)

All-city selection at Kennedy ... ranked 91st on *Prep Football Report* all-East squad ... graded out at 85 percent on OL ... nickname is Manny ... coached by Jerry Horowitz.

Azree Commander — Line, 6-3, 215, Chicago, IL (Lane Tech)

All-state at Lane Tech ... *Prep Football Report* all-Midwest team ... *Chicago Sun-Times* all-area team ... 90 tackles and eight sacks for team that had five shutouts in 1991 ... nationally ranked OLB by Tom Lemming ... runs the 40 in 4.6 ... coached by Sam Bronswick.

James Darby — Line, 6-5, 310, Streamwood, IL (HS)

All-American by *Parade*, *The Sporting News* and *Prep Football Report* at Streamwood ... *Super Prep* all-Midwest pick ... Midwest's 23rd-best prospect by Tom Lemming ... made *Detroit Free Press* all-Midwest team ... squad played just four games in 1991 because of teachers' strike ... graded out at 95 percent as senior ... bench pressed 390 pounds and squats 570 pounds ... 3.0 GPA ... coached by Dave Smiley.

Charles Davis — Back, 6-0, 230, Bronx, NY (Horace Mann)

Named to *Super Prep* all-Northeast squad at Horace Mann ... eighth-best FB prospect in nation by scout Tom Lemming ... rushed for 1,561 yards (7.9 average) and 14 TDs as senior ... gained 1,012 yards as junior ... bruising blocker ... runs the 40 in 4.7 seconds ... honor student ... coached by Bob Annunziata.

Pete Diatelevi — Back, 6-3, 220, Waterbury, CT (Holy Cross)

Two-time all-state (TE as junior and LB as senior) at Holy Cross ... *USA Today* honorable mention all-American ... league and city MVP ... all-conference twice as LB and P ... 75 solos and five interceptions in 1991 ... coached by Jerry Ciralegio.

Derek Engler — Line, 6-5, 280, St. Paul, MN (Cretin-Derham Hall)

Super Prep all-Midwest team at Cretin-Derham Hall ... made WCCO "Dream Team" ... two-time all-city ... three-year starter ... nine-time letterman ... honor roll four times ... 3.4 GPA ... coached by Rich Kallok and Mal Scanlan.

Kenny Gales — Back, 5-11, 170, Cambria Heights, NY (Nassau CC)

Second-team all-American by NJCAA at Nassau CC ... MVP of 1990 Dixie Bowl ... all-Coastal Conference twice ... 12 interceptions and five blocked kicks in career ... MVP, captain and all-Queens as senior at Bayside High School ... led prep team in interceptions ... same league as Badgers Yusef Burgess and Jamel Brown ... JC coach was John Anselmo ... high school coach was Tony Yacovone.

Mike Galletti — Line, 6-3, 260, Ottawa, IL (HS)

All-state by *Champaign News Gazette* at Ottawa ... *Prep Football Report* all-Midwest pick ... 49th-best guard prospect in the nation by scout Tom Lemming ... two-year captain and MVP as senior ... 72 tackles (12 for loss) and four fumble recoveries in 1991 ... three-year starter ... 3.4 GPA ... National Honor Society member ... coached by Tom Jobst.

Al Gay — Line, 6-4, 225, Elkhorn, WI (HS)

All-state by Associated Press at Elkhorn ... honorable mention all-American by *USA Today* ... *Prep Football Report* all-Midwest team ... all-league on offense and defense ... captain and MVP as senior ... 78 tackles and nine sacks as senior ... led team in tackles his last two years ... runs the 40 in 4.7 seconds ... coach by Paul Yanke.

John Hall — Kicker, 6-3, 175, Port Charlotte, FL (HS)

Second-team all-state at Port Charlotte ... made 19-27 FGs and 43-45 PATs in career ... 90.7 percent of his kickoffs were not returned ... averaged 40.4 yards per punt his last two years ... career-long 48-yard FG as junior ... leading receiver in county ... topped county in homers ... 3.1 GPA ... coached by Tom Mut.

Jeff Heckert — Line, 6-5, 225, Appleton, WI (Fox Valley Lutheran)

First-team all-state by WHSCA at Fox Valley Lutheran ... 91 career catches for 1,444 yards at SE ... 31 catches for 498 yards as senior ... selected to play in Shrine Bowl ... set school records for receptions (42) and yards (703) as junior when he was honorable mention all-state ... double-figure points and rebounds in basketball ... third in state high jump as sophomore ... coached by Gene Strusz.

Bryan Jurewicz — Line, 6-5, 240, Deerfield, IL (HS)

All-American by *Parade*, *The Sporting News* and *Prep Football Report* at Deerfield ... second-team *USA Today* all-American ... made *Super Prep* all-Midwest team ... all-area by *Sun-Times* ... 10th-best prospect in Midwest by *Detroit Free Press* and scout Tom Lemming ... all-state OT after starting season at TE ... 71 tackles in '91 ... honor student ... father played football at Wake Forest ... coached by Paul Adams.

Kevin Lyles — Back, 6-4, 220, Indianapolis, IN (Lawrence North)

All-American by *Prep Football Report* at Lawrence North ... *Super Prep* all-Midwest selection ... eighth-best combination (run/pass) QB in the nation by Tom Lemming ... completed 53 percent of his passes for 1,212 yards and 15 TDs as senior ... accounted for 25 scores (15 passing, 10 rushing) in 1991 ... hit 104 of 195 passes for 1,219 yards and 12 TDs as junior ... runs the 40 in 4.7 ... coached by Doug Resser.

FRESHMEN PROFILES, CONT.

Neil Miklusak — Line, 6-3, 230, Griffith, IN (HS)

All-state at Griffith ... 19 tackles for loss including 11 QB sacks for 10-2 team in 1991 ... started on offense and defense for three seasons ... team posted 29-5 mark in career ... 3.0 GPA ... coached by Les Thornton.

Mike Rader, Line, 6-5, 255, DePere, WI (Notre Dame)

All-state on offense (AP) and defense (WHSCA) at Notre Dame ... honorable mention all-American by *USA Today* ... *Super Prep* all-Midwest team ... *Green Bay Press-Gazette* Defensive Player of the Year ... 100 tackles, 13 sacks, four blocked kicks and four fumble recoveries as senior ... team's Most Valuable Lineman on both sides of the ball ... will play in 1992 Shrine Bowl ... National Honor Society member ... National Merit finalist (0.5 percent of high school students achieve this distinction) ... 3.9 GPA ... coached by John Nowak.

John Rohde — Line, 6-6, 315, Oswego, IL (Yorkville)

Made *Super Prep* all-Midwest team at Yorkville ... 39th-best tackle in the nation according to scout Tom Lemming ... made all-area teams by *Chicago Sun-Times* and *Tribune* (defense) and *Beacon News* (offense) ... 240 career tackles and five fumble recoveries ... career-best 123 tackles in 1991 ... squats 550 pounds and has a 29-inch vertical jump ... 3.0 GPA ... coached by Pat Arthurs.

Rod Spiller — Line, 6-4, 235, Hazelwood, MO (East)

Parade and *Prep Football Report* all-American at East ... 13th-best DL prospect in the nation by scout Tom Lemming ... *Super Prep* all-Midlands pick ... 44 solos, 11 sacks and two fumble recoveries as senior ... team was 33-2 and won one state title during his career ... same school as Badger RB Terrell Fletcher ... won school's award for hardest-working student ... coached by Rick Gorzynski.

Jamie Vanderveldt, Line, 6-5, 225, Waukesha, WI (Catholic Memorial)

All-American by *Prep Football Report*, *The Sporting News* and *USA Today* (honorable mention) at Catholic Memorial ... ranked ninth on *Detroit Free Press* and scout Tom Lemming's all-Midwest teams ... two-time all-state ... all-area on offense and defense ... 96 tackles (17 for loss) and eight passes deflected in 1991 ... played on two state championship teams ... selected for 1992 Shrine Bowl ... career totals: 343 tackles, 22 passes defended, seven fumbles recovered ... won state track titles in the shot put and discus (twice) ... state Junior Olympic swimming champ (10-and-under) ... member of national record-setting 200 medley relay ... sisters swam at Wisconsin ... coached by Bill Young.

Cyrril Weems — Back, 6-2, 195, Detroit, MI (Southeastern)


Passed for 1,345 yards and nine TDs as senior at Southeastern ... rushed for 372 yards ... second-team all-Detroit and honorable mention all-state ... ranked 25th on *Detroit Free Press* all-Midwest team ... 1,463 yards passing as junior ... all-city in track (440) ... runs the 40 in 4.55 ... National Honor Society member ... school's academic athlete of the year ... 3.5 GPA ... coached by Drake Wilkins.

Jerry Wunsch — Line, 6-6, 300, Wausau, WI (West)

Parade and *Prep Football Report* all-American at West ... Gatorade's Wisconsin Player of the Year ... *USA Today* honorable mention all-American ... 19th-best prospect in the Midwest by Tom Lemming ... will play in 1992 Shrine Game ... captain and MVP as senior ... team's Most Valuable Lineman twice in career ... averaged double-figure points and rebounds in basketball ... coach by Mike Dressler.

1992 OPPONENTS

Six bowl teams highlight the Badgers' 1992 schedule. After opening against defending national champion Washington, the Badgers clash with three '91 bowl participants — Bowling Green State, Ohio State and Iowa — before mid-October.



WASHINGTON HUSKIES

School facts

Location: Seattle, Wash.
Enrollment: 34,000
Nickname: Huskies
Colors: Purple & Gold
Conference: Pac-10
Stadium: Husky (72,500)

Coaches' information

Head Coach: Don James
At Wash.: 144-52-2 (17 years)
Career: 169-73-2 (21 years)
Coaches' Phone: (206) 543-2242

Sports information

SID: Jim Daves
Office: (206) 543-2230
Asst. SID: Cindy Fester
Asst. SID: Dan Lepse

Squad information

Offensive formation: One back
Defensive formation: 3-4
Lettermen returning/lost: 44/18
Starters returning/lost: 11/11

Series notes

Washington series scores on p. 116
Washington leads 3-0
At Madison: 0-1
At Seattle: 0-1
At Pasadena: 0-1
Alvarez vs Washington: 0-0
James vs Wisconsin: 0-0
Biggest UW win: none
Biggest Wash. win: 44-8 in 1959
Streak: Washington — 3

September 12, 1992
Seattle, Wash.
2:30 CT



1992 schedule

Sept. 5	at Arizona State
Sept. 12	Wisconsin
Sept. 26	Nebraska
Oct. 3	USC
Oct. 10	California
Oct. 17	at Oregon
Oct. 24	Pacific
Oct. 31	Stanford
Nov. 7	at Arizona
Nov. 14	Oregon State
Nov. 21	at Washington St.

1991 results (12-0)

at Stanford W	42-7
at Nebraska W	36-21
Kansas State W	56-3
Arizona W	54-0
Toledo W	48-0
at California W	24-17
Oregon W	29-7
Arizona State W	44-16
at USC W	14-3
at Oregon State W	58-6
Washington State W	56-21
*Michigan W	34-14
*Rose Bowl		

1992 Outlook

Coming off a perfect 12-0 season, which netted Washington the national championship according to UPI, Coach Don James is loaded to make another run for the top prize. The Huskies did lose DT Steve Etman, the nation's top lineman and a pair of solid LBs. Gone too are SE Mario Bailey, three offensive line starters and TE Aaron Pierce. Coach James, however, returns 44 lettermen from the Rose Bowl championship team. On offense, the Huskies can build around 325-pound tackle Lincoln Kennedy. QB Billy Joe Hobert passed for 2,271 yards and 22 TDs. The running game boasts Beno Bryant (943 yards) and Jay Barry (718 yards and 10 TDs). The top defenders include linebackers Dave Hoffman (71 tackles, 16 TFL) and Hillary Butler (41 tackles). DE Andy Mason is a big-play performer, witnessed by his 15.5 tackles for loss in '91. Both kickers return.

Wisconsin bests vs Washington

Rushing

Randy Marks (1968), 15-57
Bill Hobbs (1960), 7-32
Stu Voigt (1968), 14-33

Passing

Dale Hackbart (1960), 11-25-145
John Ryan (1968), 16-35-137
John Boyajian (1967), 10-16-112

Receiving

Tom McCauley (1967), 8-123
Mel Reddick (1968), 7-81
Al Schoonover (1960), 3-57

BOWLING GREEN STATE FALCONS

School facts

Location: Bowling Green, Ohio
Enrollment: 18,000
Nickname: Falcons
Colors: Burnt Orange & Seal Brown
Conference: Mid-American
Stadium: Perry (30,599)

Coaches' information

Head Coach: Gary Blackney
At BGSU: 11-1 (1 year)
Career: 11-1 (1 year)
Coaches' Phone: (419) 372-7083

Sports information

SID: Steve Barr
Office: (419) 372-7076
Home: (419) 352-0079
Asst. SID: Mark Kunstmann

Squad information

Offensive formation: Pro-I
Defensive formation: 3-4
Lettermen returning/lost: 22/17
Starters returning/lost: 11/11

Series notes

The teams have never met.

September 19, 1992
Madison, Wis.
1:05 CT



1992 schedule

Sept.	5	West. Michigan
Sept.	12	at Ohio State
Sept.	19	at Wisconsin
Sept.	26	East Carolina
Oct.	3	at Cent. Michigan
Oct.	10	Ohio
Oct.	17	at Toledo
Oct.	24	at Akron
Oct.	31	Miami, Ohio
Nov.	7	at Kent
Nov.	14	Ball State

1991 results (11-1)

East. Michigan W	17-6
at West Virginia L	17-24
Cincinnati W	20-16
at Navy W	22-19
Cent. Michigan W	17-10
at Ohio W	45-14
Toledo W	24-21
at West. Michigan	... W	23-10
at Miami, Ohio W	17-7
Kent W	35-7
at Ball State W	14-13
*Fresno State W	28-21
*California Raisin Bowl		

1992 Outlook

It will be a tough performance to repeat for second-year Bowling Green State Coach Gary Blackney. In his first college head coaching job, Blackney led the Falcons to an 11-1 record, including a win in the California Raisin Bowl. Eleven starters return, including QB Eric White, the MAC Player of the Year, and WR Mark Szlachcic, the MVP of the bowl game. With just two starters returning, Blackney is concerned about both lines. White, a 6-5 senior, passed for almost 2,500 yards last year. Szlachcic caught 76 of his throws for 1,129 yards. TE Brent Landman (35 catches) and TB LeRoy Smith (937 yards rushing) are other threats. BGSU was ninth nationally in scoring defense (13.3 points). The secondary is the strongest area on defense with the return of three starters. Safety Dave Bielinski made 96 tackles and intercepted four passes. Kevin O'Brien, a two-year starter, is a solid OLB. Punter Rob Donahue and kicker Brian Leaver both return. Besides Wisconsin, the Falcons also play Ohio State in the non-conference season.

NORTHERN ILLINOIS HUSKIES

School facts

Location: DeKalb, Ill.
Enrollment: 24,895
Nickname: Huskies
Colors: Cardinal & Black
Conference: independent
Stadium: Huskie (30,998)

Coaches' information

Head Coach: Charlie Sadler
At NIU: 2-9 (1 year)
Career: 2-9 (1 year)
Coaches' Phone: (815) 753-0790

Sports information

SID: Mike Korcek
Office: (815) 753-1706
Home: (815) 758-1238
Asst. SID: Steve Nemeth
Asst. SID: Kari Brackett

Squad information

Offensive formation: Multiple-I
Defensive formation: 5-2
Lettermen returning/lost: 42/15
Starters returning/lost: 17/5

Series notes

Northern Illinois series scores on p. 115
Wisconsin leads 7-1
At Madison: 7-1
At DeKalb: 0-0
Alvarez vs No. Illinois: 0-0
Sadler vs Wisconsin: 0-0
Biggest UW win: 31-0 in 1971
Biggest NIU win: 19-17 in 1988
Streak: Northern Illinois — 1

September 26, 1992
Madison, Wis.
1:05 CT



1992 schedule

Sept. 5	at Illinois
Sept. 12	Illinois State
Sept. 19	at Arkansas State
Sept. 26	at Wisconsin
Oct. 3	Middle Tenn. St.
Oct. 10	So. Mississippi
Oct. 24	Liberty
Oct. 31	at West. Michigan
Nov. 7	at SW Louisiana
Nov. 14	at Army
Nov. 21	Toledo

1991 results (2-9)

at Fresno State	L	7-55
Arkansas State	W	22-21
at Kansas State	L	17-34
at Iowa	L	7-58
Louisiana Tech	L	3-37
West. Michigan	L	10-22
at Florida	L	10-41
at Akron	L	7-17
SW Louisiana	L	12-13
Illinois State	W	27-24
at Toledo	L	21-42

1992 Outlook

The Huskies won only two of 11 games in Coach Charlie Sadler's first season. The Huskies were winless (0-6) on the road and were outscored 247-69 away from DeKalb. Sadler's offense this season is strongest in the line and at wide receiver. Three regulars from last season return on the line. The top nine receivers are back, led by Larry Wynn. The largest loss on offense is Adam Dach, who graduated with 3,438 career rushing yards. LeShon Johnson, a JC transfer, is the leading candidate at RB. Sadler must choose a quarterback between three candidates. NIU is undersized on the defensive line. Rob Wagner (76 tackles and five career blocked kicks) is the best. LB Gerald Nickelberry, a sophomore all-American, is the best bet to step in for Steve Henriksen (191 stops). FS Jeff Taylor (103 tackles and seven PBU) keys the secondary. There are no kickers on the roster with college game experience.

Wisconsin bests vs No. Illinois

Rushing

Rufus Ferguson (1972), 17-165
Gary Ellerson (1983), 19-164
Marvin Artley (1988), 25-136

Passing

Tony Lowery (1988), 23-33-230
Mike Howard (1986), 11-17-191
Mike Howard (1984), 13-25-162

Receiving

Reggie Tompkins (1986), 3-97
Clarence Novak (1972), 2-82
Al Toon (1984), 4-80

OHIO STATE BUCKEYES

School facts

Location: Columbus, Ohio
Enrollment: 54,000
Nickname: Buckeyes
Colors: Scarlet & Gray
Conference: Big Ten
Stadium: Ohio (91,470)

Coaches' information

Head Coach: John Cooper
At OSU: 27-18-2 (4 years)
Career: 109-58-4 (15 years)
Coaches' Phone: (614) 292-7620

Sports information

SID: Steve Snapp
Office: (614) 292-6861
Home: (614) 538-1817
Asst. SID: Bob Goldring
Asst. SID: Liz Cook

Squad information

Offensive formation: Multiple
Defensive formation: 5-2
Lettermen returning/lost: N/A
Starters returning/lost: 12/10

Series notes

Ohio State series scores on p. 116
Ohio State leads 45-12-4
At Madison: 8-21-1
At Columbus: 4-24-3
Alvarez vs Ohio State: 0-2
Cooper vs Wisconsin: 4-0
Biggest UW win: 21-0 in 1915
Biggest OSU win: 59-0 in 1979
Streak: Ohio State — 4

October 3, 1992
Madison, Wis.
1:05 CT



1992 schedule

Sept.	5	Louisville
Sept.	12	Bowling Green
Sept.	19	at Syracuse
Oct.	3	at Wisconsin
Oct.	10	Illinois
Oct.	17	Northwestern
Oct.	24	at Michigan State
Oct.	31	at Iowa
Nov.	7	Minnesota
Nov.	14	at Indiana
Nov.	21	Michigan

1991 results (8-4)

Arizona	W	38-14
Louisville	W	23-15
Washington State	W	33-19
Wisconsin	W	31-16
at Illinois	L	7-10
Northwestern (n)	W	34-3
Michigan State	W	27-17
Iowa	L	9-16
at Minnesota	W	35-6
Indiana	W	20-16
at Michigan	L	3-31
*Syracuse	L	17-24

**Hall of Fame Bowl*

1992 Outlook

Ohio State made its third straight bowl appearance last year, and Coach John Cooper expects similar results this fall. OSU must choose between Kirk Herbstreit (485 yards) and freshman Bob Hoying as its starting QB. The Buckeyes are loaded at tailback with Robert Smith (1990 Big Ten Freshman of the Year), Dante Lee and Butler By'not'e (648 yards). Cooper likes his line, led by huge Alan Kline (295 pounds) and Jason Winrow (300). Joey Galloway (18.2 avg.) is a fleet wide receiver. Last year's defensive concern — the secondary — is considered a strength this season. Safety Roger Harper is an honors candidate. All-American linebacker Steve Tovar and Jason Simmons (school record for sacks in '91) are game breakers. Identifying some defensive linemen is a key. Tim Williams is a steady placekicker.

Wisconsin bests vs Ohio State

Rushing

Marck Harrison (1984), 31-203
Rufus Ferguson (1971), 23-136
Larry Emery (1986), 25-120

Passing

Randy Wright (1983), 23-39-319
John Boyajian (1967), 19-36-252
Rudy Steiner (1972), 16-27-252

Receiving

Thad McFadden (1983), 3-108
Jack Novak (1972), 6-103
Mel Reddick (1967), 8-93

IOWA HAWKEYES

School facts

Location: Iowa City, Iowa
Enrollment: 28,000
Nickname: Hawkeyes
Colors: Black & Gold
Conference: Big Ten
Stadium: Kinnick (70,397)

Coaches' information

Head Coach: Hayden Fry
At Iowa: 100-51-5 (13 years)
Career: 189-140-9 (30 years)
Coaches' Phone: (319) 335-8945

Sports information

SID: George Wine
Office: (319) 335-9411
Home: (319) 644-2781
Assoc. SID: Phil Haddy
Asst. SID: Steve Roe

Squad information

Offensive formation: Multiple
Defensive formation: 5-2
Lettermen returning/lost: 36/21
Starters returning/lost: 12/10

Series notes

Iowa series scores on p. 114
Wisconsin leads 34-33-2
At Madison: 22-14-1
At Iowa City: 12-19-1
Alvarez vs Iowa: 0-2
Fry vs Wisconsin: 12-0-1
Biggest UW win: 44-0 in 1894
Biggest Iowa win: 41-0 in 1968
Streak: Iowa — 7

October 10, 1992
Iowa City, Iowa
1:05 CT



1992 schedule

Aug.	29	North Carolina St.
Sept.	5	Miami, Fla.
Sept.	12	Iowa State
Sept.	26	at Colorado
Oct.	3	at Michigan
Oct.	10	Wisconsin
Oct.	17	at Illinois
Oct.	24	Purdue
Oct.	31	Ohio State
Nov.	7	at Indiana
Nov.	14	Northwestern
Nov.	21	at Minnesota

1991 results (10-1-1)

Hawaii	W	53-10
at Iowa State	W	29-10
Northern Illinois	W	58-7
Michigan	L	24-43
at Wisconsin	W	10-6
Illinois	W	24-21
at Purdue	W	31-21
at Ohio State	W	16-9
Indiana	W	38-21
at Northwestern	W	24-10
Minnesota	W	23-8
*Brigham Young	T	13-13
*Holiday Bowl		

1992 Outlook

Coach Hayden Fry will have his work cut out for him in trying to match last year's 10-1-1 mark, which tied a school record for wins. The Holiday Bowl appearance vs. BYU was the school's 10th bowl game since 1982. Replacements must be found for all-Big Ten quarterback Matt Rodgers, 1,000-yard rusher Mike Saunders and all-America defensive end Leroy Smith. Jim Hartlieb (2-0 as a starter) is the favorite at QB. Center Mike Devlin anchors a strong line. WR Danan Hughes led the Big Ten in yards per catch (17.6) and TE Alan Cross (33-515) was second team all-conference. The defense, which lost six starters, will build around all-league tackle Mike Wells. Fry's biggest problem in '91 — the kicking game — still needs attention. Iowa plays its toughest non-conference schedule (North Carolina State, Miami, Iowa State and Colorado) in years.

Wisconsin bests vs Iowa

Rushing

Billy Marek (1974), 34-206
Billy Marek (1973), 30-203
John Smith (1967), 21-157

Passing

Randy Wright (1983), 25-54-325
Randy Wright (1982), 21-40-278
Mike Kalasmiki (1978), 20-30-249

Receiving

Dave Howard (1955), 6-147
Al Toon (1983), 6-136
David Charles (1978), 9-134

PURDUE BOILERMAKERS

School facts

Location: West Lafayette, Ind.
Enrollment: 36,163
Nickname: Boilermakers
Colors: Old Gold & Black
Conference: Big Ten
Stadium: Ross-Ade (67,861)

Coaches' information

Head Coach: Jim Colletto
At Purdue: 4-7 (1 year)
Career: 21-45-1 (6 years)
Coaches' Phone: (317) 494-3220

Sports information

SID: Mark Adams
Office: (317) 494-3200
Home: (317) 463-0102
Publications: Steve Allen
Asst. SID: Tom Schott


Squad information

Offensive formation: I
Defensive formation: 5-2
Lettermen returning/lost: 43/19
Starters returning/lost: 15/7

Series notes

Purdue series scores on p. 116
Wisconsin leads 31-25-7
At Madison: 18-10-4
At West Lafayette: 13-15-3
Alvarez vs Purdue: 0-2
Colletto vs Wisconsin: 1-0
Biggest UW win: 41-0 in 1912
Biggest Purdue win: 45-7 in 1965
Streak: Purdue — 3

October 17, 1992
Madison, Wis.
1:05 CT



1992 schedule

Sept. 12	California
Sept. 19	Toledo
Sept. 26	at Notre Dame
Oct. 3	Northwestern
Oct. 10	Minnesota
Oct. 17	at Wisconsin
Oct. 24	at Iowa
Oct. 31	Michigan
Nov. 7	at Illinois
Nov. 14	at Michigan State
Nov. 21	Indiana

1991 results (4-7)

Eastern Michigan	W	49-3
at California	L	18-42
Notre Dame	L	20-45
at Northwestern	W	17-14
at Minnesota	L	3-6
Wisconsin	W	28-7
Iowa	L	21-31
at Michigan	L	0-42
Illinois	L	14-41
Michigan State	W	27-17
at Indiana	L	22-24

1992 Outlook

Purdue Coach Jim Colletto won twice as many games (four) in 1991 as in the year preceding his arrival. Colletto senses continued improvement because his entire backfield on offense and all-America candidate defenders Jeff Zgonina and Jimmy Young are back. Senior Eric Hunter and sophomore Matt Pike shared QB duties a year ago. Hunter is PU's fifth all-time passer. Purdue is loaded at running back with Jeff Hill (678 yards), Corey Rogers (502) and Arlee Conners (325). Ernest Calloway (19.8 avg.) is an all-star receiver. Only two linemen return. Besides Zgonina (76 tackles) and Young (six interceptions), Colletto welcomes back leading tackler Eric Beatty (101 stops). DE Don Delvy, DT Eric Gray and DBs Pat Johnson and Tank Adams all started last year. Eric Bruun, the NCAA's fifth-ranked punter, is gone.

Wisconsin bests vs Purdue

Rushing

Marck Harrison (1984), 38-225
Pat Harder (1941), 30-178
Billy Marek (1975), 25-152

Passing

Randy Wright (1983), 16-33-317
Randy Wright (1982), 20-30-303
Mike Howard (1984), 20-30-290

Receiving

Al Toon (1983), 8-252
Al Toon (1984), 7-118
Pat Richter (1960), 7-110

INDIANA HOOSIERS

School facts

Location: Bloomington, Ind.
Enrollment: 35,400
Nickname: Hoosiers
Colors: Cream & Crimson
Conference: Big Ten
Stadium: Memorial (52,354)

Coaches' information

Head Coach: Bill Mallory
At Indiana: 44-46-3 (8 years)
Career: 143-98-4 (22 years)
Coaches' Phone: (812) 855-9619

Sports information

SID: Kit Klingelhoffer
Office: (812) 855-2421
Home: (812) 332-4990
Asst. SID: Gregg Elkin
Asst. SID: Vickie Hasselfeldt

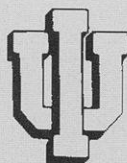
Squad information

Offensive formation: Multiple
Defensive formation: 4-3
Lettermen returning/lost: 39/25
Starters returning/lost: 12/10

Series notes

Indiana series scores on p. 114
Wisconsin leads 25-15-2
At Madison: 15-6-1
At Bloomington: 10-8-1
At Indianapolis: 0-1
Alvarez vs Indiana: 0-2
Mallory vs Wisconsin: 3-5
Biggest UW win: 52-0 in 1923
Biggest Ind. win: 34-0 in 1943
Streak: Indiana — 4

October 24, 1992
Bloomington, Ind.
1:00 CT



1992 schedule

Sept. 12	Miami, Ohio
Sept. 19	at Kentucky
Sept. 26	Missouri
Oct. 3	at Michigan State
Oct. 10	at Northwestern
Oct. 17	Michigan
Oct. 24	Wisconsin
Oct. 31	at Minnesota
Nov. 7	Iowa
Nov. 14	Ohio State
Nov. 21	at Purdue

1991 results (7-4-1)

at Notre Dame	L	27-49
Kentucky	W	13-10
at Missouri	T	27-27
Michigan State	W	31-0
Northwestern	W	44-6
at Michigan	L	16-24
at Wisconsin	W	28-20
Minnesota	W	34-8
at Iowa	L	21-38
at Ohio State	L	16-20
Purdue	W	24-22
*Baylor	W	24-0
*Copper Bowl		

1992 Outlook

Indiana, which has been to five bowl games in the last six seasons, must rebuild its offense in '91. The Hoosiers lost all-America tailback Vaughn Dunbar (1,805 yards). Coach Bill Mallory has had a 1,000-yard rusher five straight seasons. The top candidate to replace Dunbar is sophomore Brett Law. QB Trent Green passed for 2,627 yards and was a threat on the ground (202 yards) too. Both tackles graduated, but three other line starters return. Seven starters return on defense, but the losses at LB — Mark Hagen (109 tackles) and Paul Williams (103) — are large. Mallory expects his line and secondary to be better than a year ago. End Charles Beauchamp, second team all-Big Ten, is the best player up front. Three defensive backs return to the starting lineup. Kicker Scott Bonnell, the third-leading scorer in IU history, is a plus.

Wisconsin bests vs Indiana

Rushing

Larry Emery (1985), 28-188
Billy Marek (1975), 31-182
Alan Ameche (1952), 20-162

Passing

Neil Graff (1969), 13-20-229
Randy Wright (1983), 12-19-199
Thomas Jones (1984), 11-18-175

Receiving

Albert Hannah (1971), 6-116
Tim Stracka (1982), 6-105
Tim Stracka (1979), 6-74

ILLINOIS FIGHTING ILLINI

School facts

Location: Urbana-Champaign, Ill.
Enrollment: 34,401
Nickname: Fighting Illini
Colors: Blue & Orange
Conference: Big Ten
Stadium: Memorial (69,200)

Coaches' information

Head Coach: Lou Tepper
At Illinois: 0-1 (1st full year)
Career: 0-1 (1st full year)
Coaches' Phone: (217) 333-1400

Sports information

SID: Mike Pearson
Office: (217) 333-1391
Home: (217) 344-5355
Asst. SID: Dick Barnes
Asst. SID: Kent Brown


Squad information

Offensive formation: Pro Multiple
Def. formation: Multiple Reduction
Lettermen returning/lost: 32/20
Starters returning/lost: 11/11

Series notes

Illinois series scores on p. 114
Illinois leads 32-24-6
At Madison: 14-14-3
At Champaign: 9-18-3
At Milwaukee: 1-0
Alvarez vs Illinois: 0-2
Tepper vs Wisconsin: 0-0
Biggest UW win: 55-7 in 1961
Biggest Ill. win: 51-0 in 1965
Streak: Illinois — 5

October 31, 1992
Madison, Wis.
1:05 CT



1992 schedule

Sept.	5	Northern Illinois
Sept.	12	Missouri
Sept.	19	at Houston
Oct.	3	at Minnesota
Oct.	10	at Ohio State
Oct.	17	Iowa
Oct.	24	Northwestern
Oct.	31	at Wisconsin
Nov.	7	Purdue
Nov.	14	at Michigan
Nov.	21	Michigan State

1991 results (6-6)

East Carolina W	38-31
at Missouri L	19-23
Houston W	51-10
Minnesota W	24-3
Ohio State W	10-7
at Iowa L	21-24
at Northwestern L	11-17
Wisconsin W	22-6
at Purdue W	41-14
Michigan L	0-20
at Michigan State L	24-27
*UCLA L	3-6

**John Hancock Bowl*

1992 Outlook

First-year Illinois Coach Lou Tepper enters 1992 with several holes to fill and with his team strength at quarterback. Senior Jason Verduzco returns to call signals on offense. He led the Big Ten with 3,014 yards passing last season and has a chance to become the Illini's all-time leader. Illinois must replace its rushing and receiving leader (Kamen Bell) from a year ago. The offensive line has three starters back, including honors candidate Brad Hopkins at tackle. Tepper, the former defensive coordinator, is building that unit around a strong linebacking group. ILB Dana Howard led the team with 147 tackles as a freshman. In the secondary, both cornerbacks return but both safeties left for the pro ranks. Illinois lost its entire front wall on defense, so newcomers will need to emerge. Punter Forry Wells and kicker Chris Richardson (13-18 FGs) are steady specialists.

Wisconsin bests vs Illinois

Rushing

Billy Marek (1975), 39-189
Alan Ameche (1953), 17-145
Larry Emery (1986), 27-122

Passing

Mike Howard (1984), 16-28-248
Bud Keyes (1985), 15-40-225
Randy Wright (1983), 15-34-218

Receiving

Pat Richter (1961), 9-170
Tim Fullington (1985), 6-135
Larry Mialik (1970), 4-130

MICHIGAN STATE SPARTANS

School facts

Location: East Lansing, Mich.
Enrollment: 42,088
Nickname: Spartans
Colors: Green & White
Conference: Big Ten
Stadium: Spartan (76,000)

Coaches' information

Head Coach: George Perles
At MSU: 57-44-4 (9 years)
Career: 57-44-4 (9 years)
Coaches' Phone: (517) 355-1647

Sports information

SID: Ken Hoffman
Office: (517) 355-2271
Asst. SID: John Farina
Asst. SID: Lori Schulze

Squad information

Offensive formation: I
Defensive formation: Stunt 4-3
Lettermen returning/lost: 45/13
Starters returning/lost: 15/7

Series notes

Michigan State series scores on p. 115
Michigan State leads 22-12
At Madison: 8-12
At East Lansing: 4-10
Alvarez vs Michigan State: 0-2
Perles vs Wisconsin: 7-2
Biggest UW win: 32-0 in 1983
Biggest MSU win: 55-2 in 1978
Streak: Michigan State — 7

November 7, 1992
East Lansing, Mich.
12:05 CT



1992 schedule

Sept. 12	Central Michigan
Sept. 19	Notre Dame
Sept. 26	at Boston College
Oct. 3	Indiana
Oct. 10	at Michigan
Oct. 17	at Minnesota
Oct. 24	Ohio State
Oct. 31	at Northwestern
Nov. 7	Wisconsin
Nov. 14	Purdue
Nov. 21	at Illinois

1991 results (3-8)

Central Michigan	L	3-20
at Notre Dame	L	10-49
Rutgers	L	7-14
at Indiana	L	0-31
Michigan	L	28-45
Minnesota	W	20-12
at Ohio State	L	17-27
Northwestern	L	13-16
at Wisconsin	W	20-7
at Purdue	L	17-27
Illinois	W	27-24

1992 Outlook

Michigan State finished 3-8 a year ago, the lowest win total in Coach George Perles' nine-year tenure in East Lansing. The Spartans surrendered 200 yards rushing and 380 total yards per game in 1991. Seven regular starters plus two injured seniors — CB Todd Murray and DT Willie Hill — give hope to the defense. Murray and Hill missed last year with knee injuries. All-star LB Chuck Bullough needs to be replaced. The secondary returns three starters led by SS Myron Bell (73 tackles). T John MacNeill had 83 tackles including 11 for loss last year. The offensive line has four starters back including guard Toby Heaton. Incumbent QB Jim Miller is being pushed by Bret Johnson and Mill Coleman. Tico Duckett, a 3,000-yard career rusher, is the feature back on offense. The Spartans must replace all-Big Ten punter Josh Butland.

Wisconsin bests vs Michigan State

Rushing

Dave Mohapp (1980), 19-138
John Williams (1981), 18-132
Chucky Davis (1982), 14-128

Passing

Randy Wright (1983), 21-35-259
Mike Kalasmiki (1978), 21-45-240
Sean Wilson (1989), 18-27-202

Receiving

Al Toon (1983), 10-149
Ira Matthews (1978), 9-77
Kerry Miller (1989), 7-67

MINNESOTA GOLDEN GOPHERS

School facts

Location: Minneapolis, Minn.
Enrollment: 42,000
Nickname: Golden Gophers
Colors: Maroon & Gold
Conference: Big Ten
Stadium: Metrodome (63,669)

Coaches' information

Head Coach: Jim Wacker
At Minnesota: first year
Career: 40-58-2 (9 years)
Coaches' Phone: (612) 624-6004

Sports information

SID: Bob Peterson
Office: (612) 625-4090
Home: (612) 644-2658
Asst. SID: Carlos McGee

Squad information

Offensive formation: I-back
Defensive formation: 4-3
Lettermen returning/lost: 36/22
Starters returning/lost: 10/12

Series notes

Minnesota series scores on p. 115
Minnesota leads 55-38-8
At Madison: 23-21-6
At Minneapolis: 15-34-2
Alvarez vs Minnesota: 1-1
Wacker vs Wisconsin: 0-0
Biggest UW win: 39-0 in 1897;
56-17 in 1983
Biggest Minnesota win: 63-0 in 1890
Streak: Wisconsin — 1

November 14, 1992
Madison, Wis.
1:05 CT



1992 schedule

Sept. 12	San Jose State
Sept. 19	Colorado
Sept. 26	at Pittsburgh
Oct. 3	Illinois
Oct. 10	at Purdue
Oct. 17	Michigan State
Oct. 24	at Michigan
Oct. 31	Indiana
Nov. 7	at Ohio State
Nov. 14	at Wisconsin
Nov. 21	Iowa

1991 results (2-9)

San Jose State W	26-20
at Colorado L	0-58
Pittsburgh L	13-14
at Illinois L	3-24
Purdue W	6-3
at Michigan State L	12-20
Michigan L	6-52
at Indiana L	8-34
Ohio State L	6-35
Wisconsin L	16-19
at Iowa L	8-23

1992 Outlook

First-year head Coach Jim Wacker inherits a club that posted a 2-9 overall record and had the Big Ten's 10th-rated defense and lowest-scoring offense. Eight letterwinners on the line highlight the offense. Second-team all-league pick Ted Harrison is the best. QB Marquel Fleetwood completed 58.7 percent of his passes. Mark Smith (700 yards rushing as a freshman) is back after a knee injury. Antonio Carter, who had two 100-yard rushing games, added 682 total yards. Three linebackers — Andre Davis, William Collins and Russ Heath — have starting experience in the Gophers' best position on defense. Dennis Cappella is the top tackle prospect, while Drinon Mays (76 tackles) and Derek Fisher (75) lead the secondary. All of the kicking specialists return. Minnesota must improve on its turnover margin, which ranked last in the Big Ten.

Wisconsin bests vs Minnesota

Rushing

Billy Marek (1974), 43-304
Rufus Ferguson (1971), 29-211
Alan Ameche (1951), 28-182

Passing

Ron Miller (1961), 19-37-297
John Boyajian (1967), 23-37-290
Mike Kalasmiki (1979), 13-26-252

Receiving

Pat Richter (1961), 6-142
Tom Stauss (1979), 8-135
Tom McCauley (1967), 9-132

NORTHWESTERN WILDCATS

School facts

Location: Evanston, Ill.
Enrollment: 7,400
Nickname: Wildcats
Colors: Purple & White
Conference: Big Ten
Stadium: Dyche (49,256)

Coaches' information

Head Coach: Gary Barnett
At NU: 0-0 (1st year)
Career: 0-0 (1st year)
Coaches' Phone: (708) 491-7274

Sports information

SID: Tim Clodjeaux
Office: (708) 491-7503
Home: (708) 524-4573
Asst. SID: B.J. Sohn
Asst. SID: Wendy Strode

Squad information

Offensive formation: Multiple
Defensive formation: 3-4
Lettermen returning/lost: 48/19
Starters returning/lost: 10/12

Series notes

Northwestern series scores on p. 115-16
Wisconsin leads 48-26-5
At Madison: 20-12-2
At Evanston: 25-13-1
At Milwaukee: 3-1-1
at Chicago: 0-0-1
Alvarez vs Northwestern: 1-1
Barnett vs Wisconsin: 0-0
Biggest UW win: 56-0 in 1912
Biggest NU win: 41-0 in 1943
Streak: Wisconsin — 1

November 21, 1992
Evanston, Ill.
1:00 CT



1992 schedule

Sept. 5	Notre Dame
Sept. 12	at Boston College
Sept. 19	at Stanford
Oct. 3	at Purdue
Oct. 10	Indiana
Oct. 17	at Ohio State
Oct. 24	at Illinois
Oct. 31	Michigan State
Nov. 7	Michigan
Nov. 14	at Iowa
Nov. 21	Wisconsin

1991 results (3-8)

Rice	L	7-36
at Rutgers	L	18-22
Wake Forest	W	41-14
Purdue	L	14-17
at Indiana	L	6-44
Ohio State	L	3-34
Illinois	W	17-11
at Michigan State	W	16-13
at Michigan	L	14-59
Iowa	L	10-24
at Wisconsin	L	14-32

1992 Outlook

Northwestern Coach Gary Barnett enters his first season with a cast that includes 10 returning starters from a 3-8 squad. The Wildcats had two last-minute losses in 1991, and Barnett hopes his direction will help Northwestern start gaining those victories. The lead option on offense will be QB Len Williams. He set a school record for pass efficiency and rushed for 207 yards in his second season as a starter. TE David Cross is a two-year starter and SE Lee Gissendanner is a fine wideout. Pat Norton is the lone returnee on the line. Six starters return on a defense that made great strides in 1991. Frank Boudreaux and John Hellebusch are veterans up front. OLB Jason Cunningham led the team in TFL. Steve Ostrowski is the top returning tackler. CB Willie Lindsey was sixth nationally in interceptions and his running mate Anthony Purkett also returns. The Wildcats open vs. Notre Dame in Chicago and play five of the next six on the road.

Wisconsin bests vs Northwestern

Rushing

Billy Marek (1974), 29-230
Billy Marek (1975), 36-198
Rufus Ferguson (1972), 34-197

Passing

Tony Lowery (1990), 21-31-355
Mike Kalasmiki (1979), 17-23-265
Gregg Bohlig (1973), 13-16-253

Receiving

Tim Ware (1990), 7-193
Jimmy Jones (1964), 11-167
Pat Richter (1961), 7-156

REVIEW OF 1991


Barry Alvarez' second season in Madison will be remembered for many things: five victories, an all-America defensive back, a near-sellout in Camp Randall Stadium, taking possession of the Paul Bunyan Axe and creating renewed enthusiasm in Badger football.



1991 TEAM STATISTICS



Terrell Fletcher was the first rookie to lead the Badgers in rushing since 1951.



Jeff Messenger intercepted two passes vs. Northwestern.

1991 Results (5-6 overall, 2-6 Big Ten)

Date	Opponent	Result	Attend.
Sept. 14	WESTERN ILLINOIS	W 31-13	42,861
Sept. 21	IOWA STATE	W 7-6	50,710
Sept. 28	EASTERN MICHIGAN	W 21-6	45,365
Oct. 5	at Ohio State	L 16-31	94,221
Oct. 12	IOWA	L 6-10	75,053
Oct. 19	at Purdue	L 7-28	42,944
Oct. 26	INDIANA	L 20-28	54,052
Nov. 2	at Illinois	L 6-22	61,493
Nov. 9	MICHIGAN STATE	L 7-20	41,074
Nov. 16	at Minnesota	W 19-16	36,133
Nov. 23	NORTHWESTERN	W 32-14	38,620

Team Statistics

Category	Wisconsin	Opponent
First Downs	144	214
by Rushing	62	120
by Passing	73	75
Other	9	19
Total Net Yards	2,654	3,494
Total Plays	668	787
Avg. per Play	4.0	4.4
Avg. per Game	241	317
Net Rushing Yards	1,042	2,024
Total Attempts	381	529
Avg. per Play	2.7	3.8
Avg. per Game	94.7	184.0
Net Passing Yards	1,612	1,470
Att/Comp/Int	287/146/13	258/132/15
Avg. per Attempt	5.6	5.7
Avg. per Completion	11.0	11.1
Avg. per Game	146.5	133.6
Punts/Avg/Blk	67/34.8/1	60/37.8/1
Net Punting	34.2	30.9
Punt Returns/Yards/Avg	35/414/11.8	20/42/2.1
Kick. Returns/Yards/Avg	33/724/21.9	35/548/15.7
Interception Returns/Yards	15/291	13/66
Fumbles/Lost	24/9	24/15
Penalties/Yards	67/559	57/497
3rd Down Conversions	54/151 (35.8)	62/158 (39.2)
Time of Possession	290:56	369:04

Score by Quarters	1	2	3	4	Tot.	Avg.
Wisconsin	32	47	38	55	172	15.6
Opponents	24	56	44	70	194	17.6

1991 GAME STATISTICS

Team	Score	First Downs	Rushing Att-Yds	Passes	Pass. Yards	Tot. Off.	Fum.	Pen.
@Wisconsin	31	21	51-181	12-23-0	134	315	3-1	9-79
Western Illinois	13	12	32-94	7-19-1	73	167	2-1	5-55
@Wisconsin	7	18	42-114	15-28-2	164	278	1-1	3-40
Iowa State	6	19	41-164	11-24-2	165	329	0-0	4-48
@Wisconsin	21	17	44-92	19-32-3	269	361	1-0	8-72
Eastern Michigan	6	11	36-102	10-23-1	106	208	3-2	6-37
Wisconsin	16	11	18-28	14-32-0	200	228	1-0	4-31
@Ohio State	31	24	57-221	11-17-1	166	387	2-2	9-71
@Wisconsin	6	4	23-36	7-20-1	46	82	1-1	4-35
Iowa	10	24	49-177	23-39-4	180	357	1-1	6-42
Wisconsin	7	11	24-77	19-34-2	136	213	0-0	7-50
@Purdue	28	22	55-200	9-19-1	129	329	3-2	5-40
@Wisconsin	20	10	29-116	15-34-0	127	243	1-0	3-30
Indiana	28	23	57-262	15-25-1	167	429	3-2	5-47
Wisconsin	6	10	33-5	12-20-0	119	124	6-2	11-89
@Illinois	22	19	45-144	14-29-0	149	293	4-2	3-31
@Wisconsin	7	12	30-78	13-27-3	145	223	4-2	7-52
Michigan State	20	21	60-292	8-18-0	88	380	2-1	4-45
Wisconsin	19	10	35-115	10-16-1	93	208	1-0	5-35
@Minnesota	16	29	51-210	17-27-2	213	423	1-1	5-34
@Wisconsin	32	20	52-210	10-21-1	179	389	5-2	6-46
Northwestern	14	10	45-124	8-19-2	68	192	3-1	5-47

1991 Individual Bests

Rush. Attempts: 19, Terrell Fletcher vs. North.
Yards: 112, Terrell Fletcher vs. N'western
Pass Attempts: 34, Jay Macias vs. Indiana
Completions: 15, on three occasions
Yards: 224, Tony Lowery vs. E. Michigan
Receptions: 5, on two occasions
Yards: 109, Lee DeRamus vs. Eastern Michigan
PR Yards: 146, Troy Vincent vs. W. Illinois
KOR Yards: 95, Troy Vincent vs. W. Illinois
Tackles: 22, Gary Casper vs. Indiana

1991 Long Plays

Rush: 55, Brent Moss vs. Indiana
*Pass: 89, Tony Lowery vs. E. Michigan
*Reception: 89, Lee DeRamus vs. E. Michigan
Field goal: 42, Rich Thompson vs. Minnesota
Punt: 55, Sam Veit vs. Purdue
Interception return: 65, Troy Vincent vs. Iowa
*Punt return: 90, Troy Vincent vs. W. Illinois
Kickoff return: 53, Troy Vincent vs. W. Illinois

* --longest plays in UW history

1991 PLAYER STATISTICS

<i>Rushing</i>	<i>Att</i>	<i>Gain</i>	<i>Loss</i>	<i>Net</i>	<i>Avg.</i>	<i>TD</i>	<i>Lg</i>
T. Fletcher	109	472	26	446	4.1	4	29
Montgomery	64	237	7	230	3.6	1	12
Moss	61	244	25	219	3.6	1	55
Burns	37	166	4	162	4.4	1	20
Shelton	18	48	5	43	2.4	0	10
London	3	45	10	35	11.7	0	32
Ware	1	23	0	23	23.0	0	23
Williams	2	10	0	10	5.0	0	5
Lee	1	4	0	4	4.0	0	4
Belin	1	3	0	3	3.0	0	3
Simala	3	5	6	-1	-0.3	0	3
Knapp	1	0	9	-9	-9.0	0	-9
Lowery	53	136	159	-23	-0.4	2	19
Macias	25	21	81	-60	-2.4	0	5
Team	2	0	40	-40	-20.0	0	—
Wisconsin	381	1414	372	1042	2.7	9	55
Opponents	529	2311	287	2024	3.8	10	45

<i>Passing</i>	<i>Att</i>	<i>Comp</i>	<i>Pct.</i>	<i>Yards</i>	<i>Int</i>	<i>TD</i>	<i>Lg</i>
Lowery	158	87	55.1	965	7	6	89
Macias	117	54	46.2	585	4	3	55
Simala	12	5	41.7	62	2	0	14
Wisconsin	287	146	50.9	1612	13	9	89
Opponents	258	132	51.2	1470	15	10	49

Efficiency rating — Lowery 110.0, Macias 89.8, Simala 51.7

<i>Receiving</i>	<i>No</i>	<i>Yards</i>	<i>Avg.</i>	<i>TD</i>	<i>Lg</i>
DeRamus	23	374	16.3	3	89
A. Brown	27	333	12.3	2	39
Roan	19	231	12.2	2	55
T. Fletcher	17	125	7.4	1	23
Browne	8	102	12.8	0	28
Czech	7	91	13.0	0	29
Shelton	9	87	9.7	0	21
London	7	63	9.0	0	17
Burns	12	59	4.9	1	24
Ware	3	35	11.7	0	16
Bourne	2	26	13.0	0	21
Zullo	1	25	25.0	0	25
Moss	5	24	4.8	0	12
Montgomery	5	23	4.6	0	8
Spaeth	1	14	14.0	0	14
Wisconsin	146	1612	11.0	9	89
Opponents	132	1470	11.1	10	49

<i>Punting</i>	<i>No</i>	<i>Yards</i>	<i>Avg.</i>	<i>Blk</i>	<i>Lg</i>
Veit	65	2334	35.9	0	55
R. Thompson	1	-2	-2.0	0	-2
Team	1	0	0	1	0
Wisconsin	67	2332	34.8	1	55
Opponents	60	2265	37.8	1	52

<i>Field Goals</i>	<i>FG</i>	<i>FGA</i>	<i>Pct.</i>	<i>Blk</i>	<i>Lg</i>
R. Thompson	5	10	50.0	0	42
Krueger	1	4	25.0	0	30
Wisconsin	6	14	42.9	0	42
Opponents	11	17	64.7	0	42

<i>Punt Returns</i>	<i>No</i>	<i>Yards</i>	<i>Avg.</i>	<i>TD</i>	<i>Lg</i>
Vincent	25	262	10.5	1	90
E. Fletcher	8	107	13.4	0	29
Wirth	2	45	22.5	0	34
Wisconsin	35	414	11.8	1	90
Opponents	20	42	2.1	1	12

<i>Kickoff Returns</i>	<i>No</i>	<i>Yards</i>	<i>Avg.</i>	<i>TD</i>	<i>Lg</i>
Vincent	9	229	25.4	0	53
Ware	5	128	25.6	0	44
DeRamus	4	116	29.0	0	50
Manley	4	106	26.5	0	36
Shelton	6	62	10.3	0	22
Burns	2	35	17.5	0	26
Wirth	2	34	17.0	0	22
Moss	1	14	14.0	0	14
Wisconsin	33	724	21.9	0	53
Opponents	35	548	15.7	0	24

<i>Scoring</i>	<i>TD</i>	<i>XP1</i>	<i>XP2</i>	<i>FG</i>	<i>Points</i>
T. Fletcher	5	0-0	0-0	0	30
R. Thompson	0	8-9	0-0	5-10	23
DeRamus	3	0-0	0-0	0	18
Roan	2	0-0	0-0	0	12
Burns	2	0-0	0-0	0	12
Vincent	2	0-0	0-0	0	12
A. Brown	2	0-0	0-0	0	12
Lowery	2	0-0	0-1	0	12
Krueger	0	8-8	0-0	1-4	11
Fowler	1	0-0	0-0	0	6
Moss	1	0-0	0-0	0	6
Montgomery	1	0-0	0-0	0	6
Manley	1	0-0	0-0	0	6
Bourne	0	0-0	1-1	0	2
Macias	0	0-0	0-1	0	0
Wisconsin	22	14-15	1-3	5-12	172
Opponents	23	21-21	0-2	11-17	194


Safeties — Wisconsin 2, Opponents 1

<i>Tackles</i>	<i>Solo</i>	<i>Asst</i>	<i>Total</i>	<i>T/Loss</i>	<i>PBU</i>
Holt	77	67	144	2/10	5
Lynch	78	53	131	0/0	2
Casper	77	52	129	11/29	0
M. Thompson	61	44	105	13/53	0
Nelson	38	56	94	0/0	4
Fowler	47	40	87	7/21	0
Reese	45	37	82	7/36	1
Sharp	39	19	58	9/44	1
Vincent	28	29	57	1/3	13
Robinson	33	15	48	1/5	4
L. Krueger	13	26	39	2/6	1
Norvell	16	17	33	1/5	0
Tucker	15	18	33	0/0	2
Shackerford	17	15	32	2/4	0
E. Fletcher	13	16	29	1/7	1
Burgess	11	15	26	2/3	0
Huggett	8	16	24	3/4	0
Messenger	13	10	23	0/0	5
Maternowski	10	12	22	1/4	0
Manley	8	11	19	0/0	0
Orlando	8	10	18	1/5	0
Rafko	11	6	17	3/17	0
Yocum	6	7	13	0/0	0
J. Brown	7	6	13	2/8	0
Wirth	4	6	10	0/0	0
Maniecki	2	6	8	0/0	0
Roan	1	4	5	0/0	0
Hein	1	2	3	0/0	0
Searcy	1	2	3	0/0	0
Unverzagt	0	3	3	0/0	0
Montgomery	0	3	3	0/0	0
Rusch	1	1	2	0/0	0
Anthony	0	2	2	0/0	0
Cascadden	0	2	2	0/0	0
P. Thompson	0	1	1	0/0	0
Newton	0	1	1	0/0	0
Levine	0	1	1	0/0	0
Burns	1	0	1	0/0	0
Strop	0	1	1	0/0	0
R. Thompson	0	1	1	0/0	0
DeRamus	1	0	1	0/0	0
<i>Interceptions</i>	<i>No</i>	<i>Yards</i>	<i>Avg.</i>	<i>TD</i>	<i>Lg</i>
Robinson	3	74	24.7	0	60
Vincent	2	110	55.0	1	65
Holt	2	50	25.0	0	50
Messenger	2	20	10.0	0	20
Nelson	2	19	9.5	0	10
Casper	2	9	4.5	0	9
Lynch	1	9	9.0	0	9
E. Fletcher	1	0	0.0	0	0
Wisconsin	15	291	19.4	1	65
Opponents	13	66	5.1	1	29

QB Sacks — M. Thompson 3/33, Reese 3/31, Sharp 3/23, Casper 3/15, Rafko 2/14, Fowler 1/9, Holt 1/9, E. Fletcher 1/7, Norvell 1/5


Fumbles recovered — Reese 3, Holt 2, E. Fletcher 1, Fowler 1, L. Krueger 1, Manley 1, Messenger 1, Nelson 1, Rafko 1, Robinson 1, M. Thompson 1, Tucker 1

Fumbles forced — Casper 3, Yocum 2, Holt 2, E. Fletcher 2, Tucker 1, Reese 1, Robinson 1, M. Thompson 1, Fowler 1, Vincent 1



Center Cory Raymer started the final four games of 1991 as a true freshman.

1991 HONORS & AWARDS



Tight end Michael Roan was an honorable mention all-Big Ten pick as a redshirt freshman.



Gary Casper has been an honorable mention all-Big Ten selection twice in his career.

Chuck Belin was named an Almost all-American by *Football News* and second-team all-Big Ten by media and coaches

Tom Browne was given the Wayne Souza Award (offensive coaches' appreciation)

Bernie Caputo was given the Pit Bull of the Year Award

Theo Carney was named Scout Team Offensive Player of the Year

Gary Casper was named honorable mention all-Big Ten by the media and coaches and an Almost all-American by *Football News*

Terry Glavin was named Scout Team Defensive Player of the Year

Reggie Holt was named first-team sophomore all-American by *Football News*, honorable mention all-Big Ten by media and coaches and an Almost all-American by *Football News*

Jerry Huggett was given the Ivan B. Williamson Scholarship Award

Matt Krueger was named academic all-Big Ten

Korey Manley was named academic all-Big Ten and Special Teams MVP

Jeff Rasmussen was named academic all-Big Ten

Dwight Reese was named honorable mention all-Big Ten by media and coaches

Michael Roan was named honorable mention all-Big Ten by the media

Duer Sharp was given the Jay Seiler Award (defensive coaches' appreciation)

Jay Simala was named academic all-Big Ten



Mike Thompson was named first-team freshman all-American by *Football News*, honorable mention all-Big Ten by media and coaches and an Almost all-American by *Football News*

Mike Verstegen was named second-team freshman all-American by *Football News*

Troy Vincent was named first-team all-American by *Football News*, *The Sporting News*, United Press International and the Football Writer's Association, second-team all-American by Associated Press, Big Ten Co-Defensive Player of the Year, first team all-Big Ten by the media and coaches, the Jimmy Demetral Most Valuable Player Award winner, a finalist for Thorpe Award and Big Ten Defensive Player of the Week vs. Western Illinois



When Melvin Tucker separated Patt Evans from the ball (above) in the end zone on Minnesota's last offensive play of the game, Wisconsin gained possession of the Paul Bunyan Axe. It also marked Coach Barry Alvarez' first Big Ten victory.



Troy Vincent became the most celebrated Badger in many years. Vincent, runner-up for the Jim Thorpe Award, was the school's first all-American since Paul Gruber in 1987. He was the first Badger DB since 1965 to win team MVP honors and was the Badgers' first-ever Big Ten Defensive Player of the Year.

Tony Lowery and Lee DeRamus (below) hooked up on an 89-yard touchdown pass in the Badgers' 21-6 victory over Eastern Michigan. It was the longest pass play in 102 seasons of Wisconsin football.



1991 GAME CAPSULES

Wisconsin 31 Western Illinois 13

Sept. 14, 1991
Camp Randall Stadium

W. Illinois	0	13	0	0	—	13
Wisconsin	0	10	14	7	—	31

WIU — Hart 4 pass from Davis (Seman kick), 13:16
 WIU — Decker 32 pass from Davis (pass failed), 10:06
 W — Krueger 30 FG, 6:24
 W — Roan 1 pass from Lowery (Krueger kick), 0:33
 W — DeRamus 13 pass from Lowery (Krueger kick), 13:33
 W — Vincent 90 punt return (Krueger kick), 12:23
 W — Fletcher 2 run (Krueger kick), 3:32

Team statistics	WIU	UW
First downs	12	21
Rushing yards	32-94	51-181
Passes	7-19-1	12-23-0
Passing yards	73	134
Total offense	51-167	74-315
Punts-avg	6-43.2	2-37.0
Fumbles-lost	2-1	3-1
Penalties-yards	5-55	9-79
Possession time	25:30	34:30

Individual leaders

Rushing — WIU: Hart 16-68, Fox 8-33, W: Fletcher 14-63, Montgomery 13-45, Burns 8-31
 Passing — WIU: Davis 7-15-1-73, W: Lowery 11-22-0-120
 Receiving — WIU: Decker 2-46, Fox 2-16, W: London 4-41, DeRamus 3-43

Wisconsin 7 Iowa State 6

Sept. 21, 1991
Camp Randall Stadium

Iowa State	3	0	3	0	—	6
Wisconsin	0	7	0	0	—	7

ISU — Stewart 25 FG, 2:50
 W — Roan 10 pass from Lowery (Krueger kick), 0:43
 ISU — Stewart 42 FG 3:02

Team statistics	ISU	UW
First downs	19	18
Rushing yards	41-164	42-114
Passes	11-24-2	15-28-2
Passing yards	165	164
Total offense	65-329	70-278
Punts-avg	4-40.0	6-44.2
Fumbles-lost	0-0	1-1
Penalties-yards	4-48	3-40
Possession time	30:00	30:00

Individual leaders

Rushing — ISU: Holmes 20-66, Patterson 10-49, Pedersen 11-49, W: Moss 18-62, Montgomery 9-51
 Passing — ISU: Pedersen 11-23-1-165, W: Lowery 13-21-1-140, Simala 2-7-1-24
 Receiving — ISU: Hughes 2-55, 2-32, W: Roan 3-35, Czech 2-54, Ware 2-30

Wisconsin 21 Eastern Michigan 6

Sept. 28, 1991
Camp Randall Stadium

E. Michigan	0	3	3	0	—	6
Wisconsin	0	0	7	14	—	21

EMU — Langeloh 29 FG, 7:42
W — DeRamus 89 pass from Lowery
(Krueger kick), 5:52
EMU — Langeloh 32 FG, 1:00
W — Lowery 9 run (Krueger kick), 3:02
W — Montgomery 1 run (Krueger kick),
0:40

Team statistics	EMU	UW
First downs	11	17
Rushing yards	36-102	44-92
Passes	10-23-1	19-32-3
Passing yards	106	269
Total offense	59-208	76-361
Punts-avg	8-39.0	4-32.8
Fumbles-lost	3-2	1-0
Penalties-yards	6-37	8-72
Possession time	26:50	33:10

Individual leaders

Rushing — EMU: Moss 12-31, W:
Montgomery 13-45, Fletcher 13-38
Passing — EMU: Jackson 7-14-1-83,
McKinnon 3-9-0-23, W: Lowery 15-25-2-
224, Macias 4-7-1-45
Receiving — EMU: Nwagbaraocha 4-
38, Mettzer 3-47, W: DeRamus 4-109,
Fletcher 3-46

Ohio State 31 Wisconsin 16

Oct. 5, 1991
Ohio Stadium

Wisconsin	0	2	0	14	—	16
Ohio State	7	7	0	17	—	31

OSU — Harris 1 run (Williams kick),
6:47
OSU — Edwards 22 pass from Graham
(Williams kick), 8:51
W — Safety, illegal punt from end zone,
0:14
OSU — Williams 41 FG, 7:57
OSU — Herbstreit 32 run (Williams
kick), 3:20
W — Fletcher 4 pass from Macias (pass
failed), 2:43
OSU — Harris 6 run (Williams kick),
1:17
W — DeRamus 18 pass from Macias
(Bourne pass from Macias), 0:11

Team statistics	UW	OSU
First downs	11	24
Rushing yards	18-28	57-221
Passes	14-32-0	11-17-1
Passing yards	200	166
Total offense	50-228	74-387
Punts-avg	7-30.9	1-51.0
Fumbles-lost	1-0	2-2
Penalties-yards	4-31	9-71
Possession time	19:36	40:24

Individual leaders

Rushing — W: Fletcher 7-33, OSU: S.
Graham 10-63, By'not'e 21-62
Passing — W: Lowery 8-21-0-74, Macias
6-11-0-126, OSU: Graham 9-12-1-119,
Pickens 1-2-0-34
Receiving — W: Fletcher 5-43,
DeRamus 4-68, Roan 2-74, OSU:
Edwards 3-53, Galloway 2-57

1991 GAME CAPSULES, *CONT.*

Iowa 10

Wisconsin 6

Oct. 12, 1991

Camp Randall Stadium

Iowa	0	3	0	7	—	10
Wisconsin	6	0	0	0	—	6

W — Vincent 65 interception return (kick failed), 1:31

I — Skillett 29 FG, 13:19

I — Saunders 14 pass from Rodgers (Skillett kick), 0:44

Team statistics	Iowa	UW
First downs	24	4
Rushing yards	49-177	23-36
Passes	23-39-4	7-20-1
Passing yards	180	46
Total offense	88-357	43-82
Punts-avg	5-36.2	9-36.6
Fumbles-lost	1-1	1-1
Penalties-yards	6-42	4-35
Possession time	40:20	19:40

Individual leaders

Rushing — I: Montgomery 20-66,

Saunders 11-44, W: Fletcher 9-27

Passing — I: Rodgers 23-37-4-180, W:

Macias 5-16-0-22, Simala 2-4-1-24

Receiving — I: Saunders 7-38, Cross 3-29, W: DeRamus 2-24

Purdue 28

Wisconsin 7

Oct. 19, 1991

Ross-Ade Stadium

Wisconsin	0	0	0	7	—	7
Purdue	7	7	7	7	—	28

P — Rogers 1 run (O'Leary kick), 5:54

P — Rogers 10 pass from Hunter (O'Leary kick), 0:53

P — Young 29 interception return, (O'Leary kick), 12:35

P — Hill 5 run (O'Leary kick), 7:23

W — Brown 23 pass from Macias (R. Thompson kick), 3:30

Team statistics	UW	Pur.
First downs	11	22
Rushing yards	24-77	55-200
Passes	19-34-2	9-19-1
Passing yards	136	129
Total offense	58-213	74-329
Punts-avg	7-37.6	4-42.3
Fumbles-lost	0-0	3-2
Penalties-yards	7-50	5-40
Possession time	24:14	35:46

Individual leaders

Rushing — W: Burns 5-31, Montgomery 6-26, P: Rogers 17-69, Hill 14-62

Passing — W: Lowery 15-27-2-99,

Macias 4-7-0-37, P: Hunter 8-18-1-95

Receiving — W: Roan 4-44, Brown 3-31, P: Hill 2-21, Hunter 1-34

Indiana 28
Wisconsin 20

Oct. 26, 1991
Camp Randall Stadium

Indiana	0	0	14	14	—	28
Wisconsin	14	3	3	0	—	20

W — Moss 55 run (R. Thompson kick), 12:55
W — Manley recovered blocked punt in end zone (R. Thompson kick), 6:30
W — R. Thompson 41 FG, 6:23
W — R. Thompson 36 FG, 10:25
I — Green 2 run (Bonnell kick), 8:57
I — Dunbar 2 run (Bonnell kick), 4:07
I — Green 1 run (Bonnell kick), 7:36
I — Green 4 run (Bonnell kick), 2:30

Team statistics	Ind.	UW
First downs	23	10
Rushing yards	57-262	29-116
Passes	15-25-1	15-34-0
Passing yards	167	127
Total offense	82-429	63-243
Punts-avg	7-26.7	8-36.0
Fumbles-lost	3-2	1-0
Penalties-yards	5-47	3-30
Possession time	34:50	25:10

Individual leaders

Rushing — I: Dunbar 38-205, W: Moss 11-92, Burns 5-14
Passing — I: Green 15-25-1-167, W: Macias 15-34-0-127
Receiving — I: Thomas 5-48, Baety 2-52, W: Brown 5-48, Burns 3-23

Illinois 22
Wisconsin 6

Nov. 2, 1991
Memorial Stadium

Wisconsin	6	0	0	0	--	6
Illinois	0	7	3	12	--	22

W -- Fowler recovered fumble in end zone (kick failed), 3:30
I -- Brown recovered fumbled punt snap in end zone (Richardson kick), 0:14
I -- Richardson 34 FG, 8:56
I -- Turner 10 pass from Verduzco (Richardson kick), 10:46
I -- Safety, illegal punt from end zone, 8:51
I — Richardson 38 FG, 6:29

Team statistics	UW	Ill.
First downs	10	19
Rushing yards	33-5	45-144
Passes	12-20-0	14-29-0
Passing yards	119	149
Total offense	53-124	74-293
Punts-avg	7-30.1	5-36.8
Fumbles-lost	6-2	4-2
Penalties-yards	11-89	3-31
Possession time	23:29	36:31

Individual leaders

Rushing — W: Fletcher 11-35, Shelton 5-22, I: Bell 21-110, Feagin 12-21
Passing — W: Macias 12-20-0-119, I: Verduzco 14-28-0-149
Receiving — W: Shelton 4-43, Brown 3-33, I: Bell 4-26, Wright 3-54, Turner 3-43

1991 GAME CAPSULES, *CONT.*

Michigan State 20

Wisconsin 7

Nov. 9, 1991

Camp Randall Stadium

Mich. State	0	3	7	10	—	20
Wisconsin	0	0	7	0	—	7

MSU — DelVerne 31 FG, 0:00

W — Fletcher 27 run (R. Thompson kick), 10:38

MSU — Grabowski 2 pass from Miller (DelVerne kick), 5:44

MSU — DelVerne 33 FG, 13:45

MSU — Small 2 run (DelVerne kick), 11:26

Team statistics	MSU	UW
First downs	21	12
Rushing yards	60-292	30-78
Passes	8-18-0	13-27-3
Passing yards	88	145
Total offense	78-380	57-223
Punts-avg	8-38.1	7-36.7
Fumbles-lost	2-1	4-2
Penalties-yards	4-45	7-52
Possession time	36:06	23:54

Individual leaders

Rushing — MSU: Duckett 42-216, Small 10-46, W: Fletcher 16-97

Passing — MSU: Miller 8-18-0-88, W: Macias 8-21-2-109, Lowery 5-6-1-36

Receiving — MSU: Coleman 3-28, W: Browne 4-43, Brown 3-47

Wisconsin 19

Minnesota 16

Nov. 16, 1991

Humphrey Metrodome

Wisconsin	6	10	0	3	—	19
Minnesota	0	6	7	3	—	16

W — Brown 14 pass from Lowery (kick failed), 2:37

W — R. Thompson 37 FG, 11:50

W — Lowery 5 run (R. Thompson kick), 2:41

M — Hopewell 35 pass from Fleetwood (run failed), 0:01

M — Hopewell 15 pass from Fleetwood (Chalberg kick), 5:30

M — Chalberg 32 FG, 11:41

W — R. Thompson 42 FG, 10:02

Team statistics	UW	Minn.
First downs	10	29
Rushing yards	35-115	51-210
Passes	10-16-1	17-27-2
Passing yards	93	213
Total offense	51-208	78-423
Punts-avg	5-37.0	4-48.5
Fumbles-lost	1-0	1-1
Penalties-yards	5-35	5-34
Possession time	25:56	34:04

Individual leaders

Rushing — W: London 1-32, Montgomery 8-29, M: Carter 31-136, Fleetwood 12-45

Passing — W: Lowery 10-15-0-93, M: Fleetwood 17-27-2-213

Receiving — W: Brown 4-51, Hopewell 4-79, Carter 3-30

Wisconsin 32 Northwestern 14

Nov. 23, 1991

Camp Randall Stadium

Northwestern	7	7	0	0	—	14
Wisconsin	0	15	7	10	—	32

N — Benson 4 pass from Williams
(Leahy kick), 9:54

N — Lindsey 3 punt return (Leahy
kick), 14:52

W — Safety, punt snapped through end
zone, 6:57

W — Burns 24 pass from Lowery (R.
Thompson kick), 0:47

W — Fletcher 3 run (pass failed), 0:07

W — Fletcher 9 run (R. Thompson kick),
5:46

W — R. Thompson 19 FG, 9:57

W — Burns 9 run (R. Thompson kick),
6:34

Team statistics	NU	UW
First downs	10	20
Rushing yards	45-124	52-210
Passes	8-19-2	10-21-1
Passing yards	68	179
Total offense	64-192	73-389
Punts-avg	8-32.9	5-22.6
Fumbles-lost	3-1	5-2
Penalties-yards	5-47	6-46
Possession time	28:43	31:17

Individual leaders

Rushing — N: Dixon 16-61, Lundy 6-31,
W: Fletcher 19-112, Burns 3-38

Passing — N: Williams 5-12-1-49, Krebs
3-7-1-19, W: Lowery 10-21-1-179

Receiving — N: Benson 3-19, Cross 2-
32, W: DeRamus 3-55, Brown 2-56

1991 Starts by Position

OFFENSE

QB: Lowery (6), Macias (5)
TB: Fletcher (7), Moss (2)
FB: Montgomery (8), Burns (2)
LT: Verstegen (6), Maksen (5)
LG: Belin (11)
C: Raymer (4), Panos (5),
Rasmussen (2)
RG: Bryan (7), Panos (4)
RT: Adam (11)
TE: Czech (4), Roan (8), Bourne (1)
WR: DeRamus (5), Ware (5),
London (1)
WR: A. Brown (10), T. Browne (2)

DEFENSE

OLB: Reese (11)
DT: M. Thompson (11)
NG: Shackerford (4), L. Krueger (5),
P. Thompson (1)
DT: Fowler (8), Huggett (2),
Shackerford (1)
OLB: Rafko (2), Sharp (9), Yocum (1)
LB: Lynch (11)
LB: Casper (10), Orlando (1)
CB: Vincent (10), Tucker (1)
CB: E. Fletcher (6), Robinson (5)
SS: Holt (11)
FS: Nelson (10), Tucker (1)

*Some positions do not add up to 11
games because Wisconsin started
unusual lineups several times (two TEs
for example).*

1991 BIG TEN STATISTICS

Total Offense	Play	Yards	Avg	TD	/Game
Michigan (15)	769	4833	6.3	54	439.4
Indiana (19)	835	4709	5.6	36	428.1
Iowa (25)	799	4479	5.6	43	407.2
Illinois	787	4376	5.6	32	397.8
Ohio State	786	3906	5.0	33	355.1
Purdue	738	3428	4.6	29	311.6
Minnesota	738	3314	4.5	12	301.3
Northwestern	759	3276	4.3	21	297.8
Michigan State	717	3142	4.4	18	285.6
Wisconsin	668	2664	4.0	23	242.2

Rushing Offense	Att	Yards	Avg	TD	/Game
Michigan (10)	510	2711	5.3	26	246.5
Ohio State (18)	584	2522	4.3	27	229.3
Indiana	499	2130	4.3	23	193.6
Iowa	481	2003	4.2	22	182.1
Purdue	511	1955	3.8	17	177.7
Northwestern	527	1580	3.0	9	143.6
Michigan State	458	1575	3.4	10	143.2
Illinois	395	1499	3.8	15	136.3
Minnesota	421	1464	3.5	5	133.1
Wisconsin	381	1052	2.8	9	95.6

Passing Offense	Att	Comp	Pct.	Yards	/Game
Illinois (13)	392	240	.612	2877	261.5
Indiana (24)	336	198	.589	2579	234.5
Iowa	318	199	.626	2476	225.1
Michigan	259	172	.664	2122	192.9
Minnesota	317	162	.511	1850	168.2
Northwestern	233	139	.597	1696	154.2
Wisconsin	287	146	.509	1612	146.5
Michigan State	259	148	.571	1567	142.5
Purdue	227	108	.476	1473	133.9
Ohio State	202	105	.520	1384	125.8

Scoring Offense	TD	PAT	FG	Pts	/Game
Michigan (6)	54	51	10	406	36.9
Iowa (20)	43	34	11	330	30.0
Indiana	36	30	12	282	25.6
Illinois	32	30	12	261	23.7
Ohio State	33	31	9	256	23.3
Purdue	29	23	7	219	19.9
Wisconsin	23	17	6	178	16.2
Michigan State	18	17	12	162	14.7
Northwestern	21	17	5	160	14.6
Minnesota	12	5	8	104	9.4

Total Defense	Play	Yards	Avg	TD	/Game
Iowa (7)	711	2987	4.2	22	271.6
Indiana (19)	672	3349	5.0	28	304.5
Wisconsin (24)	787	3494	4.4	23	317.6
Michigan	755	3545	4.7	23	322.3
Ohio State	729	3555	4.9	18	323.2
Illinois	718	3676	5.1	21	334.2
Purdue	733	3740	5.1	36	340.0
Michigan State	798	4181	5.2	35	380.1
Northwestern	757	4200	5.6	41	381.8
Minnesota	805	4542	5.6	38	412.9

Rushing Defense	Att	Yards	Avg	TD	/Game
Michigan (10)	397	1142	2.9	7	103.8
Ohio State (16)	390	1250	3.2	8	113.6
Iowa (21)	450	1384	3.1	9	125.8
Illinois	456	1473	3.2	7	133.9
Indiana	426	1611	3.8	14	146.5
Purdue	437	1641	3.8	22	149.2
Wisconsin	529	2024	3.8	10	184.0
Northwestern	478	2178	4.6	30	198.0
Michigan State	508	2208	4.4	16	200.7
Minnesota	512	2385	4.7	27	216.8


Passing Defense	Att	Comp	Pct.	Yards	Effic.
Wisconsin (14)	258	132	.512	1470	100.2
Iowa	261	131	.502	1603	107.3
Northwestern	276	135	.489	2022	113.7
Ohio State	339	194	.572	2305	117.2
Michigan	365	209	.573	2403	117.5
Illinois	315	180	.571	2203	121.9
Purdue	296	185	.625	2099	124.2
Minnesota	293	171	.584	2157	124.6
Indiana	246	140	.569	1738	125.0
Michigan State	290	171	.590	1973	128.3

Scoring Defense	TD	PAT	FG	Pts	/Game
Ohio State (17)	18	13	12	161	14.6
Iowa (18)	22	13	9	164	14.9
Michigan (19)	23	13	6	169	15.4
Illinois (24)	21	20	10	176	16.0
Wisconsin	23	21	11	194	17.6
Indiana	28	24	10	224	20.4
Michigan State	35	31	10	271	24.6
Purdue	36	31	8	272	24.7
Minnesota	38	35	13	302	27.5
Northwestern	41	34	7	305	27.7

NCAA rank in parentheses

RECORDS

Bowl teams. Championships. Long plays. Exciting returns. All the great plays and teams are highlighted in the following record section.



GRIDIRON HISTORY

1889—Played first game.

1890—First win, a 106-0 shutout over UW-Whitewater. Wisconsin played Minnesota for the first time. Except for 1906, the Badgers and Gophers have played every year since. It is the longest running series in Division I-A play.

1895—Wisconsin played vital role in the organization of the Intercollegiate Conference of Faculty Representatives, which eventually became the Big Ten.

1896—Wisconsin claims first outright Big Ten championship enroute to 7-1-1 record for Coach Phil King.

1897—Coach Phil King produces second straight Big Ten title and outscores opponents 210-14 in 9-1 campaign.

1901—First undefeated team (9-0) in UW history. Coach Phil King wins third conference title in six years. Eight shutouts highlight the season as UW has 317-5 scoring advantage.

1902—Lost 6-0 to Michigan, breaking a 17-game Badger winning streak.

1906—Dr. C.P. Hutchins coaches Badgers to 5-0 record and another Big Ten title.

1912—Last undefeated team (7-0) won the school's fifth Big Ten title for first-year coach William Juneau. Seven Badgers named to Walter Eckersall's all-Western team.

1942—UW is named mythical national champion by the Helms Foundation after 8-1-1 season. A stunning 6-0 loss to Iowa prevented the Badgers from earning a

conference championship.

1951—The "Hard Rocks" team led the nation in total defense and set five Big Ten records in a 7-1-1 campaign. The UW defense outscored the opponents' offense 58-53. Four Badgers earned all-America honors.

1952—Wisconsin voted to represent Big Ten in '53 Rose Bowl after tying Purdue for the conference title. USC scores a third-period TD for a 7-0 Rose Bowl victory.

1953—Badgers upset then No. 1-ranked Illinois 34-7 at Camp Randall Stadium.

1954—Alan Ameche becomes the only Badger to win the Heisman Trophy, given to the nation's top

collegiate football player.

1959—UW rallies to defeat Minnesota 11-7 and earn second Rose Bowl berth. Badgers lose to Washington 44-8 at Pasadena.

1962—The No. 2-ranked Badgers make second Rose Bowl appearance in three years. The foe was top-rated USC. Badgers' 23-point fourth quarter rally falls short in 42-37 Rose Bowl loss. Ron VanderKelen was named Big Ten MVP, and UW led the nation in total offense.

1974—Billy Marek scores five touchdowns and rushes for 304 yards as Badgers close season with 49-14 win over Minnesota.


1981—Matt VandenBoom intercepts three passes to spark Badgers' 21-14 victory over No. 1-ranked Michigan. Wisconsin earns trip to Garden State Bowl under guidance of Coach Dave McClain, but fall to Tennessee 28-21.

1982—John Williams tallies the only score in a 6-0 win at Ohio State, the Badgers' first triumph in Columbus since 1918. Randy Wright's 87-yard pass to Tim Stracka keys 14-3 Independence Bowl win over Kansas State.

1983—Al Toon sets Big Ten record with 252 yards receiving in a 42-38 victory at Purdue.

1990—Don Davey becomes the first four-time first-team academic all-American in NCAA university division history.

1991—Troy Vincent becomes the Badgers' first all-American since 1987 and is runner-up for the Jim Thorpe Award.



Coach William Juneau's Badgers were undefeated and won a Big Ten title in his first season as coach (1912).

BOWL GAME RECORDS



Pat Richter set Rose Bowl receiving records with 11 catches for 163 yards in the 1963 game.



Ron VanderKelen set UW and Rose Bowl records with 401 yards passing against USC in 1963.

Individual

Points	13 by Todd Gregoire, 1984 Hall of Fame
Touchdowns	1 on 12 occasions
Kicking points	13 by Todd Gregoire, 1984 Hall of Fame
Field goals	4 by Todd Gregoire, 1984 Hall of Fame
Extra points	5 by Gary Kroner, 1963 Rose
Rushing attempts	28 by Alan Ameche, 1953 Rose
Rushing yards	133 by Alan Ameche, 1953 Rose
Touchdown runs	1 on five occasions
Pass attempts	48 by Ron VanderKelen, 1963 Rose
Pass completions	33 by Ron VanderKelen, 1963 Rose
Passing yardage	401 by Ron VanderKelen, 1963 Rose
Touchdown passes	2 on three occasions
Receptions	11 by Pat Richter, 1963 Rose
Receiving yardage	163 by Pat Richter, 1963 Rose
Touchdown receptions	1 on seven occasions
Tackles	14 on two occasions
Tackles for loss	3 by Guy Boliaux, 1981 Garden State
Interceptions	1 on four occasions

Team

First downs	32 vs Southern Cal, 1963 Rose
Rushing attempts	52 vs Southern Cal, 1953 Rose
Rushing yardage	211 vs Southern Cal, 1953 Rose
Pass attempts	49 vs Southern Cal, 1963 Rose
Pass completions	34 vs Southern Cal, 1963 Rose
Completion percentage	69.4, vs Southern Cal, 1963 Rose
Interceptions	2 vs Southern Cal, 1953 Rose
Passing yardage	419 vs Southern Cal, 1963 Rose
Total plays	78 vs Southern Cal, 1953 Rose
Total offense	486 vs Southern Cal, 1963 Rose

Long Plays

Rush	54 by Alan Ameche, 1953 Rose
Pass	87 by Randy Wright, 1982 Independence
Reception	87 by Tim Stracka, 1982 Independence
Field goal	40 by Todd Gregoire, 1984 Hall of Fame
Punt	61 by George Winslow, 1982 Independence
Interception return	0 on four occasions
Punt return	67 by Thad McFadden, 1984 Hall of Fame
Kickoff return	44 by Thad McFadden, 1981 Garden State

BOWL GAMES

1953 Rose Bowl — January 1, 1953 at Pasadena, CA

Wisconsin	0	0	0	0	—	0
USC	0	0	7	0	—	7

Team statistics	UW	USC
First downs	19	16
Rushing yards	52-211	38-48
Passes	11-26-2	18-27-2
Passing yards	142	185
Total offense	78-353	65-233
Punts-avg	5-39	8-51
Fumbles-lost	2-1	1-0
Penalties-yards	2-20	6-62

Individual leaders

Rushing — W: Ameche 28-133, Witt 10-47, Burks 7-31, USC: Haw 6-28, Dandoy 5-18
 Passing — W: Haluska 11-26-2-142, USC: Bukich 12-20-2-137, Dandoy 3-3-0-27
 Receiving — W: Andrykowski 3-32, Peters 3-29, Witt 2-46, USC: Nickoloff 7-73, Stillwell 3-35, Miller 3-32

Attendance — 101,500

PASADENA, Calif. — Southern Cal scored the game's only points on a 22-yard touchdown pass from Rudy Bukich to Al Carmichael in the Trojans' 7-0 win over Wisconsin in the Rose Bowl. It was the Badgers' first postseason appearance.

The Badgers dominated the game from a statistical standpoint, outgaining USC by 120 yards. Led by tailback Alan Ameche's 133 yards, Wisconsin had a 211-48 advantage on the ground. However, both defenses rose to the occasion when necessary.

One of Wisconsin's best scoring chances came in the opening minutes of the third quarter. Ameche broke loose for a 54-yard run as the Badgers got to the USC 21-yard line. On third down, Archie Ray Burks fumbled on an end run and the Trojans recovered.

USC then put together the game-winning drive (73 yards), which ended on Bukich's touchdown pass. Wisconsin countered with a 13-play, 84-yard drive that ended at the Trojan 2-yard line when Jerry Witt was stopped a yard short of a first down on a fake field goal play.

Coach Ivy Williamson's club became the first in Badger history to play in a bowl game and the first to play before a crowd of more than 100,000.

1960 Rose Bowl — January 1, 1960 at Pasadena, CA

Wisconsin	0	8	0	0	—	8
Washington	17	7	7	13	—	44

Team statistics	UW	Wash.
First downs	13	16
Rushing yards	123	215
Passes	14-32-0	7-13-0
Passing yards	153	137
Total offense	276	352
Punts-avg	6-37	6-36
Fumbles-lost	4-4	2-0
Penalties-yards	3-18	7-85

Individual leaders

Rushing — W: Hobbs 7-32, Wash: Schloredt 21-81, Jackson 12-61
 Passing — W: Hackbart 11-25-0-145, Wash: Schloredt 4-7-0-102
 Receiving — W: Schoonover 3-57, Wash: Fleming 1-65

Attendance — 100,809

PASADENA, Calif. — Underdog Washington scored the game's first 17 points en route to a 44-8 Rose Bowl victory over the Badgers. It was Wisconsin's second Rose Bowl trip.

Washington tallied the first TD on a 6-yard run by Don McKeta about 10 minutes into the game. George Fleming booted a 26-yard FG after the Huskies recovered one of four Wisconsin fumbles. Fleming then returned a punt 53 yards for a score on the final play of the period for a 17-0 first quarter lead.

Badger fullback Tom Wiesner tallied Wisconsin's only points on a 4-yard run with 5:27 left in the opening half. Dale Hackbart connected with Al Schoonover for a two-point conversion cutting the lead to nine points (17-8).

Husky quarterback Bob Schloredt, who shared game MVP honors with Fleming, tossed a 23-yard TD pass to close first-half scoring. Schloredt completed four passes for 102 yards and was the game's top rusher (81 yards).

Wisconsin mounted a final challenge in the third quarter, but four plays inside the Husky 10-yard line failed. Washington then marched 93 yards on 10 plays for another tally. Milt Bruhn's Badgers entered the game with a defense that had surrendered barely 10 points per game for the regular season.

Wisconsin	7	0	7	23	—	37
USC	7	14	14	7	—	42

Team statistics	UW	USC
First downs	32	15
Rushing yards	28-67	41-114
Passes	34-49-3	10-20-0
Passing yards	419	253
Total offense	486	367
Punts-avg	4-40	5-40
Fumbles-lost	6-0	2-1
Penalties-yards	7-77	12-93

Individual leaders

Rushing — W: Holland 4-27, Kurek 11-26, USC: Wilson 17-57, Heller, 4-32, Beathard 8-23
 Passing — W: VanderKelen 33-48-3-401, USC: Beathard 8-12-0-190, Nelson 2-6-0-63
 Receiving — W: Richter 11-163, Holland 8-72, Kroner 5-64, Silvestri 3-51, USC: Bedsole 4-101, Brown 3-108

Attendance — 96,698

Wisconsin	7	0	0	14	—	21
Tennessee	13	8	0	7	—	28

Team statistics	UW	Tenn.
First downs	22	27
Rushing yards	39-177	43-89
Passes	14-37-3	24-42-0
Passing yards	212	315
Total offense	389	404
Punts-avg	6-37	6-45
Fumbles-lost	1-1	4-0
Penalties-yards	6-73	8-84

Individual leaders

Rushing — W: Davis 6-44, Cole 9-39, Green 5-24, Mohapp 5-22, T: Berry 10-44, Morris 10-39
 Passing — W: Wright 9-21-1-123, Cole 5-15-2-89, T: Alatorre 24-42-0-315
 Receiving — W: Nault 5-85, McFadden 3-74, T: Hancock 11-196, Miller 4-42

Attendance — 53,220

1963 Rose Bowl — January 1, 1963 at Pasadena, CA

PASADENA, Calif. — A 23-point fourth quarter explosion wasn't quite enough as the Badgers dropped a 42-37 Rose Bowl encounter to Southern Cal. The Trojans had claimed a 42-14 lead on the first play of the fourth quarter before the huge Badger comeback.

USC raced to a 21-7 halftime lead and extended it on the first play of the third stanza. Quarterback Pete Beathard hit Hal Bedsole for a 57-yard score. But then Badger QB Ron VanderKelen led one of the biggest charges in bowl history.

VanderKelen reached paydirt on a 17-yard scamper cutting the margin to 28-14. Southern Cal responded with a pair of TD passes by Beathard and USC led 42-14 with 14:54 left to play.

Lou Holland (13-yard run) and Gary Kroner (4-yard reception) tallied for the Badgers within three minutes. A bad center snap on a punt resulted in a UW safety and a 42-30 Trojan advantage. After the free kick, VanderKelen hit three straight passes, including a 19-yard score to Pat Richter for the final tally.

VanderKelen, the game MVP, set both Wisconsin and Rose Bowl records with 401 yards passing. Richter caught 11 of those aerals for 163 yards. The 79 total points was a Rose Bowl record that stood for 28 years.

1981 Garden State Bowl — December 13, 1981 at East Rutherford, NJ

EAST RUTHERFORD, N.J. — Tennessee scored 18 straight points in the first half and held on to defeat Wisconsin 28-21 in the Garden State Bowl.

The Badger defense limited UT to 89 yards rushing, but Volunteer QB Steve Alatorre unleashed a potent passing attack. Alatorre threw for 315 yards. WR Anthony Hancock caught 11 passes for 196 yards.

After Fuad Reveiz booted a field goal in the first quarter, Wisconsin assumed its only lead of the game on a 3-yard run by Jess Cole. Willie Gault returned the ensuing kickoff 87 yards to give Tennessee a lead it never lost.

Reserve quarterback Randy Wright came off the bench to throw a pair of second-half touchdown passes for the Badgers. Wright hit Jeff Nault and Thad McFadden on scoring tosses in the final period.

The game featured two high-powered offenses that combined for 49 points, 793 total yards and 49 first downs. The teams averaged just under five yards per offensive play.

Wisconsin's fourth bowl game in school history and first non-Rose Bowl drew a crowd of 53,220. The Badgers' seven victories were the most since UW won the same number in 1974.

BOWL GAMES, *CONT.*

Wisconsin	0	7	7	0	—	14
Kansas State	3	0	0	0	—	3

Team statistics	UW	KSU
First downs	14	12
Rushing yards	43-131	33-65
Passes	9-24-0	13-35-1
Passing yards	183	127
Total offense	314	192
Punts-avg	6-41	8-37
Fumbles-lost	4-3	2-1
Penalties-yards	5-40	9-75

Individual leaders

Rushing — W: Williams 11-57, Ellerson 13-47, King 12-41, KSU: Taluao 10-31, Faraimo 11-25
 Passing — W: Wright 9-24-0-183, KSU: Dickey 13-35-1-127
 Receiving — W: Keeling 4-64, Nault 2-11, Stracka 1-87, KSU: Dageforde 4-30, Wallace 3-51, Taluao 3-26

Attendance — 24,684

Wisconsin	10	6	3	0	—	19
Kentucky	0	7	10	3	—	20

Team statistics	UW	Kent.
First downs	17	19
Rushing yards	36-181	37-124
Passes	19-30-2	18-34-0
Passing yards	203	188
Total offense	384	312
Punts-avg	5-41	6-38
Fumbles-lost	0-0	1-0
Penalties-yards	13-133	6-49

Individual leaders

Rushing — W: Armentrout 15-105, Harrison 14-52, K: Adams 18-62, Higgs 9-39
 Passing — W: Howard 19-29-1-203, K: Ramsdell 18-34-0-188
 Receiving — W: Pearson 5-55, Toon 4-48, McFadden 4-30, Jones 2-48, K: Phillips 6-55, Adams 5-34

Attendance — 47,300

1982 Independence Bowl — December 11, 1982 at Shreveport, LA

SHREVEPORT, La. — Wisconsin won its first bowl game in the school's history with a 14-3 Independence Bowl victory over Kansas State.

Randy Wright threw a bowl-game record two touchdown passes and the Badger defense set a scoring record in the matchup between Big Ten and Big Eight schools before 24,684 fans. The anticipated crowd was more than 49,000, but a 23-mile-per-hour wind dropped temperatures to 10 below zero.

Wright, the game offensive MVP, completed only nine of 24 throws. However, his 87-yard throw to Tim Stracka was the longest in Wisconsin and Independence Bowl history. The UW defense limited Kansas State to 192 total yards in the Wildcats' first-ever postseason appearance.

"Winning our first bowl game was a big accomplishment for our program," Coach Dave McClain said.

KSU had taken a 3-0 lead on Steve Willis' 29-yard field goal before the Badgers scored 14 straight points. Tim Krumrie was the game Defensive MVP. He helped limit the Kansas State running attack to less than two yards per carry.

Game totals showed five turnovers, 14 punts, 22 completions in 59 attempts (37.3 percent) and 14 penalties.

1984 Hall of Fame Bowl — December 29, 1984 at Birmingham, AL

BIRMINGHAM, Ala. — A fumbled snap on a 26-yard game-winning field goal attempt was the deciding play in Wisconsin's 20-19 loss to Kentucky in the Hall of Fame Bowl.

Trailing by a point after the Wildcats' Joe Worley booted a 52-yard field goal with eight minutes left, the Badgers drove inside Kentucky's 20-yard line.

Todd Gregoire's field goal attempt with 1:55 left never materialized after holder Bob Kobza dropped the center snap. Gregoire, a freshman, had tied a school record with four field goals earlier in the game.

Wisconsin assumed a 13-0 lead on a pair of Gregoire three pointers and a 3-yard TD pass from Mike Howard to Thad McFadden. The Badgers outgained their SEC foe both on the ground and through the air.

However, UW was assessed 13 penalties for 133 yards, both Hall of Fame Bowl records. The Badgers threw two interceptions. Kentucky, which was making its second straight postseason appearance in Birmingham, had no turnovers.

More than 7,500 Badger fans made the trip to the UW's third bowl game in four seasons.

TOP CAREER RUSHERS



Durable Billy Marek (above) rushed for better than 200 yards in five straight games in 1975. Alan Ameche (below) set a then-NCAA career rushing mark (3,345 yards) in 1954. He is Wisconsin's lone Heisman Trophy winner.



3,709 yards — Billy Marek

Year	Att	Yards	Avg	TD	Lg
1972	1	6	6.0	0	6
1973	241	1,207	5.0	13	—
1974	205	1,215	5.9	18	81
1975	272	1,281	4.7	13	—
Career	719	3,709	5.2	44	81

3,345 yards — Alan Ameche

Year	Att	Yards	Avg	TD	Lg
1951	157	824	5.2	4	—
1952	233	1,079	4.6	7	—
1953	165	801	4.9	5	—
1954	146	641	4.4	9	—
Career	701	3,345	4.8	25	—

2,979 yards — Larry Emery

Year	Att	Yards	Avg	TD	Lg
1983	56	336	6.0	2	19
1984	109	675	6.2	5	52
1985	224	1,113	5.0	8	48
1986	193	855	4.4	4	41
Career	582	2,979	5.1	19	52


2,814 yards — Rufus Ferguson

Year	Att	Yards	Avg	TD	Lg
1970	130	588	4.5	6	—
1971	249	1,222	4.9	13	—
1972	215	1,004	4.7	7	—
Career	594	2,814	4.7	26	—


2,005 yards — Alan Thompson

Year	Att	Yards	Avg	TD	Lg
1969	214	907	4.2	9	—
1970	124	455	3.7	4	—
1971	124	643	5.2	6	—
Career	462	2,005	4.3	19	—

TOP CAREER PASSERS



Randy Wright (above) is the only quarterback in Wisconsin history to pass for more than 5,000 career yards. He has the two best season TD totals (19 and 15) as well. Mike Howard (below) completed more than half of his passes four years in a row.



5,003 yards — Randy Wright

Year	Comp	Att	Int	Pct.	Yards	TD
1981	30	61	3	.492	382	4
1982	174	330	13	.527	2,292	15
1983	173	323	18	.536	2,329	19
Career	377	714	34	.528	5,003	38

4,006 yards — Tony Lowery

Year	Comp	Att	Int	Pct.	Yards	TD
1987	42	89	4	.472	572	2
1988	67	121	8	.554	712	1
1990	159	280	13	.568	1,757	5
1991	87	158	7	.551	965	6
Career	355	648	32	.548	4,006	14

3,699 yards — Neil Graff

Year	Comp	Att	Int	Pct.	Yards	TD
1969	93	191	11	.487	1,086	7
1970	83	174	4	.477	1,313	11
1971	97	186	12	.522	1,300	5
Career	273	551	27	.495	3,699	23


3,402 yards — Mike Howard

Year	Comp	Att	Int	Pct.	Yards	TD
1983	6	10	1	.600	46	0
1984	182	314	12	.580	2,127	11
1985	62	110	10	.564	643	4
1986	57	113	7	.504	586	5
Career	307	547	30	.561	3,402	20

3,093 yards — Jim Haluska

Year	Comp	Att	Int	Pct.	Yards	TD
1952	123	225	20	.549	1,552	12
1954	36	75	3	.480	505	2
1955	71	132	10	.538	1,036	6
Career	230	432	33	.532	3,093	20

TOP CAREER RECEIVERS



Al Toon (above) owns Badger records for career receptions, yards and TDs. He had 252 yards receiving vs. Purdue in 1983, the second-highest figure in Big Ten history. UW Director of Athletics Pat Richter was a two-time first-team all-America end (1961-62).

2,103 yards — Al Toon

Year	No	Yards	Avg	TD	Lg
1982	32	472	14.8	5	46
1983	45	881	19.6	9	73
1984	54	750	13.9	5	43
Career	131	2,103	16.1	19	73

1,873 yards — Pat Richter

Year	No	Yards	Avg	TD	Lg
1960	25	362	14.5	1	36
1961	47	817	17.4	8	56
1962	49	694	14.2	6	40
Career	121	1,873	15.5	15	56

1,459 yards — David Charles


Year	No	Yards	Avg	TD	Lg
1976	34	449	13.2	3	21
1977	29	437	15.1	3	47
1978	38	573	15.1	5	80
Career	101	1,459	14.4	11	80

1,433 yards — Tim Stracka

Year	No	Yards	Avg	TD	Lg
1978	4	68	17.0	2	26
1979	25	289	11.6	0	24
1980	28	462	16.5	2	46
1982	35	614	17.5	3	87
Career	92	1,433	15.6	7	87

1,320 yards — Mel Reddick

Year	No	Yards	Avg	TD	Lg
1967	42	524	12.5	2	32
1968	34	375	11.0	1	22
1969	37	421	11.4	3	30
Career	113	1,320	11.7	6	32



SINGLE-GAME RECORDS

Explanation of records

The historical records listed in this media guide are based upon seasons from 1946-91. The NCAA recognizes the modern era of college football beginning in 1946. All varsity games, including postseason bowls, are included in these totals.

RUSHING

Attempts

1. 43, Billy Marek vs. Minnesota, 1974
2. 39, Billy Marek vs. Illinois, 1975
3. 38, Marck Harrison vs. Purdue, 1984
4. 36, Rufus Ferguson vs. Minnesota, 1972
4. 36, Billy Marek vs. Northwestern, 1975

Yards

1. 304, Billy Marek vs. Minnesota, 1974
2. 230, Billy Marek vs. Northwestern, 1974
3. 226, Billy Marek vs. Wyoming, 1973
4. 225, Marck Harrison vs. Purdue, 1984
5. 220, Alan Thompson vs. Oklahoma, 1969
6. 211, Rufus Ferguson vs. Minnesota, 1971
7. 206, Billy Marek vs. Iowa, 1974
8. 203, Billy Marek vs. Iowa, 1973
8. 203, Marck Harrison vs. Ohio State, 1984
10. 200, Alan Ameche vs. Minnesota, 1951

Touchdowns

1. 5, Billy Marek vs. Minnesota, 1974
2. 4, Billy Marek vs. Iowa, 1973
2. 4, Billy Marek vs. Iowa, 1974
2. 4, Jess Cole vs. Minnesota, 1980

PASSING

Attempts

1. 54, Randy Wright vs. Iowa, 1983
2. 48, Ron VanderKelen vs. USC, 1963
3. 45, Mike Kalasmiki vs. Michigan State, 1978
4. 44, Mike Carroll vs. Michigan, 1976
5. 43, Randy Wright vs. UCLA, 1982

Completions

1. 33, Ron VanderKelen vs. USC, 1963
2. 25, Mike Carroll vs. Michigan, 1976
2. 25, Randy Wright vs. Iowa, 1983
4. 23, on four occasions (last by Tony Lowery vs. Temple, 1990)

Yards

1. 401, Ron VanderKelen vs. USC, 1963
2. 355, Tony Lowery vs. Northwestern, 1990

3. 325, Randy Wright vs. Iowa, 1983
4. 319, Randy Wright vs. Ohio State, 1983
5. 317, Randy Wright vs. Purdue, 1983
6. 303, Randy Wright vs. Purdue, 1982
7. 297, Ron Miller vs. Minnesota, 1961
8. 294, Tony Lowery vs. Temple, 1990
9. 290, Mike Howard vs. Purdue, 1984
10. 278, Randy Wright vs. Iowa, 1982

Touchdowns

1. 4, Neil Graff vs. Indiana, 1969
1. 4, Randy Wright vs. Indiana, 1983
1. 4, Mike Howard vs. Northern Illinois, 1986
4. 3, on 13 occasions (last by Tony Lowery vs. Northw., 1990)

RECEIVING

Receptions

1. 11, Pat Richter vs. USC, 1963
1. 11, Jimmy Jones vs. Northwestern, 1964
1. 11, Louis Jung vs. Colorado, 1965
4. 10, Al Toon vs. Michigan State, 1983
5. 9, on four occasions (last by Al Toon vs. Missouri, 1984)

Yards

1. 252, Al Toon vs. Purdue, 1983
2. 193, Tim Ware vs. Northwestern, 1990
3. 170, Pat Richter vs. Illinois, 1961
4. 167, Jimmy Jones vs. Northwestern, 1964
5. 163, Pat Richter vs. USC, 1963
6. 149, Al Toon vs. Michigan State, 1983
7. 147, Tom McCauley vs. Michigan, 1966
8. 142, Larry Mialik vs. Penn State, 1970
9. 136, Al Toon vs. Iowa, 1983
10. 135, Tim Klosek vs. Michigan State, 1971
10. 135, Tom Stauss vs. Minnesota, 1979
10. 135, Tim Fullington vs. Illinois, 1985

Touchdowns

1. 3, Dave Howard vs. Iowa, 1955
1. 3, Pat Richter vs. Illinois, 1961
4. 2, on many occasions (last by Tim Ware vs. Northwestern, 1990)

TOTAL OFFENSE

Plays

1. 61, Randy Wright vs. Iowa, 1983
2. 57, Ron VanderKelen vs. USC, 1963
2. 57, Mike Kalasmiki vs. Michigan State, 1978
4. 50, Mike Carroll vs. Michigan, 1976
4. 50, Jess Cole vs. Iowa, 1981

Yards

1. 406, Ron VanderKelen vs. USC, 1963
2. 395, Tony Lowery vs. Northwestern, 1990
3. 346, Randy Wright vs. Purdue, 1983
4. 334, Randy Wright vs. Iowa, 1983
5. 324, Mike Kalasmiki vs. Minnesota, 1979

SCORING

Points

1. 30, Billy Marek vs. Minnesota, 1974
2. 24, on four occasions (last by Jess Cole vs. Minnesota, 1980)

FIELD GOALS

Attempted

1. 6, Jim Bakken vs. Minnesota, 1961
1. 6, Steve Veith vs. Northwestern, 1977
3. 5, Jim Bakken vs. Utah, 1961
3. 5, James Johnson vs. Indiana, 1968
3. 5, Todd Gregoire vs. Ohio State, 1984
3. 5, Robb Mehring vs. Minnesota, 1988

Made

1. 4, Vince Lamia vs. Minnesota, 1976
1. 4, Todd Gregoire vs. Kentucky, 1984
3. 3, on five occasions (last by Todd Gregoire vs. Indiana, 1985)

POINTS AFTER TOUCHDOWN

Attempted

1. 8, Vince Lamia vs. Missouri, 1974
1. 8, Kevin Rohde vs. Minnesota, 1983

Made

1. 8, Vince Lamia vs. Missouri, 1974
1. 8, Kevin Rohde vs. Minnesota, 1983

PUNTING

Number

1. 12, Dave Fronek vs. Nebraska, 1965
1. 12, Bob Schaffner vs. Iowa, 1968
1. 12, Brad Brekke vs. Miami, Fla., 1989
4. 11, on four occasions (last by Chris Heymans vs. Miami, 1988)

Yards

1. 500, Brad Brekke vs. Miami, Fla., 1989
2. 453, Scott Cepicky vs. Wyoming, 1986
3. 443, David Billy vs. Arizona State, 1968
4. 432, John Kiltz vs. Richmond, 1978
5. 429, David Greenwood vs. Ohio State, 1980

Average (min. 5 punts)

1. 52.2, Dick Milaeger vs. Kansas, 1976
2. 52.0, Scott Cepicky vs. UNLV, 1986
3. 51.0, George O'Brien vs. Iowa, 1952
4. 50.8, Scott Cepicky vs. Northwestern, 1985

PUNT RETURNS

Number

1. 10, Bill Lane vs. Indiana, 1951
2. 7, Greg Johnson vs. Northern Illinois, 1971
3. 6, Louis Holland vs. Indiana, 1962

3. 6, Troy Vincent vs. Michigan State, 1989
3. 6, Troy Vincent vs. Ball State, 1990

Yards

1. 158, Earl Girard vs. Iowa, 1947
2. 153, Greg Johnson vs. Northern Illinois, 1971
3. 146, Troy Vincent vs. Western Illinois, 1991
4. 128, Louis Holland vs. Indiana, 1962
5. 103, Troy Vincent vs. Northwestern, 1989

KICKOFF RETURNS

Number

1. 7, Clarence Self vs. Michigan, 1947
2. 6, Lance Moon vs. Oklahoma, 1970
2. 6, Fred Owens vs. Michigan, 1988
2. 6, Fred Owens vs. Indiana, 1989
5. 5, on many occasions

Yards

1. 178, Clarence Self vs. Michigan, 1947
2. 153, Fred Owens vs. Illinois, 1989
3. 152, Nate Odomes vs. Indiana, 1986
4. 130, Ira Matthews vs. Iowa, 1976
5. 129, Ron Smith vs. Iowa, 1964

INTERCEPTION RETURNS

Number

1. 4, Clarence Bratt vs. Minnesota, 1954
2. 3, on 10 occasions (last by Nate Odomes vs. Hawaii, 1986)

Yards

1. 103, Bob Radcliffe vs. Navy, 1949
1. 103, Ed Withers vs. Iowa, 1950
2. 98, Bass vs. Michigan State, 1978

TACKLES

Solos

1. 18, Dave Crossen vs. Oregon, 1978
2. 16, Ken Criter vs. Indiana, 1967
2. 16, Dave Lokanc vs. Indiana, 1967
2. 16, Ken Criter vs. Ohio State, 1968
5. 15, on three occasions (last by Michael Reid vs. Michigan, 1986)

Assists

1. 18, David Wings vs. Iowa, 1987
2. 17, Dave Lokanc vs. Northwestern, 1971
3. 16, Bob Richter vs. USC, 1966
3. 16, Jim Franz vs. Wyoming, 1973
5. 15, on three occasions (last by Scott Johnson vs. Iowa, 1987)

Total

1. 28, Dave Crossen vs. Purdue, 1977
2. 27, Ken Criter vs. Ohio State, 1968
2. 27, Dave Lokanc vs. Ohio State, 1972
4. 25, Mark Zakula vs. Northwestern, 1973

SINGLE-GAME RECORDS, *CONT.*

- 5. 24, Dave Lokanc vs. Indiana, 1971
- 5. 24, Dave Crossen vs. Iowa, 1977
- 5. 24, David Wings vs. Iowa, 1987
- 6. 23, Dave Lokanc vs. Northwestern, 1971
- 6. 23, Richard Jakious vs. Northwestern, 1973
- 6. 23, Dennis Stejskal vs. Purdue, 1975
- 6. 23, Dave Crossen vs. Indiana, 1976
- 6. 23, Dave Crossen vs. Oregon, 1978
- 6. 23, Larry Spurlin vs. Indiana, 1979
- 6. 23, Scott Nelson vs. Iowa, 1990
- 13. 22, Michael Reid vs. Michigan, 1986
- 13. 22, Gary Casper vs. Illinois, 1990
- 15. 21, Ken Criter vs. Iowa, 1967
- 15. 21, Ken Criter vs. Ohio State, 1967
- 15. 21, Dave Lokanc vs. Louisiana State, 1972
- 15. 21, Reggie Holt vs. Iowa, 1991
- 19. 20, on many occasions (last by Michael Reid vs. Minnesota, 1986)

TACKLES FOR LOSS

Number

- 1. 6, Darryl Sims vs. Northwestern, 1982
- 1. 6, Tim Jordan vs. Northwestern, 1985
- 3. 4, on 10 occasions (last by Don Davey vs. Northwestern, 1990)

Yards

- 1. 43, Darryl Sims vs. Northwestern, 1982
- 2. 41, John Tietz vs. Michigan, 1967
- 3. 33, Tim Jordan vs. Northwestern, 1985
- 4. 26, Ed Albright vs. Northern Illinois, 1971
- 5. 25, Dick Hyland vs. Indiana, 1968

PASSES DEFENDED

Number

- 1. 4, Neovia Greyer vs. Indiana, 1970
- 1. 4, Steve Wagner vs. Purdue, 1974
- 1. 4, Steve Wagner vs. Indiana, 1974
- 1. 4, Ken Dixon vs. North Dakota, 1976
- 1. 4, Matt VandenBoom vs. Tennessee, 1981

FUMBLES RECOVERED


Number

- 1. 3, Michael Reid vs. Ohio State, 1985
- 2. 2, on 11 occasions (last by Robb Johnston vs. Wyoming, 1986)


BLOCKED KICKS

Number


- 1. 3, Richard Johnson vs. Missouri, 1984
- 2. 2, Nate Odomes vs. Indiana, 1985
- 3. 1, on many occasions (last by Jeff Wirth vs. Indiana, 1991)



Quarterback Jess Cole rushed for four touchdowns against Minnesota in 1980.



Michael Reid recovered three fumbles in a 12-7 Badger upset at Ohio State in 1985.



Tim Ware had 193 yards receiving at Northwestern in 1990. It was a Big Ten season-high for receiving yards.

SEASON RECORDS

Explanation of records

The historical records listed in this media guide are based upon seasons from 1946-91. The NCAA recognizes the modern era of college football beginning in 1946. All varsity games, including postseason bowls, are included in these totals.

RUSHING

Attempts

1. 272, Billy Marek, 1975
2. 249, Rufus Ferguson, 1971
3. 241, Billy Marek, 1973
4. 233, Alan Ameche, 1952
5. 224, Larry Emery, 1985

Yards

1. 1,281, Billy Marek, 1975
2. 1,222, Rufus Ferguson, 1971
3. 1,215, Billy Marek, 1974
4. 1,207, Billy Marek, 1973
5. 1,113, Larry Emery, 1985
6. 1,079, Alan Ameche, 1952
7. 1,004, Rufus Ferguson, 1972
8. 993, Larry Canada, 1976
9. 955, Marvin Artley, 1987
10. 855, Larry Emery, 1986
11. 848, Marck Harrison, 1984
12. 824, Alan Ameche, 1951
13. 801, Alan Ameche, 1953
14. 777, Gary Ellerson, 1983
15. 715, Troy King, 1982

Average (min. 50 att.)

1. 7.4, Harland Carl, 1952
2. 6.7, Troy King, 1982
3. 6.5, Marvin Artley, 1987
4. 6.4, Danny Lewis, 1957
4. 6.4, Joe Armentrout, 1985

Touchdowns

1. 18, Billy Marek, 1974
2. 13, Rufus Ferguson, 1971
2. 13, Billy Marek, 1973
2. 13, Billy Marek, 1975
5. 11, Gary Ellerson, 1983

PASSING

Attempts

1. 330, Randy Wright, 1982
2. 323, Randy Wright, 1983
3. 314, Mike Howard, 1984
4. 280, Tony Lowery, 1990
5. 262, Mike Carroll, 1976

Completions

1. 182, Mike Howard, 1984
2. 174, Randy Wright, 1982
3. 173, Randy Wright, 1983
4. 159, Tony Lowery, 1990
5. 132, Mike Carroll, 1976

Percentage (min. 100 att.)

1. 60.2, John Coatta, 1950
2. 58.0, Mike Howard, 1984
3. 57.4, Ron VanderKelen, 1962
4. 56.8, Tony Lowery, 1990
5. 56.4, Mike Howard, 1985

Yards

1. 2,329, Randy Wright, 1983
2. 2,292, Randy Wright, 1982
3. 2,127, Mike Howard, 1984
4. 1,757, Tony Lowery, 1990
5. 1,627, Mike Carroll, 1976
6. 1,582, Ron VanderKelen, 1962
7. 1,552, Jim Haluska, 1952
8. 1,487, Ron Miller, 1961
9. 1,378, Mike Kalasmiki, 1978
10. 1,351, Ron Miller, 1960
11. 1,313, Neil Graff, 1970
12. 1,300, Neil Graff, 1971
13. 1,269, Jess Cole, 1981
14. 1,212, Gregg Bohlig, 1974
15. 1,211, Gregg Bohlig, 1973

Touchdowns

1. 19, Randy Wright, 1983
2. 15, Randy Wright, 1982
3. 14, Ron VanderKelen, 1962
4. 13, Mike Carroll, 1976
5. 12, Jim Haluska, 1952
5. 12, Mike Kalasmiki, 1978
5. 12, Jess Cole, 1981

RECEIVING

Receptions

1. 54, Al Toon, 1984
2. 49, Pat Richter, 1962
3. 47, Pat Richter, 1961
4. 46, Tom McCauley, 1966

4. 46, Bret Pearson, 1984
6. 45, Al Toon, 1983
7. 42, Mel Reddick, 1967
8. 39, Dennis Lager, 1965
8. 39, Albert Hannah, 1971
10. 38, David Charles, 1978
10. 38, Tom Stauss, 1979

Yards

1. 881, Al Toon, 1983
2. 817, Pat Richter, 1961
3. 750, Al Toon, 1984
4. 702, Larry Mialik, 1970
5. 694, Pat Richter, 1962
6. 689, Tom McCauley, 1966
7. 660, Tom Stauss, 1979
8. 614, Tim Stracka, 1982
9. 608, Albert Hannah, 1971
10. 573, David Charles, 1978
11. 529, James Jones, 1964
12. 528, Jeff Mack, 1972
13. 525, Tom McCauley, 1967
14. 524, Mel Reddick, 1967
15. 473, Tim Ware, 1990

Average (min. 25 rec.)

1. 21.3, Larry Mialik, 1970
2. 19.6, Jeff Mack, 1972
2. 19.6, Al Toon, 1983
4. 17.6, Tim Klosek, 1971
5. 17.5, Michael Jones, 1981
5. 17.5, Tim Stracka, 1982

Touchdowns

1. 9, Al Toon, 1983
2. 8, Pat Richter, 1961
3. 7, Larry Mialik, 1970
4. 6, Pat Richter, 1962
5. 5, Jeff Mack, 1972
5. 5, David Charles, 1978
5. 5, Al Toon, 1982
5. 5, Al Toon, 1984

TOTAL OFFENSE


Plays

1. 401, Randy Wright, 1982
1. 401, Mike Howard, 1984
3. 383, Randy Wright, 1983
4. 356, Tony Lowery, 1990
5. 335, Neil Graff, 1970

Yards

1. 2,481, Randy Wright, 1982
2. 2,418, Randy Wright, 1983
3. 2,138, Mike Howard, 1984
4. 1,839, Ron VanderKelen, 1962
5. 1,773, Mike Carroll, 1976
6. 1,755, Tony Lowery, 1990

SEASON RECORDS, CONT.



Rufus Ferguson

7. 1,561, Neil Graff, 1970
8. 1,552, Jess Cole, 1981
9. 1,547, Mike Kalasmiki, 1978
10. 1,486, Neil Graff, 1971

Yards per game

1. 219.8, Randy Wright, 1983
2. 206.8, Randy Wright, 1982
3. 194.4, Mike Howard, 1984
4. 183.9, Ron VanderKelen, 1962
5. 161.2, Mike Carroll, 1976

SCORING

Points

1. 114, Billy Marek, 1974
2. 84, Billy Marek, 1973
2. 84, Todd Gregoire, 1984
4. 80, Rufus Ferguson, 1971
4. 80, Billy Marek, 1975
6. 72, Vince Lamia, 1976
6. 72, Louis Holland, 1962
8. 67, Todd Gregoire, 1985
9. 66, Todd Gregoire, 1987
10. 66, Gary Ellerson, 1983

FIELD GOALS

Attempted

1. 26, Todd Gregoire, 1984
2. 22, Todd Gregoire, 1985
3. 21, Vince Lamia, 1976
4. 20, Todd Gregoire, 1987



Danny Crooks

5. 17, Steve Veith, 1977
5. 17, Todd Gregoire, 1986
5. 17, Rich Thompson, 1989

Made

1. 20, Todd Gregoire, 1984
2. 16, Todd Gregoire, 1985
2. 16, Todd Gregoire, 1987
4. 13, Vince Lamia, 1976
4. 13, Todd Gregoire, 1986

Percentage (min. 15 att.)

1. 80.0, Todd Gregoire [16-20], 1987
2. 76.9, Todd Gregoire [20-26], 1984
3. 76.5, Todd Gregoire [13-17], 1986
4. 72.7, Todd Gregoire [16-22], 1985
5. 64.7, Rich Thompson [11-17], 1989


POINTS AFTER TOUCHDOWN

Attempted

1. 48, Kevin Rohde, 1983
2. 41, Vince Lamia, 1974
3. 34, Vince Lamia, 1976
4. 32, Gary Kroner, 1962
4. 32, Mark Doran, 1981

Made

1. 45, Kevin Rohde, 1983
2. 40, Vince Lamia, 1974
3. 33, Vince Lamia, 1976
4. 32, Gary Kroner, 1962



Thad McFadden

4. 32, Mark Doran, 1981

Percentage (min. 25 att.)

1. 100.0, Gary Kroner [32-32], 1962
1. 100.0, Mark Doran [32-32], 1981
1. 100.0, Roger Jaeger [27-27], 1971
4. 97.6, Vince Lamia [40-41], 1974
5. 97.1, Vince Lamia [33-34], 1976

PUNTING

Number

1. 72, Dave Fronek, 1965
2. 70, David Greenwood, 1980
2. 70, Brad Brekke, 1990
4. 68, David Greenwood, 1981
5. 67, Scott Cepicky, 1986
5. 67, Brad Brekke, 1989

Yards

1. 2,879, Scott Cepicky, 1986
2. 2,667, Brad Brekke, 1990
3. 2,648, Scott Cepicky, 1985
4. 2,618, Dave Fronek, 1965
5. 2,564, Brad Brekke, 1989

Average (min. 20 punts)

1. 43.0, Scott Cepicky, 1986
2. 42.2, Dick Milaeger, 1975
3. 42.0, Scott Cepicky, 1985
4. 41.9, Jim Bakken, 1960
5. 41.5, Jim Hammond, 1950

PUNT RETURNS

Number

1. 32, Thad McFadden, 1984
2. 25, Troy Vincent, 1991
3. 24, Troy Vincent, 1990
4. 21, Thad McFadden, 1981
4. 21, Nate Odomes, 1986

Yards

1. 394, Thad McFadden, 1984
2. 283, Gene Evans, 1949
3. 276, Troy Vincent, 1990
4. 270, Ira Matthews, 1978
5. 262, Troy Vincent, 1991

Average (min. 15 ret.)

1. 16.9, Ira Matthews, 1978
2. 13.8, Troy Vincent, 1989
3. 12.3, Thad McFadden, 1984
4. 11.5, Troy Vincent, 1990
5. 11.1, Nate Odomes, 1985

KICKOFF RETURNS

Number

1. 30, Fred Owens, 1988
1. 30, Fred Owens, 1989
3. 25, Greg Johnson, 1969
3. 25, Nate Odomes, 1986
5. 24, Marvin Neal, 1979

Yards

1. 616, Nate Odomes, 1986
2. 541, Greg Johnson, 1969
3. 540, Greg Johnson, 1971
4. 539, Fred Owens, 1988
4. 539, Fred Owens, 1989

Average (min. 10 ret.)

1. 29.6, Ira Matthews, 1976
2. 29.3, Danny Crooks, 1970
3. 28.4, Greg Johnson, 1971
4. 27.9, Michael Jones, 1984
5. 26.7, Dan Kissling, 1986

INTERCEPTION RETURNS

Number

1. 9, Neovia Greyer, 1970
2. 7, Dale Hackbart, 1958
2. 7, Scott Erdmann, 1976
2. 7, Nate Odomes, 1986
5. 6, Jim Embach, 1949
5. 6, Bill Lane, 1951
5. 6, Jim Miller, 1954
5. 6, Dave Fronek, 1965

5. 6, Tom Schinke, 1966
5. 6, David Greenwood, 1981
5. 6, Matt VandenBoom, 1981

Yards

1. 156, David Greenwood, 1981
2. 143, Scott Erdmann, 1976
3. 135, Bob Radcliffe, 1949
4. 122, Pat Levenhagen, 1955
5. 117, Jim Miller, 1954

Average (min. 4 ret.)

1. 30.5, Pat Levenhagen, 1955
2. 26.5, Jim Nettles, 1962
2. 26.5, Russ Bellford, 1983
4. 26.0, David Greenwood, 1981
5. 25.8, Ed Withers, 1950

TACKLES

Solos

1. 102, Michael Reid, 1986
2. 101, Dave Lokanc, 1972
3. 85, Ken Criter, 1967
3. 85, Dave Crossen, 1977
5. 84, Craig Raddatz, 1985

Assists

1. 90, Dave Crossen, 1977
2. 88, David Wings, 1987
3. 84, Ken Criter, 1967
4. 83, Dave Lokanc, 1971
5. 80, Dave Lokanc, 1972

Total

1. 181, Dave Lokanc, 1972
2. 175, Dave Crossen, 1977
3. 169, Ken Criter, 1967
4. 162, Dave Lokanc, 1971
5. 156, Michael Reid, 1986
6. 144, Reggie Holt, 1991
7. 140, Carl Winfrey, 1970
7. 140, Gary Casper, 1990
9. 138, Rick Jakious, 1973
10. 135, Tim Krumrie, 1981
11. 134, David Wings, 1987
12. 133, Ken Criter, 1968
12. 133, Dave Crossen, 1978
14. 131, Tom Domres, 1967
14. 131, Brendan Lynch, 1991
16. 130, Jim Melka, 1982
17. 129, Gary Casper, 1991
18. 127, Jim Melka, 1984
19. 123, Greg Thomas, 1990
20. 122, Don Davey, 1990

TACKLES FOR LOSS

Number

1. 24, Don Davey, 1990
1. 24, Darryl Sims, 1982
3. 18, Dave Ahrens, 1980
4. 14, John Tietz, 1967
5. 13, Ed Albright, 1971
5. 13, Mike Thompson, 1991
7. 12, Jim DeLisle, 1968
7. 12, Tim Jordan, 1984
7. 12, Tim Jordan, 1985
10. 11, Jim Stejskal, 1976
10. 11, Rick Graf, 1984
10. 11, Dan Batsch, 1990
10. 11, Gary Casper, 1991

Yards

1. 117, Don Davey, 1990
2. 103, Darryl Sims, 1982
3. 86, John Tietz, 1967
4. 78, Tim Jordan, 1984
5. 77, Dave Ahrens, 1980
6. 68, Tim Jordan, 1985
7. 66, Dave Ahrens, 1978
8. 64, Jim DeLisle, 1968
8. 64, Rick Graf, 1984
10. 60, Gary Buss, 1968

PASSES DEFENDED

Number

1. 13, Troy Vincent, 1991
2. 12, Ken Dixon, 1976
3. 11, Steve Wagner, 1974
4. 10, Tom McCauley, 1968
4. 10, Nate Butler, 1970
4. 10, Matt VandenBoom, 1981
4. 10, Troy Vincent, 1990

FUMBLES RECOVERED

Number

1. 5, Ed Bosold, 1972
2. 4, Jim DeLisle, 1968
2. 4, Nate Butler, 1970
2. 4, Scott Erdmann, 1977

BLOCKED KICKS

Number

1. 6, Richard Johnson, 1984
2. 2, Richard Johnson, 1982
2. 2, Bob Taylor, 1984
2. 2, Nate Odomes, 1986

CAREER RECORDS

RUSHING

Attempts

1. 719, Billy Marek, 1972-75
2. 701, Alan Ameche, 1951-54
3. 594, Rufus Ferguson, 1970-72
4. 582, Larry Emery, 1983-86
5. 462, Alan Thompson, 1969-71

Yards

1. 3,709, Billy Marek, 1972-75
2. 3,345, Alan Ameche, 1951-54
3. 2,979, Larry Emery, 1983-86
4. 2,814, Rufus Ferguson, 1970-72
5. 2,005, Alan Thompson, 1969-71
6. 1,991, Marvin Artley, 1985-88
7. 1,714, Larry Canada, 1973-76
8. 1,710, Dave Mohapp, 1978-81
9. 1,661, Ken Starch, 1972-75
10. 1,640, Ira Matthews, 1975-78
11. 1,576, Joe Armentrout, 1983-86
12. 1,560, John Williams, 1979-82
13. 1,460, Danny Lewis, 1955-57
14. 1,456, Troy King, 1979-82
15. 1,354, Mike Morgan, 1974-77
16. 1,259, Chucky Davis, 1979-81
17. 1,180, Marck Harrison, 1981-84
18. 1,153, Gary Ellerson, 1981-83
19. 1,097, Dale Hackbart, 1957-59
20. 1,051, Ben Bendrick, 1946-48*

*Bendrick's total does not include the 1945 season, considered prior to the modern era by the NCAA.

Average (min. 300 att.)

1. 5.17, Ken Starch, 1973-75
2. 5.16, Billy Marek, 1972-75
3. 5.12, Larry Emery, 1983-86
4. 5.05, Ira Matthews, 1975-78
5. 5.02, Marvin Artley, 1985-88

Touchdowns

1. 44, Billy Marek, 1972-75
2. 26, Rufus Ferguson, 1970-72
3. 25, Alan Ameche, 1951-54
4. 21, Dale Hackbart, 1957-59
5. 19, Alan Thompson, 1969-71
5. 19, Larry Emery, 1983-86

PASSING

Attempts

1. 714, Randy Wright, 1981-83
2. 648, Tony Lowery, 1987-88, 90-91
3. 551, Neil Graff, 1969-71
4. 547, Mike Howard, 1983-86
5. 432, Jim Haluska, 1952, 54-55
5. 432, John Ryan, 1966-68

Explanation of records

The historical records listed in this media guide are based upon seasons from 1946-91. The NCAA recognizes the modern era of college football beginning in 1946. All varsity games, including postseason bowls, are included in these totals.

Completions

1. 377, Randy Wright, 1981-83
2. 355, Tony Lowery, 1987-88, 90-91
3. 307, Mike Howard, 1983-86
4. 273, Neil Graff, 1969-71
5. 230, Jim Haluska, 1952, 54-55

Percentage (min. 300 att.)

1. 56.1, Mike Howard, 1983-86
2. 54.7, Tony Lowery, 1987-88, 90-91
3. 53.2, Jim Haluska, 1952, 54-55
4. 52.8, Randy Wright, 1981-83
5. 52.1, Ron Miller, 1960-61

Yards

1. 5,003, Randy Wright, 1981-83
2. 4,006, Tony Lowery, 1987-88, 90-91
3. 3,699, Neil Graff, 1969-71
4. 3,402, Mike Howard, 1983-86
5. 3,093, Jim Haluska, 1952, 54-55
6. 2,838, Ron Miller, 1960-61
7. 2,626, Mike Kalasmiki, 1977-79
8. 2,579, Gregg Bohlig, 1972-74
9. 2,335, Mike Carroll, 1975-76
10. 2,293, Harold Brandt, 1962-64
11. 2,181, Bud Keyes, 1985-87
12. 2,140, John Coatta, 1949-51
13. 2,064, John Boyajian, 1965-67
14. 1,991, John Ryan, 1966-68
15. 1,582, Ron VanderKelen, 1962
16. 1,554, Jim Miller, 1953-55
17. 1,543, Jess Cole, 1980-81
18. 1,536, Dale Hackbart, 1957-59
19. 1,529, Rudy Steiner, 1971-72
20. 1,157, Charles Burt, 1965-67

Touchdowns

1. 38, Randy Wright, 1981-83
2. 23, Neil Graff, 1969-71

3. 20, Jim Haluska, 1952, 54-55
3. 20, Mike Howard, 1983-86
5. 19, Ron Miller, 1960-61

RECEIVING

Receptions

1. 131, Al Toon, 1982-84
2. 121, Pat Richter, 1960-62
3. 113, Mel Reddick, 1967-69
4. 101, David Charles, 1976-78
5. 92, Tim Stracka, 1978-80, 82
6. 87, Michael Jones, 1981-84
7. 84, Tom McCauley, 1966-68
8. 82, Bill Fritz, 1965-67
9. 76, Bret Pearson, 1981-84
10. 69, Joe Armentrout, 1983-86

Yards

1. 2,103, Al Toon, 1982-84
2. 1,873, Pat Richter, 1960-62
3. 1,459, David Charles, 1976-78
4. 1,433, Tim Stracka, 1978-80, 82
5. 1,320, Mel Reddick, 1967-69
6. 1,266, Michael Jones, 1981-84
7. 1,251, Tom McCauley, 1966-68
8. 1,108, Jeff Mack, 1972-74
9. 1,025, Al Hannah, 1969-71
10. 965, Jack Novak, 1972-74
11. 933, Thad McFadden, 1980-84
12. 908, James Jones, 1963-64
13. 883, Larry Mialik, 1969-71
14. 866, Bill Williams, 1986-90
15. 830, Jerry Witt, 1951-53
16. 815, Tom Stauss, 1977-79
17. 809, Bill Fritz, 1965-67
18. 796, Bret Pearson, 1981-84
19. 710, Ray Sydnor, 1978-79
20. 704, Stu Voigt, 1967-69

Average (min. 50 rec.)

1. 19.44, Jeff Mack, 1972-74
2. 17.66, Larry Mialik, 1969-71
3. 17.37, Al Hannah, 1969-71
4. 16.21, James Jones, 1963-64
5. 16.05, Al Toon, 1982-84

Touchdowns

1. 19, Al Toon, 1982-84
2. 15, Pat Richter, 1960-62
3. 12, Michael Jones, 1981-84
4. 11, David Charles, 1976-78
5. 10, Jeff Mack, 1972-74

TOTAL OFFENSE

Plays

1. 939, Tony Lowery, 1987-88, 90-91
2. 876, Neil Graff, 1969-71

3. 865, Randy Wright, 1981-83
4. 719, Billy Marek, 1972-75
5. 707, Mike Howard, 1983-86

Yards

1. 5,350, Randy Wright, 1981-83
2. 4,207, Tony Lowery, 1987-88, 90-91
3. 4,134, Neil Graff, 1969-71
4. 3,709, Billy Marek, 1972-75
5. 3,345, Alan Ameche, 1951-54
6. 3,308, Mike Howard, 1983-86
7. 2,979, Larry Emery, 1983-86
8. 2,814, Rufus Ferguson, 1970-72
9. 2,633, Dale Hackbart, 1957-59
10. 2,005, Alan Thompson, 1969-71

SCORING

Points

1. 278, Billy Marek, 1972-75
1. 278, Todd Gregoire, 1984-87
3. 180, Vince Lamia, 1973-76
4. 158, Rufus Ferguson, 1970-72
5. 150, Alan Ameche, 1951-54
6. 138, Louis Holland, 1961-63
7. 136, Alan Thompson, 1969-71
8. 134, Dale Hackbart, 1957-59
9. 116, Al Toon, 1982-84
10. 114, Ira Matthews, 1974-78
10. 114, Larry Emery, 1983-86

FIELD GOALS

Attempted

1. 85, Todd Gregoire, 1984-87
2. 41, Rich Thompson, 1987-90
3. 39, Vince Lamia, 1973-76
4. 35, Steve Veith, 1977-79
5. 32, Roger Jaeger, 1969-71

Made

1. 65, Todd Gregoire, 1984-87
2. 25, Vince Lamia, 1973-76
2. 25, Rich Thompson, 1987-90
4. 16, Steve Veith, 1977-79
5. 15, Roger Jaeger, 1969-71

Percentage (min. 30 att.)

1. 76.5, Todd Gregoire [65-85], 1984-87
2. 64.1, Vince Lamia [25-39], 1973-76
3. 61.0, Rich Thompson [25-41], 1987-90
4. 46.9, Roger Jaeger [15-32], 1969-71
5. 45.7, Steve Veith [16-35], 1977-79

POINTS AFTER TOUCHDOWN

Attempted

1. 110, Vince Lamia, 1973-76

2. 96, Lisle Blackburn, 1946-49
3. 86, Todd Gregoire, 1984-87
4. 72, Paul Shwaiko, 1952, 54-55, 58
5. 66, Roger Jaeger, 1969-71

Made

1. 105, Vince Lamia, 1973-76
2. 83, Todd Gregoire, 1984-87
3. 66, Lisle Blackburn, 1946-49
4. 61, Paul Shwaiko, 1952, 54-55, 58
4. 61, Roger Jaeger, 1969-71
4. 61, Kevin Rohde, 1982-83

Percentage (min. 50 att.)

1. 96.5, Todd Gregoire [83-86], 1984-87
2. 95.5, Vince Lamia [105-110], 1973-76
3. 95.3, Kevin Rohde [61-64], 1982-83
4. 92.9, Mark Doran [52-56], 1980-82
5. 92.4, Roger Jaeger [61-66], 1969-71


PUNTING

Number

1. 249, Scott Cepicky, 1984-87
2. 192, Brad Brekke, 1988-90
3. 191, David Greenwood, 1979-82
4. 133, T.A. Cox, 1944, 46-48
5. 120, Dick Milaeger, 1975-77

Yards

1. 10,235, Scott Cepicky, 1984-87
2. 7,208, David Greenwood, 1979-82
3. 7,149, Brad Brekke, 1988-90
4. 4,998, T.A. Cox, 1944, 46-48
5. 4,881, Dick Milaeger, 1975-77



Tim Krumrie

Average (min. 100 punts)

1. 41.1, Scott Cepicky, 1984-87
2. 40.7, Dick Milaeger, 1975-77
3. 40.1, Jim Bakken, 1959-61
4. 39.8, John Krugman, 1970-71
5. 37.7, David Greenwood, 1979-82

PUNT RETURNS

Number

1. 75, Thad McFadden, 1980-81, 83-84
2. 68, Troy Vincent, 1988-91
3. 45, Ira Matthews, 1975-78
4. 37, Jim Miller, 1953-55
5. 36, Nate Odomes, 1984-86

Yards

1. 783, Thad McFadden, 1980-81, 83-84
2. 773, Troy Vincent, 1988-91
3. 443, Ira Matthews, 1975-78
4. 367, Jim Miller, 1953-55
5. 359, Nate Odomes, 1984-86

Average (min. 25 ret.)

1. 11.4, Troy Vincent, 1988-91
2. 10.4, Thad McFadden, 1980-81, 83-84
3. 9.97, Nate Odomes, 1984-86
4. 9.92, Jim Miller, 1953-55
5. 9.88, Lou Holland, 1961-63

Touchdowns

1. 4, Ira Matthews, 1975-78
2. 3, Troy Vincent, 1988-91

KICKOFF RETURNS

Number

1. 84, Fred Owens, 1987-89
2. 51, Marvin Neal, 1979-83
3. 44, Greg Johnson, 1969, 71
3. 44, Mike Morgan, 1974-76
5. 43, Ira Matthews, 1975-78

Yards

1. 1,554, Fred Owens, 1987-89
2. 1,081, Greg Johnson, 1969, 71
3. 1,009, Marvin Neal, 1979-81, 83
4. 989, Ira Matthews, 1975-78
5. 940, Tom Schinke, 1965-67

Average (min. 30 ret.)

1. 24.6, Greg Johnson, 1969, 71
2. 23.8, Chris Davis, 1971-73
3. 23.5, Ron Smith, 1962-64
3. 23.5, Tom Schinke, 1965-67
5. 23.0, Ira Matthews, 1975-78

CAREER RECORDS, *CONT.*



Ira Matthews led the Badgers in rushing, scoring, punt returns and kickoff returns during his career.



Ken Starch averaged 5.17 yards per carry in his career, just ahead of teammate Billy Marek (5.16).

Touchdowns

1. 2, Danny Crooks, 1969-71
1. 2, Ira Matthews, 1975-78

INTERCEPTION RETURNS

Number

1. 18, Neovia Greyer, 1969-71
2. 10, David Greenwood, 1979-81
3. 9, Dave Fronek, 1963-65
3. 9, Craig Raddatz, 1983-86
3. 9, Nate Odomes, 1984-86
3. 9, Eddie Fletcher, 1988-91

Yards

1. 285, Neovia Greyer, 1969-71
2. 200, Ed Withers, 1949-51
3. 178, David Greenwood, 1979-81
4. 169, Jim Nettles, 1961-63
5. 159, Jim Miller, 1953-55

Average (min. 8 ret.)

1. 25.0, Ed Withers, 1949-51
2. 21.1, Jim Nettles, 1961-63
3. 19.9, Jim Miller, 1953-55
4. 18.6, Steve Wagner, 1973-75
5. 18.3, Scott Erdmann, 1975-78

Touchdowns

1. 2, Jim Nettles, 1961-63
1. 2, Steve Wagner, 1973-75

TACKLES

Solos

1. 276, Tim Krumrie, 1979-82
2. 218, Dave Lokanc, 1970-72
3. 222, Dave Crossen, 1975-78
4. 211, Jim Melka, 1981-84
5. 201, Ken Criter, 1966-68

Assists

1. 205, Dave Crossen, 1975-78
2. 198, Jim Melka, 1981-84
3. 191, Greg Thomas, 1987-90
4. 185, Dave Lokanc, 1970-72
5. 168, Tim Krumrie, 1979-82

Total

1. 444, Tim Krumrie, 1979-82
2. 427, Dave Crossen, 1975-78
3. 409, Jim Melka, 1981-84
4. 377, Dave Lokanc, 1970-72
5. 364, Ken Criter, 1966-68
6. 359, Greg Thomas, 1987-90
7. 340, Brendan Lynch, 1988-91
8. 317, Michael Reid, 1983-86
9. 307, Malvin Hunter, 1987-90
10. 305, Gary Casper, 1989-91
11. 283, Dennis Stejskal, 1975-77

12. 280, Dave Ahrens, 1977-80
13. 278, David Wings, 1985-88
14. 267, Don Davey, 1987-90
15. 266, Chuck Winfrey, 1968-70
16. 262, Craig Raddatz, 1983-86
17. 260, Dave Levenick, 1977-78, 80-81
18. 251, Bill Gregory, 1968-70
18. 251, Rick Jackious, 1972-74
20. 238, Jim DeLisle, 1968-70

TACKLES FOR LOSS

Number

1. 49, Don Davey, 1987-90
2. 43, Dave Ahrens, 1977-80
3. 40, Darryl Sims, 1980-82, 84
4. 33, Tim Jordan, 1983-86
5. 30, Gary Buss, 1968-70

Yards

1. 247, Don Davey, 1987-90
2. 212, Dave Ahrens, 1977-80
3. 198, Tim Jordan, 1983-86
4. 189, Darryl Sims, 1980-82, 84
5. 108, Rick Graf, 1983-86

PASSES DEFENDED

Number

1. 31, Troy Vincent, 1988-91
2. 22, Steve Wagner, 1973-75
3. 18, LaMarr White, 1987-90
4. 16, Lawrence Johnson, 1976-78
4. 16, Nate Odomes, 1984-86
6. 15, Clint Sims, 1979-82
6. 15, David Greenwood, 1979-82
8. 14, Ken Dixon, 1975-76
8. 14, Ross Anderson, 1978-80
8. 14, Richard Johnson, 1982-84

FUMBLES RECOVERED

Number

1. 7, Dan Batsch, 1987-90
2. 6, Dave Ahrens, 1977-80
2. 6, Rick Graf, 1983-86
4. 5, Jim Heinecke, 1957-59
4. 5, Jerry Stalcup, 1957-59
4. 5, Scott Erdmann, 1975-78
4. 5, Clint Sims, 1979-82
4. 5, Michael Reid, 1983-86
4. 5, Charlie Fawley, 1983-86
4. 5, Malvin Hunter, 1987-90

BLOCKED KICKS

Number

1. 8, Richard Johnson, 1982-84
2. 2, Bob Taylor, 1982, 84-86
2. 2, Nate Odomes, 1984-86

PRE-MODERN ERA RECORDS



Pre-modern era Badger stars included Pat O'Dea (above) and Jack Wink, Jerry Thompson and Elroy Hirsch (below, left to right).

The National Collegiate Athletic Association recognizes official football statistics and records beginning with the 1946 season. The NCAA does not recognize marks set prior to the "modern era." Obviously, many great performances were turned in by Badgers prior to that season.

Following are some of the individual performances by Wisconsin players prior to the 1946 season, which would rank on the school's all-time lists.

Game performances



Rushing attempts — 37, Jerry Thompson vs Iowa, 1944
 TDs rushing — 4, Rowdy Elliott vs Lawrence, 1920
 TDs receiving — 3, Dave Schreiner vs Marquette, 1942
 Points — 27, Rowdy Elliott vs Lawrence, 1920
 Field goals made — 4, Pat O'Dea vs Beloit, 1899
 PAT attempts — 11, Eber Simpson vs Lawrence, 1915
 PAT attempts — 8, Eber Simpson vs Marquette, 1915
 PATs — 10, Eber Simpson vs Lawrence, 1915
 PATs — 8, Eber Simpson vs Marquette, 1915
 Punting average — 50.0, Frank Bellows vs Chicago, 1914
 Interception yards — 110, Jack Wink vs Great Lakes, 1942
 Interception yards — 105, Coots Cunningham vs Purdue, 1907

Season records

Field goals made — 14 by Pat O'Dea, 1899
 Interceptions — 6 by Elroy Hirsch, 1942
 Interception return yards — 175 by Jack Wink, 1942

Career marks

Field goals made — 32, Pat O'Dea, 1897-99
 Interception return yards — 196, Jack Wink, 1942, 46-47



YEARLY LEADERS

Rushing (based on yardage)

Year	Player	Att.	Yards	Avg.	TD
1991	Terrell Fletcher	109	446	4.1	4
1990	Robert Williams	139	541	3.9	3
1989	Jimmy Henderson	102	426	4.2	0
1988	Marvin Artley	132	516	3.9	1
1987	Marvin Artley	148	955	6.5	9
1986	Larry Emery	193	855	4.4	4
1985	Larry Emery	224	1,113	5.0	8
1984	Marck Harrison	179	848	4.7	3
1983	Gary Ellerson	161	777	4.8	11
1982	Troy King	106	715	6.7	7
1981	John Williams	116	634	5.5	3
1980	John Williams	119	526	4.4	0
1979	Dave Mohapp	117	603	5.2	4
1978	Ira Matthews	130	654	5.0	3
1977	Mike Morgan	124	478	3.9	3
1976	Larry Canada	221	993	4.5	6
1975	Billy Marek	272	1,281	4.7	13
1974	Billy Marek	205	1,215	5.9	18
1973	Billy Marek	241	1,207	5.0	13
1972	Rufus Ferguson	215	1,004	4.7	7
1971	Rufus Ferguson	249	1,222	4.9	13
1970	Rufus Ferguson	130	588	4.5	6
1969	Alan Thompson	214	907	4.2	9
1968	Wayne Todd	100	364	3.6	0
1967	John Smith	96	362	3.8	0
1966	Wayne Todd	128	480	3.8	2
1965	Tom Jankowski	86	271	3.1	0
1964	Ronald Smith	101	438	4.4	1
1963	Louis Holland	88	511	5.8	2
1962	Ralph Kurek	67	367	5.5	7
1961	Jim Nettles	39	213	5.4	2
1960	Tom Wiesner	87	374	4.3	2
1959	Dale Hackbart	103	387	3.8	6
1958	John Hobbs	117	401	3.4	3
1957	Danny Lewis	95	611	6.4	5
1956	Danny Lewis	100	554	5.5	3
1955	Charles Thomas	98	477	4.9	6
1954	Alan Ameche	146	641	4.4	9
1953	Alan Ameche	165	801	4.9	5
1952	Alan Ameche	233	1079	4.6	7
1951	Alan Ameche	157	824	5.2	4
1950	Rollie Strehlow	101	398	3.9	2
1949	Bob Teague	96	521	5.4	4
1948	Ben Bendrick	64	327	5.1	1
1947	Clarence Self	75	526	7.0	6
1946	Earl Maves	92	538	5.9	2

Passing (based on yardage)

Year	Player	Att.	Comp.	Yards	TD
1991	Tony Lowery	158	87	965	6
1990	Tony Lowery	280	159	1,757	5
1989	Sean Wilson	129	66	667	3
1988	Tony Lowery	121	67	712	1

Year	Player	Att.	Comp.	Yards	TD
1987	Tony Lowery	89	42	572	2
1986	Bud Keyes	174	93	1,002	5
1985	Bud Keyes	147	60	829	8
1984	Mike Howard	314	182	2,127	11
1983	Randy Wright	323	173	2,329	19
1982	Randy Wright	330	174	2,292	15
1981	Jess Cole	215	90	1,269	12
1980	John Josten	138	53	622	1
1979	Mike Kalasmiki	137	72	1,082	5
1978	Mike Kalasmiki	231	107	1,378	12
1977	Anthony Dudley	127	64	877	2
1976	Mike Carroll	262	132	1,627	13
1975	Mike Carroll	123	58	708	0
1974	Gregg Bohlig	143	79	1,212	8
1973	Gregg Bohlig	172	78	1,211	8
1972	Rudy Steiner	150	62	1,080	9
1971	Neil Graff	186	97	1,300	5
1970	Neil Graff	174	83	1,313	11
1969	Neil Graff	191	93	1,086	7
1968	John Ryan	202	84	855	3
1967	John Boyajian	152	79	966	3
1966	John Boyajian	129	64	863	3
1965	Chuck Burt	235	121	1,143	5
1964	Harold Brandt	176	85	1,059	4
1963	Harold Brandt	181	86	1,006	6
1962	Ron VanderKelen	216	124	1,582	14
1961	Ron Miller	198	104	1,487	11
1960	Ron Miller	188	97	1,351	8
1959	Dale Hackbart	108	51	734	2
1958	Dale Hackbart	99	46	641	4
1957	Sid Williams	54	25	451	4
1956	Sid Williams	19	10	216	0
1955	Jim Haluska	132	71	1,036	6
1954	Jim Miller	88	46	608	5
1953	Jim Miller	69	36	683	6
1952	Jim Haluska	225	123	1,552	12
1951	John Coatta	185	91	1,154	8
1950	John Coatta	108	65	727	6
1949	Bob Petruska	106	45	620	6
1948	Bob Petruska	26	11	125	0
1947	Earl Girard	55	25	322	4
1946	Lisle Blackburn	26	10	175	1

Receiving (based on yardage)

Year	Player	No.	Yards	Avg.	TD
1991	Lee DeRamus	23	374	16.3	3
1990	Tim Ware	24	473	19.7	2
1989	Craig Hudson	24	206	8.6	0
1988	Scott Bestor	26	327	12.6	0
1987	Scott Bestor	18	257	14.3	1
1986	Reggie Tompkins	32	443	13.8	2
1985	Tim Fullington	21	403	19.2	4
1984	Al Toon	54	750	13.9	5
1983	Al Toon	45	881	19.6	9
1982	Tim Stracka	35	614	17.5	3

Year	Player	No.	Yards	Avg.	TD
1981	Michael Jones	24	421	17.5	4
1980	Tim Stracka	28	462	16.5	2
1979	Tom Stauss	38	660	17.4	3
1978	David Charles	38	573	15.1	5
1977	David Charles	29	437	15.1	3
1976	David Charles	34	449	13.2	3
1975	Ray Bailey	18	223	12.4	0
1974	Jeff Mack	16	353	22.1	2
1973	Jack Novak	13	282	21.7	1
1972	Jeff Mack	27	528	19.6	5
1971	Albert Hannah	39	608	15.6	2
1970	Larry Mialik	33	702	21.3	7
1969	Stu Voigt	39	439	11.3	2
1968	Mel Reddick	34	375	11.0	1
1967	Tom McCauley	37	525	14.2	0
1966	Tom McCauley	46	689	15.0	3
1965	Dennis Lager	39	396	10.2	0
1964	Jimmy Jones	34	529	15.6	4
1963	Rick Reichardt	26	383	14.7	1
1962	Pat Richter	49	694	14.2	6
1961	Pat Richter	47	817	17.4	8
1960	Pat Richter	25	362	14.5	1
1959	Alan Schoonover	10	290	29.0	1
1958	Ron Steiner	11	171	15.5	1
1957	Earl Hill	11	197	17.9	2
1956	Dave Howard	16	247	15.4	2
1955	Dave Howard	15	273	18.2	3
1954	Ron Locklin	22	218	9.9	2
1953	Norbert Esser	19	238	12.5	2
1952	Jerry Witt	27	387	14.3	4
1951	Jerry Witt	17	371	21.8	3
1950	Gene Felker	23	266	11.6	1
1949	Hal Haberman	17	194	11.4	2
1948	Jim Embach	5	92	18.4	0
1947	Tom Bennett	7	95	13.6	1
1946	Tom Bennett	6	124	20.7	0

Scoring (based on points)

Year	Player	Pts.	TD	PAT	FG
1991	Terrell Fletcher	30	5	0	0
1990	Rich Thompson	41	0	11	10
1989	Rich Thompson	50	0	17	11
1988	Robb Mehring	27	0	6	7
1987	Todd Gregoire	66	0	18	16
1986	Todd Gregoire	61	0	22	13
1985	Todd Gregoire	67	0	19	16
1984	Todd Gregoire	84	0	24	20
1983	Gary Ellerson	66	11	0	0
1982	Troy King	42	7	0	0
1981	Mark Doran	47	0	32	5
1980	Jess Cole	30	5	0	0
1979	Steve Veith	31	0	16	5
1978	Ira Matthews	42	7	0	0
1977	Steve Veith	39	0	12	9
1976	Vince Lamia	72	0	33	13
1975	Billy Marek	80	13	1*	0

Year	Player	Pts.	TD	PAT	FG
1974	Billy Marek	114	19	0	0
1973	Billy Marek	84	14	0	0
1972	Rufus Ferguson	42	7	0	0
1971	Rufus Ferguson	80	13	1*	0
1970	Larry Mialik	42	7	0	0
1969	Alan Thompson	54	9	0	0
1968	John Ryan	24	3	6	0
1967	Tom Schinke	26	0	8	6
1966	Tom Schinke	31	0	7	8
1965	Bill Fritz	24	4	0	0
1964	Jimmy Jones	24	4	0	0
1963	Louis Holland	42	7	0	0
1962	Louis Holland	72	12	0	0
1961	Pat Richter	48	8	0	0
1960	Erv Kunesch	22	1	13	1
1959	Dale Hackbart	42	6	6	0
1958	Dale Hackbart	56	9	2	0
1957	Danny Lewis	36	6	0	0
	Dale Hackbart	36	6	0	0
1956	Danny Lewis	18	3	0	0
1955	Charles Thomas	36	6	0	0
1954	Alan Ameche	54	9	0	0
1953	no records				
1952	three players with	42			
1951	Jerry Witt	48	8	0	0
1950	John Coatta	23	1	17	0
1949	Lisle Blackburn	39	2	24	1
1948	Wally Dreyer	24	4	0	0
1947	Lisle Blackburn	39	3	15	2
1946	Ben Bendrick	30	5	0	0
1945	Don Kindt	36	6	0	0
1944	Jack Mead	30	5	0	0
1943	Don Kindt	24	4	0	0
1942	Pat Harder	48	5	12	2
1941	Pat Harder	72	10	9	1
1940	George Paskvan	30	5	0	0
1939	Fred Gage	15	2	3	0
1938	Howard Weiss	30	5	0	0
1937	Howard Weiss	20	3	2	0

Punt Returns (based on yardage)

Year	Player	No.	Yards	Avg.
1991	Troy Vincent	25	262	10.5
1990	Troy Vincent	24	276	11.5
1989	Troy Vincent	17	235	13.8
1988	Scott Bestor	16	88	5.5
1987	Scott Bestor	14	81	5.8
1986	Nate Odomes	21	192	9.1
1985	Nate Odomes	15	167	11.1
1984	Thad McFadden	32	394	12.3
1983	Thad McFadden	19	162	8.5
1982	Brian Marrow	17	62	3.6
1981	Thad McFadden	18	152	8.4
1980	Jerry Vance	13	48	3.7
1979	Tom Stauss	17	98	5.8
1978	Ira Matthews	16	270	16.9

YEARLY LEADERS, CONT.

Year	Player	No.	Yards	Avg.
1977	Ira Matthews	13	33	2.5
1976	Ira Matthews	15	138	9.2
1975	Mike Morgan	11	87	7.9
1974	Mike Morgan	15	64	4.3
1973	Chris Davis	11	83	7.5
1972	Dan Baron	7	33	4.7
1971	Greg Johnson	14	160	11.4
1970	Dan Crooks	13	165	12.7
1969	Nate Butler	15	29	1.9
1968	Tom McCauley	8	50	6.3
1967	Tom Schinke	19	106	5.6
1966	Tom Schinke	13	141	10.8
1965	Tom Brigham	4	64	16.0
1964	Carl Silvestri	3	31	10.3
1963	Louis Holland	8	49	6.1
1962	Louis Holland	13	169	13.0
1961	Jim Nettles	6	67	11.2
1960	Bill Hess	10	83	8.3
1959	Dale Hackbart	9	77	8.6
1958	Dale Hackbart	7	193	27.6
1957	Bob Altmann	6	54	9.0
1956	Dan Lewis	5	34	6.8
1955	Jim Miller	9	138	15.3
1954	Jim Miller	18	141	7.8
1953	Jim Miller	10	88	8.8
1952	Bill Hutchinson	11	197	17.9
1951	Bill Lane	20	131	6.6
1950	Roy Burks	14	114	8.1
1949	Gene Evans	13	283	21.8
1948	Wally Dreyer	6	116	19.3
1947	Gene Evans	8	112	14.0
1946	Don Kindt	4	27	6.8

Kickoff Returns (based on yardage)

Year	Player	No.	Yards	Avg.
1991	Troy Vincent	9	229	25.4
1990	Rory Lee	16	346	21.6
1989	Fred Owens	30	539	18.0
1988	Fred Owens	30	539	18.0
1987	Fred Owens	23	463	22.8
1986	Nate Odomes	25	616	24.6
1985	Tim Fullington	12	278	23.2
1984	Michael Jones	16	447	27.9
1983	Marvin Neal	15	271	18.1
1982	Gary Ellerson	19	454	23.9
1981	Thad McFadden	11	234	21.3
1980	Marvin Neal	11	217	19.7
1979	Marvin Neal	24	494	25.8
1978	Wayne Souza	8	159	19.8
1977	Tom Stauss	15	275	18.3
1976	Ira Matthews	14	415	29.6
1975	Mike Morgan	23	428	18.6
1974	Mike Morgan	14	231	16.5
1973	Chris Davis	14	322	23.1
1972	Chris Davis	14	332	23.7
1971	Greg Johnson	19	540	28.4

Year	Player	No.	Yards	Avg.
1970	Dan Crooks	12	351	29.2
1969	Greg Johnson	25	541	21.6
1968	Nate Butler	21	501	23.9
1967	Tom Schinke	13	263	20.2
1966	Tom Schinke	20	494	24.7
1965	Dennis Lager	14	254	18.1
1964	Ron Smith	19	483	25.4
1963	Louis Holland	8	163	20.4
1962	Louis Holland	7	203	29.0
1961	Louis Holland	5	185	37.0
1960	Merritt Norvell	10	146	14.6
1959	Billy Hobbs	7	157	22.4
1958	Ron Steiner	6	104	17.3
1957	Danny Lewis	6	124	20.7
1956	Danny Lewis	6	109	18.2
1955	Pat Levenhagen	11	220	20.0
1954	Clarence Bratt	5	109	21.8
1953	Clarence Bratt	6	135	22.5
1952	Harland Carl	8	149	18.6
1951	Harland Carl	3	58	19.3
1950	Bill Hutchinson	8	113	14.1
1949	Gene Evans	11	242	22.0
1948	Clarence Self	11	253	23.0
1947	Clarence Self	9	231	25.7
1946	Wally Dreyer	5	159	31.8

Interceptions (based on interceptions)

Year	Player	No.	Yards	Avg.
1991	Rafael Robinson	3	74	24.8
1990	Eddie Fletcher	4	4	1.0
1989	Eddie Fletcher	4	77	19.3
1988	LaMarr White	4	4	1.0
1987	John Williams	4	79	19.8
1986	Nate Odomes	7	107	15.3
1985	Charlie Fawley	3	13	4.3
1984	Ken Stills	5	28	5.6
	Craig Raddatz	5	26	5.2
1983	Russ Bellford	4	106	26.5
	Craig Raddatz	4	19	4.8
1982	four players with	2		
1981	David Greenwood	6	156	26.0
	Matt VandenBoom	6	15	2.5
1980	Von Mansfield	2	52	26.0
	David Greenwood	2	0	0.0
1979	David Greenwood	2	22	11.0
1978	George Welch	3	28	9.3
1977	Dan Schieble	3	26	8.7
1976	Scott Erdmann	7	143	20.4
1975	Ken Simmons	4	77	19.3
	Steve Wagner	4	54	13.5
	Greg Lewis	4	15	3.8
1974	Steve Wagner	4	95	23.8
1973	Terry Buss	3	69	19.7
1972	Chris Davis	2	10	5.0
1971	Neovia Greyer	5	87	17.4
1970	Neovia Greyer	9	116	12.9

Year	Player	No.	Yards	Avg.
1969	Neovia Greyer	4	82	20.5
1968	Tom McCauley	4	22	5.5
1967	Mel Walker	5	81	16.2
1966	Tom Schinke	6	39	6.5
1965	Dave Fronek	6	115	19.2
1964	Carl Silvestri	2	11	5.5
1963	Billy Smith	2	55	27.5
	Dave Fronek	2	21	10.5
1962	Jim Nettles	4	106	26.5
1961	three players with	3		
1960	Bill Hess	3	51	17.0
1959	three players with	3		
1958	Dale Hackbart	7	77	11.0
1957	Danny Lewis	4	25	6.3
1956	John Bridgeman	2	13	6.5
1955	Pat Levenhagen	4	122	30.5
1954	Jim Miller	6	117	19.5
1953	Glenn Wilson	4	71	17.8
1952	Burt Hable	5	75	15.0
1951	Bill Lane	6	51	8.5
1950	Ed Withers	4	103	25.8
1949	Jim Embach	6	38	6.3
1948	John Pinnow	2	34	17.0
	Walt Dreyer	2	14	7.0
1947	Bob Wilson	5	41	8.2
1946	Gene Evans	3	20	6.7

Punting (based upon total punts)


Year	Player	No	Yards	Avg.
1991	Sam Veit	65	2,334	35.9
1990	Brad Brekke	70	2,667	38.1
1989	Brad Brekke	67	2,564	38.3
1988	Brad Brekke	55	1,918	34.9
1987	Scott Cepicky	57	2,251	39.5
1986	Scott Cepicky	67	2,879	43.0
1985	Scott Cepicky	63	2,648	42.0
1984	Scott Cepicky	62	2,457	39.6
1983	George Winslow	43	1,575	36.6
1982	George Winslow	66	2,475	37.5
1981	David Greenwood	68	2,522	37.1
1980	David Greenwood	70	2,541	36.3
1979	David Greenwood	53	2,145	40.5
1978	John Kiltz	62	2,326	37.5
1977	Dick Milaeger	41	1,574	38.4
1976	Dick Milaeger	41	1,660	40.5
1975	Dick Milaeger	39	1,647	42.2
1974	Ken Simmons	21	815	39.3
1973	Ken Simmons	32	1,304	40.8
1972	Rudy Steiner	39	1,414	36.3
1971	John Krugman	47	1,891	40.2
1970	John Krugman	63	2,487	39.5
1969	Gary Buss	42	1,518	36.1
1968	Don Schaffner	45	1,592	35.4
1967	David Billy	34	1,262	37.1
1966	Don Schaffner	52	1,901	36.6

Year	Player	No	Yards	Avg.
1965	Dave Fronek	72	2,618	36.4
1964	Ron Yates	30	1,065	35.5
1963	Don Hendrickson	23	885	38.5
1962	Pat Richter	40	1,564	39.1
1961	Jim Bakken	39	1,580	40.5
1960	Jim Bakken	36	1,510	41.9
1959	Jim Bakken	39	1,485	38.1
1958	Earl Hill	24	780	32.5
1957	Frank Luksik	13	569	43.8
1956	not available			
1955	Pat Levenhagen	34	1,143	33.6
1954	Pat Levenhagen	27	1,029	38.0
1953	Bob Gingrass	27	1,040	38.5
1952	Wendell Gulseth	36	1,368	38.0
1951	James Hammond	45	1,583	35.0
1950	Bob Petruska	35	1,214	34.7
1949	Bob Petruska	52	1,939	37.3


Tackles (based on total tackles)

Year	Player	Solo	Asst.	Tot.
1991	Reggie Holt	77	67	144
1990	Gary Casper	75	65	140
1989	Brendan Lynch	51	42	93
1988	David Wings	62	53	115
1987	David Wings	46	88	134
1986	Michael Reid	102	54	156
1985	Craig Raddatz	84	32	116
1984	Jim Melka	61	66	127
1983	Jim Melka	64	47	111
1982	Jim Melka	68	62	130
1981	Tim Krumrie	82	53	135
1980	Tim Krumrie	72	33	105
1979	Larry Spurlin	57	61	118
1978	Dave Crossen	74	59	133
1977	Dave Crossen	85	90	175
1976	Tim Halleran	54	50	104
1975	Dennis Stejskal	60	51	111
1974	Rick Jakious	61	43	104
1973	Rick Jakious	74	64	138
1972	Dave Lokanc	101	80	181
1971	Dave Lokanc	79	83	162
1970	Chuck Winfrey	70	70	140
1969	Bill Gregory	56	64	120
1968	Ken Criter	81	52	133
1967	Ken Criter	85	84	169
1966	Bob Richter	62	68	130

LONG PLAYS



Danny Lewis had an 86-yard TD run in the Badgers' 45-13 win over West Virginia in 1957.



Rich Thompson booted a career-long 52-yard FG vs. Western Michigan in 1988.

Longest runs

- 91t Tom Bringham vs Western Michigan, 1963
- 88t Ken Starch vs Colorado, 1974
- 86t Danny Lewis vs West Virginia, 1957
- 84t Earl Maves vs Marquette, 1946
- 82 Ira Matthews vs Minnesota, 1978
- 81 Harland Carl vs Marquette, 1951
- 81t Billy Marek vs Missouri, 1974

Pre-modern era

- 90t Eddie Gillette vs Northwestern, 1921
- 85t Norsky Larson vs Minnesota, 1898
- 85 Norsky Larson vs Chicago, 1901
- 84t A.G. Findlay vs Minnesota, 1905

Longest passes

- 89t Tony Lowery to Lee DeRamus vs Eastern Michigan, 1991
- 87t Randy Wright to Tim Stracka vs Kansas St., 1982
- 80t John Josten to David Charles vs Richmond, 1978
- 79t Mike Howard to Reggie Tompkins vs North. Illinois, 1986
- 78t Jim Haluska to John Bridgeman vs USC, 1955
- 78t John Boyajian to Tom McCauley vs Michigan, 1966
- 78t Bud Keyes to Tim Fullington vs UNLV, 1985
- 77t Gregg Bohlig to Jeff Mack vs Nebraska, 1974
- 77t Rudy Steiner to Jeff Mack vs LSU, 1972
- 76t Gregg Bohlig to Jack Novak vs Colorado, 1973
- 75t Neil Graff to Tim Klosek vs Michigan State, 1971
- 74 Dale Hackbart to Al Schoonover vs Marquette, 1959
- 73t Rudy Steiner to Jack Novak vs Northern Illinois, 1972
- 73t Randy Wright to Al Toon vs Purdue, 1983
- 71t Jess Cole to John Williams vs Michigan, 1981
- 70t Lisle Blackburn to Bob Wartinbee vs Marquette, 1949
- 70 Tony Lowery to Tim Ware vs Northwestern, 1990

Pre-modern era

- 80t Wally Barr to Paul Meyers vs Minnesota, 1919
- 78t C. Tommerson to John Wilson vs Mich., 1935
- 72t John Tennant to Dave Schreiner vs Minn., 1940
- 71t Jack Wink to Dave Schreiner vs Marquette, 1942

Longest field goals

- 54 Todd Gregoire vs Ball State, 1987
- 52 Rich Thompson vs Western Michigan, 1988
- 51 Todd Gregoire vs Northern Illinois, 1984
- 50 Vladimir LaBun vs Northwestern, 1975
- 50 Wendell Gladem vs Ohio State, 1981

Pre-modern era

- 62* Pat O'Dea vs Northwestern, 1898
- 60* Pat O'Dea vs Minnesota, 1899
- 57* Pat O'Dea vs Chicago, 1897
- 57* Pat O'Dea vs Illinois, 1899
- 55* Pat O'Dea vs Minnesota, 1897

* — indicates drop kick

Longest punt returns


90t	Troy Vincent vs Western Illinois, 1991
87t	Danny Crooks vs Michigan, 1970
85t	Greg Johnson vs Northern Illinois, 1971
85t	Earl Girard vs Iowa, 1947
78t	Ira Matthews vs Northwestern, 1978
77t	John Bridgeman vs Marquette, 1954
74t	Lou Holland vs Indiana, 1962
73t	Dale Hackbart vs Marquette, 1958
71t	Ira Matthews vs Indiana, 1978
71t	Troy Vincent vs Ohio State, 1989
71t	Troy Vincent vs Michigan State, 1990
65t	Lisle Blackbourn vs Iowa, 1947
65t	Bill Hutchinson vs Indiana, 1952

Pre-modern era

75t	Sam Behr vs Lawrence, 1930
65t	Ernie Lusby vs Iowa, 1928
65t	Ernie Lusby vs S. Dakota State, 1929

Longest kickoff returns

100t	Ira Matthews vs Iowa, 1976
100t	Michael Jones vs Northwestern, 1984
97t	Ira Matthews vs Northwestern, 1976



Jeff Mack had 77-yard receptions vs. both LSU (1972) and Nebraska (1974).

Kickoff Returns, continued

96t	Selvie Washington vs Nebraska, 1973
96t	Fred Owens vs Illinois, 1989
95t	Tim Fullington vs No. Illinois, 1985
92t	Wally Dreyer vs Illinois, 1946
88	Greg Johnson vs Indiana, 1971
87	Clarence Self vs Ohio State, 1948
87t	Danny Crooks vs Illinois, 1969

Pre-modern era

100t	Eddie Cochems vs Chicago, 1901
99t	Lynn Jordan vs Michigan, 1934
95t	Joe Linfor vs Auburn, 1931
88t	Mickey McGuire vs Minnesota, 1932

Longest interception returns

98t	Billy Lowe vs Purdue, 1954
94t	Ron Steiner vs West Virginia, 1957
89t	Jim Nettles vs New Mexico State, 1962
73t	Nate Odomes vs Hawaii, 1986
66	Dave Fronek vs Northwestern, 1965
65t	David Greenwood vs Indiana, 1981
65t	Troy Vincent vs Iowa, 1991
62	Fred Nagus-Earl Maves (lateral) vs Pur., 1946
60	Ed Withers vs Pennsylvania, 1951
60t	Jim Nettles vs Minnesota, 1961
60	Rafael Robinson vs Minnesota, 1991

Pre-modern era

105t	Coots Cunningham vs Purdue, 1907
100t	Jack Wink vs Great Lakes, 1942
80t	Frederick Smith vs Ohio State, 1918
70	Ashley Anderson vs Camp Grant, 1942

Longest punts

96	George O'Brien vs Iowa, 1952
90	Jim Bakken vs Northwestern, 1961
85	Wendell Gulseth vs Rice, 1952
82	David Greenwood vs Air Force, 1979

Pre-modern era

110	Pat O'Dea vs Minnesota, 1897
100	Pat O'Dea vs Yale, 1899
85	Pat O'Dea vs Lake Forest, 1896

TEAM RECORDS

OFFENSE

SCORING

Points

Quarter — 35 vs New Mexico State (3rd), 1962

Half — 38 vs Northwestern (1st), 1981

Game — 69 vs New Mexico State, 1962

Season — 359 [32.6 avg.] in 1983

Pre-modern era — 106 vs Whitewater, 1890

Touchdowns

Game — 10 vs New Mexico State, 1962

Season — 49 [4.4 avg.] in 1983

Field goals

Game — 4 vs Minnesota, 1976; vs Kentucky, 1984

Pre-modern era — 4 vs Beloit, 1899

RUSHING

Attempts

Game — 79 vs Northwestern, 1974

Season — 612 [55.6 avg.] in 1974

Yards

Game — 551 vs Northwestern, 1974

Season — 3,162 [287.5 avg.] in 1974

Pre-modern era — 563 vs Lawrence, 1921

Touchdowns

Game — 7 vs Missouri, 1974; vs Northwestern, 1981

Season — 38 [3.5 avg.] in 1974

PASSING

Attempts

Game — 54 vs Iowa, 1983

Season — 340 [179 completions] in 1982

Completions

Game — 34 vs USC, 1963

Season — 182 [321 attempts] in 1984

Completion percentage

Game — 100.0 [9-9] vs Missouri, 1974

Season — 56.7 [182-321] in 1984

Yards

Game — 419 vs USC, 1963

Season — 2,381 [216.4 average] in 1983

Touchdowns

Game — 4 on four occasions (last vs Indiana, 1983)

Season — 19 [1.7 avg.] in 1983

Pre-modern era — 5 vs Cornell, 1926

Fewest Interceptions

Season — 5 in 1970

TOTAL OFFENSE

Plays

Game — 97 vs Iowa, 1969; vs Illinois, 1969

Season — 858 [4,753 yards] in 1982

Yards

Game — 630 vs Wyoming [548 rush., 82 pass.] in 1973

Season — 4,753 [396.0 average] in 1982

Pre-modern era — 697 vs Lawrence [563 rush., 134 pass.] in 1921

PUNTS

Number

Game — 13 vs Miami, Fla., 1989

Season — 81 [8.1 avg.] in 1968

Average

Game — 52.3 vs Missouri, 1974

Season — 43.0 in 1986

Yards

Game — 504 vs. Miami, 1989

Season — 3,047 [81 punts] in 1968

PUNT RETURNS

Number

Game — 11 vs Indiana, 1951

Season — 51 [5.7 avg.] in 1951

Yards

Game — 277 [7 returns] vs Iowa, 1947

Season — 524 [17.5 avg.] in 1947

Average

Season — 17.5 [524 yards] in 1947

Touchdowns

Game — 3 vs Iowa, 1947

KICKOFF RETURNS

Number

Game — 10 vs Ohio State, 1969; vs Michigan, 1988

Season — 61 [5.5 avg.] in 1988

Yards

Game — 187 vs Indiana (6 returns), 1971

Season — 1,164 [97.0 avg.] in 1986

Average

Season — 23.5 [657 yards] in 1962

DEFENSE

SCORING

Fewest points

Game — 0 on many occasions (last by Mich. State, 1983)

Season — 53 [5.9 avg.] in 1951

Pre-modern era — 5 [0.6 avg.] in 1901

Fewest touchdowns

Game — 0 on many occasions

Season — 8 [0.9 avg.] in 1951

RUSHING

Fewest attempts

Game — 16 by Marquette (5 yards), 1946

Season — 345 [38.3 avg.] in 1951

Fewest yards

Game — 18 by Iowa, 1951

Season — 601 [66.8 avg.] in 1951

Pre-modern era — minus 87 by Iowa, 1941

PASSING

Fewest attempts

Game — 3 by Ohio State, 1958; by Ohio State, 1961

Season — 117 [13.0 avg.] in 1956

Fewest completions

Game — 0 on four occasions (last by Minnesota, 1977)

Season — 44 [4.9 avg.] in 1956

Lowest completion percentage

Game — 0.0 on four occasions (last by Minnesota, 1977)

Season — 36.9 [52 of 141] in 1953

Fewest yards

Game — 0 on five occasions (last by Minnesota, 1977)

Season — 661 in 1953

Most passes intercepted

Game — 7 vs Minnesota, 1954

Season — 26 in 1981

TOTAL OFFENSE

Fewest plays

Game — 34 by Marquette (115 yards), 1946

Big Ten — 43 by Michigan St. (376 yards), 1955


Season — 526 [58.4 avg.] in 1947

Fewest yards

Game — 71 by California (24 rush., 47 pass.), 1946

Season — 1,393 [154.8 avg.] in 1951

Pre-modern era — minus 19 by Iowa (-87 rush., 68 pass.), 1941



Jason Burns led the Badgers with a 4.4-yard average as a redshirt freshman in 1991.

SEASON-BEST AVERAGES

OFFENSE

Best scoring teams

1. 32.6 [359 points] in 1983
2. 32.2 [322 points] in 1962
3. 31.0 [341 points] in 1974
4. 27.1 [298 points] in 1976
5. 26.0 [234 points] in 1957

Pre-modern era — 35.2 [317 points] in 1901

Best passing teams

1. 216.4 [2,381 yards] in 1983
2. 195.8 [2,350 yards] in 1982
3. 188.4 [1,696 yards] in 1961
4. 186.3 [1,863 yards] in 1962
5. 177.8 [2,127 yards] in 1984

Best rushing teams

1. 287.5 [3,162 yards] in 1974
2. 238.7 [2,626 yards] in 1973
3. 237.2 [2,135 yards] in 1951
4. 231.4 [2,546 yards] in 1976
5. 223.6 [2,460 yards] in 1975

Best offensive teams (total offense)

1. 413.2 [4,545 yards] in 1983
2. 399.8 [4,398 yards] in 1974
3. 396.0 [4,753 yards] in 1982
4. 379.8 [4,178 yards] in 1976
5. 374.6 [4,121 yards] in 1971

DEFENSE

Best defensive scoring teams

1. 5.9 [53 points] in 1951
2. 8.6 [77 points] in 1958
3. 10.8 [97 points] in 1950
4. 10.9 [98 points] in 1954
5. 12.2 [110 points] in 1953

Pre-modern era — 0.6 [5 points] in 1901

Best against the pass

1. 65.2 [717 yards] in 1975
2. 79.1 [712 yards] in 1950
3. 88.0 [792 yards] in 1951
4. 91.1 [1,002 yards] in 1977
5. 99.5 [896 yards] in 1963

Best against the run

1. 66.8 [601 yards] in 1951
2. 117.5 [1,293 yards] in 1980
3. 121.4 [1,214 yards] in 1962
4. 125.7 [1,508 yards] in 1981
5. 134.3 [1,209 yards] in 1947

Best defensive teams (total defense)

1. 154.8 [1,393 yards] in 1951
2. 261.9 [2,357 yards] in 1963
3. 269.0 [2,690 yards] in 1962
4. 271.9 [2,447 yards] in 1950
5. 274.8 [2,473 yards] in 1948

NCAA RECORDS

RECORD SETTERS

Wisconsin fullback Alan Thompson still holds the NCAA record for most yards gained in the first game of a career. He rushed for 220 yards in the 1969 season opener against Oklahoma. George O'Brien's 96-yard punt against Iowa in 1952 is the second-longest punt in the history of the NCAA.

(Source: 1992 NCAA records book)

NCAA STATISTICAL CHAMPIONS

Badger players have led the NCAA in statistical categories four times in the school's history. Ira Matthews is the only multiple-time leader, having paced the country in kickoff returns as a sophomore and punt returns as a senior. The Wisconsin team has been a national statistical leader three times.

Scoring

Year	Player	Games	TD	Pts.	Avg.
1974	Billy Marek	9	19	114	12.7

Punt Returns

Year	Player	No	Yards	TD	Avg.
1978	Ira Matthews	16	270	3	16.9

Kickoff Returns

Year	Player	No	Yards	TD	Avg.
1976	Ira Matthews	14	415	2	29.6

Field Goals

Year	Player	FG	Pct.	Lg	GW
1959	Karl Holzwarth	7-8	.875	29	4

Team Champions

Year	Category	Games	Average
1951	Scoring Defense	9	5.9 points
1951	Total Defense	9	154.8 yards
1961	Passing Offense	9	188.4 yards

FINAL RANKINGS BY WIRE SERVICES

Twelve times the Wisconsin football team has finished a season ranked in the nation's Top 20 by either the Associated Press or United Press International. The Badgers were listed by at least one of the wire services 11 times between 1950-62. Wisconsin's highest end-of-the-season ranking was second by both AP and UPI in 1962.


Year	AP	UPI
1942	3rd	—
1950	—	T-20th
1951	8th	8th
1952	11th	10th
1953	15th	14th
1954	9th	10th
1957	19th	T-14th
1958	7th	6th
1959	6th	6th
1960	—	5th
1961	—	18th
1962	2nd	2nd

The Badgers were the nation's No. 1-ranked team by the Associated Press on Oct. 7, 1952 after opening the season with victories over Marquette (42-19) and Illinois (20-6).

SEASON-BEST STADIUM RECORDS



Louis Jung caught a stadium-record 11 passes vs. Colorado in 1965.



Neil Graff is one of three Badgers — Randy Wright and Mike Howard are the others — to pass for four TDs in a game at Camp Randall Stadium.

Wisconsin best in *italics* if not record

Rushing

Attempts	52, Anthony Thompson (Indiana), 11/11/89 43, Billy Marek vs Minnesota, 11/23/74
Yards	377, Anthony Thompson (Indiana), 11/11/89 304, Billy Marek vs Minnesota, 11/23/74
Touchdowns	5, Billy Marek vs Minnesota, 11/23/74

Passing

Attempts	54, Randy Wright vs Iowa, 11/5/83
Completions	37, Tony Eason (Illinois), 10/23/82 25, Mike Carroll vs Michigan, 9/11/76 25, Randy Wright vs Iowa, 11/5/83
Yards	479, Tony Eason (Illinois), 10/23/82 325, Randy Wright vs Iowa, 11/5/83
Touchdowns	4, Neil Graff vs Indiana, 10/25/69 4, Randy Wright vs Indiana, 10/22/83 4, Mike Howard vs No. Illinois, 9/13/86
Interceptions	6, Dan Swanson (Minnesota), 11/20/54 5, Jim Haluska vs UCLA, 10/25/52 5, Mike Carroll vs Purdue, 10/9/76

Receiving

Receptions	11, Louis Jung vs Colorado, 9/18/65
Yards	170, Pat Richter vs Illinois, 11/18/61
Touchdowns	3, Dave Howard vs Iowa, 10/1/55 3, Pat Richter vs Illinois, 11/18/61

Scoring

Points	30, Billy Marek vs Minnesota, 11/23/74
Field goals	5, Mike Bass (Illinois), 10/23/82 4, Vince Lamia vs Minnesota, 11/20/76 4, Todd Gregoire vs Ohio State, 11/7/87

Long Plays

Rush	91, Tom Brigham vs W. Michigan, 9/21/63
Pass	89, Tony Lowery to Lee DeRamus vs E. Michigan, 9/28/91
Interception	100, John Hardy (California), 9/8/90 98, Billy Lowe vs Purdue, 10/16/54
Punt Return	90, Troy Vincent vs W. Illinois, 9/14/91
Kickoff Return	100, Ira Matthews vs Iowa, 11/6/76
Punt	82, David Greenwood vs Air Force, 9/15/79
Field Goal	54, Todd Gregoire vs Ball State, 9/26/87

SERIES RECORDS

Team	First Game	W-L-T
Air Force	1979	1-0-0
Alabama	1928	1-0-0
Arizona State	1967	0-2-0
Arkansas	1912	1-0-0
Armour	1895	1-0-0
Auburn	1931	0-0-1
Ball State	1987	2-0-0
Beloit	1889	16-1-0
Bradley	1931	1-0-0
BYU	1980	0-1-0
California	1946	1-5-0
Calumet Club	1889	0-1-0
Camp Grant	1918	1-2-0
Carleton	1922	2-0-0
Carlisle (Pa.)	1896	0-1-0
Chicago	1894	19-16-5
Chicago AA	1893	1-2-0
Chicago P&S	1900	1-0-0
Cincinnati	1936	1-0-0
Coe (Ia.)	1923	2-0-1
Colgate	1929	1-0-0
Colorado	1965	0-2-1
Colo. College	1911	1-0-0
Columbia	1940	0-1-0
Company I	1905	1-0-0
Cornell (Ia.)	1926	3-0-0
Dixon (Ill.)	1898	1-0-0
Drake	1904	1-0-0
E. Michigan	1991	1-0-0
Franklin (Ind.)	1925	1-0-0
Ft. Sheridan (Ill.)	1904	1-0-0
Great Lakes	1942	1-1-1
Grinnell (Ia.)	1895	4-0-0
Haskell Indians	1916	1-0-0
Hawaii	1986	1-1-0
Hyde Park HS (Ill.)	1901	2-0-0
Illinois	1895	24-32-6
Indiana	1907	25-15-2
Iowa	1894	34-33-2
Iowa State	1895	6-0-0
Kansas	1902	4-2-0
Kansas State	1964	2-0-0
Kentucky	1894	0-1-0
Knox (Ill.)	1901	2-0-0
Lake Forest (Ill.)	1890	7-1-0
Lawrence	1899	17-0-1
Louisiana State	1971	0-2-0
Madison HS	1896	4-0-0
Marquette	1904	32-4-0
Miami (Fla.)	1958	1-2-0
Michigan	1892	8-41-1
Michigan State	1913	12-22-0
Milw. Medical	1901	1-0-0

Team	First Game	W-L-T
Minnesota	1890	38-55-8
Missouri	1942	4-1-0
Navy	1945	1-1-0
Nebraska	1901	2-3-0
N. Mexico St.	1962	1-0-0
No. Central (Ill.)	1903	1-0-0
North Dakota	1906	3-0-0
No. Dakota St.	1928	2-0-0
No. Illinois	1971	7-1-0
Northwestern	1890	48-26-5
North. College	1905	1-0-0
Notre Dame	1900	6-8-2
Ohio State	1913	12-45-4
Oklahoma	1969	0-2-0
Oregon	1977	2-0-0
Oregon State	1961	1-0-0
Osteopaths	1903	1-0-0
Pennsylvania	1930	2-2-0
Penn State	1953	2-0-0
Pittsburgh	1937	0-3-0
Purdue	1892	31-25-7
Rice	1952	2-0-0
Richmond	1978	1-0-0
Ripon	1898	5-0-0
Rush Medical	1896	4-0-0
San Diego St.	1979	1-1-0
South Dakota	1975	1-0-0
So. Dakota St.	1916	8-1-0
Southern Cal	1953	0-6-0
Stanford	1959	2-0-0
Syracuse	1941	1-2-1
TCU	1970	0-0-1
Temple	1990	0-1-0
Tennessee	1981	0-1-0
Texas	1939	0-1-0
Toledo	1982	1-0-0
UCLA	1938	1-7-0
UNLV	1985	1-1-0
UW Alumni	1897	3-1-0
UW Freshmen	1908	1-0-0
UW-Oshkosh	1903	1-0-0
UW-Platteville	1897	1-0-0
UW-Whitewater	1890	2-0-0
Upper Iowa	1900	1-0-0
Utah	1961	1-1-0
Utah State	1968	0-1-0
Washington	1960	0-3-0
Wash. State	1976	1-0-0
West Virginia	1933	2-0-0
W. Illinois	1991	1-0-0
W. Michigan	1963	2-1-0
Wyoming	1973	2-1-0
Yale	1899	1-2-0

SERIES SCORES

Bowling Green State

(W-0, L-0)

First meeting

Illinois (W-24, L-32, T-6)

1895	Madison	T	10-10
1899	Milwaukee	W	23-0
1900	Madison	W	27-0
1906	Champaign	W	16-6
1907	Madison	L	4-15
1914	Madison	L	9-24
1915	Champaign	L	3-17
1916	Madison	T	0-0
1917	Champaign	L	0-7
1918	Madison	L	0-22
1919	Champaign	W	14-10
1920	Madison	W	14-9
1921	Champaign	W	20-0
1922	Madison	L	0-3
1923	Champaign	L	0-10
1931	Champaign	W	7-6
1932	Madison	W	20-12
1933	Champaign	L	0-21
1934	Madison	W	7-3
1939	Champaign	L	0-7
1940	Madison	W	13-6
1943	Madison	L	7-25
1945	Madison	T	7-7
1946	Champaign	L	21-27
1948	Madison	W	20-16
1949	Champaign	T	13-13
1950	Champaign	W	7-6
1951	Champaign	L	10-14
1952	Madison	W	20-6
1953	Madison	W	34-7
1954	Champaign	W	27-14
1955	Madison	L	14-17
1956	Champaign	T	13-13
1957	Madison	W	24-13
1958	Champaign	W	31-12
1959	Madison	L	6-9
1960	Champaign	L	14-35
1961	Madison	W	55-7
1962	Champaign	W	35-6
1963	Madison	L	7-17
1964	Champaign	L	0-29
1965	Madison	L	0-51
1966	Champaign	L	14-49
1969	Madison	W	55-14
1970	Champaign	W	29-17
1971	Madison	L	27-35
1972	Champaign	L	7-27
1975	Madison	W	18-9
1976	Champaign	L	25-31
1977	Madison	W	26-0
1978	Champaign	T	20-20
1981	Champaign	L	21-23
1982	Madison	L	28-29
1983	Madison	L	15-27
1984	Champaign	L	6-22
1985	Champaign	L	25-38

1986	Madison	W	15-9
1987	Champaign	L	14-16
1988	Madison	L	6-34
1989	Champaign	L	9-32
1990	Madison	L	3-21
1991	Champaign	L	6-22

Indiana (W-25, L-15, T-2)

1907	Madison	W	11-8
1908	Bloomington	W	16-0
1909	Madison	W	6-3
1910	Indianapolis	L	3-12
1922	Madison	W	20-0
1923	Bloomington	W	52-0
1926	Madison	W	27-2
1938	Madison	W	6-0
1939	Bloomington	L	0-14
1940	Madison	W	27-10
1941	Madison	W	27-25
1943	Bloomington	L	0-34
1947	Bloomington	T	7-7
1948	Madison	L	7-35
1949	Bloomington	W	30-14
1951	Madison	W	6-0
1952	Bloomington	W	37-14
1961	Bloomington	W	6-3
1962	Madison	W	30-6
1967	Bloomington	L	9-14
1968	Madison	L	20-21
1969	Madison	W	36-34
1970	Bloomington	W	30-12
1971	Madison	W	35-29
1972	Bloomington	L	7-33
1973	Madison	W	31-7
1974	Bloomington	W	35-25
1975	Madison	T	9-9
1976	Bloomington	L	14-15
1977	Bloomington	W	30-14
1978	Madison	W	34-7
1979	Madison	L	0-3
1980	Bloomington	L	0-24
1981	Bloomington	W	28-7
1982	Madison	L	17-20
1983	Madison	W	45-14
1984	Bloomington	W	20-16
1985	Madison	W	31-20
1986	Bloomington	L	7-21
1989	Madison	L	17-45
1990	Bloomington	L	7-20
1991	Madison	L	20-28

Iowa (W-34, L-33, T-2)

1894	Madison	W	44-0
1906	Madison	W	18-4
1907	Iowa City	W	6-5
1911	Madison	W	12-0
1912	Iowa City	W	28-10
1917	Madison	W	20-0
1924	Madison	L	7-21
1925	Iowa City	W	6-0
1926	Madison	W	20-10

1927	Madison	L	0-16
1928	Iowa City	W	13-0
1929	Madison	L	0-14
1932	Madison	W	34-0
1933	Iowa City	L	7-26
1937	Madison	W	13-6
1938	Iowa City	W	31-13
1939	Madison	L	13-19
1940	Iowa City	L	12-30
1941	Madison	W	23-0
1942	Iowa City	L	0-6
1943	Iowa City	W	7-5
1944	Madison	W	26-7
1945	Iowa City	W	27-7
1946	Madison	L	7-21
1947	Madison	W	46-14
1948	Iowa City	L	13-19
1949	Madison	W	35-13
1950	Iowa City	W	14-0
1951	Madison	W	34-7
1952	Iowa City	W	42-13
1953	Madison	W	10-6
1954	Iowa City	L	7-13
1955	Madison	W	37-4
1956	Iowa City	L	7-13
1957	Iowa City	L	7-21
1958	Madison	L	9-20
1959	Madison	W	25-16
1960	Iowa City	L	21-28
1961	Iowa City	L	15-47
1962	Madison	W	42-14
1963	Iowa City	W	10-7
1964	Madison	W	31-21
1965	Madison	W	16-13
1966	Iowa City	W	7-0
1967	Madison	T	21-21
1968	Iowa City	L	0-41
1969	Madison	W	23-17
1970	Iowa City	L	14-24
1971	Iowa City	L	16-20
1972	Madison	W	16-14
1973	Madison	W	35-7
1974	Iowa City	W	28-15
1975	Iowa City	L	28-45
1976	Madison	W	38-21
1977	Madison	L	8-24
1978	Iowa City	L	24-38
1979	Madison	L	13-24
1980	Iowa City	L	13-22
1981	Madison	L	7-17
1982	Iowa City	L	14-28
1983	Madison	L	14-34
1984	Iowa City	T	10-10
1985	Madison	L	13-23
1986	Iowa City	L	6-17
1987	Madison	L	10-31
1988	Iowa City	L	6-31
1989	Madison	L	24-31
1990	Iowa City	L	10-30
1991	Madison	L	6-10

ALL-TIME SCORES

Michigan State (W-12, L-22)

1913	Madison	L	7-12
1918	Madison	W	7-6
1920	Madison	W	27-0
1923	Madison	W	21-0
1925	Madison	W	21-0
1954	E. Lansing	W	6-0
1955	Madison	L	0-27
1956	E. Lansing	L	0-33
1957	Madison	L	7-21
1958	E. Lansing	W	9-7
1961	Madison	L	0-20
1963	E. Lansing	L	13-30
1964	Madison	L	6-22
1967	E. Lansing	L	7-35
1968	Madison	L	0-39
1971	Madison	W	31-28
1972	E. Lansing	L	0-31
1973	E. Lansing	L	0-21
1974	Madison	L	21-28
1977	Madison	L	7-9
1978	E. Lansing	L	2-55
1979	Madison	W	38-29
1980	E. Lansing	W	17-7
1981	E. Lansing	L	14-33
1982	Madison	W	24-23
1983	Madison	W	32-0
1984	E. Lansing	W	20-10
1985	E. Lansing	L	7-41
1986	E. Lansing	L	13-23
1987	Madison	L	9-30
1988	E. Lansing	L	0-36
1989	Madison	L	3-31
1990	E. Lansing	L	9-14
1991	Madison	L	7-20

Minnesota (W-38, L-55, T-8)

1890	Minneapolis	L	0-63
1891	Minneapolis	L	12-26
1892	Madison	L	4-32
1893	Minneapolis	L	0-40
1894	Madison	W	6-0
1895	Minneapolis	L	10-14
1896	Madison	W	6-0
1897	Minneapolis	W	39-0
1898	Madison	W	29-0
1899	Minneapolis	W	19-0
1900	Minneapolis	L	5-6
1901	Madison	W	18-0
1902	Minneapolis	L	0-11
1903	Madison	L	0-17
1904	Minneapolis	L	0-28
1905	Madison	W	16-12
1907	Madison	T	17-17
1908	Minneapolis	W	5-0
1909	Madison	L	6-34
1910	Minneapolis	L	0-28
1911	Madison	T	6-6
1912	Minneapolis	W	14-0
1913	Madison	L	3-21
1914	Minneapolis	L	3-14

1915	Madison	L	3-20
1916	Minneapolis	L	0-54
1917	Madison	W	10-7
1918	Minneapolis	L	0-6
1919	Madison	L	7-19
1920	Minneapolis	W	3-0
1921	Madison	W	35-0
1922	Minneapolis	W	14-0
1923	Madison	T	0-0
1924	Madison	T	7-7
1925	Minneapolis	T	12-12
1926	Madison	L	10-16
1927	Minneapolis	L	7-13
1928	Madison	L	0-6
1929	Minneapolis	L	12-13
1930	Madison	W	14-0
1931	Minneapolis	L	0-14
1932	Madison	W	20-13
1933	Minneapolis	L	0-14
1934	Madison	L	3-6
1935	Minneapolis	L	7-33
1936	Madison	L	0-24
1937	Minneapolis	L	6-13
1938	Madison	L	0-21
1939	Minneapolis	L	6-23
1940	Madison	L	13-22
1941	Minneapolis	L	6-41
1942	Madison	W	20-6
1943	Minneapolis	L	13-25
1944	Madison	L	26-28
1945	Madison	W	26-12
1946	Madison	L	0-6
1947	Minneapolis	L	0-21
1948	Madison	L	0-16
1949	Minneapolis	L	6-14
1950	Madison	W	14-0
1951	Minneapolis	W	30-6
1952	Madison	T	21-21
1953	Minneapolis	T	21-21
1954	Madison	W	27-0
1955	Minneapolis	L	6-21
1956	Madison	T	13-13
1957	Minneapolis	W	14-6
1958	Madison	W	27-12
1959	Minneapolis	W	11-7
1960	Madison	L	7-26
1961	Minneapolis	W	23-21
1962	Madison	W	14-9
1963	Minneapolis	L	0-14
1964	Madison	W	14-7
1965	Minneapolis	L	7-42
1966	Madison	W	7-6
1967	Minneapolis	L	14-21
1968	Madison	L	15-23
1969	Minneapolis	L	10-35
1970	Madison	W	39-14
1971	Minneapolis	L	21-23
1972	Madison	L	6-14
1973	Minneapolis	L	17-19
1974	Madison	W	49-14
1975	Minneapolis	L	3-24
1976	Madison	W	26-17

1977	Minneapolis	L	7-13
1978	Madison	W	48-10
1979	Minneapolis	W	42-37
1980	Madison	W	25-7
1981	Minneapolis	W	26-21
1982	Madison	W	24-0
1983	Minneapolis	W	56-17
1984	Madison	L	14-17
1985	Minneapolis	L	18-27
1986	Madison	L	20-27
1987	Minneapolis	L	19-22
1988	Madison	W	14-7
1989	Minneapolis	L	22-24
1990	Madison	L	7-21
1991	Minneapolis	W	19-16

Northern Illinois (W-7, L-1,)

1971	Madison	W	31-0
1972	Madison	W	31-7
1977	Madison	W	14-3
1983	Madison	W	37-9
1984	Madison	W	27-14
1985	Madison	W	38-17
1986	Madison	W	35-20
1988	Madison	L	17-19

Northwestern (W-48, L-26, T-5)

1890	Milwaukee	L	10-22
1891	Milwaukee	T	0-0
1891	Milwaukee	W	40-0
1892	Evanston	W	26-6
1892	Milwaukee	W	20-6
1895	Milwaukee	W	12-6
1896	Evanston	T	6-6
1897	Evanston	W	22-0
1898	Evanston	W	47-0
1899	Madison	W	38-0
1902	Madison	W	51-0
1903	Chicago	T	6-6
1909	Evanston	W	21-11
1910	Madison	T	0-0
1911	Evanston	W	28-3
1912	Madison	W	56-0
1919	Evanston	W	10-6
1920	Madison	W	27-7
1921	Evanston	W	27-0
1929	Madison	L	0-7
1930	Evanston	L	7-20
1934	Evanston	L	0-7
1935	Evanston	L	13-32
1936	Evanston	L	18-26
1937	Madison	L	6-14
1938	Evanston	W	20-13
1939	Evanston	L	7-13
1940	Madison	L	7-27
1941	Evanston	L	14-41
1942	Evanston	W	20-19
1943	Madison	L	0-41
1944	Evanston	W	7-6
1945	Madison	L	14-28
1946	Evanston	L	0-28

SERIES SCORES, CONT.

1947	Evanston	W 29-0
1948	Madison	L 7-16
1949	Evanston	W 14-6
1950	Madison	W 14-13
1951	Evanston	W 41-0
1952	Madison	W 24-20
1953	Evanston	W 34-13
1954	Madison	W 34-13
1955	Evanston	W 41-14
1956	Madison	L 7-17
1957	Evanston	W 41-12
1958	Madison	W 17-13
1959	Evanston	W 24-19
1960	Madison	L 0-21
1961	Evanston	W 29-10
1962	Madison	W 37-6
1963	Madison	W 17-14
1964	Evanston	L 13-17
1965	Evanston	W 21-7
1966	Madison	T 3-3
1967	Madison	L 13-17
1968	Evanston	L 10-13
1969	Evanston	L 7-27
1970	Madison	L 14-24
1971	Evanston	L 11-24
1972	Madison	W 21-14
1973	Madison	W 36-34
1974	Evanston	W 52-7
1975	Madison	W 17-14
1976	Evanston	W 28-25
1977	Madison	W 19-7
1978	Evanston	W 28-7
1979	Madison	W 28-3
1980	Evanston	W 39-19
1981	Madison	W 52-0
1982	Madison	W 54-20
1983	Evanston	W 49-0
1984	Madison	W 31-16
1985	Madison	L 14-17
1986	Evanston	W 35-27
1987	Madison	L 24-27
1988	Evanston	L 14-35
1989	Madison	W 35-31
1990	Evanston	L 34-44
1991	Madison	W 32-14

Ohio State (W-12, L-45, T-4)

1913	Madison	W 12-0
1914	Columbus	W 7-6
1915	Madison	W 21-0
1916	Columbus	L 13-14
1917	Madison	L 3-16
1918	Columbus	W 14-3
1919	Madison	L 0-3
1920	Columbus	L 7-13
1930	Columbus	T 0-0
1931	Madison	L 0-6
1932	Columbus	T 7-7
1933	Madison	L 0-6
1941	Columbus	L 34-46
1942	Madison	W 17-7

1944	Madison	L 7-20
1945	Columbus	L 0-12
1946	Madison	W 20-7
1948	Columbus	L 32-34
1949	Madison	L 0-21
1950	Columbus	L 14-19
1951	Madison	T 6-6
1952	Columbus	L 14-23
1953	Madison	L 19-20
1954	Columbus	L 14-31
1955	Madison	L 16-26
1956	Columbus	L 0-21
1957	Madison	L 13-16
1958	Columbus	T 7-7
1959	Madison	W 12-3
1960	Columbus	L 7-34
1961	Madison	L 21-30
1962	Columbus	L 7-14
1963	Madison	L 10-13
1964	Columbus	L 3-28
1965	Madison	L 10-20
1966	Columbus	L 13-24
1967	Columbus	L 15-17
1968	Madison	L 8-43
1969	Columbus	L 7-62
1970	Madison	L 7-24
1971	Columbus	L 6-31
1972	Madison	L 20-28
1973	Madison	L 0-24
1974	Columbus	L 7-52
1975	Columbus	L 0-56
1976	Madison	L 20-30
1977	Columbus	L 0-42
1978	Madison	L 14-49
1979	Columbus	L 0-59
1980	Columbus	L 0-21
1981	Madison	W 24-21
1982	Columbus	W 6-0
1983	Columbus	L 27-45
1984	Madison	W 16-14
1985	Columbus	W 12-7
1986	Madison	L 17-30
1987	Madison	W 26-24
1988	Columbus	L 12-34
1989	Columbus	L 22-42
1990	Madison	L 10-35
1991	Columbus	L 16-31

Purdue (W-31, L-25, T-7)

1892	W. Lafayette	L 4-32
1893	Madison	W 36-30
1894	W. Lafayette	L 0-2
1906	Madison	W 29-5
1907	W. Lafayette	W 12-6
1912	Madison	W 41-0
1913	W. Lafayette	T 7-7
1914	Madison	W 14-7
1915	W. Lafayette	W 28-3
1925	Madison	W 7-0
1926	W. Lafayette	T 0-0
1927	Madison	W 12-6

1928	W. Lafayette	T 19-19
1929	Madison	L 0-13
1930	W. Lafayette	L 6-7
1931	Madison	W 21-14
1932	W. Lafayette	L 6-7
1933	Madison	L 0-14
1934	W. Lafayette	L 0-14
1935	Madison	W 8-0
1936	W. Lafayette	L 14-35
1937	Madison	T 7-7
1938	W. Lafayette	L 7-13
1939	Madison	T 7-7
1940	W. Lafayette	W 14-13
1941	Madison	W 13-0
1942	W. Lafayette	W 13-0
1943	Madison	L 0-32
1944	W. Lafayette	L 0-35
1945	Madison	L 7-13
1946	W. Lafayette	W 24-20
1947	Madison	W 32-14
1950	Madison	W 33-7
1951	W. Lafayette	W 31-7
1953	W. Lafayette	W 28-19
1954	Madison	W 20-6
1955	W. Lafayette	W 9-0
1956	Madison	T 6-6
1957	W. Lafayette	W 23-14
1958	Madison	W 31-6
1959	W. Lafayette	L 0-21
1960	Madison	W 24-13
1963	Madison	W 38-20
1964	W. Lafayette	L 7-28
1965	W. Lafayette	L 7-45
1966	Madison	L 0-23
1971	Madison	W 14-10
1972	W. Lafayette	L 6-27
1973	Madison	L 13-14
1974	W. Lafayette	W 28-14
1975	W. Lafayette	W 17-14
1976	Madison	L 16-18
1977	Madison	L 0-22
1978	Madison	T 24-24
1979	W. Lafayette	L 20-41
1980	Madison	L 6-12
1981	Madison	W 20-14
1982	W. Lafayette	W 35-31
1983	W. Lafayette	W 42-38
1984	Madison	W 30-13
1987	W. Lafayette	L 14-49
1988	Madison	L 6-9
1991	W. Lafayette	L 7-28

Washington (W-0, L-3)

1959	Pasadena	L 8-44
1967	Seattle	L 0-17
1968	Madison	L 17-21

ALL-TIME SCORES

1889 (0-2, .000)

Coach Alvin Kletsch

N 23	*Calumet Club[1]	L	0-27
D 14	Beloit	L	0-4

1890 (1-3, .250)

Coach Ted Mestre

N 1	*UW-Whitewater	W	106-0
N 15	Minnesota	L	0-63
N 22	*Lake Forest	L	6-16
N 26	*Northwestern[2]	L	10-22

1891 (3-1-1, .700)

Coach Herb Alward

O 17	Beloit	W	40-4
O 24	Minnesota	L	12-26
O 31	*Northwestern[3]	T	0-0
N 14	*Lake Forest	W	6-4
N 29	*Northwestern[4]	W	40-0

1892 (4-3, .571)

Coach Frank Crawford

O 1	*Beloit	W	32-4
O 15	*Michigan	L	6-10
O 19	Purdue	L	4-32
O 22	*Lake Forest[5]	W	10-6
O 29	*Minnesota	L	4-32
N 19	Northwestern	W	26-6
N 24	*Northwestern[6]	W	20-6

1893 (4-2, .667)

Coach Parke Davis

O 14	*Chicago AA[7]	L	0-22
O 21	*Lake Forest	W	24-0
O 28	*Beloit	W	18-0
N 4	Michigan	W	34-18
N 11	Minnesota	L	0-40
N 16	*Purdue	W	36-30

1894 (5-2, .714)

Coach H.O. Stickney

O 6	*Chicago AA	W	22-4
O 15	Purdue[&]	L	0-2
O 20	Chicago	W	30-0
O 27	Chicago AA	L	4-16
O 29	*Iowa	W	44-0
N 3	Beloit	W	46-0
N 17	*Minnesota	W	6-0

(& — Purdue game was forfeited)

1895 (5-2-1, .688)

Coach H.O. Stickney

S 21	*Northwestern[8]	W	12-6
S 30	*Iowa State	W	28-6
O 5	*Armour	W	32-4
O 12	*Lake Forest	W	26-5
O 19	*Grinnell	W	14-4
O 26	*Illinois	T	10-10
N 2	Chicago	L	12-22
N 16	Minnesota	L	10-14

1896 (7-1-1, .833)

Coach Phil King

O 10	*Lake Forest	W	34-0
O 14	*Madison HS	W	18-0
O 17	*Rush Medical	W	50-0
O 24	*Grinnell	W	54-6
O 31	Beloit	W	6-0
N 7	*Chicago	W	24-0
N 21	*Minnesota	W	6-0
N 26	Northwestern	T	6-6
D 19	Carlisle Indians[9]	L	8-18

1897 (9-1, .900)

Coach Phil King

O 2	*Lake Forest	W	30-0
O 6	*Madison HS[&]	W	8-0
O 9	*Rush Medical	W	28-0
O 16	*UW-Platteville	W	20-0
O 23	*Madison HS	W	29-0
O 30	Minnesota	W	39-0
N 6	*Beloit	W	11-0
N 13	Chicago	W	25-8
N 20	*UW Alumni	L	0-6
N 25	Northwestern	W	22-0

(& — called at half because of rain)

1898 (9-1, .900)

Coach Phil King

O 1	*Ripon	W	52-0
O 5	*Madison HS	W	21-0
O 8	*Dixon	W	76-0
O 15	*Rush Medical	W	42-0
O 22	*Beloit[10]	W	17-0
O 29	*Minnesota	W	29-0
N 5	*UW Alumni	W	12-11
N 12	Chicago	L	0-6
N 19	*UW-Whitewater	W	22-0
N 24	Northwestern	W	27-0

1899 (9-2, .818)

Coach Phil King

S 30	*Lake Forest	W	45-0
O 6	*Beloit[11]	W	36-0
O 14	*Northwestern	W	38-0
O 21	Yale	L	0-6
O 28	*Rush Medical	W	17-0
N 4	*UW Alumni	W	17-5
N 11	*Illinois[12]	W	23-0
N 18	Minnesota	W	19-0
N 25	*Lawrence	W	58-0
N 30	Michigan[13]	W	17-5
D 9	*Chicago	L	0-17

1900 (8-1, .889)

Coach Phil King

S 29	*Ripon	W	50-0
O 6	*Chicago P&S	W	5-0
O 13	*Beloit[14]	W	11-0
O 20	*Upper Iowa	W	64-0

O 27	*Grinnell	W	45-0
N 3	Minnesota	L	5-6
N 10	*Notre Dame	W	54-0
N 17	Chicago	W	39-5
N 24	*Illinois	W	27-0

1901 (9-0, 1.000)

Coach Phil King

S 28	*Milwaukee Medical	W	26-0
O 5	*Hyde Park (Ill.) HS	W	62-0
O 12	*Beloit[15]	W	40-0
O 19	*Knox	W	23-5
O 26	*Kansas	W	50-0
N 2	*Nebraska[16]	W	18-0
N 9	*Iowa State	W	45-0
N 16	Minnesota	W	18-0
N 28	Chicago	W	35-0

1902 (6-3, .667)

Coach Phil King

S 27	*Lawrence	W	11-0
O 4	*Hyde Park (Ill.) HS	W	24-5
O 11	*Lawrence	W	52-0
O 18	*Beloit[17]	W	52-6
O 25	*Kansas	W	38-0
N 1	Michigan[18]	L	0-6
N 8	*Northwestern	W	51-0
N 15	Minnesota	L	0-11
N 27	Chicago	L	0-11

1903 (6-3-1, .650)

Coach Art Curtis

O 3	*North Central	W	28-0
O 10	*Lawrence	W	40-7
O 17	*Beloit	W	87-0
O 21	*Osteopaths	W	32-0
O 24	*Knox	W	54-6
O 31	*Chicago	L	6-15
N 7	*UW-Oshkosh	W	52-0
N 14	Michigan	L	0-16
N 21	Northwestern	T	6-6
N 26	Minnesota	L	0-17

1904 (5-3, .625)

Coach Art Curtis

O 1	*Fort Sheridan	W	45-0
O 8	*Marquette	W	33-0
O 15	*Notre Dame[19]	W	58-0
O 22	*Drake	W	82-0
O 29	*Michigan	L	0-28
N 5	*Beloit	W	36-0
N 12	Minnesota	L	0-28
N 24	Chicago	L	11-18

1905 (8-2, .800)

Coach Phil King

S 23	Company I[20]	W	16-0
S 30	*Northwestern[&]	W	49-0
O 4	*Marquette	W	29-0
O 7	*Lawrence	W	34-0

ALL-TIME SCORES, CONT.

O 14	*Notre Dame[21]	W	21-0
O 21	*Chicago	L	0-4
O 28	*UW Alumni	W	17-0
N 4	Minnesota	W	16-12
N 11	*Beloit	W	44-0
N 18	Michigan	L	0-12

(& — Watertown, Wis.)

1906 (5-0, 1,000)

Coach Dr. C.P. Hutchins

O 13	*Lawrence	W	5-0
O 20	*North Dakota	W	10-0
N 3	*Iowa	W	18-4
N 10	Illinois	W	16-6
N 17	*Purdue	W	29-5

1907 (3-1-1, .700)

Coach Dr. C.P. Hutchins

O 26	*Illinois	L	4-15
N 2	Iowa	W	6-5
N 9	*Indiana	W	11-8
N 16	Purdue	W	12-6
N 23	*Minnesota	T	17-17

1908 (5-1, .833)

Coach Tom Barry

O 10	*Lawrence	W	35-0
O 17	Indiana	W	16-0
O 24	*UW Freshmen	W	24-15
O 31	*Marquette	W	9-6
N 7	Minnesota	W	5-0
N 21	*Chicago(h)	L	12-18

1909 (3-1-1, .700)

Coach Tom Barry

O 9	*Lawrence	W	22-0
O 23	*Indiana	W	6-3
O 30	Northwestern	W	21-11
N 13	*Minnesota (h)	L	6-34
N 20	Chicago	T	6-6

1910 (1-2-2, .400)

Coach Tom Barry

O 8	*Lawrence	T	6-6
O 22	Indiana[22]	L	3-12
O 29	*Northwestern	T	0-0
N 12	Minnesota	L	0-28
N 19	*Chicago(h)	W	10-0

1911 (5-1-1, .786)

Coach J.R. Richards

O 7	*Lawrence	W	15-0
O 14	*Ripon	W	24-0
O 21	*Colorado College	W	26-0
O 28	Northwestern	W	28-3
N 4	*Iowa	W	12-0
N 18	*Minnesota(h)	T	6-6
N 25	Chicago	L	0-5

1912 (7-0, 1,000)

Coach William Juneau

O 5	*Lawrence	W	13-0
O 12	*Northwestern	W	56-0
O 19	*Purdue	W	41-0
N 2	*Chicago(h)	W	30-12
N 9	*Arkansas	W	64-7
N 16	Minnesota	W	14-0
N 23	Iowa	W	28-10

1913 (3-3-1, .500)

Coach William Juneau

O 4	*Lawrence	W	58-7
O 11	*Marquette	W	13-0
O 18	Purdue	T	7-7
O 25	*Michigan State	L	7-12
N 1	*Minnesota(h)	L	3-21
N 8	*Ohio State	W	12-0
N 22	Chicago	L	0-19

1914 (4-2-1, .643)

Coach William Juneau

O 3	*Lawrence	W	21-0
O 10	*Marquette	W	48-0
O 17	*Purdue	W	14-7
O 24	Ohio State	W	7-6
O 31	*Chicago(h)	T	0-0
N 14	Minnesota	L	3-14
N 21	*Illinois	L	9-24

1915 (4-3, .571)

Coach William Juneau

O 2	*Lawrence	W	82-0
O 8	*Marquette	W	85-0
O 16	Purdue	W	28-3
O 23	*Ohio State	W	21-0
O 30	Chicago	L	13-14
N 13	Illinois	L	3-17
N 20	*Minnesota(h)	L	3-20

1916 (4-2-1, .643)

Coach Paul Withington

O 7	*Lawrence	W	20-0
O 14	*So. Dakota State	W	28-3
O 21	*Haskell Indians	W	13-0
O 28	*Chicago(h)	W	30-7
N 4	Ohio State	L	13-14
N 18	Minnesota	L	0-54
N 25	*Illinois	T	0-0

1917 (4-2-1, .643)

Coach J.R. Richards

O 6	*Beloit	W	34-0
O 13	*Notre Dame	T	0-0
O 20	Illinois	L	0-7
O 27	*Iowa	W	20-0
N 3	*Minnesota(h)	W	10-7
N 10	*Ohio State	L	3-16
N 24	Chicago	W	18-0

1918 (3-3, .500)

Coach Guy Lowman

O 26	*Camp Grant	L	0-7
N 2	*Beloit	W	21-0
N 9	*Illinois(h)	L	0-22
N 16	Minnesota	L	0-6
N 23	Ohio State	W	14-3
N 28	*Michigan State	W	7-6

1919 (5-2, .714)

Coach J.R. Richards

O 4	*Ripon	W	37-0
O 11	*Marquette	W	13-0
O 18	Northwestern	W	10-6
O 25	Illinois	W	14-10
N 1	*Minnesota(h)	L	7-19
N 15	*Ohio State	L	0-3
N 22	Chicago	W	10-3

1920 (6-1, .857)

Coach J.R. Richards

O 2	*Lawrence	W	60-0
O 9	*Michigan State	W	27-0
O 16	*Northwestern	W	27-7
O 23	Ohio State	L	7-13
N 6	Minnesota	W	3-0
N 13	*Illinois(h)	W	14-9
N 20	Chicago	W	3-0

1921 (5-1-1, .786)

Coach J.R. Richards

O 1	*Lawrence	W	28-0
O 8	*So. Dakota State	W	24-3
O 15	Northwestern	W	27-0
O 22	Illinois	W	20-0
O 29	*Minnesota(h)	W	35-0
N 12	*Michigan	T	7-7
N 19	Chicago	L	0-3

1922 (4-2-1, .643)

Coach J.R. Richards

O 7	*Carleton	W	41-0
O 14	*So. Dakota State	W	20-6
O 21	*Indiana	W	20-0
N 4	Minnesota	W	14-0
N 11	*Illinois(h)	L	0-3
N 18	Michigan	L	6-13
N 25	Chicago	T	0-0

1923 (3-3-1, .500)

Coach Jack Ryan

O 6	*Coe	W	7-3
O 13	*Michigan State	W	21-0
O 20	Indiana	W	52-0
O 27	*Minnesota(h)	T	0-0
N 10	Illinois	L	0-10
N 17	*Michigan	L	3-6
N 24	Chicago	L	6-13

1924 (2-3-3, .438)*Coach Jack Ryan*

S 27	*No. Dakota State	W	25-0
O 4	*Iowa State	W	17-0
O 11	*Coe	T	7-7
O 18	*Minnesota	T	7-7
O 25	Michigan	L	0-21
N 8	*Notre Dame	L	3-38
N 15	*Iowa(h)	L	7-21
N 22	Chicago	T	0-0

1925 (6-1-1, .813)*Coach George Little*

O 3	*Iowa State	W	30-0
O 10	*Franklin	W	35-0
O 17	*Michigan(h)	L	0-21
O 24	*Purdue	W	7-0
O 31	Minnesota	T	12-12
N 7	Iowa	W	6-0
N 14	*Michigan State	W	21-10
N 21	Chicago	W	20-7

1926 (5-2-1, .688)*Coach George Little*

O 2	*Cornell	W	38-0
O 9	*Kansas	W	13-0
O 16	Purdue	T	0-0
O 23	*Indiana	W	27-2
O 30	*Minnesota	L	10-16
N 6	Michigan	L	0-37
N 13	*Iowa(h)	W	20-10
N 20	Chicago	W	14-7

1927 (4-4, .500)*Coach Glenn Thistlewaite*

O 1	*Cornell	W	31-6
O 8	Kansas	W	26-6
O 15	*Michigan	L	0-14
O 22	*Purdue	W	12-6
O 29	Minnesota	L	7-13
N 5	*Grinnell	W	20-2
N 12	*Iowa(h)	L	0-16
N 19	Chicago	L	0-6

1928 (7-1-1, .833)*Coach Glenn Thistlewaite*

O 6	*Notre Dame	W	22-6
O 13	*Cornell	W	49-0
O 13	*No. Dakota State	W	13-7
O 20	Purdue	T	19-19
O 27	Michigan	W	7-0
N 3	*Alabama	W	15-0
N 10	*Chicago(h)	W	25-0
N 17	Iowa	W	13-0
N 24	*Minnesota	L	0-6

1929 (4-5, .444)*Coach Glenn Thistlewaite*

S 28	*Ripon	W	22-0
------	--------	---	------

S 28	*So. Dakota State	W	21-0
O 5	*Colgate	W	13-6
O 12	*Northwestern	L	0-7
O 19	Notre Dame[23]	L	0-19
O 26	*Iowa	L	0-14
N 2	*Purdue(h)	L	0-13
N 9	Chicago	W	20-6
N 23	Minnesota	L	12-13

1930 (6-2-1, .722)*Coach Glenn Thistlewaite*

O 4	*Lawrence	W	53-6
O 4	*Carleton	W	28-0
O 11	*Chicago	W	34-0
O 18	*Pennsylvania(h)	W	27-0
O 25	Purdue	L	6-7
N 1	Ohio State	T	0-0
N 8	*So. Dakota State	W	58-7
N 15	Northwestern	L	7-20
N 22	*Minnesota	W	14-0

1931 (5-4-1, .550)*Coach Glenn Thistlewaite*

O 3	*Bradley	W	33-6
O 3	*No. Dakota State	W	12-7
O 10	*Auburn	T	7-7
O 17	*Purdue	W	21-14
O 24	Pennsylvania	L	13-27
O 31	Minnesota	L	0-14
N 7	Illinois	W	7-6
N 14	*Ohio State(h)	L	0-6
N 21	Chicago	W	12-7
N 28	Michigan	L	0-16

1932 (6-1-1, .813)*Coach Clarence Spears*

O 1	*Marquette	W	7-2
O 8	*Iowa	W	34-0
O 15	Purdue	L	6-7
O 22	*Coe	W	39-0
O 29	Ohio State	T	7-7
N 5	*Illinois(h)	W	20-12
N 12	*Minnesota	W	20-13
N 19	Chicago	W	18-7

1933 (2-5-1, .313)*Coach Clarence Spears*

O 7	*Marquette	W	19-0
O 14	Illinois	L	0-21
O 21	Iowa	L	7-26
O 28	*Purdue(h)	L	0-14
N 4	Chicago	T	0-0
N 11	*West Virginia	W	25-6
N 18	*Ohio State	L	0-6
N 25	Minnesota	L	3-6

1934 (4-4, .500)*Coach Clarence Spears*

O 6	*Marquette	W	3-0
-----	------------	---	-----

O 13	*So. Dakota State	W	28-7
O 20	Purdue	L	0-14
O 27	Notre Dame	L	0-19
N 3	Northwestern	L	0-7
N 10	Michigan	W	10-0
N 17	*Illinois(h)	W	7-3
N 24	*Minnesota	L	0-34

1935 (1-7, .125)*Coach Clarence Spears*

S 28	*So. Dakota State	L	6-13
O 5	*Marquette	L	0-33
O 12	*Notre Dame	L	0-27
O 19	*Michigan	L	12-20
O 26	Chicago	L	7-13
N 9	*Purdue(h)	W	8-0
N 16	Northwestern	L	13-32
N 23	Minnesota	L	7-33

1936 (2-6, .250)*Coach Harry Stuhldreher*

S 26	*So. Dakota State	W	24-7
O 3	*Marquette	L	6-12
O 10	Purdue	L	14-35
O 17	Notre Dame	L	0-27
O 31	*Chicago(h)	L	6-7
N 7	Northwestern	L	18-26
N 14	*Cincinnati	W	27-6
N 21	*Minnesota	L	0-24

1937 (4-3-1, .563)*Coach Harry Stuhldreher*

S 25	*So. Dakota State	W	32-0
O 2	*Marquette	W	12-0
O 9	Chicago	W	27-0
O 16	*Iowa(h)	W	13-6
O 23	Pittsburgh	L	0-21
O 30	*Northwestern	L	6-14
N 13	*Purdue	T	7-7
N 20	Minnesota	L	6-13

1938 (5-3, .625)*Coach Harry Stuhldreher*

O 1	*Marquette	W	27-0
O 8	Iowa	W	31-13
O 15	*Pittsburgh	L	6-26
O 22	Purdue	L	7-13
O 29	*Indiana(h)	W	6-0
N 5	Northwestern	W	20-13
N 12	UCLA	W	14-7
N 19	*Minnesota	L	0-21

1939 (1-6-1, .188)*Coach Harry Stuhldreher*

S 30	*Marquette	W	14-13
O 7	*Texas	L	7-17
O 14	*Indiana	L	0-14
O 21	Northwestern	L	7-13
O 28	*Iowa	L	13-19

ALL-TIME SCORES, CONT.

N 4	Illinois	L	0-7
N 18	*Purdue(h)	T	7-7
N 25	Minnesota	L	6-23

1940 (4-4, .500)

Coach Harry Stuhldreher

O 5	*Marquette	W	33-19
O 12	Iowa	L	12-30
O 19	*Northwestern	L	7-27
O 26	Purdue	W	14-13
N 2	*Illinois(h)	W	13-6
N 9	Columbia	L	6-7
N 16	*Indiana	W	27-10
N 23	*Minnesota	L	13-22

1941 (3-5, .375)

Coach Harry Stuhldreher

O 4	*Marquette	L	7-28
O 11	Northwestern	L	14-41
O 18	*Iowa	W	23-0
O 25	*Indiana(h)	W	27-25
N 1	*Syracuse	L	20-27
N 8	Ohio State	L	34-46
N 15	*Purdue	W	13-0
N 22	Minnesota	L	6-41

1942 (8-1-1, .850)

Coach Harry Stuhldreher

S 19	*Camp Grant	W	7-0
S 26	*Notre Dame	T	7-7
O 3	*Marquette	W	35-7
O 10	*Missouri	W	17-9
O 17	Great Lakes[24]	W	13-7
O 24	Purdue	W	13-0
O 31	*Ohio State(h)	W	17-7
N 7	Iowa	L	0-6
N 14	Northwestern	W	20-19
N 21	*Minnesota	W	20-6

1943 (1-9, .100)

Coach Harry Stuhldreher

S 18	*Marquette	L	7-33
S 25	Camp Grant[25]	L	7-10
O 2	Iowa	W	7-5
O 9	*Illinois	L	7-25
O 16	*Notre Dame	L	0-50
O 23	Indiana	L	0-34
O 30	*Purdue	L	0-32
N 6	*Northwestern(h)	L	0-41
N 13	Michigan	L	0-27
N 20	Minnesota	L	13-25

1944 (3-6, .333)

Coach Harry Stuhldreher

S 30	Northwestern	W	7-6
O 7	*Marquette	W	21-2
O 14	*Ohio State(h)	L	7-20
O 21	Notre Dame	L	13-28
O 28	*Great Lakes	L	12-40
N 4	Purdue	L	0-35

N 11	*Iowa	W	26-7
N 18	Michigan	L	0-14
N 25	*Minnesota	L	26-28

1945 (3-4-2, .444)

Coach Harry Stuhldreher

S 22	Great Lakes	T	0-0
S 29	*Marquette	W	40-13
O 6	*Purdue	L	7-13
O 13	Ohio State	L	0-12
O 20	*Illinois	T	7-7
N 3	Iowa	W	27-7
N 10	*Northwestern(h)	L	14-28
N 17	Navy[26]	L	7-36
N 24	Minnesota	W	26-12

1946 (4-5, .444)

Coach Harry Stuhldreher

S 21	*Marquette	W	34-0
S 28	California	W	28-7
O 5	Northwestern	L	0-28
O 12	*Ohio State	W	20-7
O 19	Illinois	L	21-27
N 2	Purdue	W	24-20
N 9	*Iowa(h)	L	7-21
N 16	Michigan	L	6-28
N 23	*Minnesota	L	0-6

1947 (5-3-1, .611)

Coach Harry Stuhldreher

S 27	*Purdue	W	32-14
O 4	Indiana	T	7-7
O 11	*California	L	7-48
O 18	Yale	W	9-0
O 25	*Marquette	W	35-12
N 1	Northwestern	W	29-0
N 8	*Iowa(h)	W	46-14
N 15	*Michigan	L	6-40
N 22	Minnesota	L	0-21

1948 (2-7, .222)

Coach Harry Stuhldreher

S 25	*Indiana	L	7-35
O 2	*Illinois	W	20-16
O 9	California	L	14-40
O 16	*Yale	L	7-17
O 23	Ohio State	L	32-34
O 30	Iowa	L	13-19
N 6	*Northwestern(h)	L	7-16
N 13	*Marquette	W	26-0
N 20	*Minnesota	L	0-16

1949 (5-3-1, .611)

Coach Ivy Williamson

S 24	*Marquette	W	41-0
O 1	Illinois	T	13-13
O 8	*California	L	20-35
O 15	*Navy	W	48-13
O 22	*Ohio State	L	0-21
O 29	Indiana	W	30-14

N 5	Northwestern	W	14-6
N 12	*Iowa(h)	W	35-13
N 19	Minnesota	L	6-14

1950 (6-3, .667)

Coach Ivy Williamson

S 30	*Marquette	W	28-6
O 7	Illinois	W	7-6
O 14	Iowa	W	14-0
O 21	Michigan	L	13-26
O 28	*Northwestern	W	14-13
N 4	*Purdue(h)	W	33-7
N 11	Ohio State	L	14-19
N 18	Pennsylvania	L	0-20
N 25	*Minnesota	W	14-0

1951 (7-1-1, .833)

Coach Ivy Williamson

S 29	*Marquette	W	22-6
O 6	Illinois	L	10-14
O 13	*Ohio State	T	6-6
O 20	Purdue	W	31-7
O 27	Northwestern	W	41-0
N 3	*Indiana(h)	W	6-0
N 10	*Pennsylvania	W	16-7
N 17	*Iowa	W	34-7
N 24	Minnesota	W	30-6

1952 (6-3-1, .650)

Coach Ivy Williamson

S 27	*Marquette	W	42-19
O 4	*Illinois	W	20-6
O 11	Ohio State	L	14-23
O 18	Iowa	W	42-13
O 25	*UCLA	L	7-20
N 1	Rice	W	21-7
N 8	*Northwestern(h)	W	24-20
N 15	Indiana	W	37-14
N 22	*Minnesota	T	21-21

Rose Bowl

J 1	USC[27]	L	0-7
-----	---------	---	-----

1953 (6-2-1, .722)

Coach Ivy Williamson

S 26	*Penn State	W	20-0
O 3	*Marquette	W	13-11
O 9	UCLA	L	0-13
O 17	Purdue	W	28-19
O 24	*Ohio State	L	19-20
O 31	*Iowa(h)	W	10-6
N 7	Northwestern	W	34-13
N 14	*Illinois	W	34-7
N 21	Minnesota	T	21-21

1954 (7-2, .778)

Coach Ivy Williamson

S 25	*Marquette	W	52-14
O 2	Michigan State	W	6-0
O 9	*Rice	W	13-7
O 16	*Purdue	W	20-6

O 23 Ohio State L 14-31
 O 30 Iowa L 7-13
 N 6 *Northwestern(h) W 34-13
 N 13 Illinois W 27-14
 N 20 *Minnesota W 27-0

1955 (4-5, .444)

Coach Ivy Williamson

S 24 *Marquette W 28-14
 O 1 *Iowa W 37-14
 O 8 Purdue W 9-0
 O 14 USC L 21-33
 O 22 *Ohio State L 16-26
 O 29 *Michigan State(h) L 0-27
 N 5 Northwestern W 41-14
 N 12 *Illinois L 14-17
 N 19 Minnesota L 6-21

1956 (1-5-3, .278)

Coach Milt Bruhn

S 29 *Marquette W 41-0
 O 6 *USC L 6-13
 O 13 Iowa L 7-13
 O 20 *Purdue T 6-6
 O 27 Ohio State L 0-21
 N 3 Michigan State L 0-33
 N 10 *Northwestern(h) L 7-17
 N 17 Illinois T 13-13
 N 24 *Minnesota T 13-13

1957 (6-3, .667)

Coach Milt Bruhn

S 28 *Marquette W 60-6
 O 5 *West Virginia W 45-13
 O 12 Purdue W 23-14
 O 19 Iowa L 7-21
 O 26 *Ohio State L 13-16
 N 2 *Michigan State L 7-21
 N 9 Northwestern W 41-12
 N 16 *Illinois(h) W 24-13
 N 23 Minnesota W 14-6

1958 (7-1-1, .833)

Coach Milt Bruhn

S 26 Miami, Fla. W 20-0
 O 4 *Marquette W 50-0
 O 11 *Purdue W 31-6
 O 18 *Iowa L 9-20
 O 25 Ohio State T 7-7
 N 1 Michigan State W 9-7
 N 8 *Northwestern(h) W 17-13
 N 15 Illinois W 31-12
 N 22 *Minnesota W 27-12

1959 (7-3, .700)

Coach Milt Bruhn

S 26 *Stanford W 16-14
 O 3 *Marquette W 44-6
 O 10 Purdue L 0-21
 O 17 *Iowa W 25-16
 O 24 *Ohio State W 12-3

O 31 Michigan W 19-10
 N 7 Northwestern W 24-19
 N 14 *Illinois(h) L 6-9
 N 21 Minnesota W 11-7
Rose Bowl
 J 1 Washington[28] L 8-44

1960 (4-5, .444)

Coach Milt Bruhn

S 24 Stanford W 24-7
 O 1 *Marquette W 35-6
 O 8 *Purdue W 24-13
 O 15 Iowa L 21-28
 O 22 Ohio State L 7-34
 O 29 *Michigan W 16-13
 N 5 *Northwestern(h) L 0-21
 N 12 Illinois L 14-35
 N 19 *Minnesota L 7-26

1961 (6-3, .667)

Coach Milt Bruhn

S 23 *Utah W 7-0
 S 30 *Michigan State L 0-20
 O 7 Indiana W 6-3
 O 14 *Oregon State W 23-20
 O 21 Iowa L 15-47
 O 28 *Ohio State(h) L 21-30
 N 11 Northwestern W 29-10
 N 18 *Illinois W 55-7
 N 25 Minnesota W 23-21

1962 (8-2, .800)

Coach Milt Bruhn

S 29 *New Mexico State W 69-13
 O 6 *Indiana W 30-6
 O 13 *Notre Dame W 17-8
 O 20 *Iowa W 42-14
 O 27 Ohio State L 7-14
 N 3 Michigan W 34-12
 N 10 *Northwestern(h) W 37-6
 N 17 Illinois W 35-6
 N 24 *Minnesota W 14-9

Rose Bowl

J 1 USC[29] L 37-42

1963 (5-4, .556)

Coach Milt Bruhn

S 21 *Western Michigan W 41-0
 S 28 Notre Dame W 14-9
 O 12 *Purdue W 38-20
 O 19 Iowa W 10-7
 O 26 *Ohio State L 10-13
 N 2 Michigan State L 13-30
 N 9 *Northwestern(h) W 17-14
 N 16 *Illinois L 7-17
 N 28 Minnesota L 0-14

1964 (3-6, .333)

Coach Milt Bruhn

S 19 *Kansas State W 17-7
 S 26 *Notre Dame L 7-31

O 10 Purdue L 7-28
 O 17 *Iowa W 31-21
 O 24 Ohio State L 3-28
 O 31 *Michigan State(h) L 6-22
 N 7 Northwestern L 13-17
 N 14 Illinois L 0-29
 N 21 *Minnesota W 14-7

1965 (2-7-1, .250)

Coach Milt Bruhn

S 18 *Colorado T 0-0
 S 25 *USC L 6-26
 O 2 *Iowa W 16-13
 O 9 Nebraska L 0-37
 O 16 Northwestern W 21-7
 O 23 *Ohio State(h) L 10-20
 O 30 Michigan L 14-50
 N 6 Purdue L 7-45
 N 13 *Illinois L 0-51
 N 20 Minnesota L 7-42

1966 (3-6-1, .350)

Coach Milt Bruhn

S 14 *Iowa State W 20-10
 S 24 USC L 3-38
 O 1 Iowa W 7-0
 O 8 *Nebraska L 3-31
 O 15 *Northwestern T 3-3
 O 22 Ohio State L 13-24
 O 29 *Michigan L 17-28
 N 5 *Purdue(h) L 0-23
 N 12 Illinois L 14-49
 N 19 *Minnesota W 7-6

1967 (0-9-1, .050)

Coach John Coatta

S 23 Washington L 0-17
 S 30 *Arizona State L 16-42
 O 7 Michigan State L 7-35
 O 14 *Pittsburgh L 11-13
 O 21 *Iowa T 21-21
 O 28 *Northwestern(h) L 13-17
 N 4 Indiana L 9-14
 N 11 Ohio State L 15-17
 N 18 *Michigan L 14-27
 N 25 Minnesota L 14-21

1968 (0-10, .000)

Coach John Coatta

S 21 Arizona State L 7-55
 S 28 *Washington L 17-21
 O 5 *Michigan State L 0-39
 O 12 *Utah State L 0-20
 O 19 Iowa L 0-41
 O 26 Northwestern L 10-13
 N 2 *Indiana(h) L 20-21
 N 9 *Ohio State L 8-43
 N 16 Michigan L 9-34
 N 23 *Minnesota L 15-23

ALL-TIME SCORES, CONT.

1969 (3-7, .300)

Coach John Coatta

S 20	*Oklahoma	L	21-48
S 27	*UCLA	L	23-34
O 4	*Syracuse	L	7-43
O 11	*Iowa	W	23-17
O 18	Northwestern	L	7-27
O 25	*Indiana(h)	W	36-34
N 1	Michigan	L	7-35
N 8	Ohio State	L	7-62
N 15	*Illinois	W	55-14
N 22	Minnesota	L	10-35

1970 (4-5-1, .450)

Coach John Jardine

S 19	Oklahoma	L	7-21
S 26	*TCU	T	14-14
O 3	*Penn State	W	29-16
O 10	Iowa	L	14-24
O 17	*Northwestern	L	14-24
O 24	Indiana	W	30-12
O 31	*Michigan(h)	L	15-29
N 7	*Ohio State	L	7-24
N 14	Illinois	W	29-17
N 21	*Minnesota	W	39-14

1971 (4-6-1, .409)

Coach John Jardine

S 11	*Northern Illinois	W	31-0
S 18	Syracuse	T	20-20
S 25	*LSU	L	28-38
O 2	Northwestern	L	11-24
O 9	*Indiana	W	35-29
O 16	*Michigan State	W	31-28
O 23	Ohio State	L	6-31
O 30	Iowa	L	16-20
N 6	*Purdue(h)	W	14-10
N 13	*Illinois	L	27-35
N 20	Minnesota	L	21-23

1972 (4-7, .364)

Coach John Jardine

S 16	*Northern Illinois	W	31-7
S 23	*Syracuse	W	31-7
S 30	LSU	L	7-27
O 7	*Northwestern	W	21-14
O 14	Indiana	L	7-33
O 21	Michigan State	L	0-31
O 28	*Ohio State	L	20-28
N 4	*Iowa(h)	W	16-14
N 11	Purdue	L	6-27
N 18	Illinois	L	7-27
N 25	*Minnesota	L	6-14

1973 (4-7, .364)

Coach John Jardine

S 15	*Purdue	L	13-14
S 22	*Colorado	L	25-28
S 29	Nebraska	L	16-20
O 6	*Wyoming	W	37-28

O 13	*Ohio State	L	0-24
O 20	Michigan	L	6-35
O 27	*Indiana(h)	W	31-7
N 3	Michigan State	L	0-21
N 10	*Iowa	W	35-7
N 17	*Northwestern	W	36-34
N 24	Minnesota	L	17-19

1974 (7-4, .636)

Coach John Jardine

S 14	Purdue	W	28-14
S 21	*Nebraska	W	21-20
S 28	Colorado	L	21-24
O 5	*Missouri	W	59-20
O 12	Ohio State	L	7-52
O 19	*Michigan	L	20-24
O 26	Indiana	W	35-25
N 2	*Michigan State(h)	L	21-28
N 9	Iowa	W	28-15
N 16	Northwestern	W	52-7
N 23	*Minnesota	W	49-14

1975 (4-6-1, .409)

Coach John Jardine

S 13	*Michigan	L	6-23
S 20	*South Dakota	W	48-7
S 27	Missouri	L	21-28
O 4	*Kansas	L	7-41
O 11	Purdue	W	17-14
O 18	Ohio State	L	0-56
O 25	*Northwestern(h)	W	17-14
N 1	*Illinois	W	18-9
N 8	Iowa	L	28-45
N 15	*Indiana	T	9-9
N 22	Minnesota	L	3-24

1976 (5-6, .455)

Coach John Jardine

S 11	Michigan	L	27-40
S 18	*North Dakota	W	45-9
S 25	*Washington State	W	35-26
O 2	Kansas	L	24-34
O 9	*Purdue	L	16-18
O 16	*Ohio State	L	20-30
O 23	Northwestern	W	28-25
O 30	Illinois	L	25-31
N 6	*Iowa(h)	W	38-21
N 13	Indiana	L	14-15
N 20	*Minnesota	W	26-17

1977 (5-6, .455)

Coach John Jardine

S 10	Indiana	W	30-14
S 17	*Northern Illinois	W	14-3
N 24	Oregon	W	22-10
O 1	*Northwestern	W	19-7
O 8	*Illinois	W	26-0
O 15	Michigan	L	0-56
O 22	*Michigan State(h)	L	7-9
O 29	Ohio State	L	0-42

N 5	*Purdue	L	0-22
N 12	*Iowa	L	8-24
N 19	Minnesota	L	7-13

1978 (5-4-2, .545)

Coach Dave McClain

S 16	*Richmond	W	7-6
S 23	Northwestern	W	28-7
S 30	*Oregon	W	22-19
O 7	*Indiana	W	34-7
O 14	Illinois	T	20-20
O 21	*Michigan	L	0-42
O 28	Michigan State	L	2-55
N 4	*Ohio State	L	14-49
N 11	*Purdue(h)	T	24-24
N 18	Iowa	L	24-38
N 25	*Minnesota	W	48-10

1979 (4-7, .364)

Coach Dave McClain

S 8	Purdue	L	20-41
S 15	*Air Force	W	38-0
S 22	*UCLA	L	12-37
S 29	San Diego State	L	17-24
O 6	*Indiana	L	0-3
O 13	*Michigan State	W	38-29
O 20	Ohio State	L	0-59
O 27	*Iowa(h)	L	13-24
N 3	Michigan	L	0-54
N 10	*Northwestern	W	28-3
N 17	Minnesota	W	42-37

1980 (4-7, .364)

Coach Dave McClain

S 13	*Purdue	L	6-12
S 20	*Brigham Young	L	3-28
S 27	UCLA	L	0-35
O 4	*San Diego State(h)	W	35-12
O 11	Indiana	L	0-24
O 18	Michigan State	W	17-7
O 25	*Ohio State	L	0-21
N 1	Iowa	L	13-22
N 8	*Michigan	L	0-24
N 15	Northwestern	W	39-19
N 22	*Minnesota	W	25-7

1981 (7-5, .583)

Coach Dave McClain

S 12	*Michigan	W	21-14
S 19	*UCLA	L	13-31
S 26	*W. Michigan(h)	W	21-10
O 3	*Purdue	W	20-14
O 10	*Ohio State	W	24-21
O 17	Michigan State	L	14-33
O 24	Illinois	L	21-23
O 31	*Northwestern	W	52-0
N 7	Indiana	W	28-7
N 14	*Iowa	L	7-17
N 21	Minnesota	W	26-21

Garden State Bowl		
D 13	Tennessee[30]	L 21-28

1982 (7-5, .583)

Coach Dave McClain

S 11	Michigan	L 9-20
S 18	*UCLA	L 26-51
S 25	*Toledo(h)	W 36-27
O 2	Purdue	W 35-31
O 9	Ohio State	W 6-0
O 16	*Michigan State	W 24-23
O 23	*Illinois	L 28-29
O 30	*Northwestern	W 54-20
N 6	*Indiana	L 17-20
N 13	Iowa	L 14-28
N 20	*Minnesota	W 24-0

Independence Bowl

D 11	Kansas State[31]	W 14-3
------	------------------	--------

1983 (7-4, .636)

Coach Dave McClain

S 10	*Northern Illinois	W 37-9
S 17	*Missouri	W 21-20
S 24	*Michigan	L 21-38
O 1	Northwestern	W 49-0
O 8	*Illinois	L 15-27
O 15	Minnesota	W 56-17
O 22	*Indiana(h)	W 45-14
O 29	Ohio State	L 27-45
N 5	*Iowa	L 14-34
N 12	Purdue	W 42-38
N 19	*Michigan State	W 32-0

1984 (7-4-1, .625)

Coach Dave McClain

S 8	*Northern Illinois	W 27-14
S 15	Missouri	W 35-34
S 22	Michigan	L 14-20
S 29	*Northwestern	W 31-16
O 6	Illinois	L 6-22
O 13	*Minnesota(h)	L 14-17
O 20	Indiana	W 20-16
O 27	*Ohio State	W 16-14
N 3	Iowa	T 10-10
N 10	*Purdue	W 30-13
N 17	Michigan State	W 20-10

Hall of Fame Bowl

D 29	Kentucky[32]	L 19-20
------	--------------	---------

1985 (5-6, .455)

Coach Dave McClain

S 14	*Northern Illinois	W 38-17
S 21	*UNLV	W 26-23
S 28	Wyoming	W 41-17
O 5	Michigan	L 6-33
O 12	*Iowa	L 13-23
O 19	*Northwestern	L 14-17
O 26	Illinois	L 25-38
N 2	*Indiana(h)	W 31-20
N 9	Minnesota	L 18-27

N 16	Ohio State	W 12-7
N 23	*Michigan State	L 7-41

1986 (3-9, .250)

Coach Jim Hilles

S 6	Hawaii	L 17-20
S 13	*Northern Illinois	W 35-20
S 20	UNLV	L 7-17
S 27	*Wyoming	L 12-21
O 4	*Michigan	L 17-34
O 11	Iowa	L 6-17
O 18	Northwestern	W 35-27
O 25	*Illinois(h)	W 15-9
N 1	Indiana	L 7-21
N 8	*Minnesota	L 20-27
N 15	*Ohio State	L 17-30
N 22	Michigan State	L 13-23

1987 (3-8, .273)

Coach Don Morton

S 12	*Hawaii	W 28-7
S 19	*Utah	L 28-31
S 26	*Ball State	W 30-13
O 3	Michigan	L 0-49
O 10	*Iowa	L 10-31
O 17	Illinois	L 14-16
O 24	*Northwestern(h)	L 24-27
O 31	Purdue	L 14-49
N 7	*Ohio State	W 26-24
N 14	Minnesota	L 19-22
N 21	*Michigan State	L 9-30

1988 (1-10, .091)

Coach Don Morton

S 3	*Western Michigan	L 14-24
S 17	*Northern Illinois	L 17-19
S 24	Miami, Fla.	L 3-23
O 1	*Michigan	L 14-62
O 8	Iowa	L 6-31
O 15	*Illinois	L 6-34
O 22	Northwestern	L 14-35
O 29	*Purdue(h)	L 6-9
N 5	Ohio State	L 12-34
N 12	*Minnesota	W 14-7
N 19	Michigan State	L 0-36

1989 (2-9, .182)

Coach Don Morton

S 9	*Miami, Fla.	L 3-51
S 16	*Toledo	W 23-10
S 23	California	L 14-20
O 7	Michigan	L 0-24
O 14	*Iowa	L 24-31
O 21	*Northwestern(h)	W 35-31
O 28	Illinois	L 9-32
N 4	Minnesota	L 22-24
N 11	*Indiana	L 17-45
N 18	Ohio State	L 22-42
N 25	*Michigan State	L 3-31

1990 (1-10, .091)

Coach Barry Alvarez

S 8	*California	L 12-28
S 15	*Ball State	W 24-7
S 22	*Temple	L 18-24
O 6	*Michigan	L 3-41
O 13	Iowa	L 10-30
O 20	Northwestern	L 34-44
O 27	*Illinois(h)	L 3-21
N 3	*Minnesota	L 3-21
N 10	Indiana	L 7-20
N 17	*Ohio State	L 10-35
N 24	Michigan State	L 9-14

1991 (5-6, .455)

Coach Barry Alvarez

S 14	*W. Illinois	W 31-13
S 21	*Iowa State	W 7-6
S 28	*E. Michigan	W 21-6
O 5	Ohio State	L 16-31
O 12	*Iowa	L 6-10
O 19	Purdue	L 7-28
O 26	*Indiana (h)	L 20-28
N 2	Illinois	L 6-22
N 9	*Michigan State	L 7-20
N 16	Minnesota	W 19-16
N 23	*Northwestern	W 32-14

* — home game
(h) — homecoming


Game sites

- [1-8] Milwaukee
- [9] Chicago Coliseum
- [10-12] Milwaukee
- [13] Chicago
- [14-17] Milwaukee
- [18] Chicago
- [19] Milwaukee
- [20] Marinette, Wis.
- [21] Milwaukee
- [22] Indianapolis
- [23-24] Soldier Field
- [25] Rockford, Ill.
- [26] Baltimore
- [27-29] Pasadena, Cal.
- [30] East Rutherford, N.J.
- [31] Shreveport, La.
- [32] Birmingham, Ala.

ALL-TIME SCORE YEARLY RECORDS

Record by Decades

Decade	Overall	Pct.
1890s	56-20-3	.728
1900s	58-15-3	.783
1910s	40-20-7	.649
1920s	46-23-9	.647
1930s	36-41-6	.470
1940s	38-47-5	.450
1950s	57-28-7	.658
1960s	34-59-3	.370
1970s	46-58-5	.445
1980s	46-67-1	.408
1990s	6-16-0	.273



Milt Bruhn led the Badgers to Rose Bowls after the 1959 and 1962 seasons.

Year	Coach	Overall W	L	T
1889	Alvin Kletsch	0	2	0
1890	Ted Mestre	1	3	0
1891	Herb Alward	3	1	1
1892	Frank Crawford	4	3	0
1893	Parke Davis	4	2	0
1894	H.O. Stickney	5	2	0
1895	H.O. Stickney	5	2	1
1896	Phil King	7	1	1
1897	Phil King	9	1	0
1898	Phil King	9	1	0
1899	Phil King	9	2	0
1900	Phil King	8	1	0
1901	Phil King	9	0	0
1902	Phil King	6	3	0
1903	Art Curtis	6	3	1
1904	Art Curtis	5	3	0
1905	Phil King	8	2	0
1906	C.P. Hutchins	5	0	0
1907	C.P. Hutchins	3	1	1
1908	J.A. Barry	5	1	0
1909	J.A. Barry	3	1	1
1910	J.A. Barry	1	2	2
1911	J.R. Richards	5	1	1
1912	William Juneau	7	0	0
1913	William Juneau	3	3	1
1914	William Juneau	4	2	1
1915	William Juneau	4	3	0
1916	Paul Withington	4	2	1
1917	J.R. Richards	4	2	1
1918	Guy Lowman	3	3	0
1919	J.R. Richards	5	2	0
1920	J.R. Richards	6	1	0
1921	J.R. Richards	5	1	1
1922	J.R. Richards	4	2	1
1923	Jack Ryan	3	3	1
1924	Jack Ryan	2	3	3
1925	George Little	6	1	1
1926	George Little	5	2	1
1927	Glenn Thistlewaite	4	4	0
1928	Glenn Thistlewaite	7	1	1
1929	Glenn Thistlewaite	4	5	0
1930	Glenn Thistlewaite	6	2	1
1931	Glenn Thistlewaite	5	4	1
1932	Clarence Spears	6	1	1
1933	Clarence Spears	2	5	1
1934	Clarence Spears	4	4	0
1935	Clarence Spears	1	7	0
1936	Harry Stuhldreher	2	6	0
1937	Harry Stuhldreher	4	3	1
1938	Harry Stuhldreher	5	3	0
1939	Harry Stuhldreher	1	6	1

Big Ten

W	L	T	Rank
2	0	1	1
3	0	0	1
2	1	0	3
4	1	0	2
2	1	0	T3
2	0	0	T1
1	3	0	6
3	1	0	T8
0	3	0	T7
1	2	0	T5
3	0	0	T1
3	1	1	2
2	1	0	3
2	1	1	4
1	2	1	5
2	1	1	3
5	0	0	1
1	2	1	T6
2	2	1	T4
2	3	0	6
1	2	1	T6
3	2	0	T3
1	2	0	7
3	2	0	4
4	1	0	2
3	1	1	4
2	2	1	4
1	3	1	7
0	2	2	10
3	1	1	T2
3	2	1	5
1	4	0	T9
3	1	1	2
1	4	0	10
2	2	1	T4
3	3	0	6
4	1	1	3
0	5	1	T8
2	3	0	T5
1	4	0	T9
0	4	0	T8
2	2	1	T4
3	2	0	6
0	5	1	T9

All-time Coaches

Coach	Overall	Pct.
Kletsch	0-2-0	.000
Mestre	1-3-0	.250
Alward	3-1-1	.700
Crawford	4-3-0	.571
Davis	4-2-0	.667
Stickney	10-4-1	.710
King	65-11-1	.851
Curtis	11-6-1	.639
Hutchins	8-1-1	.850
Barry	9-4-3	.656
Richards	29-9-4	.738
Juneau	18-8-2	.679
Withington	4-2-1	.643
Lowman	3-3-0	.500
Ryan	5-6-4	.467
Little	11-3-2	.750
Thistlewaite	26-16-3	.611
Spears	13-17-2	.438
Stuhldreher	45-62-6	.425
Williamson	41-19-4	.672
Bruhn	52-45-6	.534
Coatta	3-26-1	.117
Jardine	37-47-3	.443
McClain	46-42-3	.522
Hilles	3-9-0	.250
Morton	6-27-0	.182
Alvarez	6-16-0	.273



Barry Alvarez' 1991 team won more games than the three previous seasons combined.


Year	Coach	Overall			Big Ten			Rank
		W	L	T	W	L	T	
1940	Harry Stuhldreher	4	4	0	3	3	0	T4
1941	Harry Stuhldreher	3	5	0	3	3	0	5
1942	Harry Stuhldreher	8	1	1	4	1	0	2
1943	Harry Stuhldreher	1	9	0	1	6	0	8
1944	Harry Stuhldreher	3	6	0	2	4	0	7
1945	Harry Stuhldreher	3	4	2	2	3	1	6
1946	Harry Stuhldreher	4	5	0	2	5	0	8
1947	Harry Stuhldreher	5	3	1	3	2	1	2
1948	Harry Stuhldreher	2	7	0	1	5	0	9
1949	Ivy Williamson	5	3	1	3	2	1	4
1950	Ivy Williamson	6	3	0	5	2	0	T2
1951	Ivy Williamson	7	1	1	4	1	1	2
1952	Ivy Williamson	6	3	1	4	1	1	1
1953	Ivy Williamson	6	2	1	4	1	1	3
1954	Ivy Williamson	7	2	0	5	2	0	2
1955	Ivy Williamson	4	5	0	3	4	0	6
1956	Milt Bruhn	1	5	3	0	4	3	9
1957	Milt Bruhn	6	3	0	4	3	0	T4
1958	Milt Bruhn	7	1	1	5	1	1	2
1959	Milt Bruhn	7	3	0	5	2	0	1
1960	Milt Bruhn	4	5	0	2	5	0	9
1961	Milt Bruhn	6	3	0	4	3	0	5
1962	Milt Bruhn	8	2	0	6	1	0	1
1963	Milt Bruhn	5	4	0	3	4	0	5
1964	Milt Bruhn	3	6	0	2	5	0	T7
1965	Milt Bruhn	2	7	1	2	5	0	T7
1966	Milt Bruhn	3	6	1	2	4	1	7
1967	John Coatta	0	9	1	0	6	1	T9
1968	John Coatta	0	10	0	0	7	0	10
1969	John Coatta	3	7	0	3	4	0	T5
1970	John Jardine	4	5	1	3	4	0	T5
1971	John Jardine	4	6	1	3	5	0	T6
1972	John Jardine	4	7	0	2	6	0	9
1973	John Jardine	4	7	0	3	5	0	8
1974	John Jardine	7	4	0	5	3	0	4
1975	John Jardine	4	6	1	3	4	1	6
1976	John Jardine	5	6	0	3	5	0	T7
1977	John Jardine	5	6	0	3	6	0	8
1978	Dave McClain	5	4	2	3	4	2	6
1979	Dave McClain	4	7	0	3	5	0	T7
1980	Dave McClain	4	7	0	3	5	0	T6
1981	Dave McClain	7	5	0	6	3	0	T3
1982	Dave McClain	7	5	0	5	4	0	4
1983	Dave McClain	7	4	0	5	4	0	4
1984	Dave McClain	7	4	1	5	3	1	4
1985	Dave McClain	5	6	0	2	6	0	8
1986	Jim Hilles	3	9	0	2	6	0	T8
1987	Don Morton	3	8	0	1	7	0	10
1988	Don Morton	1	10	0	1	7	0	T9
1989	Don Morton	2	9	0	1	7	0	9
1990	Barry Alvarez	1	10	0	0	8	0	10
1991	Barry Alvarez	5	6	0	2	6	0	T8

Nov. 21, 1908	Chicago	L	12-18
Nov. 13, 1909	Minnesota	L	6-34
Nov. 19, 1910	Chicago	W	10-0
Nov. 18, 1911	Minnesota	T	6-6
Nov. 2, 1912	Chicago	W	30-12
Nov. 1, 1913	Minnesota	L	3-21
Oct. 31, 1914	Chicago	T	0-0
Nov. 20, 1915	Minnesota	L	3-20
Oct. 28, 1916	Chicago	W	30-7
Nov. 3, 1917	Minnesota	W	10-7
Nov. 9, 1918	Illinois	L	0-22
Nov. 1, 1919	Minnesota	L	7-19
Nov. 13, 1920	Illinois	W	14-9
Oct. 29, 1921	Minnesota	W	35-0
Nov. 11, 1922	Illinois	L	0-3
Oct. 27, 1923	Minnesota	T	0-0
Nov. 15, 1924	Iowa	L	7-21
Oct. 17, 1925	Michigan	L	0-21
Nov. 13, 1926	Iowa	W	20-10
Nov. 12, 1927	Iowa	L	0-16
Nov. 10, 1928	Chicago	W	25-0
Nov. 2, 1929	Purdue	L	0-13
Oct. 18, 1930	Pennsylvania	W	27-0
Nov. 14, 1931	Ohio State	L	0-6
Nov. 5, 1932	Illinois	W	20-12
Oct. 28, 1933	Purdue	L	0-14
Nov. 17, 1934	Illinois	W	7-3
Nov. 9, 1935	Purdue	W	8-0
Oct. 31, 1936	Chicago	L	6-7
Oct. 16, 1937	Iowa	W	13-6
Oct. 29, 1938	Indiana	W	6-0
Nov. 18, 1939	Purdue	T	7-7
Nov. 2, 1940	Illinois	W	13-6
Oct. 25, 1941	Indiana	W	27-25
Oct. 31, 1942	Ohio State	W	17-7
Nov. 6, 1943	Northwestern	L	0-41
Oct. 14, 1944	Ohio State	L	7-20
Nov. 10, 1945	Northwestern	L	14-28
Nov. 9, 1946	Iowa	L	7-21
Nov. 8, 1947	Iowa	W	46-14
Nov. 6, 1948	Northwestern	L	7-16
Nov. 12, 1949	Iowa	W	35-13


Nov. 4, 1950	Purdue	W	33-7
Nov. 3, 1951	Indiana	W	6-0
Nov. 8, 1952	Northwestern	W	24-20
Oct. 31, 1953	Iowa	W	10-6
Nov. 6, 1954	Northwestern	W	34-13
Oct. 29, 1955	Michigan State	L	0-27
Nov. 10, 1956	Northwestern	L	7-17
Nov. 16, 1957	Illinois	W	24-13
Nov. 8, 1958	Northwestern	W	17-13
Nov. 14, 1959	Illinois	L	6-9
Nov. 5, 1960	Northwestern	L	0-21
Oct. 28, 1961	Ohio State	L	21-30
Nov. 10, 1962	Northwestern	W	37-6
Nov. 9, 1963	Northwestern	W	17-14
Oct. 31, 1964	Michigan State	L	6-22
Oct. 23, 1965	Ohio State	L	10-20
Nov. 5, 1966	Purdue	L	0-23
Oct. 28, 1967	Northwestern	L	13-17
Nov. 2, 1968	Indiana	L	20-21
Oct. 25, 1969	Indiana	W	36-34
Oct. 31, 1970	Michigan	L	15-29
Nov. 6, 1971	Purdue	W	14-10
Nov. 4, 1972	Iowa	W	16-14
Oct. 27, 1973	Indiana	W	31-7
Nov. 2, 1974	Michigan State	L	21-28
Oct. 25, 1975	Northwestern	W	17-14
Nov. 6, 1976	Iowa	W	38-21
Oct. 22, 1977	Michigan State	L	7-9
Nov. 11, 1978	Purdue	T	24-24
Oct. 27, 1979	Iowa	L	13-24
Oct. 4, 1980	San Diego State	W	35-12
Sept. 26, 1981	W. Michigan	W	21-10
Sept. 25, 1982	Toledo	W	36-27
Oct. 22, 1983	Indiana	W	45-14
Oct. 13, 1984	Minnesota	L	14-17
Nov. 2, 1985	Indiana	W	31-20
Oct. 25, 1986	Illinois	W	15-9
Oct. 24, 1987	Northwestern	L	24-27
Oct. 2, 1988	Purdue	L	6-9
Oct. 21, 1989	Northwestern	W	35-31
Oct. 27, 1990	Illinois	L	3-21
Oct. 26, 1991	Indiana	L	20-28

The Badgers' all-time record in homecoming games is 41-38-5.

HONORS TV GAMES



Lamark Shackerford made 32 tackles in an injury-plagued sophomore season.




Walk-on Sam Veit took over punting chores in the second game of '91 and averaged 36 yards per kick.

Oct. 6, 1951	Illinois	L	10-14
Oct. 27, 1951	Northwestern	W	41-0
Jan. 1, 1953	USC	L	0-7
Oct. 9, 1954	Rice	W	13-7
Oct. 8, 1955	Purdue	W	9-0
Oct. 18, 1958	Iowa	L	6-9
Nov. 1, 1958	Michigan State	W	9-7
Nov. 14, 1959	Illinois	L	6-9
Nov. 21, 1959	Minnesota	W	11-7
Jan. 1, 1960	Washington	L	8-44
Oct. 15, 1960	Iowa	L	21-28
Nov. 19, 1960	Minnesota	L	7-26
Oct. 28, 1961	Ohio State	L	21-30
Nov. 18, 1961	Illinois	W	55-7
Oct. 27, 1962	Ohio State	L	7-14
Nov. 10, 1962	Northwestern	W	37-6
Jan. 1, 1963	USC	L	35-42
Nov. 9, 1963	Northwestern	W	17-14
Sept. 19, 1964	Kansas State	W	17-7
Oct. 15, 1966	Northwestern	T	3-3
Nov. 11, 1967	Ohio State	L	15-17
Nov. 2, 1968	Indiana	L	20-21
Nov. 16, 1968	Michigan	L	9-34
Oct. 23, 1971	Ohio State	L	6-31
Sept. 21, 1974	Nebraska	W	21-20
Oct. 5, 1974	Missouri	W	59-20
Oct. 3, 1981	Purdue	W	20-14
Nov. 14, 1981	Iowa	L	7-17
Dec. 13, 1981	Tennessee	L	21-28
Oct. 23, 1982	Illinois	L	28-29
Dec. 11, 1982	Kansas State	W	14-3
Oct. 1, 1983	Northwestern	W	49-0
Sept. 15, 1984	Missouri	W	35-34
Oct. 6, 1984	Illinois	L	6-22
Oct. 27, 1984	Ohio State	W	16-14
Nov. 3, 1984	Iowa	T	10-10
Dec. 29, 1984	Kentucky	L	19-20
Oct. 4, 1986	Michigan	L	17-34
Nov. 15, 1986	Ohio State	L	17-30
Sept. 19, 1987	Utah	L	28-31
Oct. 15, 1988	Illinois	L	6-34
Sept. 9, 1989	Miami, Fla.	L	3-51
Sept. 8, 1990	California	L	12-28

HOMEcomings THE LAST TIME . . .



Troy Vincent returned a punt 90 yards for a TD against Western Illinois in 1991.



Marck Harrison is the most recent Badger to rush for 200 yards in a game. He gained 225 yards in the Badgers' 1984 win over Purdue.

a Wisconsin player had . . .

200 yards rushing
300 yards rushing
3 touchdowns rushing
300 yards passing
400 yards passing
3 touchdowns passing
100 yards receiving
200 yards receiving
3 touchdowns receiving
a punt return for TD
a kickoff return for TD
an interception return for TD
a fumble return for TD
a blocked punt for TD
scored a safety
a blocked PAT return for TD

Marck Harrison (225 yards) vs Purdue, 1984
Billy Marek (304 yards) vs Minnesota, 1974
Leon Hunt vs Northwestern, 1989
Tony Lowery (355 yards) at Northwestern, 1990
Ron VanderKelen (401 yards) vs USC, 1963
Tony Lowery at Northwestern, 1990
Lee DeRamus vs Eastern Michigan, 1991
Al Toon (252 yards) at Purdue, 1983
Pat Richter vs Illinois, 1961
Troy Vincent (90 yards) vs Western Illinois, 1991
Fred Owens (96 yards) vs Illinois, 1989
Troy Vincent (65 yards) vs Iowa, 1991
Tim Knoeck (36 yards) vs Iowa, 1989
Korey Manley (34 yards) vs Indiana, 1991
vs Northwestern (punt snap thru end zone), 1991
never

an opposing player had . . .

200 yards rushing
300 yards rushing
3 touchdowns rushing
300 yards passing
400 yards passing
3 touchdowns passing
100 yards receiving
200 yards receiving
3 touchdowns receiving
a punt return for TD
a kickoff return for TD
an interception return for TD
a fumble return for TD
a blocked punt for TD
scored a safety
a blocked PAT return for TD

Tico Duckett (216 yards) of Michigan State, 1991
Anthony Thompson (377 yards) of Indiana, 1989
Trent Green of Indiana, 1991
Jeff George (306 yards) of Illinois, 1988
Tony Eason (479 yards) of Illinois, 1982
Elvis Grbac of Michigan, 1990
Rob Turner (106 yards) of Indiana, 1990
Bart Burrell (200 yards) of Purdue, 1980
Alan Dick of Indiana, 1971
Willie Lindsey (3 yards) of Northwestern, 1991
Curt Partridge (94 yards) of No. Illinois, 1985
Jimmy Young (29 yards) of Purdue, 1991
Willie Lindsey (41 yards) of Northwestern, 1990
Willie Lindsey (3 yards) of Northwestern, 1991
at Illinois (illegal punt from end zone), 1991
Quintin Parker (100 yards) of Illinois, 1989

Wisconsin had . . .

40 points
300 yards rushing
400 yards passing
500 yards total offense

vs Wyoming (41 points), 1985
vs Minnesota (328 yards), 1989
vs USC (419 yards), 1963
vs Wyoming (557 yards), 1985

an opposing team had. . .

40 points
300 yards rushing
400 yards passing
500 yards total offense

at Northwestern (44 points), 1990
at Iowa (346 yards), 1990
vs Illinois (479 yards), 1982
vs Michigan (534 yards), 1990

ALL-BIG TEN HONORS

Badger football has a rich tradition of success that includes a Heisman Trophy winner, the only four-time academic all-American in NCAA history, 64 all-Big Ten picks and more than 800 lettermen since 1950.



ALL-AMERICANS

Quarterback (1)

Earl Girard 1944

Fullbacks (4)

Howard Weiss 1938
Pat Harder 1942
Alan Ameche 1953
Alan Ameche 1954

Ends (8)

Frank Weston 1920
Dave Schreiner 1941
Dave Schreiner 1942
Harold Faverty 1951
Pat O'Donahue 1951
Don Voss 1952
Pat Richter 1961
Pat Richter 1962

Tackles (9)

Robert Butler 1912
Howard Buck 1915
Ralph Scott 1920
Marty Below 1923
Milo Lubratovich 1930
Dave Suminski 1952
Dan Lanphear 1959
Dennis Lick 1975
Paul Gruber 1987

Guards (2)

Ray Keeler 1913
Arlie Mucks 1914

Center (1)

Charles Carpenter 1919

Noseguard (1)


Tim Krumrie 1981

Defensive Backs (4)


Ed Withers 1950
Matt VandenBoom 1981
Richard Johnson 1984
Troy Vincent 1991

Wisconsin's Consensus All-Americans

Robert Butler, T, 1912
Ray Keeler, G, 1913
Howard Buck, T, 1915
Charles Carpenter, C, 1919
Ralph Scott, T, 1920
Marty Below, T, 1923
Milo Lubratovich, T, 1930
Dave Schreiner, E, 1942
Alan Ameche, FB, 1954
Dan Lanphear, T, 1959
Pat Richter, E, 1962
Dennis Lick, OT, 1975
Tim Krumrie, NG, 1981





Schreiner



Lanphear

Source: Official 1991 NCAA Football Guide



Troy Vincent (left) and Paul Gruber (right) are the most recent Badgers to earn all-America mention. Vincent was a first-team pick by the Football Writers, The Sporting News, UPI and Football News in 1991. Gruber made several honor squads in 1987.


ALL-BIG TEN

The Big Ten has recognized all-conference teams since 1947. Wisconsin's first-team selections are listed below.

1947— Bob Wilson, C/E
 1949— Bob Wilson, C/E
 1951— John Coatta, QB
 1952— Alan Ameche, B
 Dave Suminski, T
 Bob Kennedy, G
 George O'Brien, G
 1953— Alan Ameche, B
 George O'Brien, G
 1954— Alan Ameche, B
 Gary Messner, G
 George O'Brien, G
 1958— Jerry Stalcup, G
 Dick Teteak, C
 1959— Dale Hackbart, B
 Dan Lanphear, T
 Jerry Stalcup, G
 1961— Pat Richter, E
 1962— Pat Richter, E
 Ron VanderKelen, QB
 1963— Louis Holland, LB
 1966— Bob Richter, LB

1967— Ken Criter, LB
 Tom Domres, T
 1968— Ken Criter, LB
 1970— Bill Gregory, E
 Chuck Winfrey, LB
 1971— Rufus Ferguson, RB
 1972— Rufus Ferguson, RB
 Dave Lokanc, LB
 1973— Billy Marek, RB
 Mike Webster, C
 1974— Dennis Lick, T
 Billy Marek, B
 Jack Novak, E
 1975— Dennis Lick, T
 Billy Marek, B
 Terry Stieve, T
 1977— Dennis Stejskal, DE
 1979— Dave Mohapp, FB
 Ray Snell, OT
 1980— Tim Krumrie, NG
 1981— David Greenwood, DB
 Tim Krumrie, NG


Dave Mohapp, FB
 Darryl Sims, DT
 Matt VandenBoom, DB
 1982— David Greenwood, DB
 Tim Krumrie, NG
 Darryl Sims, DT
 Matt VandenBoom, DB
 Bob Winckler, OT
 1983— Jim Melka, LB
 Al Toon, WR
 1984— Jeff Dellenbach, OT
 Richard Johnson, DB
 Darryl Sims, DT
 Al Toon, WR
 1985— Bob Landsee, OG
 1986— Michael Reid, LB
 Nate Odomes, DB
 1987— Paul Gruber, OT
 1990— Don Davey, DT
 1991— Troy Vincent, DB



Mike Webster anchored the 1973 line that helped the UW average 238 yards on the ground.



Two-time all-Big Ten selection Bob Wilson was the first Badger honored on the all-league unit.



Defensive end Darryl Sims was a three-time first-team all-Big Ten selection.

AWARDS

Scout Team

Offensive MVP

Presented annually to the offensive football player who excelled on the scout team in preparing the Badger defense for each week's game.

1990—Jay Simala, QB
1991—Theo Carney, RB

Scout Team

Defensive MVP

Presented annually to the defensive football player who excelled on the scout team in preparing the Badger offense for each week's game.

1990—Dan Kapke, LB
1991—Terry Glavin, LB

Special Teams

Player of the Year

Presented annually to the most valuable player on the special teams, as selected by the coaching staff.

1990—Rich Thompson, K
1991—Korey Manley, DB


Jimmy Demetral

MVP Award


Presented annually to the player most instrumental to the success of the team, as selected by his teammates.

1926—Jefferson Burrus, E
1927—Ed Crofoot, HB
1928—Bo Cuisinier, QB
1929—Harold Rebholz, FB
1930—Ernie Lusby, HB
1931—Harold Smith, T
1932—Mickey McGuire, HB
1933—Robert Schiller, HB
1934—Milt Kummer, G
1935—Ed Jankowski, FB
1936—Ed Jankowski, FB
1937—Howard Weiss, FB
1938—Howard Weiss, FB
1939—George Paskvan, FB
1940—George Paskvan, FB
1941—Pat Harder, FB
1942—Dave Schreiner, E
1943—Joe Keenan, C
1944—Clarence Esser, T
1945—Clarence Esser, T
1946—Fred Negus, C
1947—Bob Wilson, C
1948—Bob Wilson, C
1949—Bob Wilson, C
1950—Bob Radcliffe, LB
1951—Hal Faverty, E
1952—Dave Suminski, T
1953—Alan Ameche, FB
1954—Alan Ameche, FB
1955—Wells Gray, T

1956—David Howard, E
1957—Daniel Lewis, HB
1958—Dick Teteak, C
Jon Hobbs, FB
1959—Jerry Stalcup, G
1960—Tom Wiesner, FB
1961—Ron Miller, QB
1962—Ron VanderKelen, QB
1963—Jim Pernell, LB
1964—Carl Silvestri, LB
1965—Tom Brigham, DB
1966—Bob Richter, LB
1967—Tom Domres, DT
1968—Ken Criter, LB
1969—Stu Voigt, TE
1970—Chuck Winfrey, LB
1971—Neil Graff, QB
1972—Rufus Ferguson, TB
1973—Mike Webster, C
1974—Gregg Bohlig, QB
1975—Billy Marek, TB
1976—Mike Carroll, QB
1977—Dave Crossen, LB
1978—Mike Kalasmiki, QB
1979—Tom Stauss, WR
1980—Dave Ahrens, LB
1981—Dave Levenick, LB
1982—Randy Wright, QB
1983—Al Toon, WR
1984—Al Toon, WR
1985—Larry Emery, TB
1986—Michael Reid, LB
1987—Paul Gruber, OT
1988—David Wings, LB
1989—Tim Knoeck, OLB
1990—Don Davey, DT
1991—Troy Vincent, DB



Jay Seiler



Wayne Souza



Ivan Williamson

Jay Seiler Award

Presented annually to the defensive football player who has contributed to the team's success to the best of his abilities. It is based upon improvement, attitude and willingness to help the program in all areas, both on and off the field.

- 1979—Larry Spurlin, LB
- 1980—Von Mansfield, DB
- 1981—Mark Shumate, DT
- 1982—Jody O'Donnell, LB
- 1983—Craig Raddatz, LB
- 1984—Tim Jordan, OLB
- 1985—Michael Boykins, NG
Charlie Fawley, LB
- 1986—Richard Teets, DT
- 1987—David Wings, LB
- 1988—LaMarr White, CB
- 1989—Malvin Hunter, LB
- 1990—Malvin Hunter, OLB
- 1991—Duer Sharp, OLB

Wayne Souza Award

Presented annually to the offensive football player who has contributed to the team's success to the best of his abilities. It is based upon improvement, attitude and willingness to help the program in all areas, both on and off the field.

- 1979—Joe Rothbauer, C
- 1980—John Williams, RB
- 1981—Jerry Doerger, OL
- 1982—Al Toon, WR
- 1983—Michael Jones, WR
Chris Osswald, OG
- 1984—Bob Landsee, OG
- 1985—Paul Gruber, OT
- 1986—Brian Anderson, TE
- 1987—Marvin Artley, RB
- 1988—Todd Nelson, OG
- 1989—Craig Hudson, TE
- 1990—David Senczyszyn, OL
- 1991—Tom Browne, WR

Ivan B. Williamson Scholarship Award

Presented annually to a player who has been exemplary in the areas of scholarship and sportsmanship.

- 1955—Wells Gray
- 1956—William Lowe
- 1957—John Heinecke
- 1958—Sidney Williams
- 1959—Robert Zeman
- 1960—Gerald Kulcinski
- 1961—David Bichler
- 1962—Gary Kroner
- 1963—Bob Johnson
- 1964—James Hennig
- 1965—Louis Jung
- 1966—Eric Rice
- 1967—John Boyajian
- 1968—Lynn Buss
- 1969—Brad Monroe
- 1970—Gary Buss
- 1971—Terry Whittaker
- 1972—Keith Nosbusch
- 1973—Christopher Davis
- 1974—Gary Dickert
- 1975—Dave Anderson
- 1976—Tim McConnell
- 1977—Terry Breuscher
- 1978—Dan Schieble
- 1979—Tom Stauss
- 1980—Joe Rothbauer
- 1981—Matt VandenBoom
- 1982—Kyle Borland
Tim Stracka
- 1983—Steve Fritz
- 1984—Russ Bellford
- 1985—Brian Hoffman
- 1986—Michael Reid
- 1987—Rodney Lossow
- 1988—Andy Hartlieb
- 1989—Tim Knoeck
- 1990—Don Davey
- 1991—Jerry Huggett

ACADEMIC AWARDS

Academic All-American

First team

1952—Bob Kennedy, G
1953—Alan Ameche, FB
1954—Alan Ameche, FB
Clarence Stensby, G
1958—Jon Hobbs, FB
1959—Henry Derleth, E
Dale Hackbart, QB
1962—Pat Richter, E
1963—Ken Bowman, C
1972—Rufus Ferguson, RB
1982—Kyle Borland, LB
1987—Don Davey, DE
1988—Don Davey, DE
1989—Don Davey, DE
1990—Don Davey, DT

Second team

1955—Pat Levenhagen, HB
1966—Bob Richter, LB
1980—Dave Mohapp, FB
1981—Dave Mohapp, FB
1982—Tim Stracka, E
Matt VandenBoom, DB

Honorable mention

1960—Henry Derleth, E

Academic All-Big Ten

1953—John Dixon, G
1954—Pat Levenhagen, HB
Clarence Stensby, G
1955—Pat Levenhagen, HB
1956—Pat Levenhagen, HB
1957—John Heinecke, G
1958—Jerry Stalcup, G
Bob Zeman, HB
1959—Henry Derleth, E
Dale Hackbart, QB
1960—Henry Derleth, E
1961—Brian Moore, E
1962—Ron Carlson, E
Pat Richter, E
1963—Ken Bowman, C
Billy Smith, HB
1966—Phil Peterson, G
Eric Rice, DE
Bob Richter, LB
1967—Wally Schoessow, G
1968—Wally Schoessow, G
1971—Rufus Ferguson, TB
Neil Graff, QB
Keith Nosbusch, G
Bob Strock, DE
1972—Rufus Ferguson, RB
Keith Nosbusch, G
1973—Gregg Bohlig, QB
1974—Gregg Bohlig, QB
Randy Frokjer, DE
Rick Koczek, G
1976—Jim Moore, C
1977—Greg Barber, TE
Tom Kaltenberg, T
Dan Schieble, DB
Tom Stauss, B
1978—David Charles, WR
John Kiltz, P

Jim Moore, C
Tom Stauss, SE
1979—Tom Stauss, SE
Tim Stracka, WR
1980—Dave Mohapp, FB
Tim Stracka, SE
1981—Dave Mohapp, FB
Matt VandenBoom, DB
1982—Kyle Borland, LB
Tim Stracka, SE
Matt VandenBoom, DB
1983—Russ Bellford, DB
1985—Craig Raddatz, LB
1987—Don Davey, DE
Andy Hartlieb, LB
Robert Newell, LB
Tim Otto, OT
1988—Jim Basten, C
Brad Brekke, P
Don Davey, DE
Andy Hartlieb, LB
Robert Newell, LB
Tim Otto, OT
Pete Underwood, LB
1989—Jim Basten, OL
Brad Brekke, P
Don Davey, DE
Robert Newell, LB
Brady Pierce, OL
1990—Jim Basten, OL
Brad Brekke, P
Don Davey, DT
Robert Newell, LB
Brady Pierce, OL
1991—Matt Krueger, K
Korey Manley, DB
Jeff Rasmussen, OL
Jay Simala, QB

CAPTAINS

1889—Charles Mayer
 1890—James Kerr
 1891—E.H. Ahara
 1892—J.D. Freeman
 1893—T.U. Lyman
 1894—T.U. Lyman
 1895—J.R. Richards
 1896—J.R. Richards
 1897—J.P. Riordan
 1898—Pat O'Dea
 1899—Pat O'Dea
 1900—A. Chamberlain
 1901—Art Curtis
 1902—William Juneau
 1903—Allan Abbott
 1904—James Bush
 1905—E. Vanderboom
 1906—W.A. Gelbach
 1907—John Messmer
 1908—Harlan Rogers
 1909—Jack Wilce
 1910—J.P. Dean
 1911—A.L. Buser
 1912—J.M. Hoeffel
 1913—Al Tanberg
 1914—R.M. Keeler
 1915—Howard Buck
 1916—Paul Meyers
 1917—Howard Hancock
 1918—F. Mann
 1919—C.H. Carpenter
 1920—Frank Weston
 1921—Guy Sundt
 1922—Rollie Williams
 1923—Marty Below
 1924—Jack Harris
 1925—Steve Polaski
 1926—Doyle Harmon
 1927—Ed Crofoot
 1928—Rube Wagner
 1929—John Parks
 1930—Milt Gantenbein
 1931—Harold Smith
 1932—Gregory Kabat
 1933—Harold Smith
 1934—John Bender
 1935—Ray Davis
 1936—John Golemgiske
 1937—Fred Benz
 1938—Howard Weiss

Vince Gavre
 1939—Ralph Moeller
 1940—John Tennant
 1941—Rom Farris
 1942—Dave Schreiner
 Mark Hoskins
 1943—Joe Keenan
 1944—Allen Shafer
 1945—Jack Mead
 1946—Clarence Esser
 1947—Jack Wink
 1948—Wally Dreyer
 1949—Robert Wilson
 1950—Ken Huxhold
 1951—Jim Hammond
 1952—George O'Brien
 1953—Roger Dornburg
 Jerry Wuhrman
 1954—Gary Messner
 1955—Wells Gray
 1956—Pat Levenhagen
 1957—William Gehler
 1958—Dave Kocourek
 Jon Hobbs
 1959—Jerry Stalcup
 Bob Zeman
 1960—Henry Derleth
 Tom Wiesner
 1961—Jim Bakken
 Don Schade
 1962—Pat Richter
 Steve Underwood
 1963—Ken Bowman
 Andy Wojdula
 1964—Ron Leafblad
 Ron Frain
 1965—Dave Fronek
 1966—Bob Richter
 Tony Loukas
 1967—Tom Domres
 1968—Wally Schoessow
 1969—Don Murphy
 Mel Reddick
 Bill Gregory
 1970—Bill Gregory
 1971—Bill Poindexter
 Roger Jaeger
 1972—Keith Nosbusch
 Dave Lokanc

1973—Mike Webster
 Jim Schymanski
 Chris Davis
 1974—Gregg Bohlig
 Mark Zakula
 1975—Terry Stieve
 Steve Wagner
 1976—Mike Carroll
 Ron Pollard
 John Rasmussen
 Andy Michuda
 1977—Dennis Stejskal
 1978—Dave Charles
 Dave Crossen
 Dan Relich
 1979—Dennis Christenson
 Ray Snell
 Tom Stauss
 1980—Dave Ahrens
 Joe Rothbauer
 1981—Dave Mohapp
 Dave Levenick
 Larry Spurlin
 1982—Tim Krumrie
 Matt VandenBoom
 John Williams
 1983—Randy Wright
 Mike Herrington
 Brian Marrow
 1984—selected each game
 1985—Russ Fields
 Bob Landsee
 Troy Spencer
 1986—Joe Armentrout
 Craig Raddatz
 1987—Paul Gruber
 Rod Lossow
 1988—David Wings
 Todd Nelson
 1989—Tim Knoeck
 Dan Kissling
 1990—Don Davey
 Tony Lowery
 Nick Polczynski
 Greg Thomas
 1991—Chuck Belin
 Tony Lowery
 Brendan Lynch
 Troy Vincent

ALL-STAR GAMES

Blue-Gray Game

(Montgomery, Ala.)

1939—Roy Bellin, HB
 Vince Gavre, QB
 Lynn Hovland, G
 1940—Dick Embick, G
 1942—Paul Hirsbrunner, T
 1944—Frank Lopp, T
 1946—George Fuchs, QB
 1948—Wally Dreyer, HB
 1950—Bob Petruska, QB
 1951—Pat O'Donahue, DE
 Rollie Strehlow, HB
 1955—Jim Haluska, QB
 1958—Jim Fraser, G
 1960—Ron Perkins, G
 1966—Tony Loukas, OG
 Bob Richter, LB
 1969—Stu Voigt, TE
 1971—Neil Graff, QB
 Alan Thompson, FB
 1973—Mike Seifert, DT
 1975—Terry Stieve, OG
 1976—Ron Egloff, TE
 1978—Greg Gordon, DB
 Jim Moore, C
 1982—Tim Stracka, WR
 1983—Mike Herrington, LB
 Brian Marrow, DB
 Randy Wright, QB
 1986—Tim Jordan, DE
 Nate Odomes, DB
 1987—Glenn Derby, OG
 Rod Lossow, C
 1988—Todd Nelson, OG
 1990—Brady Pierce, OT

East-West Shrine

(San Francisco, Cal.)

1927—Austin Strauble, T
 Earl Wilke, C
 1928—Rube Wagner, T
 1930—Milt Gantenbein, E
 Milo Lubratovich, T
 1932—Russ Rebholz, HB
 1935—Mario Pacetti, G
 1937—Ed Jankowski, FB
 1939—Howard Weiss, FB
 1943—Dave Schreiner, E
 1945—Earl Girard, QB
 Jack Mead, E
 1948—Earl Maves, HB
 1950—Joe Kelly, LB
 1951—Gene Felker, DE
 James Hammond, FB
 Jerry Smith, T
 1956—Pat Levenhagen, HB
 1957—Bill Gehler, G
 Dan Lewis, RB
 1958—Jon Hobbs, FB
 Dick Teteak, C
 Sidney Williams, QB
 1961—Tom Wiesner, FB
 1962—Ron Miller, QB
 1963—Ken Bowman, C
 Roger Pillath, T
 1964—Jon Hohman, OG
 Jimmy Jones, LE
 1967—Tom Domres, DT
 1970—Bill Gregory, DT
 1973—Mike Seifert, DT
 Mike Webster, C
 1974—Jack Novak, TE
 1975—Dennis Lick, OT
 1978—Lawrence Johnson, DB
 1979—Ray Sydnor, TE
 1982—Bob Winckler, OT
 1984—Scott Bergold, DT
 Richard Johnson, DB
 Jim Melka, LB
 1986—Nate Odomes, DB
 1991—Troy Vincent, DB

Hula Bowl

(Honolulu, Hawaii)

1950—Joe Kelly, LB
 1952—Gene Felker, DE
 1959—Dick Teteak, C
 1960—Jim Heinecke, T
 Jerry Stalcup, G
 1961—Tom Wiesner, FB
 1962—Ron Miller, QB
 1963—Pat Richter, E
 Ron VanderKelen, QB
 1964—Ken Bowman, C
 Roger Pillath, OT
 1965—Jon Hohman, OG
 Jim Jones, E
 1967—Eric Rice, DE
 1969—Ken Criter, LB
 1971—Bill Gregory, DT
 1973—Rufus Ferguson, RB
 1974—Mike Webster, C
 1975—Jack Novak, TE
 1976—Dennis Lick, OT
 1979—Ray Snell, OT
 1980—Dave Ahrens, LB
 1981—Dave Mohapp, FB
 1982—Tim Krumrie, NG
 1984—Jeff Dellenbach, OL
 Al Toon, WR
 1987—Paul Gruber, OL



Former Dallas Cowboy Bill Gregory played in three postseason bowl games in 1971.



Fullback Pat Harder was named Most Valuable Player in the 1943 Chicago Tribune All-Star Game.

Japan Bowl (Tokyo, Japan)

- 1976—Dennis Lick, OT
Steve Wagner, DB
- 1979—Lawrence Johnson, DB
- 1980—Tom Schremp, DT
- 1982—Matt VandenBoom, S
Ron Versnik C
Bob Winckler, OT
- 1984—Darryl Sims, DT
Al Toon, WR
Dan Turk, C
- 1985—Bob Landsee, OL
- 1990—Don Davey, DT
- 1991—Troy Vincent, DB

Senior Bowl (Mobile, Ala.)

- 1950—Gwynn Christensen, FB
Hal Otterback, T
Bob Radcliffe, LB
- 1952—John Coatta, QB
Hal Faverty, E/LB
- 1954—Alan Ameche, FB
Norm Amundsen, OG
- 1956—John Dittrich, OT
Jim Haluska, QB
- 1960—Dave Kocourek, E
- 1968—Tom Domres, DT
- 1972—Alan Thompson, FB
- 1974—Mike Webster, C
- 1976—Terry Stieve, OG
- 1979—Ray Snell, OT
- 1981—Von Mansfield, DB
- 1982—Tim Stracka, TE
- 1984—Scott Bergold, DT
- 1987—Glenn Derby, OG
- 1988—Todd Nelson, OG
- 1990—Don Davey, DT

Chicago Tribune All-Star Game (Chicago, Ill.)

- 1937—John Golemeske, T
Ed Jankowski, FB
- 1939—Lynn Hovland, G
Howard Weiss, FB
- 1941—George Paskvan, FB
- 1942—Tom Farris, QB
- 1943—Len Calligaro, B
Bobby Dierks, QB
Tom Farris, QB
Pat Harder, FB
- 1945—Frank Lopp, T
- 1946—Pat Harder, FB
Frank Hekkers, T
Elroy Hirsch, RB
Jack Mead, E
Evan Vogds, G
- 1947—Clarence Esser, T
Fred Negus, C
- 1948—Earl Girard, QB
Earl Maves, HB
- 1949—Ben Bendrick, FB
- 1952—Hal Faverty, E/LB
Pat O'Donahue, E
- 1955—Alan Ameche, FB
James Temp, E
- 1956—John Dittrich, G
Jim Haluska, QB
- 1960—Jerry Stalcup, G
- 1963—Pat Richter, E
Ron VanderKelen, QB
- 1964—Ken Bowman, C
Roger Pillath, T
- 1971—Bill Gregory, DT
- 1974—Mike Webster, C
- 1975—Dennis Lick, OT
Steve Wagner, DB

Boldface indicates game MVP

LETTERMEN (1950-91)

A


Ace, Norris	1951
Adam, Tyler	1990,91
Addy, Henry	1976
Ahrens, Dave	1977,78,79,80
Alberts, Rodger	1964,65
Albright, Edward	1968,69,70
Albright, William	1949,50
Alford, Harry	1969
Allen, John	1957
Altmann, Robert	1957,58,59
Ambrose, Steven	1955,56
Ameche, Alan	1951,52,53,54
Amundsen, Norman	1953,54
Anderson, Brian	1985,86,87,88
Anderson, Dave	1975
Anderson, Ross	1978,79,80
Andrykowski, Ervin	1951,52
Anthony, Thomas	1960
Antonie, William	1987,88,89
Apkarian, Gregory	1973
Armentrout, Joseph	1983,84,85,86
Armstrong, Brett	1981,82,83
Arneson, Dave	1983,84
Artley, Marvin	1985,86,87,88
Ashby, Solomon	1986
Aulik, David	1965
Austin, Tim	1972

B

Bachhuber, James	1972,73
Bachman, J. Cary	1951
Baer, Richard	1960,61
Bailey, Raymond	1975,76
Ballweg, Charles	1970
Bakken, James	1959,60,61
Banaszak, John	1987,88,89
Bandor, Gary	1965
Bangert, Donald	1960
Barber, Greg	1976,77,78
Barker, Mike	1990
Barkley, Matt	1990
Baron, Daniel	1972
Barrios, Richard	1972,73
Basten, Jim	1988,89,90
Batsch, Dan	1987,88,89,90
Baxter, Richard	1982,83
Becker, Michael	1972,74
Belcher, Kevin	1982,83,84
Belin, Chuck	1989,90,91
Bellford, Russ	1983,84
Bennett, Stephen	1949
Benninger, Michael	1973,74
Benzschawel, Scott	1985,87
Berg, David	1965,66
Bergold, Scott	1982,83,84
Berndt, Charles	1950,51,52
Bernet, Lee	1962,63,64
Berriman, Daniel	1982
Bestor, Glenn	1955,56
Bestor, Scott	1986,87,88
Bichler, David	1960,61
Blackbourne, Lisle	1949
Blackmun, Gil	1956
Blake, Rex	1967,68
Blaskowski, Curt	1978,79,80
Bliss, Donald	1965,66,67



Dan Batsch (left) is the Badgers' career leader in fumbles recovered. Neovia Greyer (right) intercepted a school-record nine passes in 1970.



Bloedorn, Arthur	1956
Bobo, Frederick	1985,86
Bohlig, Gregg	1972,73,74
Boliaux, Guy	1978,79,80,81
Boodry, Kevin	1976
Booher, Martin	1953,54,56
Booker, Earl	1979,80,82
Boots, Richard	1966
Bonner, Brian	1983,84,85
Borders, John	1967,68
Borgerding, Mike	1977
Borland, Kyle	1979,80,81,82
Bosold, Edward	1971,72,73
Bourne, Jim	1990,91
Bowman, Kenneth	1961,62,63
Boyajian, John	1966,67
Boyke, Scott	1989
Boykins, Michael	1983,84,85,86
Braker, Thomas	1977,78,79
Branaman, Lance	1983,84,85
Brandt, Harold	1962,63,64
Brandt, William	1974,75
Bratt, Clarence	1953,54
Braun, Robert	1971,72,73
Brekke, Brad	1988,89,90
Brekke, Michael	1987
Breuscher, Terry	1976,77
Brhely, Michael	1978
Bridgeman, John	1955,56
Brigham, Thomas	1964,65
Briggs, Thomas	1968
Brockett, John	1966
Brown, Aaron	1989,90,91
Brown, Clarence	1968
Brown, Jamel	1991
Browne, Tom	1990,91
Browning, Keith	1986
Bruhn, Peter	1962

Bryan, Mike	1991
Bucciarelli, Gale	1965,66
Budde, Robert	1982
Burgess, Yusef	1990,91
Burks, Archie Roy	1950,51,52
Burks, David	1987,88
Burney, Richard	1979
Burns, Jason	1991
Burt, Charles	1965,67
Burt, Michael	1975,77,78
Buss, Gary	1968,69,70
Buss, Lynn	1966,67,68
Buss, Ronald	1970,71,72
Buss, Terry	1973,74,75
Butler, Nathaniel	1968,69,70

C

Cabral, Armand	1977,78,79
Cammett, Stuart	1977
Campbell, Tyrone	1989
Canada, Lawrence	1973,74,75,76
Canny, Thomas	1952
Carl, DuWayne	1957
Carl, Harland	1951,52,53
Carlson, Ronald	1956,57
Carr, Kemal	1983,84
Carroll, Mike	1975,76
Casey, Michael	1978,79
Casper, Gary	1989,90,91
Cavill, Michael	1966,67,68
Cepicky, Scott	1984,85,86,87
Chaconas, George	1990
Chandler, Patrick	1967
Charles, David	1976,77,78
Christensen, Gwynn	1949
Christenson, Dennis	1978,79
Christian, Richard	1975,76
Chryst, George	1957,58

Chryst, Paul 1986,87,88
 Cinelli, Rocco 1956
 Cisler, James 1986
 Clark, John 1964
 Clawson, Larry 1973
 Claypool, Tywin 1989
 Cleary, Pat 1990
 Coatta, John 1949,50,51
 Cohee, Kevin 1977,78
 Cole, Jess 1980,81
 Collins, Pat 1974,75,76
 Collins, Willie 1981
 Connors, Phillip 1972
 Cooper, Myron 1956,57
 Corcoran, Gordon 1957
 Cox, John 1977
 Craine, James 1952
 Crawford, Lionell 1988,89,90
 Criter, Kenneth 1966,67,68
 Crooks, Daniel 1969,70
 Crossen, David 1975,76,77,78
 Cuccia, Henry 1965,66
 Cullen, Mark 1972,73,74
 Currier, Charles 1964,65
 Curtis, Louis 1987
 Cvengros, Jerome 1955
 Cwayna, Michael 1953
 Czech, Dave 1990,91
 Czechowicz, Robert 1974,75,76,77
 Czechowicz, Thomas 1975,76

D

Davey, Don 1987,88,89,90
 Davis, Anthony 1972
 Davis, Carl 1973
 Davis, Christopher 1971,72,73
 Davis, Chucky 1979,81,82
 Dawkins, Joseph 1968,69
 Deerwester, Charles 1972,73
 Delaney, Pat 1980
 Dellenbach, Jeff 1981,82,83,84
 DeLisle, James 1968,69,70
 DeRamus, Lee 1991
 Derby, Glenn 1985,86,87
 Derleth, Henry 1958,59,60
 Dickert, Gary 1972,73,74
 DiSalvo, Steve 1976
 Dittrich, John 1954,55
 Dixon, John 1952,53
 Dixon, John 1980
 Dixon, Ken 1975,76
 Doerger, Jerome 1978,79,80,81
 Dohmeier, Thomas 1976
 Doran, Mark 1980,81,82
 Domres, Thomas 1965,66,67
 Dornburg, Roger 1951,52,53
 Downham, Thomas 1960
 Downing, Robert 1949
 Drews, John 1950
 Drummond, William 1974,75
 Dudley, Anthony 1977
 Durkin, Joseph 1952
 Dyer, Warren 1965,66,67

E

Egloff, Ronald 1974,76
 Ellerson, Gary 1982,83

Elliot, Bruce 1949
 Elliot, Anthony 1977
 Ellison, Kevin 1990
 Embach, James 1949
 Emery, Larry 1983,84,85,86
 Erdmann, Scott 1975,76,77,78
 Esser, Norbert 1952,53
 Evans, Gene 1949
 Ezerlins, Elmars 1960,62

F

Fabry, John 1962
 Farmer, Ralph 1963,64
 Faverty, Harold 1950,51
 Fawley, Charlie 1984,85,86
 Fedenia, James 1969,70
 Felker, Eugene 1950,51
 Ferguson, Rufus 1970,71,72
 Fields, Leonard 1967,68
 Fields, Russell 1983,84,85
 Filiatraut, John 1990
 Fixmer, Mike 1980
 Fleming, Neil 1961
 Fletcher, Eddie 1988,89,90,91
 Fletcher, Terrell 1991
 Flowers, Otis 1987,88
 Floyd, Rufus 1975
 Ford, Eric 1987
 Fortino, Victor 1985,86,87,88
 Fowee, John 1970
 Fowler, Carlos 1990,91
 Fox, John 1962
 Frain, Ronald 1962,63,64
 Franz, James 1973,74,75
 Fraser, James 1957,58
 Fredrick, Craig 1980,81
 Freeman, Damone 1988,89
 Freimuth, Robert 1963
 Freis, Randal 1971
 Fritz, Steve 1983
 Fritz, William 1965,66,67
 Froelich, Kevin 1973
 Frokjer, Randy 1972,73,74
 Fronek, David 1963,64,65
 Fulco, Frank 1982
 Fullington, Timothy 1985

G

Gaatz, David 1983,84,85
 Gable, William 1949,51
 Gamber, Jeff 1985
 Gaskill, Glenn 1967
 Gassner, Kevin 1974,75
 Gehler, William 1956,57
 Gilbert, Harry 1950,51
 Gingrass, Robert 1953,54
 Gladem, Wendell 1981,82,83
 Godfrey, Rick 1989,90
 Goeke, James 1965
 Goodman, Robert 1965
 Gordon, Greg 1975,76,77,78
 Gorman, Michael 1985
 Gosa, Gerald 1974
 Gotta, John 1959,60
 Grabow, Brad 1982,83,84
 Graf, Rick 1983,84,85,86
 Graff, Neil 1969,70,71

Graham, Robert 1977
 Gray, Wells 1954,55
 Green, Charles 1975,77,78,79
 Green, Gerald 1979,80,81,82
 Greenwood, David 1979,80,81,82
 Gregoire, Todd 1984,85,86,87
 Gregory, William 1968,69,70
 Grice, Michael 1974,75
 Grimm, Richard 1960,61
 Grisley, William 1966,67
 Gross, Michael 1962
 Grossman, Robert 1965,66
 Gruber, Paul 1985,86,87
 Grudzinski, James 1964
 Grundy, Jack 1981
 Gulseth, Wendell 1952,53

H

Haas, Michael 1972
 Habeck, Milton 1971
 Hable, Bernard 1979
 Hable, Burton 1952
 Hackbart, Dale 1957,58,59
 Hackbart, Vernon 1965
 Hady, Patrick 1979,80,81,82
 Hagberg, Earl 1956
 Hallberg, John 1986
 Halleran, Timothy 1976
 Haluska, James 1952,54,55
 Halverson, Harold 1949
 Hammond, James 1949,50,51
 Hannah, Albert 1969,70,71
 Hansen, David 1950,51
 Hanssen, Robert 1972,73
 Hanzel, Lawrence 1949
 Harney, Brian 1971,72,73
 Harrington, Michael 1973
 Harrison, Marck 1982,83,84
 Hart, Edward 1957,58,59
 Hartlieb, Andy 1986,87,88
 Hazard, William 1974
 Hearn, Napoleon 1961
 Heckl, Joe 1962,63
 Hegseth, Stuart 1976
 Hegwood, Ronald 1976
 Hein, Chris 1991
 Heinecke, James 1957,58,59
 Heinecke, John 1957
 Helt, Mark 1985
 Henderson, Jimmy 1989
 Hennig, James 1964
 Henrici, Ronald 1962
 Herrington, Michael 1979,80,82,83
 Hertel, William 1955
 Hess, William 1960,61
 Higgins, Peter 1967,69
 Hill, Early 1956,57,58
 Hiltgen, Chris 1989
 Hobbs, Jon 1956,57,58
 Hobbs, William 1957,58,59
 Hoegh, Mark 1952,53
 Hofer, Kenneth 1956
 Hoffman, Brian 1984,85
 Hoffman, Duncan 1964
 Hoffman, Edward 1966,67,68
 Hoffman, John 1971
 Hohman, Jon 1962,63,64
 Holland, Louis 1961,62,63

LETTERMEN, CONT.

Holland, Louis Jr. 1985
 Holm, Kurt 1977,78
 Holt, Reggie 1990,91
 Holzwarth, Karl 1957,59
 Homes, James 1957,58
 Hoppman, Dave 1976
 Houston, Thomas 1977,80
 Howard, David 1954,55,56
 Howard, Larry 1962,64
 Howard, Michael 1984,85,86
 Howay, Gregory 1963
 Howell, Daniel 1987,89
 Hudson, Craig 1986,87,88,89
 Huggett, Jerry 1991
 Hughes, Paul 1981
 Humphries, Anthony 1985
 Hunt, Leon 1986,87,88,89
 Hunter, Malvin 1987,88,89,90
 Hutchinson, William 1950,51,52
 Huxhold, Kenneth 1949,50
 Huxhold, Terry 1958,59,60
 Hyland, Richard 1968,69,70

I

Isom, Adolph 1968,69

J

Jackson, Brandt 1967,68
 Jackomino, Bradley 1976,77,78
 Jacobazzi, Roger 1962,63,64
 Jaeger, Roger 1969,70,71
 Jakious, Richard 1972,73,74
 Jankowski, Thomas 1964,65,66
 Jansen, Brian 1985
 Janule, Victor 1966
 Jax, James 1961
 Jefferson, Theodore 1970
 Jenkins, Lowell 1957,58,59
 Jenkins, Michael 1972,73,74
 Jenkins, Nathan 1965
 Jensen, Joel 1964
 Johnson, Bob 1963
 Johnson, Duane 1972,75
 Johnson, Gregory 1969,71
 Johnson, James 1968,70
 Johnson, Lawrence 1976,77,78
 Johnson, Leon 1986,87,88,89
 Johnson, Malcolm 1990
 Johnson, Richard 1982,83,84
 Johnson, Scott 1987,88
 Johnston, Robert 1984,85,86
 Joki, Matthew 1988
 Jones, James 1963,64
 Jones, Michael 1981,82,83,84
 Jones, Rex 1974,75
 Jones, Thomas 1976
 Jones, Timothy 1985
 Jordan, Tim 1982,84,85,86
 Josten, John 1978,80,82
 Joyce, Leo 1979,80,81
 Jung, Louis 1964,65

K

Kalasmiki, Mike 1978,79
 Kaltenberg, Thomas 1975,76,77
 Kaye, Jesse 1964,65

Keeling, David 1982
 Kelich, Joe 1982,83
 Kellogg, William 1960
 Kelly, Joseph 1949
 Kelly, Michael 1975,76
 Kelly, Pat 1977,78
 Kempthorne, Dion 1961,62
 Kennedy, Brant 1985,86,87
 Kennedy, Robert 1950,51,52
 Kessenich, Paul 1949
 Keyes, Bud 1985,86,87
 Kiltz, John 1978
 King, Troy 1979,80,81,82
 Kissling, Dan 1986,87,88,89
 Klian, Richard 1955,56
 Klosek, Timothy 1971
 Kmet, James 1983,84,85,86
 Knauff, Donald 1949
 Knoeck, Tim 1986,87,88,89
 Kobza, Robert 1983,84
 Kocek, Rich 1972,73,74
 Koch, Thomas 1971,72
 Kocourek, David 1956,57,58
 Konovsky, Robert 1954,55
 Kopina, Dan 1974,75
 Kostka, Wayne 1966
 Kowalski, Tim 1989
 Krall, David 1976,77,78
 Kreger, Jeffrey 1969
 Krein, Joel 1979
 Krepfle, Mike 1978,80
 Kron, Gary 1968
 Kroner, Gary 1961,62
 Krueger, Lee 1990,91
 Krueger, Matt 1991
 Krugman, John 1970,71
 Krumrie, Tim 1979,80,81,82
 Kuhlmeier, James 1966
 Kulcinski, Gerald 1958,59,60
 Kunesch, Ervin 1960
 Kurek, Ralph 1962,63,64

L

La Bun, Vladimir 1974,75
 LaCroix, Richard 1965,66
 Lager, Dennis 1965
 Lamia, Vincent 1973,74,75,76
 Lamphear, Robert 1953
 Landsee, Bob 1982,83,85
 Lane, William 1949,50,51
 Lanphear, George 1957,58,59
 Leafblad, Ronald 1962,63,64
 Lee, Rory 1990
 Leppla, Robert 1975
 Lerro, Joe 1977
 Leu, Robert 1950,51
 Levenhagen, Mark 1972
 Levenhagen, Michael 1973
 Levenhagen, Patrick 1954,55,56
 Levenick, Dave 1977,78,79,80,81
 Lewis, Daniel 1955,56,57
 Lewis, Greg 1973,74,75
 Lewis, Richard 1980
 Lick, Dennis 1972,73,74,75
 Lick, James 1983
 Lick, Steven 1975,76,77
 Lindsey, Scott 1969
 Little, Gary 1972

Little, James 1967
 LoCascio, Guy 1974
 Locklin, Ronald 1952,53,54
 Lokanc, David 1970,71,72
 London, Michael 1964,65
 London, Michael 1991
 Lonnborg, Thomas 1971,72
 Lorenz, Don 1978,79
 Losse, Gary 1969,70
 Lossow, Rodney 1985,86,87
 Loukas, Anthony 1964,65,66
 Lowe, William 1954,55,56
 Lowery, Tony 1987,88,90,91
 Lucas, Richard 1975
 Luko, Jeffrey 1979,81
 Luksik, Franklin 1957
 Lund, Gary 1970,71,72
 Lynch, Brendan 1988,89,90,91
 Lyons, Terry 1974,75,76

M

Macias, Jay 1991
 Mack, Jeffrey 1972,73,74
 Magazzeni, Joe 1988,89
 Mahone, Tyrone 1989,90
 Maksen, Bill 1991
 Malone, Wally 1982
 Mangum, Mark 1990
 Manic, Dennis 1972,73
 Manfield, Robert 1950
 Maniecki, Jason 1991
 Manley, Korey 1990,91
 Mansfield, Von 1980,81
 Marcin, Raymond 1963,65
 Marconi, Joseph 1985
 Marek, Billy 1973,74,75
 Marks, Randall 1968,69,70
 Marrow, Brian 1981,82,83
 Martin, Carl 1952
 Martine, Jim 1978,79
 Maselter, William 1964,65
 Maternowski, Curt 1989,90,91
 Matthews, Ira 1975,76,77,78
 Mayer, Michael 1970,71,72
 Mayo, Brad 1987,88,89
 McCauley, Thomas 1966,67,68
 McClish, Michael 1969
 McConnell, Philip 1989
 McConnell, Tim 1974,75,76
 McCoy, James 1977,78
 McFadden, Thad 1980,81,83,84
 McGettigan, Pat 1989,90,91
 McKinney, Gerald 1961
 McKinnon, Kyle 1981
 McMillin, James 1962
 McNamera, William 1953,54,55
 Mearlon, James 1968
 Mehring, Robb 1988
 Melka, Jim 1981,82,83,84
 Messina, Angelo 1972
 Messenger, Daniel 1979,80
 Messenger, Jeff 1991
 Messner, Gary 1953,54
 Meyers, Tilden 1949,50
 Mialik, Lawrence 1969,70,71
 Michuda, Andrew 1974,75,76
 Mielke, David 1983,84
 Mietz, Robert 1974

Mileager, Richard	1975,76,77
Milek, Joseph	1964
Miller, James	1953,54,55
Miller, Jeff	1988,89,90
Miller, Kerry	1988,89,90
Miller, Ronald	1960,61
Miller, William	1953
Minter, Alan	1975,76,77
Mohapp, Dave	1978,79,80,81
Momcilovic, Milan	1987
Monk, Robert	1964
Monroe, Brad	1969
Montgomery, Ken	1962
Montgomery, Mark	1990,91
Montgomery, Steven	1977
Montoute, Sankar	1980
Moon, Lancelot	1970,71
Moore, Brian	1959,60,61
Moore, James	1976,77,78
Morgan, Michael	1974,75,76,77
Morris, Melvin	1956,57
Moss, Brent	1991
Motl, Kevin	1979,80
Mullen, Mike	1990
Murphy, Donald	1967,68,69
Muschinske, Bruce	1977

N

Namnick, Steve	1978
Nault, Jeffrey	1981,82
Neal, Marvin	1979,80,81,83
Nelson, Robert	1958,59
Nelson, Scott	1990,91
Nelson, Todd	1986,87,88
Nena, Gerald	1960
Nettles, James	1961,62,63
Newell, Robert	1987,88,89,90
Nicolazzi, Richard	1957

Nordwig, Todd	1971
Norvell, Aaron	1989,90,91
Norvell, Merritt	1960,61,62
Norwick, Joseph	1974,75
Nosbusch, Keith	1970,71,72
Novak, Clarence	1972,73,74
Nowak, James	1967,69
Nowka, Pete	1985,86,87,88

O

O'Brien, George	1950,51,52
O'Donahue, Pat	1949,50,51
O'Donnell, Jody	1979,80,81,82
Odomes, Nathaniel	1984,85,86
Orlando, Todd	1991
Orszula, Mark	1979,80
Osswald, Chris	1981,83,84
Otterback, Harold	1949
Otto, Tim	1988
Owens, Fred	1987,88,89

P

Paar, Ronald	1962,63
Pagel, John	1972
Panos, Joe	1991
Parish, Steven	1979
Partington, Paul	1986,87,88
Passini, Michael	1971,72
Peabody, Alvin	1972,73,74
Pearce, James	1967
Pearson, Bret	1981,82,83,84
Perkins, Ronald	1958,59,60
Peters, Kenton	1951,52
Peters, Shawn	1988
Peters, Thomas	1955,57
Peterson, Keith	1985,86,88
Peterson, Phillip	1966

Petruska, Robert	1949,50
Pickens, Robert	1963
Pierce, Brad	1983,84
Pierce, Brady	1988,89,90
Pillath, Roger	1961,62,63
Pinnow, Gary	1964,65
Piraino, Albert	1964
Pluff, Gary	1968
Poindexter, William	1970,71
Polczynski, Nick	1989,90
Pollard, Ronnie	1973,74,75,76
Prchlik, Arthur	1951,52
Price, Art	1983,84
Price, William	1949
Proctor, Thomas	1952
Propsom, Michael	1969
Prusinski, Michael	1976
Purnell, James	1961,62,63

Q

Quaerna, Arnold	1963
-----------------------	------




R

Rabas, Greg	1980,81
Rabas, Thomas	1955
Radcliffe, Robert	1949,50
Raddatz, Craig	1983,84,85,86
Rafko, Nick	1990,91
Rapps, David	1988,89,90
Rasmussen, Jeff	1991
Rasmussen, John	1974,75,76
Raymer, Cory	1991
Reber, Thomas	1980
Rebholz, Harold	1953
Reddick, Melvin	1967,68,69
Reese, Dwight	1991
Reichardt, Rick	1962,63
Reid, Michael	1983,84,85,86
Reimer, John	1974,75
Reineck, Gary	1966,67,68
Reinke, James	1954,55,56
Reise, Steven	1973
Relich, Daniel	1976,77,78
Rhodes, Rodney	1972,73
Rice, Eric	1964,65,66
Richards, Marshall	1980
Richardson, Charles	1972
Richardson, Curtis	1980,81
Richter, Pat	1960,61,62
Ridlon, Walter	1966,67
Ritcherson, Lewis	1969
Roan, Michael	1991
Roberts, Jacques	1968
Roberts, Ronald	1953
Robinson, Rafael	1988,89,90,91
Rodgers, James	1957
Rodriguez, Joe	1976,77
Roedel, John	1965
Rogenski, Theodore	1960
Rogers, James	1959
Rohde, Kevin	1982,83
Rosandich, James	1955
Rose, Randy	1974,75,76
Ross, James	1985,86,88
Rothbauer, Joe	1978,79,80
Rudat, Karl	1967,68
Ruetz, Howard	1978,79,80



Larry Emery is the third-leading rusher (2,979 yards) in Wisconsin history. He rushed for a career-best 1,113 yards as a junior in 1985.

LETTERMEN, CONT.



Merritt Norvell, Gerald Kulcinski and Andy Wojdula all played on Wisconsin Rose Bowl teams in the early 1960s. All three later served on the university's Board of Athletics.

Rutenberg, Bill 1980
Rutenberg, William 1952
Rux, Steve 1986,87
Ryan, John 1966,67,68

S

Sachen, Michael 1964,65
Sachtjen, Kenneth 1949,50
Safranek, Randy 1972
Salen, Gregory 1973
Salmons, David 1968
Sanger, Art 1972,73,74
Savage, Corey 1981
Sawicki, Mark 1978
Schade, Donald 1959,60,61
Schaefer, Jerry 1949
Schaffner, Donald 1966,68
Scheid, Terry 1970
Schenk, James 1961,62
Schick, William 1983,84,85
Schieble, Dan 1976,77,78
Schinke, Thomas 1965,66,67
Schleisner, Thomas 1950,51
Schlicht, Kurt 1983
Schlibbier, Karel 1975
Schmidt, Rudy 1968,69
Schneider, James 1969
Schoessow, Wallace 1966,67,68
Schoonover, Alan 1957,59
Schrader, David 1970,72
Schremp, Thomas 1977,78,79
Schroeder, Daniel 1973
Schunitsch, Richard 1966,67
Schymanski, James 1971,72,73
Seamonson, Al 1980,81
Searcy, Henry 1990,91
Seifert, Michael 1971,72,73
Seis, Dean 1980

Sencyszyn, David 1990
Senn, Ed 1980
Severson, Peter 1981,82
Shackerford, Lamark 1990,91
Sharp, Duer 1988,89,90,91
Sharron, Scott 1985
Shelton, Rodney 1991
Shinnick, Thomas 1968,69,71
Shumate, Mark 1979,80,81,82
Shwaiko, Paul 1952,54,55,58
Silvestri, Carl 1962,63,64
Simcic, John 1949,50
Simkowski, George 1950,51,52
Simmons, Ken 1973,74,75
Simonson, Richard 1956
Sims, Clint 1979,80,81,82
Sims, Darryl 1980,81,82,84
Sklare, Scott 1975
Smith, Brian 1982
Smith, Jerome 1950,51
Smith, John B. 1972,73
Smith, John H. 1967,68
Smith, Ronald 1962,63,64
Smith, William 1961,62,63
Smolich, Michael 1970,71
Snell, Ray 1977,78,79
Snell, Robert 1968
Sobocinski, Phil 1964,65,66
Souza, Wayne 1977,78
Spaeth, Tony 1989,90,91
Sparger, David 1985,86
Spencer, Troy 1985
Sprauge, Charles 1958
Spurlin, Larry 1979,80,81
Staiger, David 1949,50
Stalcup, Jerry 1957,58,59
Stanley, Ronald 1960,61
Starch, Ken 1973,74,75

Stassi, Mike 1982
Stauss, Tom 1977,78,79
Stein, Jeffrey 1987
Steiner, Ronald 1957,58,59
Steiner, Rudy 1971,72
Steinmetz, George 1950,51,52
Stejskal, Dennis 1975,76,77
Stellick, Jack 1955
Stensby, Clarence 1951,52,53,54
Stephenson, Dennis 1969,70
Steverson, Ron 1980,81
Stewart, Jon 1973
Stieve, Terry 1973,74,75
Stills, Ken 1983,84
Storck, Robert 1970,71,72
Stracka, Tim 1978,79,80,82
Strehlow, Roland 1949,50,51
Striefel, Rick 1986
Stroede, Terrence 1978,79
Strop, Todd 1989,91
Subach, Mark 1980,81,82
Suits, William 1960
Suminski, David 1950,51,52
Swalve, Gary 1966,67,68
Swan, Scott 1981
Swopes, Aaron 1987
Sydnor, Eric 1985,86
Sydnor, Raymond 1978,79

T

Tams, Mike 1989,90
Tansor, Dave 1986
Taulien, John 1985
Taylor, Robert 1982,84,85,86
Teague, Robert 1949
Teets, Richard 1985,86
Temp, James 1952,53,54
Terrell, Melvin 1980,84

Tetead, Richard	1956,57,58
Teteak, Deral	1949,50,51
Thomas, Charles	1954,55
Thomas, Greg	1987,88,89,90
Thomas, Vaughn	1979,80,81,82
Thompson, Alan	1969,70,71
Thompson, Mike	1991
Thompson, Patrick	1990,91
Thompson, Rich	1988,89,90,91
Tietz, Wayne	1966,67
Todd, Wayne	1966,67,68
Tompkins, Reginald	1985,86
Toon, Al	1982,83,84
Trotta, Lee	1968
Tucker, Melvin	1990,91
Turk, Daniel	1983,84
Turturro, Ralph	1978

U

Underwood, Pete	1987
Underwood, Steven	1960,61,62
Unverzagt, Eric	1991
Ursin, Donald	1952,53,54

V

Vance, Jerry	1980,81
VandenBoom, Matt	1980,81,82
Vanderhoof, William	1950
VanderKelen, Ron	1962
VanderVelden, Donald	1960,61
VandeZande, Chad	1985,86,87,88
Veit, Sam	1991
Veith, Steven	1977,78,79
Vergetis, Gus	1953
Versnik, Ron	1980,81,82
Verstegen, Mike	1991
Vesel, Charles	1960
Vesperman, Michael	1973,74
Vincent, Troy	1988,89,90,91
Vinci, Steven	1986,87,88
Vine, Jeffrey	1976,77,78,79
Voigt, Stuart	1967,68,69
Von Heimburg, Ernest	1962,64
Voss, Donald	1951,52

W

Wagner, Jeffrey	1985,86,88
Wagner, John	1977
Wagner, Robert	1978
Wagner, Steven	1973,74,75
Walker, Albert	1957
Walker, Averick	1983,84
Walker, Carlton	1980,81
Walker, Elbert	1969,70,71
Walker, Melvin	1967
Walsh, Jeffrey	1977
Walter, Ted	1980
Ware, Tim	1989,90,91
Washington, Lee	1976,77
Washington, Selvie	1973,74
Wasikowski, Paul	1978
Watrud, James	1977
Watters, Philip	1986
Webster, Michael	1971,72,73
Welch, George	1977,78,79
Wesley, James	1971,72

Westphal, John	1980,81
Weyker, Jeff	1988
Wheeler, Mark	1984
Wheeler, Sam	1965,66,67
White, Jeff	1974
White, LaMarr	1987,88,89,90
Whittaker, Terry	1969,70,71
Wiesner, Thomas	1958,59,60
Wilder, Lee	1969,70
Williams, Bill	1986,87,88,90
Williams, John	1979,80,81,82
Williams, John L.	1989
Williams, Robert	1985,87
Williams, Robert	1989,90,91
Williams, Sid	1956,57,58
Williams, Stanley	1972,73,74
Wilson, Glen	1953,54
Wilson, Robert	1949
Wilson, Sean	1989,90
Wimmer, Hugo	1952
Wimpress, James	1974
Winckler, Bob	1979,80,81,82
Winfrey, Carl	1968,69,70
Wings, David	1985,86,87,88
Winslow, George	1982,83
Wirth, Jeff	1990,91
Withers, Edward	1949,50,51
Witkus, Douglas	1976,77
Witt, Gerald	1951,52,53
Wittig, Richard	1961
Wojdula, Andy	1961,62,63
Wojtowicz, George	1978
Wolf, Jeffrey	1987,88
Wood, John	1966
Woodford, Bruce	1977
Wright, Randy	1981,82,83
Wuhrman, Jerald	1952,53

Y

Yanakos, William	1966,67,68
Yarborough, William	1968,69,70
Yderstad, Charles	1950
Yocum, Chad	1991
Young, Richard	1969
Young, Stephen	1962,63
Young, Daniel	1979

Z

Zakula, Mark	1972,73,74
Ziemetz, Arthur	1974
Zeman, Robert	1957,58,59
Zimmerman, John	1973,74,75
Zouvoas, Peter	1957,59
Zullo, Vince	1991

Badger Football Players in "W" Club Hall of Fame


Alan Ameche
<i>Fullback</i>
Roland Barnum
<i>Player</i>
Marty Below
<i>Player</i>
Milt Bruhn
<i>Coach</i>
Howard Buck
<i>Tackle</i>
Robert Butler
<i>Player</i>
Pat Harder
<i>Fullback</i>
Elroy Hirsch
<i>Halfback</i>
Eddie Jankowski
<i>Player</i>
Arlie Mucks, Sr.
<i>Guard</i>
Pat O'Dea
<i>Kicker</i>
Pat Richter
<i>End</i>
Harlan Rogers
<i>End</i>
Dave Schreiner
<i>End</i>
Howard Weiss
<i>Fullback</i>
Rollie Williams
<i>Admin. & player</i>
Ivan Williamson
<i>Coach & Player</i>
Robert Wilson
<i>Center</i>
Ed Withers
<i>Player</i>

1992 inductees in boldface

LETTERMEN, *BADGERS IN THE NFL*

Badgers on 1991 NFL Rosters


Player	Pos.	1991 team	NFL Service
Jeff Dellenbach	OL	Miami	7 years
Don Davey	DT	Green Bay	1 year
Rick Graf	LB	Houston	5 years
Paul Gruber	OL	Tampa Bay	4 years
Richard Johnson	DB	Houston	7 years
Tim Krumrie	DL	Cincinnati	9 years
Nate Odomes	DB	Buffalo	6 years
Michael Reid	LB	Atlanta	5 years
Al Toon	WR	N.Y. Jets	7 years
Dan Turk	OL	L.A. Raiders	6 years



Tim Krumrie, a former NFL all-Pro, started for the Cincinnati Bengals in Super Bowl XXIII.



All-America tackle Paul Gruber was Tampa Bay's first-round (fourth overall) National Football League draft choice in 1987.




Richard Johnson, a veteran starter in Houston, was one of three Badgers picked in the NFL's first-round draft in 1985.



Green Bay tackle Don Davey is the first Barry Alvarez-coached Badger to make the NFL.



Al Toon, the Jets' first-round draft pick in 1985, has been an all-Pro selection in the National Football League at wide receiver.



Buffalo cornerback Nate Odomes has started for five seasons with the Bills. He has started in the last two Super Bowls. (photo by Mike Groll)



Jeff Dellenbach completed his seventh season with the Dolphins in 1991.

HONORED BADGERS

Wisconsin's Retired Numbers

35

Ameche

40

Hirsch

80

Schreiner

83

Shafer

No. 35 — Alan Ameche, fullback

One of the greatest backs in UW history and the 1954 Heisman Trophy winner. Nicknamed "The Horse," Ameche was a two-time all-American and ended his career as the NCAA's all-time leading rusher (3,212 yards). He led the Badgers to the 1953 Rose Bowl, where he rushed for 133 yards against USC. The five-time Pro Bowl selection was inducted in the NFL Hall of Fame in 1975.

No. 40 — Elroy Hirsch, tailback

Although he played football only one season at Wisconsin, Hirsch is one of the most beloved figures in Badger sports history. Hirsch, nicknamed "Crazylegs," rushed for 786 yards for Wisconsin's 8-1-1 team in 1942. He also starred for nine seasons with the Los Angeles Rams before returning to Wisconsin as Athletic Director from 1969-87.

No. 80 — Dave Schreiner, end

The two-time all-America end was named Western (later the Big Ten) Conference Player of the Year in 1942. Schreiner lettered three seasons at Wisconsin as an end both on offense and defense. He is a member of the National Football Foundation Hall of Fame.

No. 83 — Allan Shafer, quarterback

The memory of former quarterback Allan Shafer is continued with the "Living Memorial" Scholarship that is given in his name. Shafer was fatally wounded during the 1944 Wisconsin-Iowa game, a 26-7 Badger victory. Shafer is the only Badger player ever to die from a football-related injury.

Wisconsin's All-time Team

In conjunction with the centennial celebration of college football in 1969, Wisconsin fans were asked to select the University's all-time team.

The 11-man unit features Heisman Trophy winner **Alan Ameche**, who was voted Wisconsin's all-time greatest player. Ameche, a two-time all-American, concluded his brilliant career as the NCAA's all-time rushing leader. The other members of the squad:

Ken Bowman — first-team academic all-Big Ten and all-America center.

Howard Buck — captained the 1915 Badgers and was named all-Big Ten and all-American.

Pat Harder — led the Big Ten in rushing as a sophomore and was an all-America FB in '42.

Elroy Hirsch — halfback on the 1942 Badger team that was ranked third in the nation, he later served as UW Athletic Director (1969-87).

Dan Lanphear — three-year letterman on the line and a 1959 all-Big Ten pick at tackle.

Arlie Mucks — an all-American in 1914, he won a silver medal in the discus at the 1912 Olympics.

Pat Richter — all-American on the field and in the classroom, Richter was named Wisconsin Athletic Director in 1989.

Dave Schreiner — two-time all-America end and the 1942 Western Conference Player of the Year.

Ron VanderKelen — led Badgers to the '63 Rose Bowl where he passed for a record 401 yards.

Robert Wilson — Big Ten MVP and UW's 1950 Medal of Honor winner.

THE UNIVERSITY

A world-class university education and an opportunity to compete in the most prestigious conference in America is what football at the University of Wisconsin is all about.



UW-MADISON

Selected UW-Madison Alumni

Arts

□ Mason Adams, Emmy Award-winning actor on "Lou Grant"; □ Don Ameche, star of movies and stage; □ Joan Cusack, actress in "Working Girl"; □ Thomas Miller, writer of "Happy Days," "Laverne and Shirley," "Bosom Buddies" and "Perfect Strangers"; □ Joyce Carol Oates, novelist; □ Daniel Travanti, Emmy Award-winning actor on "Hill Street Blues"; □ David and Jerry Zucker, producers of "Airplane," "Naked Gun" and "Ruthless People"

Business

□ Susan Davis, CEO of Susan Davis Companies; □ Norman Dean, president of Hills Brothers Coffee; □ Robert Froehlke, CEO IDS Mutual Fund Group; □ Lee Raymond, chairman of Exxon

Journalism

□ Jeff Greenfield, news analyst of ABC Nightline; □ Steven Bornstein, President of ESPN; □ Rudy Martzke, sports columnist of *USA Today*; □ Edwin Newmann, retired dean of NBC News; □ Len Shapiro, sports editor of Washington Post

The University of Wisconsin-Madison, one of the nation's leading institutions for higher learning, is dedicated to the support of academic freedom. Established in 1848, the UW has grown from its first class of 17 students to the nation's fifth largest university of more than 43,000 students, 11 schools and colleges, 133 academic departments, 14,000 employees and a \$1 billion budget.

Wisconsin has ranked among the top universities in the United States in every scholarly pursuit since 1910. In what may be the most extensive study on graduate level education of its kind, the Assessment of Research-Doctorate Programs in the United States rated Wisconsin tied for eighth (with UCLA and Michigan) for its academic quality. The University is second in scholarly publications authored by its faculty and first in number of scholars earning doctoral degrees. Majors are offered in 151 bachelors, 191 masters and 123 doctorate programs.


Accomplishments: The UW-Madison has been a leader in many areas. Among the breakthroughs at UW: establishing the first academic programs in the U.S. for Scandinavian Studies (1875), Psychology (1888), Agricultural Economics (1909), Genetics (1910) and Wildlife Management (1939); launching the world's first space observatory; conducting the first bone marrow transplant in the United States; operating the nation's first radio station (WHA) in 1917; discovering Vitamins A and B; and finding evidence to link cancer with saccharine and cyclamates.

Students: More than 43,000 students attend the University, coming from every county in Wisconsin, all 50 states and more than 125 countries. The UW ranks fifth in the nation for total foreign student enrollment (over 3,000), making it one of the nation's most diverse populations. The diversity is evident in the more than 500 student groups on campus.

Faculty: The UW-Madison faculty routinely win national citations for teaching excellence, research and service. Much of the university's international reputation comes from the quality of its faculty. In fact, UW faculty and alumni have accounted for 11 Nobel and 16 Pulitzer Prizes. There are 44 UW-Madison faculty members who have won Presidential Young Investigator awards (second to MIT); eight winners of the National Medal of Science; and three Searles Scholars. Forty-two professors at the UW-Madison are enrolled in the National Academy of Sciences, nine are members of the National Academy of Engineering and three have been named to the National Academy of Education.

Athletics: A member of the prestigious Big Ten Conference, Wisconsin offers its student-athletes the finest opportunities in both academic and athletic pursuits. The Badger men's athletic department sponsors competition in basketball, crew, cross country, football, golf, hockey, soccer, swimming and diving, tennis, track and field, and wrestling. Women's sports include: basketball, crew, cross country, golf, soccer, swimming and diving, tennis, track and field and volleyball.

UW-Madison Rankings



Graduates: According to a 1990 Standard & Poor's survey, the UW-Madison is first in the nation among public institutions with graduates who are CEOs of Fortune 500 companies.

Business: The School of Business ranks fifth in the nation in research productivity. The faculty's scholarly output ranks first among business schools at public institutions.

Education: The School of Education is the nation's best according to a survey conducted by the University of Illinois in 1990. The UW's educational administration and educational policy studies rank second.

Forestry: The UW's forestry department was named the top research department by the USDA in 1986.

Journalism and Mass Communication: The faculty at the School of Journalism and Mass Communication was rated first in the nation for research productivity by *Journalism Quarterly* in 1988.


Plant Pathology: In 1986, the UW's Plant Pathology department tied for first place in a rating conducted by the University of Cal-Davis.

U.S. News & World Report (March 23, 1992) ranked the UW's sociology department as tops in the country. The magazine also ranked the psychology department 12th, history 9th, political science 10th, economics 11th and engineering 12th.

Libraries: The UW-Madison has the 13th largest university library system in the nation with over 5 million books.

Did you know that ...

- ☐ the UW-Madison provides the Peace Corps with more volunteers than any school in the nation?
- ☐ the Wisconsin Alumni Association is the No. 2 independently financed alumni group in the nation?
- ☐ the UW-Madison ranks first nationally among public institutions in research and development expenditures?
- ☐ the school's voluntary support (over \$124 million) is first nationally among public institutions?



UW CITY OF MADISON

Located in southern Wisconsin, Madison is home to both the University of Wisconsin and the state capital. The city was designed so that the school and state would be linked, signifying the interrelated nature of academics and politics.


One of the Midwest's most vibrant communities, Madison offers an endearing quality of life to both its residents and students.

The centerpiece of the city is the State Capitol. The campus is west of the Capitol and offers easy access to shopping malls, restaurants for every taste and popular night spots.

With a diverse population of more than 190,000, Madison offers the unique combination of big-city excitement plus small-town charm. Madison is an action-oriented community that promotes participation in government, education, sports, arts and recreation.

Madison was listed as the eighth most livable city in the nation in a 1991 *Money* magazine survey.

Besides the UW Athletic Department, the city offers a large quantity and high quality of outdoor leisure activities. *Outside* magazine ranked Madison as one of the Top 15 sports towns in the nation in 1989.




CAMPUS LIFE

Situated among gentle rolling hills and wooded areas between Lakes Mendota and Monona is the 900-acre University of Wisconsin campus. Located in the state's capital city, Madison, the UW campus is one of the nation's most picturesque.

Two movies have been filmed on the UW-Madison campus, including the 1986 hit *Back To School*, which featured Rodney Dangerfield.

There are many famous landmarks on campus including tree-lined Bascom Hill, North Hall (the first building on campus), Van Hise Hall (the tallest building on campus) and Picnic Point (a 129-acre peninsula). A favorite gathering spot for students is the Memorial Union and its lakeside terrace.

Wisconsin students include some of the nation's foremost scholastic achievers. The diversification of the student body and its campus life make the UW a truly special educational experience.



The Memorial Union and its beautiful lakeside terrace (above and below) is a favorite gathering spot on campus for UW students.



CHANCELLOR



Dr. Donna E. Shalala

Dr. Donna E. Shalala, the first woman to lead a Big Ten University, has been the chancellor at the University of Wisconsin-Madison since 1988.

As the leader of the nation's fifth largest university and the largest public research institution, Dr. Shalala has demonstrated a dynamic and energetic approach to dealing with issues in education.

During her tenure at Wisconsin, Dr. Shalala has launched efforts to strengthen undergraduate education; to be more competitive in recruiting and retaining top faculty, staff and students; to upgrade research facilities; to increase opportunities for women and members of minority groups on campus; and to strengthen the university's research program.

Dr. Shalala has garnered high national visibility during her career. She was named one of the top five managers in higher education by *Business Week* and was listed as one of the 50 most powerful women in the United States by *Ladies Home Journal*.

In the athletic environment, Dr. Shalala has been a leader in restructuring the UW Athletic Department. She also serves on the Knight Commission, a

national panel that is charting reform in intercollegiate athletics.


Prior to her arrival at Wisconsin, Dr. Shalala served for seven years as president of Hunter College. She was on the faculty at Columbia University and worked as Assistant Secretary for Policy Development and Research of the U.S. Department of Housing and Urban Development during the Carter Administration.

She is a member of the National Academy of Public Administration and the National Academy of Education, and has received more than a dozen honorary degrees.

Public service has been a hallmark of her career. She spent two years in the Peace Corps. She is vice chair of the Children's Defense Fund, a trustee of the Committee for Economic Development, a member of the board of directors of Spelman College, the Brookings Institution, the American Ditchley Foundation, the Institute for International Economics and the Spencer Foundation.

Chancellor Shalala earned her bachelor's degree from Western College for Women (Oxford, Ohio) in 1962 and her doctorate degree from Syracuse in 1970.

DIRECTOR OF ATHLETICS



Pat Richter

Former three-sport letterman Pat Richter is in his third season as Director of Athletics at his alma mater. A native of Madison, Richter is the person responsible for leading one of the nation's most successful athletic programs.

Named to his position in December of 1989, Richter is in charge of a program that has 20 sports, nearly 1,000 athletes, more than 160 employees and a large physical plant.

Since he joined the department, UW athletics have made giant strides. Richter lured Barry Alvarez from Notre Dame and former New York Knicks Coach Stu Jackson to head the football and basketball teams.

He oversaw an immediate improvement in facilities, helped regain program support from every corner of the state and has worked diligently to return the department to fiscal solvency.

In his first year as Director, Richter

saw the hockey team and crew win national championships and distance runner Suzy Favor capture the Broderick Cup, an award given to the nation's top female athlete. Consider that, in 1991-92,

- ❑ the football team was the NCAA's fourth most improved.
- ❑ the women's basketball team set a UW record for wins and qualified for its first NCAA tourney.
- ❑ five fall sports — men's and women's soccer and cross country plus volleyball — made NCAA tourneys in 1991.
- ❑ six UW coaches were honored by the Big Ten as Coach of the Year.

Richter's love for Badger athletics started as an undergraduate. He is the last nine-time letterman in school history, gaining three letters in football, basketball and baseball.

Pat earned all-America (1961-62), academic all-America (1962) and all-Big Ten (1961-62) honors as a football end. He led Wisconsin to the 1963 Rose Bowl and caught a game-record 11 passes in the Badger's 42-37 loss to USC.

Richter led the Big Ten in receiving twice and is still the third leading receiver in school history. As a senior, Pat won Wisconsin's 1963 Big Ten Medal of Honor (given for proficiency in scholarship and athletics) and received the Knute Rockne Memorial Award (given to the nation's top lineman).

Richter earned all-conference honors in baseball (1963) and led the Badgers in hits, home runs and runs batted in three times. Pat earned his scholarship for basketball, where the 6-6 center played three seasons.

After earning his B.S. degree from the UW in landscape architecture in 1964, Pat was a first-round draft pick of the Redskins. He played nine seasons (1963-71) as an end and punter.

Upon retirement from the NFL, he returned to Wisconsin to earn his law degree (1971). After employment with a Madison law firm, he worked his way up to Vice President of Personnel at the Oscar Mayer Corporation.

Richter was honored with an NCAA Silver Anniversary Award for post-college achievements in 1988. He is a member of the Wisconsin State Athletic and Madison Sports Halls of Fame, the NFL Player and Alumni Associations and the American Bar Association. Pat was included in the inaugural class of the Athletic Department Hall of Fame in 1991.


He is a regular contributor to many charitable organizations, including the UW Children's Hospital and the Four Lakes Boy Scouts.

Richter and his wife, Renee, have four children: Scott, Brad, Barry and Tim. Barry, a senior at UW-Madison, is captain of the Badger hockey team.


BADGER ATHLETICS




UW was the nation's fourth most-improved team in '91.




Two-time NCAA wrestling champ Matt Demaray.



Hockey has won three NCAA titles since 1981.



Volleyball made its second NCAA appearance in a row last season.



Tracy Webster was a second-team all-Big Ten guard as a sophomore.



Women's soccer was the national runner-up in 1991.

BIG TEN CONFERENCE

From its beginning almost 100 years ago, the Big Ten Conference continues to be recognized as one of the premier athletic leagues in the nation.

The league membership has undergone several changes over the years, including the recent addition of Penn State University. One of the constants, however, has been the achievement of excellence both in the classroom and on the playing field.

On Jan. 11, 1895, the Big Ten Conference was formed when Purdue President James H. Smart and six other university leaders established the principles for the Intercollegiate Conference of Faculty Representatives.

The original membership — Chicago, Illinois, Michigan, Minnesota, Northwestern, Purdue and Wisconsin — set the blueprints for what was to be later called the Western or Big Ten Conference.

The makeup of the league has changed several times, with the addition of Indiana and Iowa in 1899, Ohio State in 1912, the departure of Chicago in 1946 and the addition of Michigan State in 1949 and Penn State in 1992.

Big Ten Members

<i>School</i>	<i>Location</i>	<i>Year Joined</i>	<i>Nickname</i>
Illinois	Champaign, IL	1895	Fighting Illini
Indiana	Bloomington, IN	1899	Hoosiers
Iowa	Iowa City, IA	1899	Hawkeyes
Michigan	Ann Arbor, MI	1895	Wolverines
Michigan State	East Lansing, MI	1949	Spartans
Minnesota	Minneapolis, MN	1895	Golden Gophers
Northwestern	Evanston, IL	1895	Wildcats
Ohio State	Columbus, OH	1912	Buckeyes
Penn State	University Park, PA	1992	Nittany Lions
Purdue	W. Lafayette, IN	1895	Boilermakers
Wisconsin	Madison, WI	1895	Badgers

Big Ten Football Facts

- ☐ 96 consecutive years of play
- ☐ national attendance leader 33 of the past 35 years
- ☐ 11 Heisman and eight Outland Trophy winners
- ☐ 16 National Coach-of-the-Year honors
- ☐ at least four bowl teams for 11 straight years
- ☐ six bowl teams in both 1984 and 1985

Wisconsin Big Ten Football Titles

<i>Year</i>	<i>Coach</i>	<i>Record</i>
1896	Phil King	2-0-1
1897	Phil King	3-0-0
1901 (tie)	Phil King	2-0-0
1906 (tie)	C.P. Hutchins	3-0-0
1912	William Juneau	5-0-0
1952	Ivy Williamson	4-1-1
1959	Milt Bruhn	5-2-0
1962	Milt Bruhn	6-1-0


BADGER ATHLETICS ALL-AMERICAN . . .

Eleven Badgers have been selected consensus all-America football players in the school's storied gridiron history.

Twenty-nine Wisconsin players received all-America mention in their careers, including two-time picks Dave Schreiner, Alan Ameche and Pat Richter.

Most recently, defensive back Troy Vincent was named to first team all-America squads by the College Football Writers Association, United Press International, *The Sporting News* and *Football News* in 1991.

In the 1980s, four Wisconsin standouts — tackle Paul Gruber, noseguard Tim Krumrie and defensive backs Matt VandenBoom and Richard Johnson — were all-America picks.



Tim Krumrie, currently a noseguard with the Bengals, was a 1981 consensus all-America selection.

Valleyball made its second NCAA appearance in a row last season.

Tracy Webster was a second team all-Big Ten guard as a sophomore.

Women's soccer was the national runner-up in 1991.

AND ACROSS TO PROFESSIONAL FOOTBALL

More than 100 Badger football players have been selected in the National Football League draft.

Fifteen Wisconsin players have been picked in the first round of the draft. Included in that group is current Badger Athletic Director Pat Richter by Washington in 1963.

In 1984, Richard Johnson (Houston), Al Toon (New York Jets) and Darryl Sims (Pittsburgh) were first-round selections.

Most recently, Troy Vincent was a No. 1 pick by Miami in 1992.


Wisconsin's NFL first-round draft picks

1937 — Ed Jankowski, Packers
 1941 — George Paskvan, Packers
 1944 — Pat Harder, Cardinals
 1945 — Elroy Hirsch, Browns
 1947 — Don Kindt, Bears
 1948 — Earl Girard, Packers
 1955 — Alan Ameche, Colts
 1963 — Pat Richter, Redskins
 1976 — Dennis Lick, Bears
 1980 — Ray Snell, Bucs
 1985 — Richard Johnson, Oilers
 1985 — Al Toon, Jets
 1985 — Darryl Sims, Steelers
 1988 — Paul Gruber, Bucs
 1992 — Troy Vincent, Dolphins




Michael Reid was one of eight Badgers drafted by the National Football League in 1987. He is a six-year veteran with the Atlanta Falcons.


BADGERS FROM WISCONSIN . . .




Racine's Brent Moss



Sun Prairie's Scott Nelson




Brookfield's Joe Panos




Madison's Aaron Norvell

AND ACROSS THE NATION




Kansas' Mike Bryan



California's Dwight Reese



Georgia's Rodney Shelton



Ohio's Aaron Brown

BADGERS FROM CAMP RANDALL STADIUM

Largest College-Owned Football Stadiums

1. Michigan	101,701
2. Penn State	93,000
3. Tennessee	91,902
4. Ohio State	86,071
5. Stanford	86,019
6. Georgia	85,434
7. Auburn	85,214
8. Louisiana St.	80,140
9. Clemson	79,853
10. Texas	77,809
11. Wisconsin	77,745

Camp Randall Stadium capacity changes

Year	Capacity
1917-20	10,000
1921-25	29,783
1926-27	38,293
1928-31	43,000
1932-36	32,700
1937-39	36,000
1940-50	45,000
1951-54	51,000
1955-57	52,788
1958-65	63,435
1966-present	77,745

Camp Randall Stadium, built 75 years ago, is the home for Wisconsin's football team. The 77,745-seat facility is the nation's 11th-largest college stadium.

Distinguished by its impressive double-deck structure and horseshoe design, Camp Randall Stadium has been the Badgers' gridiron facility since 1917. Since its opening game on Nov. 3, 1917, Camp Randall Stadium has hosted 398 Badger football games and attracted more than 18 million fans.

Besides the playing field, Camp Randall houses the athletic department offices, lounge and study areas for athletes, film, training and weight rooms and a display of Badger football memorabilia.

The Stadium is the centerpiece of Wisconsin's large athletic complex. Located on the same block on the west side of campus is the Dave McClain Athletic Facility, the Badgers' state-of-the-art indoor practice building and the Wisconsin Field House.

Camp Randall Stadium and its grounds have a rich history prior to its affiliation with Wisconsin Badger athletics.

In the days before the Civil War, the site was owned by the Wisconsin Agricultural Society, which held its annual state fair on the grounds. When hostilities broke out in 1861, the society gave the land to the government for a major military training center. More than 70,000 troops attended training drills at the Camp Randall complex.

After peace was restored in the nation, the land was returned to

State Fair property. The Fair later moved to Milwaukee, and Wisconsin's Civil War veterans urged the legislature to purchase the land. In 1893, the state presented the site to the university as a memorial athletic field.

Intercollegiate athletics had begun on campus in 1881, and football joined the scene in 1889. The first games were actually played on a field on the lower part of campus. The stadium was built at its present site in 1913. However, a tragic collapse of the wooden bleachers in 1915 prompted the UW to formulate plans for concrete stands.

Two years later, a 10,000-seat concrete stadium was started with a grant of \$15,000 from the legislature. The rest of the money was earned from athletic department revenues.

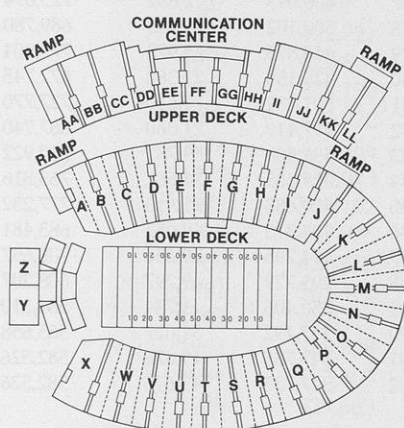
The first game played in the present Camp Randall Stadium was a thrilling 10-7 homecoming victory over archrival Minnesota in 1917. Capacity of the structure has increased several times, jumping to 51,000 by 1951.

A revision of the seating arrangements in 1955 boosted the capacity to 52,788. The running track was removed in 1958, the playing field was lowered 10 feet and 10,647 seats were added (raising capacity to 63,435). Capacity was increased to its current figure in 1966 with the addition of the second deck on the west side. The facility is designed so that all seats point toward the center of the field, providing excellent sight lines.

The Communications Center, which is one of the Midwest's best facilities for working media, was



A crowd of 75,053 on Oct. 12, 1991, vs. Iowa was the biggest gathering at Camp Randall Stadium since 1986.



Camp Randall Stadium diagram.


also built after the 1966 season. The three-level structure includes areas for media members, game personnel, athletic department officials and corporate booths.

Facility improvements have been continued into the 1990s with the installation of an artificial turf playing field in the summer of 1990 and a computerized scoreboard and message center added in the spring of 1992.

Badger football teams have averaged better than 70,000 fans per game a dozen seasons since 1972. Wisconsin has drawn more than 70,000 spectators to 60 games since 1970. Most recently, 75,053 fans (the largest crowd at Camp Randall since 1986) witnessed a heart-breaking 10-6 loss to Iowa last season. The single-game attendance record is 80,024 set against Michigan in 1978.


ATTENDANCE FIGURES RANDALL STADIUM

Year	Home Attend.	Average /Game	Season Attend.	Average /Game
1921	47,847	11,962		
1922	44,300	11,075		
1923	65,548	16,387		
1924	87,549	14,592		
1925	75,589	15,118		
1926	96,141	19,228		
1927	92,559	18,512		
1928	146,668	29,334		
1929	107,800	21,560		
1930	90,875	18,175		
1931	60,272	15,068		
1932	81,719	16,344		
1933	54,314	13,579		
1934	82,662	20,666		
1935	79,444	15,889		
1936	95,586	19,117		
1937	120,607	24,121		
1938	126,925	31,731		
1939	118,632	23,726		
1940	131,384	26,277		
1941	131,061	26,212		
1942	174,157	29,026		
1943	71,868	14,374		
1944	110,050	22,010		
1945	130,665	32,666		
1946	180,000	45,000	433,012	48,112
1947	221,000	44,200	422,862	46,985
1948	265,000	44,167	446,200	49,578
1949	221,000	44,200	404,442	44,938
1950	180,000	45,000	513,300	57,033
1951	230,753	46,151	429,137	47,682
1952	259,764	51,953	544,662	54,466
1953	258,262	51,652	473,077	52,564
1954	267,455	53,491	522,165	58,018
1955	267,455	53,491	490,331	54,481
1956	267,517	53,503	509,956	56,662
1957	238,417	47,683	432,260	48,029
1958	276,263	55,263	538,466	59,830
1959	266,586	53,317	585,749	58,575
1960	284,780	59,956	502,689	55,584
1961	235,716	47,143	431,571	47,952
1962	335,259	55,877	607,048	60,705
1963	306,114	61,223	548,924	60,992
1964	303,590	60,718	538,456	59,828
1965	282,139	56,428	546,293	54,629
1966	310,350	51,725	553,372	55,337
1967	262,473	52,495	545,012	54,501
1968	261,353	43,559	434,572	43,457
1969	293,390	48,898	515,179	51,518
1970	377,335	56,223	574,269	57,427



Year	Home Attend.	Average /Game	Season Attend.	Average /Game
1971	408,885	68,131	645,016	58,638
1972	422,721	70,454	703,833	63,985
1973	422,803	60,400	675,227	61,384
1974	358,150	71,630	658,904	59,900
1975	443,772	73,962	748,448	68,041
1976	425,386	70,898	681,302	61,937
1977	436,093	72,682	725,094	65,918
1978	500,102	71,443	689,780	62,707
1979	443,875	73,979	777,904	70,719
1980	428,158	71,360	672,745	61,159
1981	501,482	71,640	727,770	66,161
1982	497,419	71,060	867,740	72,312
1983	488,508	69,787	730,922	66,447
1984	373,405	74,681	765,816	69,620
1985	429,683	71,613	777,232	70,657
1986	408,313	68,052	683,481	56,957
1987	414,795	59,256	700,657	63,696
1988	295,779	49,297	608,207	55,292
1989	250,406	41,734	584,310	53,119
1990	357,192	51,027	565,658	51,424
1991	347,735	49,676	582,526	52,957
1992	347,735	49,676	582,526	52,957

BADGER FOOTBALL



Largest Camp Randall Stadium Crowds

Attend.	Date	Opponent	Result
80,024	10/21/78	Michigan	L 0-42
79,940	11/4/78	Ohio State	L 14-49
79,579	10/16/76	Ohio State	L 20-30
79,521	11/6/76	Iowa	W 38-21
79,253	10/25/80	Ohio State	L 0-21
79,203	10/22/70	Mich. State	L 7-9
79,111	10/9/76	Purdue	L 16-18
79,026	10/27/79	Iowa	L 13-24
79,023	10/12/85	Iowa	L 13-23
79,022	9/13/75	Michigan	L 6-23
78,986	11/11/78	Purdue	T 24-24
78,973	10/10/81	Ohio State	W 24-21
78,911	10/19/74	Michigan	L 20-24
78,902	10/25/75	N'western	W 17-14
78,883	9/22/79	UCLA	L 12-37
78,868	11/1/75	Illinois	W 18-9
78,848	11/2/74	Mich. State	L 21-28
78,770	10/13/84	Minnesota	L 14-17
78,731	11/14/81	Iowa	L 7-17
78,723	11/4/72	Iowa	W 16-14

Largest Crowds to Watch Wisconsin

Attend.	Date	Opponent
105,491	10/5/85	Michigan
104,952	11/3/79	Michigan
104,932	9/11/82	Michigan
104,892	10/15/77	Michigan
104,410	10/3/87	Michigan
104,239	9/22/84	Michigan
104,097	10/7/89	Michigan
101,500	1/1/53	&USC
101,347	9/11/76	Michigan
100,809	1/1/60	&Washington
98,698	1/1/63	&USC
94,221	10/5/91	Ohio State
91,202	10/21/50	Michigan
90,032	11/5/88	Ohio State
89,873	11/16/85	Ohio State
89,626	11/18/89	Ohio State
89,203	10/29/83	Ohio State
88,234	10/9/82	Ohio State
87,837	10/29/77	Ohio State
87,820	10/18/75	Ohio State
87,717	10/12/74	Ohio State

& — Rose Bowl at Pasadena, Cal.

Wisconsin's National Rank for Attendance

Year	Total	Rank
1972	422,721	4th
1973	422,803	5th
1974	358,150	4th
1975	443,772	4th
1976	425,386	5th
1977	436,093	5th
1978	500,102	7th
1979	443,875	7th
1980	428,158	8th
1981	501,482	10th
1982	497,419	11th
1983	488,508	16th
1984	373,405	13th
1985	429,683	14th

McCLAIN ATHLETIC FACILITY

Opened in 1988, the \$9.5 million Dave McClain Athletic Facility is a symbol of the Wisconsin Athletic Department's commitment toward developing a first-class sports program.

The 166,264-square-foot facility compares favorably with the best indoor training centers in the nation. Named in honor of the late Wisconsin football coach Dave McClain, the structure provides a top-rate environment for practice during inclement weather.

A 76,380-square-foot main floor features an artificial playing surface with a ceiling high enough for kicking drills. The lower level includes locker rooms, state-of-the-art training facilities (including an on-site X-Ray machine) and a large weight room.

On the second level, a theater-style auditorium (seating for 150), classrooms for individual position meetings and a player lounge are some of the highlights.


Located immediately north of the Camp Randall

Memorial Sports Center, the domed structure is bordered by the UW Engineering building, Camp Randall Stadium and Camp Randall Park.

The McClain Athletic Facility was constructed in two phases. The first project consisted of a 330-foot by 220-foot concrete floor supporting the 90-yard practice field. The second phase included the lower level construction of lockers, showers, storage areas, a sauna, a steam room and a rehabilitation lap pool.

To build the structure, more than 70,000 cubic yards of soil had to be removed. Among the materials used in the construction were: 75,000 concrete blocks, 1,550 gallons of paint, 4,300 square feet of carpeting, 5.3 miles of piping, 27 miles of electrical wiring and 101,000 square feet of stainless steel roof material.


The facility is named for McClain, the Badgers' head coach from 1978-85. He compiled a 46-42-3 record in eight years, including four consecutive seven-win seasons. McClain led the Badgers to bowl games in 1981, 1982 and 1984. He died of a heart attack in 1986.




BADGER FOOTBALL FACILITIES




Camp Randall Stadium had an artificial turf field installed in 1990.



A classroom used for position meetings and tutorial assistance.



The 150-seat auditorium is used for team meetings and study halls.



The varsity football locker room is the crown jewel of Wisconsin's newly renovated complex.

EXPOSURE

As a member of the Big Ten Conference, Wisconsin football is in the national spotlight. Network television opportunities are possible and exposure for both teams and individuals is frequent.


Badger football teams played in three bowl games and made 17 television appearances during the 1980s. Individual players have received all-America mention five times and 43 have been drafted by the National Football League since 1980. Most recently, cornerback Troy Vincent was a finalist for the 1991 Jim Thorpe Award and first-round draft pick by Miami.

Wisconsin football is covered on a daily basis by four major newspapers in the Madison and Milwaukee areas, three television stations and a state-wide radio network of more than 30 stations.

Part of the exposure for Wisconsin football is related to its schedule. Among the teams Wisconsin will play in the 1990s are Colorado, Illinois, Indiana, Iowa, Michigan, Michigan State, Minnesota, Northwestern, Ohio State, Purdue, Penn State, Southern Methodist, Syracuse and Washington.



Badger football draws attention from all over the midwest. Wisconsin has been among the nation's top ten attendance leaders nine times since 1972.



Coach Barry Alvarez and his players meet the media on a weekly basis to discuss the fortunes of Badger football.

ACADEMIC SUPPORT

The primary objective of the Department of Academic and Student Affairs office is to ensure the academic success of all UW student-athletes. Counseling and advising services, plus a number of academic help programs, are offered to all student-athletes at the University.

The academic and student affairs staff is available to assist the UW's 700 student-athletes in registration and course selection, monitor progress toward degrees, offer career guidance and serve as valuable resource people.

Staff members work with student-athletes who desire extra academic help. The department utilizes the services of more than 100 tutors to provide one-on-one assistance or group study help.

The department maintains a five-station computer center, arranges for exam proctoring, offers advice on resume preparation and coordinates the grant-in-aid program. Support groups are offered to students who become medically or academically ineligible for competition.



Don Davey, a Badger football player from 1987-90, accepts congratulations from GTE spokesman Dick Enberg for becoming the first four-time academic all-American in university division history.

WEIGHT TRAINING

The Wisconsin strength and conditioning program is a sophisticated blend of science, technology and one-on-one attention to each athlete. Throughout the year, UW football players spend more time working on strength and conditioning than any other aspect of their game.

During the off-season, players work on strength improvement, speed, power, agility and conditioning. The in-season program is devoted to moderate gains and maintenance.

Each year when freshman players arrive, baseline measures of strength, speed, power, agility, flexibility, and endurance are collected. Measures of body composition, weight and frame-size are also recorded. With this information, goals are set for development and maintenance. Individual programs are established for each player by weight training coordinator John Dettmann.

The UW also offers a Sports Nutrition program, coordinated by Dave Ellis. The program assists athletes in meeting their nutritional demands and body composition goals.



Free weights

- ☐ 45,000 pounds of free weights
- ☐ 8 squat racks
- ☐ 8 bench press stations
- ☐ 8 incline press stations
- ☐ 4 military press stations
- ☐ 5 power clean platforms

Machines & dumbbells

- ☐ 7 pulldown/pushdown stations
- ☐ 2 complete sets of dumbbells
- ☐ 3 neck machines
- ☐ arm development area

Cardiovascular equipment

- ☐ 4 stairmasters
- ☐ 5 universal aerobicycles
- ☐ 2 Cybex bicycles
- ☐ 2 Cybex upper body conditioners
- ☐ 2 nordic track machines

TRAINING ROOM

Wisconsin's Sports Medicine program features state-of-the-art facilities and the services of leading sports medicine and health care professionals.

Headquartered in the McClain Center, the department also maintains facilities at Camp Randall Stadium, the UW Fieldhouse, the Natatorium, the Nielsen Tennis Stadium and the Dane County Coliseum.

Services

The Sports Medicine program focuses on injury prevention. Staff members utilize Cybex strength-testing devices, provide dietary analyses, measure physiological capacity and outline programs to improve flexibility. Should injury occur, athletes are seen immediately by team physicians affiliated with the UW Hospitals and Clinics.

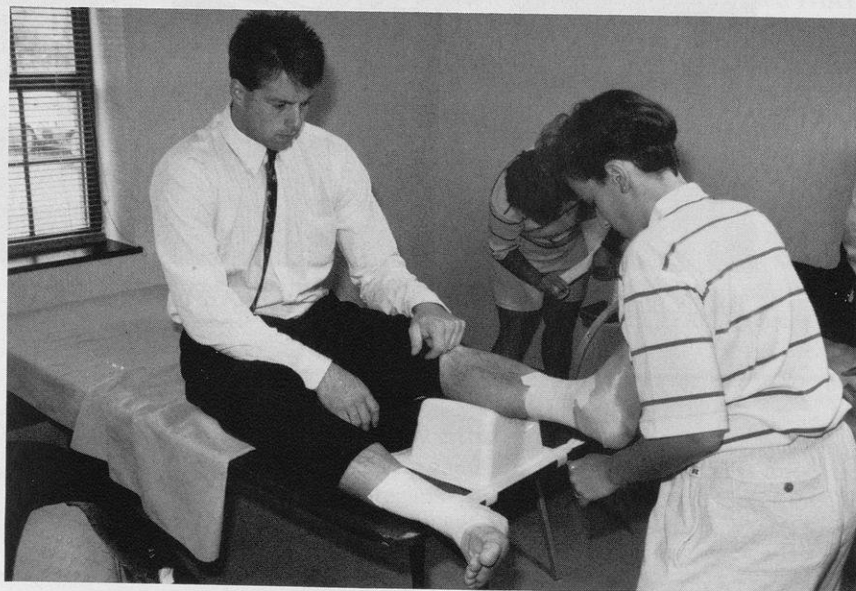
The UW is one of a handful of schools with an on-site X-ray machine, enabling physicians to quickly and thoroughly evaluate injuries and prescribe treatment and rehabilitation. Daily orthope-

dic and urgent care clinics plus counseling and nutrition services are available by appointment.

Athletic trainers and physicians work together to design rehabilitation programs for injured athletes. A wide variety of facilities and equipment, including a rehabilitation swimming pool, Cybex equipment, the Impulse Inertial Exercise System, Stairmasters, and Fitron Bicycles, help athletes rehabilitate injuries and minimize the loss of general fitness during that time.

Professional Staff

Dennis Helwig, a 1974 UW graduate, coordinates the Sports Medicine Program. He is assisted by four athletic trainers, one physical therapist, two graduate assistant trainers and 30 student trainers. Team physician coverage is headed by Dr. Jim Keene and Dr. Greg Landry of the UW Hospitals and Clinics. Orthopedists Dr. Ben Graf and Dr. John Orwin round out the medical staff.



Senior tight end Todd VanRoo gets his ankle taped prior to a Badger game.

PAUL BUNYAN AXE

Longest Series in NCAA Division I

1. Wisconsin vs. Minnesota
101 meetings
2. Missouri vs. Kansas
100 meetings
3. Nebraska vs. Kansas
98 meetings
3. TCU vs. Baylor
98 meetings
3. Texas vs. Texas A&M
98 meetings

Every year when Wisconsin battles Minnesota on the gridiron, there's more at stake than bragging rights. The winner of each year's football game returns to campus with the legendary Paul Bunyan Axe.

The battle between the Badgers and Golden Gophers is the longest running rivalry in Division I. The teams have met 101 times, including 85 consecutive years.

The axe legend was born in 1948 when the Wisconsin National "W" Club presented Minnesota with the

axe wielded by Paul Bunyan, the mythical giant of Midwestern lumbercamps.

Each year since, the winner of the annual battle between Big Ten rivals is presented with the axe, complete with scores inscribed on the handle, for display on its campus. Since the tradition was started, UW leads the series 21-19-3.

The Badgers have the Axe displayed in the UW football offices following last year's 19-16 win in Minneapolis.



Badger players celebrate with the Paul Bunyan Axe after a 19-16 win in '91.

FOOTBALL TRADITIONS



Badger nickname

The University's nickname, "Badgers," was borrowed from the state. The territory was dubbed the "Badger State," not because of the animals in the region, but rather an association with lead miners in the 1820s. Prospectors came to the state looking for minerals. Without shelter in the winter, the miners had to "live like badgers" in tunnels burrowed into hillsides.



Bucky Badger

Badgers in various forms have been recognized as the UW mascot for decades. The version currently known as Bucky, sporting a cardinal and white letter sweater, was developed in 1940 by artist Art Evans. A 1949 homecoming pep rally contest was staged to give a name to Madison's favorite badger. The winner was Buckingham U. Badger, or Bucky, for short. The name apparently came from a line in the song, "On, Wisconsin." The lyrics encourage the Wisconsin football team to "buck right through that line."



"On, Wisconsin"

The university's school song was composed in 1909 by William Purdy of Chicago. Words were written by UW alumnus Carl Beck. Some 2,500 schools and colleges have adopted the music and changed the words to suit their needs. The copyright to "On, Wisconsin" is owned by Michael Jackson, who purchased the music from Paul McCartney.



"Varsity"

The traditional arm-waving at the end of the song "Varsity" was the 1934 brainstorm of then-UW band leader Ray Dvorak. He saw University of Pennsylvania students wave their caps after losing a game. Dvorak later instructed Wisconsin students to wave as a salute to UW President Glenn Frank after each game.



Fifth Quarter

Football games traditionally last four quarters, but there is a special post-game celebration at Wisconsin games known as the "Fifth Quarter." Win or lose, the Wisconsin marching band performs a half-hour postgame concert. Band members play their instruments, dance the polka and generally tear around the field. Fans now wait for the famous celebration since Band Director Michael Leckrone added crowd-participation gimmicks. A local sportswriter dubbed the ritual the "Fifth Quarter."



Graduating Law Students

At the homecoming game, graduating law students throw canes over the cross bar of the goal post in a pregame ceremony. If they catch their canes, they are supposed to win their first case. If the cane is dropped, the case will be lost. The custom originated at Harvard and came to UW in 1910.

The choice is yours ...

BADGERS

WHY WISCONSIN?

"My recruiting trip proved to be a most impressive experience for my parents and me. The main factor that I couldn't overlook was how comfortable the players and coaching staff made me feel. The atmosphere at the UW made me feel like I belong here.

Terrell Fletcher
Sophomore
Liberal arts
St. Louis, Mo.

"Playing at Wisconsin is something I always dreamed of doing. Growing up, I always wanted to be a Badger. Now that I'm here, it has been a great experience both academically and on the football field.

Jeff Messenger, Junior
Agricultural business, Marinette, Wis.





"Wisconsin offered me everything I was looking for in a college: a football program on the rise, a superior academic institution and a great social atmosphere."


Michael Roan, Junior
Pre-Business, Iowa City, Iowa

"I had not planned on attending Wisconsin, but I fell in love with the campus and the people on my visit. It's a beautiful campus and a great atmosphere for the college experience. People are so friendly and a football player is very well respected here."

Dwight Reese, Senior, Afro-economics, San Jose, Cal.

*From left to right are
Terrell Fletcher, Jeff
Messenger, Michael
Roan and Dwight
Reese.*





ON WISCONSIN!



1992 WISCONSIN SCHEDULE

<i>Date</i>	<i>Opponent</i>	<i>Time</i>	<i>Date</i>	<i>Opponent</i>	<i>Time</i>
Sept. 12	at Washington	2:30	Oct. 17	PURDUE	1:05
Sept. 19	BOWLING GREEN STATE	1:05		<i>Homecoming</i>	
Sept. 26	NORTHERN ILLINOIS	1:05	Oct. 24	at Indiana	1:00
	<i>Band Day</i>		Oct. 31	ILLINOIS	1:05
Oct. 3	OHIO STATE	1:05	Nov. 7	at Michigan State	12:05
	<i>Parent's Day & Badger Blast</i>		Nov. 14	MINNESOTA	1:05
Oct. 10	at Iowa	1:05		<i>"W" Club Day</i>	
			Nov. 21	at Northwestern	1:00

Kickoffs are central time and subject to change