



LIBRARIES

UNIVERSITY OF WISCONSIN-MADISON

Public documents of the state of Wisconsin ... for the fiscal term ending June 30, 1902. Volume I 1900/1902

Madison, Wisconsin: Democrat Printing Company, 1900/1902

<https://digital.library.wisc.edu/1711.dl/TJFZNAHKAVSID8B>

Based on date of publication, this material is presumed to be in the public domain.

For information on re-use, see

<http://digital.library.wisc.edu/1711.dl/Copyright>

The libraries provide public access to a wide range of material, including online exhibits, digitized collections, archival finding aids, our catalog, online articles, and a growing range of materials in many media.

When possible, we provide rights information in catalog records, finding aids, and other metadata that accompanies collections or items. However, it is always the user's obligation to evaluate copyright and rights issues in light of their own use.

PUBLIC DOCUMENTS

OF THE

STATE OF WISCONSIN

BEING THE REPORTS OF THE VARIOUS

State Officers, Departments and Institutions

For the Fiscal Term ending June 30, 1902

VOLUME I



MADISON, WIS.

DEMOCRAT PRINTING COMPANY, STATE PRINTER.

1903.

PUBLIC DOCUMENTS.

FOR 1901-1902.

CONTENTS OF VOLUME I.

Governor's Message.
Report of the Secretary of State.
Report of the State Treasurer.
Report of the State Superintendent.
Report of the Railroad Commissioner.

CONTENTS OF VOLUME II.

Report of the Commissioner of Labor Statistics.

CONTENTS OF VOLUME III.

Report of the Attorney General.
Report of the Dairy and Food Commissioner.
Report of the State Board of Control.
Report of the Free Library Commission.
Report of the State Board of Health.
Report of the Geological and Natural History Survey.
Report of the Supervisor of Inspectors of Illuminating Oils.

CONTENTS OF VOLUME IV.

- Report of the Commissioner of Banking.
- Report of the Adjutant General.
- Report of the Quartermaster General.
- Report of the Commissioners of Public Lands.
- Report of the Regents of the University
- Report of the Regents of Normal Schools.
- Report of the State Board of Arbitration.
- Report of the Commissioners of Fisheries.
- Report of the Milwaukee Hospital for the Insane.
- Report of the Inspector of Schools for the Deaf.

MESSAGE

OF

ROBERT M. LA FOLLETTE,

GOVERNOR OF WISCONSIN,

Delivered to the Legislature January 15, 1903.



MADISON, WIS.
DEMOCRAT PRINTING CO., STATE PRINTER,
1903.



GOVERNOR'S MESSAGE.

Gentlemen of the Senate and Assembly:

In conformity with the provisions of the Constitution, I submit to your honorable body information pertaining to the administration of the State Government, and such recommendations as seem to me of great importance to every interest and to all the people of this Commonwealth.

The reports of the several departments, bureaus, and State institutions, which will be laid before you in the usual course, will exhibit in detail full and accurate information respecting the public business.

CONDITION OF STATE FINANCES.

The balance in the General Fund of the State Treasury on January 1, 1903, was \$235,884.54, a sum sufficient to meet all current expenses, including those incident to the legislative session, until license fees and other considerable revenues of the State are again revived. During the last two years no transfer from the trust funds to the General Fund has been made for the purpose of meeting temporary deficits. The State Treasury has been able to keep the trust funds fully and profitably invested as the law contemplates should be done. In order to maintain this desirable condition, it was found necessary by the Executive to delay the expenditure of some extraordinary appropriations during the year of 1901, when legislative expenses were met, and until revenues were received for the year 1902.

The last preceding administration, for the sufficient reason that there were no funds available, left a legacy of appropriations for extraordinary purposes made by the Legislature of 1899 and aggregating \$330,840.84, apportioned as follows:

For State Reformatory at Green Bay:	\$125,482	16
State Home for Feeble-minded, Chip- pewa Falls	106,358	68
State University	79,000	00
State Normal Schools	20,000	00

In addition to these deferred appropriations, after making allowances for current expenses due and unpaid, and for railroad license fees paid in advance of the time legally required, the present administration started with a net balance of \$4,125.94.

The payment of the above-mentioned appropriations during the last two years offers explanation for an excess of expenditures during that period in comparison with previous biennial terms.

Under authority of an act by the last Legislature the fiscal year has been changed to end June 30th, instead of September 30th, and this fact should be borne in mind by those seeking to make comparisons or to reach conclusions from the official reports. I have caused to be prepared by the Commissioner of Statistics, and there will be printed as an appendix to this message, statements in detail showing the receipts and disbursements by the State in administrative, legislative, judicial, and educational departments, by years and for biennial terms, since 1897 and 1902, inclusive; also the funds and fund incomes, receipts and disbursements, in separate tables, by years, for the same period of time. These tables will enable any one interested to reach a clear and complete understanding of every source of revenue and of the character of all disbursements for each of the several branches of State government. I believe that this information will be especially valuable and helpful in determining the character and amount of appropriations properly to be made, as well as in the consideration of revenues necessarily to be raised.

Central System of State Bookkeeping and Accounting.

Under chapter 433 of the Laws of 1901, it is made the duty of the Executive to install a central system of accounting for all State offices and State institutions. Pursuant to chapter 133 of the Laws of 1899, the preceding administration had been authorized to establish such an accounting system for all State offices in the Capitol. Under that act experts were employed, an elaborate plan for the accounting system devised, and some steps taken toward its practical adoption. It was found impossible, however, to apply it because of the fact that certain State institutions were outside of the terms of the law of 1899.

The Legislature of 1901 provided that all State offices and State institutions should be brought within a central accounting system, and that so much of the work performed under the preceding administration as could be made available should be used.

Much complaint had been made in the departments and by those in authority in some of the State institutions that the scheme proposed by the experts employed under the law of 1899 was unnecessary, intricate, and complicated, and would entail a needless expense in carrying out its details; that the same good purpose could be attained with saving to the State by much more simple and less costly plans.

With a view of having not only an unprejudiced review of the system which had been proposed, but with the further purpose of getting an independent judgment upon the whole plan, it was deemed best to employ other expert knowledge and judgment in the work. It was also believed to be desirable to ascertain the methods of book-keeping and accounting in operation in some of the older States. To that end the systems in use in Massachusetts, New Jersey, and New York, were examined in connection with the report made and plan devised under the provisions of the act of 1899. This was followed by a thorough investigation of the system of book-keeping and accounting used in each of the departments of our State government and in each of the State institutions, including the University and Normal Schools.

The results of this investigation, conducted by an experienced and expert accountant, leave no room whatever to doubt that the book-keeping and accounting system which has been maintained in each of the departments of our State government and each of the State institutions is superior to that of Massachusetts, New York, and New Jersey; that it has been conducted with great care, minuteness, and detail; that it is faulty only in that expenditures and receipts of the State government, including the State institutions, have not been centralized. It was discovered that a system of centralization may be engrafted onto the existing systems without either incurring present expense or entailing the perpetual outlay necessarily to result from sweeping them all aside, and without rendering the whole system cumbersome and complicated with detail and circumlocution.

The present accounting system when thus centralized, I am assured will show the affairs of the State and of each of its departments and institutions at a glance, at any given time, together with the exact financial condition of each in relation to permanent funds and to annual appropriations.

In the application of this system care has been taken with respect to the University, the Normal Schools, and State institutions, not to interfere with systems already established and in every way commendable further than to centralize the general

accounting of the State. This will be done without imposing any hardship or requiring the employment of extra assistants after the system is once established.

The preparation of the necessary books, receipts, and vouchers for the change is nearly finished, and the system will be fully installed within a short time.

In conclusion upon this subject it is proper to add that a painstaking, exact examination of the accounts and accounting system of the State in each of its State offices, departments, and institutions, evidences great thoroughness, accuracy, and detail, and a jealous care for the interests of the State which makes it safe to say that every dollar of the public money has been accounted for.

Wisconsin Civil War Claim.

The agent appointed by the Governor under authority of law to adjust claims of the State against the United States, since securing the final settlement of claims growing out of the Spanish War, has devoted much time and labor to an examination, determination and presentment of the claims of the State for expenses incurred in the prosecution of the Civil War, and unsatisfied by action of the Federal government. These claims were first brought to public attention in Wisconsin in 1894 by Honorable J. L. O'Connor, then Attorney General, who began an action in the Court of Claims for a very large amount, intended to cover not only the interest paid by the State on bonds issued for war purposes, but the principal and interest on all expenditures for war purposes made by the State. It was ascertained that the statute of limitation very probably cut off all right of action on the part of the State for the last named expenditures. During Governor Scofield's first term some further investigation of the matter was made, but no definite results were reached and the suit was finally dismissed. In December, 1901, the attention of Henry S. Comstock, State agent at Washington appointed by the present Executive, was directed to the claim, and in January, 1902, after preparing a statement of account from the original records, a claim was filed with the Auditor of the Treasury for the War Department, and, following procedure, was referred to the Court of Claims to ascertain and report on the indebtedness of the United States to the State. While this claim was pending, the Comptroller of the Treasury determined a similar claim of another State upon new rules and principles of law more favorable to the State than those laid down by the Court of Claims. Steps were promptly taken by

State's agent to have the Wisconsin claim settled by the accounting officers of the Treasury on the basis adopted by the Comptroller. Much time and labor was required in searching old records and collecting the proof necessary to establish the State's claim. It is due to Mr. Comstock to make acknowledgment of the diligence and ability with which he has conducted the State's case. I am in receipt of his report in which he states that he confidently expects that settlement will be reached at a very early date and that the State will recover approximately half a million dollars in adjustment of this just claim, which, except as before stated, has been practically neglected for nearly a third of a century.

TAXATION.

The Legislature of 1901 came from the people commissioned to enact such legislation as would require each individual and every corporation transacting business within the State to pay a just and equal share of the taxes. To aid them in the discharge of this duty to their constituents, they had been provided with a Tax Commission composed of able gentlemen, skilled in the subject of taxation, who had given it much study, and who had been authorized to employ at public expense whatever assistance should be necessary in furtherance of the work.

This Commission placed in the hands of the members of the Legislature bills formulated for the better equalization of the burdens of taxation, and supported those bills with an exhaustive report fully setting forth the reasons why they should be enacted into law.

With a unanimity not usual in any legislative body, the bills designed to secure a uniform and more complete assessment of the property of individuals and private corporations were passed through both branches of the Legislature, although the bills designed to insure the payment of a more justly proportionate share of the taxes from railroad and other public-service corporations were defeated in the Assembly late in the session, and were never reported for action from the committee to which they were referred in the Senate.

The laws to secure a more uniform and complete assessment of the property of individuals and private corporations, and provide for a better administration of all the tax laws through the agency of the Tax Commission, were enacted as chapters 220, 330, 379 and 445 of the Laws of 1901. The last named law created the office of supervisor of assessment, to be filled by appointment through the county board, in each county in the

State. Under these excellent laws, which have been well administered, great progress has been made in securing uniformity of assessment of property at cash market value throughout the State, and much has been accomplished toward a more complete assessment of all taxable property.

Uniformity of valuation lies at the foundation of equal taxation as between individuals and localities, and a complete listing of all taxable property is not less essential.

To the well directed administration of the law creating the office of supervisor of assessment and the diligence of these county officials in the field, may be largely attributed the marked advance made, both in the uniformity and in the more complete assessment of the property of individuals and private corporations taxable under the law. Since the public interest was first aroused upon this subject, and through the effective direction of assessors by the Tax Commission and by supervisors of assessment, there has been added to the tax roll more than \$50,000,000 of intangible property in the form of notes, bonds, mortgages, and other credits. Whatever difference of opinion may prevail with respect to the possibility of placing all intangible property upon the assessment roll and of continuing it upon the roll to be taxed against the individual owner, it cannot be disputed that much at least has been accomplished for the time being.

With the rapid accumulation of wealth, the increase in the amount and value of intangible property but strengthens year by year the reason and justice of its taxation in some form. That vast accumulations of wealth may be invested in interest-bearing securities, insuring large incomes to the holders who throw their share of the expense of maintaining streets and schools and public institutions, and all the burdens of municipal and State government upon the owners of factories and shops and stores and farms and homes, violates every principle of equal rights and equal responsibilities guaranteed to each American citizen.

No student of the subject, however, is unmindful of the difficulties encountered in the administration of laws to secure the direct taxation of all intangible property. While the subject is not a new one, thorough-going, scientific investigation of it conjoined with practical test has still a wide field to explore.

With respect to mortgage taxation, which it is to be remembered represents only a part of the vast amount of intangible property subject to taxation, it is not so difficult to discover and secure the assessment of the property interest represented by the mortgage. This may easily be done by assessing the mortgage as an interest in realty, and providing that if the tax

levied thereon be not paid by the owner of the mortgage interest, it may be paid by the owner of the mortgaged property and deducted from the amount of the mortgage debt. As no piece of taxable property should be taxed twice, wherever this plan is proposed it is agreed that the owner of the mortgaged real estate should have the valuation of the assessment upon his mortgaged premises reduced at the time of the assessment, by deducting from the value thereof the amount of the mortgage thereon.

This would seem to make certain the payment of the tax upon the money represented by the mortgage, as a part of the interest in the land, and to make equally certain of its payment by the owner and holder of the mortgage. Up to this point there appears to be no difficulty. But it is contended that by agreement or understanding between the maker of the mortgage and the holder, this plan of mortgage taxation is subject to evasion and nullification by the borrower agreeing to pay the tax assessed against the mortgage owner's interest in the same. Or if such agreement be not made, it is asserted that the interest rate is raised by an amount equal to, at least, enough to offset the taxes assessed against the mortgage owner, and that in the end the money lender escapes taxation upon his property and makes the borrower bear the whole burden.

The first objection is not tenable. It has been held by the Supreme Court of California that a constitutional provision of that State providing for a taxation of the mortgage to the mortgagee as an interest in realty, and prohibiting the making of a contract between the mortgagor and mortgagee as a part of the mortgage contract binding the mortgagor to pay the tax thereon, is controlling, and that any contract made in that State contrary to its provisions is void. In a later decision the same court held that under the same provision of the constitution such a contract might be made subsequent to the time of the execution of the mortgage and independent of it, because not prohibited by the words of the constitution. This later decision, it will be observed, turns upon the construction of the constitutional provision itself. If the power exists to prohibit the making of such a contract as a part of the mortgage contract, it certainly can forbid and make invalid such a contract made at any time under any circumstances. If the power exists to render invalid the making of a contract directly, the same power can be exercised to forbid its being indirectly made, or can prevent any subterfuge or evasion in reference to the subject acted upon. A provision of the constitution can be so framed as to prohibit the making of any such contract at any time, either directly

or indirectly. It would seem that the Legislature itself, in the absence of any constitutional provision to the contrary, could lawfully enact a statute so framed as to prohibit the making of a contract for the payment of a tax on a mortgage by the mortgagor, made at any time, and prohibit his making it indirectly, or in evasion of the law. I am not aware of any constitutional provision prohibiting the enactment of such a statute.

Concerning the second objection, if it be true that the interest rate is increased,—which is disputed,—it is a matter between the borrower and the lender. The amount of increase which can be exacted, if any, will be regulated by the law of supply and demand.

Money rates, like the rates upon any other commodity, are controlled by the market price. The lender's ability to name the interest rate is not absolute. It will depend wholly upon the supply of money seeking investment. Money loaning is becoming more and more subject to the principles which govern in all business transactions, and the lender is quite as anxious to make his loan as the borrower is to secure it. In making agreements as to interest the two are more nearly on terms of equality in this country than ever before.

If it be true that taxing mortgages as an interest in the mortgaged premises under such a statute would, in some measure, increase the interest rate, nevertheless such law rests upon sound principles and correct morals. It is unjust to the great body of taxpayers, who are neither lenders nor borrowers, that the hundreds of millions invested in interest-bearing securities should be exempted from taxation in order to establish the lowest possible interest rate. If that is desirable above all things in legislation, it can be attained directly by a law prohibiting the making of a contract for the payment of interest above the desired rate point.

One thing is beyond dispute. The business of loaning money is not entitled to be made more profitable by imposing an added tax burden upon other classes of property and other kinds of business. To deal fairly between all classes is a question of morals in legislation. The principles of justice should not be abandoned to consider questions of expediency. That there are difficulties and obstacles in the way of right-doing offers poor argument in advocacy of wrong-doing.

I commend to your consideration the plain precepts laid down by the late President Harrison on this important subject.

"The practical question, the one our people must solve and solve speedily, is the enforcement of the personal property tax, and the equalization of real estate assessments.

"I want to emphasize if I can the thought that the preservation of this principle of a proportionate contribution, according to the true value of what each man has, to the public expenditures is essential to the maintenance of our free institutions, of peace and good order in our communities."

"Mr. Lincoln's startling declaration that this country could not continue to exist, half slave and half free, may be paraphrased today by saying, that this country cannot exist half taxed and half free."

The Mill Tax Law.

In 1885, the law which now stands as section 1072a, Statutes of 1898, was enacted. By the terms of this statute a state tax of one mill for each dollar of the assessed valuation of the taxable property in the State, as determined by the board of assessment, constitutes, when so levied and collected, a fund for the benefit of the common schools.

This fund in the month of December in each year is apportioned by the State Superintendent among the several counties of the State, and by the county boards among the towns, villages and cities of each county according to the number of children of school age; provided, that no town, village, or city shall receive such fund excepting it shall have raised during the year, by tax for the support of the common schools, a sum equal to the amount so apportioned, and shall have maintained a common school for at least seven months during the year.

This law, which has been in force for nearly twenty years, has annually produced for the benefit of the common schools a State tax of about \$600,000. The State Board of Assessment, following the commands of the statute, fixed the value of the taxable property of the State at its full value, increasing it from \$630,000,000 in 1900 to \$1,436,284,000 in 1901, and to \$1,504,346,000 in 1902, increasing the State mill tax from \$630,000 in 1900 to \$1,436,284 in 1901, and to \$1,504,346 in 1902.

This is an average increase for the last two years amounting to \$840,315. Under this law the older and richer counties of the State contributed to those counties with a relatively larger number of children of school age and taxable property of less value. This is in a measure justified because of the general interest which all citizens have in maintaining a well developed and well balanced school system throughout the State. I am advised, however, by the Tax Commission that the amount raised under the mill tax levy, together with the corresponding

tax levied by the county board upon the towns, produced such a sum of money in the aggregate when apportioned to the different school districts as to render it quite unnecessary to levy any school district tax in order to maintain the school. Indeed, in some instances, the district school was maintained without the levy of any local tax and a surplus left over in the district treasury.

It could never have been the purpose of the Legislature to raise so large an amount by such a tax and relieve the school district from any taxation. It is manifest that the continued operation of such a law would tend to diminish local interest in the common school, and be prejudicial rather than helpful. It violates the principle that the expenses of local government should be borne largely by local taxation as a necessary check upon reckless and extravagant expenditures.

I was convinced two years ago of the reasonable certainty of an excessive levy under the mill tax law, and it was after conference with the Tax Commissioner that Senate bill 220 was formulated and introduced, together with a statement by the Tax Commissioner setting forth the reasons why the bill should be passed. It was, however, defeated in the Senate late in the session.

I recommend that Senate bill 220, limiting the amount which can be collected under the mill tax law to \$650,000, be enacted into law, and I commend to your examination the strong presentation of this entire subject in the report of the Tax Commission, which doubtless will soon be placed before you.

The Inheritance Tax Law.

The inheritance tax law, enacted as chapter 355, Laws of 1899, was held in *Black vs. The State*, 113 Wis., 205, to be unconstitutional, upon the ground that certain of its provisions established unjust and unlawful discriminations between persons in the same class in violation of the rules of uniformity and equality. In its decision the court says:

"We have reached this conclusion reluctantly. We should far rather have sustained the law, but the conclusion has been forced upon us. We agree with the general principles which have been approved by the overwhelming weight of authority in the courts in this country in reference to inheritance and succession tax laws."

The tax inheritance bill to be prepared and submitted by the commission doubtless will meet every objection raised by the supreme court in *Black vs. The State*. The wisdom of this legislation is no longer open to question, and the bill will, I can-

not doubt, receive prompt and favorable consideration at your hands.

Prior to the time when the courts determined the inheritance tax law of this State to be unconstitutional, considerable sums had been paid by executors of estates in conformity with the provisions of that law. It seems proper that moneys so paid should be restored by the State to the rightful owners, and simple justice requires that this should be done without cost either in litigation or through collecting agencies. I recommend such action by your honorable body as will accomplish this result.

Taxation of the Property of Railway Corporations.

In the contest for equal and just taxation prior to 1899 it was well understood that the public-service corporations were bearing much less than a fair share of the tax burden. The Legislature of that year assembled under the strongest obligations to the people of this State to equalize taxation. A movement was made toward the discharge of that obligation by passing through the Assembly a bill increasing the license fee upon the gross earnings of the railroads from four to five per cent. While this would have fallen far short of the amount which should be borne by the railroad companies, it would have proven a very substantial increase. This bill was beaten in the Senate. It was at this period in the contest that the bill was brought forward creating the Tax Commission. The bill received the support of the opponents as well as advocates of more equal taxation, including lobby agents and railway company attorneys. To them it presented the relief of postponement.

The passage of the measure was urged as a great public necessity. It was maintained that the members of the Legislature could not give the subject of taxation the time and attention which its importance required; that it demanded men trained for the task, clothed with power and authority to prosecute the fullest investigation, enabling them to place before the Legislature the ripe work of their research for its guidance and direction.

While it was then well understood that the increase in railroad taxation sought to be enacted at that session was much less than the amount fairly due from the companies, nevertheless the creation of the commission was accepted in good faith upon the promise made by the representatives of the railroad companies that the results of the work of the commission would be accepted and acquiesced in. Able, conscientious, and con-

servative men were appointed upon the Tax Commission, and prosecuted their investigation for a period of nearly two years, making their first report to the Legislature which assembled January 9, 1901. That Legislature had been chosen by the people of Wisconsin with the plain understanding that they would receive the report of the Tax Commission and carry out its recommendations equalizing the burdens of taxation.

The report presented by that commission exhibited original, intelligent research, able reasoning and well-considered conclusions. It left nothing to doubt or conjecture, but plainly pointed the way for the Legislature. It made it clear that if the railroads were taxed at their actual value at the same rate as other taxable property of the State, they would pay a million dollars a year more than they were then paying.

The creation of the Tax Commission was a deliberate avowal on the part of the legislators of their inability to deal with the complex subject of taxation without assistance. There was well grounded reason for this. Putting aside all question of the intricate character of the subject, the brief period covering the legislative session, the confusion arising from the multiplicity of legislative duties, the many interruptions and distractions to which they are inevitably subjected, leaves little time for that research and deliberation essential to wise and sound legislative action, in an involved matter of such scope as taxation; hence it was the more remarkable that legislators, some of whom had not previously given the subject any study whatever, and nearly all of whom had examined it but superficially, should feel prepared to assume the responsibility of rejecting the conclusions of the Tax Commission, arrived at after long, patient, and arduous investigation.

Such was, however, the case. After weeks and months of delay, during which lobby agents and representatives of the railway companies were busy, the recommendations of the Tax Commission were rejected and the bills prepared by them and submitted to the Legislature, in accordance with law, were defeated in the Assembly, action upon the same having been delayed in the Senate until after the measures proposed by the Tax Commission had been beaten in the Assembly.

Again the question of equalizing the burdens of taxation has been submitted to the people of Wisconsin, and your honorable body assembles with obligations renewed for the third time, and with responsibilities increased, finally to accord justice to the taxpayers of this Commonwealth.

Upon the Executive, under the Constitution and laws, rests the responsibility of presenting to you such reasons as he may

offer why legislation should be enacted. This he may do from time to time during your deliberations. Further than this he is powerless, excepting the Legislature, acting upon those suggestions, or upon their own initiative, pass the measures and present them for his approval. After proposing or recommending the enactment of the measure to the Legislature, the responsibility of the Executive, as well as his authority, ceases. Unless action be taken by the Legislature, the measure fails.

You will soon be in possession of the report of the Tax Commission. It represents nearly four years of labor by the able members of that body without bias or prejudice, prompted solely by the desire conscientiously to discharge high official obligation. I am confident you will place that reliance upon the work of this commission that the public has already sealed with its approval. If the inauguration of the investigation of this subject by the commission was in good faith, then in good faith those for whose guidance its work was planned are bound to give heed to its findings and recommendations.

In determining that we should abandon the license fee system of railroad taxation in Wisconsin, the commission will simply reaffirm the declaration made two years ago that the license fee system would be "superseded by a more scientific method" of railway taxation.

Of the license fee system upon gross earnings a high authority says:

"The administration of such taxes is comparatively simple and certain, but they have no other justification. They are unequal and arbitrary, the rate imposed being necessarily fixed by guess work or intrigue. In the case of public-service corporations there are but two bases of taxation that can be plausibly defended—net income and actual value. When both these are abandoned, chaos results. These arbitrary taxes, though unequal as between corporations of the same class, have usually been favored by corporate interests because of their definiteness and because the amount paid is usually much below their proportionate share of the burden of government as measured by net income or the actual value of their property."

While the administration or collection of such taxes is comparatively simple and certain, it is not less certain that the State is entirely at the mercy of the corporation respecting the amount of gross earnings reported, upon which the license fee is computed, and it may be safely assumed that the corporation never wrongs itself in making such report.

The license fee system if fairly adjusted as between railroads and other taxable property of the State today upon an agreed

percentage would furnish no assurance of a fair division of tax burden a year hence. Conditions arise from time to time in the Commonwealth requiring an increase in the rate upon taxable property. At such times property taxed under the *ad valorem* system must bear all of the increased burden, while the percentage upon which the license fee is based remains the same. No valid reason can be assigned why railroad property, remunerative as it is, its value increasing with the development and growth of the State, should not bear its relative proportion of whatever befalls other property by reason of increases in taxation to meet emergencies and exigencies that come in the ordinary course of human events.

Legislative appropriations from year to year are increased as the expansion and development of the State create proper and unanswerable demands therefor. Public buildings for properly housing and caring for the State's dependent, its criminal classes, for its schools, and courts, and university, must be erected, renewed and enlarged repeatedly. It is but just that railroad property should bear its share of such appropriations.

The railroad companies under the license fee system have no interest and no concern respecting the money appropriated by the Legislature. It is a fact within the knowledge of every legislator of experience that the influence of the railroad lobby is often employed to pass legislation resulting in an increase of general taxes in exchange for the votes of those interested in such appropriations to defeat other legislation obnoxious to the railroads. Doubtless millions of dollars have been unnecessarily expended through such combinations. This could not have occurred if the railroads had been taxed under the *ad valorem* system and possessed the same general interest that other taxpayers have in keeping appropriations within reasonable limits.

But in addition to all of the other objections to the license fee system, when it is remembered that they are permitted in effect to fix the amount of the taxes which they will pay, without any practical check or supervision by the State, no excuse or justification can be given for continuing a plan of taxation so unjust to other taxpayers of the State. Investigations which have been conducted by the Inter-State Commerce Commission in the courts leave no room to doubt that millions of dollars are paid back to shippers in rebates under arrangements deemed advantageous, directly and indirectly, to both the railroads and the favored shippers. That these rebates in Wisconsin alone amount to vast sums of money annually is beyond dispute. Not one dollar of this sum rebated to shippers, and properly a part

of the gross earnings of railroad companies, is reported to the State. That a valid claim exists against the railroad companies for the amounts so withheld from their reported earnings, does not admit of question, whatever difficulties lie in the way of making proof of the same. I do not believe that you will fail to follow the recommendations of the Tax Commission and abandon a system of taxation so obnoxious to every principle of fairness to those who must maintain government.

The taxation of railroad property, as of all other property, upon its actual value, can work no injustice to any one. The effort, by those interested in preventing the adoption of the *ad valorem* system for railroads, to make it appear that the value of railroad property cannot be ascertained, is not entitled to serious consideration. That which has a sufficient physical existence to stand as security for the loan of vast sums of money; that which is represented in the markets of the world as among the most readily salable property; that which is productive in its earning capacity of an enormous annual income, has all of the essentials in certainty and definiteness that property requires for the purposes of taxation.

In ascertaining the value of railroad property the average value of their bonds and stocks in the market would be an element to be taken into consideration. If it were taken as the sole basis for valuation, the railroad companies ought not to be heard to complain of its unfairness to them because they levy such a tax upon the public in the form of transportation rates as will produce a certain income computed upon the market value of their stocks and bonds, in addition to exacting enough more to maintain the road-bed, rolling stock, depots, and grounds, in good condition, and provide an increasing surplus; but the average value of the bonds and stocks should not be taken as the sole method of ascertaining the value of railroad properties for taxation. The State Board of Assessment would appraise the actual value of the tangible physical property of railways. In addition to this the value of the franchise, into which there enter many elements embraced in the corporate power and privileges with which railroads are clothed, must be reckoned. Supplementing all these, the earning capacity of the property would constitute a most important factor.

As stated by the Supreme Court of the United States upon this subject: "Business men buy and pay for that which is of value in its power to produce income." The earning power of corporate property, determined under the rigid system of accounting which admits of no juggling of the figures in operating, equipment, construction, and like elements of the accounting sys-

tem, will equip a board to ascertain the net income which, capitalized at the average interest rate, would enable those charged with official responsibility to arrive at a just determination of the taxes which the railroads should pay.

Into the formation of the judgment of every assessor in fixing property values there enters many elements. The location, the quality, the appearance, the relation of the property to adjoining properties, the earning capacity, the expense of maintenance and operation, are some of the complex elements which enter into the formation of the assessor's judgment of the value of every piece of property assessed against individual taxpayers. So with the State Board of Assessment, respecting the property of railroads and other public-service corporations, there are many elements to be considered, all of which will be given due weight by the Board charged with the responsibility of doing justice between these corporations and individual taxpayers to the State.

Acting along these lines, after a protracted contest, the State of Michigan adopted the *ad valorem* system of taxing railroads and other public-service corporations, established a State Board of Assessment, ascertained the value of railroad property, applied to it the same rule of taxation which is applied to the property of individuals, resulting in an increase in the taxes on railroad property of that State of thirteen hundred and sixty-six thousand three hundred and twenty-four dollars and thirty-eight cents (\$1,366,324.38).

The taxpayers of this Commonwealth were very patient while investigation was being prosecuted. They have shown great forbearance with delays and postponements heretofore. They have sustained wrong and injury which can never be repaired. They have carried the burden of others in addition to their own, for which they will never be compensated. They have paid out of their savings the taxes of the public-service corporations for many years. It is their due, it is due to the State, that these wrongs should end here and now. The past cannot be recalled. The wrongs inflicted cannot be repaired, but there is lodged with this Legislature the full authority, and upon it rests the binding obligation to deal justly with these corporations and with the people. This duty is not one which may be shirked or evaded or postponed.

Efforts may be further continued to obstruct the course of justice. These failing, as a last resort efforts will be made to compromise. There has been given into our hands a trust to discharge. Difference of opinion may arise in the performance of public duty upon questions of policy. This is not a

question of policy. The railroad companies of this State owe the State more than a million dollars a year. For many years, because of the postponement or defeat of legislation requiring them to pay their proportionate share of the taxes, the other taxpayers of Wisconsin have paid for them a million dollars annually. The case has been tried, the hearing has been full. Judgment has been given again and again. Pledges have been made by political parties, and repeated by candidates for office, over and over again. The question is not an open one. There is no opportunity for misunderstanding. There is no room for speculation. The truth is ascertained. The truth is known. It is lodged in the public mind to stay. The people want a million dollars a year, because that is the sum owing. They are not to be wheedled by any soft phrases about "conservatism." There is nothing to compromise. Equal and just taxation is a fundamental principle of Republican government. The amount due as taxes from railroads and other public-service corporations should be paid, and paid in full, and I am confident the legislation to secure that payment will be promptly enacted.

I recommend that the bill formulated by the Tax Commission in accordance with their report, pursuant to the law creating that body, and presented by them to the Legislature, be passed promptly, and that there may be no uncertainty I now say that a measure creating a State Board of Assessment to determine the value of railroad property, and applying to railroad companies and other public-service corporations the same rate of taxation which other taxable property pays in this state, will be promptly approved by the Executive, if given the opportunity.

That the Tax Commission should constitute a Board of Assessment, in whole or in part, I have no hesitation in recommending. The terms of the members of the Board should, however, be so changed as to expire at intervals of two or more years, to the end that there should be at all times men upon the Board trained in its work. The term of service should be from six to nine years, which will enable the Commission to acquire such experience as to become more and more proficient in their duties of valuing corporate property and mastering all the complications of corporate accounting. But in determining the value of railroad property and the property of other public-service corporations, it will be found necessary to place at the command of the Board the expert knowledge of a competent civil engineer and a competent accountant. Men skilled in these lines of work command good pay. The railroad companies employ the best

talent available in each of these departments. The State will be placed at a great disadvantage in assessing and collecting taxes from public-service corporations unless it so equips its Board of Assessment and Taxation as to meet these corporations on equal terms with equal talent.

There are two methods, either of which would equip the Board for this important work. They might be authorized to employ such experts in their discretion and pay them a reasonable salary. There would, however, always be the possibility of the Legislature failing to provide an appropriation sufficiently adequate to secure this assistance for the Board.

This important work might be crippled under the plea of economy which the corporations would adroitly urge through their many agencies. This danger could be obviated by increasing the membership of the commission or board of assessment, adding thereto a civil engineer and an expert accountant. In undertaking and carrying forward this important work, there would be found constant employment for such a commission. The increase in expense, arising from the enlargement of the Board by two additional members, would be trifling indeed compared with the increased revenues of the State, resulting from the proportionate taxation of the property of these great corporations at full value. The Board of State Tax Commissioners, acting as the State Board of Assessment for appraising and assessing the property of public-service corporations, is certain to become the most important body in our entire tax system. We are, therefore, bound to exercise the greatest care in establishing it upon a safe and permanent foundation. While in this, as in all things pertaining to the public service, extravagance in expenditure must not be permitted, yet there can be no more certain method of squandering the public money than in mistaking cheapness in the ability of public servants for economy in the public service.

In establishing a State Tax Commission charged with the responsibility of exacting from these corporations the immense sums of money which they have successfully and wrongfully withheld from the State, we are imposing upon them a task hedged about and complicated with difficulties of every conceivable kind and nature. Their course will be obstructed, their work will be subjected to the most searching analysis, it will be tested in courts, and the State will be shortsighted and wasteful of both time and money, if it fails to afford such commission the very best equipment possible for the great undertaking committed to it.

Wisconsin can profit by the experience of other States, some

of which assess the property of corporations through a commission or board composed of State officers. Such boards or commissions bring to their duties, as a rule, no special training or aptness for the work, and can give but a small portion of their time, since their regular duties as State officers must take precedence; consequently, they are but ill prepared to confront the able accountants and engineering experts employed by the corporations.

There is, however, one merit in the system of assessing corporate property through commissions of State boards composed of State officers, and that is they are directly responsible to the people and must with each recurring election defend their acts as commissioners before the voters.

In other States the boards are appointed directly by the Executive with the concurrence of the higher branch of the Legislature. Where the terms of service are long, the commissioners or members of the board of assessment become expert in their duties, even though they had little technical knowledge when appointed, and this method is preferable, but it is open to the objection that the corporations may exert an influence in the appointments and confirmation of them from time to time, and thus influence the appraisal of their own property.

It has been suggested by an eminent writer on this subject that:

“The safest plan for organizing a state commission is a combination of *ex officio* and appointive officers with equal voting powers. Three appointive members with terms of six or nine years, one of whom is appointed from two to three years, will have a sufficient term of office to become expert in these duties, and the appointments will be so spread out that the character of the entire board cannot be changed at a single election of Governor.

“Two *ex officio* members, the most important officials of the State, namely, the Governor and Auditor of State (or Attorney General) should be associated with these appointive members. These officers are responsible to the voters. The appointed members should give their entire time to the work of appraisal, but no assessment should be valid until passed upon by the entire board of five members.

“A board constituted in this way would combine the elements of expertness and public responsibility. The appointed members and the *ex officio* members would be a check upon each other. In the ups and downs of politics when popular interest lags or is occupied with other great questions, at which time the ever-watchful corporations may be expected to slip their

tools on to the board, the permanent and balanced character of the board would prevent them from getting control until such time as the attention of the people is again aroused. At the same time the board as thus constituted would deal fairly and honestly with all corporations, for their investors also are a part of the people, and they will be represented before the board by their tax experts."

While the establishment of a board of assessment for the purposes of assessing the property of public-service corporations upon the *ad valorem* basis will be resisted by the corporation, yet when adopted by the Legislature their power and influence will be exerted to secure from time to time the appointment of such men to the board as will be most favorable to their interests. This it is the part of wisdom for us to understand now, and provide against in so far as possible. Indeed, the representative of one of the leading public-service corporations went somewhat farther than this during the last legislative session when he declared that:

"The *ad valorem* system, is one which is more liable to be affected by the weakness and evil elements of human nature, and is, therefore, open to more criticism, and more justly, than the license fee system."

The question of railway taxation is a practical one and it is expected that as public officials we will deal with it in a practical way. As men of experience, some of you men experienced in legislation, you will understand, as the public likewise understands, the opposition which has been made by the railroad companies to any increase in their taxes. It is a matter of common knowledge among those who have encountered the railroad lobby that this opposition was so determined as to announce the declared purpose of the railway companies to increase their freight rates enough to offset any increase in taxation. The ease with which this menace might be enforced can very readily be seen. An increase in the fraction of a per cent. in freight rates, or a slight readjustment of the classifications, would enable railroads to collect from their patrons in Wisconsin more than enough to balance any increase in their taxes.

Indeed, since legislation has been pending in this State to require railroads to pay their proportionate share of taxation, freight rates for Wisconsin have been increased, indicating a forehanded determination to be prepared against legislation to equalize taxation.

It becomes apparent at once that legislation compelling the railroads, and other public-service corporations, to pay their proportionate share of the taxes will fail utterly in its object,

unless it be supplemented with legislation protecting the public against increased transportation charges.

THE CONTROL OF FREIGHT RATES IN WISCONSIN.

We come now to a question the consideration of which can be no longer postponed by the representatives of the people of the State. Since the railway companies threaten the use of their unlimited power in imposing rates to coerce the State into exempting their property from its share of taxation, they have, by this very act, aroused public concern with respect to the rates of transportation which Wisconsin shippers have been and are now paying.

The subject is not a new one in the Wisconsin Legislature, but the opposition of the corporations to paying their proportionate share of the taxes and the methods employed to delay and defeat legislation to equalize taxation session after session, has been a great source of education to the people of the State. It has enlightened them in many ways, and out of it has come the determination to know more respecting their government and its relation to public-service corporations. Among other things just at this time they are prompted to inquire, if the railway companies can so easily exact from their patrons through increased freight rates whatever they should in fairness pay as increased taxes, what has prevented them in the past, what hinders them to-day, from grossly overcharging the people of Wisconsin on transportation rates?

The questions presented are of the gravest importance to the public. Whenever and wherever persons engage in the business of public carrying the law says to them: "You must provide efficient service, you must be fair and impartial, your charges must be just and reasonable. Your legitimate function is transportation. In your capacity as a public servant, you must know nothing of persons, things, or places. You are legally bound to treat all alike. Discrimination and favoritism are forbidden.

While it has been commonly understood that the railways of the country have overridden law, and, in a measure, controlled legislation, it is doubtful whether any considerable number of the people of Wisconsin have until very recently had any conception of the enormity of the wrong which they have suffered in discriminating rates at the hands of railroads throughout this Commonwealth.

Railroad transportation is a tax upon the commerce of the country. It is a tax from which no one can escape. Every producer, every consumer, every man who buys, every man who

sells, must pay railroad transportation. It pervades every phase of our existence; it is a part of every hour of our daily life. It is an important element in the cost of our clothing, our food, our fuel. It is a tax upon that which nourishes our intellectual and spiritual life as well, the books we read, the schools and churches we build. It adds materially to the price of everything we purchase. Each article of manufacture, every pound of butter and cheese, of pork and beef, every product of the soil, must pay its part of the forty-five millions and more that constitute the gross amount paid as transportation charges to the railroads of Wisconsin every twelve months.

How essential it is that this tax imposed by the railroads should be fairly and justly levied. It must be just and reasonable in amount. It should be justly and fairly distributed. Each individual, every class of business, and every town, city, and section of the State is entitled to equitable transportation charges under a system which shall be open to public inspection and controlled by public justice instead of private interest.

As a means of insuring reasonable transportation charges, laws have been enacted in different States providing for a commission with powers to regulate rates, subject to revision by the courts. Such laws have been enacted in the adjoining States of Illinois and Iowa, the commissions in each of those States being empowered by the Legislature to fix maximum transportation charges above which the railroad companies are not permitted to go without first assuming the burden of establishing in court that the rate is so low as not to yield the railroad company a reasonable margin of profit.

In Wisconsin the railroad companies fix freight charges without any control, regulation, or limitation in any manner by the State. The opportunity is therefore presented to apply the tests of comparison to the two systems of railway traffic, namely, the system where rates are fixed by railroads without State control, and the system where the State has assumed and exercises authority in regulating such rates.

I am able to present to you comparison between the transportation rates in Wisconsin, Iowa and Illinois. The figures for Illinois are not as complete as for Iowa, but in so far as obtained are reliable and indicate discrimination against Wisconsin similar in character to that found by comparison with Iowa rates. This investigation covers so wide a field, extends to so large a variety of shipments as to be conclusive of the whole question.

TABLE I.

In the first table presented there is given the rate per ton per mile, hauled, of different classes of freight in Wisconsin and Iowa with the average rate for all classes; also rate per ton per mile for specific kinds of freight in Wisconsin and Illinois. The comparisons are given showing in each case in amount and per cent. the excess of the charges in Wisconsin over those in the other two States:

Classification of Kinds of Freight.	Rate per ton per mile in cents.		Excess for Wisconsin.	
	Wisconsin.	Iowa.	Cents.	Per cent.
Rates for less than carload lots:				
Class 1, rate per ton per mile, cents.....	6.40	4.60	1.80	39.13
Class 2, rate per ton per mile, cents.....	5.40	3.68	1.72	46.74
Class 3, rate per ton per mile, cents.....	4.25	2.86	1.39	48.60
Class 4, rate per ton per mile, cents.....	2.92	2.22	0.70	31.53
Rates for carload lots:				
Class 5, rate per ton per mile, cents.....	2.20	1.63	0.57	34.78
Class A, rate per ton per mile, cents.....	2.62	1.80	0.82	44.45
Class B, rate per ton per mile, cents.....	2.06	1.55	0.51	33.00
Class C, rate per ton per mile, cents.....	1.74	1.33	0.41	30.90
Class D, rate per ton per mile, cents.....	1.46	1.14	0.32	28.10
Average rate per ton per mile (all classes), cents	3.238	2.360	0.918	39.50
Rates on specific kinds of freight:				
Cattle, rate per ton per mile, cents.....	2.330	1.688	0.632	37.10
Hogs, rate per ton per mile, cents.....	3.020	2.310	0.710	30.90
Sheep, rates per ton per mile, cents.....	3.070	2.560	0.510	20.00
Grain, rate per ton per mile, cents.....	2.216	1.734	0.482	27.80
Hard coal, per ton per mile, cents.....	1.208	0.980	0.228	23.50
Soft coal, rate per ton per mile, cents....	1.107	0.845	0.262	31.40

Of the comparisons presented in Table I, those with Iowa are the more complete, not only as to the number of articles or kind of freights included, but as to the number of stations or mileage which the investigation covered. This comparison includes all goods that when shipped in less than carload lots come under classes 1 to 4, inclusive. It also includes goods in carload lots coming in class 5, and in classes A to D inclusive. This means practically all kinds of manufactured products or merchandise and farm products, except a few articles that come under a higher rate than first class and under a lower rate than D; or which, like cattle and such commodities as grain, coal, lumber, etc., come under separate tariffs when moved in larger quantities.

In the comparisons with Iowa the rates for each one of the classes of freight included was ascertained between 151 stations in Wisconsin and the same number in Iowa. The stations were

selected at random, the range of distance covered being 33 miles to 320 miles, with the average at 126 miles. Counting the mileage between each of the 151 stations in the state taken as a basis of comparison, the distance thus covered foots up over 19,000 miles. It will thus be observed that the investigation covers the entire state and furnishes a basis for calculation which makes it applicable to every section.

The railroad tariffs give the rate at a fixed amount per hundred pounds of freight. To present the figures in tables on this basis would have extended them unnecessarily. For this reason they were reduced to the rate per ton per mile hauled, and are so presented in Table I as to show for each class of freight the average rate per ton per mile. The rates for the states are then compared and the difference shown both in amount and per cent. It will be noticed that the rates in Wisconsin are much higher than those charged in Iowa. The differences in these respects are much greater than might be expected.

Thus it will be seen that for class 3 the Iowa shippers are favored to the extent of nearly 49 per cent. For two other classes the difference amounts to over 40 per cent., and is in no case less than 28 per cent. When all classes are included the average discrimination against Wisconsin as compared with Iowa is 39 7-10 per cent.

The comparisons with Illinois in Table I are limited to cattle, hogs, sheep, grain, hard and soft coal. The rates for cattle, hogs, and sheep were obtained between 141 stations in each state. The greatest distance between any of these stations was 198 miles, the shortest 37 miles, and the average 111 miles. In these cases the rates were reduced to the ton-mile basis, and the discriminations against Wisconsin are seen to be 37 21-100 per cent. in the rate on cattle; 31 7-10 on hogs; and 19 5-10 per cent. on sheep.

The rates on grain are obtained between 89 stations in each state. The greatest distance between any of these stations was 138 miles; the shortest, 37 miles, and the average 82 miles. The rate upon grain is thus shown to be higher in Wisconsin than in Illinois by 27 8-10 per cent. Grain includes barley, corn, oats and rye.

Upon hard and soft coal the rates were ascertained between 143 stations in each state. The computations show a discrimination against Wisconsin, amounting to 23 3-10 per cent. upon hard coal, and 33 7-10 per cent. upon soft coal. The greatest distance between the stations was 198 miles; the shortest, 26 miles, and the average about 100 miles.

In making computations for Table I, many precautions were

taken to prevent error, not only in the methods employed, but in the calculations as well. The decimals when involved were carried to the second point, or one hundredths only, but it is believed that this was far enough to establish correct results.

CLASSIFICATION OF FREIGHT.

Merchandise of all kinds and other goods in less than carload lots.

CLASS 1.—Includes among other things, boots and shoes, clothing, hosiery, drygoods, furniture, musical instruments, notions, stationery, etc.

CLASS 2.—Hardware, cutlery, glassware, saddlery, wooden ware and articles of this kind.

CLASS 3.—Fence wire in rolls, plumbers' supplies, coffee in sacks, dried fruit, news, building and wrapping paper, etc.

CLASS 4.—Soap, sugar, cereal products, salt, canned goods, etc.

Carload lots of articles included in above classes and of other goods.

CLASS 5—Oils, grease, packing-house products dried or pickled, trunks, etc.

CLASS A—Agricultural implements, vehicles, boilers, presses, most kinds of machinery, etc.

CLASS B—Household goods, emigrant movables, wooden boxes, furniture stock.

CLASS C—Building cement, lime, bark, land plaster, excelsior, hay and cane fodder, etc.

CLASS D—Barrels, casks, tiling, sewer pipe, headings, pig iron, asphalt, brick, etc.

CLASS E—Includes heavier and still cheaper articles in carload lots.

CLASS 1 to 4—Includes merchandise of all kinds in less than carload lots.

CLASS 5 and CLASSES A to E, inclusive—Includes merchandise and other goods in carload lots.

The greater part of heavy commodities like grain, wheat, lumber, coal, as well as horses and cattle of all kinds, have special tariffs.

TABLE II.

Table II is merely an amplification of Table I. It shows for each class of freight in Wisconsin and for cattle, hogs, sheep, grain, hard and soft coal in Wisconsin and Illinois the cost of shipping 20,000 pounds one hundred miles. It also shows the difference between the cost in Wisconsin and in the other two States both in amount and in per cent. The purpose of including this table is to furnish a more comprehensive view of the rate situation in the three States, and to show more fully the extent of the discriminations against Wisconsin.

Classification of Kinds of Freight.	Cost 20,000 lbs. 100 miles.		Excess for Wisconsin.	
	Wisconsin.	Iowa.	Dollars.	Per cent.
Rate for less than carload lots:				
Class 1, cost 20,000 lbs. 100 miles, dollars..	\$64 00	\$46 00	\$18 00	39.13
Class 2, cost 20,000 lbs. 100 miles, dollars..	54 00	36 80	17 20	46.74
Class 3, cost 20,000 lbs. 100 miles, dollars..	42 50	28 60	13 90	48.60
Class 4, cost 20,000 lbs. 100 miles, dollars..	29 20	22 20	7 00	31.53
Rates for carload lots:				
Class 5, cost 20,000 lbs. 100 miles, dollars..	22 00	16 30	5 70	34.78
Class A, cost 20,000 lbs. 100 miles, dollars..	26 20	18 00	8 20	44.45
Class B, cost 20,000 lbs. 100 miles, dollars..	29 60	15 50	5 10	33.00
Class C, cost 20,000 lbs. 100 miles, dollars..	17 40	13 30	4 10	30.90
Class D, cost 20,000 lbs. 100 miles, dollars..	14 60	11 40	3 20	23.10
Average cost 20,000 lbs. 100 miles (all classes), dollars	32 38	23 20	9 18	39.50
Rates on specific kinds of freight:				
Cattle, cost 20,000 lbs. 100 miles, dollars..	23 30	16 98	6 72	37.10
Hogs, cost 20,000 lbs. 100 miles, dollars....	30 20	23 10	7 10	30.90
Sheep, cost 20,000 lbs. 100 miles, dollars....	30 70	25 00	5 10	30.00
Grain, cost 20,000 lbs. 100 miles, dollars..	22 16	17 34	4 82	27.80
Hard coal, cost 20,000 lbs. 100 miles, dollars	19 08	9 80	2 28	23.50
Soft coal, cost 20,000 lbs. 100 miles, dollars	11 07	8 45	2 62	31.40

In the second table is shown the cost of shipping 20,000 pounds of each of the classes of freight given 100 miles in Wisconsin and 100 miles in Iowa, with the average cost for all classes. The table also shows the cost for shipping 20,000 pounds of the specific kinds of freight named 100 miles in Wisconsin and 100 miles in Illinois. The comparisons are given showing in amount and per cent. in each case the excess in Wisconsin over the cost in Iowa and Illinois.

TABLE III.

Table III presents a further comparison of the rates in Wisconsin, Illinois, and Iowa. It is compiled from railroad distance tariffs now in force in Wisconsin and from the tariffs in force in the other two States showing the maximum rates in each as fixed by their respective railroad commissions. For the three States separately it shows the rate charged per hundred pounds for a distance of 100 miles, then for 200 miles, and again for 300 miles. Class 1 to 4 inclusive are less than carload lots.

Classes of Freight	Wis.	Illinois.			Iowa.		
	Rate per 100 lbs	Rate per 100 lbs.	Excess for Wis.		Rate per 100 lbs.	Excess for Wis.	
			Amt.	Pr. ct.		Amt.	Pr. ct.
Rate per 100 lbs., 100 miles, L. C. L.	Cents.	Cents.	Cents.		Cents.	Cents.	
Class 1	40.00	38.54	1.46	3.79	24.00	16.00	66.67
Class 2	33.00	31.02	1.98	6.38	20.40	12.60	21.76
Class 3	27.00	24.90	2.10	8.43	16.00	11.00	86.75
Class 4	20.00	18.80	1.20	6.38	12.00	8.00	66.67
Rate per 100 lbs., 100 miles, C. L.							
Class 5	16.00	15.04	.96	6.38	8.40	7.60	90.43
Class A	16.00	12.45	3.55	78.51	9.00	7.00	77.78
Class B	14.00	11.47	2.53	22.06	8.40	5.60	66.67
Class C	12.00	8.84	3.16	35.75	7.20	4.80	66.67
Class D	10.00	7.05	2.95	41.84	6.00	4.00	66.67
Class E	8.60	6.34	2.26	35.65	4.80	3.80	79.02
Rate per 100 lbs., 200 miles, L. C. L.							
Class 1	60.00	48.88	11.12	72.75	40.00	20.60	50.00
Class 2	50.00	39.48	10.52	26.65	30.20	19.80	65.56
Class 3	40.00	30.54	9.46	70.97	23.00	17.00	73.90
Class 4	30.00	24.44	5.56	22.75	18.60	11.40	61.18
Rate per 100 lbs., 200 miles, C. L.							
Class 5	24.00	19.55	4.45	22.76	14.20	9.80	69.00
Class A	24.00	15.98	8.02	50.19	15.90	8.10	50.90
Class B	20.00	14.10	5.90	41.84	13.00	7.00	53.80
Class C	17.00	12.03	4.97	41.31	11.10	5.90	53.15
Class D	15.00	9.40	5.60	59.57	9.20	5.61	59.70
Class E	12.50	8.46	4.04	47.75	8.00	4.50	43.75
Rate per 100 lbs., 300 miles, L. C. L.							
Class 1	75.00	55.46	19.54	35.23	56.00	19.00	33.90
Class 2	63.00	45.12	17.88	39.63	40.00	23.00	57.50
Class 3	50.00	35.25	14.75	41.84	30.00	20.00	66.67
Class 4	38.00	28.20	9.80	34.75	25.00	13.00	52.00
Rate per 100 lbs., 300 miles, C. L.							
Class 5	30.00	22.56	7.44	32.98	20.00	10.00	50.00
Class A	30.00	17.85	12.14	67.97	22.50	7.50	33.30
Class B	25.00	15.98	9.02	56.45	17.50	7.50	42.85
Class C	22.00	13.91	8.09	58.16	15.00	7.00	46.67
Class D	19.00	11.04	7.96	72.10	12.50	6.50	52.00
Class E	15.00	9.95	5.05	50.75	11.00	4.00	36.36

TABLE III.—Continued.

Classes of Freight.	Wis.	Illinois.			Iowa.		
	Rate per 100 lbs.	Rate per 100 lbs.	Excess for Wis.		Rate per 100 lbs.	Excess for Wis.	
			Amt.	Pr ct.		Amt.	Pr ct.
Rate per 100 lbs., 100 miles, L. C. L.	Cents.	Cents.	Cents.	Cents.	Cents.	Cents.	
Grain	12.50	8.10	4.40	54.32	6.75	5.75	85.20
Lumber	12.00	8.68	3.38	37.78	6.30	5.70	90.48
Cattle	15.00	9.50	5.50	57.88	11.32	3.68	32.51
Hogs	18.50	13.00	5.50	42.30	10.96	7.54	68.80
Sheep	18.50	14.40	4.10	28.47	16.00	2.50	15.62
Rate per 100 lbs., 200 miles, C. L.							
Grain	17.50	10.53	6.97	66.19	9.00	8.50	94.44
Lumber	17.00	10.98	6.02	54.82	8.40	8.60	102.38
Cattle	20.00	12.10	7.90	65.29	15.53	4.47	28.78
Hogs	25.00	16.50	8.50	51.51	15.80	10.20	40.80
Sheep	25.00	18.30	6.70	36.61	22.00	3.00	13.64
Rate per 100 lbs., 300 miles, C. L.							
Grain	20.00	12.15	7.85	64.61	11.25	8.75	77.78
Lumber	20.00	12.70	7.30	57.48	10.50	9.50	90.48
Cattle	25.00	14.70	10.30	70.06	20.26	4.74	23.40
Hogs	31.20	18.00	13.20	73.33	19.00	12.20	64.21
Sheep	31.20	20.00	11.20	56.00	25.30	5.30	20.46

It will be noticed that the comparison in the above table is based for Illinois and Iowa upon the maximum rates as fixed by the railroad commissioners in each state,—that is the rates above which the railroads are not permitted to go in making up their tariffs. These rates are compared with the rates charged by the railroads in Wisconsin for the same kind and quantity of freight and for exactly corresponding distances. This table simply extends and strengthens the comparison and makes more conclusive the evidence of grossly excessive freight rates in Wisconsin where railroad companies are permitted to charge the public without any limitation or regulation by law.

TABLE IV.

Table IV shows the per cent. of the excess of freight rates between Milwaukee and 151 other stations in Wisconsin over the freight rates charged in Iowa between the same number of stations, the distance being the same in each case. These figures show an average discrimination in transportation charges against Wisconsin of 39 9-10 per cent.

Between Milwaukee and the Following Stations.	Per cent. of Excess for Wisconsin.	Between Milwaukee and the Following Stations.	Per cent. of Excess for Wisconsin.
Afton	17.92	Mauston	55.79
Amelia	39.23	Mazomanie	52.93
Amherst	33.86	Menasha	40.47
Antigo	24.09	Menominee	16.67
Appleton	55.13	Merrillan	22.17
Arpin	39.23	Millston	22.17
Austin	39.23	Mineral Point	40.77
Baraboo	59.77	Minnesota Junction	45.6
Barton	28.54	Monroe	54.
Beaver Dam	50.41	Montello	18.06
Beloit	40.64	Mosinee	39.23
Berlin	47.04	Mt. Horeb	69.7
Black River Falls	22.17	Necedah	47.67
Boscobel	44.37	Necanah	40.47
Boyanon	39.23	Nekoosa	33.86
Brandon	46.26	New Holstein	44.55
Brodhead	54.28	New Lisbon	54.76
Burlington	36.09	New London	17.45
Burnett Junction	45.6	Norrie	39.23
Cedarhurst	22.17	Oak Center	49.06
Centralia	33.86	Oakfield	49.06
Chester	49.06	Oconomowoc	33.89
Chili	22.17	Oconto	31.16
Chilton	45.5	Oshkosh	55.13
Chippewa Falls	23.39	Packwaukee	18.06
City Point	33.86	Pardeeville	68.69
Clintonville	28.5	Picketts	55.13
Cranmoor	39.23	Pine River	39.23
Dancy	39.23	Pittsville	39.23
Darien	33.59	Plainfield	33.86
Darlington	35.68	Portage	63.93
Delavan	33.59	Port Edwards	33.86
De Pere	36.65	Pray	33.86
Dexter ville	39.23	Princeton	46.76
Dodgeville	59.57	Prairie du Sac	54.21
Eau Claire	23.39	Prairie du Chien	35.88
Edgar	39.23	Reedsburg	55.37
Elkhart	26.88	Rhinelander	19.95
Elkhorn	24.41	Richland Center	56.62
Elroy	42.47	Rio	61.88
Evansville	47.02	Ripon	41.46
Fennimore	52.12	Rolling Prairie	45.6
Fenwood	39.23	Romadka	29.23
Fisks	55.13	Rudd	22.17
Flanners	39.23	Rudolph	39.23
Fond du Lac	51.94	Rush Lake	55.13
Fort Atkinson	40.4	Schleissingerville	22.58
Grand Rapids	33.86	Scranton	33.86
Granton	22.17	Shullsburg	38.35
Green Bay	36.65	Sigel	33.86
Hansen	39.23	Snells	55.13
Hatfield	33.86	Sparta	47.19
Hatley	39.23	State Hospital	55.13
Iron Ridge	36.09	Stoughton	59.47
Ixonia	49.89	Stratford	39.23
Jefferson	42.87	Sun Prairie	57.96
Junction City	29.23	Tomah	45.2
Juneau	24.48	Veodum	39.23
Kelly	39.23	Vesper	39.23
Kewaskum	42.77	Viroqua	08.
Kiel	33.55	Waldo	15.27
Kilbourn	60.83	Warrens	22.17
Knowlton	24.23	Waterbury	27.96
La Crosse	33.41	Waterloo	51.33
Lake Geneva	22.04	Watertown	45.25
Lake Mills	48.55	Waukau	55.13
Lindsay	29.23	Waupun	49.06
Lodi	67.68	Wausau	29.23
Lynn	39.23	Wantoma	55.74
Madison	62.18	West Bend	28.54
Merrillan Junction	33.86	Westfield	18.06
Marathon City	39.23	Whitewater	30.96
Marinette	15.59	Winneconne	55.13
Markesan	51.96	Wittenberg	32.59
Marshfield	30.51	Woodland	36.09
		Wren	22.17

The information given in Table IV is important and of special interest as showing between what places the comparisons were made, as well as the exact overcharge in freight rates for Wisconsin shippers located at each place. The 151 stations represented in this table present the entire subject for the shippers of Wisconsin. The table will be scanned in vain for a single station at which the transportation rate is not higher in Wisconsin than for a corresponding distance for a like service in the State of Iowa. The amount of the overcharge in Wisconsin is positively startling. In no case is the rate less than 15 per cent. higher for Wisconsin than for Iowa. In several cases it is nearly 70 per cent. higher, and the average is but a fraction less than 40 per cent. higher.

The foregoing tables prepared by the Statistical Bureau of the State reinforce the figures widely published by a leading newspaper which some months ago aroused general interest upon this subject throughout the Commonwealth. The work of the Commissioner of Statistics requires no approval from any source, to entitle it to the highest confidence for thoroughness and accuracy. It may now be accepted as a demonstration that the producers and consumers in Wisconsin are charged 40 per cent. more in freight rates in marketing their products and securing their supplies than are the shippers in Iowa, and likewise a great deal more than the shippers in Illinois.

When it is remembered that the producers in Wisconsin, Iowa and Illinois must sell their products in the same markets, and quality for quality at the same prices, it is manifest that the people of Wisconsin are laboring under a great disadvantage. The figures establish the exact measure of injustice suffered by our people at the hands of the railroads of Wisconsin.

Stated in plain language it means that upon all kinds of manufactured products, upon merchandise and farm products (except a few articles which are shipped under a higher rate than first class, or under a lower rate than class D, or which like cattle, grain, coal, lumber, etc., are shipped at a different rate when moved in larger quantities) the shipper in Wisconsin pays from 28 to nearly 40 per cent. higher than the shipper in Iowa where transportation charges are controlled by a State Railway Commission. It means that in comparison with Illinois, we pay in Wisconsin on cattle, hogs, sheep, grain, hard and soft coal from 19½ to 37 per cent. more than the people of Illinois, who are protected from excessive transportation charges by a State Railway Commission. It means that these differences in rates, so prejudicial to Wisconsin, are in every case presented in the foregoing tables upon the same roads, for the

same class and kind of freight, transported the same number of miles, and in all respects for identically the same service.

Now it can be taken as conclusive that the transportation charges in Iowa and in Illinois are high enough to give the railroad companies at least a reasonable profit upon the railroad business in each of those States. Nothing is more certain than that the rates for each of those States yield to the railroad companies a reasonable net return upon all their capital invested; otherwise, they would not operate their roads under that rate. If the rate afforded them less than a reasonable profit, they would at once appeal to the courts to increase the rate. It is the settled law that neither the Legislature nor a Railroad Commission clothed with power to fix rates can compel railroads to accept less than a reasonably profitable rate for all services as common carriers. Therefore, by acquiescing in the commission rates in Iowa and Illinois without appeal to the courts, the railroad companies admit the rate to be high enough in those States. That the rates in Iowa and Illinois have proven profitable to the railroad companies will appear affirmatively later in the discussion of this subject.

Taking it as a fact admitted and established by the railroad history of Illinois and Iowa that the rates are reasonable in those States, what shall be said of the rates in Wisconsin which average 40 per cent. higher than in Iowa and very much higher, as shown, than in Illinois?

The freight earnings of the railways in Wisconsin during the calendar year of 1901 were \$32,278,629.31. Assuming that the larger portion of freight handled is of a class in which the excess of charge is less than the average difference between Wisconsin and Iowa, yet making full allowance therefor, and for the division between State and Inter-State business, in collecting the \$32,278,629.31 in transportation charges from the people of Wisconsin in 1901, the railroads received a great many millions of dollars more than they collected from the shippers of Iowa for precisely the same service as common carriers. In other words, they taxed the people of Wisconsin a great many millions of dollars more than a reasonable profit upon the freight business of the State in twelve months.

Indeed, it is not strange with these enormous and unreasonable profits in Wisconsin that the average net earnings of the railroads for this State during the last three years, by their own admission, amounted to \$15,483,762.00 each year; nor that the net earnings of the Northwestern and St. Paul systems for 1902 should amount to \$11,331,368.44 for the road in Wisconsin, and \$34,811,860.08 for the whole line; nor that they have

been able to pay interest on bonds and from six to eight per cent. upon common and preferred stock and have over and above all expenses and charges a total surplus of \$6,594,531.42 for Wisconsin, and \$20,475,997.63 for the whole line. Profits in the operation of these two great railway systems have been increasing with great rapidity during recent years. The total net earnings of both the St. Paul and Northwestern for a period of five years from 1883 to 1887 inclusive amounted to \$29,823,185.09 for the road in Wisconsin, and \$101,665,366.90 for the whole line.

Every dollar taken from the people of Wisconsin in overcharges by the railroad companies affects the values of farms and factories, the profits of merchandise, and the wages of labor. Why should Wisconsin have endured this great loss? It is because, and only because, the railroads have continued to exercise such control as to defeat legislation in Wisconsin creating a commission to regulate transportation rates such as the Legislatures of Iowa and Illinois have adopted. Session after session such bills have been introduced only to die in committee or be overwhelmingly defeated in the Legislature.

It has heretofore been urged in opposition to the enactment of a rate commission law for Wisconsin that it would arrest all further construction within the State, stop improvements, injure manufacturing, prejudice agricultural development, seriously harm business interests, and generally retard the progress of the State. Iowa has been held up as a warning example to deter other States from adopting a similar law, and it has been declared that she has suffered through all the years under a rate law that has greatly interfered with the growth of her manufacturing interests.

I have no doubt that these same representations will be presented to you during the present session, and therefore submit at this time a comparison of the industrial development of Wisconsin with that of Iowa during the past twenty years.

The industrial growth of a State may fairly be measured by the increases which have taken place in the total amount of capital invested, the number of persons employed, the amount paid as wages, and the value of its output in all its productive enterprises. The growth in manufacturing alone would present but a partial view of the real development for the reason that only a portion of the capital in any State and only a limited number of the industrial population are employed in manufacturing.

Natural conditions often favor development along certain industrial lines. A bountiful supply of timber, hard wood and

pine, with rivers affording an abundant supply of water for power purposes, and rich mineral deposits, would ensure rapid development in manufacturing even under adverse circumstances, while an open unbroken country ready for the plow, with rich, deep, productive soil, would ensure a correspondingly active growth in agriculture.

Wisconsin had many of the natural advantages for a ready and extensive development in manufactures, as well as fertile and productive agricultural lands outside of her extensive forests.

Iowa was wanting in some of the natural resources favorable to manufacturing, but had a greater abundance of rich and easily cultivated land. It may fairly be said, however, that in both States the great preponderance of the industrial population is employed in agriculture and manufactures. These two branches of industry not only afford occupation to most of the people, but furnish the railroads almost their entire tonnage or freight business. A comparison, therefore, between the two States limited to either of the two industries alone would be quite misleading, while a comparison which includes both would be warranted as valid. Indeed, there are reasons why a comparison of the industrial growth in Iowa and Wisconsin in agriculture and manufactures taken together should be of much value as testing the effect of a control of railroad rates upon the development of a State. The railroad rates in Wisconsin have been fixed at the pleasure of railroad managers; railroad rates in Iowa have been controlled by a State Railway Commission. The two States had reached about the same stage of industrial development when the railroad rates in Iowa passed under the control of a commission. Both States had then, and now have, about the same character of population. Conditions were very similar, excepting that Wisconsin had a greater natural advantage for manufacturing, and Iowa a greater natural advantage for agricultural development, Wisconsin leading in the first because of its greater resources in raw material; Iowa in the second because of the more uniformly excellent and more readily tillable character of its native soil.

From the Commissioner of Statistics I have procured and submit for your consideration data from which the industrial growth of the two States can be traced for the twenty year period.

TABLE V.

Table V shows for Wisconsin and Iowa in 1880, 1890, and 1900 the relative amount of capital invested in manufacture and agriculture; or, in other words, the amount invested in agriculture for each \$100.00 invested in manufacturing.

Classification.	1880.	1890.	1900.
Wisconsin:			
Manufactures.....	\$100	\$100	\$100
Agriculture.....	587	228	246
Iowa:			
Manufactures.....	100	100	100
Agriculture.....	2,123	1,420	1,785

When the Iowa railroad law was enacted it was predicted that the progress of the State would be retarded, agriculture and manufacturing paralyzed, and property generally depreciated in value as a result of the legislation establishing a commission with power to fix rates. During almost every Legislative session in a decade the claim has been made before the committees of this Legislature that the regulation of rates in Iowa had checked development in that State as compared with Wisconsin. As bearing upon that question, I present for your consideration the following figures:

TABLE VI.

This table shows the capital invested in agriculture and manufacturing industries in Wisconsin and Iowa in 1880 and in 1900, with increases.

State.	1880.	1900.	INCREASE FOR 1900.		Average yearly increase.
			Amount.	Pr ct.	
Wisconsin.....	\$193,687,147	\$1,142,281,038	\$648,593,891	131.3	\$32,429,693
Iowa.....	755,505,100	1,937,078,649	1,181,573,549	156.3	59,078,677

As shown by the foregoing figures during a period of twenty years the annual increase in the value of the capital invested in agriculture and manufactures amounted to \$32,500,000 for Wisconsin and over \$59,000,000 for Iowa. It should not be overlooked that these are the actual increases only, but they are very significant. Iowa leads Wisconsin in the average yearly

increase by almost two to one. The industrial progress of Iowa certainly cannot be said to be retarded since the railroad commission was established in that State. On the contrary, her development seems to have been specially promoted, and that this should be the case is only reasonable in view of the special advantages with which she has been favored in the matter of transportation charges,—advantages of which the industries of Wisconsin have had the great misfortune to be deprived because of the failure to secure legislation which would have placed Wisconsin upon an equal footing with Iowa.

If further confirmation were needed, it is found in Table VII.

TABLE VII.

This table gives the amount of capital invested in manufacturing and agriculture in Iowa for each \$100.00 of capital so invested in Wisconsin.

State.	Amount of manufacturing and farm capital in Iowa to each \$100 of such capital in Wisconsin.		
	1880.	1890.	1900.
Wisconsin.....	\$100	\$100	\$100
Iowa.....	153	146	170

As shown above in 1880 the amount of capital invested in agriculture and manufactures in Iowa was \$153.00 for each \$100.00 in Wisconsin; in 1890, Iowa \$146.00, Wisconsin \$100.00; in 1900, Iowa \$170.00, Wisconsin \$100.00

The progress of Iowa over Wisconsin is very marked, equaling about 12 per cent.

Taking the capital invested as a measure of the labor employed in these two great industries, and it amounts to a demonstration that Iowa is outranking Wisconsin. This is still further confirmed as shown in the average amount of capital invested in the agricultural and manufacturing industries to each person of the population in Wisconsin and Iowa in 1880, 1890, and 1900.

TABLE VIII.

Classification.	1880.	1890.	1900.
Wisconsin average capital to each person	\$374	\$479	\$537
Iowa average capital to each person.....	466	616	870

It is here shown clearly that Iowa is rapidly forging ahead of Wisconsin in the average increase in capital invested in agricultural and manufacturing industries. The proof made by the statistics accords with reason. Instead of being injured by a Railway Commission, the industries of Iowa are being greatly benefited. This could not well be otherwise. Transportation charges are a tax upon production and the productive industries of any State must suffer greatly when that State is subjected to oppressive transportation rates in marketing the output of its industries. This must always be so when shippers of one State must sell their products in a market in competition with shippers of other States enjoying more favorable rates. That is precisely the fortunate situation of Iowa with a commission compelling reasonable rates for her shippers. And by parity of reasoning it is Wisconsin's misfortune that she must bear the onerous burden of unreasonable rates made for her at the pleasure of railroad managers. It would be strange indeed if those engaged in manufacturing and agriculture in Iowa would not be able to set aside an increasing amount of capital over Wisconsin year by year, when her people employed in manufactures and in agriculture are saved many millions of dollars annually on railroad freights. The annual product of her factories, the annual product of her farms, if each were equal in amount and kind with those of Wisconsin, would be worth to the owners of the factories and farms in Iowa many millions of dollars more than the same would be worth to the owners of the factories and the farms in Wisconsin.

The claim that reasonable transportation rates could embarrass productive enterprise and arrest development in any State ought never to have been given credence and ought never to have been advanced.

It is an elementary proposition as old as commerce and trade itself that unreasonable and excessive freight charges are harmful to industrial progress, and the only way in which a control of rates by a commission could injure a State would be to reduce transportation rates so low as to deprive the capital invested in railroads of a reasonable profit, and curtail or cripple the car-

rier service to the public. This, however, is in no case possible. No State would permit its commission to harm in the slightest degree an agency so needful to its industrial development and business prosperity. If any commission were misled into establishing a rate which encroached upon the property rights of the capital invested in railroads by the smallest measure, the guarantees of the constitution would be immediately invoked and the action of the commission promptly reversed. So that it never was even remotely possible that the Iowa rate law should injure the material development of the State, or, indeed, fail to benefit its business interests and promote its industrial prosperity.

And upon the other hand, by the operation of the same principle, Wisconsin has made her industrial advance hampered and burdened by high transportation rates that reduced profits and impaired the accumulation of capital within the State. That she has advanced in spite of these high rates argues nothing and offers no justification for their continuance. With her unrivaled and diversified resources, her lumbering, her hard-wood manufacturing, her pulp and paper mills, her splendid water powers, her rich deposits in iron and lead and zinc, her varied and productive agriculture, she should have outstripped her competitor across the Mississippi that in the last twenty years has increased her capital invested in manufactures and agriculture \$404.00 to each person of her population, while we were only able to add \$183.00, or less than half as much, to our capital invested in manufactures and agriculture per capita.

Reasonable rates within a State builds up an internal commerce and exchange which reaches and develops every community within the State. Long and extensive railroad hauls to distant markets are more and more superseded by short hauls, smaller freight charges and local interchanges of products. Reasonable and equal rates for all builds up thriving towns, cities and villages, and thousands of merchants, manufacturers and small shippers all over the State. This insures a healthier, more evenly distributed and more wholesome prosperity throughout a State. In Iowa under the reasonable rates fixed by her Commission after years of operation under the law they said in their report the following in 1891:

“The farmer gets his supplies cheaper, his lumber, cattle, salt and other heavy commodities at fair rates. He finds a market for a portion of his surplus corn, oats, hay, wood, timber, etc., at home, and saves transportation. He markets many of his hogs in Iowa packing houses and saves freight charges. Wood and logs that lay in the timber rotting, the Iowa rates are making a market for; and new mills are sawing the latter up for

use in excelsior, fencing pickets, handles, boxes and other industries unknown before. The railway policy of the long haul has, in a measure, been supplanted by the new system, and an exchange of products between different parts of the State is one of the commendable results. Hay and corn from northern Iowa are now sold at better prices in the dairy counties of eastern and southern Iowa in large quantities, a thing hitherto unknown. This formerly paid tribute to Chicago."

The magnitude of wrong Wisconsin is suffering but enlarges with investigation and reflection. Added to her wonderfully varied resources Wisconsin had another natural advantage over Iowa. She has more than three hundred miles of lake shore with fine natural harbors along her entire eastern and northern boundaries. With a rate law such as that under which Iowa has excelled her, she could have established just and reasonable rates that would have carried every ton of her produce to the lake shore where it could have the benefit of the cheaper rates of water transportation on its way to market.

The only rates which are subject to regulation by the State Commission of Iowa are those affecting State commerce. While Wisconsin would, of course, be subject to the same constitutional restrictions, she could establish reasonable rates between stations wholly within the State that would enable agricultural and manufactured products to reach the lake shore, and thence if re-shipped they could ultimately find way to market under conditions that would greatly benefit producers. In the same manner merchants and manufacturers and dealers in coal could transport by rail at reasonable rates supplies from the lake shore to consumers in every part of the State. Milwaukee, Manitowoc, and other lake shore shipping points would then become the great centers of commerce and trade which natural conditions would have made them. But with the railroads arbitrarily establishing rates without any control by law, they can so fix charges over different lines as to force the products of the State two or three hundred miles further to market, when, under reasonable and natural conditions, the railroad transportation would not upon the average exceed fifty to seventy-five miles.

It is this absolute domination of the transportation business outside of any legal regulation and in disregard of the rights of the public that makes the products of labor find their way to market by that route which will be most profitable to the railroad and most expensive to the shipper.

A struggle to escape in so far as possible the oppressive exactions of the railroads in Wisconsin has very largely massed manufacturing upon the east side of the State. The manufac-

turers have seen the importance of establishing themselves where they could secure the lower rates of water transportation, or more reasonable railroad rates reduced by the force of competition with lake freights. This is made very clear in the figures submitted below.

TABLE IX.

This table gives the total manufactures for the state in 1900, together with the proportion of the total which is so located on the lakes as to have access to water as well as rail transportation.

CLASSIFICATION.	MANUFACTORIES IN WISCONSIN.		
	Total.	Tributary to Lakes.	
		Amount.	Per cent.
1900.			
Capital invested.....	\$ 130,568,794	\$232,977,569	70.47
Value of product.....	\$360,818,942	\$218,843,206	68.96
Persons employed.....	152,836	101,457	66.38
Salaries paid.....	\$69,015,280	\$11,901,902	60.71

That more than seventy per cent. of the capital invested in manufacturing in Wisconsin should be located in but nineteen of her seventy-two counties is an important fact in itself. That those nineteen counties should be counties bordering on Lakes Michigan and Superior is very significant in its bearing upon this whole question. Except for the fact that the water affords them more reasonable transportation rates, which influences to their advantage freight charges by rail, these nineteen counties offer no better location for manufacturing plants than most of the other counties of the State.

The gathering of nearly three-fourths of the manufacturing of the State into but little more than one-fourth of the counties in order to substitute a regulation of railroad rates by water competition for the general railroad rates of the State, fixed wholly without any regulation, argues very strongly for some interference on the part of the State for the protection of its shippers.

It meets the claim so often advanced by the railroads that they have built up the manufacturing industries in Wisconsin through indulgences and discriminations and special rates which they could not have given were rates controlled by a commission.

Commodity rates have doubtless aided to reduce somewhat the high rate level, and have benefited to whatever extent they have been given the manufacturers fortunate enough to be granted the privilege of sharing in them. But an extended examination will reveal that as affecting the entire manufacturing interests of the State the importance of commodity rates has been very greatly overestimated, while their special value to those receiving them wholly disappears before the fact that the commodity rate in Wisconsin means about the regular rate in many other States.

It may be said then that our manufactures have neither been established or specially nurtured by the railroads, but that the greater portion of them have been driven by high rates to locate where they are in a measure independent of these corporations. That more than \$232,000,000 should be invested in manufacturing plants in a few lake shore counties emphasizes in a most striking way the great importance of reasonable freight rates as an industrial factor. It should, moreover, serve as an admonition as well, for industries will sooner or later go where reasonable rates can be had.

It is quite apparent that any advantage in better rates which these lake shore counties can furnish manufacturing are not the voluntary offering of the railroad companies, but have been wrung from them through water competition. With reasonable rates generally throughout Wisconsin many an idle water power would be profitably employed with all the resulting benefits to the locality and the State.

While manufacturing plants may be moved to secure the benefit of better railroad rates regulated by water transportation, the same is not true of agriculture. This great industry must pay whatever the railroad charges at a given station for the transportation of its products. The farm lands of Wisconsin cannot be massed along Lake Michigan.

Our great natural advantages in the past have aided Wisconsin materially to make marked advance under adverse conditions. But these superior advantages will not always be so abundant. In some lines of manufacturing a lavish and wasteful course pursued respecting raw material has already operated to make its scarcity a serious matter.

Besides this competition is increasing upon every hand, and the time is not far distant when the margin of profits may be reduced. Prudence and foresight should prompt us to place the manufacturing interests of Wisconsin upon a sound basis. This can only be done by securing to capital and labor a fair

and equal chance in the markets with their competitors from other States.

One of the elements in the cost entering into every manufactured product is the transportation tax which it must bear before it is marketed. A small percentage of difference in railway charges may be sufficient under close competition to make the difference between a margin of profit and actual loss. It should be the first care of those charged with official responsibility to be certain that the manufacturers of no other State go into the market with any advantage over the manufacturers of Wisconsin on transportation rates.

The railway interests of Wisconsin are entitled to every protection accorded to manufacturing, agriculture, or any other interests in this State. They are entitled to reasonable profit upon the capital which they have invested in the railway business in Wisconsin. They are not entitled, and it is unjust they should be permitted, to charge the manufacturers, merchants, farmers, and consumers, more in Wisconsin than they charge for a like service in Illinois and Iowa. If Wisconsin is to secure the high industrial rank to which her superior natural advantages entitle her, she must by proper, just, and constitutional regulation prevent her capital from being absorbed by grasping railroad managers.

It is shown that the agricultural and manufacturing interests in Iowa have been greatly benefited by the establishment of a railway commission controlling rates. That while one of the greatest financial panics experienced in a century has occurred since the enactment of that law, the progress and prosperity of the State of Iowa has continued without interruption.

When the law was enacted in that State it was denounced as a movement designed to confiscate the property of the railway corporations and as certain to bring demoralization and disaster to the railroad interests of the State. The law was enacted, the rates of the Railway Commission have been enforced, the railroads have been prosperous. They have continued to extend their lines, to earn fair profits, to render good service.

That the growth and expansion of the railroad interests of Iowa have been commensurate with the development and progress of her agriculture and manufactures is shown by the statistics covering the following period. The same figures will be given for Wisconsin throughout, as they may be useful for making comparisons.

TABLE X.

Table X shows the miles of road, gross and net earnings, and tons carried in 1878 and in 1900 by the railways in Iowa and Wisconsin, together with the total annual increase during that period.

CLASSIFICATION.	1878.	1900.	INCREASE FOR 1900.		Average annual increase.
			Amount.	Per ct.	
Wisconsin:					
Miles of road.....	2,802	6,230	3,428	122.31	
Gross earnings.....	\$11,951,619	\$11,257,557	\$29,305,932	245.20	\$1,327,512
Net earnings.....	\$1,469,691	\$15,513,319	\$11,073,688	247.75	\$503,301
Tons carried.....	3,418,490	25,731,734	22,282,244	616.12	1,012,892
Tons carried one M.	467,191,003	2,504,304,839	2,037,114,836	436.03	92,596,129
Iowa:					
Miles of road.....	4,157	9,171	5,014	121.50	
Gross earnings.....	\$20,714,496	\$ 2,074,572	\$31,560,076	151.39	\$1,425,453
Net earnings.....	\$8,148,515	\$16,665,147	\$8,516,602	104.52	\$387,118
Tons carried.....	6,504,338	17,060,263	10,285,891	151.17	457,541
Tons carried one M.	1,514,083,192	2,622,789,032	1,108,703,630	73.23	50,391,165

It has been commonly understood that railroad extension bears some relation to the conditions of railroad business in any State. This would be expected to be especially true in a State where it is claimed that the business of the railroad was depressed and diminished by unfavorable legislation. As bearing upon this phase of the subject comparison is instituted between the railroad mileage of Iowa and Wisconsin.

TABLE XI.

Comparisons are given in this table showing the relative number of miles of railroads in Wisconsin and Iowa in 1878, 1890 and 1900.

	1878.	1890.	1900.
Mileage:			
Wisconsin.....	100	100	100
Iowa.....	148	151	148

Comparing the figures for Wisconsin and Iowa in Table X it appears that the actual increase in miles of road was the greater in Iowa. The largest actual gain in gross earnings was made in Iowa, but the net earnings and tons of freight carried are less than for the roads in Wisconsin. In the tons carried one mile, however, Iowa again leads. These are the essential

TABLE XII.

Showing for the Chicago & Northwestern Ry., in biennial periods, the number of miles, the average Gross Earnings, Expenses, and Net Earnings per mile in Wisconsin and Iowa.

Classification.	Wisconsin.		Iowa.	
	1889	1899	1890	1900
	1890	1900	1890	1900
Chicago & Northwestern Ry.:				
Miles, average	946	1,632	1,300	1,163
Capital, average per mile	\$38,476	\$37,559	\$41,124	\$45,369
Gross earnings, average per mile	6,231	7,953	6,186	8,048
Expenses:				
Maintenance way, per mile.....	818	1,006	823	939
Maintenance equipment, per mile.....	614	919	670	870
Conducting transportation, per mile.....	2,194	2,637	2,254	2,645
General expense, per mile	333	547	376	142
Taxes, per mile	281	273	178	180
Total expenses, per mile	4,220	5,187	4,246	4,776
Net earnings per mile	2,001	2,766	1,940	3,272
Gross earnings per ton mile—cents	0.00594	0.00855	0.0053	0.00732

TABLE XIII.

Showing for the C., M. & St. P. Ry., for two biennial periods in Wisconsin and Iowa, the average Gross Earnings, Expenses and Net Earnings per mile.

Classification.	Wisconsin.		Iowa.	
	1888	1899	1890	1899
	1890	1900	1891	1900
Chicago, Milwaukee & St. Paul Ry.:				
Miles	1,310	1,659	1,553	1,617
Capitalization, average per mile	\$38,502	\$24,807	\$23,977	\$32,771
Gross earnings, average per mile.....	5,311	7,619	4,755	6,024
Expenses:				
Maintenance way, average per mile.....	615	1,437	605	1,435
Maintenance equipment, average per mile.....	501	696	478	633
Cond. transportation, average per mile....	1,586	2,062	1,605	2,707
General expense, average per mile.....	282	288	304	154
Taxes, average per mile	197	296	131	142
Total expenses, average per mile.....	3,181	4,779	3,123	4,631
Net earnings	2,130	2,831	1,632	1,403
Gross earnings per T. mile—cents.....	0.0108	0.0109

Table XII presents the figures for the Chicago & Northwestern railroad. This road, according to its own statement, is capitalized at \$38,000 per mile in Wisconsin and \$45,000 per mile in Iowa. The cause of this difference in capitalization in the

elements in railroad traffic, and since these show an increase over Wisconsin, where rates are not regulated, it would appear that the railroad business in Iowa is thriving under a commission.

Table XI strengthens this belief. It shows that Iowa compared with Wisconsin has fully held its own in point of mileage.

In earnings, when considered on a relative basis, Iowa shows some falling off. This was to be expected. Indeed, if the earnings had not been deemed excessive and unreasonably large, there would have been no demand in Iowa for a regulation of the rates by law. It was to prevent unduly large earnings that the commission was created. Iowa's ton per mile or density of traffic is still heavier than Wisconsin, but relatively shows a downward tendency, although this can hardly be said to be true of the last ten years. On the whole, the railroads in Iowa compare quite favorably with those of Wisconsin, regardless of the lower rates. This is a rather telling argument in favor of a commission.

In 1878 the roads in Wisconsin earned net six per cent. on a valuation of \$26,600 per mile; in 1900 they earned net six per cent. on a valuation of \$41,900 per mile.

In 1878 the net earnings in Iowa equalled six per cent. on \$32,600 per mile, while in 1900 they earned six per cent. on a valuation of \$30,600 per mile.

This is a reasonable rate of profit on a fair valuation. The computations are made on the company's own figures of earnings, and no one familiar with their methods of reporting will believe that they have placed their earnings higher than the actual figures.

It is a fair question to ask whether there is anything in the conditions of this State that warrants the roads charging higher rates than in Iowa. Did it cost more to build the roads in Wisconsin, or does it cost more to operate them here than in Iowa? Tables XII and XIII are submitted as bearing upon those questions. These two tables deal with the capitalization, earnings and expenses per mile as reported for Wisconsin and Iowa respectively by the Northwestern and St. Paul roads.

two States does not appear. The figures indicate, however, that the cost of construction was not much lower in Iowa than in Wisconsin. This statement is also borne out by the expenses of operation in the two States. In Wisconsin the average annual expense per mile for 1889-90 was \$4,230. For 1899-1900 the yearly average was \$5,187. These figures are high. They include more than the actual cost of doing the business. This company is annually charging new improvements to the cost of operation. This has been the practice for years, and its effect is to keep the apparent net earnings lower than the actual figures.

For the Chicago, Milwaukee & St. Paul Railway, the corresponding figures are shown above in Table XIII. This company is capitalized at a lower figure than the Chicago & Northwestern. Its earnings in both States are also lower, but the expense of operation is about the same for both roads. This company also follows the practice of covering up earnings in operating expenses. Just how much is concealed in this way cannot be said without a closer analysis of their figures than it has been possible to make, but it often amounts to several hundred dollars per mile.

From the conditions generally and from the expenses of other roads it is not likely that the actual cost of maintenance in the two States exceeds \$800 per mile for way, \$500 per mile for equipment, while \$1,900 per mile will undoubtedly cover the cost of conducting transportation. Upon this basis the net earnings would be represented by a much higher figure than that reported by the companies. For the St. Paul road also the operating expenses in the two States seems to be about the same.

As a whole it is possible that the cost of construction in Wisconsin would be slightly greater than in Iowa. This difference, however, if any, would not be large enough to appear in the capitalization. As for the actual cost of constructing these roads, nothing can be said. There is no reliable data to be had concerning it. It would seem that care has been taken that none should be exhibited to the public. It is a safe assertion, however, that it could not have amounted to much more than half of the capitalization.

Whenever the subject of increasing the taxes of the railroad companies is up for consideration, or any proposition is pending to regulate transportation charges, as a final argument the companies declare that they will be compelled to reduce the number of employes and the pay of those continued in the service. It has, however, not been found necessary in the State of Iowa to cut down either the number of employes or the

wages of those in the service, although both were threatened prior to the passage of the rate bill. On the contrary, the impetus which railroad traffic received under the operation of the commissioner's schedule required more trainmen and railroad operatives throughout the whole system of that State.

The number of men employed and the wages paid are not reported for 1880, but I am able to furnish them for 1890 and 1900 for both Iowa and Wisconsin. They are quite conclusive upon this subject, and show that the wages were in no wise affected by the reduction of the freight rates to a reasonable basis, and that the increase in the number of men employed continued relatively greater than in Wisconsin, where transportation charges were so much higher. No portion of the many millions collected by the railroads in Wisconsin in excessive freight charges ever found its way into the pockets of the Wisconsin employes. Their wages have stood on the same level as the wages of the men employed on the railroads in Iowa. This is proven by the statistics submitted.

TABLE XIV.

Classification.	1890.	1900.	Increase for 1900.	Average annual increase.
Wisconsin:				
No. of Employees.....	16,488	24,618	8,130	813
Amt. paid as Wages and Salaries.....	\$7,939,225	\$14,383,078	\$1,466,853	\$144,655
Iowa:				
No. of Employees.....	24,351	37,696	13,345	1,335
Amt., Wages and Salaries..	\$16,218,181	\$21,363,320	\$5,145,136	\$514,514

I am confident that the information which is now placed before you will be quite enough to secure prompt action at this session of the Legislature for the relief of producers and consumers alike. It is to be expected that representatives of the railway companies will urge delay, but it is to be remembered that delay costs your constituents millions of dollars every year. It will be no answer to say to the merchants and manufacturers of your districts that they are to continue paying from 28 to 43 per cent. more than the manufacturers and merchants of Iowa pay to the same railroad companies under exactly the same conditions; it will be no answer to make to the farmers in Wisconsin to say that on grain and sheep and hogs and cattle they are to continue paying from 19 to 37 per cent. more than the farmers of Illinois pay for shipping the same products of their

farms over the same lines of roads equal distances to market; it will be no answer to say to the consumers of hard and soft coal throughout Wisconsin who are paying 25 to 33 per cent. more freight charges on their coal than the consumers in Illinois are paying for transporting their coal the same number of miles over the same lines of roads—that this whole subject has been deferred for two years more because the railroad companies want more time. For ten years at nearly every session of this Legislature bills have been introduced, figures have been presented, facts have been placed before the Legislature and action urged for the relief of our people so unjustly and unwarrantedly discriminated against by the railroad companies.

Let it be plainly understood that nothing more is asked than the creation of a railway commission having the authority to investigate this matter fully and to deal with absolute justice as between railroad companies and the people of the State. Members of this Legislature should not be misled. The people of this State will not be misled into any belief that there is the remotest possibility of doing harm to the railroad interests of this State, or of imposing upon them any injustice whatever, much less any hardship. The establishment of a railway commission clothed with all the power which this Legislature can invest cannot fix transportation charges at a rate so low that the railroad companies would be deprived of a reasonable profit upon all of the capital which they have invested for the courts would at once set aside any rate fixed by a railway commission upon a showing by the railroad companies that the rate is unjust.

Legislative action at this session can harm no interest, do injury to no company, prejudice no business. Delay and postponement inflict upon the business interests, the manufacturers, the merchants, the farmers, the consumers of this State, an injury which can never be repaired. The millions of dollars in excessive charges taken from the people of Wisconsin by the railroad companies before another session of the Legislature will never be returned to the pockets of the people of Wisconsin. If the legislation recommended proposed to fix maximum transportation charges by law, it might be urged with great force that the facts herewith presented, showing the relative charges in Iowa, Illinois, and this State, furnish ample reason for such action upon the part of this Legislature. But no such legislation is recommended or contemplated. That which is now recommended is the appointment of a commission to secure further facts, if more are needed, give the railroads ample opportunity to present their case, and then render a decision establishing reasonable rates which shall at all times be subject to review by the courts.

There is nothing in such a proposal from which any railroad company should shrink, unless its case is one which will not bear full investigation and a fair and just determination. If they are charging the people of Wisconsin a reasonable rate upon transportation, they would welcome the establishment of a commission to review the facts and make its findings in accordance therewith.

The same policy which has been pursued with respect to the establishment of a Tax Commission has controlled the companies in resisting any investigation and regulation of transportation charges in this State. Whenever a bill has been pending to create a railway commission with powers to investigate and ascertain the exact facts with respect to transportation rates, such legislation has encountered all of the opposition which the railroads could organize for its defeat. They have been able to bring to the Legislature to aid in the defeat of such legislation an imposing lobby of shippers who are secretly receiving rates more favorable than their competitors in business, or, at least, are led to believe they are. In this connection it should be noted that no shipper upon any secret agreement can ever be certain that the rate which he supposes is the most advantageous rate is not higher than the secret rate which may be given to his competitors in business. And the favored shippers who have appeared from time to time before legislative committees, and who are sure to be summoned here again at this session, would receive a lower rate in the form of a public open rate afforded by a railway commission, than that which they now get under cover of secrecy and in violation of law. The legislation here proposed would put all business upon an equal footing. It would put an end to most reprehensible and inexcusable forms of favoritism, a system which is absolutely without defense or justification. It violates not only the simplest and best understood common-law obligations, but it unsettles business calculations, is against business principles. It builds up one man's fortune on the ruins of another. It is without legal or moral support anywhere and is a menace to private and public prosperity. All this has been admitted by a high official of one of the leading railroads of Wisconsin, who has said with respect to the oppression and injustice of secret rebates:

"There is not an official of any of the great railways of prominence and weight who will attempt to deny that the railway service has been honeycombed with secret preferential rates. That, to use an old popular phrase, makes the rich man richer and the poor man poorer."

The discrimination shown in the comparison of transporta-

tion charges with the State of Iowa discloses but partially the wrongs suffered by the people of Wisconsin from this unrestricted power exercised by the railway corporations. That investigation will reveal as great differences between different sections of this State and different individual and business concerns, as exists between Iowa and Wisconsin, there is not the slightest reason to doubt. Railroad discriminations are of three kinds. Those which pertain to individual shippers, those which pertain to different products, and those which pertain to different places. It has been proven over and over again in court and through legislative and other committees of investigation that the most arbitrary and unjustifiable practices pertaining to discrimination as well as to excessive charges prevail on the part of these common carriers. Many cities are built up and made important as shipping and manufacturing centers solely through favoritism in transportation charges. Many lines of production are given extraordinary advantages over others in the matter of rates. These differences are not based upon any natural law, but, as a rule, arise from the greater readiness with which producers can effect organization for securing favorable concessions from the railroads. Such advantages in rates are more easily within the reach of some than of other manufacturers, and are never secured upon agricultural products.

The same indefensible rule controls with respect to discriminations in favor of individuals. There are in Wisconsin today, as in every State in the union where the railroad companies are free to fix rates at will, large numbers of individual shippers and favored companies who secure special rates and thereby build up great fortunes at the expense and upon the failures of other rivals and competitors in business. No more potent cause exists today in the upbuilding of trusts and combinations than the tendency to centralize business in the hands of a few through favoritism bestowed by the railroads. These special concessions and rates to shippers do not appear in the freight bills, but are directly made through a system of rebates. The effect of this is well stated by a writer of high authority, himself a railroad president. I quote as follows:

"The city in whose favor discrimination is practiced becomes the 'big fish' and at once begins the process of 'swallowing' the trade and population of its unfortunate neighboring cities; and the individual tradesman who receives rebates quick cities; and the individual tradesman who receives rebates quickly devours those who do not. * * *

"To judge correctly of the effective discriminations requires the possession of certain commercial information. For example,

it should be known that when corn is worth twenty-five cents per bushel in the Chicago market, at the railway station west of the Missouri river it would be worth from twelve to fifteen cents, the difference between its value in the far west and in Chicago being made up of cost of transportation, the expense of buying and selling, and a profit for the middle man. A clean profit over all expenses of one half of a cent per bushel is a satisfactory profit to the middle man, and a guaranteed rate of transportation of even so small a sum as one quarter of a cent per bushel less than any other middle man can get, will give the man possessing it a monopoly of the business of handling corn in the district covered by the guarantee.

"So in the coal trade fifteen cents per ton is a satisfactory miner's profit, and a permanently guaranteed discrimination in his favor in rates of five cents per ton, would be sufficient in the hands of a competent man to create a monopoly and drive all other miners out of business.

"A like profit from the same source of five cents per barrel of flour would pay the shareholders in one of the great milling corporations at Minneapolis satisfactory dividends, and give it a monopoly if it cared to increase its plant sufficiently."

In these days of enormous business transactions the fraction of a per cent. is a sufficient advantage to create a monopoly. It matters not whether the per cent. be secured through freight discrimination or otherwise, the result is the same, and will continue to obtain so long as secret rebates are permitted.

As stated to the Senate and House of Representatives in the report of the Inter-State Commerce Commission for 1901, respecting the effect of secret rebates to the few large packing houses handling the meat products of the country:

"The effect is, however, to give these large packers an enormous advantage of their smaller competitors who are located at other intermediate points. Already these competitors have in the main ceased to exist. We find in these disclosures a pregnant illustration of the manner in which secret concessions are tending to build up great trusts and monopolies at the expense of the small independent operator."

The remedy for this evil cannot be found in State legislation alone, nor in independent congressional legislation, but it will come with that enlargement of the powers of the Inter-State Commerce Commission which will secure to them authority to regulate transportation rates with respect to inter-state commerce and the establishment of State commissions likewise empowered to regulate transportation charges with respect to State commerce.

The duty which confronts this Legislature respecting this phase of railroad legislation is two-fold: First, to enact a law creating a State railway commission with full authority to act in the premises, and second, to so advise the representatives of Wisconsin in the United States Senate and House of Representatives by memorial, and in such other way as may tend to impress them with this importance, that the business interests of Wisconsin demand that the oft-repeated appeal of the Inter-State Commerce Commission, supported as it has been by the messages of the President, for authority to regulate rates and prevent discriminations should be promptly given to the Inter-State Commerce Commission.

Upon the necessity of the establishment of a commission to protect the shippings interests of Wisconsin, there would seem to be no need of argument. The rates in themselves make the demand stronger than any form of words can express it. It must come, and it ought to be the care of those charged with the responsibility of making the law, that Wisconsin should not be compelled to travel over the same ground, by the same devious and circuitous route which the resisting railroad companies have compelled other States to take. We should in this, as in all other matters, secure the benefits and advantages accruing from the ripe experience of other States and step out abreast of those enjoying benefits derived from many years of experience. And if in any respect it is possible for us to improve upon the legislation of any State by combining the best factors, or improving upon the systems of all, it is our duty so to do.

By providing that the Commissioner of Railroads elected under the existing law shall be a member of a State Commission, and that at the expiration of his present term of office the elective member of the commission shall be elected for a term of six years, and by further providing that the two remaining members of the board shall be appointive officers, appointed by the Executive, subject to confirmation by the Senate, the terms of the two appointed commissioners to expire in two and four years respectively, and thereafter that their successors shall be appointed for terms of six years each, would give to the State a commission to fix rates, combining the elective and appointive features, in support of which the strongest reasons can be urged.

It would scarcely be possible for the law-making power of the State under a representative form of government to be more strongly obligated than is the law-making power of Wisconsin to write upon the statute books at this session of the Legislature the necessary laws to secure the payment of taxes in full due

from the railroad corporations of this State. The railroad companies have by their own opposition made legislation for the establishment of a commission to regulate transportation rates a necessary concomitant of tax legislation, and added to this, investigation of existing transportation charges in Wisconsin have disclosed conditions making the appointment of a commission to regulate railroad rates an imperative necessity in the interests of the whole Commonwealth. That these conditions have existed, as it cannot be doubted that they have, throughout many years but strengthens and makes more irresistible the demands for prompt action in accordance with the dictates of absolute justice and fair dealing as between these corporations and the people. It is not a case where some fat-witted genius may find a happy medium. It stands side by side with the people's cause for equal and just taxation, out in the open, clear as the sun at noon-day.

For many years with each recurring legislative session it has been the comforting assurance conveyed to the people of this Commonwealth that the relations existing between the people and the railroads were "pleasant" and "harmonious." It would indeed have been cause for congratulation had it been a fact that those relations were grounded upon conditions that were just to the people and the railroads alike. But if the people of Wisconsin are to pay a million dollars of railroad taxes annually in order to maintain pleasant relations with these companies, and if they are also to pay many millions of dollars a year in transportation charges more than other States pay for like service for the continuation of harmonious conditions agreeable to the railways, then it is high time that the people of Wisconsin see to it that instead of "pleasant" and "harmonious" relations of that character, there should be established sound business relations based upon business principles of exact justice to public-service corporations and the citizens as well.

We know from the experience in other States, we have learned the lesson in a way to remember here in Wisconsin, that these measures cannot be secured without encountering the most vigorous opposition from the railroad interests. It may be quite as well for us to be admonished at this time that opposition to the establishment of a commission to regulate transportation rates will not be limited to the corporation and their lobby agents before the Legislature. They will be able to summon to their support every shipper in Wisconsin who is, or who thinks he is, at this time receiving some special favor or concession from the railroads, or who has, or thinks he has, assurance which will give him exceptional rates and advantages over his rivals and

competitors in business for the future. The shippers will be able through organized effort to make their influence felt as a commanding one, but it is well for us to remember that we stand here representing the interests of all the people of Wisconsin, the thousands of merchants and manufacturers who are not receiving special rates and concessions, and the hundreds of thousands of producers and small shippers who are being grossly wronged in the millions of dollars exacted from them in excessive and exorbitant transportation charges, year after year. They are entitled to an equal chance with the merchants and manufacturers and farmers of adjoining States. I submit that it is our duty to secure this for them and to secure it now.

NOMINATIONS BY DIRECT VOTE OF THE PEOPLE.

Every established practice and custom which tends to impair in any degree the citizen's right of suffrage subverts the principles of representative government and undermines the foundations of democracy. Scarcely a score of years has passed since the sacredness of the ballot was made a prominent issue in national campaigns, and, doubtless as a result, there followed much of the legislation which effectively guards the casting and counting of the ballot in the general elections.

It is a plain proposition that the right of suffrage is much broader and more comprehensive than the mere physical act of casting the ballot without interference, and having it returned, as cast, without fraud. All of the guarantees of the Constitution, all of the acts of legislation, are designed to secure and record the will of the citizen; to make it certain that, untrammelled and uninterrupted, the influence of his judgment may be felt in matters pertaining to government. If this be the real substance of the right of suffrage, then it becomes an equally sacred obligation on the part of the law-making power to so safeguard every step and proceeding which constitutes any element of the right of suffrage that the citizen shall be protected with respect to it.

When the voter enters the election booth to exercise that right he finds prepared for him an official ballot upon which is printed the candidates of each party for the offices to be filled at that election. This is the first point at which the citizen comes in contact with the perfect system of laws governing general elections. From the moment he enters the booth until the ballot which he casts therein is counted and returned, he can find no cause for complaint.

But there are important proceedings, vitally essential to the

right of suffrage, which are foundational, not only to manhood suffrage, but to the whole structure of government itself. What transpires back of the moment when the voter receives his official ballot must be as strongly fortified and as sacredly guarded as that which follows in the consummation of this right after he receives the official ballot. In other words, the act of suffrage consists not only in the voting and counting of the ballot, but in every step and every proceeding which is in any way connected with or involved in the preparation of that ballot before it comes to the hand of the voter.

If by bad practices and bad laws all the proceedings which control in the making of the ballot to be voted are taken out of the hands of the voter, his right of suffrage is not only impaired, but he has been deprived of it. The voting of a ticket at the general election in the making of which he has had no voice, robs him of his voice in the election. He has simply been an instrument in the hands of those who prepared the ballot, in casting which he records not his will, but their will.

The preparation of the ballot and the placing thereon of the names of the candidates of the respective parties, is, therefore, not a matter of secondary, but a matter of primary importance to the exercise of the right of suffrage. It is a matter of supreme importance to the establishment of good government and to the protection of the basic principles of democracy.

The right of suffrage then may be divided into two separate and distinct transactions, each necessary as a complement to the other.

First, all of the proceedings, acts, and measures necessary to insure to each citizen the right to vote directly, under the sanction of a law which shall protect him from interference, in the selection of the men as the candidates of his party to be voted for at the general election.

Second, all of the proceedings so well provided for at the present time by statutes governing the general elections.

The first step in suffrage is exercised in the selection or nomination of the candidates of each party. The second step in suffrage is exercised in the election of the candidate to office. Any interference with the citizen in the exercise of his prerogative in either case is equally destructive to his right of suffrage.

It is no longer open to dispute that the nomination of candidates for office has in a very large measure passed out of the hands of the citizen. For many years it has been popular with certain theoretical writers upon the subject to place the responsibility for this entirely upon the citizen himself, and to charge him with dereliction of duty and want of interest in public

affairs, absorption in business interests and pursuit of fortune being assigned as primary causes of neglect of these elementary duties of citizenship. But it is fair to say that the citizen always has manifested the same willingness to participate in the affairs of government, to perform his duties in the elections, to serve in the rank and file of his party in the campaigns, that he has to defend his country in the field when the sterner duties of war summoned him in its defense. A close study of the history of caucuses and conventions will convince any unbiased mind, in search for truth, that the voter has been gradually eliminated as a factor, after long, patient trial, because the delegate system has utterly failed to represent him or to reflect his opinion in its results.

Through the succession of generations human nature is the same, and when De Tocqueville declared that "the most powerful, and perhaps the only, means of interesting men in the welfare of the country is to make them partakers in the government," he uttered a truth which applies quite as forcibly to the primary step in suffrage, as to the secondary step in suffrage,—to the nomination of candidates as to their election after nomination. And the interest and influence of the voter can be as well and as certainly secured in the one as in the other, if the same means are taken to guarantee to him the same certainty of result respecting the one as the other.

No man enjoys being made a puppet of, and to rally to the caucus only to have his effort defeated by a well organized and well disciplined minority, or, if delegates are chosen who seem to reflect the will of the majority in the caucus, to discover later that through the complicated system of delegating and re-delegating their authority, the nominations finally made are the result of the dickers and deals and combinations and commercial transactions which rule modern conventions. It would be strange, indeed, if the citizen should continue to be interested in the proceedings of a system productive of such results. Abolish the laws which now make elections an honest reflection of the will of the voter and introduce the same elements of uncertainty and fraud which are an inherent part of nominations through convention delegates, and the interest of the citizen in the general election would fail as certainly as it has failed in the preliminary.

It is not enough to say that the voter has his opportunity to attend upon the caucus and express his choice as to delegates. This is to offer the form of the thing for the substance. If the voter, time after time, casts his ballot and elects the delegates of his choice only to discover in the end that he has been in

some way betrayed, and the decision of the majority in fact reversed, it is inevitable that he should as a serious-minded citizen refuse further to participate in the farcical proceedings. It is this that has driven the majority of the voters from the caucus until it is only in times of profound public concern and intense public feeling that even a respectable minority of the voters are represented in the caucus and convention system. The largest attendance upon caucuses in the history of political contests in Wisconsin resulted in polling less than forty per cent. of those entitled to vote, and in many counties as much as ninety per cent. of the party vote failed to appear in the returns.

Public interests are certain to fare badly when there exist conditions, either as the result of legislation or for want of it, which eliminates from participation in government a majority of the citizens in a democracy. The evil consequences sure to follow from such a situation are two-fold, in the effect upon the citizen, and the effect upon the public official.

If the caucus and convention system operates to exclude a majority of the voters from taking part in making the nomination it abridges the right of suffrage, it weakens the voter's interest and affection for the State, it instills apprehension and suspicion with respect to that government which the citizen comes more and more to feel is not his government, and deprives the State of that loyalty and devotion which is nourished in unification of interests born out of the largest measure of direct personal participation possible in a representative democracy. This is but another way of saying that the basic principle of democracy is personal responsibility; that there can be no personal responsibility unless the voters are "partakers in the government."

Compelling the citizen to hand his sovereign right, to vote directly for the candidates of his choice, over to some caucus delegate, to be turned over to some convention delegate to barter for something for himself, impairs the voter's right of suffrage, and its evil effects in representative government are more strikingly manifest in the actions of the public official than of the private citizen.

The official well understands that his nomination through convention delegates invariably is secured without the consent of a majority of the voters of his party, or, indeed, without the consent of even a fair minority of his party. He well knows the value of the powerful influence of public-service corporations through the caucus and convention, and this knowledge bears strongly upon his official action. He reasons that under ordinary circumstances the unlimited use of money, the support

of purchasable newspapers, the maintenance of perfect organization, all attainable through the vast resources of such corporations, will, under ordinary circumstances, enable him to succeed in politics.

No man can have witnessed the protracted struggle in this State to secure legislation equalizing the burdens of taxation, no man can have witnessed the defeat of bills increasing the taxation of the railroads to more nearly their justly proportionate share, and escape the conviction that the present method of selecting candidates for office is radically defective. It cannot be seriously doubted that under a system of nominations by direct vote of the people, their influence upon the official could not fail to be very much more pronounced and direct. He would well understand that in order to secure their approval and support to continue him in public life, he must win that approval upon the merit of his record in their service. He would know that every vote cast, every act as a representative in aid of measures or opposed to measures affecting the public interest, would be canvassed and reviewed when he came to seek re-nomination; hence, his record as a public official would be made day by day with that sense of personal responsibility, arising from a knowledge of direct and certain accountability to the people, pointing the way he should go.

This is the one thing needful in a republican form of government, and the one thing which cannot be dispensed with in any of the affairs of life where one man performs services for another. No trust would be safe, unless the trustee knew that he would be required to render an account of his stewardship to one having authority to terminate it. In no other trust positions are the opportunities for evading responsibility so many or the temptations for betrayal so great and the likelihood of confusing and befogging the issue so favorable as in the public service. Hence it is imperative that the trustee be required to account directly to those whom he represents in the discharge of his trust.

This is the fatal defect in the caucus and convention system of selecting candidates to be elected to office. Even if men chosen as delegates in the caucuses and conventions were never guilty of a wilful and corrupt betrayal of trust, if bargains and deals and bribery could be eliminated, nevertheless the entire plan should be abolished because it removes the nomination too far from the voter, the trustee too far from him for whom he bears the trust, the agent too far from the principal. Every transfer of delegated power weakens authority and diminishes responsibility until the candidate nominated represents

nothing that the voter wanted, feels under no obligation to the voter for his nomination, nor is he directly accountable to him for his acts as a public official.

The momentous importance of discarding the delegate system and securing the personal responsibility of the official to the citizen is rapidly coming to be accepted through the country. Already legislation recognizing the principle of nominating by direct vote of the people has been applied in making nominations in a dozen different States, while the Legislatures of twenty-two others have taken hold of the subject in an earnest way within the last two years. The demand for direct nominations was recognized in the platforms of both political parties in several States in the recent campaign, and the progressive movement is commanding strong support throughout the country.

To secure a more direct expression of the will of the people in all things pertaining to the people's government is the dominating thought in American politics today. The citizen will no longer surrender to delegate, agent, or substitute, any political control which he may properly exercise for himself. He understands that in some matters pertaining to government he must be represented by a public servant. The citizen is resolved to participate directly wherever he can, and in all matters where he must be represented by another, to bring that representative as near to him as possible. The fundamental principle upon which this government was established can no longer be subverted. No more striking manifestation of this could be found than in the current volume of the Congressional Record. For the first time in history the House of Representatives passed, without one dissenting vote, and sent to the Senate a resolution for the election of United States Senators by direct vote. The spirit of democracy is abroad in the land. Government is to be brought back to the people.

The nomination of all candidates by direct vote under the Australian ballot should appeal to the patriotism of all legislators and lift them above partisan and personal prejudice, in a united effort to give the people of Wisconsin a system of electing public officials truly representative of public interests: in restoring to the people in full measure this principle of pure democratic government. This is required particularly of republicans, by every obligation which can be made binding upon the honor of the representatives of any political party in the public service.

Since the adoption of the Federal Constitution, government in this country has been through the agency of some political party. Political parties are not organized or maintained upon

the personality or strength of individuals, but around certain deep-seated ideas which lay hold of the convictions of men. These ideas when formulated and proclaimed become the party's declaration of principles, its promise to perform. This declaration of principles, this promise to perform, is of the highest importance to each citizen. When so proclaimed it enables him to determine his party affiliation. He well understands that one political party or another will control government, will make and administer the laws. Hence, he gives his support to that party which promises to do the specific things that he regards of the highest importance to the State and to the welfare of every citizen. The party promise, therefore, is a covenant with the voter upon which he has staked his faith and his interests. He has given his support, he has invested the party with his authority, he has made it possible for the party to control in government. Upon its promise and his support the party has become the custodian of his political rights as a citizen, of his property right as a man.

But the party obligation goes still further. The obligation of the party is made the more binding because it has sought out the citizen, urged acceptance of its pledges, pressed them upon his consideration, proclaimed again and again its purpose to keep them in letter and spirit. It has made the citizen its solicitor and secured his good offices to repeat its promises, proclaim its principles, and enlist in its ranks his neighbors and friends. Having received his vote, his influence, his devotion, the party is bound to keep its pledged word. This is its title to confidence. This measures its value as a power for good in representative government.

The party itself will not fail. Men in masses are not drawn together in support of principles which endure the strain of protracted contest without fixed convictions. The party is the aggregation of citizens bound together by an agreement of opinion respecting the declared principles of the party. They are for maintaining the principles and keeping faith with one another. Fixed convictions are the foundations of good faith. The party honor is safe with the party. It will not betray itself.

But the party must select men as its medium of expression in government from the members of its organization and make them public officials to execute the will of the majority. Upon the public official then there falls the full weight of this double obligation. He represents the individual citizen in person. He is the custodian of the party honor. He cannot play fast and loose with clearly understood personal and party obligations and

maintain a semblance of official integrity. He has no more moral right to quibble and evade, to say that he will perform a part and repudiate some of the specific promises of the party, than he would have to use in part trust funds committed to his keeping. If this be counted too exact a standard of public duty today, be sure that it will not be so regarded tomorrow. The citizen is being rapidly schooled by experience throughout the entire country, and is fast acquiring definite ideas of the right relation of the political party to government, of the citizen to his political party, and the duty of the public official to the citizen, to his party, and to the State.

If government in Wisconsin is representative, then the people of the State have pointed the way for us with reference to the enactment of a law for the nomination of all candidates by direct vote, as well as the enactment of law that shall equalize the burdens of taxation. No question has been more thoroughly presented and more intelligently passed upon in any form of government. For years it had been discussed from the platform and in the press of the State until it became thoroughly well understood in every community and every household. It was made the subject of emphatic declarations in the platforms of both parties in this State as early as 1898, the Democratic convention declaring in unequivocal terms for the nomination of all candidates by direct vote; the Republican convention declaring for legislation which should give the citizen a more direct expression of his will in the nomination of candidates for office.

Not a vote, however, was cast in the Legislature of 1899 for the enactment of a law giving the people the opportunity to select their candidates by direct vote.

The discussion of this subject, so deeply interesting to the voters of Wisconsin, continued, and the convention of the majority party in 1900 unanimously adopted a platform declaring for the nomination of all candidates by direct vote upon the same day under the Australian ballot. Professing a want of confidence in the reliability of the declarations made in a convention, expressing doubt whether such a declaration registered the actual will of the voters represented in the convention, fearful lest the demand as recorded was in fact only a recommendation, and the recommendation in truth the result of misunderstanding, it was deemed justifiable to refer the entire subject again to the people of the State and once more ask them to proclaim their will.

Since then every phase of the question has been under consideration, every objection has been urged with all the force and insistence which perfect organization and unlimited resource

could furnish through newspapers, pamphlets, letters, and personal appeals, and yet the voters of the majority party, speaking their will through the only medium provided, declared by platform resolutions their demand for the nomination of all their candidates by direct vote, and ratified that demand by overwhelming majorities in the late election. Imperfect though the caucus and convention be as a medium for registering the wishes of the voter, we come to the determination of this question with no opportunity to put aside the responsibility placed upon us by the unmistakable commands of those who have commissioned us to represent them in public office. Upon every phase of the question concerning which the people have spoken, if we recognize the principle upon which our government is founded, we have no discretion. With respect to every question not passed upon by the people we are authorized to exercise our best judgment in representing their interests. But when it has been proclaimed and proclaimed again, so that there can be no possibility of doubt respecting their desire, to ignore it, or to refuse to execute the expressed will of the majority legally recorded, is to violate and trample under foot every principle of government which makes the perpetuity of representative democracy at all possible.

I submit, therefore, that it is not for us to determine what shall be the scope of a law to nominate candidates by direct vote. This has been settled by the people of Wisconsin, to whom the matter has been referred and referred again. They have determined that "all candidates for State, Legislative, Congressional, and County officers shall be nominated at a primary election upon the same day by direct vote under the Australian ballot."

The voters of Wisconsin are an intelligent, thoughtful body of men. They are entirely capable of passing upon the question and deciding for themselves whether they desire the nomination of all or only a part of their candidates by direct vote without the intervention or interference of any delegates or conventions. They understand that if there is any reason for their taking charge of the nomination of their own candidates for office, that those reasons apply equally well to their taking charge of the nomination of all their candidates for office. They understand that this is particularly true of those candidates which have to do with the making of the laws and with the execution and administration of those laws when made. They realize that under our system the point where government fails is always the point of attack where interests are conflicting.

The overbalancing control which the public-service corporation is exerting in government to-day does not affect in any

marked degree the performance of official duty on the part of county officers. And it will reform no abuse in legislation, insure no better execution of the laws by those charged with their execution and administration, to provide for the nomination of county officers by direct vote; but the influence and power of such corporations is dangerously manifest in the making and execution of the laws, and in the defeat of legislation affecting the interests of the State and the individual citizen as well.

Out of these existing and well recognized conditions has grown the conviction, gaining in strength year by year with the people of Wisconsin, that the nominations of Senators and Assemblymen, of State officers and Members of Congress, by direct vote will insure a government where the interests of the corporations and the citizens will stand upon a footing of absolute equality.

If in the face of the demand which has come from the people of this State again and again for a law that shall provide for the nomination of all candidates by direct vote, there is to be opposition, it will come from these great corporate interests. Whatever form it may take, in whatever guise it comes, whatever strength it may manifest, behind it will be the public-service corporations of this State. Realizing that the time is past when this legislation can be wholly defeated, their effort may be directed to limit, in so far as may be, the application and scope of the legislation, impair the efficiency of the law as passed, and preserve as much of the present system of making nominations through delegates as possible. Their interests are best subserved through the caucus and convention, and it has become an important function of their political departments to control nominations through caucus and convention delegates, thus securing men who will when elected serve them without question. Hence, effort may be made to carry some portion of the present bad nominating system past the present session of the Legislature in the hope that so much of it as survives this biennial term may be indefinitely perpetuated in the State.

The suggestion of such a proposition to a Legislature, under such specific instructions respecting a measure, serves to illustrate how lightly those who make it regard the obligation of the public official, when nominated by caucus and convention delegates, with respect to the wishes of his constituents, or the promises upon which he was elected to serve them. If such an attempt were to succeed, it could only intensify the feeling and strengthen the purpose of the people of this commonwealth to sweep from the statutes the last vestige of caucus and convention legislation through which men can secure office only to re-

nudiate their political obligations and betray those who trusted them.

If such a course should be urged upon this Legislature, it will be for some measure that will leave the Executive office of the State where it may be within possible control of selfish private interests through the delegate system of making nominations. The other State officers doubtless would be joined with the Executive in such a proposition, but it would be merely as a make-weight. Whatever the purpose assigned, domination in the Executive office would be the real underlying object. Legislation recently enacted in this State, and questions of great public moment already pending, vastly increase the powers and responsibilities of the Executive. This office will be the point of vantage in settling many of the important questions of taxation and the regulation of railroad rates during the next few years in Wisconsin. Through the Executive office appointments upon the Tax Commission will be made from time to time, as terms expire and vacancies occur. With the creation of a State Board of Assessment to fix the value of the property of railroads and other public-service corporations, the selection of its members will be made through the Executive office, in whole or in part. Through this office will be appointed, in part at least, members of that supremely important commission to regulate transportation rates upon the railroads of Wisconsin, which, I trust, the Legislature will provide for before it adjourns.

It becomes at once apparent, therefore, that the office of Governor is one in the filling of which special interests, and especially the railroads, will more and more desire to exercise an influence as the years go by. How effectually they can, in any ordinary contest for the gubernatorial nomination, accomplish this, through the manipulation of convention delegates, when they have many million dollars annually at stake, requires no argument to maintain. How utterly impossible for them to dictate nominations when made by direct vote of all the people under the Australian ballot is demonstrated in the utter failure to control elections by the use of money since the adoption of the Australian ballot system of voting.

It thus becomes manifest that the Executive should be nominated by direct vote of the people. To limit the application of the primary election law to the nomination of members of the Legislature would be to furnish the people a lopsided and unbalanced system. It would nearly always be possible for the Executive, nominated by a system independent of the will of the voters, to stop in the Executive office any measure enacted by the representatives of the people. And it may as well be

understood now that the question of taxation and the question of the regulation of transportation rates, involving, as it does, the maintenance of commissions appointed by the Executive, entrusted with all the power under the law; that to place the office of Governor, through a nominating system, where corporate wealth and power may turn the balance, would jeopardize or set at naught the will of the majority on every question and on every issue.

To enact the will of the people into statutory law requires the majority action of Senate and Assembly and the approval of the Governor. What, then, will it avail if in order to insure better government for the people they are accorded direct control of the selection of their candidates in the Legislature by direct vote for their nomination, and are compelled to leave the nomination of the Chief Executive of the State to a system in which the influence of the public-service corporation is known to be most potent?

The same principle should be applied in Congressional nominations. Members of Congress directly represent the people upon questions of supreme interest to them. The people should have the right to vote directly for or against them in making nominations. Upon trusts, tariff revision, a thorough regulation of inter-state commerce by the Inter-State Commerce Commission, and many other questions, the public judgment throughout the country is taking very definite form. Under a system of direct nominations, including Members of Congress, national legislation in the popular branch of Congress will more nearly reflect the enlightened judgment of the citizenship of this country.

These observations respecting the offices to be embraced in a primary election law are submitted as sufficient in reason for the complete and thorough-going measure which it is assumed by the people of our commonwealth you will enact in good faith. They are submitted more particularly in anticipation of efforts that will be made by the representatives of the public-service corporations again to defeat such legislation, or, failing in that, to except from its provisions such officials as shall in the end cause its purposes wholly to miscarry. Opposition to legislation takes many forms. When defeated upon the main proposition, it is almost certain to attempt to destroy the practical application of the principle, or to narrow its limitations, discredit its operation, and insure its repeal as a failure. But the representatives of any interests who would subvert the sovereign and expressed will of the people of this State for the nomination of all candidates by direct vote must wholly fail. However vigorous and

sincere has been the opposition of members of the Legislature heretofore, it is one of the leading attributes of American character, as well as one of the fundamental principles of American institutions, to accept the will of the majority when fairly and plainly expressed.

Out of the experience of the last two years there has come to all men higher ideals in public life, more clearly defined official obligation, and the promise of a better public service. Nothing of official dignity has been lost. The representative, concerning all matters upon which the citizen has not acted and the party has not definitely instructed him, will exercise his independent judgment in the discharge of his public duty. But he will show an increased regard for the will of the people and for the pledges of his party that shall invest his office with added respect and increased honor. So, too, shall political parties be strengthened in the confidence of the people and protect and fortify the principles of representative government.

The scope of a primary election law having been determined by the people, it becomes one of the most important duties which will devolve upon the Legislature so to formulate the promised measure as to carry out in letter and spirit the expressed will of those who have chosen you to represent them. This I am confident you will perform in the utmost good faith, with a determination to place upon the statutes the best law for the nomination of all candidates by direct vote which it is possible to write.

Whatever may have been the attitude of any member respecting this legislation, whatever misgivings he may have entertained touching the wisdom of the substitution of the direct system of making nominations for the delegate method, he may now feel that he is relieved from all responsibility upon that question. This proposed legislation comes to you from the hands of the people, the sovereign authority of this Commonwealth, after repeated adoption, approval, and ratification, with all the sanction in effect which a specific referendum could carry with it.

We are therefore in a fortunate position with respect to all past differences of opinion upon this subject, and can now join in discharging the solemn obligations of a public trust more clearly defined than ever before in the legislative history of this State. We can unite in an effort to give the people of Wisconsin the most perfect statute which can be framed in accordance with the instructions received from them.

COMBINATIONS IN RESTRAINT OF TRADE.

The growth in number as well as in magnitude of combinations to enhance profits through creation of monopoly, or by restraint of legitimate trade, has become recognized throughout the country as one of the chief dangers to the rights of the individual, as well as a constant menace to the general prosperity of the Commonwealth. Conditions originating in the strike by anthracite coal miners and plainly maintained by combinations which control coal mine owners, transportation companies, and coal dealers, merely emphasize and make apparent to every mind the necessity of a remedy for these evils. That the right to control organizations and powers of its own creation is inherent to government admits of no question. How to exercise this right without the adoption of revolutionary methods and a disregard of rights of individuals and property heretofore considered sacred and protected by constitutional law, is the question pressing for answer. To assume that a remedy cannot be provided in legal form and manner is to admit the failure of government in its most important functions. To assert that laws have been framed adequate fully to meet the emergency, either by National or State legislation, is to assail the most apparent indisputable facts with sheer presumption.

Yet much has been accomplished to limit the encroachment by these great combinations of capital and power, through both Federal and State laws, without injury to any legitimate enterprise or interest. Without doubt much more will be accomplished as the subtle methods and influences employed become more generally and better understood, and united intelligent efforts are applied to the correction of the abuses practiced. Meanwhile, there can be no difference of opinion among honest men respecting the duty of legislators and public officials to enlist every power and to exercise every right under the Constitution to secure the largest possible measure of relief from the dangers presented and threatened.

The so-called anti-trust law of Wisconsin is an act without force or effect under existing conditions. It applies only to corporations organized in Wisconsin. There are no trusts of the first class native to this State. Yet few States perhaps suffer more directly through the influences of these artificial monopolies of trade than our own. The State law gives us absolutely no protection against corporations organized outside the State, yet depending for their profits upon tribute exacted from the people of this and other States by disregard or abuse of the common rights of our citizens under the common law.

In my judgment the coal famine now existing throughout this State presents a subject calling for prompt legislative inquiry with full exercise of the large powers granted to legislative committees. Such inquiry should be conducted with a view to ascertaining what, if any, combinations within this State, or agencies of combinations organized outside the State, compel thousands of our citizens to suffer from lack of fuel, which is furnished in abundance to other citizens although at prices unreasonable and unwarranted under natural trade conditions, even after making full allowance for necessary shortage in coal on account of the miners' strike last year. If the citizens of this State are being victimized, by conspiracies of men within as well as without the State, I believe that the powers of the State are ample to enact and enforce laws to prevent repetition of the offenses in future, even if those who are guilty cannot be punished under existing laws for present wrongdoing.

I renew the recommendation made to the Legislature two years ago for an entire revision of the laws relating to this subject, and the enactment of such laws as shall promise most efficient remedy for the existing evils without hampering legitimate individual enterprise, or taking from capital reasonable returns to which it is fairly entitled when invested in business. In consideration of the experience and examples afforded by legislation on this subject in other States, I desire to emphasize for your attention the importance of providing most specifically the form and manner for enforcement of such laws as you may enact for the prevention of illegal combinations within the State, to restrain the operations in this State by such combinations organized elsewhere, and for the punishment of violators of such laws. An examination of legislation of this character in the several States affords evidence that prohibitory laws are most abundant, but that the most of them are found lacking and inefficient through failure to provide means for their enforcement, or to prescribe suitable penalties for their violation.

EDUCATION.

Two years ago the attention of the Legislature was urged to consideration of the pressing need of reorganization of the work of district schools. It cannot be complained that the State has been negligent in the matter of financial aid to the common schools, but the official statistics of school attendance reveal the necessity of something more than money expenditure if the district school is to retain a degree of usefulness at all commensurate with its cost. Figures taken from the reports in the de-

partment of the State Superintendent show that during the last six years with a steady, almost uniform, increase in the number of persons of school age in the State, there has been in the same period an equally steady decrease in the percentage or proportionate number of such persons enrolled in the public schools, without corresponding increase in the number of persons of school age attending private schools. The same statistics show that nearly one-half of the total number were enrolled in the country, village and small city schools, while the average daily attendance approximates less than sixty per cent. of the enrollment. The attendance in many of the villages and small cities is comparatively high, and the inevitable conclusion is that the average daily attendance in the country schools is probably not more than fifty per cent. of the total enrollment. The teaching force, accommodations, and equipment provided, were ample for a full attendance every day. Wholly disregarding the evil effect of such absences upon teachers and fellow pupils in a progressive school, the mere financial loss is worthy your most careful consideration. When approximately four million dollars is expended for school purposes throughout the State, outside the cities under city superintendents, a clear waste of nearly forty per cent. of that expenditure through absence of pupils, who by right and by law should be in school, is not a matter to be neglected. It is pointed out by educators that this sum would much more than provide for comfortable transportation of all children in country districts to well built, well graded and well taught central schools. The Legislature of 1901 enacted a law to provide for transportation of pupils in rural districts, and I commend to your attention the need of effort to improve these laws and make them more effective in promoting the excellent work for which they were originally designed. The certain result will be larger attendance at the common schools with less expense to the Commonwealth.

This is a practical age. The demand is for the things most needful. Make the training in the district school of so great practical value that it will enforce itself. Teach some things that will have daily application to the life upon the farm. Add elementary training in agriculture and domestic science. Compel the teaching of these practical, valuable branches and you will have a self-enforcing compulsory law respecting attendance. This suggestion was made in the message two years ago. It is urged at this time upon your favorable consideration.

There are now six county training schools for teachers supported in part by the State, doing excellent work in better qualifying teachers for country schools. It is suggested that pro-

vision may be wisely made for at least four more such schools. In pursuance of an act passed two years ago, two county agricultural schools have been established and their work is highly approved by those most competent to judge of its character. The cost of each of these schools to the State is limited to one-half of the total expenditure and in no case can exceed \$1,250. The material benefits to be derived from practical education in agriculture by those who will engage in agricultural pursuits, and who, as a rule, will have neither means nor time in later years for higher education in this branch of knowledge, needs not to be estimated to be appreciated.

The State Normal Schools.

From the biennial report of the Board of Regents you will be able to obtain a comprehensive understanding of the more urgent needs for the maintenance and betterment of this important branch of educational work as ascertained by those having supervision of its conduct in detail.

Naturally some additional appropriations will be asked to keep these schools in line with progressive development. There is no dissenting opinion respecting the permanent value to the schools of the State from the work of the Normal Schools. Within recent years the courses of study have resulted in a nearly uniform system of teaching, and all are equal in rank, in the estimation of educators, as regards character and proficiency. While appropriation may be asked to provide additional Normal School accommodations, I am not at the present time in possession of such definite information as to submit any recommendation in respect thereto. It is doubtless true that some of the Normal Schools are overcrowded; also it is true that there has been a material falling off in attendance in some of them within recent years. The State cannot reasonably be called upon to provide special educational training of this character to meet merely local demands or conditions. Careful investigation and more specific information than the Executive now possesses may serve to convince you that reasonable requirements call for additions, which doubtless will be asked, for the schools at Milwaukee and Platteville, but it is suggested that increased capacity in some of the other schools in the past may be traced to rivalries between schools, communities and even individuals, rather than to immediate practical needs.

Additional departments in the some of the schools, already established and plainly required in their work, will add about \$10,000 per annum to the cost of maintaining Normal Schools.

The greatly increased price in cost of fuel and other items of ordinary expenditure make it certain that not less than \$15,000 per year will have to be added to the fixed income of the Normal Schools, essential to their proper conduct and progress as now organized.

No measure of expense imperatively required to provide the schools of Wisconsin with efficient teachers can be counted as extravagance, but it will be well to bear in mind that appropriations for new buildings must be followed by other appropriations for equipment and maintenance, and it seems proper to anticipate that the work of the Normal Schools already established will be early re-enforced by the county training schools for teachers, which have proven satisfactory where tried, and which apparently are growing in popular favor.

University of Wisconsin.

From the biennial report of the Regents of the University, exact knowledge of the detailed affairs of that institution may be acquired. From the statistical information submitted it will be seen that the increased cost of maintenance and extension is easily, and in most gratifying manner, accounted for by the almost marvelous growth in attendance and the great advancement in the character and work of the institution. Only ten years ago the total number of students in the University reached one thousand for the first time. Within the last five years the total enrollment passed the two thousand mark,—in 1901-2 it reached two thousand seven hundred and seventy-seven (2,777), and during the current school year it is anticipated that more than three thousand young men and women will be listed in the University catalogue.

It is not an idle boast of immediate beneficiaries from University expenditures, but the conservative estimate of practical business men, which credits to single departments of University work greater returns in material development and added wealth within the State than the aggregate cost to the State of the entire University. Indeed, much of the large expenditure required in recent years has been necessary to meet the demands imposed for higher education in those branches of scientific knowledge being applied to the rapidly changing conditions of the business world. The College of Engineering and the School of Commerce are supplying students with that training for the mines, the factories and the counting houses which the College of Agriculture has so successfully furnished in the evolution of "farming" in Wisconsin. Whether viewed as an ethical force

or as a business investment the results of University work more than justify the cost.

The requirements of the University which will be most strongly urged for your consideration are those to meet the demands from growth in the student body, rather than for new extensions in the scope of training. Increase in the appropriation for general expenses, made necessary by this natural growth, will be asked to the amount of \$36,000, and for needed additional apparatus and equipment for the various departments approximately as much more, with an urgent demand for at least \$15,000 a year during several years for much needed and long needed additions to the working libraries of the University.

The University authorities, recognizing the many demands upon the legislature for appropriations and the limitations upon the revenues of the State, have hesitated whether to ask for the stated separate sums specifically all at one time, or to request the Legislature to continue for a period of three years the annual tax of \$100,000 provided for the Historical Library building, which terminates in 1903, the amount thus secured each year to go to the University for the purposes specified, after the remaining balance for the State Historical Library shall have been paid. Of course a continuing appropriation extending over a period of years would be less burdensome than a direct appropriation of the whole amount to be drawn from the Treasury in one tax period.

There is no doubt in my mind that you will be convinced of the necessity for providing a very considerable portion of the sums asked for. Whether it shall be raised during one year or within four years is a question I regard worthy your consideration. It is in contemplation of all such legitimate and proper increases in expenditures,—inevitable as the growth of the State itself,—that there is laid upon us the added obligation to see to it that it be not made still further to enlarge the already unequal tax-burden borne by our people.

CHARITABLE AND PENAL INSTITUTIONS.

The State Board of Control, having supervision and care of the various charitable, penal, and reformatory institutions, in their biennial report describe the condition of these institutions upon the whole to be quite satisfactory, and many of them eminently so. With respect to this general conclusion I believe that the report of the legislative visiting committee will agree. The following table giving comparative statement of the average

population and the per capita cost per week in each of the several institutions for a period of ten years last past, was compiled by the Secretary of the Board of Control at my request:

	Average population.		State Hospital for Insane.		Northern Hospital for Insane.		School for Deaf.		School for Blind.		Indust. School for Boys.		State Prison.		State Public School.		Home for Feeble Minded.		State Reformatory.	
	Average population.	Per capita cost per week.	Average population.	Per capita cost per week.	Average population.	Per capita cost per week.	Average population.	Per capita cost per week.	Average population.	Per capita cost per week.	Average population.	Per capita cost per week.	Average population.	Per capita cost per week.	Average population.	Per capita cost per week.	Average population.	Per capita cost per week.	Average population.	Per capita cost per week.
1893.	528	3 71	630	5 70	174	4 43	91	6 51	323	3 55	537	2 2	207	3 77						
1894.	519	4 02	624	5 73	183	4 03	109	4 97	345	3 56	609	2 48	233	3 41						
1895.	450	5 03	592	4 06	199	4 01	101	5 62	369	3 62	623	3 17	270	3 06						
1896.	397	5 01	556	4 06	180	4 25	101	7 09	343	3 55	606	2 69	257	3 74						
1897.	405	5 35	539	4 71	139	6 48	80	7 34	346	3 54	601	2 89	262	3 51			42	4 08		
1898.	410	5 18	516	4 71	145	6 09	82	7 27	307	5 75	645	2 91	196	4 63			284	5 77		
1899.	397	5 04	556	4 15	195	5 72	109	5 62	301	4 16	591	3 01	163	4 87			370	3 13		
1900.	465	4 79	586	4 06	175	4 15	105	5 77	324	3 62	532	3 13	159	4 94			387	5 10		
1901.	403	5 26	589	4 06	197	4 04	107	6 14	320	4 19	511	3 34	144	5 44			457	3 17	128	5 33
*1902.	413	5 40	599	4 51	202	4 69	111	6 03	339	4 39	562	3 25	147	5 78			484	3 59	149	5 16

* Is a nine months period, from Oct. 1, 1901, to June 30, 1902.

This exhibit is gratifying with regard both to economy of management and to the comparatively small increase in the number requiring State care in these institutions. Of course the increase in the number of insane within the State is not accurately shown here because of the system of transferring care of this class of unfortunates to county asylums. The total number of patients in county asylums is 3,684 and the number cared for in the Milwaukee Hospital for Insane is 527, making an aggregate of 5,219 patients in the several insane asylums of the State on December 1, 1902. The decrease in the number of inmates of the State Prison must be accounted for by the establishment of the State Reformatory and transfer of first term offenders to that institution.

Notwithstanding the most economical purchase of supplies upon competitive bids, open to all, there has been necessarily a material increase in the cost of provision for the inmates of all State institutions, due to the advance in prices of nearly all commodities. This fact must be considered in fixing appropriations for the ensuing two years. For extraordinary appropriations to meet special purposes for the coming two years, the Board of Control has submitted the following estimates:

State Hospital for the Insane:	
1. For congregate dining room	\$20,000
2. For electric light plant	15,000
3. For bath rooms for both sexes	10,000
4. For sewage system	10,000
5. For two new boilers	4,000
6. For refrigerator	2,000
7. For pipe coverings	1,000
8. For other repairs and renewals	1,000
Northern Hospital for the Insane:	
1. For hospital for criminal insane, etc.	\$100,000
2. For completing filter system	6,000
3. For new sewage system	4,000
4. For two new boilers	4,000
5. For duplicate pump	650
School for the Deaf:	
1. For new hospital	\$6,000
2. For renewals and repairs	1,000
3. For printing press	600
School for the Blind:	
1. For duplicate lighting plant.....	\$2,500
2. For green-house	300
Industrial School for Boys:	
1. For new hospital	\$7,500
2. For repairing tunnel and for pipe covering	2,500
3. For improving heating system	1,500
4. For general repairs and renewals	1,000
State Prison:	
1. For covering steam pipes	\$1,000
2. For new smoke-stack	1,000
3. For new boiler-house	1,000
4. For steel ceiling, hard-wood floors, etc., in kitchen and new dining-room and other repairs	1,000
5. For a library	500
6. For changing officers' rooms	500
7. For repainting	500
8. For new horse-barn	500
State Public School:	
1. For horse-barn	\$500
2. For general repairs	500
3. For green-house	300
Home for Feeble-Minded:	
1. To furnish and equip new buildings recently erected.....	\$15,000
2. To complete new buildings	10,000
3. For general repairs	2,000
4. For new boiler	1,800
5. For new smoke-stack	1,000

Wisconsin State Reformatory:

No special appropriation is asked for this institution.

A general appropriation of \$15,000 is asked for the purpose of insuring all the buildings of the foregoing-named institutions, which insurance is for three years, and the insurance has to be taken out in May, 1904.

Admitting the desirability of all of these suggested improvements I am of the opinion that some of them, notably the Hospital for Criminal Insane, may be postponed without serious injury to the public interests or to the material welfare of any great number of persons, and that some other expenditures, more particularly those relating to heating and sewage systems, should not be made excepting upon plans prepared by some expert engineer and under his direct supervision. I am led to this conclusion by information which convinces me that the best results with respect both to efficient service and economy of public ex-

penditure will be obtained in this way and that a considerable loss to the State has been caused in times past in some of these institutions by permitting men unskilled in the science of engineering to direct the installation of such improvements.

I heartily concur in the opinion of the Board of Control relating to the imperative need of the improvements and additions in the equipment for both the State Hospital for the Insane at Mendota and at the Northern Hospital at Winnebago; also in respect to the minor improvements asked for the schools for the deaf, for the blind, and for dependent children. From special investigations of conditions at the State Prison and at the Industrial School for Boys, made under authority of law for the information of the Governor, I am convinced that the improvements suggested there are needed, but that the estimates of expenditures required are wholly inadequate and that the proposed repairs are insufficient for the present most urgent requirements. There is reason to believe that necessary improvements at the State Hospital for the Insane also will involve an expense largely in excess of the estimates furnished if the work is thoroughly completed, as it should be, with the best modern appliances. In addition to the betterments noted, I recommend that the Board of Control be authorized to provide the State institutions with better protection against fire, and the inmates of such institutions with better means of escape from the buildings in case of fire. Some of the older institutions, constructed in large part of inflammable material, are provided with only primitive appliances for extinguishing fire, with no one especially trained to use even such appliances, and are without sufficient means of egress from the building to permit of the rescue of the helpless inmates in case of fire.

The subject of prison labor continues to present an unsolved problem. The contract under which the labor of the prisoners at Waupun was employed expired December 31, 1902. The Board of Control, in view of the apparent conflict between public sentiment and public interest, has deferred action in the matter of new contracts, pending some determination of policy with legislative authority. It is essential for their own welfare that prisoners shall be employed. It is equally important that they be employed in some line of industry which will equip them to earn a livelihood in that employment when discharged from prison. Whatever they do in this line of work while in prison will, of course, be in competition with those who are employed outside. To limit the prisoner to labor which does not compete with an outside employment is to teach him a kind of work in which he can find no service at the end of his term of

imprisonment. Experience has shown that they can be employed with best results to all concerned under contract, and while it logically follows that by this means wage earners are brought most directly into competition with prison labor, it seems unreasonable to assume that the labor of a number of men scarcely sufficient to equip one ordinary factory, can exercise much influence upon either the wages of workmen or the price of products under existing conditions. At present prisoners are employed by the former contractors under temporary arrangements pending legislative action. In the absence of such action it is probable that the Board of Control will enter into new contracts under the most favorable terms and conditions possible.

In view of some public criticism of the Board of Control in changing the superintendents of institutions, notably at Janesville, Delavan and Waukesha, it is due that body to say that such charges were made without suggestion from the Executive, who was not advised of any change until it had been decided by the Board, or informed who had been chosen as successor until after the selection had been determined. This statement is not made because the Executive conceives it to be his duty to maintain an indifference as to the character of the superintendency of the various State institutions. On the contrary he believes that the Executive should know that each State institution is well managed. And while this must mainly be left to the Board, entirely so as to details, nevertheless the public would hold the Executive responsible, and he must so regard himself in the last analysis, for the efficient, honest and humane discharge of all obligations to the public in the conduct of the charitable and penal institutions of the State.

It is proper to add, further, that as to the change of the wardenship of the State's Prison, the Executive was the moving cause to this extent. He received sworn complaints of such character that he deemed it his duty to conduct an examination independently of the Board, pursuant to the statute enacted by the last Legislature. When that investigation was completed the testimony was all submitted to the Board without further comment than to state that the responsibility was with that body. The Board promptly summoned the warden to appear and answer the charges supported by the sworn testimony of twenty-one credible witnesses. He preferred to resign.

WORKSHOP FOR BLIND ADULTS.

The urgent need of better provision by the State for the care of dependent blind adults has been brought most forcibly to the Executive recently by vain efforts to find some authority of law whereby a worthy citizen and industrious mechanic, deprived of sight by accident, could be afforded other means of existence than those to be found through private charity or in a county poorhouse. Even if the duty of the State was not unquestioned in such cases, the inevitable necessity of providing for such unfortunates at public expense would be apparent. Neglect of public duty properly to care for those with deformed faculties has become recognized as extravagance rather than economy, while economy itself becomes a fault when exercised in conflict with the rights of afflicted persons to humane treatment and to the best known provisions for health and happiness.

The State School for the Blind, at Janesville, is a school for children, to which blind adults may be admitted only through disregard of established rules, without due consideration to the interests of the young for whom the institution was designed. In reply to an appeal, presented on request of a generous citizen who offered to defray the expense provided an adult could be given care and training at the school, the superintendent of the institution explained that if all adults who applied were admitted the children would be crowded out, and made it plain that even with restricted rules the percentage of persons twenty years of age or over, within the school is still too large for the welfare of the younger pupils.

This case and that of many others suggests the wisdom of establishing workshops entirely separate from the School for the Blind, to be located in the metropolis of the State, where blind adults may be educated to work and may secure employment at all times. Such an institution has been successfully maintained in Massachusetts for very many years. Private charity has given assistance, but I believe the reports will show that through the opportunities thus afforded, blind adults in that State have always been able to find employment, a comfortable home, and necessary educational facilities, almost without expense to the State.

The State must care for its blind adults. The work should be done intelligently and promptly, most assuredly not with less concern and consideration than is manifested in the care of convicts or those who become vagrants through indolence. The expense attendant upon establishing for the blind a work-

shop in rented quarters—such as suggested, would require but a small annual expenditure and is a worthy subject for your consideration.

THE STATE MILITIA.

The report of the Adjutant General on the work and needs of the Wisconsin National Guard for the two years last past shows a most satisfactory condition of this important organization. Nothing in the way of new legislation with respect to the organization of the militia is asked for, and very little indeed calling for new expenditure. The Adjutant General's statement that the organization is in all respects the same as that of similar forces in the United States Army is confirmed by the report of the Regular Army officer detailed to make the annual inspection of the guard. During the last annual encampment the Executive found opportunity to observe the character and efficiency of the several regiments of infantry, the artillery, and the cavalry troop. In the entire organization,—officers and men,—the State may well feel a just pride. It is believed that no better trained or better officered body of men can be found in the National Guard of the entire country. The work in camp is thorough and severe, the discipline is perfect, while, almost without exception, rank and file appear to be actuated by a worthy zeal regarding organization rather than by individual ambitions or jealous rivalries, which too often become conspicuous in volunteer associations of men. The valuable property of the State at Camp Douglas, as well as the equipment of the men for service, is being preserved and improved with zealous care. I am convinced that every authority connected with the State militia has been exercised solely with respect to the good of the service and am pleased to believe that the Legislature will be prompt to act favorably upon the modest suggestions of the Adjutant General for incidental legislative action further to improve the equipment of this branch of the public service.

FREE LIBRARY COMMISSION.

The good work of the Free Library Commission has become manifest throughout the State with the extension of territory served by free traveling libraries, as well as by the erection and endowment of numerous beautiful permanent library buildings in various cities by means of individual generosity. This work no longer requires commendation to public approval and

the awakened interest may be safely relied upon to insure future progress.

Incidental to its general plan and purpose this Commission has accumulated in its collection of literature the foundation of a legislative and administrative reference library to assist lawmakers and administrative officers in the performance of their duties. The value of such a library, properly classified, catalogued, and indexed, and kept within the reasonable limits of public documents and works pertinent to legislation, will suggest itself to each one of you. To establish this an appropriation of \$2,500 was asked for by the Commission two years ago. It was cut down to \$1,500, which is insufficient. I recommend that provision be made for permanent quarters for such a library within the Capitol and that a small additional appropriation, not to exceed \$1,000 per annum, be made for the maintenance and conduct of the work. Such an expenditure will be saved many times over in actual expense of investigation, as well as in the work of legislators and State officers during each legislative session.

BANKING LAWS AND BANK EXAMINATION.

Since the last legislative session the constitutional amendment has been adopted authorizing the Legislature to enact a general banking law to provide for regulation and supervision of the banking business, provided that two-thirds of all the members elected to each House vote in favor of the passage of such law. The report of the State Bank Examiner for the last biennial term presents many reasons for a revision of the banking laws of the State. Not least among these is the fact, gratifying in itself, that since the period of lowest depression in the banking business in the year 1896 the business of banks within this State has more than doubled. Deposits have increased during the last six years from about sixty-three million dollars to more than one hundred and fifty millions. The wisdom of surrounding this reserve wealth of the people of the State, with every safeguard to be secured by reasonable legal requirements upon those who hold it in trust, is apparent. Prosperity invites speculation, and times when bankers find their chief difficulty in placing loans, essential to profitable banking, may prove dangerous times for depositors in the final reckoning.

The Bank Examiner points out that the principal cause of the embarrassment of banks closed by that department has been the making of excessive loans to single individuals or firms, and emphasizes the fact that existing laws to meet banking condi-

tions are punitive and not remedial in their application to recognized evils. Loose legislation for the regulation of any business brings natural results in lax methods of conduct of such business where chances of large profits are involved in negligence.

I regard as of especial importance the recommendations of the Bank Examiner respecting the regulation of private banks. The savings of no community should be hazarded, under the seeming protection of law and without security of any kind, in the private ventures of an individual who adopts the title of Banker to inspire public confidence. I commend to your consideration as the most simple requirements of ordinary prudence the restrictions which he suggests as proper upon this class of banking privileges.

Some complaint has been made that existing laws discourage the establishment of savings banks within the State, and the fact that there is but one such institution in Wisconsin is offered in evidence, although nearly all banks maintain savings departments. There will be no dissent from the opinion that every influence which encourages thrift and provision for the future among all classes of people should be promoted. It follows naturally that those who save should be given the largest return upon their invested savings possible with assured security, and the laws should be so framed as to offer the largest measure of encouragement to savings banks compatible with safety to their patrons.

The Bank Examiner's department has established its value to the State and to legitimate banking interests within the State. Within the last biennial period it has sustained a severe loss by the death of Bank Examiner Edward I. Kidd, whose able, conscientious and conservative conduct of the office, notwithstanding inefficient laws and inadequate force of assistants for the work, inspired confidence alike among bankers and with the general public. His tireless industry and unfailing fidelity, since the office was created and confided to his care in 1895, have brought within reach the important results which he aimed to accomplish in the form of legislation and supervision which should serve to protect the public without embarrassment to any legitimate branch of the banking business.

BUREAU OF LABOR AND STATISTICS.

The work of this department has been considerably extended both in scope and in completeness of detail within the last two years. The report of the Commissioner has become a valuable

public document which will bear comparison with that issued by bureaus in States which have made more generous provision for the work. The Wisconsin Blue Book also has been compiled by this bureau, it is believed with results which will justify the transfer of the work in the judgment of the Legislature. The official reports show that factory inspection has been more thorough and complete than in previous years, but the force of inspectors is not yet large enough to accomplish the task imposed in a systematic inspection of the factories of the State, the increase in the number of manufactories in recent years having been relatively larger than the increase in the force of factory inspectors.

The duties of this bureau are divided into three branches: the statistical part, the factory inspection, and the State free employment offices. The regular office force of the bureau at Madison consists, besides the Commissioner, of only three persons, and of itself is manifestly inadequate for the many duties imposed; in fact, the Commissioner and some of his assistants have been obliged to work extra hours during the entire term in order to keep up with the work. I recommend that the regular office force be increased by one clerk, with sufficient remuneration to secure training and experience. The inspection of factories, which consists of enforcing factory laws, was reorganized immediately after the legislative session of 1901. Inspectors are required to make weekly reports in addition to the regular reports upon places inspected, enabling the bureau to keep the work much more closely in hand. From the time of the reorganization, June 22, 1901, to August 31, 1902, 11,556 factories and other places where labor is employed were inspected; 17,355 official orders were issued, and 9,834 other official acts,—granting permits as to children, granting licenses, etc.—were performed by the factory inspector and his deputies. This is a daily average of about fourteen inspections and official acts to each inspector, a much better showing than has ever been approached in the past, and with the result that the violations of law have been reduced to a much lower number than ever before.

The State free employment offices also have done effective work. During the first year of their existence the two offices, located at Milwaukee and West Superior, received 8,013 applications for employment and 7,681 applications for help, while 6,590 positions were filled through these agencies.

The Commissioner suggests some changes in existing laws which in his opinion are essential to their better enforcement and the accomplishment of the purposes for which they were

originally designed. To mitigate the evils of child labor in factories he favors compulsory attendance of children at school during the school year, a change in the present method of issuing age certificates to make it impossible for unscrupulous parents to profit by false affidavits, and a repeal of the permit system which operates to the evasion of other provisions of the law. Better enactments to regulate sanitary conditions in factories are called for. Bills for laws covering all of these subjects, and many others through which organized labor seeks a betterment of conditions, will be presented. I hope and believe that they will receive that careful consideration at your hands which is merited by the material interests of so large a proportion of our people as is represented by wage earners.

The value of the work of a statistician depends upon the accuracy and rapidity with which that work is performed and the skill or capacity exercised in interpreting the data after it has been secured. Training is of the greatest importance. It would be desirable indeed if the entire civil service of the State could be removed from the realm of political spoils and placed under the control of a commission where appointments would be based upon merit. Until such a system is established, services of the expert character competent to conduct the bureau of statistics should be placed where members of the Legislature, State officials, and the public can rely upon their not being sacrificed with the changes following biennial elections.

For these reasons I recommend that the statute fixing the term of the commissioner of labor and statistics be amended so that the term shall be for six years instead of for two.

THE LEGISLATIVE LOBBY.

Assembled in your representative capacity, every interest affected by legislation proposed or pending is entitled to be heard. Private citizen or public-service corporation, each should be afforded opportunity to lay before the Legislature every fact and offer every argument. But the Legislature should not be unmindful of the boast made in the railroad lobby two years ago, following the defeat of the railway taxation bills, that: "No bill had been enacted into law during the sixteen years last past in the interests of the people when objected to by the railroads," and at the outset should pass such a measure with respect to lobbying as would stand upon the statute books a perpetual challenge to that claim.

I am not unmindful of the fact that members of the Legislature are the agents of their constituents; that they must ever be

ready to be made acquainted with their wishes and with the interests of the public. But that a system of lobbying, more reprehensible in its character than has yet been suggested to the public, has been maintained about this Legislature for many years is well known to every man in public life. That it is desirable to put an end to this evil, all will agree. That it is possible, all should be anxious to demonstrate.

I desire to be distinctly understood as favoring the fullest and freest public discussion before committees, and, under proper regulations, before either or both branches of the Legislature by individuals or the representatives of interests affected, or which claim to be affected, in any manner by proposed legislation; but I urge upon your consideration the enactment of a law that shall make it an offense, punishable by the heaviest money penalty, and by imprisonment as well, for any lobby agent or lobby representative, employed and paid for his services by others, to attempt personally and directly to influence any member of the Legislature to vote for or against any measure affecting the interests represented by such lobbyist.

PROTECTION TO RAILWAY EMPLOYEES.

To your careful consideration I recommend the question of more efficient protection to employees of railroad companies who may be injured in the discharge of their duties through carelessness or negligence of other employees or agents of the company. Of itself the employment is in most instances extremely hazardous to the employee. In the discharge of his duties he is frequently required not only to risk his life to save other lives, but he must jeopardize it to protect the property of the company and of the public. The duties of these men are quasi-public. The most efficient service that they can give is due to the public in protection of life and property, the safety of which depends upon their fidelity and courage. No man should be called to the discharge of such duties without assured compensation for injuries which he may receive through no fault of his own, or without reasonable provision for the support and maintenance of wife, children, or other dependents, if his life be destroyed in the performance of his duty. While it is recognized that the service of these men under existing law, as a rule, is faithfully and honestly performed, there can be no doubt that just provision for himself in case of injury, or for those dependent upon him in the event of his death, would afford a consideration that would increase the efficiency of the service and redound to the benefit of the traveling public, in addition to

being a proper exercise of simple justice to a worthy class of citizens.

The statute on this subject has been inadequate since the year 1880. Section 1816 of the Revised Statutes of 1878, enacted by the Legislature of 1875, treated the subject comprehensively and offered substantial remedy for injuries to persons engaged in this service and reasonable provision for their dependents when death resulted from the negligence of a fellow-servant. That law read as follows:

“Every railroad corporation shall be liable for all damages sustained by any agent or servant thereof by reason of the negligence of any other agent or servant thereof, without contributory negligence on his part, when sustained within this State, or when such agent or servant is a resident of and his contract of employment was made in this State, and no contract, rule or regulation between any such corporation and any agent or servant shall impair or diminish such liability.”

This law was repealed in 1880 through the influence and in the interest of railway companies, although it had been declared a valid enactment by the Supreme Court of the State. From that time till 1889 there was no State law pertaining to the subject. In the latter year a slight modification of the common law was enacted. It did not remedy the wrong. In 1893 the Legislature passed the present law, which is section 1816 of the Wisconsin Statutes of 1898. It was a makeshift provision. The first subdivision of the section is virtually a re-enactment of the common law on the subject and gives no practical remedy to the employee which he did not have before it was enacted. The remaining subdivision, which contains all there is of protection to the employee, reads as follows:

“While any employe is so engaged in operating, running, riding upon or switching passenger, freight or other trains, engines or cars, and while engaged in the performance of his duties as such employe, and when such injury shall have been caused by the carelessness or negligence of another employe, officer or agent of such company in the discharge of or failure to discharge his duties as such.”

This restricts the right to recover by the employee within very narrow limits, and does not approach in sufficiency the law repealed in 1880. Under this Act no employee can recover for injuries sustained unless engaged in the specific character of employment stated, and then only when the injury is caused by the carelessness of another employe, officer or agent while he is acting in the discharge of or in a failure to discharge his specific duties as such.

The statute has been strictly construed and restricted within these narrow limits by the decisions of the courts as being in derogation of the common law. It has been held that while a switchman and car-repairer were fellow-servants, if by the carelessness of the switchman another car was kicked against the stationary car in which the repairer was at work in the discharge of his duty, and the latter injured, he could not recover because his case was not within the express words of the statute. It has been decided that a railroad conductor, standing by a car for the purpose of watching a switch and closing the car door after it was unloaded, who was struck and injured by a bundle negligently thrown by a co-employee, was "not engaged in operating, running, riding upon or switching trains, engines or cars," and was not within the provisions of the law. The unloaded car was to be attached to the train which the conductor was to take out. It was his duty to close the door of the car in question, and yet he could not recover because no statute embraced his case. The negligence for which a recovery can be had must be the negligence of a co-employee in the discharge of his specific duty. If it be caused by the negligence of a fireman who is discharging the duty of an engineer, or of a superintendent who negligently performs the duty of a laborer or other employee, a conductor or brakeman in the discharge of any other duty than that to which he had been assigned by the company, the statute is held not to cover the case, and there can be no recovery.

The plan of this legislation was cunningly devised and the statute artfully drawn. It was enacted in the interest of the companies with the purpose of modifying as little as possible the common law on the subject. It was passed in the face of the public demand for a much more effective law giving ample protection to men engaged in this work.

I recommend that it be repealed and that section 1816 of the Statutes of 1878 be re-enacted.

DAIRY AND FOOD DEPARTMENT.

The work of this department has been greatly increased with the growth of the dairy interests in the State and by the multiplying demands for inspection of deleterious and adulterated foods. Leaving out of consideration the commercial aspect of the question, the thorough inspection of creameries, and cheese factories of the State, and the examination, analysis, and branding of adulterated foods, may rightfully be urged as entitled to most serious consideration.

That adjoining States have passed Wisconsin in the quality of some of the products of the dairy can be accounted for upon no better grounds than a more thorough inspection in the field. This is not chargeable to any want of diligence upon the part of Wisconsin officials, but is due to the fact that, where Wisconsin employs one, a neighboring State employs ten inspectors. While reluctant to encourage an increase in the number of employes in any branch of the public service, I do not hesitate to recommend that the law be amended to provide for the appointment of at least two additional inspectors in the dairy and food department, and for an assistant to the State chemist.

Provision should also be made authorizing the Dairy and Food Commissioner to publish a bulletin for distribution among the dealers in food products in which there may be printed, at least quarterly, a list of the condemned foods ascertained upon analysis to be adulterated. It is fair to dealers that they should be notified in seasonable time that foods officially found to be adulterated must not be offered for sale. The expense for such publication can be provided for in the same manner that the publication of bulletins from the Agricultural Experimental Station is now authorized.

WORK OF LIVE STOCK SANITARY BOARD.

The report of the Live Stock Sanitary Board respecting the work accomplished since the organization of the Board in 1901 presents an exhibit which must prove gratifying to the Live Stock interests of the State. It shows that the disease of tuberculosis in cattle is being gradually but certainly eradicated within the State. The amendments to the laws providing for the destruction of all animals found to be affected by this disease, enacted in 1901, so as to provide for the shipment and sale of those in good flesh to places where inspection could be had by Federal officials, has proven profitable to the owners of such animals and at the same time has effected a saving of several thousand dollars to the State. The Board commends most highly the services of the State Veterinarian in the performance of his official duties during the term. The calls upon him have been more numerous than ever before and every call has been met with the utmost promptness possible. During twenty-three months of service he has traveled by rail more than 52,000 miles, besides a large amount of journeying by road vehicles, making an average of at least one official call each day for the entire period, this service frequently requiring almost constant work or travel night and day for weeks at a time.

LIGHTING AND VENTILATING CAPITOL BUILDING.

The Legislature of 1901, by chapter 369, directed the Executive to contract for an electric lighting plant for the Capitol building and grounds, appropriating therefor the sum of \$35,000, or so much thereof as should be required for that purpose. They also enacted chapter 359, authorizing and directing the Executive to contract for a complete ventilating system for the Capitol building, and appropriating therefor the sum of \$25,000, or so much thereof as should be necessary.

The condition of the General Fund was not such as to warrant the making of the contracts until the spring of 1902. A preliminary investigation by engineers and architects made as early as it could possibly be done left the matter in some doubt as to whether both contracts could be carried out according to the terms of the law within the limits of the appropriation. While neither chapter made specific reference to the other, it was not possible to execute the contracts separately. As preliminary plans for a ventilating system for the Capitol building had been prepared for a committee of the last Legislature, it was determined to combine those plans with plans for an electric lighting system. Upon the completion of all the plans and specifications, after extended advertising, bids were received for the performance of the contract. The bids were found to exceed the aggregate sum appropriated by the Legislature for lighting and ventilating the Capitol building. It was found, however, that by eliminating lights specified in the contracts for the outside of the Capitol building and the walks and grounds about the same, the two plants could be installed within the limits of the sum appropriated. The contract was made and the work begun as soon thereafter as possible. By the terms of the contract it was provided that all of the work should be performed and the contract completed by the first day of December, 1902.

The progress of the work has been much interfered with on account of delays in delivering material. It is now promised that the contract will be completed in a few days.

Prior to completion no proper test can be made of the ventilating system. The principal portion of the work remaining unfinished is the placing of two of the four boilers. These probably will be ready for use by February 1st. Until then it will be impossible to run the fans which operate the ventilating system.

According to the estimates of the engineers, upon the plans and specifications made for completing the lighting of the Capitol building grounds, it would require an additional appropria-

tion of \$15,000. In addition to this, if the Legislature would appropriate \$2,800, the Executive residence could be connected with the Capitol lighting plant and lighted from this same power without any appreciable extra cost. The matter of making the additional appropriation for outside lighting of the Capitol building and park and of the Executive residence is submitted for your consideration.

CARE OF STATE LANDS.

Action by the Legislature to determine some definite policy respecting the care and disposition of what remains of the State lands will be timely and economical. Approximately 300,000 acres of land, much of it of doubtful value for agricultural purposes, are now held by the State. In accordance with chapter 367 of the Laws of 1897 and chapter 458 of the Laws of 1901, the land commissioners have caused these lands to be examined and appraised by inspectors and I am informed that this work is practically completed. The time has come when the Legislature should adopt some well considered policy with respect to all State lands. If in the judgment of the Legislature it will be wiser for the State to retain these lands for forestry culture, or other uses to which it may appear they are better adapted, the fact should be determined definitely and promptly.

Wisconsin has some large areas where protection against fires with attention to the planting and growth of trees would add greatly to the wealth of the State within a few years. Much is being done to promote this work by the forestry division of the agricultural department of the Federal government. A State forestry commission, clothed with powers to take title to real estate in trust for the benefit of the State, had it been in existence a few years ago, could have received as a donation to the State a large tract of land which would now be very valuable as a forestry reservation. The immediate value of the recommendation may be less apparent now, but for the future it is suggested as worthy of grave consideration.

In any event, I recommend such amendment of section 190, Wisconsin Statutes, and of the chapters above mentioned, as will prevent the employment of indefinite numbers of persons, with what I believe to be unnecessary and extravagant expense, in connection with the supervision and care of these lands.

Under the swamp land act the State made claim to certain lands, which, before patents were secured by the State, were conveyed by grant to the State by the Federal Government to aid in the construction of certain railways. These grants were con-

firmed by the State to such purpose, but the certain lands mentioned never have been patented by the State, it being held by the responsible officers that the State held prior claim, by virtue of the swamp land act, and should not quitclaim its right until such time as the State should be indemnified by the National Government for these lands doubly granted. For several years past efforts have been made in Washington to secure this indemnity either by allotment of new lands or by money award to the amount of their value from the National Government. Meanwhile some of these lands have been transferred by railway companies receiving the grant, and these companies are pressing for some action to quiet title. I am advised by the Land Department that each administration since 1882 has been given this subject for consideration, and each in turn has refused to patent the lands to the railway companies pending settlement of the State's claims against the United States. In my opinion if any other action is taken by the administrative officers, it should be by direction of the Legislature. If the railway companies claiming these lands have a legal right to them at the present time, they can establish that right, as other disputed questions of law are established, by decision of the courts.

MONUMENTS TO WISCONSIN SOLDIERS.

The Commission appointed by authority of chapter 281 of the Laws of 1901 to determine the positions of Wisconsin troops in the campaign and siege of Vicksburg, and to make recommendations of action suitably to commemorate the valor of Wisconsin troops participating in that campaign, has completed its work and made a thorough and comprehensive report in harmony with the purpose for which it was created. The commission, composed of seventeen representatives of the several Wisconsin regiments and batteries participating in the siege, performed their difficult duty with fidelity and care, and, notwithstanding the large number of members and the naturally expensive journey, kept the expenditures below the modest appropriation of \$1,000 provided for the enterprise. Their report, which will be submitted to your honorable body, recommends provision for separate monuments fitly to commemorate the services of the many organizations of Wisconsin soldiers represented, and is commended to your consideration as entitled to most careful examination and prompt action.

The Shiloh Battlefield Monument Commission, in its report to the Executive, recites inability to execute its purpose, under the restrictions of the law, within the appropriation provided.

The provision that only Wisconsin granite shall be used excluded competition, created doubt as to authority to use bronze for figures, and added greatly to the expense in the matter of transportation charges. The Commission therefore reports its conclusion to ask the Legislature to amend the laws of 1901 to remove these objectionable features "and to increase the appropriation by such sum as will enable the commission to erect a monument that will be in harmony with those of other States, as well as be a credit to the great State of Wisconsin."

PROTECTION OF BATTLE FLAGS.

At its last session the Legislature appropriated \$1,500 to remodel and furnish rooms for the Grand Army of the Republic in the Capitol, and to provide metallic cases for the preservation of the battle flags of Wisconsin troops in the Civil War. The rooms have been selected and furnished as directed, but the flag cases have not been procured for the reason that the lowest price obtainable for suitable repositories to preserve these priceless relics was \$3,200, or more than twice the amount of the total appropriation provided.

Prompt provision should be made for the proper care of these flags.

FISH AND GAME PROTECTION.

For the first time since the establishment of the office the State Fish and Game Warden has presented a complete and comprehensive report of the operations of that department from the date of his appointment, May 22, 1901, to December 31, 1902. This report shows the total amount received from hunting licenses—which provide the funds for the salary and expenses of all deputy game wardens—the number of deputy wardens employed, the aggregate of their cost each month, the number of arrests made, the amount secured and paid into the State Treasury through fines and through confiscation and sale of fish and game illegally taken. Instead of being a tax upon the public treasury, this department has become a source of revenue to the school funds of the State, approximating 5,000 per year. At the same time the department has furnished a more adequate protection to fish and game than has been heretofore known. This protection has been afforded solely through collection of license fees from those who are benefited by the service and upon whom the small license fee imposed is in no sense a burden. During the last two years the State Warden has been able to in-

crease the number of deputies by reducing the amount of compensation allowed to each, as authorized by the law of 1901. He has bettered the protection to fish and game by increasing his force during those seasons when the laws are most subject to violation and by reducing the number of deputies after the close of the deer hunting season and while inland lakes are not available to net fishermen. One result of the more strict enforcement of the law is a material increase in license fees paid by those whom it is reasonable to suppose have heretofore evaded, if they have not openly violated, the laws. The receipts of the department also have been increased by reason of the fact that accurate records have made possible more prompt and complete accountings by county clerks and others authorized to issue licenses.

During the last year there have been 270 arrests for violation of the fish and game laws; the sum of nearly \$5,000 has been collected through fines and by sale of confiscated fish and game. The balance on hand to the credit of the department is sufficient to ensure an enforcement of the laws until the period when hunting licenses again become due. Every dollar of receipts is accounted for on the records, and every dollar of expenditure has been paid upon sworn vouchers on file with the Secretary of State. The department has become more than self-supporting and, in the judgment of those who long have interested themselves in this work, it is providing the most efficient protection to fish and game ever known in Wisconsin.

I believe that with the better protection of fish and game creating new interest in this form of recreation in Wisconsin, it is reasonable to expect some increase in the amount to be derived from hunting licenses. I therefore recommend that the salary and expenses of the Game Warden, amounting to eighteen hundred dollars annually, be paid out of the hunting license fund. It is now paid from the Treasury and is the only expense connected with the department which is a tax upon the people. I also recommend that the law be so changed that the owner may hunt upon his own premises without the payment of any license fee. While this may make a considerable reduction in the license fund and increase the labors in a thorough enforcement of the law, it certainly seems a just provision, and I believe that it will still leave a sufficient fund to admit of adopting the recommendation with reference to the payment of the salary and expenses of the Game Warden.

INSPECTION OF ILLUMINATING OILS.

In harmony with recommendation by the Executive, the Legislature of 1901 revised the law regulating the inspection of illuminating oils. Under the operation of the new law the work has been at least as well performed as in previous years, and since June 1, 1901, when the new law took effect, to January 1, 1903, a period of eighteen months, without additional expense either to oil dealers or consumers, there has been saved to the State and turned into the general fund the sum of \$11,619.22. This result has been accomplished by reduction of extravagant compensation to the Supervisor of Inspectors and to some of the inspectors.

GEOLOGICAL AND NATURAL HISTORY SURVEY.

This important work in Wisconsin has been prosecuted intermittently, and too often treated with indifference by the public as well as by the Legislature. In 1899 an annual appropriation of \$10,000 for the biennial term was granted for this survey. In 1901, no special recommendation being made, the Legislature reduced the appropriation to \$5,000, which amount was inadequate to carry on the work in hand, and resulted directly in the loss to the State of the services of skilled men in the science who were making most satisfactory progress in the work. Aside from the educational value of this research there can be no doubt that its completion would prove a profitable enterprise to the State from purely commercial considerations, and that the material development of mineral resources would yield returns above the cost merely in taxes to the Commonwealth.

Combined with this work I am of opinion that some investigation should be made along ethnological and anthropological lines. Within a few more years civilization's obliterating influences will have removed the possibility of a successful conduct of this important historical work.

The National Government, through its proper officials having the National Geological Survey in charge, asks for State legislation granting authority for the prosecution of this work within the State, which sometimes is interfered with by unreasonable assertion of individual rights against harmless trespass upon private property. The propriety of such legislation requires no argument.

LEGISLATION FOR CITIES.

The disposition manifested in many cities to make the Legislature perform the duties of boards of aldermen necessitated a too frequent exercise of the veto power during the last session. Changing conditions and rapid growth in many cities doubtless call for material amendments to city charters, but much of the difficulty complained of ordinarily can be remedied by wise exercise of the powers of local government without change of the general laws, and trouble is more frequently caused than avoided by multiplicity of enactments relating to cities. You are reminded that the residents of large cities with important interests involved are entitled to have the best legislative wisdom and consideration applied to these enactments. They should not be given sanction as a matter of course upon the recommendations of a few city representatives who often are more likely to be influenced by special interests and personal arguments than the representatives from other districts.

In view of the increased value of the property, from a more fair and just assessment as well as by material development, it is suggested that a new limitation upon city indebtedness—and perhaps upon the amount of tax levy permitted by law—may be wisely provided by the Legislature.

WORLD'S FAIR AT ST. LOUIS.

If Wisconsin is to participate as an exhibitor in the World's Fair at St. Louis, our industrial and commercial interests require, if State pride would not impel us, that we should make a creditable exhibition side by side with the other States of the Northwest. To do this it will be necessary to take some account of the preparations being made by the State with which we will come in friendly, but not less spirited, competition. In agriculture, in dairying, in manufactures, in mineral resources, in educational progress, in material development, in institutions of learning,—and in all that goes to make a State rich and great, Wisconsin has everything to offer to the investor and the homeseeker. But she can make no effective demonstration of this in competition with States which are planning the strongest possible showing without the expenditure of money and effort comparable with that provided by her rivals.

When the sum of \$25,000 was appropriated by the last Legislature for the St. Louis World's Fair, there was little conception of the proportions which it would finally assume. It is known today that in all respects it will be the greatest exposition

which the world has witnessed. Its magnitude can best be understood in comparison with the Columbian Exposition at Chicago. The grounds occupied by the Columbian Exposition comprised two hundred acres; the St. Louis Exposition will cover more than two hundred and fifty acres in area. When the Columbian Exposition opened the moneys expended amounted to \$27,500,000. At the opening of the World's Fair in St. Louis there will have been \$40,000,000 expended.

Illinois has appropriated \$250,000; Iowa \$125,000; Minnesota \$50,000, and each is expected largely to increase these appropriations.

Wisconsin appropriated \$162,000 for the Columbian Exposition, and the Wisconsin Board of Managers for the St. Louis World's Fair are unanimously of the opinion that if they are to prepare a creditable display of the resources of the State an additional appropriation of at least \$200,000 should be made.

I have no hesitation in recommending that some additional appropriation be made. In view of the fact that increased appropriations will be asked for educational and other purposes and of the uncertainty as to the sources of income with which to meet any increased expenditures, I withhold more definite recommendation with respect to all for the time being.

ROAD IMPROVEMENT.

Information is not available whereby accurate judgment may be formed of the general effect of recent legislation to secure better roads and highways. Unquestionably considerable progress has been made in this work, but the good efforts are almost exclusively local and appear to lack both in general purpose and in effective system. There is less agitation of the subject in cities and in the columns of the city press than in somewhat recent years, but there are some evidences that the value of this improvement is becoming more generally appreciated in the rural districts and by those upon whom the work and expense eventually must fall. Recommendation in the Executive message of two years ago, for a thorough investigation and revision of the road laws of the State, with a view to a more economical and more practical expenditure of money and labor already available, is renewed.

LAWS RELATING TO MEDICAL PRACTICE.

The report of the State Board of Medical Examiners to the Executive suggests the need of amendments to existing laws. The members of the Board are convinced that good has been ac-

complished and the standard of the medical profession within the State advanced by the legislation enacted in 1897 to regulate the practice of medicine. There are conflicting provisions in the statutes, as well as lack of funds, which have hampered the work of the Board, and when they are able to quote, as they do, from a recent decision of the Supreme Court in effect that the medical laws are in a chaotic condition, their request for legislative consideration appears reasonable.

JUVENILE COURTS.

You will be asked to enact amendments to the laws providing for special courts for the trial of juvenile offenders. The need of such courts in Milwaukee, and possibly in some of the other large cities of the State, has been made apparent through the work of worthy organizations designed to save or reclaim homeless or ill-cared for boys from the paths of vice and crime. The wisdom of keeping such offenders from contact with confirmed criminals is plain, and the necessary legal requirements will, I believe, commend themselves to your approval.

Gentlemen, in conclusion I am prompted by existing conditions affecting public interests in this State, to say that I have endeavored to submit to you in plain direct speech recommendations for legislation deemed to be of supreme importance, which both custom and the Constitution require of the Executive. Let us, with strict conformity to the requirements of approved principle, join in promoting those measures which are for the common good. Excepting to place before you from time to time recommendations believed worthy of consideration, the Executive must await the action of this body in matters of legislation. Hence, in your hands are lodged the momentous issues which press for right determination and for prompt determination. The responsibility is now yours, but the performance of the full measure of our official duty requires co-operation. Whatever you may do concerns the administration and is of profound importance to all interests and to all citizens within the State. In political contests political feeling is often overwrought, but the bond of common public obligation should inspire us to put away party prejudice and should unite us in single purpose to serve with fidelity the people of this great Commonwealth.

ROBERT M. LA FOLLETTE.

SUPPLEMENTARY.

STATE OF WISCONSIN.

FUNDS AND FUND INCOMES.

Receipts and Disbursements.—Whole year ending Sept. 30, 1902.

Fund and Fund Incomes available for maintaining State government and State institutions.	Fund Rec'ts, Disbursements and Transfers.	Actual Receipts and Disbursements.
Receipts.		
General Fund	\$3,102,340 96
Less items transferred from Oil Inspection Fund.....	7,860 25
School Fund income	\$1,617,169 21	\$3,094,480 71
Less items transferred from General Fund account....	109,459 00
University Fund income	\$415,838 19	1,507,710 21
Less items transferred from General Fund account...	72,770 00
Agricultural College Fund income	\$14,204 06	343,068 19
Less items transferred from General Fund account...	4,242 00
Normal School Fund income	\$326,307 71	9,962 06
Less items transferred from General Fund account...	62,502 61
Hunting License Fund	263,905 10
Oil Inspection Fund	72,997 58
.....	29,281 04
Total net receipts	\$5,321,304 89
Disbursements.		
General Fund	\$2,898,102 42
Less items transferred to the four fund incomes.....	248,773 61
School Fund income	\$2,649,328 81
University Fund income	1,641,134 42
Agricultural College Fund income	405,838 19
Normal School Fund income	14,204 06
Hunting License Fund	326,307 71
Oil Inspection Fund	\$27,802 75	67,797 43
Less items transferred to General Fund account.....	7,860 25
.....	19,942 50
Total net disbursements	\$5,124,553 12

FUNDS AND FUND INCOMES.

Receipts and Disbursements.—Year ending Sept. 30, 1897.

Funds and Fund Incomes available for maintaining the State government and institutions.	Receipts, Disbursements, Transfers.	Net Receipts and Disbursements.
Receipts.		
General Fund		\$2,324,572 01
School Fund income	\$798,410 26	
Less items transferred from General Fund	109,459 00	
		688,951 26
University Fund income	\$428,808 86	
Less items transferred from General Fund	35,643 30	
		393,165 56
Agricultural College Fund income	\$12,250 00	
Less items transferred from General Fund	4,242 00	
		8,008 00
Normal School Fund income	\$246,815 10	
Less items transferred from General Fund	37,099 00	
		209,716 10
Hunting License Fund		
Total receipts		\$3,624,412 93
Disbursements.		
General Fund	\$2,340,709 36	
Less transfers to four fund incomes	195,443 30	
		\$2,145,266 06
School Fund income		805,224 91
University Fund income		428,808 86
Agricultural College Fund income		12,250 00
Normal School Fund income		246,815 10
Hunting License Fund		
Total disbursements		\$3,638,364 93

FUNDS AND FUND INCOMES.

Receipts and Disbursements.—Year ending Sept. 30, 1898.

Funds and Fund Incomes available for maintaining the State government and institutions.	Receipts, Disbursements, Transfers.	Net Receipts and Disbursements.
Receipts.		
General Fund		\$2,971,140 72
School Fund income	\$792,502 81
Less items transferred from General Fund	109,459 00
		683,043 81
University Fund income	\$369,348 26
Less items transferred from General Fund	36,116 89
		333,231 37
Agricultural College Fund income	\$47,825 18
Less items transferred from General Fund	4,242 00
		43,583 18
Normal School Fund income	\$352,962 93
Less items transferred from General Fund.....	37,099 00
		315,863 93
Hunting License Fund
Total receipts		\$4,346,863 01
Disbursements.		
General Fund	\$2,803,776 07
Less transfers to four fund incomes	200,200 35
		\$2,603,575 72
School Fund income		670,027 06
University Fund income		369,348 26
Agricultural College Fund income		47,825 18
Normal School Fund income		352,962 93
Hunting License Fund
Total disbursements		\$4,043,739 15

GOVERNOR'S MESSAGE.

FUNDS AND FUND INCOMES.

Receipts and Disbursements.—Year ending Sept. 30, 1899.

Funds and Fund Incomes available for maintaining the State government and institutions.	Receipts, Disbursements, Transfers.	Net Receipts and Disbursements.
Receipts.		
General Fund	\$2,746,453 89	
Less hunting license error corrected*	14,235 63	
School Fund income	\$788,206 68	\$2,732,218 26
Less items transferred from General Fund.....	109,459 00	
University Fund income	\$411,932 26	678,747 68
Less items transferred from General Fund	29,568 48	
Agricultural College Fund income	\$15,512 34	332,363 78
Less items transferred from General Fund.....	4,242 00	
Normal School Fund income	\$287,579 82	11,270 34
Less items transferred from General Fund	36,099 00	
Hunting License Fund		251,480 82
		14,823 68
Total receipts		\$4,070,904 56
Disbursements.		
General Fund	\$2,584,104 90	
Less transfers to four fund incomes*	193,604 11	
School Fund income		\$2,390,500 79
University Fund income		778,689 25
Agricultural College Fund income		411,932 26
Normal School Fund income		15,512 34
Hunting License Fund		287,579 82
		125 00
Total disbursements		\$3,884,339 46

*Includes erroneous collection of hunting licenses and reimbursement of salary erroneously paid to C. A. Coon and reimbursed from Hunting License Fund.

FUNDS AND FUND INCOMES.

Receipts and Disbursements.—Year ending Sept. 30, 1900.

Funds and Fund Incomes available for maintaining the State government and institutions.	Receipts, Disbursements, Transfers.	Net Receipts and Disbursements.
Receipts.		
General Fund		\$2,768,209 74
School Fund income	\$816,917 13	
Less items transferred from General Fund	109,459 00	
		707,458 13
University Fund income	\$583,015 32	
Less items transferred from General Fund.....	164,568 48	
		418,446 84
Agricultural College Fund income	\$12,439 54	
Less items transferred from General Fund.....	4,242 00	
		8,197 54
Normal School Fund income	\$339,689 69	
Less items transferred from General Fund	93,791 81	
		245,897 88
Hunting License Fund		30,259 56
Total receipts		\$4,178,469 69
Disbursements.		
General Fund	\$2,635,192 85	
Less transfers to four fund incomes	372,061 29	
		\$2,263,131 56
School Fund income		800,959 32
University Fund income		583,015 32
Agricultural College Fund income		12,439 54
Normal School Fund income		339,689 69
Hunting License Fund		37,762 56
Total disbursements		\$4,036,997 99

FUNDS AND FUND INCOMES.

Receipts and Disbursements.—Year ending Sept. 30, 1901.

Funds and Fund Incomes available for maintaining the State government and institutions.	Receipts, Disbursements, Transfers.	Net Receipts and Disbursements.
Receipts.		
General Fund	\$2,904,091 98
Less items transferred from Oil Inspection Fund.....	796 63
School Fund income	\$840,031 64	\$2,903,295 35
Less items transferred from General Fund	109,459 00
University Fund income	\$359,017 18	730,572 64
Less items transferred from General Fund.....	22,770 00
Agricultural College Fund income	\$22,279 19	316,247 13
Less items transferred from General Fund	4,242 00
Normal School Fund income	\$318,586 30	18,037 19
Less items transferred from General Fund.....	61,895 39
Hunting License Fund	256,690 91
Oil Inspection Fund	41,051 88
.....	4,541 98
Total receipts	\$4,270,437 13
Disbursements.		
General Fund	\$2,882,658 58
Less transfers to four fund incomes	198,366 39
School Fund income	\$2,684,292 19
University Fund income	821,770 22
Agricultural College Fund income	339,017 18
Normal School Fund income	22,279 19
Hunting License Fund	318,586 30
Oil Inspection Fund	33,695 47
Less balance transferred to General Fund	\$4,541 98
.....	796 63
.....	3,745 35
Total disbursements	\$4,223,385 90

FUNDS AND FUND INCOMES.

Receipts and Disbursements.—Term ending June 30, 1902.

Funds and Fund Incomes available for maintaining the State government and institutions.	Receipts, Disbursements, Transfers.	Net Receipts and Disbursements.
Receipts.		
General Fund	\$2,197,140 16
Less items transferred from Oil Inspection Fund.....	6,381 96
		\$2,190,758 20
School Fund income	\$1,608,658 89
Less items transferred from General Fund.....	109,459 00
		1,499,199 89
University Fund income	\$376,363 65
Less items transferred from General Fund	72,770 00
		303,593 65
Agricultural College Fund income	\$13,339 98
Less items transferred from General Fund	4,242 00
		9,097 98
Normal School income	\$320,312 29
Less items transferred from General Fund.....	62,302 61
		258,009 68
Hunting License Fund		55,389 86
Oil Inspection Fund		23,549 22
Total receipts		\$4,339,598 48
Disbursements.		
General Fund	\$2,271,058 30
Less transfers to four fund incomes	248,773 61
		\$2,022,284 69
School Fund income		1,641,113 72
University Fund income		376,363 65
Agricultural College Fund income		13,339 98
Normal School Fund income		320,312 29
Hunting License Fund		47,074 66
Oil Inspection Fund	\$23,549 22
Less balance transferred to General Fund.....	6,381 96
		17,167 26
Total disbursements		\$4,437,656 25

RECEIPTS IN THE STATE OF WISCONSIN.

SOURCES.	Year ending Sep. 30, 1897.	Year ending Sep. 30, 1898.	Year ending Sep. 30, 1899.	Year ending Sep. 30, 1900.	Year ending Sep. 30, 1901.	Term end'g June 30, 1902.	Period 1897-1898.	Period 1899-1900.	Period 1901-1902.
Taxes.									
Annual tax for high schools, charitable institutions and interest on certificates of indebtedness	\$391,438 09	\$1,142,277 70	\$664,198 37	\$489,223 94	\$496,794 20	\$568,160 52	\$1,533,715 79	\$1,153,422 31	\$1,064,354 72
Suit tax	7,183 00	7,023 00	5,835 00	5,130 00	5,643 00	5,871 00	14,206 00	10,965 00	11,514 00
One-mill tax for common schools.....	599,429 38	600,570 62	600,000 00	625,000 00	630,018 02	1,436,284 00	1,200,000 00	1,225,000 00	2,066,302 02
Special tax for University.....	255,000 00	255,000 00	255,000 00	268,000 00	268,000 00	289,000 00	510,000 00	523,000 00	557,000 00
Special tax for Normal Schools.....	120,000 00	180,000 00	190,000 00	190,000 00	190,000 00	215,000 00	300,000 00	380,000 00	405,000 00
Legacy tax	5,109 73	26,298 37	29,914 16	5,109 73	56,212 53
Vessel tonnage tax	1,390 15	1,105 26	2,495 41
Total taxes	\$1,373,050 47	\$2,184,871 32	\$1,715,033 37	\$1,582,463 67	\$1,618,143 74	\$2,545,334 94	\$3,557,921 79	\$3,297,497 04	\$4,163,478 68
Licenses.									
Railways	\$1,265,094 54	\$1,247,357 03	\$1,360,120 14	\$1,547,141 64	\$1,600,379 79	\$857,854 55	\$2,512,451 57	\$2,967,261 78	\$2,458,234 34
Palace and sleeping-car companies..	904 75	852 69	949 40	16,900 31	9,145 88	1,757 44	17,849 71	9,145 88
Freight line companies	1,150 99	973 40	1,150 99	2,195 48
Express companies	7,247 01	14,084 54	14,084 54
Telegraph companies	10,684 28	10,882 15	11,199 60	11,312 15	11,507 35	7,247 01	23,229 15
Telephone companies	10,777 14	15,477 59	17,314 74	21,426 73	25,224 32	31,721 80	21,566 43	22,511 75	23,229 15
Street railway and electric light companies	697 17	4,131 90	4,915 82	8,322 06	9,323 62	10,629 07	4,829 07	13,237 88	19,352 69
Loan and trust companies.....	2,272 80	2,604 10	2,317 01	2,261 50	2,487 89	2,357 43	4,876 90	4,578 51	4,845 32
Log-driving and boom companies..	1,329 63	1,769 92	1,886 10	1,292 72	1,578 50	779 45	3,099 55	3,178 82	2,357 95
Plank-road companies	613 70	683 59	606 00	524 85	352 99	33 38	1,297 29	1,130 85	386 37
Insurance companies	128,955 68	145,420 72	312,078 79	386,947 62	384,080 46	419,222 15	274,376 40	699,026 41	803,302 61
Hawkers' and peddlers' licenses....	12,499 90	11,220 61	8,735 86	10,906 45	14,412 93	14,684 58	23,720 51	19,636 31	29,097 51
Hunting licenses	1,140 25	15,664 58	30,259 56	41,061 88	55,389 86	1,140 25	45,924 14	96,441 74
Total licenses	\$1,433,829 59	\$1,441,540 55	\$1,735,788 04	\$2,045,687 59	\$2,114,663 55	\$1,405,064 80	\$2,875,370 14	\$3,781,475 63	\$3,519,668 35
Interest on Trust Funds, not including on Certificates of Indebtedness.
School funds	\$89,521 88	\$82,473 19	\$78,747 68	\$82,458 13	\$100,554 62	\$62,915 89	\$171,995 07	\$161,205 81	\$163,470 51
University funds	5,132 15	3,782 59	3,464 74	3,871 09	8,247 18	3,343 65	8,914 74	7,335 83	11,590 83

Agricultural College funds	8,008 00	8,950 27	7,520 34	8,197 54	18,037 19	9,097 98	16,958 27	15,717 88	27,135 17
Normal School funds	69,793 60	71,448 56	59,938 37	53,394 34	66,690 91	43,009 68	141,242 16	113,332 71	109,700 59
Total interest	\$172,455 63	\$166,654 61	\$149,671 13	\$147,921 10	\$193,529 90	\$118,367 20	\$339,110 24	\$297,592 23	\$311,897 10
Sundry Resources.									
Charitable, penal and reformatory institutions, contract work and sales	\$79,916 32	\$92,702 44	\$83,427 75	\$83,812 76	\$85,824 40	\$77,926 40	\$172,618 76	\$167,240 51	\$163,750 80
United States, by Governor, Wis: Veterans' Home, and Spanish-American War Claims	9,459 72	53,353 17	92,561 83	31,676 26	64,666 64	28,293 13	62,812 89	124,238 09	92,959 77
Governor, fees, etc.	145 00	1,941 00	2,813 00	541 66	40 00	145 00	4,754 00	581 66
Secretary of State, incorporation and office fees	10,887 45	20,953 11	40,807 46	31,183 65	59,073 40	49,014 95	31,840 56	71,991 11	108,088 25
Insurance Commissioner, fees	38,292 87	94,858 55	75,865 25	44,277 85	50,340 18	48,281 40	133,151 42	120,143 10	98,621 58
State Treasurer, fees and reports	12 70	123 71	169 41	12 70	293 12
Bank Examiner's fees and reports	5,660 00	6,541 00	5,494 96	6,715 00	6,655 00	5,070 00	12,201 00	12,209 96	11,725 00
Sales of books, dictionaries and condemned property	1,879 47	2,994 99	1,653 10	4,248 50	2,745 85	2,461 23	4,874 46	5,901 60	5,207 08
Land Office, land sales and fees	789 65	97,814 62	27,278 07	35,932 10	12,591 64	5,956 80	98,604 27	63,210 17	18,548 44
Free Library Commission	2,010 18	3,403 18
Patents, penalties, trespasses and advertising	3,415 39	1,898 60	654 51	471 10	638 80	5,313 99	654 51	1,109 90
Oil inspection fees	4,541 98	23,549 22	28,091 20
Total sundries	\$150,445 87	\$371,129 18	\$329,683 93	\$240,659 12	\$289,585 74	\$242,794 34	\$521,575 05	\$570,343 05	\$532,380 08
Borrowed from trust funds	340,000 00	340,000 00
United States Appropriation for University and Agricultural College	38,000 00	39,000 00	40,000 00	40,600 00	40,000 00	11,250 00	77,000 00	80,000 00	51,250 00
University tuitions and farm sales	95,033 41	70,081 69	87,649 04	106,575 75	165,115 10	194,224 79
Normal School tuitions	19,922 50	19,545 24	1,542 45	2,503 54	39,467 74	4,045 99
Insurance and recovered fees, River Falls Normal School	44,870 13	2,032 84	44,870 13	2,032 84
Miscellaneous	1,675 46	9,170 29	9,503 76	12,658 92	14,574 20	16,787 20	10,845 75	22,162 68	31,361 40
Total	\$494,631 37	\$182,667 35	\$140,728 09	\$161,738 21	\$54,574 20	\$28,037 20	\$677,298 72	\$302,466 30	\$82,611 40
Total net receipts	\$3,624,412 93	\$4,346,863 01	\$4,070,904 56	\$4,178,469 69	\$4,270,437 13	\$4,339,598 48	\$7,971,275 94	\$8,029,374 25	\$8,610,035 61

DISBURSEMENTS IN THE STATE OF WISCONSIN FOR MAINTAINING STATE GOVERNMENT, INSTITUTIONS, AND FUNDS.

DEPARTMENT.	Year ending Sep. 30, 1897.	Year ending Sep. 30, 1898	Year ending Sep. 30, 1899.	Year ending Sep. 30, 1900.	Year ending Sep. 30, 1901.	Term endi'g June 30, 1902.	Fiscal peri- od 1897-98.	Fiscal peri- od 1899-1900.	Fiscal peri- od 1901-02.
Administrative.									
Regular Expenditures:									
Executive	\$14,767 59	\$17,410 05	\$18,847 65	\$15,781 51	\$15,667 06	\$10,292 83	\$32,177 64	\$34,629 16	\$25,959 89
State	40,665 18	38,528 09	42,802 96	39,522 75	40,216 30	28,999 05	79,193 27	82,325 71	69,215 35
Treasury	20,463 52	20,934 44	20,118 48	18,778 24	18,801 19	14,053 69	41,387 96	38,896 72	32,854 88
Attorney-General	10,737 72	13,753 22	12,237 86	12,420 56	11,992 37	9,225 95	24,490 94	24,658 42	21,218 32
State Superintendent	21,834 03	19,954 54	26,526 65	25,525 47	28,729 37	30,733 43	41,788 57	52,052 16	59,462 16
Railroad Commissioner	11,868 24	11,701 65	18,341 56	7,129 74	17,959 09	5,110 50	23,569 89	25,471 30	23,069 59
Insurance Commissioner	14,369 12	22,370 90	21,535 52	21,245 06	17,648 56	14,879 17	36,740 02	42,780 58	32,527 73
Tax Commission		5 78	6,313 12	17,675 35	17,814 88	14,477 06		5 78	23,988 47
Land Office	30,188 11	23,152 46	34,257 26	21,189 67	14,040 92	12,672 31	53,340 57	55,446 92	26,713 23
Bank Examiner	8,967 22	12,112 27	11,365 14	12,574 54	12,415 35	10,472 09	20,079 49	23,939 68	22,887 44
Bureau of Labor	9,568 48	7,289 93	12,002 92	10,149 63	11,484 52	6,938 96	16,858 41	22,152 55	18,423 55
Factory Inspector	3,656 72	5,312 89	5,903 55	12,342 21	12,539 62	11,030 91	8,969 61	18,245 74	23,570 53
Free Employment Bureaus					947 43	1,978 26			2,927 69
Dairy and Food Commissioner	9,849 44	10,117 16	13,684 02	12,216 46	13,599 06	8,029 84	19,966 60	25,900 48	21,628 90
Board of Control	21,032 32	19,822 32	24,093 81	24,084 77	23,141 62	15,442 13	40,854 64	48,178 63	38,583 75
State charitable and penal insti- tutions	744,390 12	842,327 45	702,729 24	694,746 32	781,622 21	673,858 83	1,586,717 57	1,297,475 56	1,455,481 04
Support of insane in Co. Asylums	348,115 94	365,130 56	390,779 58	375,860 62	441,886 56	404,435 32	713,246 50	766,640 20	846,321 88
Industrial School for Girls	5,543 37		6,000 00	13,000 00	3,000 00	3,000 00	5,543 37	19,000 00	6,000 00
Veterans' Home	78,074 26	69,270 96	95,652 72	93,989 40	112,615 43	67,832 83	147,345 22	189,642 12	179,848 26
Board of Health	6,821 03	5,187 27	5,432 32	10,016 05	6,264 33	4,227 80	12,008 30	15,448 37	10,492 13
State Veterinarian	4,736 09	4,557 20	5,845 91	8,548 08	14,094 16	7,976 54	9,293 29	14,393 99	22,070 70
Commissioner of Fisheries	27,240 59	20,178 37	26,344 10	31,180 49	24,117 52	17,265 21	47,418 96	57,524 79	41,382 73
Fish and Game Warden	9,312 81	11,021 14	13,107 74	3,082 61	3,592 20	3,446 40	20,333 93	16,160 15	7,088 60
Oil inspection	30 02		104 41		3,865 52	17,308 40	30 20	104 41	21,173 92
Treasury Agent	3,491 57	3,134 87	2,403 66	2,940 65	3,911 23	3,791 86	6,626 44	5,344 31	7,703 09
Superintendent of Public Property	89,307 91	82,858 17	90,875 52	87,112 38	74,896 62	55,382 16	172,166 08	177,987 90	130,277 78
Wisconsin National Guard	109,292 45	72,573 85	122,200 78	120,967 11	122,431 36	67,225 30	181,866 30	243,157 89	189,656 66
War claims			771 13	1,097 54		2,322 19		1,868 67	2,322 19
Publishing public printing notice		690 40		692 53		54 55		690 40	54 55
Inspection of aparies	348 57	589 07	522 40	373 43	414 77	527 40	937 64	895 83	942 17
Prevention of San Jose scale				294 19	170 15	22 05		294 19	192 20
Bounty on wild animals killed	9,974 00	10,998 00	10,033 00	9,786 00	12,185 00	11,452 00	20,972 00	19,819 00	23,637 00
Railroad Investigation Commission		1,114 60	862 36						
Prison Labor Commission		574 93	673 14				1,114 60	782 36	
State Forestry Commission	5 54	226 79	65 39				574 93	673 14	
							232 33	65 39	

Board of Immigration	1,811 03	5,332 00	2,583 18	5,207 71	1,757 56	7,143 03	7,790 89	1,757 56	
State Agricultural Society	5,123 73	3,216 84				8,340 57		35,015 15	
Board of Agriculture			16,300 15	8,574 41	26,513 05	8,502 10	24,874 56	113,576 42	
County agricultural societies	42,258 62	46,989 26	50,265 34	52,258 53	55,854 65	57,721 77	89,247 88	102,523 87	
Northern Wisconsin State Fair		2,821 77	2,944 30	2,813 41	2,806 60	3,619 96	2,821 77	5,757 71	
La Crosse Inter-state Fair						2,376 13		2,376 13	
Statement of real estate sales	1,178 89	959 09	1,385 50	1,262 42	1,663 46	1,630 80	2,137 98	2,647 92	
Vessel tonnage tax						696 17		696 17	
Deputy fish and game wardens*			125 00	37,762 56	33,695 47	47,074 66		37,887 56	
Legacy tax					1,555 12			1,555 12	
Inter-state Park Commission					4,389 47	3,930 10		8,319 57	
G. A. R. and Lieutenant-Governor							30 00	17 53	
Stationery	30 00		17 53		35 47	28 73		64 20	
Paper account—Excess of purchase							27,957 82		
over distribution	†10,234 86	†17,722 96			15,269 47			15,269 47	
Stationery account—Excess of purchase									
over distribution	2,454 92			766 40			2,454 92	766 40	
Miscellaneous	224 50	27,080 00	36,779 84	12,939 60	2,616 82	1,436 84	27,304 50	49,719 44	
								4,053 66	
Total	\$1,717,958 51	\$1,816,021 25	\$1,852,834 80	\$1,825,868 40	\$2,007,620 54	\$1,661,482 28	\$3,533,979 76	\$3,678,703 20	\$3,669,102 82
Less paper and stationery—Excess									
of distributions over purchase		787 97	5,176 26	5,738 04	167 98	13,663 36	787 97	10,914 30	13,831 34
Net total	\$1,717,958 51	\$1,815,233 28	\$1,847,658 54	\$1,820,130 36	\$2,007,452 56	\$1,647,818 92	\$3,533,191 79	\$3,667,788 90	\$3,655,271 48
Special appropriations:							\$982 04		
Prison investigation		\$982 04							
Building and industrial school							543 26	\$2,895 69	
investigation	\$535 18	8 08	\$2,895 69					\$30,000 00	
Building, ch. 180, L. 1901						\$30,000 00		\$30,000 00	
Board of health, ch. 200, L. 1901						9,214 99		9,214 99	
Remodeling and furnishing capitol	4,911 26	6,335 83			\$8,557 82	4,939 69	11,247 09	13,497 51	
Spanish-American war		119,427 50	19,627 75				119,427 50	19,627 75	
Chickamauga, etc., Commissioners	765 19						765 19		
Chattanooga and Mission Ridge									
Commission		3,870 20	166 10				3,870 20	166 10	
Vicksburg and Shiloh Battlefield									
Commission						1,197 82		1,197 82	
Wisconsin Battleship Commission		30 32	10,013 11				30 32	10,013 11	
Expert Accountants, ch. 133, L. 1899			1,071 15	\$2,287 64				3,358 79	
Pan-American Exposition				3,000 00	22,000 00			3,000 00	
St. Louis World's Fair, ch. 297,									
L. 1901						1,000 00		1,000 00	
United States claims								4,626 40	
Drainage Fund reimbursement						17,933 80		17,933 80	
Presidential electors	505 40				418 70		505 40	418 70	

*Paid out of Hunting License Fund.

†No annual statement of Commissioners of Printing for this year.

Disbursements in the State of Wisconsin for Maintaining State Government, Institutions, and Funds—Continued.

DEPARTMENT.	Year ending Sep. 30, 1897.	Year ending Sep. 30, 1898.	Year ending Sep. 30, 1899.	Year ending Sep. 30, 1900.	Year ending Sep. 30, 1901.	Term end'g June 30, 1902.	Fiscal peri- od 1897-98.	Fiscal peri- od 1899-1900.	Fiscal peri- od 1901-02.
Special appropriations—continued.									
Babcock medal					300 00				300 00
Agricultural Society indebtedness	8,117 60						8,117 60		
Payment of trust fund loans.....		340,000 00					340,000 00		
Wisconsin Semi-Centennial Cele- bration		2,493 00					2,493 00		
Total special appropriations	\$14,834 63	\$473,146 97	\$33,773 80	\$5,287 64	\$35,902 92	\$64,286 30	\$487,981 60	\$39,061 44	\$100,189 22
Total administrative expendi- tures	\$1,732,793 14	\$2,288,380 25	\$1,881,432 34	\$1,825,418 00	\$2,043,355 48	\$1,712,105 22	\$4,021,173 39	\$3,706,850 34	\$3,755,460 70
Legislative.									
Regular Sessions	\$205,897 68		\$207,781 38		\$205,736 28		\$205,897 68	\$207,781 38	\$205,736 28
Printing, etc., other than above....		\$4,524 78		\$7,769 23		\$26,780 56	4,524 78	7,769 23	26,780 56
Total legislative expenditures	\$205,897 68	\$4,524 78	\$207,781 38	\$7,769 23	\$205,736 28	\$26,780 56	\$210,422 46	\$215,550 61	\$232,516 84
Judiciary.									
Board of Arbitration	\$1,695 92	\$1,578 27	\$950 00	\$826 78	\$959 33	\$416 68	\$3,274 19	\$1,776 78	\$1,376 01
Supreme Court	36,203 63	39,064 77	38,557 57	39,307 55	38,299 32	30,184 56	75,268 40	77,865 12	68,483 88
State Law Library	6,122 50	7,167 99	7,418 47	8,716 09	6,633 63	6,074 86	13,280 49	16,134 56	12,708 49
State bar examiners	1,156 44	1,322 98	1,524 55	1,872 52	1,987 53	1,721 27	2,479 42	3,397 11	3,708 80
Circuit courts	76,861 91	74,679 45	76,296 87	79,524 70	82,081 33	63,221 64	151,541 36	155,821 57	145,312 97
Total judiciary expenditures...	\$122,040 40	\$123,803 46	\$124,747 50	\$130,247 64	\$129,961 14	\$101,629 01	\$245,843 86	\$254,995 14	\$231,590 15
Educational.									
Regular expenditures:									
State Historical Society	\$13,512 37	\$14,561 41	\$14,371 54	\$15,863 17	\$25,006 44	\$22,566 10	\$28,073 78	\$30,234 73	\$47,572 54
Free Library Commission	2,564 06	4,691 56	6,275 30	8,751 56	10,796 70	9,704 29	7,255 62	15,126 86	20,500 99
Geological and Natural History Survey	1,594 96	6,219 26	9,505 43	18,041 39	11,342 54	2,718 37	7,814 22	27,546 82	14,060 01
Deaf-mute instruction in cities.....		35,365 05	19,222 87	25,749 64	29,435 34		35,365 05	44,972 51	29,435 34
Acad. of Sciences, Arts & Letters	10 05	1,540 34	616 41	539 65	1,173 95	275 65	1,550 39	1,156 06	1,449 60
County training schools				2,500 00	3,347 35			2,500 00	3,347 35
Free high schools	47,931 85	48,016 62	48,163 11	97,371 80	97,607 83	97,598 37	95,948 47	145,534 91	195,206 20

Manual training in high schools..	1,250 00	2,750 00	500 00	3,500 00	250 00	2,000 00	4,000 00	4,000 00	2,250 00
Wisconsin Dairymen's Ass'n.....	1,000 00	2,618 56	2,782 35	2,520 43	3,000 00	2,727 34	3,618 56	5,302 78	5,727 34
Wisconsin Firemen's Ass'ns.....	500 00	500 00	500 00	500 00	500 00	375 00	1,000 00	1,000 00	875 00
Wisconsin Cheesemakers' Ass'n....			400 00	868 52	830 04	761 34		1,268 52	1,591 38
Wis. Cranberry Growers' Ass'n....	250 00	250 00	250 00	250 00	250 00	250 00	500 00	500 00	500 00
State Horticultural Society	2,788 64	2,681 34	3,258 43	2,796 18	2,829 78	3,234 28	5,469 98	6,054 61	6,064 06
Common schools									
One-mill tax	599,429 38	600,570 62	600,000 00	625,000 00	630,018 02	1,436,284 00	1,200,000 00	1,225,000 00	2,066,302 02
Other than above	206,709 04	70,385 02	179,577 47	176,804 12	192,596 32	205,457 82	277,094 06	356,381 59	398,054 14
University and Agricultural Col.	450,173 58	422,882 95	431,959 20	466,476 97	366,598 58	342,876 61	873,056 51	898,436 17	709,475 19
Normal schools	239,919 80	343,997 93	290,295 80	291,029,69	298,750 11	295,312 29	583,917 73	581,325 49	594,062 40
Total	\$1,567,633 71	\$1,557,030 66	\$1,607,677 93	\$1,738,563 12	\$1,674,333 00	\$2,422,141 46	\$3,124,664 37	\$3,346,241 05	\$4,096,474 46
Special appropriations:									
University building appropriation			\$2,700 31	\$135,000 00		\$50,000 00		\$137,700 31	\$50,000 00
Normal School Appropriation	\$10,000 00	\$10,000 00		50,000 00	\$20,000 00	25,000 00	\$20,000 00	50,000 00	45,000 00
Historical library building fund appropriation		60,000 00	60,000 00	00 000 00	00 000 00	00 000 00	60,000 00	210,000 00	250,000 00
Total	\$10,000 00	\$70,000 00	\$62,700 31	\$335,000 00	\$170,000 00	\$175,000 00	\$80,000 00	\$397,700 31	\$345,000 00
Total expenditures for educational purposes	\$1,577,633 71	\$1,627,030 66	\$1,670,378 24	\$2,073,563 12	\$1,844,333 00	\$2,597,141 46	\$3,204,664 37	\$3,743,941 36	\$4,441,474 46
Grand total	\$3,638,364 93	\$4,043,739 15	\$3,884,339 46	\$4,036,997 99	\$4,223,385 90	\$4,437,656 25	\$7,682,104 08	\$7,921,337 45	\$8,661,042 15
Recapitulation.									
Administrative:									
Regular expenditures	\$1,717,958 51	\$1,815,233 28	\$1,847,658 54	\$1,820,130 36	\$2,007,452 56	\$1,647,818 92	\$3,533,191 79	\$3,667,788 90	\$3,655,271 48
Special appropriation	14,834 63	473,146 97	33,773 80	5,287 64	35,902 92	64,286 30	487,981 60	29,061 44	100,189 22
Total administrative	\$1,732,793 14	\$2,288,380 25	\$1,881,432 34	\$1,825,418 00	\$2,043,355 48	\$1,712,105 22	\$4,021,173 39	\$3,706,850 34	\$3,755,460 70
Legislative	\$205,897 68	\$4,574 78	\$207,781 38	\$7,769 23	\$205,736 28	\$26,780 56	\$210,422 46	\$215,550 61	\$232,516 84
Judiciary	122,040 40	123,803 46	124,747 50	130,247 64	129,961 14	101,629 01	245,843 86	254,995 14	231,590 15
Educational:									
Regular expenditures	\$1,567,633 71	\$1,557,030 66	\$1,607,677 93	\$1,738,563 12	\$1,674,333 00	\$2,422,141 46	\$3,124,664 37	\$3,346,241 05	\$4,096,474 46
Special appropriations	10,000 00	70,000 00	62,700 31	335,000 00	170,000 00	175,000 00	80,000 00	397,700 31	345,000 00
Total educational	\$1,577,633 71	\$1,627,030 66	\$1,670,378 24	\$2,073,563 12	\$1,844,333 00	\$2,597,141 46	\$3,204,664 37	\$3,743,941 36	\$4,441,474 46
Grand total	\$3,638,364 93	\$4,043,739 15	\$3,884,339 46	\$4,036,997 99	\$4,223,385 90	\$4,437,656 25	\$7,682,104 08	\$7,921,337 45	\$8,661,042 15

†Does not include tuitions, etc., previously reported by Secretary of Board of Regents, amounting in 1901 to \$141,057.22, and in 1902 to \$131,763.95.

TABLE III.

A comparison of the freight rates on hard and soft coal on the Chicago & Northwestern Railroad in Wisconsin and Illinois. The comparison includes the rates from Milwaukee to one hundred and twenty-one towns in Wisconsin, and from Chicago to one hundred and twenty-one towns in Illinois, the distances in both cases being about the same.

Rate per ton—Carload lots.

Wisconsin.		Illinois.		Hard Coal.				Soft Coal.			
Between Milwaukee and		Between Chicago and		Rates.		Excess for Wisconsin.		Rates.		Excess for Wisconsin.	
Names.	Miles	Names.	Miles	Wis.	Ill.	Am'ts.	Pr ct.	Wis.	Ill.	Am'ts.	Pr ct.
Madison.....	82	Ashton.....	83.8	\$1 50	\$1 30	20	15.4	\$1 35	\$1 00	35	35.0
Waukegan.....	91.8	Nashua.....	92.9	1 60	1 30	30	23.1	1 35	1 00	35	35.0
Dane.....	96.6	Dixon.....	97.9	1 60	1 30	30	23.1	1 35	1 00	35	35.0
Lodi.....	101.4	Winnebago.....	100.1	1 60	1 30	30	23.1	1 35	1 00	35	35.0
Okeo.....	105.3	Nelson.....	100.5	1 60	1 30	30	23.1	1 35	1 00	35	35.0
Merrimac.....	108	Sterling.....	109.5	1 60	1 30	30	23.1	1 35	1 00	35	35.0
Baraboo.....	118.9	Round Gr'Ve	118.6	1 75	1 30	45	34.6	1 35	1 00	35	35.0
N. Freedom.....	125.1	Union Grove	123.8	1 75	1 30	45	34.6	1 35	1 00	35	35.0
Reedsburg.....	134.5	Fulton.....	135.5	1 75	1 30	45	34.6	1 35	1 00	35	35.0
La Valle.....	142.3	Morse.....	145	1 75	1 30	45	34.6	1 35	1 10	25	22.7
Wenocow.....	149.4	Broadmoor.....	151	1 75	1 30	45	34.6	1 35	1 10	25	22.7
Union Cent'r	152.3	Broadmoor.....	151	1 75	1 30	45	34.6	1 35	1 10	25	22.7
Elroy.....	156.2	Camp Grove	156.6	1 75	1 30	45	34.6	1 35	1 10	25	22.7
Kendalls.....	162.4	Speer.....	162.1	1 75	1 30	45	34.6	1 35	1 10	25	22.7
Wilton.....	171.6	Radner.....	176.3	1 75	1 30	45	34.6	1 35	1 10	25	22.7
Norwalk.....	177.1	Radner.....	176.3	1 75	1 30	45	34.6	1 35	1 10	25	22.7
Summit.....	180.1	Limestone.....	182.4	1 75	1 30	45	34.6	1 35	1 10	25	22.7
Sparta.....	189.9	Peoria.....	189.3	1 75	1 30	45	34.6	1 35	1 10	25	22.7
Waukesha.....	19.6	Arling. Hts.	22.4	50	60	50	60
Wales.....	27.2	Palatine.....	26.1	60	60	60	60
Dousman.....	32.6	Barrington.....	31.6	80	60	20	33.3	60	60
Helenville.....	44	Ridgefield.....	45.7	1 00	85	15	17.7	90	50	10	16.7
Lake Mills.....	56	Hartland.....	55.7	1 10	90	20	22.2	1 00	85	05	5.9
London.....	61.5	Harvard.....	62.7	1 20	90	40	44.4	1 30	90	40	44.4
Deerfield.....	64.8	Lawrence.....	64.8	1 30	90	30	33.3	1 15	90	25	27.8
Cot'ze Grove	71.5	Capron.....	70.1	1 40	1 00	40	40	1 40	90	40	44.4
Verona.....	93.1	Rockford.....	92.9	1 60	1 20	40	33.3	1 60	98	47	50.5
Riley's.....	99	Winnebago.....	100.1	1 60	1 30	30	23.1	1 60	93	42	42.9
Klevenville.....	101.4	Winnebago.....	100.1	1 60	1 30	30	23.1	1 60	1 00	60	60.0
Mt. Horeb.....	105.4	Pecatonica.....	107.2	1 75	1 30	30	23.1	1 60	1 00	60	60.0
Blue Mound.....	110	Ridott.....	113.5	1 75	1 30	45	34.6	1 60	1 00	60	60.0
Barneveld.....	114.5	Ridott.....	113.5	1 75	1 30	45	34.6	1 60	1 00	60	60.0
Ridgeway.....	121	Freeport.....	121	1 75	1 30	45	34.6	1 60	1 05	60	60.0
Dodgeville.....	129.3	Manlins.....	128.3	1 75	1 30	45	34.6	1 60	1 00	60	60.0
Edmund.....	136.8	Buda.....	138.7	1 75	1 30	45	34.6	1 60	1 03	57	55.3
Cobb.....	140.2	Buda.....	138.7	1 75	1 30	45	34.6	1 60	1 04	56	53.8
Montfort.....	145.7	Morse.....	138.7	1 75	1 30	45	34.6	1 60	1 04	56	53.8
Preston.....	151.7	Broadmoor.....	145	1 75	1 30	45	34.6	1 60	1 10	50	45.5
Stetzar.....	159.7	Speer.....	162.1	1 75	1 30	45	34.6	1 75	1 10	65	54.5
Lancaster.....	167.7	Akron.....	167.9	1 75	1 30	45	34.6	1 75	1 10	65	54.5
Fennimore.....	158.2	Speer.....	167.9	1 75	1 30	45	34.6	1 75	1 10	65	54.5
Werley.....	165	Akron.....	167.9	1 75	1 30	45	34.6	1 75	1 10	65	54.5
Woodman.....	175	Radnor.....	176.3	1 75	1 30	45	34.6	1 75	1 10	62	54.5
Livingston.....	150	Broadmoor.....	151	1 75	1 30	45	34.6	1 60	1 10	65	54.5
Roney.....	155	Camp Grove	155.6	1 75	1 30	45	34.6	1 60	1 10	50	45.5
Lessie.....	161	Speer.....	169.1	1 75	1 30	45	34.6	1 60	1 10	50	45.5
Ipswitch.....	167	Akron.....	167.9	1 75	1 30	45	34.6	1 50	1 10	50	45.5
Platteville.....	171	Radnor.....	176.3	1 75	1 30	45	34.6	1 60	1 10	50	45.5
Elmo.....	171	Radnor.....	176.3	2 00	1 30	70	53.8	1 75	1 10	65	59.1
Benton.....	177	Radnor.....	176.3	2 00	1 30	70	53.8	1 75	1 10	65	59.1
Strawbridge.....	180	Limestone.....	182.4	2 00	1 30	70	53.8	1 75	1 10	65	59.1
Buncombe.....	181	Limestone.....	182.4	2 00	1 30	70	53.8	1 75	1 10	65	59.1
Sharon.....	97.5	Troy Grove.....	97.7	1 00	1 00	1 00	1 00
Clinton Jct.	89.8	Triumph.....	94	1 10	1 00	10	10	1 00	1 00
Shopiere.....	85.9	Eastville.....	83	1 20	97	23	23.7	1 00	97	03	3.3
Janesville.....	77.2	Rollo.....	77.4	1 20	95	25	26.3	1 00	95	05	5

TABLE III — Continued.
Rate per ton—Carload lots.

Wisconsin.		Illinois.		Hard Coal.				Soft Coal.			
Between Milwaukee and		Between Chicago and		Rates.		Excess for Wisconsin.		Rates.		Excess for Wisconsin.	
Names.	Miles	Names.	Miles	Wis.	Ill.	Amt cts.	Pr ct.	Wis.	Ill.	Amt. cts.	Pr ct.
Milton Jct..	69.3	Habbinave	73	\$1 20	\$ 90	30 33.3		\$1 00	\$ 90	10 11.1	
Koshkonong	64.2	Carlton...	66.4	1 20	85	35 41.2		1 00	85	15 17.7	
Ft. Atkinson	57.4	Elva.....	63	1 20	80	40 50.0		1 00	80	20 25	
Jefferson...	51.7	Cortland...	55.4	1 10	80	40 50		1 00	80	20 25	
Jefferson Jct	49.1	Maple Park.	50.0	1 00	80	20 25		1 00	80	20 25	
Johnson's Ck	51.8	Algonquin..	52.8	1 00	75	25 33.3		1 00	75	25 33.3	
Watertown..	62.9	Terra Cotta.	61.3	1 00	75	25 33.3		1 00	75	25 33.3	
Clyman.....	78.1	Richmond...	76	1 00	75	25 32.3		1 00	75	25 33.3	
Juneau.....	84.9	Hebron.....	83.3	1 00	90	10 11.1		1 00	90	10 11.1	
Minn. Jct...	88.1	Alden.....	89.9	1 00	90	10 11.1		1 00	90	10 11.1	
Burnett Jct.	88.1	Alden.....	89.9	1 00	90	10 11.1		1 00	90	10 11.1	
Chester.....	79.8	Hebron.....	83.3	1 00	90	10 11.1		1 00	95	10 11.1	
Oak Center..	74.8	Richmond...	76	1 00	75	25 33.3		1 00	75	25 33.3	
Oakfield....	71.7	Ringwood....	69.5	1 00	75	25 33.3		1 00	75	25 33.3	
Fond du Lac	63.3	McHenry....	65.8	1 00	75	25 33.3		1 00	75	25 33.3	
Clintonville.	156	Camp Grove	155.6	1 30	1 30	00 00.0		1 30	1 10	20 18.2	
Embarrass..	160.7	Speer.....	162.1	1 40	1 30	10 7.7		1 40	1 10	30 27.3	
Shawano....	171	Radnor.....	176.3	1 40	1 30	10 7.7		1 40	1 10	30 27.3	
Mosling....	185.4	Peoria.....	189.3	1 40	1 30	10 7.7		1 40	1 10	30 27.3	
Gillitt.....	188.9	Peoria.....	189.3	1 40	1 30	10 7.7		1 40	1 10	30 27.3	
Buckbee....	160.2	Speer.....	162.1	1 40	1 30	10 7.7		1 40	1 10	30 27.3	
Marion.....	163.5	Speer.....	162.1	1 50	1 30	20 15.4		1 40	1 10	30 27.3	
Hunting....	168	Akron.....	167.9	1 50	1 30	20 15.4		1 40	1 10	30 27.3	
Split Rock..	171.4	Radnor.....	176.3	1 50	1 30	20 15.4		1 40	1 10	30 27.3	
Tigerton....	174.7	Radnor.....	176.3	1 50	1 30	20 15.4		1 40	1 10	30 27.3	
Whitcomb..	178.8	Limestone...	182.4	1 50	1 30	20 15.4		1 40	1 10	30 27.3	
Wittenberg.	183	Limestone...	182.4	1 50	1 30	20 15.4		1 40	1 10	30 27.3	
Eland Jct... Jackson.....	187.1 26.8	Peoria..... Palatine....	189.3 26.1	1 50 80	1 30 80	20 15.4 20 33.3		1 40 75	1 10 60	30 27.3 15 25.0	
West Bend..	33.9	Barrington..	31.6	80	60	20 33.3		75	60	15 25.0	
Barton.....	35.3	Cary.....	38.3	80	70	10 12.8		75	60	15 25.0	
Keewaukum	41.5	Crystal Lake	42.9	90	75	15 20.0		80	75	05 6.7	
C'mpbell's Pt	47.7	Ridgefield..	45.7	1 00	85	15 17.7		85	85	00 00.0	
Eden.....	55.4	Hartland....	55.7	1 00	90	10 11.1		1 00	89	11 12.4	
Eldorado... Rosendale..	72.9 75.4	Shabbona... Rallo.....	73 77.4	1 00 1 00	1 00 1 00		1 00 1 00	90 95	10 11.1 15 15.8	
Ripon Jct... Green Lake..	83.9 89.8	Earlville... Triumph....	83 94	1 00 1 00	1 00 1 00		1 00 1 00	97 1 00	3 3.1	
Princeton... Neskora....	89.1 108.8	Troy Grove.. Van Petten..	97.7 111.2	1 00 1 10	1 00 1 30		1 00 1 10	1 00 1 00 10 10.0	
Wautoma... Wild Rose..	117.7 125.1	Hahnmanan.. Manlins....	121 128.3	1 35 1 40	1 30 1 30	05 3.8 10 7.6		1 35 1 40	1 02 1 03	32 32.4 37 35.9	
Almond.... Bancroft...	135.7 141.5	Buda..... Morse.....	138.7 145	1 40 1 40	1 30 1 30	10 7.6 10 7.6		1 40 1 40	1 10 1 10	30 27.2 30 27.2	
Kellner.... Gr'd Rapids.	152.9 159.6	Camp Grove Speer.....	155.6 162.1	1 40 1 40	1 30 1 30	10 7.6 10 7.6		1 40 1 40	1 10 1 10	30 27.2 30 27.2	
Vesper..... Arpin.....	168.9 174.1	Akron..... Radnor.....	167.9 176.3	1 40 1 40	1 30 1 30	10 7.6 10 7.6		1 40 1 40	1 10 1 10	30 27.2 30 27.2	
Marshfield. Oconomow'c	195.2 31	Peoria..... Spalding...	189.3 33	1 40 80	1 30 70	10 7.6 20 28.6		1 40 80	1 10 70	30 27.2 10 14.3	
Ixonia..... Reeseville..	37 55	Elgin..... N'w Leban'n	37 57	1 00 1 10	1 0 90	10 11.1 20 22.2		1 00 1 00	75 87	25 33.3 13 14.9	
Milton..... Doylestown.	62 73	Kingston... Fairdale...	63 72	1 20 1 50	1 00 1 00	20 20.0 50 50.0		1 00 1 20	91 93	09 9.9 27 29.0	
Rio..... Madison....	78 85	St. Junct. StillmanVal.	80 85	1 50 1 50	1 20 1 30	30 25.0 20 15.4		1 30 1 35	96 95	35 36.8 39 40.6	
Lewiston... Mazomanie.	101 104	Adeline.... Forest Jct..	101 107	1 50 1 75	1 30 1 30	20 15.4 45 34.6		1 35 1 35	1 00 1 00	35 35.0 35 35.0	
Kilbourn....	110	Harper.....	110	1 50	1 30	20 15.4		1 35	1 00	35 35.0	

GOVERNOR'S MESSAGE.

TABLE III — Continued.

Rate per ton — Carload lots.

Wisconsin.		Illinois.		Hard Coal.				Soft Coal.			
Between Milwaukee and		Between Chicago and		Rates.		Excess for Wisconsin.		Rates.		Excess for Wisconsin.	
Names.	Miles	Names.	Miles	Wis.	Ill.	Am't. cts.	Pr ct.	Wis.	Ill.	Am't. cts.	Pr ct.
Mauston	128	Mt. Carrol ..	128	\$1 50	\$1 30	20	15.4	\$1 35	\$1 00	35	35.0
Avoca	131	Hickory Gr. ..	131	1 75	1 30	45	34.6	1 35	1 00	35	35.0
Orange	139	Savannah	138	1 50	1 30	20	15.4	1 35	1 00	35	35.0
Oconto	147	Thompson ..	146	1 50	1 30	20	15.4	1 50	1 00	50	50.0
Wausaukee.	174	East Moline.	176	1 50	1 30	20	15.4	1 50	1 00	50	50.0
La Crosse...	198	Rock Island.	194	1 80	1 30	50	33.4	1 35	1 00	35	35.0
Total ...	13940	14146	\$171 25	\$138 60	\$32 65	23.6	\$155 70	\$118 20	\$37 50	31.7

TABLE IV.

A comparison of the freight rates on grain, in Wisconsin and Illinois, on the Chicago, Milwaukee & St. Paul Railroad. The comparisons include the rates from fifty-four towns in Wisconsin to Milwaukee and from fifty-four towns in Illinois to Chicago; the distances in both cases being about equal.

Rate in cents per 100 pounds — Carload lots.

Wisconsin.		Illinois.		Grain.			
From places named to Milwaukee.	Miles.	From places named to Chicago.	Miles.	Rates in cents.		Excess for Wisconsin.	
				Wis.	Ills.	Am'ts.	Pr ct.
La Crosse Div.							
Ixonia.....	37	Elgin.....	37	6	5.6	\$.40	7.14
Watertown.....	44	McQueen.....	43	7	5.83	1.17	20.07
Richwood.....	49	Hampshire.....	51	7	6.32	.68	10.76
Reeseville.....	55	New Lebanon.....	55	7.5	6.32	1.18	18.67
Elba.....	60	Genoa.....	59	8.5	6.5	2.00	30.77
Columbus.....	64	Kingston.....	63	9.	6.8	2.20	32.35
Fall River.....	67	Kirkland.....	67	9.5	7.05	2.45	34.75
Doylestown.....	73	Fairdale.....	72	10.	7.29	2.71	37.17
Wycocena.....	83	Stillman.....	85	10	7.5	2.50	33.33
Portage.....	92	Leaf River.....	97	10.	7.86	2.14	27.22
Lewiston.....	101	Adeline.....	101	11.	8.	3.00	37.50
Kilbourn.....	109	Harper.....	110	11.	8.34	2.66	31.77
Orange.....	139	Savanna.....	138	11.	9.07	1.93	21.27
Hubbleton.....	52	New Lebanon.....	55	8.	6.32	1.68	26.58
Waterloo.....	58	Genoa.....	59	8.5	6.5	2.00	30.77
Marshall.....	61	Kingston.....	63	9.	6.8	2.20	32.35
Deanville.....	61	Kingston.....	63	9.	6.8	2.20	32.35
Sun Prairie.....	69	Kirkland.....	67	9.5	7.05	2.45	34.76
Burke.....	75	Monroe.....	75	10.	7.29	2.71	37.17
Madison.....	82	Stillman.....	85	11.	7.5	3.50	46.66
Darwin.....	87	Byron.....	89	11.	7.5	3.50	46.66
Windsor.....	93	Leaf River.....	97	11.	7.86	3.14	39.82
De Forest.....	95	Leaf River.....	97	11.	7.86	3.14	39.82
Arlington.....	102	Adeline.....	101	11.	8.	3.00	37.50
Poynette.....	104	Forreston.....	107	11.	8.34	2.66	31.77
Palmyra.....	42	McQueen.....	43	7.5	5.83	1.67	28.64
Whitewater.....	51	Hampshire.....	51	7.5	6.32	1.18	18.67
Lima.....	57	Genoa.....	59	7.5	6.5	1.00	15.38
Milton.....	62	Kingston.....	63	8.	6.8	1.20	17.65
Edgerton.....	71	Fairdale.....	72	9.	7.29	1.71	23.45
Stoughton.....	81	Davis Junction.....	80	9.5	7.29	2.21	30.31
McFarland.....	88	Byron.....	89	10.	7.5	2.50	33.33
Cross Plains.....	96	Leaf River.....	97	11.	7.86	3.14	39.95
Black Earth.....	101	Adeline.....	101	11.	8.	3.00	37.50
Arena.....	110	Harper.....	110	11.	8.34	2.66	31.77
Spring Green.....	118	Kittredge.....	117	11.	8.34	2.66	31.77
Lone Rock.....	125	Mt. Carroll.....	128	11.	8.5	2.50	29.40
Muscoda.....	137	Savanna.....	138	11.	9.07	1.93	21.27
Janesville.....	71	Fairdale.....	72	8.	7.29	.71	9.73
Hanover.....	79	Davis Junction.....	80	9.	7.29	1.71	23.46
Orford.....	83	Stillman.....	85	9.	7.5	1.50	20.00
Brodhead.....	90	Byron.....	89	9.5	7.5	2.00	26.66
Juda.....	96	Leaf River.....	97	10.	7.86	2.14	27.22
Monroe.....	105	Forreston Jct.....	107	10.	8.34	1.66	19.90
Brownston.....	113	Kittredge.....	117	10.	8.34	1.66	19.90
Gratiot.....	127	Mt. Carroll.....	128	10.	8.5	1.50	17.64
Shullsburg.....	138	Savanna.....	138	10.	9.07	.93	10.25
Minnesota Jct.....	57	New Lebanon.....	55	7.5	6.32	1.18	18.67
Rolling Prairie.....	59	Genoa.....	59	7.5	6.50	1.00	15.38
Beaver Dam.....	64	Kingston.....	63	8.	6.80	1.20	17.65
Fox Lake.....	74	Monroe.....	75	8.	7.29	.71	9.72
Randolph.....	81	Davis Junction.....	80	8.5	7.29	1.21	16.59
Cambria.....	87	Byron.....	89	9.	7.50	1.50	20.00
Pardeeville.....	96	Leaf River.....	97	10.	7.86	2.14	27.22
Total.....	4,474		4,515	506.5	389.19	\$116.31	27.00

TABLE V.

A comparison of the freight rates on grain in Wisconsin and Illinois on the Chicago & Northwestern Railway. The comparisons include the rates from thirty towns in Wisconsin to Milwaukee, and from thirty towns in Illinois to Chicago, the distance being about the same in both cases.

Rate in cents per 100 pounds for carload lots.

WISCONSIN.		ILLINOIS.		GRAIN.			
From stations named to Milwaukee.	Miles.	From stations named to Chicago.	Miles.	Rates.		Excess for Wisconsin.	
				Wis.	Ills.	Am't.	Prct.
Sullivan	39	Clintonville	39	6	5 6	.4	7.1
Helenville	44	Elgin	43	6 5	5 6	.9	16.1
Jefferson Jct	50	Gilberts	50	7	6.08	.92	15.1
Lake Mills	56	Huntley	55	8	6.32	1.68	26.6
London	62	Union	63	8.5	6 8	1.7	25.0
Deerfield	65	Marengo	66	9	7.05	1.95	27.6
Cottage Grove	72	Garden Prairie	72	9.5	7.29	2.21	30.3
Madison	82	Cherry Valley	84	11	7.5	3 5	46.7
Verona	94	Rockford	93	11	8	3	37.5
Rileys	99	Winnebago	100	11	8	3	37.5
Mt. Horeb	106	Pecatonica	107	11	8	3	37.5
Barneveld	115	Ridott	114	11	8.34	2.66	31.9
Ridgeway	121	Freeport	121	11	8.34	2.66	31.9
Edmunds	138	Fulton	136	11	9.07	1.93	21.3
Brooklyn	98	Winnebago	100	10	8	2	25
Oregon	93	Rockford	93	10	8	2	25
Syene	88	Franklin Grove	88	10	7.8	2 2	28.2
Mendota	87	Franklin Grove	88	11	7.8	3.2	41
Wauwaukee	92	Rockford	93	11	8	3	37.5
Dane	97	Dixon	98	11	8	3	37.5
Lodi	102	Nelson	104	11	8	3	37.5
Okee	106	Pecatonica	107	11	8	3	37.5
Merrimac	108	Sterling	110	11	8	3	37.5
Kirkland	115	Ridott	114	11	8.34	2.66	31.9
Devil's Lake	116	Round Grove	119	11	8.5	2.5	29.4
Baraboo	119	Round Grove	119	11	8.5	2.5	29.4
Kirkwood	123	Morrison	124	11	8.5	2.5	29.4
North Freedom	126	Union Grove	128	11	8.8	2.2	25
Abl-mans	129	Union Grove	128	11	8.8	2.2	25
Reedsburg	135	Fulton	136	11	9.07	1.93	21.3
Total	2,877	2,792	301.5	234.1	70 4	30.1

TABLE VI.

A comparison of the freight rates on grain in Wisconsin and Illinois. The comparisons include the rate from 26 towns to Milwaukee on the Chicago & Northwestern Railroad in Wisconsin, and from the same number of towns to Chicago on the Chicago, Burlington & Quincy Railroad in Illinois, the distance being about the same for both states.

Rate in cents per 100 pounds, carload lots.

WISCONSIN.		ILLINOIS.		GRAIN.			
From stations named below to Milwaukee.	Miles.	From stations named to Chicago.	Miles.	Rates.		Excess for Wisconsin.	
				Wis.	Ills.	Am't.	Pr ct.
Cobb.....	141	Duncan.....	144	11	8	3	37.50
Montford.....	146	Monica.....	148	11	8	3	37.50
Preston.....	153	Brimfield.....	155	11	8	3	37.50
Lancaster Jct.....	156	Brimfield.....	155	11	8	3	37.50
Stitzer.....	160	Elmwood.....	162	11	8	3	37.50
Lancaster.....	168	Farmington.....	169	11	8	3	37.50
Fennimore.....	159	Yates City.....	164	11	8	3	37.50
Wexley.....	166	Knoxville.....	168	11	8	3	37.50
Woodman.....	175	Maquon.....	172	11.5	8	3.50	43.75
Livingston.....	150	Monica.....	148	11	8	3	37.5J
Leslie.....	161	Yates City.....	164	11	8	3	37.50
Ipswich.....	167	Farmington.....	169	11	8	3	37.50
Platteville.....	171	Gilson.....	174	11	8	3	37.50
Elmo.....	171	Gilson.....	174	11	8	3	37.50
Cuba City.....	174	Edwards.....	175	11	8	3	37.50
Benton.....	177	Pottsville.....	177	11	8	3	37.50
Strawbridge.....	180	Canton.....	181	11	8	3	37.50
Buncombe.....	181	Bryant.....	188	11	8	3	37.50
La Valle.....	143	Altona.....	147	11	8.32	2.68	32.21
Wonewoc.....	150	Oneida.....	151	11	8.32	2.68	32.21
Union Center.....	153	Wataga.....	155	11	8.32	2.68	32.21
Elroy.....	157	Wataga.....	155	11	8.32	2.68	32.21
Glendale.....	162	Galesburg.....	163	11	8.32	2.68	32.21
Kendall.....	163	Galesburg.....	163	11	8.32	2.68	32.21
Wilton.....	172	Abingdon.....	173	11	8.35	2.65	31.74
Norwalk.....	178	St. Augustine.....	179	11	8.5	2.50	29.41
Summit.....	181	Avon.....	183	11	8.7	2.30	28.43
Sparta.....	190	Bushnell.....	192	11	8.84	2.16	24.43
Rockland.....	196	Bardolph.....	196	11	9	2	22.22
Bangor.....	200	Macomb.....	203	12	9.25	2.75	29.73
West Salem.....	204	Macomb.....	203	12.5	9.25	3.25	35.13
Medary.....	212	Colchester.....	210	12.5	9.5	3.00	31.57
La Crosse.....	216	Colmar.....	218	12.5	10	2.50	25.00
Total.....	4,633	5,678	369.00	275.31	93.69	34.03

TABLE VII.

A comparison of the freight rates on grain in Wisconsin and Illinois. The comparisons include the rates from 26 towns to Milwaukee on the C. M. & St. P. Ry. in Wisconsin, and from the same number of towns to Chicago on the C. B. & Q. Ry. in Illinois, the distances in both cases being about the same.

Rate in cents per 100 pound car-load lots.

WISCONSIN.		ILLINOIS.		GRAIN.			
From station named to Milwaukee.	Miles.	From station named to Chicago.	Miles.	Rates.		Excess for Wisconsin.	
				Wis.	Ills.	Am't.	Pr ct.
Camp Douglas....	141	Duncan.....	144	11	8	3	37.50
Oakdale.....	147	Monica.....	148	11	8	3	37.50
Tomah.....	154	Brunfield.....	155	11	8	3	37.50
Tunnell City.....	157	Brunfield.....	155	11	8	3	37.50
Lafayette.....	164	Elmwood.....	162	11	8	3	37.50
Sparta.....	170	Farrington.....	169	11	8	3	37.50
Rockland.....	177	Pottstown.....	177	11.5	8	3.5	43.75
Bangor.....	181	Canton.....	181	12	8	4	50.00
West Salem.....	185	Bryant.....	188	12.5	8	4.5	56.25
Medary.....	192	Lewiston.....	194	12.5	8	4.5	56.25
La Crosse.....	196	Lewiston.....	194	12.5	8	4.5	56.25
Leon.....	176	Edwards.....	175	11	8	3	37.50
Meloina.....	182	Canton.....	181	11	8	3	37.50
Cashton.....	189	Lewiston.....	194	11.5	8	3.5	43.75
Westby.....	197	Bardolph.....	196	12.5	9	3.5	38.89
Viroqua.....	205	McComb.....	203	12.5	9.25	3.25	35.14
Blue River.....	142	Altona.....	147	11	8.32	2.68	32.21
Boscobel.....	152	Oneida.....	151	11	8.32	2.68	32.21
Woodman.....	157	Wataga.....	155	11.5	8.32	3.18	38.22
Wauzeka.....	161	Galesburg.....	163	12	8.32	3.68	44.23
Bridgeport.....	172	Abington.....	173	12.5	8.35	4.15	49.70
Prairie du Chien..	179	St. Augusta.....	179	12.5	8.5	4	47.05
Calamine.....	143	Altona.....	147	10.5	8.32	2.18	26.20
Mineral Point.....	152	Oneida.....	151	11	8.32	2.68	32.21
Belmont.....	153	Wataga.....	155	11	8.32	2.68	32.21
Platteville.....	161	Galesburg.....	163	11	8.32	2.68	32.21
Total.....	3,385		3,400	299.5	213.66	[85.84]	40.1878



BIENNIAL REPORTS

OF THE

SECRETARY OF STATE

COMMISSIONERS OF PUBLIC PRINTING

AND THE

SUPERINTENDENT OF PUBLIC PROPERTY

OF THE

STATE OF WISCONSIN

For the Fiscal Years Ending Sept. 30, 1901, and June 30, 1902



MADISON
DEMOCRAT PRINTING COMPANY, STATE PRINTER
1902

STATE OF WISCONSIN.

Report of the Secretary of State.

DEPARTMENT OF STATE,

July 1, 1902.

To His Excellency, ROBERT M. LA FOLLETTE,

Governor of the State of Wisconsin:

SIR:—In compliance with the statutes prescribing my duties, I have the honor to transmit herewith the biennial report of this department for the fiscal years ending September 30, 1901, and June 30, 1902, respectively. As in the past the report shows the condition of the several funds, with a complete statement of the receipts and disbursements, for the biennial fiscal period.

I have also appended the usual detailed statements and statistical tables deemed of interest to the people of the state.

WM. H. FROEHLICH,

Secretary of State.

GENERAL STATEMENT

Showing Balances, Receipts and Disbursements for the Fiscal Years Ending September 30, 1901, and June 30, 1902.

	Balance, Sept 30, 1900.	Receipts, 1901.	Receipts, 1902.	Total bal- ance and receipts.	Disburse- ments, 1901.	Disburse- ments, 1902.	Total dis- bursements.	Balance, June 30, 1902.
General Fund.....	\$496,408 74	\$2,904,091 98	\$2,197,140 16	\$5,597,640 88	\$2,882,658 58	\$2,271,058 30	\$5,153,716 88	\$143,924 00
<i>Trust Funds:</i>								
School Fund.....	\$211,640 66	\$180,319 45	\$248,604 18	\$340,564 32	\$342,431 97	\$216,112 49	\$558,550 46	\$32,013 86
School Fund Income.....	181,535 19	340,031 64	1,603,658 89	2,630,225 72	821,770 22	1,641,113 72	2,462,883 94	167,341 78
University Fund.....	38,718 94	18,363 00	15,063 00	72,144 94	37,794 99	31,225 00	69,019 99	3,124 95
University Fund Income.....		339,017 18	376,363 65	715,380 83	339,017 18	376,363 65	715,380 83	
Agricultural College Fund.....	82,646 61	13,515 34	16,814 00	112,975 95	93,238 34	18,775 00	112,013 34	962 61
Agricultural College Fund Income.....		22,279 19	13,339 98	35,619 17	22,279 19	13,339 98	35,619 17	
Normal School Fund.....	185,239 25	312,084 24	282,532 93	779,856 47	381,942 80	318,095 00	710,057 80	69,818 67
Normal School Fund Income.....		318,586 30	320,312 29	638,898 59	318,586 30	320,312 29	638,898 59	
Drainage Fund.....	2,613 87	839 65	978 65	4,432 17	316 38	2 05	318 43	4,113 74
Delinquent Tax Fund.....	88 42	683 91	573 73	1,346 06	699 68		699 68	646 38
Indemnity Fund.....		120 00		120 00	120 00		120 00	
Calumet and Manitowoc Co.'s Fund.....	284 45							284 45
Redemption Fund.....	151 92							151 92
Deposit Fund.....	10,318 22	14 53		10,332 75		18 92	18 92	10,313 83
Menomonie Indian Res. Tres. Fund.....	9,548 10							9,548 10
Wis. Farm Mortgage Land Co. Fund.....	4,446 64							4,446 64
Allotment Fund.....	916 54	40 60		956 54				956 54
Medical Examiners' Fund.....		863 31		863 31				863 31
Hunting License Fund.....	7,195 63	41,051 88	55,789 86	103,637 42	33,695 47	47,071 66	80,770 13	22,867 29
Oil Inspection Fund.....		4,541 98	23,549 22	28,091 20	4,541 38	23,549 22	28,091 20	

General Statement.

REPORT OF THE

General Fund.

GENERAL FUND.

This fund embraces all the revenues of the state applicable to the payment of the ordinary expenses of the state government.

The sources from which it is derived are, a general fund tax, a tax on civil actions, license of railroad companies, log driving and booming companies, telegraph and telephone companies, street railway and electric light companies, insurance companies and hawkers and peddlers; fees received from notaries public, from various state offices and from the sale of books and reports.

The expenditures therefrom are authorized by permanent and temporary appropriations, and by the several laws requiring the Secretary of State to audit accounts.

A statement of the transactions of this fund will be found in detail under appendix "A" in this report.

The receipts and disbursements have been as follows:

RECEIPTS.

	Sept. 30, 1901.	June 30, 1902.
Suit tax	\$5,643 00	\$5,871 00
From counties for charitable and penal institutions	239,224 20	250,590 52
From counties for free high schools	100,000 00	100,000 00
From counties, interest on certificates of indebtedness	157,570 00	157,570 00
From counties for graded schools	60,000 00
Railroad companies, license tax	1,600,379 79	857,854 55
Palace and sleeping car companies, license tax	9,145 88
Freight line companies, license tax	973 40	1,222 88
Express companies, license tax	14,084 54
Street railway and electric light companies, tax	9,323 62	10,029 07
Telegraph companies, license tax	11,507 35	11,721 80
Telephone companies, license tax	25,224 32	31,770 45
Loan and trust companies, license tax ...	2,487 89	2,357 43
Boom and improvement companies, license tax	1,578 50	779 45
Plank road companies, license tax	352 99	33 38
Legacy tax	26,298 37	29,914 16
Vessel tonnage tax	1,390 15	1,105 26
Fire insurance companies, license tax ...	107,872 91	115,474 64
Life insurance companies, license tax ...	265,885 04	291,528 53
Accident, surety, etc., companies, license tax	10,322 51	12,218 98
Charitable and penal institutions	85,824 40	77,926 40
Sundry sources—State departments	213,632 29	156,003 30
Miscellaneous	15,370 83	23,169 16
	<u>\$2,904,091 98</u>	<u>\$2,197,140 16</u>

General Fund.

DISBURSEMENTS.

	Sept. 30, 1901.	June 30, 1902.
Executive department	\$15,024 76	\$10,176 38
State department	38,934 47	27,856 11
Treasury department	18,625 37	13,912 29
Attorney general's department	11,865 44	9,171 73
State superintendent's department	27,262 50	28,921 77
Railroad commissioner's department	17,777 92	5,044 58
Insurance department	17,078 98	14,194 04
Tax commission's department	17,548 41	14,016 42
Land commissioners' department	13,328 61	12,556 03
Draughtsman department	400 00
Bank examiners' department	11,952 29	10,110 79
Bureau of labor statistics, etc.....	23,935 42	19,673 32
Dairy and food commissioner's department	7,966 96
Board of control	22,821 68	15,288 47
State charitable and penal institutions...	781,546 51	673,677 81
Maintaining chronic insane in county asylums	366,876 08	376,923 88
Maintaining acute and chronic insane, Ch. 423, L. 1901	75,010 48	27,503 52
Wisconsin industrial school for girls	3,000 00	33,000 00
Wisconsin veterans' home	112,015 43	67,832 83
State board of health	5,894 49	13,442 07
Live stock sanitary board—veterinary surgery	6,010 54	3,980 56
Diseased animals slaughtered	8,048 94	3,983 26
Commissioners of fisheries	24,104 37	17,216 22
Fish and game warden	3,477 11	3,112 31
Oil inspection	105 95	141 14
State treasury agent	3,822 28	3,772 72
Board of arbitration	927 24	416 68
Supreme court	38,077 50	29,994 38
State bar examiners	1,975 47	1,712 53
State law library	6,601 49	6,036 55
Circuit courts	82,081 33	63,231 64
Regular, extra and special pay rolls—superintendent public property	53,303 29	42,721 43
Remodeling south wing of capitol, chapter 248, L. 1901	4,007 58
Furnishing committee rooms	4,196 61
Chairs for senate chamber	353 63
Expenses under chap. 350, L. 1901	1,520 00	1,355 70
Expenses under chap. 125, L. 1901.....	163 88
Expenses under chap. 452, L. 1901.....	594 73
Expenses under chap. 125, L. 1901.....	34 87
Incidental expenses, chap. 293, W. S., and acts amendatory	12,100 35	7,988 37
Stationery	5,021 82	1,090 00
Publishing proposals for stationery.....	34 75
Paper	22,860 19	1,440 68
Fuel for capitol	3,273 60	5,270 85
Gas and electric lights	4,387 49	2,269 35
W. N. G.—Adjutant general's department.	100,457 67	46,775 86

General Fund.

	Sept. 30, 1901.	June 30, 1902.
W. N. G.—Quartermaster general's department	21,575 37	20,190 31
State historical society	24,960 11	22,416 65
Free library commission	10,679 55	9,527 26
Geological and natural history survey....	11,326 95	2,716 17
Deaf mute instruction in cities.....	29,435 34
Academy of sciences, arts and letters....	1,171 57	275 65
Common schools	113,650 47	110,047 79
State university	31,363 89	79,301 58
Normal schools	62,047 41	62,302 61
Free high schools	97,607 83	97,598 37
Manual training in high schools.....	250 00	2,000 00
Wisconsin dairymen's association	3,000 00	2,600 70
Wisconsin cranberry growers' ass'n.	250 00	250 00
Wisconsin state firemen's ass'n.....	375 00	375 00
Eastern Wisconsin firemen's ass'n.....	125 00
Wisconsin cheesemakers' ass'n.....	699 37	645 09
Wisconsin state horticultural society.....	2,638 15	3,004 25
Inspector of apiaries	414 77	527 40
Prevention of San Jose scale.....	170 15	22 05
Pan American exposition	22,000 00
St. Louis world's fair	1,000 00
Bounty	12,185 00	11,452 00
State board of immigration	1,754 93
Claims against U. S. government.....	4,626 40	2,322 19
Presidential electors	418 70
Babcock medal	300 00
Commissioners of public printing	54 55
Tax on legacies—refunded	1,555 12
Vicksburg commission	921 62
Shiloh battlefield commission	276 20
Inter-state park commission	4,389 47	3,930 10
Miscellaneous	152,616 82	101,431 54
Publishing bank reports	308 45	153 60
Advertising lands	192 15	34 56
Making statement of sales of real estate..	1,663 46	1,630 80
County agricultural societies	55,854 65	57,721 77
La Crosse inter-state fair	2,376 13
Northern Wisconsin state fair	2,806 60	3,619 96
State board of agriculture	26,270 90	8,114 22
Reimbursement of drainage fund	17,933 80
Vessel tax—returned to counties	696 17
Legislative expenses—		
Senate, salaries and mileage	17,478 40
Assembly, salaries and mileage.....	53,520 60
Senate, clerk hire	31,095 30
Assembly, clerk hire	32,177 40
Committees and misc. expenses	3,523 29
Printing	8,140 88	3,098 59
Blue book	3,814 40	15,980 79
Publishing laws of local interest	237 85
Publishing laws of general interest.....	53,100 00	100 00
	<u>\$2,882,658 58</u>	<u>\$2,271,058 30</u>

School Fund.

SCHOOL FUND.

The School Fund is composed of:

1. Proceeds of lands granted by the United States for support of schools.
 2. All moneys accruing to the state by forfeiture or escheat.
 3. All penalties for trespass upon the school lands.
 4. All fines collected in the several counties for breach of penal laws.
 5. All moneys paid as an exemption from military duty.
 6. Five per cent. of net proceeds of sales of United States public lands.
- The number of acres of unsold land, the proceeds of which are applicable to this fund, is 3,216,399.

The cash receipts and disbursements during the two fiscal years have been as follows:

RECEIPTS.

	Sept. 30, 1901.	June 30, 1902.
County fines	\$20,871 87	\$17,957 84
Sale of lands	5,697 83	1,940 50
Dues on certificates of sales	4,924 70	7,774 08
Material sold	75 00
Timber sold	920 00
Trespass	143 00
Loans, school district and individual ...	83,064 86	90,856 91
U. S., per governor, 5 per cent. on sale of public lands	1,881 11	1,027 91
Escheated estates	1,461 56	1,214 28
Sale of confiscated game	2 90
Bonds	40,800 00	82,600 00
Loans	21,539 65	44,169 66
	<u>\$180,319 48</u>	<u>\$248,604 18</u>

DISBURSEMENTS.

	Sept. 30, 1901.	June 30, 1902.
Erroneous payment of county fines.....	\$517 51	\$8 87
Interest on deposits, chap. 150, L. 1901...	16,456 46
Erroneous payment of escheated estate...	3,375 62
Erroneous payment on school district loans	98 00
Bonds	104,600 00	25,000 00
Loans	86,800 00	50,000 00
School district loans	134,064 00	137,630 00
	<u>\$342,437 97</u>	<u>\$216,112 49</u>

School Fund.

PRODUCTIVE FUND.

The amounts of productive school fund were as follows:

	Sept. 30, 1901.	June 30, 1902.
Total dues outstanding on certificates of sales	\$31,647 05	\$23,852 97
Due on school district, individual and Racine city loans	540,988 03	586,959 12
Certificates of indebtedness	1,563,700 00	1,563,700 00
Ashland county bonds	20,000 00	20,000 00
Ashland city bonds	25,000 00	25,000 00
Amherst village bonds	3,000 00	3,000 00
Bayfield county bonds	89,000 00	79,000 00
Boscobel city bonds	9,000 00	8,500 00
Chippewa Falls city bonds	20,000 00	20,000 00
Columbus city bonds	25,000 00	25,000 00
Chilton town bonds	17,400 00	17,400 00
Chilton city bonds	7,600 00	7,600 00
Durand city bonds	25,000 00
Elroy city bonds	13,350 00	13,350 00
Eau Claire city bonds	30,000 00	30,000 00
Grand Rapids city bonds	60,000 00	60,000 00
Highland village bonds	2,800 00	2,800 00
Milwaukee city bonds	82,000 00	62,000 00
Milwaukee school bonds	60,000 00	60,000 00
Mondovi city bonds	18,000 00	18,000 00
Oshkosh city bonds	50,000 00
Oconomowoc city bonds	9,500 00	9,500 00
Stoughton city bonds	10,000 00	10,000 00
Superior city bonds	250,000 00	250,000 00
Tomahawk city bonds	11,200 00	10,400 00
Wauwatosa city bonds	19,000 00	18,000 00
Wausau city bonds	30,000 00	30,000 00
Westby village bonds	3,600 00	3,300 00
West Bend city bonds	10,000 00	10,000 00
Loan to Brown county	43,500 00	39,150 00
Loan to Ashland county	40,000 00
Loan to Chippewa county	32,842 08	30,315 76
Loan to Oneida county	18,000 00	16,000 00
Loan to Portage county	80,000 00	70,000 00
Loan to Trempealeau county	74,000 00	69,000 00
Loan to Waupaca county	10,000 00
Loan to city of Chippewa Falls	8,000 00	7,000 00
Loan to city of Green Bay	35,000 00	30,000 00
Loan to city of Jefferson	8,000 00	6,000 00
Loan to city of Menasha	12,000 00	11,000 00
Loan to city of New London	2,500 00	2,000 00
Loan to city of Oconto	22,750 00	21,000 00
Loan to city of Phillips	3,200 00	2,666 66
Loan to city of Rice Lake	7,000 00	4,500 00
Loan to city of Waupaca	10,500 00	9,000 00
Loan to town of Knight	3,500 00	3,500 00
Loan to town of Maine	300 00
Loan to town of Waldwick	2,550 00	1,700 00

School Fund Income.

	Sept. 30, 1901.	June 30, 1902.
Loan to board of school directors, town Washburn	8,000 00	6,000 00
Loan to board of school directors, town Florence	6,300 00	5,600 00
Loan to board of education, city Madison	18,000 00	18,000 00
Loan to board of school directors, town Superior	3,000 00	2,500 00
Loan to board of school directors, town of Sugar Camp	1,520 00	1,360 00
Loan to state historical society building..	95,000 00	95,000 00
	<u>\$3,507,247 16</u>	<u>\$3,493,654 51</u>

SCHOOL FUND INCOME.

The interest received on school fund investments and on the principal due for sales of school lands and the one mill tax on all assessable property in the state (sec. 1072a, W. S.), constitutes the school fund income. The disbursements of this fund are provided for by sec. 1072a, W. S. The receipts and disbursements during the last two fiscal years have been as follows:

RECEIPTS.

	Sept. 30, 1901.	June 30, 1902.
One mill tax	\$630,018 02	\$1,436,284 00
Lease	25 00	20 00
Interest on land certificates and loans ...	17,209 89	17,904 55
Interest on certificates of indebtedness...	109,459 00	109,459 00
Interest on loan to State Historical Libr. Bldg. Com.	3,325 00	3,325 00
Erroneous apportionment, Clark county..	165 17
Interest on deposits, chap. 150, laws 1901	16,456 46
Interest on deposits	9,143 70	4,488 06
Interest on bonds	41,093 19	22,064 89
Interest on loans	13,301 38	14,948 22
	<u>\$840,031 64</u>	<u>\$1,608,658 89</u>

DISBURSEMENTS.

	Sept. 30, 1901.	June 30, 1902.
Excess of interest refunded	\$29 42	\$56 16
Erroneous payment of interest on dist. loan	10 29
Premium and accrued interest on bonds..	4,935 38
Apportionment to counties	816,805 42	1,641,047 27
	<u>\$821,770 22</u>	<u>\$1,641,113 72</u>

University Fund.

UNIVERSITY FUND.

The proceeds of sales of lands granted by the United States to the support of the State University by acts of Congress, approved June 12, 1838, August 6, 1846, and December 12, 1852, form the University Fund. The principal or capital is productive, drawing interest.

The number of acres of unsold land is 585.89. The cash receipts and disbursements during the last two fiscal years have been as follows:

RECEIPTS.

	Sept. 30, 1901.	June 30, 1902.
Dues on certificates of sales	\$763 00	\$733 00
Bonds	5,000 00	2,500 00
Loans	12,600 00	11,830 00
	<u>\$18,363 00</u>	<u>\$15,063 00</u>

DISBURSEMENTS.

	Sept. 30, 1901.	June 30, 1902.
Interest on deposits, chap. 150, laws 1901..	\$3,994 99
Bonds	15,000 00
Loans	18,800 00	\$31,225 00
	<u>\$37,794 99</u>	<u>\$31,225 00</u>

PRODUCTIVE FUND.

The amounts of productive university fund were as follows:

	Sept. 30, 1901.	June 30, 1902.
Total dues outstanding on certificates of sales	\$4,005 00	\$3,272 00
Due on individual loans	350 00	350 00
Certificates of indebtedness	111,000 00	111,000 00
Eau Claire county bonds	10,000 00	10,000 00
Greenwood city bonds	2,000 00	2,000 00
De Pere city bonds	8,000 00	8,000 00
Platteville city bonds	1,000 00	1,000 00
Stanley city bonds	15,000 00	12,500 00
Loan to board of education, city of Madison	9,900 00
Loan to board of education, town and city of Ripon	1,000 00	750 00
Loan to city of Antigo	13,500 00	12,000 00
Loan to city of Menomonie	4,000 00
Loan to city of Rhinelander	8,100 00	7,200 00

University Fund.

	Sept. 30, 1901.	June 30, 1902.
Loan to city of Sturgeon Bay	10,800 00	10,200 00
Loan to town of Gillette	675 00	450 00
Loan to town of Hixon	2,250 00	2,000 00
Loan to town of Saxon	1,500 00	3,000 00
Loan to town of Underhill	350 00	175 00
Loan to town of Rice Lake	7,500 00
Loan to town of Green Valley	3,500 00	3,150 00
Loan to town of Oak Grove	725 00
Loan to town of Port Wing	10,000 00
Loan to town of Thorpe	2,100 00	1,890 00
Loan to village of Thorpe	4,000 00	3,500 00
Loan to board of school directors, town of Brule	1,200 00	1,080 00
Loan to board of school directors, town of Elcho	2,500 00	2,250 00
Loan to board of school directors, town of Newbold	2,400 00	2,100 00
Loan to board of school directors, town of Westboro	3,000 00	2,400 00
	<u>\$212,230 00</u>	<u>\$228,392 00</u>

University Fund Income.

UNIVERSITY FUND INCOME.

This fund is derived chiefly from the annual tax levy of 17-4¢ of one mill on all the assessable property in the state, authorized by sec. 390, Wisconsin Statutes, as amended by chap. 322, laws of 1901, from the interest on university land certificates and loans, etc.

This entire fund is placed at the disposal of the University Board of Regents by transfer to the treasurer of said board. The detailed record of its expenditures is kept by said treasurer distinct and independent of the accounts of the state. The receipts and disbursements during the last two fiscal years have been as follows:

RECEIPTS.

	Sept. 30, 1901.	June 30, 1902.
Tax from counties	\$268,000 00	\$289,000 00
General fund, for agricultural institutes and Washburn Observatory	15,000 00	15,000 00
General fund, Agricultural Building	50,000 00
General fund, interest on certificates of indebtedness	7,770 00	7,770 00
University fund, interest on deposits, chap. 150, L. 1901	3,994 99
Interest on deposits	1,204 38	490 92
U. S. Treas., Agricultural College, etc....	25,000 00	11,250 00
U. S. Treas., Experiment Station	15,000 00
Interest on land certificates and loans ...	324 75	262 90
Interest on bonds	1,116 80	840 00
Interest on loans	1,606 26	1,749 83
	<u>\$339,017 18</u>	<u>\$376,363 65</u>

DISBURSEMENTS.

	Sept. 30, 1901.	June 30, 1902.
Excess of interest refunded	\$7 40	\$16 06
Treas. State University, transfer	339,009 78	376,347 59
	<u>\$339,017 18</u>	<u>\$376,363 65</u>

Agricultural College Fund.

AGRICULTURAL COLLEGE FUND.

The proceeds of sales of 240,000 acres of land granted by the United States to the state by act of congress, approved July 2, 1862, for the support of an institution of learning, where shall be taught the principles of agriculture and mechanic arts, form the Agricultural College Fund. The number of acres unsold land is 120.00.

The cash receipts and disbursements during the last two fiscal years have been as follows:

RECEIPTS.

	Sept. 30, 1901.	June 30, 1902.
Dues on certificates of sales	\$2,522 00	\$1,654 00
Bonds	3,500 00	2,500 00
Loans	7,493 34	12,660 00
	<u>\$13,515 34</u>	<u>\$16,814 00</u>

DISBURSEMENTS.

	Sept. 30, 1901.	June 30, 1902.
Interest on deposits, chap. 150, L. 1901....	\$6,538 34
Loans	86,700 00	18,775 00
	<u>\$93,238 34</u>	<u>\$18,775 00</u>

PRODUCTIVE FUND.

The amounts of productive agricultural college fund were as follows:

	Sept. 30, 1901.	June 30, 1902.
Total dues outstanding on certificates of sales	\$25,345 00	\$23,691 00
Certificates of indebtedness	60,600 00	60,600 00
Eau Claire county bonds	10,000 00	10,000 00
Eau Claire bridge bonds	15,000 00	15,000 00
Black River Falls city bonds	7,000 00	5,500 00
Milwaukee city bonds	20,000 00	20,000 00
Tomahawk city bonds	2,000 00	1,000 00
Loan to Barron county	30,000 00	27,000 00
Loan to Forest county	1,600 00	1,400 00
Loan to Iron county	10,200 00	10,200 00
Loan to city of Antigo	4,900 00	4,200 00
Loan to city of Durand	2,500 00	2,000 00
Loan to city of New Richmond	21,400 00	21,400 00
Loan to city of Wausau	45,000 00	42,500 00

Agricultural College Fund.

	Sept. 30, 1901.	June 30, 1902.
Loan to town of Bayfield	8,000 00	6,500 00
Loan to town of Bovina	1,500 00	1,000 00
Loan to town of Bear Lake	275 00
Loan to town of Crandon	800 00	400 00
Loan to town of Eaton	2,000 00	1,600 00
Loan to town of Harrison	440 00	330 00
Loan to town of Grantsburg	500 00	400 00
Loan to town of Oconto Falls	3,000 00	2,800 00
Loan to town of Peck	1,700 00	1,700 00
Loan to town of Summer	4,307 72	3,589 77
Loan to town of Manitowoc	2,500 00
Loan to town of Wein	600 00	300 00
Loan to board of education, city of New London	11,000 00	11,000 00
Loan to board of education, city of Stur- geon Bay	1,750 00	1,500 00
Loan to board of education, town and city of Ripon	3,000 00	2,500 00
Loan to board of education, town of Crandon	4,000 00	4,000 00
Loan to board of education, town of Saxon	2,000 00
Loan to village of Osseo	1,692 28	1,410 23
Loan to board of trustees, village of New Glarus	14,000 00
	<u>\$300,335 00</u>	<u>\$302,296 00</u>

Agricultural College Fund Income.

AGRICULTURAL COLLEGE FUND INCOME.

This fund is derived from the interest on the Agricultural College land certificates and loans. It is placed at the disposal of the University Board of Regents by transfer to the treasurer of said board.

The receipts and disbursements during the last two fiscal years have been as follows:

RECEIPTS.

	Sept. 30, 1901.	June 30, 1902.
Interest on land certificates and loans ..	\$1,815 96	\$1,669 25
Agricultural College fund, interest on deposits, chap. 150, L. 1901	6,538 34
General fund, interest on certificate of indebtedness	4,242 00	4,242 00
Interest on bank deposits	990 86	168 37
Interest on bonds	4,485 87	1,787 40
Interest on loans	4,206 16	5,472 96
	<u>\$22,279 19</u>	<u>\$13,339 98</u>

DISBURSEMENTS.

	Sept. 30, 1901.	June 30, 1902.
Excess of interest refunded	\$5 18	\$8 55
Treas. State University, transfer	22,274 01	13,331 43
	<u>\$22,279 19</u>	<u>\$13,339 98</u>

Normal School Fund.

NORMAL SCHOOL FUND.

This fund consists of one-half of the proceeds of the sales of all swamp and overflowed lands received by the state from the United States under act of congress approved September 28, 1850. The number of acres of unsold Normal and Drainage land is 292,685.53.

The cash receipts and disbursements during the last two fiscal years have been as follows:

RECEIPTS.

	Sept. 30, 1901.	June 30, 1902.
Sale of lands	\$1,143 01	\$290 29
Loans	1,772 14	1,397 16
Dues on certificates of sales	1,223 00	293 00
Material sold	148 71	1,314 17
Lease	5 00
Loans to State Historical Library Bldg...	135,000 00	90,000 00
Loans to Board of Normal School Regents	10,000 00	10,000 00
Loans to State University	50,000 00
Indemnity fund, ½ transfer	60 00
Insurance on Eau Claire Armory	5,000 00
Bonds	100,000 00	40,000 00
Loans	62,732 38	84,238 36
	<u>\$312,084 24</u>	<u>\$282,532 98</u>

DISBURSEMENTS.

	Sept. 30, 1901.	June 30, 1902.
Normal fund income, interest on deposits, chap. 150, L. 1901	\$11,426 08
General fund, erroneous payment	\$95 00
Loan to State State Historical Library fund	50,000 00
Loan to State University	50,000 00
Bonds	87,500 00	10,500 00
Loans	233,016 72	267,500 00
	<u>\$381,942 80</u>	<u>\$328,095 00</u>

Normal School Fund.

PRODUCTIVE FUND.

The amounts of productive normal school funds were as follows:

	Sept. 30, 1901.	June 30, 1902.
Total dues outstanding on certificates of sales	\$2,864 00	\$2,511 00
Due on school district	4,617 16	3,420 00
Due on individual loans	1,975 00	1,775 00
Certificates of indebtedness	515,700 00	515,700 00
Ashland county bonds	25,000 00	25,000 00
Vernon county bonds	23,000 00	23,000 00
Ashland city bonds	22,000 00	22,000 00
Antigo city bonds	18,000 00	18,000 00
Chippewa Falls city bonds	5,000 00	5,000 00
Columbus city hall bonds	10,000 00	9,000 00
Beaver Dam city bonds	9,000 00	8,000 00
Edgerton city bonds	7,000 00	7,000 00
Plymouth, Woneewoc and Elroy, Dist. No. 6, bonds	1,000 00	1,000 00
Eau Claire city bonds	10,000 00	10,000 00
Glenwood town bonds	9,000 00	9,000 00
Hudson city bonds	34,000 00	24,000 00
La Crosse city bonds	10,000 00	10,000 00
Madison city bonds	25,000 00	25,000 00
Merrill city bridge bonds	12,000 00	12,000 00
Merrill city bonds	35,000 00	35,000 00
Clinton city bonds	5,500 00	5,500 00
Milwaukee city bonds	72,000 00	62,000 00
Stoughton city hall bonds	20,000 00	20,000 00
Oshkosh city bonds	12,000 00	10,000 00
Plymouth School Dist. (No. 8) bonds	4,000 00	2,000 00
Cambridge village bonds	7,500 00
Shawano city bonds	15,000 00	15,000 00
Manitowoc county bonds	60,000 00	46,000 00
Cameron village bonds	3,000 00
Richland Center water bonds	2,000 00	2,000 00
Loan to Dunn county	25,000 00	40,000 00
Loan to Door county	54,000 00	51,000 00
Loan to Eau Claire county	120,000 00	115,833 34
Loan to Grant county	80,000 00
Loan to Jackson county	10,000 00	1,000 00
Loan to Shawano county	9,000 00	13,000 00
Loan to Sawyer county	40,000 00	35,000 00
Loan to Washburn county	36,750 00	32,750 00
Loan to Chippewa county	11,631 60	10,736 86
Loan to Vilas county	26,250 00	17,500 00
Loan to Waupaca county	41,500 00	41,500 00
Loan to Winnebago county	44,000 00	40,000 00
Loan to Kewaunee county	14,000 00
Loan to board of education, city of Madison	30,000 00	25,000 00
Loan to board of education, city of Grand Rapids	4,750 00	58,800 00
Loan to board of school directors, town of Brule	5,000 00
Loan to city of Cumberland	2,950 00	2,360 00
Loan to city of Barron	14,500 00
Loan to city of Clintonville	2,400 00	2,000 00

Normal School Fund.

	Sept. 30, 1901.	June 30, 1902.
Loan to city of Fond du Lac	15,000 00	14,000 00
Loan to city of Kewaunee	17,100 00	15,200 00
Loan to city of Memomonie	36,000 00	30,000 00
Loan to city of Mineral Point	6,000 00	5,000 00
Loan to city of Madison	5,000 00	37,500 00
Loan to city of New London.....	10,000 00	9,000 00
Loan to city of Portage	18,000 00	16,500 00
Loan to city of Prairie du Chien.....	10,000 00	10,000 00
Loan to city of Phillips	4,000 00	3,333 33
Loan to city of Shawano	1,600 00	1,280 00
Loan to Sturgeon Bay	40,000 00	40,000 00
Loan to city of Waupaca	4,500 00	3,500 00
Loan to city of Wausau	20,900 00
Loan to village board of trustees (village of Thorpe)	4,000 00
Loan to village of Amery	3,000 00	2,700 00
Loan to village of Bloomer	2,500 00	2,000 00
Loan to village of Galesville	2,000 00
Loan to village of Hammond	850 00	664 00
Loan to village of Whitefish Bay	3,300 00	3,000 00
Loan to town of Brule	4,285 71
Loan to town of Cary	3,600 00	3,600 00
Loan to town of Cleveland	300 00	180 00
Loan to town of Eagle River	7,000 00	6,000 00
Loan to town of Etrick	1,250 00	1,000 00
Loan to town of Finley	1,400 00	1,300 00
Loan to town of Florence	3,000 00	2,500 00
Loan to town of Iron River	2,000 00	2,000 00
Loan to town of Jacobs	6,000 00
Loan to town of Mosinee	250 00	200 00
Loan to town of Minocqua	6,000 00	4,500 00
Loan to town of Pelican	1,680 00	840 00
Loan to town of Remington	2,400 00	1,800 00
Loan to town of Richmond	3,750 00	3,500 00
Loan to town of Schoepke	1,200 00	1,050 00
Loan to town of Seneca	600 00
Loan to town of Spooner	1,400 00	700 00
Loan to town of West Kewaunee	9,000 00	8,000 00
Loan to town of Wood	1,000 00
Loan to town of Withee	200 00
Loan to board of school directors, town of Veazie	2,000 00	1,500 00
Loan to board of school directors, town of Crandon	3,000 00	2,400 00
Loan to board of school directors, town of Flambeau	10,000 00	9,000 00
Loan to board of school directors, town of Minocqua	3,000 00	2,500 00
Loan to board of school directors, town of Jacobs	6,000 00	5,000 00
Eau Claire Lt. Guard Armory	10,000 00	5,000 00
Light Horse Squadron	30,000 00	30,000 00
State Historical Library Bldg.	90,000 00
Board of Normal School Regents	30,000 00	20,000 00
	<u>\$1,835,807 76</u>	<u>\$1,882,819 24</u>

Normal School Fund Income.

NORMAL SCHOOL FUND INCOME.

This fund is derived from the interest on swamp land certificates and loans and a state tax levy of \$190,000.00 as provided by Chap. 170, Laws of 1899, and increased to \$215,000.00 by Chap. 370, Laws of 1901. By the provision of section 394, Wisconsin Statutes, this entire fund is placed at the disposal of the Board of Regents of Normal Schools, by transfer to the treasurer of said board, and the detailed record of expenditures is kept separate and distinct from the accounts of the state.

The receipts and disbursements during the last two years have been as follows:

RECEIPTS.

	Sept. 30, 1901.	June 30, 1902.
Tax, chap. 170, laws of 1899, amended by chap. 370, laws of 1901	\$190,000 00	\$215,000 00
Interest on land certificates and loans....	555 54	423 23
Interest on bank deposits	3,416 13	2,281 21
Normal Fund interest on deposits, chap. 150, laws of 1901.....	11,426 08
General Fund—interest on certificates of indebtedness	36,099 00	36,099 00
General Fund—appropriation	20,000 00	25,000 00
General Fund—teachers' institutes	5,796 39	1,203 61
Interest on loan to Normal School Regents	1,200 00	800 00
Interest on loan to State University....	152 80
Interest on loan to State Historical Library Building Fund.....	5,663 09	525 00
Fees from Regents	116 85
Interest on bonds	22,465 03	16,381 75
Interest on loans	21,848 19	22,445 69
Total	<u>\$318,586 30</u>	<u>\$320,312 29</u>

DISBURSEMENTS.

Treas. Board of Normal School Regents—		
Transfer	\$313,472 45	\$320,084 79
Excess of interest refunded	13 39	27 50
Premium on bonds	5,100 46	200 00
Total	<u>\$318,586 30</u>	<u>\$320,312 29</u>

Drainage Fund.

DRAINAGE FUND.

This fund consists of one-half the proceeds of sales of all swamp and overflowed lands received by the state from the United States, and is distributed on the 30th day of September, under the provisions of sections 251a and 254, Wisconsin Statutes, among several counties wherein such lands lie, in proportion to the amount of sales in the respective counties. The moneys so paid are then apportioned by the county clerks to the several towns in their respective counties and are expended under direction of the town board in draining and reclaiming the swamp lands in such town, and in constructing roads and bridges over such swamp lands. The number of acres of unsold land is included in Normal School Fund.

The cash receipts and disbursements during the last two fiscal years have been as follows:

RECEIPTS.

	Sept. 30, 1901.	June 30, 1902.
Sales of lands	\$50 00
Dues on certificates of sales	314 00	\$152 00
Interest on certificates of sales.....	62 45	50 40
Material sold	340 20	776 25
Lease	13 00
Indemnity fund, transfer of ½.....	60 00
	<u>\$839,65</u>	<u>\$978 65</u>

DISBURSEMENTS.

	Sept. 30, 1901.	June 30, 1902.
Excess of interest refunded	\$2 05
Apportionment to counties	\$316 38
	<u>\$316 38</u>	<u>\$2 05</u>
Total dues outstanding	<u>\$828 00</u>	<u>\$676 00</u>

Delinquent Tax, and Indemnity Funds.

DELINQUENT TAX FUND.

This fund consist of taxes collected on state lands by the State Treasurer in accordance with the provisions of section 1146, Wisconsin Statutes, and is credited quarterly to the different counties in which the lands are situated. The amounts which have been so received and disbursed are as follows:

RECEIPTS.

	Sept. 30, 1901.	June 30, 1902.
Taxes on state lands	\$683 91	\$573 73
	<u> </u>	<u> </u>

DISBURSEMENTS.

	Sept. 30, 1901.	June 30, 1902.
Apportionment to counties	\$699 68
	<u> </u>	<u> </u>

INDEMNITY SWAMP LAND FUND.

The proceeds of lands sold for indemnifying the state of Wisconsin for swamp lands sold by the United States. The number of acres of lands unsold is 27,380.52. The cash receipts and disbursements during the last two fiscal years have been as follows:

RECEIPTS.

	Sept. 30, 1901.	June 30, 1902.
Sales	\$120 00
	<u> </u>	<u> </u>

DISBURSEMENTS.

	Sept. 30, 1901.	June 30, 1902.
Transfer of 50% to Normal School fund..	\$60 00
Transfer of 50% to Drainage fund.....	60 00
	<u> </u>	<u> </u>
	\$120 00
	<u> </u>	<u> </u>

Miscellaneous Funds.

CALUMET AND MANITOWOC COUNTIES INDEMNITY FUND.

Chap. 352, Laws of 1883.

Balance, Sept. 30, 1901	\$284 45	
Balance, June 30, 1902		\$284 45
	<u> </u>	<u> </u>

REDEMPTION FUND.

This fund consists of moneys received for the redemption of School, University and Agricultural College lands, sold for the non-payment of interest and taxes, and that have been redeemed as provided by section 228, Wisconsin Statutes.

Balance, Sept. 30, 1901	\$151 92	
Balance, June 30, 1902.....		\$151 92
	<u> </u>	<u> </u>

DEPOSIT FUND.

On the sale of land forfeited to the state, and the payment of amount due the state, and all costs and penalties accrued under the provisions of section 225, of the Wisconsin Statutes, if any balance remains, the amount of such balance is deposited in the State Treasury to the credit of the persons entitled thereto, and is denominated the Deposit Fund.

The transactions therein have been as follows:

RECEIPTS.

	Sept. 30, 1901.	June 30, 1902.
Hedmes, J. B.	\$14 53
	<u> </u>	<u> </u>

DISBURSEMENTS.

	Sept. 30, 1901.	June 30, 1902.
Allender, J.	\$18 92
	<u> </u>	<u> </u>

MENOMONIE INDIAN RESERVATION TRESPASS FUND.

Balance, Sept. 30, 1901	\$9,548 10	
Balance June 30, 1902		\$9,548 10
	<u> </u>	<u> </u>

*Miscellaneous Funds.*WISCONSIN RAILROAD FARM MORTGAGE LAND
COMPANY.

Chapter 235, laws of 1882, authorizes the Commissioners of the Wisconsin Railroad Farm Mortgage Land Company to close up the business of said corporation, and turn over and to pay to the State Treasurer all its money and bank accounts, and to take a receipt therefor, and at the same time to make its report in writing to the Secretary of State, of its proceedings under this act. Accordingly the said commissioners paid the sum of \$8,935.09 into the Treasury, and deposited with the Secretary of State, the books together with a list of claimants to whom dividends are yet due, with the amount set opposite their respective names.

Balance, Sept. 30, 1901	\$4,446 64	
Balance, June 30, 1902		\$4,446 64
	<u> </u>	<u> </u>

ALLOTMENT FUND.

Section 3, of chapter 190, general laws 1862, directed the State Treasurer to receive such sums of money as might be placed in his hands by any volunteer making an allotment, as provided by the act of congress, approved December 24, 1861, and dispose of the same according to the order and direction of such volunteer. This fund consists of moneys so received by the State Treasurer and yet unclaimed by the beneficiaries named by the volunteers.

The transactions therein have been as follows:

RECEIPTS.

	Sept. 30, 1901.	June 30, 1902.
Charlton, W.	\$40 00
	<u> </u>	<u> </u>

MEDICAL EXAMINERS.

RECEIPTS.

	Sept. 30, 1901.	June 30, 1902.
Ludwig, Dr.	\$863 31
	<u> </u>	<u> </u>

Miscellaneous Funds.

HUNTING LICENSE FUND.

Chap. 312, Laws of 1899, amended by chap. 358, Laws of 1901.

RECEIPTS.

	Sept. 30, 1901.	June 30, 1902.
Froehlich, Wm. H., non-resident and deer licenses	\$3,935 55	\$6,410 00
Confiscated fish and game	528 48	1,835 34
Receipts from counties	36,587 85	47,144 52
	<u>\$41,051 88</u>	<u>\$55,389 86</u>

DISBURSEMENTS.

	Sept. 30, 1901.	June 30, 1902.
Deputy game wardens, per diem and expenses	\$33,695 47	\$47,074 66

INSPECTION OF ILLUMINATING OILS.

Chap. 466, Laws of 1901.

RECEIPTS.

	Sept. 30, 1901.	June 30, 1902.
Fees collected	\$4,541 98	\$23,549 22

DISBURSEMENTS.

	Sept. 30, 1901.	June 30, 1902.
Inspectors, deputy inspectors, salaries, expenses and fees	\$3,745 35	\$17,167 26
Reversion to General fund	796 63	6,381 96
	<u>\$4,541 98</u>	<u>\$23,549 22</u>

STATE DEBT.

The bonded debt of the state, created in 1861-63, for the purpose of carrying on the war for the maintenance of the Union, has now all been paid or converted into certificates of indebtedness to the Trust Funds except one thousand dollars, which was paid from the General Fund, August 13, 1888.

The distribution of debt on the 30th ultimo, was as follows:

Certificates of indebtedness, school fund	\$1,563,700 00
Certificates of indebtedness, normal school fund	515,700 00
Certificates of indebtedness, university fund	111,000 00
Certificates of indebtedness, agricultural college fund	60,600 00
	<u>\$2,251,000 00</u>

Estimate of Expenditures and Revenues.

ESTIMATE OF EXPENDITURES AND REVENUES.

I append the following detailed estimate of expenditures to be defrayed from the treasury during the fiscal years beginning July 1, 1902, and July, 1, 1903, based on expenses of former years.

I also submit a careful estimate of the revenues from which such expenditures are to be defrayed.

ESTIMATE OF EXPENDITURES.

	1903.	1904.
Executive department	\$15,500 00	\$15,500 00
State department	39,000 00	38,000 00
Treasury department	18,700 00	18,400 00
Attorney general's department	12,000 00	11,500 00
State superintendent's department	37,000 00	36,000 00
Railroad commissioner's department	18,000 00	6,500 00
Insurance commissioner's department ..	17,500 00	17,500 00
Land commissioner's department	16,000 00	9,000 00
Tax commissioner's department	19,000 00	19,000 00
Bank examiner's department	13,500 00	13,500 00
Bureau of labor department	26,500 00	26,000 00
Dairy and food commissioner's department	12,000 00	13,000 00
Board of control	23,000 00	22,500 00
Charitable and penal institutions, for buildings	80,000 00
Charitable and penal institutions, for inmates	675,000 00	675,000 00
Maintaining chronic insane in county asylums	290,000 00	394,000 00
Maintaining acute and chronic insane, chap. 423, L. 1901	53,000 00	55,000 00
Wis. veterans' home, care of inmates and annual appropriation	68,000 00	70,000 00
Board of health	5,500 00	5,500 00
Board of health, contagious diseases, chap. 200, L. 1901	2,000 00
Live stock sanitary board, veterinary surgery	6,000 00	6,000 00
Diseased animals slaughtered	6,000 00	6,000 00
Commissioners of fisheries	26,300 00	26,100 00
Fish and game warden	4,000 00	3,700 00
Oil inspection	125 00	125 00
Treasury agent	4,400 00	4,500 00
Board of arbitration	600 00	600 00
Supreme court	39,000 00	40,500 00
State bar examiners	2,000 00	2,000 00
Law library	8,000 00	7,000 00
Circuit courts	84,000 00	85,000 00
Regular, extra and special pay rolls, Supt. public property	55,000 00	55,000 00
Expenses under chap. 452, L. 1901	1,000 00	1,000 00
Expenses under chap. 350, L. 1901	3,000 00

Estimate of Expenditures.

	1903.	1904.
Expenses under sec. 293, W. S. '98.....	14,000 00	11,000 00
Stationery	5,500 00	2,000 00
Paper	24,000 00	1,500 00
Fuel for capitol	7,000 00	5,000 00
Gas and electric lights	1,500 00
Lighting plant and heat regulating system, chaps. 359, 369, L. 1901.....	60,000 00
Wis. national guard	120,000 00	123,000 00
State historical society	28,000 00	28,000 00
Free library commission	12,000 00	12,000 00
Geological and natural history survey....	6,000 00	6,000 00
Deaf mute instruction in cities	26,000 00	27,000 00
Academy of sciences, etc.	350 00	400 00
Common schools, including interest on state debt	110,000 00	110,000 00
State university, including interest on state debt	32,000 00	32,000 00
Normal schools, including interest on state debt	43,000 00	43,000 00
County training schools	2,500 00	2,500 00
Graded schools	55,000 00	55,000 00
Free high schools	98,000 00	98,000 00
Manual training in high schools	2,000 00	2,000 00
Wis. dairymen's assn.	3,600 00	3,600 00
So. Wis. cheesemakers' assn.	1,200 00	1,200 00
Wis. cranberry growers' assn.	250 00	250 00
Wis. state horticultural soc.	3,100 00	3,100 00
Wis. cheesemakers' assn.	700 00	650 00
Inspector of apiaries	500 00	500 00
Prevention of San Jose scale	225 00	250 00
St. Louis world's fair	4,000 00	20,000 00
Bounty	13,000 00	12,000 00
Claims against U. S. government	3,100 00	3,100 00
Shiloh battlefield commission	9,000 00
Interstate park commission	3,400 00
State historical library bldg. fund	100,000 00
State university, agricultural and engineering building	130,000 00
Publishing bank reports	300 00	300 00
Advertising lands	75 00	75 00
Making statements of sales of real estate	1,700 00	1,700 00
County agricultural societies	59,000 00	60,000 00
La Crosse interstate fair	2,500 00	2,500 00
Northern Wis. state fair	3,700 00	3,800 00
State board of agriculture	8,400 00	8,500 00
Vessel tax, refund to counties	800 00	800 00

LEGISLATIVE EXPENSES.

	1903.	1904.
Salaries and mileage of senators	17,500 00
Salaries and mileage of assemblymen ..	54,000 00
Clerk hire, senate and assembly	38,000 00
Committees and miscellaneous expenses ..	3,500 00
Printing	8,200 00	3,100 00

Estimate of Revenues.

	1903.	1904.
Blue book	4,000 00	16,000 00
Publishing laws of local interest	300 00
Publishing laws of general interest	53,700 00	200 00
	<u>\$2,855,225 00</u>	<u>\$2,383,450 00</u>

RECEIPTS.

Balance in general fund	\$443,924 00	\$620,370 00
Suit tax	5,900 00	6,100 00
From counties for charitable and penal institutions	195,000 00	260,000 00
From counties for free high schools	100,000 00	100,000 00
From counties for interest on state debt	157,570 00	157,570 00
From counties for graded schools	60,000 00	60,000 00
Railroad companies, license tax	1,730,000 00	1,750,000 00
Palace and sleeping car companies, license	9,400 00	10,000 00
Freight line companies, license	1,200 00	1,400 00
Express companies, license	6,500 00	7,000 00
Street railway and electric light companies, license	10,500 00	11,000 00
Telegraph companies, license	12,000 00	12,200 00
Telephone companies, license	35,000 00	37,000 00
Loan and trust companies, license	2,400 00	2,500 00
Boom companies, license	1,000 00	1,000 00
Plank road companies, license	201 00	200 00
Vessel tonnage tax, license	1,600 00	1,600 00
Fire insurance companies, license	119,000 00	122,000 00
Life insurance companies, license.....	300,000 00	310,000 00
Accident, surety, etc., companies, license.	13,000 00	14,000 00
Charitable and penal institutions.....	86,000 00	87,000 00
U. S., by governor, for Wisconsin veterans' home	28,000 00	28,000 00
Secretary of state—notarial, incorporation, etc., fees	55,000 00	60,000 00
State Supt., sale of dictionaries.....	2,000 00	2,000 00
Insurance commissioner, fees	50,000 00	51,000 00
Bank examiner, fees	7,000 00	7,000 00
Hawkers and peddlers, license	17,600 00	18,000 00
Interest on deposits	12,000 00	13,000 00
Miscellaneous	7,000 00	7,000 00
Oil inspection fund—transfer	6,800 00	7,000 00
Total estimated receipts.....	<u>\$3,475,595 00</u>	<u>\$3,763,940 00</u>
Total estimated disbursements.....	<u>2,855,225 00</u>	<u>2,383,450 00</u>
Balance June 30, 1903, and 1904	<u>\$620,370 00</u>	<u>\$1,370,490 00</u>

Details of Report.

DETAILS OF REPORT.

For the purpose of easy reference, the full financial details required by law and such tabular statistics as may be deemed of interest, are classified as follows:

"A"

Includes detailed statements of the receipts and disbursements of the several funds belonging to the state for the years 1901 and 1902.

"B"

Under "B" the valuation of taxable property of the several counties of the state, as determined by the State Board of Assessment for the year 1901, and the apportionment of the state tax and special charges for said years are given.

"C"

Abstract of the assessment rolls of the several counties as returned to this department for the years 1900 and 1901, showing the average assessed value of live stock and real estate by counties, and the total assessed value of all property in the state. The relative value of real and personal property as fixed by the State Board of Assessment for 1901 and 1902 is included in the abstract.

"D"

Valuation of property in the different counties in the state as fixed by the county board of supervisors and town assessors, and the amount of state, county, town, city and village taxes levied in 1900 and 1901.

"E"

Statement showing for what purpose the county tax was expended in the several counties for the years ending December 31, 1900 and 1901.

"F"

Statements showing all indebtedness of towns, cities, villages and school districts, December 31, 1900, and 1901.

"G"

Statement showing all indebtedness of the several counties, December 31, 1900 and 1901.

Details of Report.

"H"

Statement of the principal farm products grown in 1900, and statement of the principal farm products growing at the time of making the annual assessment for the year 1901.

"I"

Report of agricultural societies for 1900 and 1901.

"J"

Abstracts of marriages, births and deaths reported to this department during the two years.

"K"

Statement showing amount of taxes collected upon legacies, according to ch. 355, laws of 1899, as amended by ch. 245, laws 1901, until the law was declared unconstitutional.

"L"

Statement showing the total assessed valuation and total taxes of towns, cities and villages for the years 1900 and 1901.

"A"—General Fund Receipts for 1901.

APPENDIX "A."

DETAILED STATEMENT

OF THE

Receipts and Disbursements of the Several Funds

For the Fiscal Year Ending September 30, 1901.

GENERAL FUND RECEIPTS.

Counties.	Suit Tax.	Special Charges and Tax.
Adams	\$24 00	\$1,891 83
Ashland	204 00	6,275 55
Barron	84 00	5,294 48
Bayfield	110 00	4,334 51
Brown	87 00	6,554 23
Buffalo	17 00	4,278 35
Burnett	10 00	2,302 10
Calumet	19 00	5,807 56
Chippewa	110 00	5,228 80
Clark	104 00	5,037 33
Columbia	77 00	6,836 46
Crawford	21 00	6,027 20
Dane	238 00	15,662 50
Dodge	66 00	8,830 16
Door	24 00	4,664 71
Douglas	275 00	11,638 74
Dunn	28 00	3,612 21
Eau Claire	157 00	11,593 00
Florence	20 00	927 94
Fond du Lac	89 00	10,758 31
Forest	19 00	751 66
Grant	78 00	6,205 39
Green	49 00	5,802 28
Green Lake	47 00	5,549 36
Iowa	46 00	4,046 62

"A"—General Fund Receipts for 1901.

Counties.	Suit Tax.	Special Charges and Tax.
Iron	13 00	2,766 61
Jackson	76 00	4,926 45
Jefferson	21 00	7,314 74
Juneau	47 00	6,919 41
Kenosha	36 00	7,507 62
Kewaunee	35 00	4,955 62
La Crosse	92 00	10,632 91
Lafayette	40 00	7,477 89
Langlade	84 00	2,793 82
Lincoln	59 00	4,879 90
Manitowoc	72 00	9,062 43
Marathon	127 00	5,500 04
Marinette	151 00	7,630 63
Marquette	14 00	3,243 04
Milwaukee	843 00	71,082 75
Monroe	48 00	6,991 93
Oconto	58 00	6,756 57
Oneida	39 00	3,253 56
Outagamie	119 00	8,699 94
Ozaukee	29 00	6,637 58
Pepin	17 00	2,496 37
Pierce	54 00	6,635 65
Polk	47 00	4,854 91
Portage	57 00	9,193 65
Price	76 00	2,868 07
Racine	66 00	10,677 68
Richland	88 00	2,898 55
Rock	183 00	12,883 01
St. Croix	60 00	4,593 43
Sauk	95 00	6,192 31
Sawyer	7 00	1,195 24
Shawano	59 00	4,144 87
Sheboygan	88 00	12,229 33
Taylor	46 00	2,904 56
Trempealeau	39 00	5,129 54
Vernon	63 00	4,636 27
Vilas	84 00	945 65
Walworth	71 00	8,657 01
Washburn	27 00	1,126 26
Washington	34 00	5,925 01
Waukesha	41 00	14,851 95
Waupaca	92 00	10,057 35
Waushara	31 00	3,642 69
Winnebago	167 00	13,851 65
Wood	45 00	5,258 47
Total	\$5,643 00	\$496,794 20

"A"—General Fund Receipts for 1901.

LICENSE TAX.		
<i>Railroad Companies—</i>		
Abbottsford & Northeastern R. R. Co.	\$75 80
Ahnapee & Western Ry. Co.....	170 00
Bayfield Transfer Ry. Co.....	49 30
Big Falls Ry. Co.....	105 00
Chicago, Burlington & Quincy R. R. Co.	56,141 42
Chicago, Lake Shore & Eastern Ry. Co.	1,750 18
Chicago & Lake Superior Ry. Co.....	15 00
Chicago, Madison & Northern Ry.....	456 55
Chicago, Milwaukee & St. Paul Ry....	511,198 41
Chicago & Northwestern Ry.....	540,734 32
Chicago, St. Paul, Minneapolis & Omaha Ry.	158,667 70
Chippewa River & Menomonie Ry.....	165 00
Chippewa Valley & Northern Ry. Co..	35 00
Davis, J. R., Lumber Co. R. R.....	60 00
Drummond & Southwestern Ry. Co....	108 60
Duluth, South Shore & Atlantic Ry. Co.	11,002 02
Duluth, Superior & Western Term. Co.	16,128 64
Dunbar & Wausaukee Ry. Co.....	192 92
Eastern Ry. Co. of Minnesota.....	25,977 67
Fairchild & Northeastern Ry. Co....	165 00
Glenwood & Northeastern Ry.....	75 00
Green Bay & Western Ry. Co.....	13,763 19
Hawthorn, Nebagamon & Superior Ry.	242 83
Hazelhurst & Southeastern Ry. Co....	85 00
Holmes, Wm. & Son, R. R.....	210 00
Iola & Northern Ry. Co.....	23 50
Kewaunee, Green Bay & Western Ry..	2,436 16
Lake Superior Terminal & Transfer Ry. Co.	78 50
Marinette, Tomahawk & Western Ry. Co.	166 50
Marshfield & Southeastern Ry. Co....	208 77
Mattoon Ry. Co.	105 00
Minneapolis, St. Paul & Ashland Ry. Co.	192 50
Minneapolis, St. Paul & Sault Ste. Marie Ry.	57,003 23
Minnesota & Wisconsin Ry. Co.....	1,304 70
Northern Pacific Ry. Co.....	18,810 24
Northwestern Coal Ry. Co.....	874 36
Oshkosh Transportation Co.	260 00
Rice Lake, Dallas & Menomonie Ry. Co.	375 85
St. Paul & Duluth Ry. Co.....	172 68
Wisconsin & Michigan Ry. Co. for 1899	2,619 96
Wisconsin & Michigan Ry. Co. for 1901	218 64
Winona Bridge Co.....	206 63
Wisconsin Central Ry. Co.....	177,461 52
Wisconsin Western R. R.....	256 50
Whitcomb & Morris Ry. Co.	30 00
		\$1,600,379 79

"A"—General Fund Receipts for 1901.

<i>Palace and Sleeping Car Companies—</i>		
Pullman Palace Car Co.	\$9,145 88	\$9,145 88
<i>Freight Line Companies—</i>		
American Refrigerator Transit Co., 1901	\$10 75
American Refrigerator Transit Co., 1900.	11 68
Armour Packing Co.	89 02
Cudahy Refrigerator Line	207 17
Cudahy Milwaukee Refrigerator Line..	114 16
Swift Refrigerator Transportation Co.	409 60
Union Refrigerator Transit Co., 1901..	57 45
Union Refrigerator Transit Co., 1900..	62 22
Western Refrigerator Transit Co., 1901	2 04
Western Refrigerator Transit Co., 1900	4 83
Western Refrigerator Line, 1901.....	2 03
Western Refrigerator Line, 1900.....	2 45
		\$973 40
<i>Express Companies—</i>		
Adams Express Co., 1901.....	\$819 42
Adams Express Co., 1900.....	1,028 04
American Express Co., 1901.....	3,622 77
American Express Co., 1900.....	3,825 32
Northern Pacific Express Co., 1901....	137 25
Northern Pacific Express Co., 1900....	149 24
United States Express Co., 1901.....	1,890 66
United States Express Co., 1900.....	2,035 95
Western Express Co., 1901.....	274 84
Western Express Co., 1900.....	301 05
		\$14,084 54
<i>Street Railway and Electric Light Com- panies—</i>		
Ashland County.	\$78 73
Chippewa County.	7 58
Dane County.	4 11
Dane County.	105 30
Juneau County.	49 55
Lincoln County.	14 92
Marinette County.	74 08
Marquette County	5 09
Milwaukee County	8,034 72
Oconto County	4 25
Outagamie County.	63 64
Racine County.	265 25
Sheboygan County.	130 33
Waukesha County.	88 53
Waupaca County.	22 06
Winnebago County.	375 48
		\$9,328 62

"A"—General Fund Receipts for 1901.

<i>Telegraph Companies—</i>		
Chicago & Milwaukee Telegraph Co..	\$79 95
Postal Telegraph Co.....	609 45
Western Union Telegraph Co.	10,817 95
		\$11,507 35
<i>Telephone Companies—</i>		
Almond Telephone Co.	\$ 81
American Teleg. & Telephone Co.	71 26
Amery Telephone Co.	21 05
Annaton & Preston Telephone Co....	44
Arcadia Telephone Co.	53 42
Badger Telephone Co.	2 66
Badger State Telephone Co.....	53 47
Badger State Long Distance Telephone Co.	81 87
Baraboo Telephone Co.	109 19
Barneveld & Hollandale Telephone Co.	2 68
Barron Co. Telephone Co.....	89 54
Basswood & Eagle Corners Telephone Co.	2 09
Bear Valley Telephone Co.....	20
Beloit Telephone Co.	127 06
Calumet Telephone Co.....	2 79
Central Wisconsin Telephone Co.....	18 78
Clinton Telephone Co.	12 87
Crawford Telephone Co.	49 97
Cumberland Telephone Co.	20 89
Dane County Telephone Co.....	505 11
Dodgeville & Northern Telephone Co..	15
Douglas County Telephone Co.....	311 30
Durand Telephone Co.	34 47
East Valley Telephone Co.....	5 78
Eastern Telephone Co.	49 14
Elroy Telephone Co.....	20 80
Eureka Telephone Co.	6 53
Evansville Telephone Exchange	46 75
Farmers Telephone Exchange.....	3 95
Farmers Cooperative Telephone Ex- change.	32
Fennimore Mutual Telephone Co.	2 10
Grant Co. Telephone Co.....	33 14
Interstate Telephone Co.....	1 25
Iowa Telephone Co.....	3 36
Ithaca Telephone Co.	2 41
Jefferson Co. Telephone Co.....	44 48
La Crosse Telephone Co.....	322 90
La Crosse South Eastern Telephone Co	58 19
Leathern & Smith Telephone Co.....	2 70
Lake Mills Telephone Co.....	14 98
Little Wolf River Telephone Co.....	335 78
Limeridge Telephone Co.	2 05
Lomira Telephone Co.	8 37
Loyal & Marshfield Telephone Co....	2 69
Manitowoc & Western Telephone Co..	19 70

"A"—General Fund Receipts for 1901.

Telephone Companies—Continued.

Marathon Co. Telephone Co.....	2 19
Marshfield Telephone Co.....	60 87
Marshfield and Loyal Telephone Co..	6 12
Merrill Telephone Co.....	124 38
Michigan Telephone Co.....	1 03
Mineral Point Telephone Co.....	38 72
Monroe Co. Telephone Co.....	78 82
Muscoda & Oak Grove Telephone Co..	13
Northwestern Telephone Exchange Co.	95 34
Northwestern Telephone Co.....	78
Osseo Telephone Co.....	6 19
Peoples Telephone Co.....	2 81
Peoples Telephone Co.....	285 25
Peoples Telephone Co.....	4 22
Phoenix Telephone Exchange.....	28 31
Platteville, Dewey & Ellenboro Tele- phone Co.....	60
Pepin Co. Telephone Co.....	7 05
Pierce Co. Telephone Co.....	78 65
Pine Bluff Central Telephone Co.....	2 80
Portage Telephone Co.....	64 22
Price Co. Telephone Exchange.....	13 05
Prairie River Telephone Co.....	98
Reedsburg Telephone Co	39 86
Ripon Telephone Co.....	10 56
River Telephone Co.....	5 60
Rickwood Farmers' Telephone Co....	68
Rock Co. Telephone Co.....	244 99
St. Peter & Johnsbury Telephone Co.	30
St. Croix Valley Telephone Co.....	57 12
Sharon Telephone Co.....	3 22
Sheboygan Co. Telephone Co.....	242 36
Spring Green & Wyoming Telephone Co	56
Stitzer & Livingston Telephone Co....	54
Tomah Telephone Exchange.....	30 78
Tomah & Sparta Telephone Co.....	2 51
Troy & Honey Creek Telephone Co..	34 65
Union Telephone Co., Prairie du Chien	18 37
Union Telephone Co.....	267 14
Union Telephone Co.....	64 14
Union Telephone Co., Plum City....	11 92
Vilas Follett Telephone Co.....	4 81
Viroqua Telephone Co.....	65 20
Walworth Co. Telephone Co.....	63 05
Wausau Telephone Co.....	163 22
Waushara Telephone Co.....	60 39
West Salem Telephone Co.....	8 47
Westford Telephone Co.....	1 02
Wolf River Telephone Co.....	45 93
Wood Co. Telephone Co.....	77 43
Wisconsin Telephone Co.....	20,237 55
		\$25,224 32

"A"—General Fund Receipts for 1901.

<i>Loan and Trust Companies—</i>		
Citizens Loan & Trust Co.....	\$403 51
Milwaukee Trust Co.....	529 93
Northwestern Loan & Trust Co.....	408 61
Savings Loan & Trust Co.....	660 06
Wisconsin Trust Co.....	485 78
		\$2,487 89
<i>Boom and Improvement Companies—</i>		
Balsam Improvement Co.....	\$16 96
Big Rice Creek Improvement Co.....	3 08
Brule River Improvement Co.....	260 53
Buckatabo Improvement & Log Driving Co.....	3 84
Fish Creek Boom Co.....	223 07
Keshena Improvement Co.....	155 85
Lumberman's Boom Co.....	190 31
Merrill Boom Co.....	123 15
Nemadji Boom Co.....	482 20
Spirit River Improvement Co.....	3 19
Tomahawk River Improvement Co.....	21 98
Wolf River Boom Co.....	94 34
		\$1,578 50
<i>Plank Road Companies—</i>		
Milwaukee & Brookfield Mac. & Plank Road Co.....	\$38 20
Milwaukee & Janesville Toll Road Co.....	113 81
Milwaukee & Menomonee Falls Turnpike Co.....	118 59
Milwaukee, Madison & Watertown Plank Road Co.....	15 70
Milwaukee Cedarburg Plank Road Co.....	28 20
Sheboygan & Fond du Lac Plank Road Co.....	11 42
Sheboygan & Fond du Lac Plank Road Co.....	27 07
		\$352 99
<i>Legacy Tax—</i>		
Columbia County.....	\$186 87
Dane County.....	896 37
Dodge County.....	4,983 63
Dunn County.....	6,095 01
Grant County.....	961 71
Green County.....	185 63
Green Lake County.....	211 99
Iowa County.....	1,097 91
Kenosha County.....	114 80
Kewaunee County.....	337 09
La Crosse County.....	118 90
Lafayette County.....	699 18
Milwaukee County.....	5,392 54
Racine County.....	95 08
Richland County.....	224 75
Sawyer County.....	121 13
Walworth County.....	118 41
Waukesha County.....	1,634 24
Winnebago County.....	2,823 13
		\$26,298 37

"A"—General Fund Receipts for 1901.

<i>Vessel Tonnage Tax—</i>		
Ashland County	\$10 27	
Brown County	147 90	
Door County	143 06	
Douglas County	105 75	
Eau Claire County	33	
La Crosse County	21 94	
Marinette County	1 75	
Manitowoc County	34 60	
Milwaukee County	871 65	
Oconto County	1 69	
Pepin County	4 50	
Sheboygan County	46 71	
		\$1,390 15
<i>Insurance Companies—</i>		
Fire:		
American, Newark	\$1,441 63	
Atlas Assurance	371 62	
American Central	566 93	
Allemania	176 37	
Agricultural	616 98	
American, N. J.	544 78	
Aachen & Munich	427 14	
Aetna	1,775 06	
American, Mass.	126 48	
Assurance of America	155 58	
Armenia	106 73	
American, Philadelphia	888 74	
Buffalo German	358 72	
Buffalo Commercial Ins. Co.	115 68	
British American	4 93	
Boston	757 40	
British American Assurance	961 82	
Baloise	426 36	
British & Foreign Marine Co.	67 16	
Caledonia	99 41	
Capital	196 07	
Citizens, Pa.	217 46	
Central Mfg. Mutual Fire	147 50	
Citizens, Mo.	262 75	
Concordia	2,687 59	
Commercial Union	2,187 65	
Continental	1,623 20	
Commerce	166 09	
Commonwealth	106 46	
Cologne, Reinsurance	256 08	
Caledonia, Scotland	1,025 52	
Caledonia, Am.	67 18	
Colonial	74 54	
Citizens, N. Y.	261 03	
Connecticut	1,250 76	
Delaware	328 34	
Detroit Fire & Marine	494 22	
Dutchess	3 37	
Dubuque Fire	167 90	

 "A"—General Fund Receipts for 1901.

Insurance Companies—

Fire—Continued.

Equitable Fire & Marine	420 46
Eagle Fire	93 90
Empire City	154 92
Erie	76 47
Eastern	40 88
Franklin Fire	218 81
Firemans of Newark	274 70
Farmers of York	316 28
Fire Association of Phila.	2,447 45
Fireman's Fund	1,073 93
Farmers & Merchants, Neb.	66 21
Fidelity Fire	136 17
Firemen's, Baltimore	124 12
Greenwich	710 60
Germantown Farmers Mutual Fire	606 85
German, Freeport	1,749 88
German, Indiana	273 95
German Fire of Peoria	391 99
Grand Rapids	455 58
German American	1,475 91
German Alliance	403 46
Girard Fire & Marine	351 29
German, Pa.	199 82
Glens Falls	364 43
General Marine	28 60
Germania Fire	776 95
Helvetia, Swiss	436 82
Hartford	3,737 18
Home	3,098 04
Herman Farmers Ins. Co.	417 43
Hamburg-Bremen	758 59
Home, Cal.	238 70
Hanover	1,472 40
Indemnity Mutual Marine	132 58
International	25 50
Insurance Co. State of Ill.	418 15
Insurance Co. of Pa.	106 53
Indemnity	104 00
Insurance Co. of North Am.	2,168 18
Insurance Co. of Phila.	225 90
Imperial	535 00
Kings County Fire	23 31
Lancashire	936 85
Liverpool, London & Globe	80 61
Lumbermen's	208 38
London & Lancashire	1,107 42
Lion	337 03
La Fayette	176 04
Liverpool, London & Globe, Eng. .	1,523 73
Law, Union & Crown	213 86
London Assurance	529 65
Milwaukee Fire	683 93
Millers National Ins. Co.	622 57
Michigan Fire & Marine	753 27

"A"—General Fund Receipts for 1901.

Insurance Companies—

Fire—Continued.

Millers Mutual	54	15
Milwaukee Mechanics	4,433	28
Merchants, Newark	529	15
Mercantile Fire & Marine	75	87
Magdeburg Fire	37	58
Manchester	899	19
Marine	16	64
Mechanics, Pa.	319	51
Michigan Millers	93	57
Manheim	207	17
Magdeburg	396	86
Manhattan	403	11
North German	249	95
Netherlands	365	84
Norwich Union	771	63
North River	111	44
New Hampshire	1,019	89
Nassau	37	75
Newark Fire	165	47
Northern Ins. Co.	86	80
Northwestern National	3,895	00
National Fire	1,216	33
Northern Assurance	1,142	27
National Standard	184	45
North German	69	31
North British & Mercantile	1,595	96
National Assurance	423	95
New York	176	66
Niagara	1,071	43
North British & Mercantile	7	28
Orient	660	84
Pelican	71	17
Palatine	831	02
Pennsylvania	921	55
Phoenix of Hartford	1,649	14
Prussian National	575	71
Phoenix Assurance	1,349	38
Pittsburgh, Pa.	47	14
Phenix, N. Y.	4,535	92
Providence Washington	746	95
Pacific Fire	198	12
Queen Ins. Co.	1,444	54
Royal	2,064	98
Reliance	200	60
Royal Exchange	497	99
Reading	528	56
Rochester German	515	76
St. Paul Fire & Marine	963	30
Sun Ins. Office	733	93
Spring Garden Ins. Co.	396	51
Security	733	66
Salamandra	451	70
Scottish Union	1,289	39
State	110	73

"A"—General Fund Receipts for 1901.

<i>Insurance Companies—</i>		
<i>Fire—Continued.</i>		
Security	17 13
Skandia	245 27
Svea	383 52
Springfield Fire & Marine	1,359 68
Teutonia, Pa.	57 55
Teutonia, La.	154 74
Traders, Ill.	1,142 98
Thuringia	543 70
Transatlantic	272 27
United Fire	233 99
United American	212 25
Union Marine	114 14
Union Ins. Co.	160 73
United States	199 51
United Firemen's	202 00
Union Assurance	873 44
Victoria	67 83
Western Underwriters	555 32
Westchester Fire	1,409 21
Western Assurance	1,850 72
Williamsburg City	422 36
		\$107,872 91
<i>Life:</i>		
Aetna	\$3,456 45
Fidelity Mutual Life	1,112 39
Home Life	546 65
Illinois Life	43 55
Michigan Mutual Life	806 45
Massachusetts Mutual Life	474 79
Manhattan Life	278 61
Metropolitan Life	2,896 88
National Life U. S. A.	317 15
New England Mutual	498 67
Northwestern Mutual Life	243,185 27
Northwestern Life & Savings	344 24
National Life	3,754 76
Penn Mutual Life	3,956 19
Standard Life & Accident	1,515 42
Security Mutual Life	31 95
Travelers	154 60
Union Mutual	145 78
Union Central	2,334 12
U. S. Life	31 12
		\$265,885 04
<i>Accident, Surety, etc.:</i>		
American Bonding & Trust Co.	\$53 88
American Credit & Indem. Co.	78 00
Aetna	158 71
American Surety	170 27
Aetna Indemnity	79 84
Central Accident	94 18
Continental Casualty	231 00

"A"—General Fund Receipts for 1901.

<i>Insurance Companies--</i>		
Accident, Surety, etc.—Continued.		
City Trust & Safe Deposit	38 75
Employers' Liability	652 10
Fidelity & Casualty	1,760 61
Fidelity & Deposit Co.	393 89
Frankfurt Marine	550 43
Frankfurt American	14 09
Guarantee Co. of N. A.	6 55
General Accident Ass'n	56 92
Hartford Steam Boiler & Inspection Co.	729 31
London Guarantee & Accident	1,074 93
Lloyds Plate Glass	107 56
Metropolitan Plate Glass	62 34
Maryland Casualty	471 23
New York Plate Glass	122 12
New Jersey Plate Glass	32 72
New Amsterdam Casualty	57 11
North American Accident	165 10
National Indemnity	15 93
National Surety	138 88
Ocean Accident	170 72
Pacific Surety	13 95
Pacific Mutual Life, Acc'd Dept. ...	279 24
Preferred Accident	337 90
Travelers	1,444 31
U. S. Fidelity & Guarantee	199 54
United States Casualty	265 03
Union Casualty & Surety	295 37
		\$10,322 51
CHARITABLE AND PENAL INSTITUTIONS.		
State Hospital for Insane	\$5,796 68
Northern Hospital for Insane	5,613 28
Wis. Home for Feeble-Minded	2,175 27
Wis. School for Blind	1,091 70
Wis. School for Deaf	1,586 07
State Public School	445 63
Wis. Industrial School for Boys	1,025 06
Wis. State Reformatory	13,379 30
Wis. State Prison	54,711 41
		\$85,824 40
SUNDRY SOURCES.		
U. S. by Governor—Spanish war claims	\$19,350 67
U. S. by Governor—Spanish war, special fund	16,130 48
U. S. by Governor—care of inmates Wis. Veterans' Home	29,185 49
Governor—commissioners of deeds	45 00
Governor—refund gov. contingent fund	474 60
Governor—W. J. Scott, mileage rebate ..	22 06
Secretary of State—notarial fees	3,062 20

"A"—General Fund Receipts for 1901.

Secretary of State—incorporation fees	55,171 65
Secretary of State—miscellaneous fees.	839 55
State Treasurer—for pub. bank reports	95 80
State Treasurer—fees examining bank.	25 00
State Treasurer—fees for certified copies	2 91
State Superintendent—sale of dictionaries	2,085 50
Insurance Commissioner—fees	50,340 18
Bank Examiner—examination, etc., fees	6,655 00
Supt. of Public Property—sale of books, etc.	652 05
Supt. of Public Property—insurance fire loss, capitol	8 30
Land Office—fees, etc.	471 45
Hawkers and peddlers—licenses	14,412 93
Free Library Commission	2,010 18
Income penalty	157 93
State park land sales	10,535 00
Penalty and advertising	35 17
Patent fees	90 00
Trespass expense	188 00
Sales	1,340 00
Marathon Co. lands	245 19
		\$213,632 29

MISCELLANEOUS.

Interest on General Fund deposits in banks	\$11,613 03
North Western Mutual Life Ins. Co.—fees for certificates	4 50
Hotschick, G. M., mileage refund—Board of Immigration	10 00
Lyon, Wm. P., mileage refund	34 00
Anderson, W. J., mileage refund	10 00
C., M. & St. P. Ry., claim town of Windsor, cutting weeds	6 00
Berryman, J. R., state library, refund for binding	63 00
Webster, S. R., fine selling impure milk	25 00
Michie Co., refund, duplicate payment	13 50
Marinette city, refund school for deaf	106 56
Atwood, J. B., refund, error in warrant	20
Barr, J., refund, warrant erroneously drawn	55 00
Roberts, E. D., refund mileage	93 97
Roberts, E. D., hides from slaughtered cattle	10 14
Birge, E. A., maps, bulletins, etc., Geol. Survey	61 63
Henry, W. A., nursery inspection fees	127 21
Palmer, C., confiscated game	5 66
Kleinsteiber, C. L., confiscated game	5 00
Crowe, R. R., refund pub. bank statement	1 20

"A"—General Fund Receipts for 1901.

Froehlich, W. H., refunded warrant 353		
Normal regents	64 20
Oil Inspection Fund—balance Sept. 30, 1901	796 63
Q. M. G., refund on transportation.....	15 97
Wis. National Guard, insurance	1,212 17
Wis. National Guard, lost property fund	1,036 26
		\$15,370 83
Total General Fund receipts		\$2,904,091 98

"A"—General Fund Disbursements for 1901.

GENERAL FUND DISBURSEMENTS FOR 1901.

<i>Executive Department—</i>		
La Follette, R. M., gov., salary	\$3,750 00
Scofield, Ed., gov., salary	1,250 00
Stone, Jesse, lieut.-gov., salary	1,000 00
Murphy, J. C., private and military secretary, salary	2,047 37
Starkey, D. B., private and military secretary, salary	752 63
Frazier R. R., executive clk., salary ..	483 86
Rogers, A. F., executive clerk, salary ..	1,316 14
Klatte, stenographer, salary	241 93
Nelson, Jennie, stenographer, salary ..	648 08
Smith, Mary E., stenographer, salary ..	260 81
Gurnee, P. D., messenger, salary	645 42
Hurst, T. B., messenger, salary	254 58
Corwin, Ella, clerk, salary	240 00
Hubbard, Loretta, stenographer, salary ..	22 50
Murphy, J. C., gov.'s contingent fund ..	998 68
State Journal Prtg. Co., gov.'s contingent fund	103 25
Chicago Record-Herald, cont. fund...	1 50
Democrat Prtg. Co., printing	277 18
State Journal Prtg. Co., printing	36 75
Madison post office, postage, etc.	306 00
Dane Co. Telephone Co., messages and rental	33 00
Postal Telegraph Cable Co., telegrams ..	5 54
Western Union Teleg. Co., telegrams ..	46 40
Wis. Telephone Co., messsages, etc. ...	284 35
American Express Co., expressage ...	15 08
U. S. Express Co., expressage	3 71
		\$15,024 76
<i>State Department—</i>		
Froehlich, Wm. H., sec. of state, salary ..	\$5,000 00
Froehlich, Wm. H., sec. of state, revenue stamps	150 00
Froehlich, Wm. H., sec. of state, copyright fee	2 00
Schmidt, Hy P., asst. sec. of state, salary	2,000 00
Schmidt, Hy P., asst. sec. of state, copyright fee	1 00
Hotschick, G. M., chief clerk, salary ..	1,800 00
Kuechle, E., bookkeeper, salary	1,800 00
Loew, Ed., bookkeeper, salary	430 03
Herbeck, H., asst. prtg. clk. and bookkeeper, salary	1,438 71
Read, G. S., bookkeeper, salary	1,300 00
Meggett, A. A., printing clerk, salary ..	1,500 00
Froehlich, J., asst. prtg. clerk, salary ..	731 26
Hartmann, E., filing clerk, salary ...	1,400 00
Betts, W. J., incorporation clk., salary ..	1,400 00

"A"—General Fund Disbursements for 1901.

<i>State Department—Continued.</i>		
Keyes, M. C., recording clerk, salary ..	1,200 00
Belland, A., registration clerk, salary ..	1,200 00
McNeel, G. H., notarial clerk, salary ..	1,300 00
Haughton, K., warrant clerk, salary ..	1,200 00
Bullwinkel, F., statistical clerk, salary ..	1,200 00
Fethers, M. D., clerk, salary ..	1,200 00
Smith, D. K., clerk, salary ..	1,200 00
Le Count, F., clerk, salary ..	1,200 00
Van Bugbee, H., clerk, salary ..	1,200 00
Fagg, P., clerk, salary ..	700 00
Edwards, Thos., clerk, salary ..	500 00
Lorigan, J., clerk, salary ..	1,200 00
Otto, M. M., stenographer, salary ..	900 00
Berryman, J. R., compilation assess- ment laws ..	100 00
Bell, A., drayage ..	16 25
Ferris, E. S., drayage ..	7 00
Thomas, P., drayage ..	1 50
McPherson, P. B., drayage ..	50
C. & N. W. Ry., freight ..	281 98
C., M. & St. P. Ry., freight ..	65 89
Ill. Cen. Ry., freight ..	2 68
Democrat Prtg. Co., prtg. report, etc.	3,127 15
State Journal Prtg. Co., printing	545 80
Madison post office, postage, etc.	995 50
Dane Co. Telephone Co., rental ..	20 00
Wis. Telephone Co., messages ..	83 65
Postal Telegraph Cable Co., telegrams	2 87
Western Union Teleg. Co., telegrams	32 22
American Express Co., expressage	229 13
U. S. Express Co., expressage ..	269 35
		\$38,934 47
<i>Treasury Department—</i>		
Davidson, J. O., treas., salary ..	\$5,000 00
Davidson, J. O., treas., express on cou- pons, miscel.	48 73
Bergh, M. C., asst. treas., salary ..	2,000 00
Herried, Thos., bookkeeper, salary ...	1,800 00
Purtell, T. M., bookkeeper, salary	1,800 00
Nelson, J. M., corresponding clerk	1,600 55
Smethurst, J., deposit clerk ..	1,400 00
Gunderson, O. L., mailing clerk ..	1,200 00
Pollard, A. W., commercial clerk	1,200 00
Anderson, Edie, stenographer, salary	720 00
Brindley, J. E., night watch ..	744 00
Richter, W. A., compiling bank report	200 00
State Journal Prtg. Co., pub. bank statement ..	142 20
Democrat Ptg. Co., blanks and report	405 60
Madison post office, postage, etc.	304 00
Dane Co. Telephone Co., rental ..	20 00
Postal Telegraph Cable Co., messages	26
Western Union Teleg. Co., messages	4 18
American Express Co., expressage ...	32 95
United States Express Co., expressage	3 45
		\$18,625 37

"A"—General Fund Disbursements for 1901.

<i>Attorney-General's Department—</i>		
Hicks, E. R., attorney general, salary	\$3,000 00
Hicks, E. R., attorney general, expenses	92 60
Hicks, E. R., attorney general, books..	199 10
Buell, C. E., assistant attorney general, salary	2,000 00
Buell, C. E., assistant attorney general, expenses	37 45
Hamilton, R. F., assistant attorney general, salary	1,800 00
Hamilton, R. F., assistant attorney general, expenses	51 76
Warner, E. N., law examiner, salary	1,500 00
Warner, E. N., law examiner, expenses	36 94
Hicks, J. W., clerk, salary	833 00
Foulker, W. J., clerk, salary	120 00
Temke, A. A., messenger, salary	767 00
Clemons, F. G., stenographer, salary..	900 00
Barriage, Geo., services	3 07
Drake, Geo., witness fees, Heim vs. Williams	4 58
Ellis, W. J., witness fees, Heim vs. Williams	9 64
Everett, W., witness fees, Heim vs. Williams	9 16
Pomrening, H., witness fees, Heim vs. Williams	4 74
Starkey, D. B., witness fees, Heim vs. Williams	4 58
Democrat Prtg. Co., blanks and report	405 60
Madison post office, postage, etc.	193 00
Wis. Telephone Co., messages	30 42
Dane Co. Telephone Co., rental	20 00
Postal Telegraph Cable Co., telegrams	74
Western Union Teleg. Co., telegrams	13 29
American Express Co., expressage ...	18 88
United States Express Co., expressage	14 24
		\$11,865 44
<i>State Superintendent's Department—</i>		
Harvey, L. D., superintendent, salary.	\$1,200 00
Harvey, L. D., superintendent, special appropriation	3,599 00
Harvey, L. D., superintendent, exp. ...	428 91
Harvey, L. D., books	38 35
Parker, W. N., asst. supt. and high school insp., salary and expenses ..	2,200 08
Parker, W. D., high school inspector and deaf school insp., sal. and exp.	2,371 41
Harper, C. L., chief clerk, salary	1,500 00
Schreiber, M. E., library clerk, salary and expenses	907 30
McNeil, A. H., library clerk, salary and expenses	726 28
Merrick, W., index and filing clerk, salary and expenses	1,000 00
St. John, E. L., mailing clerk, salary and expenses	1,000 00

"A"—General Fund Disbursements for 1901.

<i>State Superintendent's Dept.—Cont.</i>		
Bussewitz, M. A., asst. state supt., salary and expenses	540 17	
Jack, F. M., inspector, salary and exp.	496 78	
Thompson, A. A., inspector, salary and expenses	646 37	
Fitzgerald, stenographer, salary	720 00	
Des Forges & Co., books	23 00	
Merriam, G. & C., dictionaries	5,067 00	
Publishers' Weekly, books	2 00	
Harper, B., illust.	1 55	
Paunock, W. F., illust.	10 00	
Evening Wisconsin, illustrations	241 95	
Democrat Prtg. Co., printing	2,315 58	
C. & N. W. Ry., freight	77 63	
C. M. & St. P. Ry.	28 63	
Madison post office, postage, etc.	1,350 55	
Wisconsin Telephone Co., messages ..	1 94	
Dane Co. Telephone Co., messages and rental	23 85	
Postal Telegraph Cable Co., telegrams ..	86	
Western Union Teleg. Co., telegrams ..	23 03	
American Express Co., expressage ...	475 39	
United States Express Co., expressage ..	244 89	
		\$27,262 50
<i>Railroad Commissioner's Department—</i>		
Rice, G. L., commissioner, salary	\$3,000 00	
Rice, G. L., commissioner, expenses..	259 12	
Stack, J. S., deputy com'r, salary	1,750 00	
Stack, J. S., deputy com'r, expenses..	465 36	
McRae, M., stenographer, salary	360 00	
Henly, W. A., exam. bridges	280 77	
Merrill, M. B., witness fee	3 50	
Billings, A. R., sheriff's fees	7 35	
Poor, H. & H. W., Poor's Manual, etc.	10 00	
Railway Equipment, etc., Co., book ..	3 00	
Railway Gazette, book	21 00	
Rand, McNally & Co., book	7 50	
Mitchie Co., book	36 00	
Railway Age, book	4 00	
West Publishing Co., book	47 00	
American Railway Guide, book	3 00	
Windsor Kenfield Publishing Co., book ..	3 00	
C. M. & St. P. Ry., inspection fee and special transp.	197 00	
C. & N. W. Ry., inspection fee and special transp.	160 95	
Wisconsin Central Ry., inspection fee and special transp.	69 00	
Northwestern Lithog. Co., maps	9,714 83	
Democrat Prtg. Co., prtg. misc.	918 93	
Madison post office, postage, etc.	231 50	
Wis. Telephone Co., messages, etc.	17 26	
Postal Telegraph Cable Co., telegrams ..	7 90	
Western Union Teleg. Co., telegrams ..	23 77	
American Express Co., expressage ...	94 23	
United States Express Co., expressage ..	81 95	
		\$17,777 92

"A"—General Fund Disbursements for 1901.

Insurance Department—

Giljohann, E., commissioner, salary and expenses	\$3,106 38
Hazelwood, R., deputy commissioner, salary	1,425 00
Nedderson, J. L., chief clerk, salary ..	1,200 00
Timme, A. F., actuary, salary	1,200 00
Giljohann, H., clerk, salary	877 46
Scott, C. A., clerk, salary	1,260 00
Hubbell, C. A., clerk, salary	1,200 00
Monteith, M. L., filing clerk, salary ..	900 00
Glenz, W. H., messenger and mailing clerk, salary	900 00
Green, A. C., stenographer, salary ..	480 00
Kinner, L., stenographer, salary	240 00
True, E. C., dep. com'r, salary	375 00
Hicks, E. R., expenses	100 14
Madison post office, postage, etc.	513 60
Wisconsin Telephone Co., messages ..	20 18
Postal Teleg. Cable Co., telegrams ...	4 24
Western Union Teleg. Co., telegrams ..	18 61
American Express Co., expressage ...	251 43
United States Express Co., expressage ..	400 18
Democrat Prtg. Co., printing	2,666 76
		\$17,078 98

Tax Commission—

Gilson, N. S., commissioner, salary and expenses	\$5,055 65
Curtis, Geo., 1st asst. commissioner, salary and expenses	4,060 23
Anderson, W. J., 2d asst. commissioner, salary and expenses	1,355 66
Haugen, N. P., 3d asst. commissioner, salary and expenses	2,720 36
Smith, S. M., secretary, salary	989 23
Barnes, B. M., stenographer, salary ..	910 00
Brabant, Edw., clerk, salary	550 00
Doyon, M. R. clerk, salary	450 00
Kinsman, D. O., clerk, salary and exp.	621 56
Yager, M. E., clerk, salary	150 00
Barnes, H. D., services	12 00
Frazier, R. R., services	16 50
Holmes, F. G., services	5 00
Klatte, W. A., services and expenses ..	57 44
Moore, T. J., vol. of addresses	5 00
Riedel, L. A., copying	15 00
McRae, M. C., vol. of addresses	5 00
Democrat Prtg. Co., printing	240 49
Madison post office, postage	263 50
Dane Co. Telephone Co., rental	20 00
Wisconsin Telephone Co., message ...	4 46
Western Union Teleg. Co., messages..	3 07
American Express Co., expressage ...	32 94
United States Express Co., expressage ..	5 32
		\$17,548 41

"A"—General Fund Disbursements for 1901.

<i>Land Commissioner's Department—</i>		
Morley, C. E., chief clerk, salary and expenses	\$1,716 50
Castle, B. J., assistant chief clerk, salary and expenses	1,722 65
Lerdall, H. T., bookkeeper, salary	1,434 00
Chesak, T. T., clerk, salary	1,434 00
Brice, Geo., clerk, salary	1,100 00
Foresman, C. M., clerk, salary	1,100 00
Charlesworth, G. H., clerk, salary ...	1,200 00
Copp, M. B., clerk, salary	800 00
Foulkes, W. J., clerk, salary	400 00
Vandercook, G. E., clerk, sal. and exp.	1,342 55
Bush, I. L., trespass exp.	61 25
Houghton, Wm., trespass exp.	103 61
McCure, J., trespass exp.	35 80
Shepard, E. S., trespass exp.	180 66
Woodbury, E. O., trespass exp.	28 00
Buell, C. E., exp.	12 96
Hicks, J. W., exp.	2 43
Hamilton, R. F., exp.	14 02
Morley, C. E., forest warden, services	145 61
Castle, B. J., forest warden, services..	145 61
Madison post office, postage	213 00
Dane Co. Telephone Co., rental	20 00
Wisconsin Telephone Co., message ..	4 25
Postal Telegraph Cable Co., telegrams	25
Western Union Teleg. Co., telegrams	3 69
American Express Co., expressage ...	35
Democrat Prtg. Co., printing	107 42
		\$13,328 61
<i>Draughtsman—</i>		
Noyes, F., salary	\$400 00
		\$400 00
<i>Bank Examiner's Department—</i>		
Kidd, E. I., bank examiner, salary and expenses	\$3,440 88
Bartz, G. D., deputy bank examiner, salary and expenses	3,025 01
Wild, Thad, chief clerk, salary and exp.	2,318 61
Knolt, A. E., examiner, salary and exp.	683 36
Richter, W. A., clerk and stenographer, salary	1,200 00
Bergh, M. C., exam. exp.	14 70
Democrat Printing Co., printing	779 93
Madison post office, postage	409 60
Dane Co. Telephone Co., rental	20 00
Wisconsin Telephone Co., messages ..	74
Western Union Teleg. Co., telegrams	33 80
American Express Co., expressage ...	15 45
United States Express Co., expressage	10 21
		\$11,952 29

"A"—General Fund Disbursements for 1901.

<i>Bureau of Labor Statistics—</i>		
Erickson, H., commissioner, salary and expenses	\$2,362 76
Gilman, S. W., deputy commissioner, salary and expenses	1,518 56
Krueger, L., clerk, salary and expenses	962 78
Pietzsch, W. O., clerk, salary and exp.	325 00
Blum, F., clerk and typewriter, salary	466 50
Estes, R. L., clerk and typewriter, sal.	240 00
McCurdy, K. K., clerk, salary	783 00
Black, N. B., factory inspector, salary, office rent and expenses	1,797 98
Duke, W. T., factory inspector, salary and expenses	351 28
Williams, J. J., assistant factory inspector, salary and expenses	1,306 69
Bachus, A. C., assistant factory inspector, salary and expenses	613 14
Fischer, H. P., assistant factory inspector, salary and expenses	1,141 98
Koepsell, J. J., assistant factory inspector, salary and expenses	1,402 03
Russell, C. H., assistant factory inspector, salary and expenses	507 53
Polley, H. E., assistant factory inspector, salary and expenses	1,360 17
Harbeck, J. H., assistant factory inspector, salary and expenses	361 75
Doty, D. P., assistant factory inspector, salary and expenses	1,276 81
Bradford, R. E., assistant factory inspector, salary and expenses	1,252 75
Nye, R. J., assistant factory inspector, salary and expenses	460 68
Lennhoff, Aug., assistant factory inspector, salary and expenses	434 80
Jackson, Ida M., assistant factory inspector, salary and expenses	272 03
Stewart, J. C., supt. at Superior, salary and expenses	346 66
Vallier, J. E., supt. at Milwaukee, salary and expenses	346 66
Tibbits & Courtenay, rent	116 66
Kreul, W. C., mdse.	13 25
Razell, G. H., mdse.	6 15
Richardson, T. J., mdse.	14 00
Schwaab Stamp & Seal Co., mdse.	14 80
State, Price & Davis, furniture	71 75
Wright, A. G., mdse.	6 00
Washburn, C. E., painting sign	11 50
Democrat Printing Co., printing	1,963 63
Madison post office, postage	1,160 50
Dane Co. Telephone Co., messages ...	3 15
Wisconsin Telephone Co., messages ...	20 67
Western Union Teleg. Co., telegrams ..	18 89
American Express Co., expressage ...	420 78
United States Express Co., expressage ..	202 15
		\$23,935 42

"A"—General Fund Disbursements for 1901.

<i>Dairy and Food Commissioner's Department—</i>		
Adams, H. C., commissioner, salary and expenses	\$2,727 34
Sweeting, C. W., asst. commissioner, salary and expenses	3,095 38
Mitchell, A. S., chemist, sal. and exp.	2,468 48
Norton, F. Q., stenographer, salary ..	900 00
Field, N. J., dairy inspector, salary and expenses	1,676 90
Democrat Printing Co., printing	973 01
Clark Engraving Co., illust.	4 00
Dane Co. Telephone Co., rental	20 00
Wisconsin Telephone Co., messages...	12 21
Madison post office, postage, etc.	206 00
Postal Telegraph Cable Co., telegrams	1 86
Western Union Teleg. Co., telegrams	48 58
American Express Co., expressage ...	350 38
United States Express Co., expressage	262 28
Olin, J. M., services	107 45
 <i>Laboratory:</i>		
Treas. city of Madison, water rent	\$9 18
Vilas, Wm. F., rent	125 00
Madison Gas & Electric Co., gas....	5 51
Eimer & Amend	4 85
Grasseli Chemical Co.	8 56
Hollister's Pharmacy	9 78
Richards & Co.	46 71
Wagner Glass Works	11 50
		\$13,074 96
 <i>Board of Control—</i>		
Lyon, W. P., member, salary and exp.	\$2,182 58
Bishop, G. W., member, salary and exp.	3,126 86
Nelson, A. G., member, salary and exp.	2,897 76
Petherick, E. R., member, sal. and exp.	2,448 96
Treat, N. B., member, salary and exp.	2,724 54
Grotophorst, member, salary and exp.	971 17
Hall, Chas., special agent, per diem and expenses	1,034 71
Tappins, M. J., secretary, salary	1,999 00
Howland, E. W., clerk, salary	1,200 00
McCaffrey, M. E., clerk, salary	900 00
Merrill, Agnes, stenographer, salary ..	415 00
Jones, Maud, stenographer, salary ...	60 00
Douglas, H., stenographer, salary	245 00
Huffman, T. R., clerk, salary	720 00
American Academy of Political Science	6 50
National Conference of Charities and & Corrections	112 50
Free Press subscription	8 40
Sentinel Co., subscription	7 80
C. & N. W. Ry., freight	1 15
Democrat Printing Co., printing	633 45
State Journal Prtg. Co., printing and subscription	34 70

"A"—General Fund Disbursements for 1901.

<i>Board of Control—Continued.</i>		
Madison post office, postage, etc.	377 50
Dane Co. Telephone Co., rental and messages	33 85
Wisconsin Telephone Co., messages ...	237 90
Postal Telegraph Cable Co., telegrams	29
Western Union Teleg. Co., telegrams	76 31
American Express Co., expressage ...	73 39
United States Express Co., expressage	42 36
McKinnon, Arch., chap. 222, L. 1901, for land	250 00
		\$22,821 68
<i>State Charitable and Penal Institutions—</i>		
Wis. State Hospital for Insane.....	\$123,622 19
Wis. Northern Hospital for Insane ...	140,774 25
Wis. Home for Feeble-Minded	143,142 52
Wis. School for Deaf	40,826 61
Wis. School for Blind	36,490 40
Wis. Industrial School for Boys	75,303 00
Wis. State Reformatory	82,152 81
Wis. State Public School	42,673 06
Wis. State Prison	96,561 67
		\$781,546 51
<i>Maintaining Chronic Insane in County Asylums—</i>		
Brown county	\$6,710 14
Brown county for Door.	50 00
Brown county for Kewaunee.	549 53
Brown county for Marinette.	163 67
Brown county for Oconto	1,734 76
		\$9,208 10
Chippewa county.	4,566 43
Chippewa county for Ashland.	162 43
Chippewa county for Barron.	1,430 40
Chippewa county for Burnett.	167 67
Chippewa county for Clark	824 97
Chippewa county for Douglas.	159 44
Chippewa county for Eau Claire	7,367 99
Chippewa county for Lincoln	47 74
Chippewa county for Pepin.	167 57
Chippewa county for Sawyer.	171 82
Chippewa county for Taylor.	327 86
Chippewa county for Washburn.	66 50
Chippewa county for Wood.	49 12
Chippewa county for state-at-large ..	280 95
		\$15,790 89
Columbia county.	\$5,245 29
Columbia county for Adams	26 62
Columbia county for Jackson.	175 51
Columbia county for Juneau.	343 52
Columbia county for Marquette.	591 82
Columbia county for Portage	418 94
Columbia county for state-at-large. ...	3,640 58
		\$10,442 28

"A"—General Fund Disbursements for 1901.

<i>Maintaining Chronic Insane in County Asylums—Continued.</i>		
Dane county	\$10,817 57
Dane county for Pierce.	168 94
Dane county for state-at-large.	335 76
		\$11,322 27
Dodge county.	\$6,672 44
Dodge county for Adams.	233 14
Dodge county for Bayfield.	166 67
Dodge county for Green Lake.	646 42
Dodge county for Lincoln.	505 63
Dodge county for Oconto.	1,342 62
Dodge county for Shawano.	334 69
Dodge county for Waukesha.	334 64
Dodge county for state-at-large.	777 58
		\$11,013 83
Dunn county.	\$3,712 50
Dunn county for Barron.	1,132 65
Dunn county for Burnett.	326 41
Dunn county for Douglas.	492 28
Dunn county for Eau Claire.	2,286 65
Dunn county for Jackson.	271 30
Dunn county for Pepin.	886 05
Dunn county for Pierce.	1,225 91
Dunn county for Price.	330 81
Dunn county for Polk.	967 58
Dunn county for Portage.	975 23
Dunn county for Taylor.	653 27
Dunn county for Waupaca.	322 11
Dunn county for Washburn.	165 27
Dunn county for state-at-large.	1,144 70
		\$14,892 72
Fond du Lac county.	\$6,823 50
Fond du Lac county for Douglas.	167 74
Fond du Lac county for Green Lake.	2,565 79
Fond du Lac county for Marinette.	844 91
Fond du Lac county for Marquette.	865 11
Fond du Lac county for Oconto.	166 92
Fond du Lac county for Portage.	837 44
Fond du Lac county for Price.	691 42
Fond du Lac county for Waupaca.	173 34
Fond du Lac county for Waukesha.	37 33
Fond du Lac county for Wood.	169 12
Fond du Lac county for state-at-large.	180 92
		\$13,523 54
Grant county.	\$7,279 95
Grant county for Barron.	174 37
Grant county for Crawford.	2,855 62
Grant county for Lafayette.	792 95
Grant county for state-at-large.	942 19
		\$12,045 08

"A"—General Fund Disbursements for 1901.

<i>Maintaining Chronic Insane in County Asylums—Continued.</i>		
Green county.	\$4,091 36
Green county for Buffalo.	348 51
Green county for Douglas.	688 46
Green county for Jackson.	774 99
Green county for Juneau.	2,520 61
Green county for Lafayette.	3,445 16
Green county for Pierce.	172 82
Green county for Polk.	522 43
Green county for Trempealeau.	195 24
Green county for state-at-large.	176 18
		\$12,935 16
Iowa county.	\$3,884 57
Iowa county for Ashland.	163 59
Iowa county for Buffalo.	167 74
Iowa county for Crawford.	323 26
Iowa county for Iron.	163 59
Iowa county for Jackson.	235 15
Iowa county for Lafayette.	1,268 28
Iowa county for Oconto.	162 34
Iowa county for Ozaukee.	93 08
Iowa county for Pepin.	325 06
Iowa county for Pierce.	820 94
Iowa county for Polk.	1,480 56
Iowa county for Trempealeau.	476 83
Iowa county for Waukesha.	3,252 88
Iowa county for state-at-large.	1,011 78
		\$13,829 65
Jefferson county.	\$7,528 07
Jefferson county for Burnett.	1,163 66
Jefferson county for Juneau.	2,092 65
Jefferson county for Waushara.	166 47
Jefferson county for Waukesha.	321 94
Jefferson county for state-at-large.	1,833 07
		\$13,105 86
La Crosse county.	7,027 08
La Crosse county for Barron.	332 25
La Crosse county for Bayfield.	178 39
La Crosse county for Buffalo.	2,855 61
La Crosse county for Clark.	1,093 42
La Crosse county for Jackson.	761 23
La Crosse county for Juneau.	166 04
La Crosse county for Monroe.	351 94
La Crosse county for Pierce.	565 76
La Crosse county for Trempealeau.	850 71
La Crosse county for state-at-large.	1,790 87
		\$15,973 30
Manitowoc county.	\$3,957 21
Manitowoc county for Ashland.	167 24
Manitowoc county for Calumet.	1,232 14
Manitowoc county for Door.	1,765 81
Manitowoc county for Kewaunee.	1,161 24
Manitowoc county for Langlade.	620 54
Manitowoc county for Marinette.	1,312 28
Manitowoc county for Oconto.	663 62

"A"—General Fund Disbursements for 1901.

<i>Maintaining Chronic Insane in County Asylums—Continued.</i>		
Manitowoc county for Ozaukee	3,988 33
Manitowoc county for Portage	166 99
Manitowoc county for Shawano.	167 24
Manitowoc county for Vilas	167 74
Manitowoc county for Waupaca.	1,041 78
Manitowoc county for Waushara	333 91
Manitowoc county for state-at-large. .	5,761 96
		\$22,508 03
Marathon county	\$3,379 71
Marathon county for Ashland	1,992 74
Marathon county for Barron	508 20
Marathon county for Bayfield.	324 81
Marathon county for Buffalo	164 91
Marathon county for Clark	1,500 02
Marathon county for Florence	323 44
Marathon county for Iron.	871 53
Marathon county for Jackson.	682 40
Marathon county for Langlade	364 87
Marathon county for Lincoln	1,671 96
Marathon county for Marquette	332 76
Marathon county for Oconto.	508 13
Marathon county for Oneida.	503 31
Marathon county for Portage.	2,831 95
Marathon county for Sawyer	338 46
Marathon county for Shawano.	1,347 53
Marathon county for Trempealeau ..	199 37
Marathon county for Vilas	178 42
Marathon county for Waupaca	2,002 81
Marathon county for Waushara.	261 86
Marathon county for Wood	2,493 17
Marathon county for state-at-large. .	169 78
		\$22,952 14
Milwaukee county.	\$12,598 95
		\$12,598 95
Outagamie county	\$5,031 21
Outagamie county for Ashland	46 28
Outagamie county for Bayfield	73 09
Outagamie county for Calumet.	1,850 12
Outagamie county for Door	1,343 17
Outagamie county for Forest.	162 02
Outagamie county for Iron.	86 14
Outagamie county for Kewaunee.	1,327 02
Outagamie county for Langlade	358 40
Outagamie county for Lincoln.	79 50
Outagamie county for Marinette.	277 27
Outagamie county for Oconto.	1,219 73
Outagamie county for Portage.	49 48
Outagamie county for Price	162 37
Outagamie county for Shawano.	46 28
Outagamie county for Waukesha	505 59
Outagamie county for Waupaca	2,699 05
Outagamie county for Wood.	324 26
Outagamie county for state-at-large ..	498 83
		\$16,139 81

"A"—General Fund Disbursements for 1901.

<i>Maintaining Chronic Insane in County Asylums—Continued.</i>		
Racine county	\$6,641 80
Racine county for Kenosha	4,342 36
Racine county for state-at-large	873 36
		\$11,857 52
Rock county	\$7,474 36
Rock county for Buffalo	174 02
Rock county for Crawford	678 92
Rock county for Jackson	325 31
Rock county for Lafayette	840 99
Rock county for Marinette	1,007 13
Rock county for Marquette	1,062 22
Rock county for Pepin	328 96
Rock county for Washburn	163 67
Rock county for Waukesha	496 03
Rock county for state-at-large	1,507 56
		\$14,059 17
Richland county	\$2,489 79
Richland county for Adams	505 50
Richland county for Crawford	3,087 76
Richland county for Juneau	166 59
Richland county for Lafayette	167 95
Richland county for Marquette	338 67
Richland county for Pierce	289 60
Richland county for Waushara	839 09
Richland county for Wood	173 50
Richland county for state-at-large	7,269 62
		\$15,328 07
Sauk county	\$4,435 07
Sauk county for Adams	269 26
Sauk county for Burnett	162 19
Sauk county for Juneau	1,865 98
Sauk county for Monroe	498 63
Sauk county for Pierce	805 61
Sauk county for Sawyer	286 39
Sauk county for Trempealeau	807 65
Sauk county for Vilas	93 58
Sauk county for Washburn	245 98
		\$9,470 34
St. Croix county	\$3,841 93
St. Croix county for Ashland	982 05
St. Croix county for Barron	1,135 82
St. Croix county for Bayfield	472 31
St. Croix county for Buffalo	310 44
St. Croix county for Burnett	801 58
St. Croix county for Douglas	3,521 82
St. Croix county for Eau Claire	166 30
St. Croix county for Iron	163 20
St. Croix county for Pepin	491 70
St. Croix county for Pierce	676 90
St. Croix county for Polk	2,130 33
St. Croix county for Portage	654 88
St. Croix county for Sawyer	326 46
St. Croix county for Taylor	163 45
St. Croix county for state-at-large	1,147 10
		\$16,986 27

"A"—General Fund Disbursements for 1901.

<i>Maintaining Chronic Insane in County Asylums—Continued.</i>		
Sheboygan county	\$6,749 57
Sheboygan county for Calumet	1,001 33
Sheboygan county for Marinette	156 42
Sheboygan county for Oconto	164 76
Sheboygan county for Ozaukee	335 39
		8,407 47
Trempealeau county	\$1,491 21
Trempealeau county for Price	5 56
Trempealeau county for Portage	11 14
		\$1,507 91
Vernon county	\$4,135 71
Vernon county for Burnett	499 28
Vernon county for Clark	543 00
Vernon county for Douglas	1,036 58
Vernon county for Eau Claire	499 28
Vernon county for Jackson	832 14
Vernon county for Juneau	499 28
Vernon county for Monroe	4,657 74
Vernon county for Pepin	166 42
Vernon county for Portage	166 42
Vernon county for Wood	93 84
Vernon county for Trempealeau	1,317 86
Vernon county for state-at-large	3,129 43
		\$17,576 98
Walworth county	\$3,656 57
Walworth county for Dane	57 86
Walworth county for Kenosha	201 86
Walworth county for Lafayette	100 72
Walworth county for Waukesha	3,470 93
Walworth county for state-at-large	240 86
		\$7,728 80
Washington county	\$3,178 07
Washington county for Bayfield	157 89
Washington county for Douglas	158 87
Washington county for Forest	159 27
Washington county for Kenosha	1,039 97
Washington county for Kewaunee	162 82
Washington county for Langlade	164 72
Washington county for Lincoln	333 45
Washington county for Marquette	210 25
Washington county for Oconto	657 71
Washington county for Oneida	318 78
Washington county for Ozaukee	955 90
Washington county for Portage	956 11
Washington county for Price	153 55
Washington county for Shawano	151 75
Washington county for Taylor	141 85
Washington county for Waukesha	1,388 37
Washington county for Waupaca	1,152 27
Washington county for Waushara	461 56
Washington county for Winnebago	165 60
Washington county for Wood	303 07
Washington county for state-at-large	1,213 20
		\$13,585 03

"A"—General Fund Disbursements for 1901.

<i>Maintaining Chronic Insane in County Asylums—Continued.</i>		
Winnebago county.	\$8,551 93
Winnebago county for Ashland.	684 67
Winnebago county for Bayfield.	682 17
Winnebago county for Calumet.	164 92
Winnebago county for Clark.	176 12
Winnebago county for Douglas.	1,156 71
Winnebago county for Door.	162 37
Winnebago county for Florence.	338 01
Winnebago county for Green Lake. ..	837 64
Winnebago county for Iron.	325 76
Winnebago county for Kewaunee.	169 67
Winnebago county for Langlade.	162 32
Winnebago county for Lincoln.	351 91
Winnebago county for Marinette.	990 23
Winnebago county for Oneida.	346 94
Winnebago county for Oconto.	819 74
Winnebago county for Price.	493 38
Winnebago county for Portage.	658 37
Winnebago county for Shawano.	646 74
Winnebago county for Taylor.	715 16
Winnebago county for Waupaca.	656 22
Winnebago county for Waushara.	1,103 47
Winnebago county for Wood.	549 07
Winnebago county for state-at-large. .	1,342 79
		\$22,086 31
Total for chronic insane.		\$366,876 08
<i>Maintaining acute and chronic insane, Chap. 423, Laws 1901—</i>		
Milwaukee County Insane Asylum.	\$75,010 48
		\$75,010 48
<i>Wisconsin Industrial School for Girls—</i>		
Treas. Industrial School for Girls, approp., Chap. 180, Laws 1901.	\$3,000 00
		\$3,000 00
<i>Wisconsin Veterans' Home—</i>		
Treas. Veterans' Home, care of inmates.	\$87,015 43
Treas. Veterans' Home, annual approp., Chap. 248, L. 1893.	5,000 00
Treas. Veterans' Home, annual approp., Chap. 383, L. 1901.	20,000 00
		\$112,015 43
<i>State Board of Health—</i>		
Wingate, U. O. B., sec., sal. and exp.	\$5,175 22
Sutherland, Q. O.	62 88
Russell, H. L.	40 46
Sutter, F. C.	80 04
Whyte, Wm.	15 98
Harrison, Geo. W.	31 20
McNeel, J. H.	16 64
Marks, S.	98 58
Democrat Printing Co., printing.	370 79
Northwestern Lithog. Co., printing. ..	2 70
		\$5,894 49

"A"—General Fund Disbursements for 1901.

<i>Live Stock Sanitary Board—Veterinary Surgery—</i>		
Hubbard, S. D., per diem and exp. . .	\$18 39
McKerrow, G. C., per diem and exp. . .	12 00
Wylie, G., per diem and exp.	16 13
Clute, H. P., vet., sal. and exp. experi- mental	2,075 85
Roberts, E. D., vet., sal. and exp., ex- perimental	2,566 35
Anderson, H., consultation	17 00
Beattie, S., consultation	43 62
Butler, W. J., consultation	266 50
Brown, C. E., consultation	21 00
Brach, M. W., consultation	14 00
Clark, W. G., consultation	14 00
Collins, S. J., consultation	55 31
Clute & Clark, consultation	17 00
Eckert, H. F., consultation	45 00
Eckhart, N. F., consultation	25 00
Ferguson, consultation	14 00
Henning, C. D., consultation	16 72
Hartwig, A. H., consultation	14 00
Koehne, C., consultation	28 00
Kuhl, M. H., consultation	14 00
Knoni, R., consultation	14 00
Malone, W. J., consultation	14 00
Powell, W. S., consultation	21 00
Powell, F. J., consultation	15 00
Preschbacher, J., consultation	182 86
Raub, J. F., consultation	52 80
Russell, H. L., consultation	10 00
Roger, B., consultation	18 00
Rasmussen, C., consultation	7 00
Thompson, W. H., consultation	7 00
Udell, J. W., consultation	7 00
Wrigglesworth, consultation	70 25
Wilson, Wm., consultation	72 00
Woodford, C. A., consultation	14 00
Democrat Printing Co., printing	47 55
Pasteur Vaccine Co.	32 25
Housman Dinn Co.	6 25
Madison post office, postage	25 00
Parke Davis Co.,	100 71
		\$6,010 54
 For Diseased Animals Slaughtered:		
Ahlberg, A.	\$20 00
Anderson, S.	33 33
Austin, T.	66 66
Alexander, W., and Van Horn, C. . . .	96 67
Battig, W.	30 00
Bell Bros.	63 33
Bryne, J.	26 66
Bailey, W. F.	26 66
Brown, Theo	16 66
Baker, W.	20 00
Bulger, C.	50 00

"A"—General Fund Disbursements for 1901.

Veterinary Surgery—Continued.

For diseased animals slaughtered:

Calkins, A.	27 00
Cary, E. A.	166 66
Cole, W. T.	26 66
Czirska, J.	11 33
Don Levy, F.	30 00
Duffies, A. S.	261 66
Duffies, A. S.	59 33
Dalton, J.	177 33
Davis, Geo.	26 66
Dunham, S.	93 33
Dwyer, J.	33 33
Ebbe, Hy	23 33
Fleischman, M.	16 66
Felland Bros.	40 66
Fasmark, S.	110 00
Fitzgerald, T.	63 33
Gutknecht, William	200 00
Griffin, W. W.	228 66
Green, J. R.	30 00
Hutchinson, E. E.	20 00
Hussa Brewing Co.	33 33
Held, P.	39 99
Hayes, E. S.	26 66
Halverson, S.	23 33
Hannah, William	33 33
Hibbard, George	33 33
Ingram, O.	246 66
Ingram, Charles	26 66
Jacobs, E. J.	80 00
Jenson, L.	23 33
Kapelka, F.	32 00
Kowalka, P.	133 33
Kestley, J.	20 00
Latimer, E., and Austin, W.	16 00
Lemke, J.	686 66
Lang, P.	23 33
McKone, J.	20 00
Meyer, F.	36 66
McKillip, F. L.	24 50
Melcher, A.	26 00
McAlon	20 00
Moffat	66 67
Newell, L. A.	60 00
Phelph, O. H.	76 66
Paine, J. E.	23 33
Rau, Charles	590 00
Reinhardt, C. F.	23 66
Remington, C. F.	649 99
Reynolds, C. B.	23 33
Ritzenthaler, S.	40 00
Roberts	35 00
Sales, J.	92 66
Stack, E. G.	50 00
Starr, E.	30 00

"A"—General Fund Disbursements for 1901.

<i>Veterinary Surgery—Continued.</i>		
For diseased animals slaughtered:		
Sprowl, J.	66 66
Sievert, H.	26 66
Schultz, H.	56 66
Shaw, D.	194 00
Swenson, A.	10 00
Sylvester, S.	31 66
Scott, J.	44 89
Summons, A.	83 33
Tibbetts, H. L.	23 33
Thompson, A.	18 66
Van Hartwick, F.	33 33
Walker, M. H.	126 66
Whelikan, M.	66 66
Wallukas, J.	33 33
Waefel, J.	314 00
Wright, W. H., and Schmidt, H. S.	756 66
Wordefman, H. H.	66 66
Wilson, E. F.	76 66
Willie & Galloway	400 00
Wightman, Geo.	30 00
Whittaker & Treloven	24 00
Weidman, L.	23 33
Whiffin, A.	23 33
Wood, A.	30 00
Wheeler, J. R.	26 67
		\$8,048 94
<i>Commissioners of Fisheries—</i>		
Treas. Fish Commission, appropriation	\$24,000 00
Democrat Printing Co., printing	5 75
Madison post office, postage	96 00
Western Union Teleg. Co., telegrams	2 62
		\$24,104 37
<i>Fish and Game Warden—</i>		
Overbeck, Hy, warden, sal. and exp...	\$746 51
Ellarson, J. T., warden, sal. and exp.	1,472 96
Democrat Printing Co., printing	883 40
Madison post office, postage	191 40
Wisconsin Telephone Co., messages...	19 57
Western Union Teleg. Co., telegrams	10 26
Postal Telegraph Cable Co., telegrams	2 35
American Express Co., expressage ...	110 33
United States Express Co., expressage	40 33
		\$3,477 11
<i>Oil Inspection—</i>		
Democrat Printing Co., printing	\$105 95
		\$105 95

"A"—General Fund Disbursements for 1901.

<i>State Treasury Agent—</i>		
American Express Co., expressage . . .	\$ 34
Dane Co. Telephone Co., rental	14 00
Democrat Printing Co., printing	63 94
Madison post office, postage	138 00
Peterson, Wm. C., fees	1,815 93
Postal Teleg. Cable Co., telegrams . .	70
Pederson, Eli, fees	1,787 30
United States Express Co., expressage .	50
Wisconsin Telephone Co., messages . .	1 57
		\$3,822 28
<i>Board of Arbitration—</i>		
Democrat Printing Co., printing . . .	\$59 99
Edwards, R. H., per diem and exp. . .	127 38
McMillan, Angus, per diem and exp. .	303 73
Willott, Geo. E., per diem and exp. . .	436 14
		\$927 24
<i>Supreme Court—</i>		
Cassoday, J. B., justice, salary	\$5,000 00
Bardeen, Chas. V., justice, salary . . .	5,000 00
Dodge, J. E., justice, salary	5,000 00
Marshall, R. D., justice, salary	5,000 00
Winslow, J. B., justice, salary	5,000 00
Alford, E. E., janitor, salary	558 00
Beyler, C. H., messenger and crier . . .	1,064 00
Bardeen, C. L., copyist and stenog., sal.	900 00
Conover, F. K., court reporter, salary .	3,000 00
Colman, Theo., janitor	195 00
Democrat Printing Co., printing	205 41
Dane Co. Telephone Co., rental	20 00
Glasier, G. G., copyist and stenog., sal.	1,200 00
Hart, R. B., proofreader, salary	1,325 00
Hewitt, Harry R., stenographer	900 00
Madison post office, postage	348 84
Kellogg, Clarence, clerk, and per diem .	501 25
Klatte, W. A., stenographer, salary . . .	877 42
Lathrop, Clara, stenographer, salary . .	960 00
Lamb, C. F., services	700 00
Smith, Edw. H., stenographer, salary . .	322 58
		\$38,077 50
<i>State Bar Examiners—</i>		
Dickinson, S. N., per diem and exp. . .	\$451 95
Democrat Printing Co., printing	127 61
Erdall, John D., per diem and exp. . . .	611 45
Nash, L. J., per diem and exp.	236 86
Rusk, L. J., per diem and exp.	299 58
VanDyke, W. D., per diem and exp. . . .	248 02
		\$1,975 47

"A"—General Fund Disbursements for 1901.

<i>State Law Library—</i>		
American Express Co., expressage . . .	\$30 88
American Law Register, book	3 00
American Law Book Co., book	6 00
Berryman, John R., librarian, salary..	2,000 00
Callahan & Co., books	661 75
Collector Publishing Co., book	5 00
Canada Law Book Co., books	30 55
Cockroft, James D., books	6 00
Columbia Law Review, books	2 00
Democrat Printing Co., printing	412 30
Edward Thompson Co., books	18 00
Flood, T. H., & Co., books	31 00
T. & J. W. Johnson Co., books	10 00
F. T. Meggett Co., books	7 50
Gerling, Henry, book	2 50
Hall, Carl A., janitor, salary	744 00
J. F. Bell Co., books	26 20
Madison post office, postage	29 00
Keef Davidson Law Book Co., books	19 50
Lawyers' Co-Op. Co., books	299 00
Med. Legal Journal, book	3 00
North American Review, books	5 00
Orvis, W. H., messenger, salary	1,025 00
Review Pub. Co., books	5 00
Statute Law Book Co., books	183 25
Stumpf & Strum, books	2 00
Stevens & Haynes, books	98 65
The Carswell Co., books	156 75
The Boston Book Co., books	309 46
The Mitchie Co., books	28 00
The Banks Law Pub. Co., books	47 25
The Frank Shephard Co., books	49 00
The Yale Law Journal, books	2 50
The Banking Law Journal,	3 00
The Howard Law Book Review	2 50
The National Corpo. Reports, book	3 00
United States Express Co., expressage	41 72
Weekly Law Bulletin and Ohio Law Journal, books	5 00
West Pub. Co., books	243 65
Wing & Wattewa, books	43 00
Western Union Teleg. Co., telegrams	58
		\$6,601 49
<i>Circuit Courts—</i>		
Burnell, Geo. W., judge 3d circuit, sal.	\$4,000 00
Clementson, Geo., judge 5th circuit, sal.	4,000 00
Dick, James J., judge 13th circuit, sal.	4,000 00
Dunwiddie, B. F., judge 12th circuit, salary	4,000 00
Elliott, E. S., judge 2d circuit, sal..	4,000 00
Fruit, J. J., judge 6th circuit, sal.	3,391 33
Fish, F. M., judge 1st circuit, sal.	4,000 00
Goodland, John, judge 10th circuit, salary	4,000 00

"A"—General Fund Disbursements for 1901.

Circuit Courts—Continued.

Hastings, Samuel D., judge 14th circuit, salary	4,000 00
Halsey, L. D., judge 2d circuit, sal...	4,000 00
Helms, Eugene W., judge 8th circuit, salary	4,000 00
Kirwan, Michael, judge 4th circuit, salary	5,000 00
O'Neil, James, judge 17th circuit, sal.	4,000 00
Parish, J. K., judge 15th circuit, sal..	4,000 00
Siebecker, R. G., judge 9th circuit, salary	4,000 00
Silverthorn, W. C., judge 16th circuit, salary	4,000 00
Vinje, A. J., judge 11th circuit, sal..	4,000 00
Wyman, O. B., judge 6th circuit, sal.	1,000 00
Webb, Chas. M., judge 7th circuit, sal.	4,000 00
Braclford, F. S., reporter 10th circuit, salary	420 00
Bush, A. H., reporter. 4th circuit, sal.	180 00
Cross, Chas. A., reporter 8th circuit, salary	650 00
Cover, Jas., reporter 15th circuit, sal.	260 00
Fiske, Chas. W., reporter 17th circuit, salary	155 00
Grant, F. C., reporter 9th circuit, sal.	210 00
Grant, F. C., and Allen, C. E., reporters 12th circuit, salary	630 00
Hart, Geo., reporter 16th circuit, sal.	960 00
Harrison, Alf, reporter 6th circuit, salary	665 00
Kimball, Wm. C., reporter 3d circuit, salary	520 00
Morse, R. W., reporter 7th circuit, sal.	755 00
Orton, Chas., reporter 5th circuit, sal.	950 00
Parks, Jas. T., reporter 14th circuit, salary	770 00
Sawyer, J. H., reporter 13th circuit, salary	305 00
Wolford, T. H., reporter 11th circuit, salary	430 00
Welsh, Chas. H., reporter 1st circuit, deficiency salary	830 00
		\$82,081 33

Superintendent of Public Property—

Regular Pay Roll, Sec. 170, W. S.:

Scott, W. J., supt., salary	\$627 78
Bryant, G. E., supt. salary	1,372 22
Price, J., asst. supt., salary	423 39
Bennett, C. C., asst. supt., salary ...	1,076 61
Eyerly, F. D., chief clerk, salary ...	1,050 00
Bresse, L. M., chief clerk, salary ..	350 00
Dean, W. H., chief engineer, salary	348 39
Hickman, Ed., asst. engineer, salary	1,080 00
Hall, W. E., asst. engineer, salary..	640 00

 "A"—General Fund Disbursements for 1901.

Superintendent of Public Property—

Regular Pay Roll—Continued:

Stevens, A., asst. engineer, salary ..	320 00
Higgins, W. P., carpenter, salary ..	653 23
Priest, J., carpenter, salary	327 77
Gussman, C., asst. carpenter, salary ..	900 00
Runnels, S. H., asst. carpenter, sal.	780 00
Burke, J., fireman, salary	50 32
Ireland, H., fireman, salary	209 68
Farley, C., fireman, salary	325 00
Moore, H., fireman, salary	520 00
Cashen, J., fireman, salary	189 06
Sweeney, J., fireman, salary	56 30
Van Keulen, H. J., painter, salary ..	825 00
Hemwood, W. A., painter, salary ...	75 00
Nelson, C. D., asst. painter, salary ..	499 03
Hemwood, W. A., asst. painter, salary	195 00
Homme, T. O., asst. painter, salary ..	65 00
Dean, G. H., gas fitter, etc., salary ..	840 00
Keefe, J. E., receiving and shipping clerk, salary	600 00
Kurz, M., receiving and shipping clerk, salary	300 00
Smith, E., police, salary	248 00
McCoy, J. B., police, salary	744 00
Evans, Wm., police, salary	248 00
Norton, W. R., police, salary	372 00
McMillan, C. W., police, salary	518 73
Myers, H., police, salary	186 00
Van Wagner, J. H., police, salary ..	744 00
Onsgard, S. O., police, salary	372 00
Ireland, Hy, police, salary	110 00
Dodge, S. E., police, salary	434 00
Allan, J., police	372 00
Brown, F. B., police	355 47
Smith, D. H., police	154 00
Miller, Wm., police	24 80
Cobb, W. H., police	248 00
Lafferty, R., police	156 00
Beck, J. D., police	57 88
Burnett, C., police	114 00
Abaly, J., night watchman	620 00
Fagg, P., night watchman	200 00
Disch, Wm., night watchman	544 00
Lyon, J., night watchman	124 00
Nelson, M., elevator operator	558 00
Rasmussen, J., elevator operator ...	186 00
Quam, H., janitor	464 00
Knutson, A., janitor	310 00
Owen, W. A., janitor	496 00
Upham, E. P., janitor	512 53
Petford, T. B., janitor	283 43
Jensen, C. W., janitor	744 00
McFadden, A., janitor	200 00
Beach, A. M., janitor	248 00
Bird, F. A., janitor	558 00

 "A"—General Fund Disbursements for 1901.

Superintendent of Public Property—

Regular Pay Roll—Continued:

Chase, H. A., janitor	576 60
Schermerhorn, J., janitor	496 00
Olson, C., janitor	744 00
Rawson, M. J., janitor	744 00
Scanlon, J., janitor	264 00
Huntley, J., janitor	372 00
McNair, J. H., janitor	744 00
Serene, S. L., janitor	248 00
Reed, Wm., janitor	608 00
Fagg, P., janitor	110 00
Allan, J., janitor	149 30
La Pine, L., janitor, salary	62 00
Ireland, Hy, janitor, salary	248 00
Brazee, L. M., janitor, salary	248 00
Smith, D. H., janitor, salary	62 00
Grant, P., janitor, salary	243 87
Howard, C. C., janitor, salary	231 47
Elvekrog, O. O., janitor, salary	243 87
Vail, F., janitor, salary	186 00
Wanamaker, C. H., janitor, salary ..	169 46
Miller, W., janitor, salary	186 00
Burnside, W. H., janitor, salary ..	136 00
Burdon, P. J. V., janitor, salary ..	155 00
Qualey, R. N., janitor, salary	31 00
Sauthoff, W., carpetman, salary ..	744 00
Lins, J. A., storekeeper, salary	248 00
Burke, J., cuspidor cleaner, salary ..	165 00
Knoble, J., cuspidor cleaner, salary ..	110 00
Main, S. S., cuspidor cleaner, salary ..	372 58
Kruse, C. J., foreman of labor force, salary	583 06
Lobre, A., laborer, salary	495 00
Scott, J., laborer, salary	177 42
Kurth, E., laborer, salary	550 00
La Pine, L., laborer, salary	605 00
Iverson, S., laborer, salary	330 00
Kindschi, H., laborer, salary	193 38
Roberts, E., laborer, salary	660 00
Welsh, J., laborer, salary	330 00
Shampo, D., laborer, salary	495 00
Main, S. S., laborer, salary	177 42
Barsantee, C. A., laborer, salary ..	440 00
Disch, Wm., laborer, salary	177 42
Anderson, E., laborer, salary	660 00
Gilbert, B., laborer, salary	660 00
Classon, A. V., laborer, salary	314 04
Gillespie, T., laborer, salary	482 58
Bachus, A. C., laborer, salary	262 58
Smith, D. H., laborer, salary	291 92
Dunn, N., laborer	55 00
Hicks, E., laborer	320 83
Knoble, L., laborer	220 00
Riedy, J., laborer	55 00
Schermerhorn, J., laborer	220 00

"A"—General Fund Disbursements for 1901.

Superintendent of Public Property—		
Regular Pay Roll—Continued.		
Higgins, T., laborer	55 00	
Ireland, Hy, laborer	165 00	
Fourtenay, G., laborer	25 00	
Malin, J., laborer	165 00	
Davis, T. J., laborer	165 00	
Bergland, S., laborer	165 00	
Coulter, G., laborer	110 00	
Wipperman, R., laborer	110 00	
Wiric, M., scrubwoman	456 25	
Starkweather, L., scrubwoman	456 25	
Kline, M. D., scrubwoman	456 25	
Mero, E., scrubwoman	341 25	
Hagerbacker, B., scrubwoman	456 25	
Warpell, A., scrubwoman	115 00	
McRae, M., stenographer	270 00	
Hibbard, L., stenographer	90 00	
		\$47,460 67
Extra Pay Roll—Chap. 290, L. 1899, and Chap. 419, L. 1901:		
Bennett, E. P., laborer and clerk, salary	\$110 00	
Ball, J. C., laborer and clerk. salary	5 50	
Burnside, laborer	27 50	
Beck, J. D., clerk	124 00	
Burke, J., fireman	34 68	
Burbank, R., laborer	177 42	
Bachus, A. C., laborer	195 75	
Beers, L. W., laborer	94 92	
Boran, P., laborer	2 70	
Classon, A. V., laborer	180 96	
Clawson, Hy, laborer	177 42	
Chamberlain, A., laborer	177 42	
Coon, J., laborer	177 42	
Coughlin, M., fireman	323 51	
Cochems, Ed., clerk	95 33	
Coulter, G., laborer	40 33	
Chynoweth, H., clerk	133 83	
Dickinson, M., scrubwoman	115 00	
Di Rienzo, M., scrubwoman	235 00	
Eyerly, F. D., clerk	116 66	
Fourtenay, G., laborer	55 00	
Froehlich, J. A., laborer	177 42	
Gratz, A. W., carpenter	201 37	
Gillespie, T., laborer	177 42	
Giljohann, H., laborer	122 42	
Higgins T., laborer	146 90	
Hibbard, L., stenographer	56 00	
Howard, C. C., janitor	12 40	
Krueger, C. J., laborer	21 67	
Kurz, M., laborer	33 71	
Knoble, J., laborer	8 87	
Jenson, J., laborer	1 80	
Lockwood, R., laborer	5 40	
Lally, Ed, laborer	2 70	

"A"—General Fund Disbursements for 1901.

<i>Superintendent of Public Property—</i>		
<i>Extra Pay Roll—Continued.</i>		
Lavin, D., laborer	5 40
Lobre, E., laborer	14 66
Monahan, B. O.,	177 42
Moore, Hy, fireman	12 58
Miller, C., laborer, salary	149 92
Main, S. S., fireman, salary	5 24
McPherson, P. B., laborer	1 80
Noyse, G., laborer	2 70
Pfeifer, F., laborer	80 00
Qualey, R. N., laborer	23 83
Reidy, J., laborer	146 00
Smith, Mary E., stenographer	14 50
Spaulding, M., laborer	18 00
Smith, D. H., laborer	177 42
Rasmussen, laborer	7 33
Turner, J., laborer	51 46
Wilcox, N. J., laborer	177 42
Worpek, A., scrubwoman	51 25
Wipperman, R., clerk	29 00
		\$4,714 36
Rood, H. W., janitor memorial hall, Chap. 125, L. 1901	\$124 00
		\$124 00
Miscellaneous:		
Democrat Prtg. Co., prtg.....	95 36
Madison Post Office, postage etc....	113 00
Dane Co. Telephone Co., rental.....	20 00
Wis. Telephone Co., exchange.....	19 71
Postal Telegraph Cable Co., tele- grams	26
Western Union Telegraph Co., tele- grams	1 73
American Express Co., expressage..	188 41
United States Express Co., ex- pressage	144 46
		582 93
Extra Pay Roll under Chap. 350, L. 1901:		
Bakkm, L. T., laborer, salary.....	51 33
Gratz, A. W., carpenter, salary.....	75 00
Higgins, Thos., laborer, salary.....	110 00
Reidy, J., laborer, salary.....	110 00
		346 33
Extra Pay Roll under Chap. 125, L. 1901:		
Gratz, A. W., carpenter, salary.....	75 00
		75 00
		53,303 29

"A"—General Fund Disbursements for 1901.

<i>Remodeling South Wing of Capitol,</i>		
<i>Chap. 248, L. 1899—</i>		
Democrat Prtg. Co., adv. for bids.....	2 60
Evening Wis. Co., adv. for bids.....	5 52
Capital City Paper Co.....	4 50
Frederickson, N. & Sons.....	73 73
Goodman, W. E.....	43 20
Hulls, F.	6 00
Nelson, F. P.....	109 05
McCarthy, T. C., contractor.....	3,321 00
Pritzlaff, J., Hardware Co.....	153 75
Rundle, Spence, Mfg. Co.....	88 23
Rawson & Paunack, architect.....	200 00
		4,007 58
<i>Furnishing Committee Rooms, Chap. 1,</i>		
<i>L. 1901—</i>		
Slater, Price & Dempsey Co., chairs, etc.	3,488 21
Stark Bros. Co., rugs, etc.....	694 04
Bennett, C. C., expenses.....	14 36
		4,196 61
<i>Chairs for Senate Chamber, Chap. 5, L.</i>		
<i>1901—</i>		
Slater, Price & Dempsey Co.,	346 70
Bennett, C. C., expenses.....	6 93
		353 63
<i>Expenses under Chap. 350, L. 1901, Re-</i>		
<i>pairing Capitol—</i>		
Gill, Alex., repairing walks	1,520 00
		1,520 00
<i>Expenses under Chap. 125, L. 1901—</i>		
Miller-Parkinson Lbr. Co., lbr.....	158 88
Starck Mfg. Co.	5 00
		163 88
<i>Incidental Expenses, Sec. 293, W. S. and</i>		
<i>acts amendatory—</i>		
Amberg File and Index Co., mdse.....	8 40
Angell & Hastreiter, directories.....	18 00
Andrae, J. & Son Co., mdse.....	9 18
Allen, H. P., ice.....	134 95
Armstrong, E. A., Mfg. Co., mdse....	58 00
Art Metal Construction Co., fixtures	
state dept.....	1,000 00
Arnold, J., dray	41 75
Allen, W. J., annotations.....	3 00
Averbeck, F. A., mdse.....	14 40
Austin, A. E. & Co., mdse.....	3 50
Ayer, N. W. & Son, newspaper annual	5 00
Brill, W. F. & Co., mdse.....	9 40
Black, H. A., mdse.....	16 90
Burdick, Pecher, Murray Co., mdse...	93
Burley & Co., mdse.....	6 75
Bird & Stadelman, repairing.....	40 05
Bradstreet Co., subscription.....	100 00
Brinnan, J., mdse.	6 00

"A"—General Fund Disbursements for 1901.

<i>Incidental Expenses, Sec. 293, W. S. and acts amendatory—Continued.</i>		
Blied, Du Frenne & Schneider, mdse..	50 96
Chapman, T. A. Co., mdse.....	57 24
Callaghan & Co., law books.....	11 40
C. & N. W. Ry., freight.....	201 05
Conklin & Son, mdse.....	4 30
Conklin & Son, ice.....	29 75
Conklin & Son, coal, ex. res.....	323 45
Cooley, C. F., mdse.....	1 85
C., M. & St. P. Ry., frt.....	146 35
Clement Williams & Co.....	53 50
Central School Supply House, mdse..	1 25
Chicago Directory Co., directory.....	7 50
Crane Wm. & Co., wood.....	34 00
Carson, Pierie Scott & Co.....	20 30
Cantwell, M. J., prtg.....	2 50
Consolidated Time Lock Co., services.	65 00
Capital City Paper Co., mdse.....	23 17
Continental Brush Co., mdse.....	7 50
Dane Co. Telephone Co., ex. res.....	13 50
Democrat Prtg. Co., mdse.....	27 70
Dennison, W. H., dray.....	44 00
Delaney Oil & Lubricant Co., mdse....	30 00
Dickey, J. R., annotations.....	7 50
Daggett, J., dray.....	4 15
Dallman & Cooper Supply Co., mdse..	13 50
Eastman, F. R., mdse.....	43 75
Electrical Supply Co., mdse.....	74 00
Eugene, M. S., washing towels.....	138 85
Erickson, E. A., washing towels.....	201 95
Eggen, H., washing carpets.....	238 44
Esser, L., mdse.....	15 15
Evening Wisconsin, prtg. letterheads.	203 00
Felton, A. P., services.....	4 25
Feld, A. N., grubbing and removing trees.....	81 00
Fischer, Edw. Co., mdse.....	123 84
Frederickson, N., & Sons, mdse.....	87 01
Foresman, R. N., uphoistering.....	45 00
Frautschi, C., rent for chairs.....	1 00
Grady, J. C., mdse.....	56 75
Greek American Sponge Co., mdse....	70 81
Goodyear Rubber Co., mdse.....	90 93
Gimbel Bros., mdse.....	24 50
Gardner, A. H. Co., mdse.....	164 80
Gould, Wells & Blackburn Co., mdse..	225 65
Gallagher Tent & Awning Co., mdse..	20 00
Grady, T. S. Co.....	17 60
Globe-Wernicke Co.....	131 00
Greenman, L., mdse.....	9 25
Grimm, G., & Son, mdse.....	7 70
Haskins Bros. & Co., mdse.....	12 50
Hollisters, A. H., mdse.....	12 70
Harioff, P. F., mdse.....	1 25
Hartwig, I., washing towels.....	176 70

"A"—General Fund Disbursements for 1901.

<i>Incidental Expenses, Sec. 293, W. S. and acts amendatory—Continued.</i>		
Huels, F., mdse.....	6	50
Herrick, H. C., mdse.....	13	45
Haswell & Schöil, mdse.....	25	50
Hannifin, P. R., & Co.....	48	00
Harvey, L. D., dictionaries.....	15	00
Holcomb & Hoke Mfg. Co., mdse.....	10	95
Hoeverler, Theo., upholstering.....	2	75
Hering, Wm., mdse.....	3	00
Hinrichs Dry Goods Co., mdse.....	33	36
Hull, M. J., & Son, cleaning rugs.....	24	25
Iverson, J. C., & Co., mdse.....	34	99
Illinois Ct. Ry, frt.....		93
Jonas Bros., mdse.....	10	38
Jarvis, C. W., dray.....	151	25
Kornhauser, Alex., mdse.....	3	85
Knauber, J., Lithog. Co., mdse.....	295	00
Keyes, Wm., sand.....	5	00
King & Walker Co., mdse.....	106	12
Kayser, A. H., lbr.....	538	15
Keeley, Neckerman & Kessenich, mdse	2	94
Kroncke Bros., mdse.....	8	87
Library Bureau, mdse.....	155	97
Ledwith, G., mdse.....	3	00
Langles, N. B., mdse.....	4	00
Lyon, S. J., mdse.....	2	00
Lorenz, E. H. J., repair clocks.....	22	75
Leonard & Ellis, oil.....	9	90
Lanerman Bros., mdse.....	1	50
McGowan, H. B., mdse.....	85	84
McPherson, P. B., dray.....	4	50
Mayers, A. A., mdse.....	83	87
Madison Gas & Electric Co., ex. res...	138	92
Manville Covering Co., mdse.....	8	07
Milward, W. H., & Son, mdse. and services.....	85	76
Main, A. H., & Son, insurance.....	63	33
Minch, B. M., mdse.....	1	20
Madison Cycle Co., mdse.....		25
Miller-Parkinson Lbr. Co., lbr.....	5	00
Madison Saddlery Co., mdse.....	2	15
Metz., A., plumbing.....	87	75
Morhoff, E. W., mdse.....	1	80
Meltzer, W. J., plumbing, etc.....	107	49
Madison city, sprinkling tax, res.....	52	64
Mitchell Bros., laying walk, ex. res...	273	98
Meggett, F. T., & Co., annotations.....	26	00
Matson & Klein, services, ex. res.....	26	41
Norton, R. G., services.....	9	00
New York Store, mdse.....	239	10
Niebuhr, W. C., chairs.....	21	25
Niedecken, H., Co., mdse.....	237	53
Northwestern Furniture Co., mdse.....	185	00
Northwestern Lithographing Co., mdse.....	278	76

*"A"—General Fund Disbursements for 1901.**Incidental Expenses, Sec. 293, W. S. and acts amendatory—Continued.*

Oakey & Buser, masonry.....	42 35
Olson, A. & B., mdse.....	6 35
O'Neil Oil & Paint Co., mdse.....	49 91
Owens, W., mdse, etc.....	45 95
Otis Elevator Co., mdse.....	7 95
Ozonet Company, mdse.....	16 00
Oakey & Morgan, masonry.....	116 50
Pollard & Taber Co., mdse, etc.....	218 94
Pritzlaff, J., Hdwe. Co., mdse.....	291 67
Public Policy Pub. Co., subscrip.....	3 00
Purcell Bros., mdse.....	5 75
Park, W. J., Co., mdse.....	1 98
Polk, R. L. & Co., directory.....	32 00
Petrie, Elliott & Herrington, mdse....	10 00
Rosencrans & Thatcher Co., repair clocks.	5 00
Rundle Spence Mfg. Co., mdse.....	114 12
Riddeford Bros., mdse.....	28 50
Rand McNally & Co., mdse.....	10 00
Rentschler, F., flowers.....	434 95
Ranschenberger, J., & Co., mdse.....	22 82
Sumner & Morris, mdse.....	215 70
Stark Bros. Co., mdse.....	177 85
Sanitary Paper Co., mdse.....	108 35
Scott, W. J., mileage.....	45 00
Swinyer, W. W., mdse.....	57 70
Scheler Bros., mdse.....	27 35
State Hist. Soc., card catalogue.....	65 00
Smith Premier Typewriter Co., mdse.....	64 90
Starckweather, L., services.....	2 00
Smiley, B. E., mdse.....	2 50
Smith, E. M., police star.....	1 50
Scheibel, Aug., mdse.....	40
Starck, Mfg. Co., mdse.....	118 43
Swenson, J. A., mdse.....	6 00
Schwaab Stamp & Seal Co., mdse.....	3 58
Sexton & O'Neil, brushes.....	75
Sheasby, F., Co., mdse.....	3 00
Talcott, F. M., mdse.....	60 00
Trask, A., washing towels.....	89 50
Thomas, P., drayage.....	60 50
Tobey Furniture Co., mdse.....	112 00
Tension Envelope Co., mdse.....	235 00
Trainor, Wm., mdse.....	13 75
United Typewriter & Supply Co.....	14 75
Van Dusen, A., mdse.....	13 00
Wyckoff, Seamans & Benedict Co., mdse.	203 78
Western Union Tel. Co., clock service	15 00
Wis. Wagon Co., repair, etc.....	86 75
Wis. Telephone Co., exchange service.	262 72
Wehrmann, C., mdse.....	45
Woodbury, O. E., mdse.....	12 50
West Pub. Co., mdse.....	25 50

"A"—General Fund Disbursements for 1901.

<i>Incidental Expenses, Sec. 293, W. S. and acts amendatory—Continued.</i>		
Wright, A. G., mdse.....	6 00
Zenner Disinfectant Co., mdse.....	11 73
Zink, W., dray	1 25
Yunger & Zorn Co., mdse.....	10 50
		\$12,100 35
<i>Stationery—</i>		
American Arithmometer Co.	\$4 50
Blymyer Bros	42 00
De Voe, B. F., & Co.....	19 12
Diamond Ink Co	35 28
Evening Wisconsin	215 00
Fischer, Ed., Co.....	2,320 62
Hall & McChesney	61 50
Knauber, J., Lithog. Co.....	1,060 03
Moseley, J. E.....	36 95
Niedecken, H., Co.....	723 52
Pritzlaff, J., Hdwe. Co.....	270 00
Pickarts, L. J., & Co.....	5 27
Price, C. G.....	12 00
Standard Paper Co.....	3 60
Smith Premier Typewriter Co.....	5 30
Swinyer, W. W.	7 15
Silverstein, A. L.	12 25
United Typewriter & Supply Co.....	27 00
Wyckoff, Seamans & Benedict.....	160 73
		\$5,021 82
<i>Publishing Proposals for Stationery—</i>		
Evening Wisconsin.	\$12 00
State Journal Prhng. Co.....	11 55
Sentinel Co.	11 20
		\$34 75
<i>Paper—</i>		
Bouer, E. A.....	\$18,282 53
Walworth, C. B.....	4,533 46
Evening Wisconsin Co., advertising for paper	44 20
		\$22,860 19
<i>Fuel—</i>		
Conklin & Sons, fuel.....	\$3,263 85
Democrat Prtg. Co., adv. for bids....	6 90
State Journal Prtg. Co.....	2 85
		\$3,273 60
<i>Gas & Electric Lights—</i>		
Madison Gas & Electric Co., gas in capitol	\$3,485 49
Madison Gas & Electric Co., illumination	350 00
Madison Gas & Electric Co., arc lights	552 00
		\$4,387 49

"A"—General Fund Disbursements for 1901.

WISCONSIN NATIONAL GUARD.

Adjutant General's Department—

Am. Ex. Co.....	\$11 40
Army & Navy Journal.....	9 00
Atwood, J. B.....	1 40
Boardman, C. R.....	2,074 02
Bister, Geo. P.....	3 28
Berg, M. C.....	159 72
Brookhurst, A. G.....	35 00
Clausen, P. K.....	17 50
Cheyneusth, E.....	600 00
Durlin, Ben.....	2 56
Democrat Printing Co.....	375 16
Driver, Earl.....	250 00
Edwards, J. B.....	421 22
Frantz, Geo. L.....	14 76
Frank, John.....	7 18
Ferris, W. W.....	8 00
Ginty, W. C.....	971 17
Gray, E. B.....	1,380 00
Gillineester, Art.....	26 24
German, Lewis.....	6 66
Graham, Geo.....	256 67
Grannis, E. H.....	6 80
Herkin, H. L.....	8 00
Harmer, E. B.....	9 00
King, C. F.....	11 00
Madison post office.....	467 00
Locke, Morris E.....	72 31
McNeel, G. H.....	194 44
Markel, E. F.....	194 44
Miller, H. C.....	40
Monroe, W. K.....	3 60
Nemetz, J. A.....	4 85
Nelson, Adolph H.....	50 00
Oben, Waifer H.....	8 00
Patton, W. H.....	1,325 00
Priestley, M. W.....	840 00
Postal Telegraph Cable Co.....	2 45
Parks, Ray S.....	2 05
Rood, C. A.....	80
Sleep, Samuel.....	18 04
Sands, Charles W.....	14 76
Smith, E. W.....	16 50
Steinel, Ed.....	15 75
Salsman, John J.....	363 20
Schilling, George.....	5 00
Truax, Green & Co.....	365 68
Voras, C. W.....	1 60
United States Express Co.....	2 11
Western Union Telegraph Co.....	32 24
Whitney, J. B.....	210 00
Wisconsin Telephone Co.....	25 03
Walner, Fred.....	22 96

*"A"—General Fund Disbursements for 1901.**Adjutant General's Dept.—Continued.*

Wilkie, F. J.	13 55
Webster, B. W.	2 40
Williams, H. H.	8 00
Zellee, Harry W.	26 24
McNeel, G. H., asst. paymaster, serv- ices	173 33
Moseley, P., services, Camp Harnden	52 50
Harper, G. A., services, Camp Harnden	35 00
Graham, George, services, Camp Harnden	224 58
Edwards, J. B., services, Camp Harn- den	336 11
Nelson, A. H., services, Camp Harnden	44 00
Doyon, M. R., paymaster, services ...	263 89
1st Regt., Co. A, allowance	775 00
1st Regt., Co. A, pay roll	1,198 89
1st Regt., Co. B, allowance	775 00
1st Regt., Co. B, pay roll	1,106 89
1st Regt., Co. C, allowance	760 00
1st Regt., Co. C, pay roll	1,113 67
1st Regt., Co. D, allowance	820 00
1st Regt., Co. D, pay roll	1,114 19
1st Regt., Co. E, allowance	780 00
1st Regt., Co. E, pay roll	998 89
1st Regt., Co. F, allowance	775 00
1st Regt., Co. F, pay roll	1,081 78
1st Regt., Co. G, allowance	770 00
1st Regt., Co. G, pay roll	1,121 78
1st Rgt., Co. H, allowance	770 00
1st Regt., Co. H, pay roll	1,138 89
1st Regt., Co. I, allowance	725 00
1st Regt., Co. I, pay roll	1,021 78
1st Regt., Co. K, allowance	860 00
1st Regt., Co. K, pay roll	1,096 66
1st Regt., Co. L, allowance	755 00
1st Regt., Co. L, pay roll	950 44
1st Regt., Co. M, allowance	740 00
1st Regt., Co. M, pay roll	1,142 44
1st Regt., commanding officer	100 00
1st Regt., adjutant	270 00
1st Regt., field staff and band	1,588 55
2d Regt., Co. A, allowance	720 00
2d Regt., Co. A, pay roll	1,110 89
2d Regt., Co. B, allowance	725 00
2d Regt., Co. B, pay roll	1,174 39
2d Regt., Co. C, allowance	760 00
2d Regt., Co. C, pay roll	1,130 22
2d Regt., Co. D, allowance	715 00
2d Regt., Co. D, pay roll	1,035 39
2d Regt., Co. E, allowance	785 00
2d Regt., Co. E, pay roll	1,171 89
2d Regt., Co. F, allowance	745 00
2d Regt., Co. F, pay roll	1,170 89
2d Regt., Co. G, allowance	735 00
2d Regt., Co. G, pay roll	1,073 22

"A"—General Fund Disbursements for 1901.

Adjutant General's Dept.—Continued.

2d Regt., Co. H, allowance	705 00
2d Regt., Co. H, pay roll	1,012 89
2d Regt., Co. I, allowance	690 00
2d Regt., Co. I, pay roll	1,079 69
2d Regt., Co. K, allowance	710 00
2d Regt., Co. K, pay roll	1,105 55
2d Regt., Co. L, allowance	770 00
2d Regt., Co. L, pay roll	1,040 44
2d Regt., Co. M, allowance	690 00
2d Regt., Co. M, pay roll	1,039 11
2d Regt., adjutant	280 00
2d Regt., officer commanding	100 00
2d Regt., staff and band	1,684 12
3d Regt., Co. A, allowance	750 00
3d Regt., Co. A, pay roll	1,054 66
3d Regt., Co. B, allowance	710 00
3d Regt., Co. B, pay roll	1,195 94
3d Regt., Co. C, allowance	765 00
3d Regt., Co. C, pay roll	1,017 50
3d Regt., Co. D, allowance	735 00
3d Regt., Co. D, pay roll	1,150 00
3d Regt., Co. E, allowance	740 00
3d Regt., Co. E, pay roll	1,054 44
3d Regt., Co. F, allowance	730 00
3d Regt., Co. F, pay roll	1,014 89
3d Regt., Co. G, allowance	715 00
3d Regt., Co. G, pay roll	1,106 44
3d Regt., Co. H, allowance	725 00
3d Regt., Co. H, pay roll	1,182 14
3d Regt., Co. I, allowance	660 00
3d Regt., Co. I, pay roll	819 80
3d Regt., Co. K, allowance	750 00
3d Regt., Co. K, pay roll	1,144 66
3d Regt., Co. L, allowance	790 00
3d Regt., Co. L, pay roll	1,191 78
3d Regt., Co. M, allowance	710 00
3d Regt., Co. M, pay roll	1,116 22
3d Regt., commanding officer	100 00
3d Regt., colonel commanding	265 00
3d Regt., field staff and band	1,743 09
3d Regt., field staff and non-com. staff	220 78
Battery A, 1st artillery, allowances ..	2,660 00
Battery A, 1st artillery, pay roll	1,086 71
Troop A, 1st cavalry, allowances	2,580 00
Troop A, 1st cavalry, subsistence for horses	1,500 00
Troop A, 1st cavalry, pay roll	1,142 67
10th Separate Battalion, Co. A, allow- ances	700 00
10th Separate Battalion, Co. A, pay roll	1,032 44
10th Separate Battalion, Co. B, allow- ances	735 00
10th Separate Battalion, Co. B, pay- roll	1,042 44

"A"—General Fund Disbursements for 1901.

<i>Adjutant General's Dept.—Continued.</i>		
10th Separate Battalion, Co. C, allow- ances	710 00
10th Separate Battalion, Co. C, pay roll	992 44
10th Separate Battalion, Co. D, allow- ances	700 00
10th Separate Battalion, Co. D, pay roll	1,006 44
		\$100,457 67
<i>Quartermaster General's Department—</i>		
Alsted, Karsten & Co.	\$30 00
Archie, J. J., & Son	2 00
Allen, B. L.	52 40
Armstrong, A. E., & Co.	12 50
Blifield, O., & Co.	489 82
Bross, C. E.	7 64
Bogart, William	13 16
Burroughs, E. S.	438 00
Ballentine, James, & Son	3 45
C. & N. W. Ry. Co.	169 78
C., St. P., M. & O. Ry. Co.	3,398 79
C., M. & St. P. Ry. Co.	5,089 20
Davis, F. L.	111 87
Doyon, M. R.	37 80
Democrat Printing Co.	329 92
Dana, W. C.	60 00
Eberhart, George	36 00
Eberhart, Alex	157 50
Fairbairn & Dalton	385 00
Frohmander & Haskins	153 06
Green Bay & Western Ry.	4 25
Great Northern Cedar Co.	134 51
Gilchell & Pingar	24 00
Giessel, Henry, Co.	840 00
Gleason, E. L., & Son	62 78
Horton, C. H.	40 28
Howard, S. F.	44 00
Huber, Theo.	80 00
Hoton, C. H.	241 09
Hodgins, Joshua	166 00
Hanson, Robert L.	68 00
Hacht & Zummach	117 87
Hoffman & Billings	37 38
Germain, Pflueger & K.	28 83
Judd & Detwiler	37 50
Joyce Bros.	7 50
Madison post office	202 00
Kunert, E., Mfg. Co.	8 03
Leak, Ernst	22 66
Levick Mfg. Co.	20 00
Larson Bros.	8 70
Lindeman, A. J. Had Co.	40 65
Minn., St. P. S. S. M. Ry. Co.	3 62
McNeil, Ed H.	385 00

“A”—General Fund Disbursements for 1901.

Quartermaster General's Dept.—Cont.

Menomonie Press Brick Co.	73 50
Petrie, John N., & Co.	205 75
Pritzlaff, John, Hardware Co.	80 06
Patterson, Wm.	43 16
Phillips, C. J.	160 08
Rule, H.	2 18
Rane, Wm. C.	14 90
Register U. S. land office	150 00
Robinson, Edwin	22 40
Ridille, John	9 00
Smith Mfg. Co.	210 00
Smarth, Thos.	18 76
Siebold, Chas.	279 66
Solliday, A.	3,622 36
Schalle, H.	660 00
Schwab Stamp & Seal Co.	44 39
Specht, Fred	96 00
Standard Tel. & Elec. Co.	17 08
Studebaker Mfg. Co.	300 00
Truax, Green & Co.	267 23
The Bond Lime & Cement Co.	22 00
The Goll & Frank Co.	27 81
The C. Reiss Coal Co.	42 40
Taylor, John	126 68
Union Sewer Pipe Co.	2 89
Uhrig, B. F., Co.	53 63
Williams, C. R.	1,349 05
Western Union Telegraph Co.	15 37
Wisconsin Central Ry. Co.	18 09
Wyckoff, Seamans & Benedict	25 90
Wylie, Wm. H., & Son	12 50
		\$21,575 37

State Historical Society—

American Express Co.	\$244 76
Allen, Eric W.	79 83
American Library Ass'n	4 00
Archæological Institute	10 00
Arthur, Fred W.	8 00
American Antiq. Society	2 50
A. L. A. Pub. Co.	27 56
Appleton, D., & Co.	6 00
Adams, W. F.	7 80
Andrews, H. F.	4 00
Austin, Samuel	2 50
American Historical Ass'n	3 00
American Economic Assc.	3 00
Bradley, Harry	9 75
Beach, Albert E.	30 00
Baker, Florence E.	720 00
Bisco, Ellen D.	193 00
Buitts, Bennie	540 00
Brown, A. W., & Co.	10 00
Bradley, I. S., librarian, sal. and exp.	1,630 70
Boston Book Co.	215 00

"A"—General Fund Disbursements for 1901.

State Historical Society—Continued.

Caser, Henry	11	25
Cady, Jean H.	233	25
Cumulative Index Co.	10	00
City Treasurer, Madison	151	24
Conkey, W. B. & Co.	3	25
Congdon, John W.	4	80
Curtis, E. R.	15	00
Crane & Co.	1	00
C. N. Casper Co.	7	50
C., M. & St. P. Ry. Co.	1	75
Cogswell, Helen	25	00
Century Publishing Co.	18	50
Clapin, Sylvia	9	75
Cadby, J. H. W.	9	50
Clark, A. S.	6	87
Cragin, P. B.	10	00
C. & N. W. Ry. Co.	20	00
Dean, Thos.	600	00
Dengel, Edwin	8	25
Detrich, Emma	304	00
Democrat Printing Co.	3,292	54
Davenport, D.	220	50
Dane Co. Telephone Co.	74	00
Dait, A. P. G. Roy	2	00
Deffinderffer, Frank	3	00
Daterer, Henry S.	3	75
Dunn, Ida	12	00
Evans, N. W.	10	00
Egypt Ex. Fund	22	50
Foster, Mary S.	485	00
Ferris, M. P.	5	20
Grove, Wm. E.	76	00
Gerling, H. C.	96	75
Green, R. F.	5	00
Green, Lucy S.	18	75
Gunkel, Tillie	294	50
Gattiker, Emma	265	00
Hawley, Emma	720	00
Hean, Clarence S.	370	88
Hoeffler, Oscar	77	64
Harper, Blanche	22	55
Humphrey, Geo. P.	7	75
Hosmer, J. K.	3	25
Hunter & Co.	2	80
Holcomb & Hake Mfg. Co.	6	00
Harper, Francis	22	95
Jencks, A. E.	45	37
Joel Munsells & Son	196	74
Johns Hopkins Press	5	40
Jewish Pub. Society	5	00
Jones, Mrs. Joseph	27	00
Janes, Chas.	316	00
James, Francis S. C.	122	40
Parkinson, Eva	296	10
Price, C. G.	306	00

*"A"—General Fund Disbursements for 1901.**State Historical Society—Continued.*

Postal Telegraph Cable Co.	1 66
Pendergrast, James	67 50
Publishers Weekly	10 00
Rudd, Edith	313 00
Reuss, Florence	14 00
Renault, Rouel	7 86
Sauthoff, Harry	9 75
Scott, John	6 50
Shoen, W.	9 75
Sheldon, G. R.	180 00
Smith, Elizabeth	299 00
Sather, Rongeld	324 00
Stechert, Gustav	393 94
Souther, Henry & Co.	351 90
Schroeder, Carrie	41 00
So. Historical Ass'n	6 00
Sewaunee Review	19 00
Sloane, Ruth R.	5 50
Sumner, E., & Son	26 60
Seabrook, I. D.	6 50
Thwaites, R. G.	2,305 74
The Tiffield Heat Co.	3 50
Transylvania Co.	5 00
The Sanitary Paper Co.	53 90
United States Express Co.	170 13
Usher, Ellis B.	10 00
Wheeler, D. P.	8 70
Western Union Teegraph Co.	6 80
Walsh, Iva A.	365 00
Westberg, Everett	441 00
Warner, G. E.	55 00
White, James T., & Co.	8 00
Wilson, W. H.	10 00
Walsh, A.	27 00
Lyon, John	39 00
Lincoln, C. C.	600 00
Ledwith, Emma	411 50
Lyon, S. J.	1 50
Longmans, Green & Co.	2 00
Linscott Publishing Co.	7 00
Ludlow, Albert	2 50
Love, Wm. D.	25 00
Littlefield, Geo. E.	265 77
Keyes, E. W.	912 50
Kuhlman, Julius	8 85
Kehoe, Chas.	50 10
Mathews, Delbert R.	38 60
McClurg, A. C., & Co.	699 49
Madison Gas & Elec. Co.	1,215 37
McConnell, W. T., & Son	21 60
Moore, J. H.	282 65
Mass. Society Mayflower Decendants..	5 00
Malec, Joseph	66 75
Manhardt, Emil	3 00
Mason Publishing Co.	106 00

"A"—General Fund Disbursements for 1901.

State Historical Society—Continued.

Miller, J. Groton	4 25
Morse, George D.	4 50
Munsells Publishing Co.	6 25
McLarney, John	5 00
Marshall, Francis B.	86 40
Matzke, Hugo	6 75
Nunns, Anna A.	344 98
Nye, E. I.	7 00
Northwestern Litho. Co.	269 36
New York Store	7 19
Nicholas, A. C., Co.	5 00
Oakley, M. M.	1 200 00
Ogle, A. G., & Co.	30 00
O'Neil, James	4 00
Wisconsin Telephone Co.	9 39
		\$24,960 11

Free Library Commission—

American Express Co.	\$60 06
Baker, Francis E.	4 00
Blied, Joseph H.	4 75
Bowers, Bertha M.	177 55
Butts, Bennie	12 00
Curtis, L. M.	420 00
Cantwell, F. W.	19 50
Cumulative Index Co.	6 00
Des Forges & Co.	311 82
Democrat Printing Co.	397 10
Dane Co. Telephone Co.	13 70
Elliott, Julie E.	26 11
Evans, Anna W.	45 48
Fredrickson, N. & Son	75 04
Ferris, L. E.	4 05
Fellman, A.	11 00
Ferris, A. E.	8 00
Gattiker, Emma	34 00
Grimm & Son	224 95
Gerling, H. C.	80 00
Goodwin, J. E.	18 45
Hutchins, F. A.	1,830 62
Harper, Blanche	5 00
Houghton, Walter S.	145 00
Houghton, Mifflin & Co.	48 00
Jackson, Ida L.	45 00
Keyes, E. W.	366 70
Kuhlman, Julius	25 00
Kramer, K.	93 00
Kellogg & Clappenbach	3 91
Lyman, Edna	5 30
Library Bureau	171 23
Lemke & Buchner	504 02
Larson, C. M.	23 35
Morris, Mrs. S. L.	41 24
Muzer, O. H.	9 80
Marvin, Cornelia	1,518 45

"A"—General Fund Disbursements for 1901.

Free Library Commission—Continued.

McDonald, K. I.	640 85
McClurg, A. C., & Co.	501 60
Miller, Sam S.	8 00
Milwaukee Express Co.	8 25
Miner, Sarah H.	20 70
Mautz Bros.	6 38
Moseley, James E.	13 94
Mabbitt, Miss E. L.	3 50
Marvin, Mabel	13 25
Northwestern Litho. Co.	24 39
Noble, Charlotte G.	307 81
Ogilvie, Jane	35 48
Pickarts, L. J.	1 95
Publishers Weekly	2 00
Porter, Mrs. Edw.	18 00
Postal Telegraph Cable Co.	60
Stearns, L. E.	1,791 35
Subscription News Co.	14 70
Sumner & Morris	3 00
Sturtevant, Ameda	2 00
Sparling, S. E.	6 00
Tracy, Gibbs & Co.	30 65
Thwaites, R. G.	13 40
Turner, Emily	7 35
United States Express Co.	18 35
Van Wagner, H. H.	3 00
Western Union Telegraph Co.	11 84
Wohre, Grace	352 00
Wilson, W. H.	18 00
Wisconsin Telephone Co.	53
Waddick, W. J.	7 50
Warwick, Emma	4 00
		\$10,679 55

Geological and Natural History Survey—

Allyn, Abbie M.	\$181 97
American Express Co.	62 77
Buhler, H. A.	33 30
Buckley, E. R.	1,886 33
Bausch & Lomb Optical Co.	11 15
Birge, E. A.	893 73
Burns, John	26 30
Cheney, L. D.	118 67
Curtis, N. P.	43 25
Cowie, Harry	9 75
Cook, H. A.	22 80
Democrat Printing Co.	2,006 21
Dickman & McKenzie	20 00
Dane Co. Telephone Co.	12 00
Daniells, W. W.	44 00
Doyon & Rayne Lumber Co.	22 81
Fennemann, N. W.	524 39
Ferris, W. S.	217 00
Gay, Robert	139 18
Grant, U. S.	258 32

"A"—General Fund Disbursements for 1901.

<i>Geological and Nat. Hist. Survey—Cont.</i>		
Green, H. P.	18 00	
Gallagher Tent & Awning Co.	15 00	
Garvins, G. W.	11 60	
Hollister, A. H.	6 55	
Haumer, E. J.	18 40	
Juday, Chauncey	893 97	
Lenher, Victor	32 00	
Lorrigan, D. E.	45 40	
Marsh & Dwight	184 64	
Morris, T. S.	10 93	
M. Office & School Furniture Co.	27 61	
Nicholson, D. P.	15 00	
Northwestern Litho. Co.	1,322 33	
Ohms, Fred C., & Son	107 40	
Owens, Wm.	19 50	
Peppel, S. V.	81 60	
Parr & Kroncke	58 65	
Richter, E. S. & Son	21 50	
Savage, J. L.	45 00	
Sumner, E., & Son	14 00	
Sanford, Fannie G.	90 00	
Smith, Leonard G.	50 34	
Silvernagel, J. J.	8 00	
Smithsonian Institute	28 50	
Sargent, E. H.	67 50	
Tyrrell, Joseph	117 95	
United States Express Co.	25 45	
Van Hise, C. R.	45 98	
Weidman, Samuel	1,410 22	
		\$11,326 95
<i>Deaf Mute Instruction in Cities—</i>		
Appleton	\$1,033 33	
Ashland	1,084 17	
Black River Falls	622 47	
Eau Claire, 1900-1901	3,425 00	
Fond du Lac	833 33	
Green Bay	1,080 83	
La Crosse	1,359 16	
Manitowoc, 1900-1901	1,633 33	
Marinette	933 33	
Milwaukee	8,366 67	
Nielsville	1,312 50	
Oshkosh	1,079 16	
Racine	779 16	
Sheboygan	876 67	
Sparta ..	1,687 50	
Stevens Point	897 07	
Superior	1,490 00	
Wausau ..	941 66	
		\$29,435 34

"A"—General Fund Disbursements for 1901.

<i>Academy of Science, Arts and Letters—</i>		
C. M. & St. P. Ry., freight.....	\$9 18
American Express Co., expressage....	44 81
United States Express Co., expressage	44 20
Evening Wisconsin.	33 75
Democrat Prtg. Co., prtg. vol. 12 of reports	808 61
Northwestern Lithographing Co., cuts	231 02
		\$1,171 57
COMMON SCHOOLS.		
<i>Examiners of State Teachers—</i>		
Hardy, A., per diem and exp., examiner	\$337 27
Stearn, J. W., per diem and exp., examiner	278 85
Viebahn, C. F., per diem and exp., examiner	228 00
Interest on certificates of indebtedness	109,459 00
		\$110,303 12
<i>County Training School for Teachers—</i>		
Dunn county	\$1,605 79
Marathon county	1,741 56
		\$3,347 35
STATE UNIVERSITY.		
<i>Agricultural Experiment Station—</i>		
Binner Engraving Co., prtg.....	\$115 12
Harper, Blanche, services.....	206 24
Democrat Prtg. Co., printing report, etc.	2,247 43
Roiseland, W. J., prtg.....	3 00
Goff, F. Lee, services	9 00
Yewdale, J. H., & Son, Co., prtg.....	43 08
Northwestern Lithographing Co., printing and dairy maps.....	744 90
Hart, C. M., printing	1 10
Barnes, Crosby Co., illust.	3 12
Garvens, G. W.	6 75
		\$3,379 74
<i>Miscellaneous.</i>		
Democrat Printing Co., printing	\$717 66
Northwestern Lithographing Co., prtg.	254 49
University Fund income, appropriation agricultural institutes	12,000 00
University Fund income, appropriation Washburn Observatory	3,000 00
University Fund income, interest on Univ. certificates of indebtedness..	7,770 00
University Fund income, interest on Agric. College cert. of indebtedness	4,242 00
		\$27,984 15

"A"—General Fund Disbursements for 1901.

NORMAL SCHOOLS.		
<i>Teachers' Institutes—</i>		
Normal School Fund income, appropriation, Chap. 371, L. 1901	\$5,796 39
Normal School Fund income, interest on Normal certif. of indebtedness..	36,099 00
Normal School Fund income, balance appropriation, Chap. 202, L. 1899 ..	20,000 00
Madison post office, for Normal regents', postage	64 20
Democrat Printing Co., printing	87 82
		\$62,047 41
FREE HIGH SCHOOLS.		
Albany	\$481 40
Algoma	481 40
Alma	481 40
Antigo	481 40
Appleton, 2d district	481 40
Appleton, 3d district	481 40
Arcadia	481 40
Argyle	462 15
Ashland	481 40
Augusta	481 40
Amherst	361 05
Almond	108 30
Avoca	281 60
Bangor	481 40
Baraboo	481 40
Barron	481 40
Bayfield	481 40
Baldwin	433 25
Black Earth	481 40
Black River Falls	481 40
Brandon	481 40
Beaver Dam	481 40
Belleville	368 30
Belmont	476 60
Benton	335 05
Brillion	368 30
Beloit	481 40
Berlin	481 40
Birnamwood	476 60
Bloomer	433 30
Bloomington	481 40
Boscobel	481 40
Brodhead	481 40
Burlington	481 40
Cassville	481 40
Cambridge	445 30
Cashton	346 60
Cambria	416 90
Cadott	325 00
Clintonville	481 40

"A"—General Fund Disbursements for 1901.

Clinton	481 40	
Chippewa Falls	481 40	
Chilton	481 40	
Chetek	281 60	
Cedarburg	481 40	
Columbus	481 40	
Cobb	465 75	
Colby	481 40	
Cumberland	481 40	
Cuba City	390 00	
Darlington	481 40	
Deerfield	346 60	
De Forest	481 40	
Delavan	481 40	
De Pere	481 40	
Dodgeville	481 40	
Durand	481 40	
East Troy	481 40	
Eau Claire	481 40	
Edgerton	481 40	
Elkhorn	481 40	
Elroy	481 40	
Ellsworth	481 40	
Evansville	481 40	
Fairchild	481 40	
Fountain City	325 00	
Friendship	288 90	
Fennimore	481 40	
Florence	481 40	
Fond du Lac	481 40	
Ft. Atkinson	481 40	
Fox Lake	481 40	
Grantsburg	281 60	
Galesville	473 21	
Grand Rapids, East Side	481 40	
Grand Rapids, West Side	481 40	
Glenwood	481 40	
Green Bay, East Side	481 40	
Green Bay, West Side	481 40	
Greenwood	481 40	
Glenbeulah	303 30	
Hazel Green	325 00	
Hammond	481 40	
Hartford	481 40	
Hayward	481 40	
Highland	481 40	
Hillsboro	361 10	
Humbird	279 00	
Horicon	481 40	
Hudson	481 40	
Hurley	481 40	
Janesville	481 40	
Jefferson	481 40	
Juneau	481 40	
Iola	303 30	
Kiel	481 40	
Kaukauna	481 40	

 "A"—General Fund Disbursements for 1901.

Kenosha	481 40	
Kewaunee	481 40	
Lake Geneva	481 40	
Lake Mills	481 40	
Lancaster	481 40	
Linden	481 40	
Lodi	303 30	
Loyal	481 40	
Lone Rock	303 30	
Madison	260 05	
Marion	481 40	
Manawa	346 60	
Marinette	481 40	
Marshall	481 40	
Marshfield	600 00	
Mauston	481 40	
Mayville	481 40	
Mazomanie	481 40	
Merrilan	481 40	
Medford	418 90	
Menasha	481 40	
Merrill	481 40	
Milton Junction	481 40	
Milton	481 40	
Mt. Hope	344 20	
Middleton	390 00	
Mineral Point	361 10	
Mondovi	481 40	
Monroe	481 40	
Montello	481 40	
Montford	346 60	
Muscoda	481 40	
Necedah	381 30	
Neenah	481 40	
Neillsville	481 40	
New Lisbon	481 40	
New London	481 40	
New Richmond	481 40	
Oakfield	481 40	
Oakwood	385 20	
Oconomowoc	266 00	
Oconto	481 40	
Omro	481 40	
Onalaska	481 40	
Oregon	481 40	
Osceola	481 40	
Palmyra	481 40	
Pepin	481 40	
Peshtigo	325 00	
Potosi	433 30	
Pewaukee	433 30	
Phillips	481 40	
Plainfield	481 40	
Platteville	481 40	
Plymouth	481 40	
Portage	481 40	
Port Washington	481 40	

"A"—General Fund Disbursements for 1901.

Poynette	481 40
Prairie du Chien	481 40
Prairie du Sac	481 40
Prentice	481 40
Prescott	481 40
Randolph	481 40
Racine	481 40
Reedsburg	481 40
Rhinelander	481 40
Rice Lake	481 40
Richland Center	481 40
Ripon	481 40
River Falls	481 40
Reeseville	303 30
Rosendale	303 30
Sauk City	481 40
Seymour	481 40
Sharon	481 40
Stanley	433 30
Shawano	481 40
Sheboygan	481 40
Sheboygan Falls	481 40
Shell Lake	481 40
Sextonville	337 00
Soldiers Grove	260 00
Stockbridge	276 80
Shullsburg	481 40
Sparta	481 40
Spring Green	481 40
St. Croix Falls	435 65
Stevens Point	481 40
South Milwaukee	481 40
Stoughton	481 40
Sturgeon Bay	481 40
Sun Prairie	481 40
Tomah	481 40
Tomahawk	481 40
Two Rivers	481 40
Trempealeau	346 61
Thorp	346 61
Union Grove	481 40
Unity	260 00
Viroqua	481 40
Verona	337 00
Viola	238 30
Walworth	476 60
Waldo	292 50
Washburn	481 40
Waterloo	481 40
Watertown	481 40
Waukesha	481 40
Waupaca	481 40
Waupun	481 40
Wausau	481 40
Wauwatosa	481 40
Wittenberg	325 00
Wilton	288 90

"A"—General Fund Disbursements for 1901.

West Bend	481 40
West De Pere	481 40
Westfield	325 00
West Salem	481 40
Weyauwega	481 40
Whitewater	481 40
Winneconne	481 40
Wonewoc	481 40
		\$97,607 83
Manual Training in High Schools—		
Mayville High School	\$250 00
		\$250 00
Wisconsin Dairymen's Association—		
Treas. Wis. Dairymen's Ass'n, approp.	\$3,000 00
		\$3,000 00
Wisconsin Cranberry Growers' Ass'n—		
Treas. Wis. Cranberry Growers' Ass'n, approp.	\$250 00
		\$250 00
Wisconsin State Firemen's Association—		
Treas. Wis. State Firemen's Ass'n, approp., Chap. 279, L. 1901	\$375 00
		\$375 00
Eastern Wisconsin Firemen's Ass'n—		
Treas. Eastern Wis. State Firemen's Ass'n, approp., Chap. 242, L. 1901..	\$125 00
		\$125 00
Wisconsin Cheesemakers' Association—		
Treas. Wisconsin Cheesemakers' Ass'n, appropriation	\$400 00
Democrat Printing Co., printing report	299 37
		\$699 37
Wisconsin State Horticultural Society—		
Treas. Horticultural Socy, approp. Chap. 320, L. 1901	\$1,875 00
Democrat Printing Co., printing report	763 15
		\$2,638 15
Inspector of Apiaries—		
France, N. E., inspector, per diem and expenses	\$414 77
		\$414 77
Prevention of San Jose Scale, Chap. 180, L. 1899—		
Thro, W. C., per diem and expenses..	\$158 96
Tracy, Gibbs & Co.	9 94
Cantwell, M. J.	1 25
		\$170 15

"A"—General Fund Disbursements for 1901.

<i>Pan-American Exposition, Chap. 318, L. 1899—</i>		
Treas. State Board of Com. of Pan-American Exposition, bal. of approp.	\$22,000 00 \$22,000 00
<i>Bounty—</i>		
Bounty on wild animals	\$12,185 00 \$12,185 00
<i>State Board of Immigration—</i>		
Taylor, Geo. W., secretary, sal. and exp.	\$1,557 73
Hotschick, Geo. M., services	187 46
C. & N. W. Ry., freight	1 03
Democrat Printing Co., printing	8 71
		\$1,754 93
<i>Claims Against U. S. Government, Chap. 269, L. 1899—</i>		
Comstock, H. E., special agent, salary and expenses	\$2,868 64
Mullen, E. R., special agent, salary and expenses	1,206 62
Hicks, E. R., expenses	103 51
Castle, B. J., expenses	109 25
Davidson, J. O., expenses	117 90
Froehlich, W. H., expenses	220 48
		\$4,626 40
<i>Presidential Electors—</i>		
Nelsenius, J. D.,	\$77 10
Kieckhefer, W. H. J.	18 90
Schuette, J.	34 50
Weissert, A. G.	18 90
Yule, Geo. A.	25 90
Wilder, A. P.	2 50
Peterson, Atley	31 50
Severance, F. A.	63 50
Fenelon, C. M.	47 90
Ochsner, J.	45 60
Roethe, Hy E.	17 90
Barber, W. A.	34 50
		\$418 70
<i>Babcock Medal, Chap. 223, L. 1899—</i>		
Spink & Son, medal	\$300 00 \$300 00
<i>Tax on Legacies—</i>		
Treas. Grant county, erroneous payment of tax	\$564 74
Treas. Iowa county, erroneous payment of tax	988 76
Treas. Richland county, erroneous payment of tax	1 62
		\$1,555 12

"A"—General Fund Disbursements for 1901.

<i>Inter-State Park Commission—</i>		
Wheeler, W. G., services	\$199 76
Bank of St. Croix	179 87
Seery, I.	137 50
Baker, H. D.	163 50
Mutter, F.	10 00
Tayarts	250 00
Weinhart, I. P.	50 00
Blanding & Marion	510 00
Boughton & Chase	1,300 00
Anderson, Alice	100 00
Berger, Mary	50 00
Baker, T. S.	190 00
Sandberg, O.	135 00
Seery & Siebrock	50 00
Whiting, S. B.	460 00
Berger, J.	25 00
Spedon, S. M.	65 00
Tower, A.	300 00
McLean, I. E.	150 00
Cole, C. F.	18 00
Nielsen, P.	12 25
Treas. Polk Co., taxes	33 59
		\$4,389 47
<i>Miscellaneous—</i>		
State Historical Library Bldg. Fund, appropriation 1900-1901	\$150,000 00
Wing & Wattawa, annotations to Wis. Supreme Court Reports, Chapter 224, Laws of 1901.....	1,200 00
Town of Windsor, cutting noxious weeds	6 00
King, F. M., appropriation, Chap. 302, laws 1899	12 15
Hanton, J. M., appropriation, Chap. 303, laws 1901	420 00
Nelson, T. P., appropriation, Chap. 464, laws 1901	484 67
Whitman, P., appropriation, Chap. 291, laws 1901	79 00
Anderson, L., appropriation, Chap. 211, laws 1901	36 50
Jefferson Co., appropriation, Chap. 212, laws 1901	63 00
Chafin, E. W., appropriation, Chap. 427, laws 1901	80 00
Flambeau Lumber Co., erroneous pay- ments refunded	235 50
		\$152,616 82
<i>Publishing Bank Reports—</i>		
Newspaper publishing financial condi- tion of State Bank	\$308 45
		\$308 45

*"A"—General Fund Disbursements for 1901.**Advertising Lands—*

Bennett Bros.	\$11 75
Crandon Publishing Co.	11 75
Daniellson, P.	11 75
Evening Telegram Publishing Co.	23 50
Forbes, S. D., & Son	9 40
Graham, D. B.	11 75
Jones, J. E.	11 75
McGlachlin, E.	9 40
Munson, O. G.	9 40
Miller, G. L., & Son	11 75
Mears, C. E.	9 40
Peet, E. L., Publishing Co.	9 40
Publishing Co., Green Bay	9 40
Pierce, S. W.	9 40
Roberts, C. W.	9 40
State Journal Printing Co.	1 80
Trumball, W. H.	9 40
Waggoner, J. H.	11 75
		\$192 15

*Making Statement of Sales of Real Estate—**Paid to Registers of Deeds:*

Adams county	\$7 50
Ashland county	20 00
Barron county	20 00
Bayfield county	12 80
Brown county	16 32
Buffalo county	17 12
Burnett county	12 00
Calumet county	6 40
Chippewa county	72 80
Clark county	52 00
Columbia county	14 90
Crawford county	30 00
Dane county	20 80
Dodge county	12 00
Door county	8 72
Douglas county	200 00
Dunn county	12 40
Eau Claire county	20 40
Florence county	4 80
Fond du Lac county	42 24
Forest county	19 52
Grant county	15 20
Green county	13 60
Green Lake county	6 00
Iowa county	16 16
Iron county	12 00
Jackson county	17 44
Jefferson county	18 43
Juneau county	25 36
Kenosha county	4 00
Kewaunee county	12 85
La Crosse county	16 64

"A"—General Fund Disbursements for 1901.

<i>Making Statement of Sales of Real Estates—Continued.</i>		
Paid to Registers of Deeds:		
Lafayette county	12 40
Langlade county	56 00
Lincoln county	52 00
Manitowoc county	15 20
Marathon county	32 00
Marinette county	45 44
Marquette county	3 20
Milwaukee county	32 40
Monroe county	32 77
Oconto county	41 60
Oneida county	34 80
Outagamie county	24 00
Ozaukee county	4 00
Pepin county	5 60
Pierce county	23 76
Polk county	10 80
Portage county	13 60
Price county	33 00
Racine county	10 00
Richland county	7 05
Rock county	23 04
St. Croix county	24 80
Sauk county	38 32
Sawyer county	32 80
Shawano county	57 20
Sheboygan county	17 56
Taylor county	40 16
Trempealeau county	8 64
Vernon county	15 52
Vilas county	3 60
Walworth county	4 56
Washburn county	38 40
Washington county	4 00
Waukesha county	4 64
Waupaca county	27 20
Waushara county	15 00
Winnebago county	14 00
Wood county	24 00
		\$1,663 46
<i>County Agricultural Societies—</i>		
Adams County Agricultural Society ..	\$550 36
Arcadia Agricultural & Driving Soc.	1,200 00
Ashland County Agricultural Society.	478 40
Bayfield County Fair Association ...	331 00
Barron County Agricultural Society ..	598 09
Blakes Prairie Agricultural Society..	550 50
Berlin Indust. & Agricultural Society	462 10
Boscobel Agric. & Driving Park Ass'n	722 78
Brown County Hortic. & Agric. Society	925 10
Buffalo County Agricultural Society..	980 00
Burnett County Agricultural Society	200 00
Crawford County Agricultural Society	203 42

"A"—General Fund Disbursements for 1901.

<i>County Agricultural Societies—Cont.</i>		
Clark County Agricultural Society ...	1,102 00
Central Agric. & Driving Park Ass'n	851 17
Columbia County Agricultural Society	1,200 00
Cumberland Agricultural & Driving Park Association	956 80
Dane County Agricultural Society	1,190 13
Dodge County Fair Ass'n & Agric. Soc.	1,200 00
Douglas County Agricultural Society	1,200 00
Dunn County Agricultural Society ...	854 38
Eau Claire County Agricultural Soc.	1,200 00
Elroy Fair Association	711 20
Evansville, Rock County, Driving Park Association	505 60
Eastern Monroe County Driving Park Association	740 00
Grant County Agricultural Society ...	771 20
Green County Agricultural Society ...	1,154 20
Hillsboro Agric. & Driving Park Ass'n	842 38
Iowa County Agricultural Society	1,003 40
Jackson County Agricultural Society..	1,101 32
Jefferson County & Rock River Valley Agricultural Society	1,116 60
Juneau County Agricultural Society..	724 34
Kewaunee County Agricultural Society	200 00
Kickapoo Valley Agricultural Society	952 96
La Crosse County Agricultural Society	970 60
Lafayette County Agricultural Society	1,195 01
Langlade County Agricultural Society	706 77
Lincoln County Agricultural Society	802 70
Lodi Union Agricultural Society	551 40
Manitowoc County Industrial Ass'n ..	1,059 80
Marathon County Agricultural Society	1,150 16
Marquette County Agricultural Society	563 12
Merrillan Agric. & Driving Park Ass'n	520 09
New London Agric. & Indust. Ass'n	711 80
New Richmond Park Association & Agricultural Society	531 50
Oconto County Fair Association	292 28
Oneida County Agricultural Society ..	1,127 10
Oneida Reservation Agricultural Soc.	142 94
Outagamie County Agricultural Soc..	485 40
Ozaukee County Agricultural Society.	701 46
Pepin County Agricultural Society ..	528 90
Pierce County Fair Association	509 90
Polk County Agricultural Society ...	876 80
Portage County Agricultural Society..	382 00
Price County Agricultural Society ...	200 00
Richland County Agricultural Society	863 60
Stevent Point Fair Association	569 50
Sauk County Agricultural Society ...	691 46
Seymour Fair & Driving Park Ass'n	340 85
Shawano County Agricultural Society	173 74
Sheboygan County Agricultural Soc...	660 83
Sparta Driving & Agricultural Ass'n..	1,016 60

"A"—General Fund Disbursements for 1901.

<i>County Agricultural Societies—Cont.</i>		
Southwestern Wisconsin Fair & Agricultural Society	1,200 00
Taylor County Mech. & Agric. Society	519 20
Trempealeau County Agricultural Soc.	1,063 60
Trempealeau County Ind. Agricultural & Driving Park Association	1,200 00
Vernon County Agricultural Society.. ..	1,097 46
Walworth County Agricultural Society	1,200 00
Washington County Agricultural Soc.	825 95
Waukesha County Agricultural Soc.. ..	1,200 00
Waupaca County Agricultural Society	714 30
Waushara County Agricultural Society	627 60
Winnebago County Agricultural & Horticultural Society	1,094 80
		\$55,854 65
<i>Northern Wisconsin State Fair—</i>		
Appropriation	\$2,500 00
10 per cent. of premiums paid.....	306 60
		\$2,806 60
<i>State Board of Agriculture—</i>		
Appropriation, chap. 355, L. 1901....	\$25,000 00
Democrat Printing Co.....	429 11
Madison Post Office, postage and box rent	625 50
American Express Co., expressage....	101 77
United States Express Co., expressage	71 60
Dane Co. Telephone Co.....	6 50
Western Union Telegraph Co.....	22 56
True, E. C., sec., expenses.....	3 23
C. & N. W. Ry. Co., freight.....	9 88
Gerling, H. C., drayage.....	75
		\$26,270 90
LEGISLATIVE.		
<i>Senators—Regular Session, 1901—</i>		
Stebbins, De Wayne	\$552 40
Hagemeister, Henry	538 80
Reynolds, J. F.	528 60
Green, H. J.	516 40
Anson, F. A.	516 40
Devos, W. H.	516 40
Eaton, B. A.	517 80
Roehr, J. E.	516 40
Fearne, Thos.	514 80
Mosher, O. W.	552 00
Mills, E. G.	568 00
O'Neil, W.	584 40
Jacobs, M. A.	515 60
Willy, T. A.	536 40
Knudson, N. A.	531 80
Burns, E. E.	518 00
Martin, H. C.	521 20

"A"—General Fund Disbursements for 1901.

Senators—Regular Session, 1901—Cont.

Morse, E. D.	525 20
Weed, H. I.	521 80
Woff, G. W.	533 60
Hatton, W. H.	527 60
Whitehead, J. M.	507 60
Harris, J. H.	515 40
McDonough, F.	536 60
Kreutzer, A. L.	553 80
Miller, G. P.	500 20
Bissell, W. G.	503 80
Munson, O. G.	530 00
Stout, J. H.	541 80
Riordan, D. E.	561 40
McGillivray, J. G.	525 40
Gaveny, J. C.	536 40
Jones, A. M.	512 40
		\$17,478 40

Members of Assembly, Regular Session, 1901.

Ainsworth, R.	\$512 40
Anderson, H.	547 00
Andrew, W. W.	568 00
Babb, J. H.	514 00
Barker, C.	517 00
Barlow, J. M.	516 00
Benson, L.	506 00
Brunson, D. S.	516 00
Burdeau, W. E.	541 80
Cady, F. A.	556 40
Clark, E. F.	530 40
Cleophas, H.	511 00
Coapman, L. N.	509 60
Collins, W. F.	552 60
Cook, A.	562 00
Dahl, A. H.	527 00
Dodge, A. C.	516 00
Dow, E. E.	511 40
Duerwaechter, P. G.	524 00
Eager, A.	505 00
Ela, G.	518 80
Eline, F. M.	517 00
Erickson, Ole	571 00
Esau, F.	517 00
Evans, D.	540 00
Evans, E. W.	508 00
Fenelon, J.	535 00
Fesenfeld, H.	504 40
Flanerty, M. J.	546 60
Frost, F. J.	519 00
Gagnon, J.	533 40
Galaway, M. O.	532 00
Gawin, A. M.	517 00
Gilman, C. W.	539 00
Haggerty, J. A.	524 20

“A”—General Fund Disbursements for 1901.

*Members of Assembly, Regular Session,
1091—Continued.*

Hall, A. R.	542 00
Hanson, A. C.	526 40
Hartung, F.	517 00
Henry, J. A.	514 20
Hodgins, D.	540 00
Holland, B.	511 20
Jensen, A.	545 00
Johnson, F.	508 00
Johnson, Hy	555 00
Johnston, J.	518 00
Jones, E. R.	522 00
Karel, J. C.	517 00
Katz, R.	531 50
Keene, F. B.	516 80
Kern, G. J.	509 00
Krumrey, Hy	532 00
Lane, N. E.	570 00
Lenroot, I. L.	568 00
McCabe, M. A.	516 60
McComb, I. N.	540 00
McCormick, W. L.	558 00
McGill, L. E.	569 60
McMillan, G.	504 40
Manuel, H. E.	535 00
Meloney, J.	543 00
Middleton, W. J.	540 00
Miller, E. A.	530 00
Miller, H.	562 00
Miner, L. A.	518 60
Moldenhauer, H. R.	508 80
Orton, P. A.	522 00
Overbeck, H.	554 60
Owen, J. W.	522 00
Norton, J. E.	520 00
Park, H. J.	546 60
Pomrening, H.	517 00
Price, F. M.	552 50
Rankl, G.	517 00
Rasmussen, K. E.	552 00
Ray, G. H.	526 00
Roe, O. K.	503 20
Rogers, W.	543 60
Root, W. L.	540 00
Rossman, G. P.	581 80
Sarau, C.	535 00
Schellenberg, H.	523 00
Silkworth, C. A.	533 00
Slade, S. D.	530 00
Smalley, S. E.	519 00
Smith, A. E.	517 00
Soltwedel, H. J.	517 00
Spratt, G.	534 00
Steiger, E. H.	548 00
Stevens, E. R.	500 00

"A"—General Fund Disbursements for 1901.

<i>Members of Assembly, Regular Session,</i>		
1901—Continued.		
Sturdevant, L. M.	530 00
Swenholt, J.	551 00
Theissenhausen, R. F.	516 80
Thomas, J. W.	543 00
Valentine, C. L.	508 00
Whitson, E. W.	542 60
Williams, E. A.	537 00
Williams, J. C.	513 40
Willott, J.	532 60
Young, J. H.	539 00
Zinn, A.	517 00
Ray, G. H. speaker	500 00
		\$53,520 60
SENATE EMPLOYEES.		
<i>Chief Clerks' Department—</i>		
Houser, W. L., opening session	\$50 00
Houser, W. L., chief clerk, salary ...	800 00
Andrews, F. E., journal clerk	635 00
Rood, A., bookkeeper	635 00
Dunn, I. S., proofreader	508 00
Peterson, F., engrossing clerk	508 00
Sampson, D. G., assistant engrossing clerk	339 50
Cargill, A. B., enrolling clerk	488 00
Trudell, Ed., enrolling clerk	20 00
Tucker, G. A., assistant enrolling clerk	35 00
Corbett, J. D., assistant enrolling clerk	304 50
Eaton, F., index clerk	650 00
Ditmar, Ed., assistant index clerk ...	400 00
Gotto, J., custodian engrossing room..	52 00
Straw, B. H., custodian engrossing room	321 00
Nelson, C. E., custodian engrossing room	28 00
Tscharner, B., custodian engrossing room	87 00
Owen, custodian engrossing room	20 00
Mitchell, Thos., custodian enrolling room	52 00
Trudell, Ed., custodian enrolling room	20 00
Wrabitz, V., custodian enrolling room	20 00
Benson, A., custodian enrolling room	321 00
Nelson, C. E., custodian enrolling room	67 00
Griebling, E., custodian enrolling room	28 00
Yule, E. B., stenographer	120 00
Tucker, G. A., stenographer	348 00
Gill, J. D., stenographer	508 00
Davis, R. M., stenographer	448 00
Wilcox, N. J., stenographer	448 00
Elwell, P. S., clerk judiciary committee	508 00
Wilson, H., clerk committee on state affairs	508 00

"A"—General Fund Disbursements for 1901.

Chief Clerk's Department—Continued.

McDonald, G. I., clerk committee on claims	488 00
Kreutzer, O., clerk committee on bills on third reading	70 00
Melli, J., clerk committee on bills on third reading	379 50
Kies, W. J., clerk committee on engrossed bills	35 00
Mitchell, T., clerk committee on engrossed and enrolled bills	339 50
Kreutzer, O., clerk committee on enrolled bills	304 50
Fisher, A. M., committee clerk and attendant	333 00
Dorwin, W. V., committee clerk and attendant	333 00
Peake, E. D., comparing clerk	291 00
Barnes, M. S., comparing clerk	291 00
Goss, Ida M., comparing clerk	291 00
Silbaugh, A., comparing clerk	291 00
Lamphere, H., telephone attendant ..	222 00
		\$12,945 50

Copyists:

Runicorn, L.	\$272 50
Benson, A.	30 00
Titus, R.	25 00
Goss, I. M.	91 00
Loomis, A. M.	337 60
Barnes, M.	90 00
Karl, H.	380 00
Rosch, G. V.	286 00
Fisher, A. M.	48 00
Griebfling, E.	328 00
Kepler, B. M.	302 50
Smith, G.	161 00
Kunz, H. P.	251 00
Straw, B. H.	45 00
White, J. W. G.	80 00
Tscharner, G. A.	60 00
Dewerth, D.	248 00
Jones, D. J.	357 60
Nelson, C. E.	50 00
Lawson, M.	272 90
Stoner, J. W.	25 00
Powell, M.	265 40
Rose, Mrs.	207 50
Yule, E. B.	249 00
Flink, J.	30 00
Corlett, J. D.	35 00
Milbrath, D. G.	60 00
Scheughenssy, H.	45 00
Holm, W.	110 00
Kelly, H.	77 00
Wrabitz, V.	89 50

"A"—General Fund Disbursements for 1901.

Chief Clerk's Department—Continued.

Copyists:

Kildorr, H. B.	287 00
Schermer, O. E.	110 00
Kreutzer, O.	59 50
Kies, W. J.	253 00
Lynch, M.	102 50
Trudell, E.	67 00
Appleby, F.	190 50
Sober, H. K.	192 00
Stoner, J. W.	5 00
Underwood, M.	252 00
Kaufman, C.	229 00
Foote, N.	229 80
Warner, R. W.	60 00
Welke, F.	256 50
Ramsey, D.	191 00
Rohrback, L.	233 00
Gates, C.	229 50
Smith, G.	150 00
Riordan, A.	302 50
Owen, A. H.	100 00
Goodwin, C.	162 00
		\$8,571 30

Sergeant-at-Arms' Department—

Pettibone, C. A., sergeant-at-arms	\$635 00
Moon, O. B., assistant sergeant-at-arms	508 00
Paulus, C., postmaster	508 00
Rood, H. W., assistant postmaster ...	444 50
Hanks, E. A., document clerk	508 00
Lathrop, S. L., document room attend- ant	508 00
Pettibone, S. A., doorkeeper	240 00
Massant, F. F., doorkeeper	60 00
Osen, O., doorkeeper	30 00
Knudson, A., doorkeeper	81 00
Corlett, J. D., doorkeeper	21 00
Ellestaat, J., doorkeeper	9 00
Lowerre, R., doorkeeper	381 00
Lubenow, R., doorkeeper	381 00
Grootemaat, A. L., doorkeeper	27 00
Hanson, F., doorkeeper	240 00
Levise, L. H., doorkeeper	54 00
Thomas, W., gallery attendant	381 00
Jeske, H., general attendant	200 00
Levise, L. H., general attendant	200 00
Hanson, T., general attendant	40 00
Kelly, H., general attendant	148 00
Massant, F. F., general attendant ...	428 00
Woodworth, D., janitor	381 00
Ditschler, J., custodian	381 00
Abel, W., night watchman	351 00
Ellestadt, J., night watchman	30 00
Holt, J. F., laborer	256 00
Gillett, laborer	18 00

"A"—General Fund Disbursements for 1901.

<i>Sergeant-at-Arms' Department—Cont.</i>		
Kunz, H., laborer	20 00
Gouto, J., laborer	87 00
Grootemaat, A. L., messenger	8 00
Follett, D., messenger	254 00
Taylor, J., messenger	214 00
Trainor, J. F., messenger	120 00
May, H. E., messenger	254 00
Moon, C., messenger	54 00
Mills, E. C., messenger	246 00
Reuther, E. J., messenger	254 00
Ellestadt, J., messenger	3 00
Knudson, A., messenger	40 00
Gillett, messenger	27 00
Erickson, C., messenger	134 00
George, J., messenger	40 00
Kelly, H., messenger	160 00
Kunz, H., messenger	40 00
Gotto, J., messenger	174 00
		\$9,578 50
Senate clerk hire		\$31,095 30
ASSEMBLY EMPLOYEES.		
<i>Chief Clerk's Department—</i>		
Nowell, W. A., opening session	\$50 00
Nowel, W. A., chief clerk, salary	800 00
Coon, F. W., assistant chief clerk, salary	762 00
Nelson, F., journal clerk	635 00
McNeil, E. H., journal clerk	635 00
Foster, J. B., bookkeeper	635 00
Shaffer, C. E., bookkeeper	635 00
McGraw, H. H., stationery clerk	508 00
Waggoner, J. H., proofreader	508 00
Hartwell, F. H., index clerk	645 00
Oscar, B. S., assistant index clerk	378 00
Carter, C. H., engrossing clerk	508 00
Currier, C., assistant engrossing clerk	339 50
Smith, J. K., enrolling clerk	508 00
Ekstrom, J., assistant enrolling clerk	339 50
Kloepfel, L., stenographer	493 00
Sturdevant, A., stenographer	493 00
Frazier, R., stenographer	448 00
Daggett, R. W., stenographer	100 00
Voigt, C., stenographer	348 00
Forbes, H., custodian engrossing room	381 00
Nelson, A., custodian enrolling room	381 00
Toner, Thos., general committee clerk	336 00
Hayes, Thos., general committee clerk	336 00
Cady, E., telephone attendant	10 00
Hoyer, T., telephone attendant	214 00
Chadwick, M., comparing clerk	291 00
Heydlauff, E., comparing clerk	291 00
Christie, A., comparing clerk	291 00

"A"—General Fund Disbursements for 1901.

<i>Chief Clerk's Department—Continued.</i>		
Proctor, N. L., comparing clerk	291 00
Bowers, E. N., clerk committee on state affairs	508 00
DeGarmo, J., clerk committee on engrossed bills	339 50
Jensen, J. A., clerk committee on enrolled bills	339 50
McKesson, J., clerk on judiciary committee	508 00
Waring, E. D., clerk committee on bills on third reading	339 50
		\$14,624 50
<i>Copyists:</i>		
Abrams, E. A.	\$172 00
Allen, K. E.	270 20
Bridgman, E. R.	142 90
Brignelet, C.,	283 90
Canar, Ed.	166 10
Collard, V. D.	178 70
Corbett, M.	212 20
Currie, C.	60 00
Chadwick, M. E.	15 00
Day, E. B.	234 40
Ekstrom, J.	33 00
Eul, M.	238 80
Gilfillan, R. H.	129 10
Gillett, A. D. S.	142 20
Heydlauff, E.	48 80
Hammelbach, L. J.	20 00
Howard, G.	185 50
Huson, M.	184 40
Jones, C.	203 30
Kipp, C.	82 00
Luebkehan, M.	348 55
Middleton, G.	211 50
Maxy, J.	151 00
McRae, C.	145 10
Oscar, B. S.	37 50
Overby, T. S.	275 70
Older, J.	110 00
Reynolds, G. E.	95 80
Roderwald, Wm.	137 20
Rudersdorff, J.	174 00
Sturdevant, G.	399 15
Swetay, A. G.	110 00
Toner, Thos.	30 00
Thackeray, J. W.	196 40
		\$5,424 40
<i>Sergeant-at-Arms' Department—</i>		
Anderson, A. M., sergeant-at-arms ...	\$635 00
Baldock, J. W., assistant sergeant-at-arms	508 00
Tousley, E. B., postmaster	508 00

"A"—General Fund Disbursements for 1901.

<i>Sergeant-at-Arms' Department—Cont.</i>		
Kallman, J. A., assistant postmaster ..	444 50
Mower, H. T., day attendant	508 00
Voeitner, T. flagman	381 00
Cronk, V., doorkeeper	381 00
Weisser, C., doorkeeper	378 00
Nuegent, J. B., doorkeeper	381 00
Williams, L., doorkeeper	381 00
Smith, E. H., doorkeeper	3 00
Howland, J., general attendant	508 00
Steinert, P., general attendant	204 00
Koch, H., general attendant	36 00
Skallerud, R., general attendant	268 00
Foster, J. H., document room clerk ..	508 00
Osborn, J. J., document room attendant	508 00
Coulter, G., porter	381 00
Johnson, J. T., cloak room attendant..	508 00
Jones, J. R., cloak room attendant....	508 00
Fisher, J. K., night watch	357 00
Daggett, R. W., night watch	3 00
Mower, H. T., night watch	3 00
Goldwin, R., night watch	3 00
Skallerud, R., night watch	15 00
Smith, E. H., committee room attend- ant	6 00
Herman, A., committee room attendant	378 00
Drews, R., committee room attendant	162 00
Skallerud, R., committee room attend- ant	18 00
Koch, H., committee room attendant..	198 00
Johnson, J., page	251 00
Fush, W., page	252 00
Dodge, G. C., page	250 00
Frost, H. J., page	254 00
Jensen, G., page	254 00
Krause, G., page	254 00
Martinson, G., page	240 00
Dunham, A., page	253 00
Puls, C., page	252 00
Fufking, W., page	252 00
Hoyer, T., page	54 00
Ford, H., page	254 00
Goldwin, R., page	14 00
Cady, E., page	214 00
		\$12,128 50
Total Assembly clerk hire		\$32,177 40
<i>Legislative Chaplains—</i>		
Butler, J. D.	\$57 50
Winter, W. A.	50 00
Updike, E. G.	45 00
Bigler, B. B.	37 50
Knox, P. B.	35 00
Eggen, T.	37 50
Colestock, H.	37 50

"A"—General Fund Disbursements for 1901.

<i>Legislative Chaplains—Continued.</i>		
Diedrich, J.	30 00
Breslich, A.	30 00
Stalker, A.	30 00
Gilmore, A.	37 50
Schuette, E.	35 00
Miner, H. A.	35 00
Boton, H. W.	35 00
		\$532 50
<i>Legislative Visiting Committee—</i>		
McGillivray, J. J.	\$157 37
Orton, P. A.	125 00
Johnston, J.	160 00
		\$442 37
<i>Contesting Seat in Assembly—</i>		
Cook, A. C., expenses defending seat (Chap. 248, Laws 1901)	\$1,100 00
Vandercook, G. E., expenses contesting seat Chap. 247, Laws 1901)	1,300 00
		\$2,400 00
<i>Printing—</i>		
Democrat Prtg. Co., prtg. A. & S. Titles	\$205 54
Democrat Prtg. Co., prtg. Jt. Resolu- tions and Memorials	49 92
Democrat Prtg. Co., prtg. assembly bills.	1,380 63
Democrat Prtg. Co., prtg. senate bills	912 81
Democrat Prtg. Co., prtg. assembly and senate bills	474 50
Democrat Prtg. Co., prtg. senate sub- stitute bills	239 49
Democrat Prtg. Co., prtg. assembly substitute bills	294 76
Democrat Prtg. Co., prtg. senate and assembly calendars	399 84
Democrat Prtg. Co., prtg. senate jour- nal slips and proofs.....	579 96
Democrat Prtg. Co., prtg. assembly journal slips and proofs.....	676 58
Democrat Prtg. Co., prtg. miscellane- ous	265 65
Democrat Prtg. Co., prtg. 133 vols. laws of cities for legislature.....	266 00
Meggett, A. A., indexing session laws	300 00
		\$6,045 68
<i>State Journal Printing Co.—</i>		
Printing session laws	\$2,061 60
Printing ist of legislative employes..	33 60
		\$2,095 20

"A"—General Fund Disbursements for 1901.

<i>Miscellaneous—</i>		
Wycoff, Seamans & Benedict, rent for typewriter	\$14 00
Wisconsin Telephone Co., senate, rental	7 00
Dane County Telephone Co., senate and assembly, rental	24 00
		\$45 00
<i>Legislative Apportionment—</i>		
Rawson & Paunack, blue prints.....	\$17 82
Nothwestern Lithographing Co., maps	85 60
		\$103 42
<i>Blue Book—</i>		
Democrat Prtg. Co., printing	\$23 92
Waterman, C. E., photo	2 00
Nye, J. L., printing	2 50
Odell, R., compilation	1,000 00
Curtiss, F. W., photos	39 32
Northwestern Lithographing Co., half tones, illustrations, etc.	2,734 66
Bish, A. A.	12 00
		\$3,814 40
Total legislative expenditures.....		\$149,750 27
<i>Publishing Laws of Local Interest—</i>		
New Lisbon Times	\$1 80
Evening Telegram Co.	1 80
Gazette Prtg. Co.	6 00
Chapple, J. M., & Co.	3 60
Price, B. J.	5 65
Sanderson & Machia	1 80
Johnson, C. N.	2 40
Superior Leader	3 60
Hutchinson, C. M.	4 80
Howe, E. L.	7 20
Gorham, D. B.	4 80
Shaw Pub. Co.	21 60
Russell & Miner	3 60
Eagle Prtg. Co.	3 00
Ellsworth, C. H.	1 80
Williams, J. H.	1 20
Bucks, C. H.	1 20
Voshardt, F. H.	1 80
Auter & Magee	1 80
Munson, O. G.	1 20
Hanford, I. L.	1 80
Crothers & Tift	2 40
Comstock & McCall	4 20
Haber, P. H., Prtg. Co.	1 20
Hoffstad, W., & Co.	4 80
Maloney, D. W.	2 40
Messer Bros.	2 40
New, W. J.	2 40
Peet, E. L.	3 60

"A"—General Fund Disbursements for 1901.

Publishing Local Laws—Continued.

Rhinelandert Prtg. Co.	3 60
Richards, C.	1 80
State Journal Prtg. Co.	9 60
Sentinel Co.	12 00
Williams & White	4 20
McCormick, A. W.	6 60
Andrews, F. E.	5 40
Beach, J. B.	3 00
Blieferricht, H. D.	18 00
Eldridge & Barton	4 80
Johnson, C. N.	3 00
Gipple, B. A.	1 80
Dodge, A. L.	2 40
Frazer, C. W.	1 20
McKee, C. E.	3 00
McCormick, C. W.	6 00
McGlachlin, E.	6 00
McCormick, A. W.	3 60
Van Meter, C. H.	1 80
Jones, J. E.	4 20
Richards, D. H.	3 00
Democrat Prtg. Co.	25 80
Long, F.	1 20

\$237 85

Publishing Laws of General Interest.

Andrews, N., Badger	\$100 00
Ager, Wm., Reform	100 00
Axtell, J. M., Pepin Star	100 00
Allen & Weidner, Wis. Telegraph....	100 00
Auer, J. J., Der Herold.....	100 00
Alkstrom & Myrland, Burnett Co. Sen- tinel ..	100 00
Anderson, R. B., Amerika	100 00
Allen, W. W., Merrill Star.....	100 00
Andrews, F. E., Bloomer Advocate....	100 00
Ashbaugh, H. C., Free Press.....	100 00
Atkinson, W. K., Eau Claire Weekly..	100 00
Argus Co., Marinette Argus.....	100 00
Adams, S. K., Birnamwood News.....	100 00
Atherton, E. E., Albany Vindicator...	100 00
Antes & Magee, Evansville Review...	100 00
Axtell, R. A., Maiden Rock News....	100 00
Augustine, C. J., Glenwood Tribune..	100 00
Barnett, Thos., Peshtigo Times	100 00
Babcock, J. W., Tri. Co. Review.....	100 00
Blackstone, J. W., Southwestern Local	100 00
Briggs, E. H., Viroqua Republican...	100 00
Bolger, P. H., Democrat & Dairyman..	100 00
Boycott, W. J., Boycott News Budget..	100 00
Booth, C. H., Monroe Sentinel.....	100 00
Barry, W. G., Richland Democrat....	100 00
Blied, F. C., & Co., Wis. Botschafter..	100 00
Bends, A. L., Wis. Svenska Tribune..	100 00
Bennett, W. H. & B. J., Mineral Point Tribune	100 00

"A"—General Fund Disbursements for 1901.

<i>Publishing General Laws—Continued.</i>		
Bonn, Hy, Racine Correspondent.....	100 00
Bohan, M. G., Ozaukee Co. Advertiser.....	100 00
Bissell, C. H., Montello Express.....	100 00
Bolens, H. W., Port Washington Star.....	100 00
Beloit Deutsche Zeitung	100 00
Bone, C. F., Rice Lake Times.....	100 00
Banner Pub. Co., Rock Co. Banner....	100 00
Bucks, C. H., Jackson Co. Journal....	100 00
Barager, J. A., Sentinel & Republican..	100 00
Baily & Baily, Richland Rustic.....	100 00
Blieferticht, H. D., Leader.....	100 00
Bunson Bros., Galesville Independent	100 00
Badour, P. A., Oconto Co. Enterprise..	100 00
Bridgeman, W. H., Stanley Republican	100 00
Berger, V. L., Die Wahrheit.....	100 00
Berger, V. L., Vorwaerts.....	100 00
Bothgate, J. W., Columbia County Re- porter	100 00
Beach, J. B., Times-Banner	100 00
Berner Bros., Columbus Democrat....	100 00
Briggs Bros., Tomah Herald	100 00
Bloodgood, F. R., Whitewater Gazette	100 00
Brousay, S. E., Wonevoc Reporter....	100 00
Briggs, O. G., Cashton Record.....	100 00
Bell, F. H., Calumet	100 00
Baensch & Gennrich, Manitowoc Post.	100 00
Bold, L. C., Shawano Co. Wochenblatt	100 00
Bowers, E. A., Rice Lake Chronotype.	100 00
Barnum, W. M., Clintonville Sun....	100 00
Bold, L. C., Shawano Co. Advocate Dis- patch	100 00
Blumenfeldt, D., & Son, Weltbuerger..	100 00
Brady, F. H., Clintonville Tribune....	100 00
Banner Prtg. Co., Jefferson Banner...	100 00
Banner Prtg. Co., Jefferson Co. Waech- ter	100 00
Brown, S. W., Wilton Herald.....	100 00
Bell, C. G., Bayfield Co. Press.....	100 00
Chippewa Valley Pub. Co., Chippewa Times	100 00
Comstock & McCall, Oconto Co. Re- porter	100 00
Cole, C. F., St. Croix Valley.....	100 00
Crothers & Tift, Republican & Press..	100 00
Columbia Pub. Co., Columbia.....	100 00
Crawford Bros., Iowa Co. Democrat...	100 00
Calkins, E. M., Weekly Argus.....	100 00
Cooper, G. T., Badger State Banner..	100 00
Chandler & Dunn, Inland Ocean.....	100 00
Cole, H. E., & Dorsett, A. D., Baraboo News	100 00
Cheever, R. W., Clinton Herald.....	100 00
Clason, J. A., Neosha Standard.....	100 00
Clifford Bros., Independent	100 00
Chase & Chase, North Milwaukee News	100 00

 "A"—General Fund Disbursements for 1901.

Publishing General Laws—Continued.

Cline, G. D., True Republican.....	100 00
Christie, A. C., Superior Times.....	100 00
Curtis, A. F., Merrill News.....	100 00
Carpenter, W. E., Waupaca Record...	100 00
Carpenter, M. S., Green Lake Co. Re- porter	100 00
Chapple, J. M., & Co., Ashland Weekly Press	100 00
Coe, W. A., Republican	100 00
Colburn, F. H., Shiocton News.....	100 00
Chandler, C., Blanchardville Blade...	100 00
Carr & Hand, Nebagamain Enterprise	100 00
Cummings, F. A., Randolph Advance..	100 00
Coon, F. W., Wis. Tobacco Reporter..	100 00
Collipp, P. G., Adams Co. Reporter..	100 00
Chambers, J. W., Belmont Bee.....	100 00
Citizen Pub. Co., Superior Citizen....	100 00
Craig & Robbins, Bloomington Record	100 00
Cameron, W. G., Leader	100 00
Carney Bros., Waukesha Co. Democrat	100 00
Chase, A. C., Colfax Messenger.....	100 00
Camp, D. L., Mukwonago Chief.....	100 00
Colby, A. P., Union Grove Enterprise	100 00
Citizen Co., Catholic Citizen	100 00
Clarke & Taylor, Augusta Times.....	100 00
Chapman, L. W., Plainfield Sun	100 00
Charlton & Hanford, Brodhead Inde- pendent	100 00
Carr, C. F., New London Press.....	100 00
Citizens Pub. Co., Manitowoc Citizen..	100 00
Crowe, R. R., Local	100 00
Coe, E. D., Register	100 00
Crosse, C. S., Stoughton Hub.....	100 00
Desmond, H. J., North Western Chron- icte	100 00
Dumond, W. Z., Brooklyn News.....	100 00
Dunn, H. H., Yellow River Pilot.....	100 00
Davis, A. P., Menomonie Times.....	100 00
Davis, J. V. M., Pardeeville News....	100 00
Dawley, W. H., Weekly News Item....	100 00
Deuster, P. V. Co., Banner & Volks- freund	100 00
Deuster, P. V. Co., Seebote.....	100 00
Dodge, A. L., Wausau Record.....	100 00
Doverly, Thos., Barron Co. Shield.....	100 00
Duket, J. S., Chequamegon Critic....	100 00
Dunn, F. K., & Son, Elroy Tritune...	100 00
Democrat Pub. Co., Marshfield Demo- krat	100 00
Decker, J. R., Columbus Reporter	100 00
Dixon, C. F., Genoa Junction Times ..	100 00
Danielson, P., Taylor County Star and News	100 00
Daily News Co., Commercial	100 00
Dahlen, J. N., Mt. Horeb Times	100 00

"A"—General Fund Disbursements for 1901.

<i>Publishing General Laws—Continued.</i>		
Devor, Wm. R., Burlington Free Press	100 00
Dixon & Steele, Brodhead Register ..	100 00
Dugdale, R. I., Grant Co. News,	100 00
Doolittle, E. S., Pierce Co. Herald	100 00
Democrat Printing Co., Vilas Co. News	100 00
Davis, L. E., Berlin Courant	100 00
Democrat Printing Co., National Dem- okrat	100 00
Denel, G. W., Boyd Times-Herald ...	100 00
Drumb & Sutor, Grand Rapids Tribune	100 00
Dumphy, W. R., Sun Prairie Country man	100 00
Dunn, I. S., Warrens Index	100 00
Davis W. K., Journal	100 00
Eagle Printing Co., Oakfield Eagle ...	100 00
Evening Telegram Co., Saturday Tele- gram	100 00
Ellarson & Barry, Waushara Argus ..	100 00
Ellsworth, C. H., Ripon Commonwealth	100 00
Elwood, G. C., Chetek Alert	100 00
Ely & Nagler, Ledger	100 00
Excelsior Publishing Co., Patriot	100 00
Excelsior Publishing Co., Excelsior ..	100 00
Eagle Printing Co., Weekly Eagle	100 00
Evrill, Thos., Waunakee News	100 00
Evrill, Thos., Middleton Times	100 00
Evans, E. C., Wauwatosa Independent	100 00
Ewe, L., Volksfreund	100 00
Eldridge & Barton, Pepin Co. Courier	100 00
Emmel, A. A., Register & Friend	100 00
Finch, W. R., La Crosse Republican & Leader	100 00
Forbes, Mrs., & Sons, Central Union..	100 00
Freidenker Publishing Co., Friedenker	100 00
Freidenker Publishing Co., Amerikan- ische Turnzeitung	100 00
Fogo, W. M., Republican Observer ...	100 00
Frick, H. W., Janesville Journal	100 00
Fitzgibbon, J. H., Mattoon Herald ...	100 00
Fraser, C. W., Menomonee Falls News	100 00
Flint & Morgan, Dunn Co. News	100 00
Frissell, M. A., Bugle	100 00
Frazier & Frazier, Intelligences	100 00
Frazier, M. V., Sentry	100 00
Fehlandt, C., Port Washington Zeitung	100 00
Foley, J., Cassville Index	100 00
Forsen, G. L., Forposten	100 00
Fontaine, A. L., Wood Co. Reporter ..	100 00
Friedrichs, F. C., Butternut Eagle ..	100 00
Green Bay Advocate Co., Green Bay Advocate	100 00
Graves, F. H., Vernon Co. Leader ...	100 00
Gazette Pub. Co., Green Bay Gazette	100 00
Grassold, J., Wisconsin Demokrat ...	100 00
Gipple, B. A., Galesville Republican ..	100 00

"A"—General Fund Disbursements for 1901.

<i>Publishing General Laws—Continued.</i>		
German Publishing Co., Waldbote	100 00
Goodman, M., Wisconsin State Register	100 00
Goebel, Ed., Antigo Herald	100 00
Gebhardt, C., Wisconsin Staats Zeitung	100 00
Goebel, W. A., Catholic Star	100 00
Grutza, W., Katolik	100 00
Goldsworthy, J., Prescott Tribune	100 00
Goodhue, A. D., Thempealeau Herald	100 00
Grigerich & Just, Sauk Co. News	100 00
Gregg, F. B., Superior Wave	100 00
German Printing Co., Menomonie		
Nordstern	100 00
Golden, K. E., New Era	100 00
Gaskill, G. S., Argyle Atlas	100 00
Graham, D. B., Shawano Co. Journal	100 00
Gough, A., Catholic Sentinel	100 00
Gilbertson, E. E., Melrose Chronicle..	100 00
Gegenwart Publishing Co., Gegenwart	100 00
Gilpin & Gilpin, Weekly Recorder	100 00
Glennon, E. D., Gazette	100 00
Ganz, E. F., Buffalo Co. Journal	100 00
Golden, E. K., Iowa Co. Republic	100 00
Gazette Printing Co., Janesville Gazette	100 00
Gessler, F. B., Bangor Independent	100 00
Gunderson, G., Amery Free Press	100 00
Haber Printing Co., Commonwealth..	100 00
Hughes & Reinhard, Reeseville Review	100 00
Herrman & Kuyper, Democrat	100 00
Herrman & Kuyper., Volkstern	100 00
Herald Printing Co., Weekly Herald..	100 00
Heise, H. J., Wausau Wochenblatt	100 00
Hanson, H. D., Oregon Observer	100 00
Hinckley, E. W., Sparta Advertiser	100 00
Holmes, W. H., Waupaca Republican	100 00
Hoar, B. E., Shell Lake Watchman..	100 00
Hawley, O. K., Baldwin Bulletin	100 00
Hammond, W. H., Prairie Sun	100 00
Hand & Voemastek, Rib Lake Herald	100 00
Hooper, C. W., Minocqua Times	100 00
Hand, T. B., Montreal River Miner	100 00
Herald Press Pub. Co., Times-Press..	100 00
Hotzschick, G. M., Ashland Herold	100 00
Herald Pub. Co., Dunn Co Herald	100 00
Hall, J. W., Oconto Lumberman	100 00
Herald Pub. Co., Rhinelander Herald.	100 00
Hurlburt, E., Wisconsin Free Press..	100 00
Heusen & Bossheim, Blair Press	100 00
Herald Pub. Co., Iola Herald	100 00
Holenback & Nye Co., Enterprise	100 00
Hicks Prtg. Co., Weekey Northwestern	100 00
Holman, N., Deerfield News	100 00
Himley, C. G., Northern Wisconsin		
Advertiser	100 00
Haines, F. R., Westby Times	100 00
Hill, G. W., Antigo Journal	100 00

"A"—General Fund Disbursements for 1901.

<i>Publishing General Laws—Continued.</i>		
Howe, L. K., Sheboygan Herald	100 00
Hollenback & Nye Co., Weekly Review	100 00
Hathaway & Pamer, Oconomowoc Enterprise	100 00
Haislet, F. W., Weekly Call	100 00
Hubbs, C. L., Lake Mills Leader	100 00
Hearn, A. S., Dodgeville Chronicle	100 00
Heidt, F., Rundschau	100 00
Hurd, E. N., Juneau Co. Argus	100 00
Hutchinson, O. M., Necedah Republican	100 00
Halline, P. L., De Pere News	100 00
Hughes, Thos., Dodge Co. Citizen	100 00
Hotchkiss, D. J., Fox Lake Representative	100 00
Howry, L. B., Darlington Democrat ..	100 00
Head & Hewitt, Telegraph Courier ..	100 00
Hemmy, A. J., Hartford Times	100 00
Hurlburt, I. D., Prairie du Chien Union	100 00
Horn, A. W., Cedarburg News	100 00
Harmon & Co., Princeton Republic ..	100 00
Hand, B. F., Iron Co. Republican	100 00
Hutter, S., Rolink	100 00
Huntington, B. F., Platteville Journal ..	100 00
Hume, W. A., Chilton Times	100 00
Hollenback & Nye Co., New London Republican	100 00
Howe, H. E., Highland Weekly Press ..	100 00
Howe, E. L., Ripon Press	100 00
Hale, E. T., Elroy Leader	100 00
Hoard, W. D., Co., Jefferson Co. Union ..	100 00
Hibbard, J. M., Courier	100 00
Ingram & Goodrich, Entering Wedge ..	100 00
Ingersoll, C., Beloit Weekly Free Press ..	100 00
Jones, J. E., Miner Gazette	100 00
Jefferson Printing Co., Jefferson Co. Record	100 00
Johnson, C. N., Merrill Advocate	100 00
Jenkinson & Yorty, Brandon Times ..	100 00
Johnson, H. J., Grant Co. Herald	100 00
Jones, J. E., Portage Democrat	100 00
Jensen, E., Foklets Avis	100 00
Jones, J. E., Washburn Times	100 00
Johnson, G. W., Twin Village News ..	100 00
Jefferson Prtg. Co., Jefferson Co. Journal	100 00
Journal Prtg. Co., Racine Journal	100 00
Johnson, R. H., Central Wisconsin ..	100 00
Juhl, H., Fremand	100 00
Kewaunee Prtg. Co., Kewaunee Co. Banner	100 00
Killeen, J. A., Kenosha Union	100 00
Konkel, J. S., Clarion	100 00
Knowlton, H. M., Waterloo Journal ..	100 00

*"A"—General Fund Disbursements for 1901.**Publishing General Laws—Continued.*

Krause, W. B., Pt. Washington Herold	100 00
Kaempfer, H. B., Washington Pilot ..	100 00
Krall, E. A., Koonost	100 00
Kobli, R., Green Co. Herold	100 00
Kurzrock, O. R., East Troy News	100 00
Kuryer Pub. Co., Gazetta Wisconsin	100 00
Kuryer Pub. Co., Tygodniowy Kuryer Polski	100 00
Kelly, J., Juneau Telephone	100 00
Klinker, J. C., Winnebago Anzeiger ..	100 00
Kimball, L. H., News	100 00
Krahn, C. E., Kewaskum Statesman ..	100 00
Kenyon, R. E., South Superior Sun ..	100 00
Kerr, J., & Sons, Green Bay Review ..	100 00
Kuenne & Ellenbecker, Kiel National Zeitung	100 00
King, A., Waupun Times	100 00
Lehmann & Mies, Der Landsmann....	100 00
Leis & Petzold, Buffalo Co. News	100 00
Ketchum, I. P., Madison Weekly Dem- ocrat	100 00
Lange, L. A., Saturday Reporter	100 00
Lyons, W. C., Cameron Weekly Review	100 00
Lienhard, J. C., Volksbote	100 00
Libby, C. A., Enterprise	100 00
Laws, T. J., Pick & Gad	100 00
Loibl, Hy., Eagle Quill	100 00
Le Count & Le Count, Hartford Press	100 00
Lowater, C., Spring Valley Sun	100 00
Libby, C. A., Evansville Tribune	100 00
Luckow, E. L., Sauk Co. Democrat ..	100 00
La Crosse Press Co., La Crosse Press	100 00
Leicht, C. A., New Lisbon Times	100 00
Ludtke, C. H., Markesan Herald	100 00
Long, F., Advocate	100 00
Lake, C. H., Marshall Record	100 00
Laughlin, J. W., Weekly Review	100 00
Leighton, A. J., Weekly Calumet	100 00
McBreid & Sons, Sparta Herald	100 00
McGillis, J. A., Weekly North Star	100 00
McAfferty, W. A., Lake Geneva Weekly News	100 00
McKee, C. E., Enterprise	100 00
McGlachlin, E., Stevens Point Journal	100 00
McArthur, A., Dodgeville Lien	100 00
McDonald, M., Algoma Press	100 00
Miner, H. R., Northwestern Mail	100 00
Matthews, J. H., Plymouth Reporter ..	100 00
Meacham, G., Clark Co. Chronicle ...	100 00
Mosinee Times Pub. Co., Mosinee Times	100 00
Montgomery, R. B., Wisconsin Weekly Advocate	100 00
Messer Bros., Bee	100 00
Marsh, C. O., Antigo Republican	100 00

"A"—General Fund Disbursements for 1901.

Publishing General Laws—Continued.

Moberg, H. B., Amherst Advocate . . .	100 00
Mueller, J., Dodge Co. Pioneer	100 00
Mandt, G. G., Mandt's Weekly	100 00
Meyer, F. A., Dial Enterprise	100 00
Mueller, K. G., Der Brüder Botschafter	100 00
Mason, T. O., Cumberland Advocate..	100 00
Mears, C. E., Polk Co. Press	100 00
Miller, G. L., Advance	100 00
Munroe, F. E., Weekly Budget	100 00
Munson, O. G., Vernon Co. Censor	100 00
Marble, T. C., & Co., South Wayne Messenger	100 00
Morning Chronicle Co., La Crosse Weekly Chronicle	100 00
Monat, P. J., Recorder & Times	100 00
Meyer, H. W., Montagsblatt	100 00
Markham, G. A., Good Templar	100 00
Moon, O. B., Eagle River Review	100 00
Monahan & Martin, Republican Journal	100 00
Morse, C. R., River Falls Journal	100 00
Moore, J. W., Gazette	100 00
Malone, E., Waterford Post	100 00
Merrill, W. D., Courier	100 00
Meister, G., Botschafter	100 00
Maiben & Hutchinson, Readstown Her- ald	100 00
Markham, G. A., Independence News- Wave	100 00
Manitowoc Pilot Pub. Co., Manitowoc Pilot	100 00
Munroe, W. R., Cadott Blade	100 00
Meyer, H. W., Appleton Volksfreund..	100 00
Nelson, A., DeForest Times	100 00
Nash, W. F., Chronicle	100 00
Novak, A., Domacnost	100 00
Nethercut, J. E., Herald	100 00
Ninman & Quimby, Reedsburg Times.	100 00
Noyes, J. E., Greenwood Gleaner	100 00
Nordstern Ass'n, Nordstern Blaetter..	100 00
Nordstern Ass'n, Nordstern	100 00
Neu, W. J., North Crandon Forest Leaves	100 00
Nettesheim, C. C., Fairchild Observer	100 00
Odell, J. W., Monroe Weekly	100 00
Olson, O. B., Marinette Tribune	100 00
Oliver Bros., Waupun Leader	100 00
Polish Pub. Co., Dziemik	100 00
Pott, A. W., Sheboygan Zeitung	100 00
Perry, L. P., Gillett Times	100 00
Paulus, A., Marshfield News	100 00
Peet, E. L., Journal of Burnett Co.	100 00
Priddy, W. N., Advocate	100 00
Pinney, J. J., Door Co. Democrat	100 00
Post Pub. Co., Appleton Post	100 00
Perry & Perry, Marion Advertiser	100 00

*"A"—General Fund Disbursements for 1901.**Publishing General Laws—Continued.*

Peterson, H. P., Superior Tidende ...	100 00
Pollack, Edw., Teller	100 00
Pierce, S. W., & Son, Adams Co. Press Park, Kenney & Eames, Elkhorn Inde- pendent	100 00
Price, B. J., Star & Times	100 00
Post Pub. Co., Waupaca Post	100 00
Powers & Hood Bros., Baraboo Republic	100 00
Purdy, W. R., Weekly Home News ...	100 00
Patterson & Banks, Cambridge News..	100 00
Powers & Lohmar, Wausau Herald ..	100 00
Palm, L., Ashland Posten	100 00
Pettibone, C. A., Watertown Republican	100 00
Quick, R. D., Montfort Mail	100 00
Register Pub. Co., Washburn Co. Regis- ter	100 00
Rankin, G. W., Muscoda Watchman ..	100 00
Rabenstein, C., Deutsch Amerikaner..	100 00
Ramsey, G. T., & Co., Waukesha Weekly Press	100 00
Roese, A. E., Osceola Sun	100 00
Rindlaub, M. P., Grant Co. Witness ...	100 00
Richardson, D. V., Loyal Tribune	100 00
Richards, S. E., Monticello Messenger	100 00
Roethe, H. E., Fennimore Times	100 00
Root, W. M., Saturday Star	100 00
Record Pub. Co., Algoma Record	100 00
Rockhill, J. E., Ontario Observer	100 00
Rohn, I. L., Milwaukee World	100 00
Roethig, H., Berichterstatter	100 00
Richards, D. H., Weekly Journal	100 00
Russell & Miner, South Milwaukee Journal	100 00
Ryan & Bro., Appleton Crescent	100 00
Robinson, W. J., La Farge Enterprise	100 00
Rhinelandert Prtg. Co., New North ...	100 00
Review Pub. Co., Plymouth Review ..	100 00
Ring, L. B., Niellsville Times	100 00
Roemer, C., Appleton Weeker	100 00
Rood, A., Palmyra Enterprise	100 00
Richards, P., Lodi Valley News	100 00
Raught, C. E., Kaukauna Times	100 00
Richards, C., Packwaukee Independent	100 00
Steiner, F., Three Lakes Enterprise..	100 00
Seuftenberg, J., Dale Recorder	100 00
Smith, I. H., River Falls Times	100 00
Schwantes & Hanson, Hartland News	100 00
Sharp, R. A., Engineer	100 00
Shaw, S., Forest Republican	100 00
Stolze, P. F., Der Deutsche Pionier..	100 00
Superior Leader Co., Superior Leader	100 00
Smith, W. H., Mondovi Herald	100 00
Smith, J. A., Monticello News	100 00
Spiering, H., Mayville News	100 00
Schundt, C. O., Wahrheit	100 00

"A"—General Fund Disbursements for 1901.

<i>Publishing General Laws—Continued.</i>		
Scott, E. J., Delavan Enterprise	100 00
Swan, H. L., Mazomanie Sickle	100 00
Sommers & Reynolds, Weekly Madisonian	100 00
State Pub. Co., The State	100 00
State Journal Prtg. Co., Wisconsin State Journal	100 00
Savage, P. J., Iron River Pioneer	100 00
Starks, C. G., Berlin Journal	100 00
Slavie Pub. Co., Slavie	100 00
Slocum, C. H., Omro Herald	100 00
Schilling, R., National Advance	100 00
Schilling, R., National Reformer	100 00
Showers, W. J., La Crosse Co. Record	100 00
Selbach, Mary A., Columbia Co. Wecker	100 00
Streeter, D. C., Monroe Co. Democrat	100 00
Sturges, B. O., Kenosha Co. Gazette	100 00
Schomaker, H., Marinette Volksbote	100 00
Shattuck, J. R., Medford Democrat	100 00
Standard Pub. & Prtg. Co., Nordvestern Harold	100 00
Snyder, Thos. C., Cuba City News	100 00
Sheboygan Volksblatt Co., Sheboygan Volksblatt	100 00
Swift, P. H., Rice Lake Leader	100 00
Squier, L. B., Tomah Journal	100 00
Schulzer, E., Arcadia Anzeiger	100 00
Schmidt, C. G., Nord-Westen	100 00
Smith, R. E., Park Falls Herald	100 00
Sauk City Pub. Co., Sauk City Pioneer Presse	100 00
Smith, R. P., Herald	100 00
Sherwood & O'Neil, Kickapoo Chief	100 00
Sherman, B. F., & Son, Beaver Dam Argus	100 00
Shaw, J. F., Ellsworth Record	100 00
Seamans & Wheeler, Reedsburg Free Press	100 00
Swartz, G. L., Poynette Press	100 00
Steevens, D. J., Arcadian	100 00
Schwartz, E., Prtg. Co., Dodge Co. Banner	100 00
Sackett, G. E., Phillips Times	100 00
Shafer Bros., Phonograph	100 00
Sallet, F. W., Wisconsin Thalbote	100 00
Soukup Bros., Vlastener	100 00
Stone, J. A., Neenah Weekly Times	100 00
Stearns, F. W., Union Signal	100 00
Schoensigel, H., Port Washington Pilot	100 00
Streeter, J. F., Cambria News	100 00
Tomahawk Pub. Co., The Tomahawk	100 00
Taylor, J. W., Southwest Wisconsin	100 00
Trumbell, D., West Superior Nonpareil Journal	100 00
Towell Bros., Milwaukee Times	100 00

 "A"—General Fund Disbursements for 1901.

Publishing General Laws—Continued.

Tubbs, H. H., Blade	100 00
Temple, W., Juneau Co. Chronicle ...	100 00
Trumbull, W. H., Vindicator	100 00
Times Pub. Co., Oshkosh Times	100 00
Times Prtg. Co., Utley's Dollar Weekly	100 00
Turner, J., Mauston Star	100 00
Taylor, R. G., Weekly Clarion	100 00
Tower, J. I., Kaukauna Sun	100 00
Theiler, J., Deutsch Schweizerische		
Courier	100 00
Thayer, E. B., Wausau Pilot	100 00
Telephone Pub. Co., Weekly Telephone	100 00
Towner, W. H., Hammond News	100 00
Thomas, W. C., Sheboygan Co. News ..	100 00
Telegram Pub. Co., Weekly Telegram.	100 00
Thompson & Collins, Hancock News..	100 00
Utter, C. S., Trempealeau Gazette ...	100 00
Voiksbote Pub. Co., Shawano Volks-		
bote	100 00
Volksfreund Prtg. Co., La Crosse		
Volksfreund	100 00
Voshardt, F. H., Die Deutsche Chronik	100 00
Volksfreund Prtg. Co., Herold & Volks-		
freund	100 00
Van Meter, C. H., Republican-Voice..	100 00
Van de Castele, Edw., Ouze Standard	100 00
Van Vuren, H. J., Seymour Press ...	100 00
Voshardt, F. ., Weyauwega Chronicle..	100 00
Voshardt, K. L., Kewaunee Enterprise	100 00
Worthington, D. B., Beloit Weekly ..	100 00
Weber, W. F., Daheim	100 00
Wittzack, E., Alma Blaetter	100 00
Washington Co. Pub. Co., West Bend		
Democrat	100 00
Williams, R. M., The Crank	100 00
Wauwatosa Prtg. Co., Wauwatosa News	100 00
Wright P. M., Omro Journal	100 00
Wittzack, E., Buffalo Co. Republikaner	100 00
Wilson & Masters, Augusta Eagle ...	100 00
Wells, C. J., Tomah Monitor	100 00
Willey, J. F., Farm and Home	100 00
Williams & White, Marshfield Times..	100 00
Wetzel, A., Germania Reporter	100 00
Wagner, Wm., Thorp Courier	100 00
Warden, A. F., Waukesha Dispatch ...	100 00
Warren, H. C., Wisconsin Leader ...	100 00
Wandersleben Bros., Plymouth Post ..	100 00
Weber, W. F., Nordwestlicher Courier	100 00
Washington Co. Pub. Co., Beobachter.	100 00
Williams, B., Ashland News	100 00
Weeks, W. G., Delavan Republican ...	100 00
Williams, J. M., & Son, Sugar River		
Recorder	100 00
Walch, A. C., Manawa Advocate	100 00
Washburn, A. A., Horicon Reporter ..	100 00

"A"—General Fund Disbursements for 1901.

<i>Publishing General Laws—Continued.</i>		
Woodle, L. A., Journal Gazette	100 00
Wells, W. A., Waupun Democrat	100 00
Williams, W. E., The Spy	100 00
Winther & Bogrand Co., Independent..	100 00
Williams, J. H., Hayward Republican	100 00
Zanders, O., Brillion News	100 00
Zimmerman, W. E., Burlington Stand- art Democrat	100 00
Zanda, J. H., Kewaunee Listy	100 00
Ziegans, G., Sharon Reporter	100 00
Youmans, H. M., Waukesha Freeman	100 00
Yates, F. T., News and Itemizer	100 00
Youngs, Geo. C., Florence Mining News	100 00
Yule, E. B., Lodi Enterprise	100 00
		\$53,100 00
Total General Fund disbursements		\$2,882,658 30

"A"—School Fund for 1901.

SCHOOL FUND.

RECEIPTS.		
<i>Fines—</i>		
Adams	\$40 18
Ashland	114 66
Barron	143 09
Bayfield	682 57
Brown	145 82
Buffalo	14 70
Burnett	18 62
Calumet	63 70
Chippewa	70 94
Clark	159 00
Columbia	449 82
Crawford	86 24
Dane	1,573 17
Dodge	206 66
Door	238 74
Douglas	568 40
Dunn	71 86
Eau Claire	188 17
Florence	29 40
Fond du Lac	298 90
Grant	237 51
Green	245 00
Green Lake	20 58
Iowa	372 89
Iron	209 23
Jackson	179 34
Jefferson	325 36
Juneau	180 48
Kenosha	364 56
Kewaunee	11 76
La Crosse	413 07
Lafayette	678 25
Langlade	185 29
Lincoln	919 71
Manitowoc	430 40
Marathon	646 80
Marinette	391 02
Marquette	78 40
Milwaukee	636 51
Monroe	233 24
Oconto	159 74
Oneida	192 08
Outagamie	334 47
Ozaukee	64 68
Pepin	143 08
Pierce	162 68
Polk	133 28
Portage	281 10
Price	130 34

"A"—School Fund for 1901.

<i>Fines—Continued.</i>		
Racine	1,079	64
Richland	137	20
Rock	705	11
St. Croix	204	84
Sauk	522	37
Sawyer	62	72
Shawano	325	18
Sheboygan	557	63
Taylor	86	26
Trempealeau	402	78
Vernon	350	35
Vilas	118	60
Walworth	357	70
Washburn	223	45
Washington	70	56
Waukesha	323	54
Waupaca	712	46
Waushara	131	32
Winnebago	757	11
Wood	217	56
Total		\$20,871 87
<i>Miscellaneous—</i>		
Sale of lands	\$5,697	83
Dues on certificates of sale	4,924	70
Loans, school district and individual ..	83,064	86
Material sold	75	00
LaFollette, gov. 5 per cent. net proceeds of sale of public lands by U. S. in Wis., July, 1899, to June 30, 1900 ..	1,881	11
Johnson, C. F., admr. P. Bergstrom, escheated estate, Trempealeau county ..	44	14
Gary & Forward, attorneys Margaret Bourne, escheated estate	1,399	42
Riley, E. F., admr. Maggie Jordan, escheated estate	18	00
Palmer, C., deputy game warden, sale of confiscated fish	2	90
Milwaukee city bonds	37,000	00
Stoughton city bonds	2,000	00
Tomahawk city bonds	800	00
Wauwatosa city bonds	1,000	00
Loan to Brown county	4,350	00
Loan to Chippewa county	2,526	32
Loan to Oneida county	2,000	00
Loan to Chippewa Falls city	1,000	00
Loan to Jefferson city	2,000	00
Loan to New London city	500	00
Loan to Oconto city	1,750	00
Loan to Phillips city	533	33
Loan to Rice Lake city	1,500	00
Loan to Waupaca city	1,500	00
Loan to board of education, town of Florence	700	00

"A"—School Fund for 1901.

<i>Miscellaneous—Continued.</i>		
Loan to board of school directors, town of Sugar Camp	80 00
Loan to board of school directors, town of Washburn	2,000 00
Loan to town of Maine.....	250 00
Loan to town of Waldwick.....	850 00
		\$180,319 48
DISBURSEMENTS.		
Lafayette county, refunded erroneous payment of fines	\$507 71
Oneida county, refunded erroneous payment of fines	9 80
School fund income, interest on depos- its (Chap. 150, Laws 1901).....	16,456 46
Amherst village bonds	3,000 00
Grand Rapids city bonds.....	60,000 00
Moadovi city bonds	18,000 00
Wauwatosa city bonds	20,000 00
Westby village bonds	3,600 00
Loan to Portage county.....	80,000 00
Loan to city of Rice Lake.....	3,000 00
Loan to board of school directors, town of Sugar Camp	800 00
Loan to board of school directors, town of Superior	3,000 00
		\$208,373 97
<i>School District Loans—</i>		
Jt. 6, Ettrick & Preston, Trempealeau	\$250 00
No. 3, Weston, Marathon.....	590 00
No. 14, Edson, Chippewa.....	790 00
No. 3, Bashaw, Washburn.....	350 00
No. 6, Edson, Chippewa.....	400 00
Jt. 9, Excelsior & Village of Ableman, Sauk	2,700 00
No. 6, Fremont, Clark.....	350 00
No. 4, Smetser, Grant.....	700 00
No. 2, Randolph, Columbia.....	700 00
Jt. 6, Barron & Scott, Monroe.....	500 00
Jt. 1, city of New Lisbon, towns of Lisbon and Clearfield, Juneau.....	10,000 00
No. 6, Cutler, Juneau.....	325 00
No. 1, Gillette, Oconto.....	1,250 00
No. 10, Potosi, Grant.....	400 00
Jt. 1, Hale, Burnside, & Chimney Rock, Trempealeau	500 00
Jt. 4, Christiana & Albion, Dane.....	1,500 00
No. 7, Cutler, Juneau.....	300 00
Jt. 4, Bridge Creek, Otter Creek, Lin- coln, Eau Claire county.....	900 00
No. 3, Lima, Sheboygan county.....	1,500 00
No. 2, Maple Valley, Oconto county....	1,100 00
No. 6, Cumberland, Barron county....	1,450 00
No. 3, Shelby, La Crosse county.....	300 00

"A"—School Fund for 1901.

School District Loans—Continued.

Jt. 4, Grant, Otter Creek, Dunn.....	500 00
No. 8, Coleman, Marinette.....	400 00
No. 4, Pike Lake, Marathon.....	400 00
No. 7, Liberty, Grant.....	450 00
No. 5, Pike Lake, Marathon.....	354 00
No. 7, Antigo, Langlade.....	475 00
No. 3, Rock Creek, Dunn.....	600 00
No. 10, Big Bend, Chippewa.....	400 00
Jt. 5, Roxbury, Berry, Dane & Spring- field, Dane	400 00
No. 2, Withee, Clark.....	200 00
No. 4, Hixon, Clark.....	400 00
No. 6, Seymour, Outagamie.....	900 00
Jt. 2, Casco & Luxemburg, Kewaunee..	2,800 00
No. 5, Shelby, La Crosse.....	1,000 00
Jt. 3, Adams & Lincoln, Adams.....	600 00
No. 6, Baraboo, Sauk.....	4,470 00
No. 8, Pensaukee, Oconto.....	600 00
No. 5, Weston, Marathon.....	400 00
No. 6, Morris, Shawano.....	450 00
Jt. 3, Fairchild, town and village, Eau Claire	5,000 00
No. 7, Grantsburg, Burnett.....	700 00
No. 9, Chetek, Barron.....	300 00
No. 2, Kennan, Price.....	2,000 00
Jt. 5, Rice Lake & Stanfold, Barron..	250 00
No. 17, Cumberland, Barron.....	600 00
No. 7, Worden, Clark.....	300 00
Jt. 11, Fond du Lac & Friendship, Fond du Lac	6,000 00
No. 1, Frankfort, Marathon.....	225 00
No. 7, Clear Lake, Poik.....	300 00
Jt. 1, Iola, town and village, Waupaca	6,000 00
Jt. 1, Bridge Creek, Otter Creek, Lin- coln, Eau Claire	500 00
No. 5, Lynn, Clark.....	500 00
No. 2, Eldron, Marathon.....	350 00
No. 3, Cofax, Dunn.....	1,300 00
No. 1, Aniwa, Shawano.....	400 00
No. 5, Germantown, Juneau.....	450 00
No. 5, Greenfield, Milwaukee.....	9,000 00
Jt. 1, villages of Norwalk, Ridgeville, Sheldon, Monroe	5,200 00
No. 3, Little Suamico, Oconto.....	1,000 00
No. 4, Kennan, Price.....	600 00
Jt. 2, Winneconne, town and village, Winnebago	6,000 00
Jt. 8, Wheaton & Tilden, Chippewa...	800 00
No. 4, Cleveland, Marathon.....	800 00
No. 6, Peshtigo, Marinette.....	450 00
No. 6, Dallas, Barron.....	1,575 00
No. 10, Wheaton, Chippewa.....	750 00
Jt. 1, Center & Plymouth, Rock.....	1,200 00
No. 10, Spooner, Washburn.....	600 00
No. 3, Lena, Oconto.....	200 00

"A"—School Fund for 1901.

<i>School District Loans—Continued.</i>		
No. 5, Lake, Price.....	160 00
No. 1, New Diggings, Lafayette.....	550 00
No. 8, Cassel, Marathon.....	800 00
No. 2, Coleman, Marinette.....	200 00
No. 1, Withee, Clark.....	300 00
Jt. 3, Fairchild, town and village, Eau Claire ..	5,000 00
No. 9, Kildare, Juneau	1,000 00
No. 5, Albany, Pepin.....	500 00
No. 3, Balsam Lake, Polk.....	550 00
No. 1, Rib Lake, Taylor.....	1,300 00
No. 6, Maple Grove, Barron.....	200 00
No. 3, Breed, Oconto.....	500 00
No. 7, Ithaca, Richland.....	400 00
No. 3, Deer Creek, Taylor.....	600 00
No. 6, Plymouth, Rock.....	2,200 00
No. 11, Rock Elm, Pierce.....	700 00
No. 3, Franzen, Marathon.....	700 00
No. 5, Weston, Dunn.....	500 00
No. 1, Arena, Iowa.....	3,000 00
No. 1, Franzen, Marathon.....	600 00
No. 7, Oconto Falls, Oconto.....	550 00
No. 4, Chase, Oconto.....	800 00
No. 5, Carson, Portage.....	500 00
No. 1, Seneca, Wood.....	300 00
No. 5, Kudolph, Wood.....	700 00
No. 8, Dunn, Dane.....	2,000 00
No. 2, Clayton, Polk.....	500 00
Jt. 4, Thorp & Withee, Clark.....	400 00
Jt. 1, Kickapoo and village of Reads-town, Vernon	5,600 00
No. 2, Liberty, Grant.....	750 00
No. 1, Stark, Vernon.....	600 00
No. 6, Texas, Marathon.....	500 00
No. 7, Sheboygan, Sheboygan.....	1,500 00
No. 3, Spruce, Oconto.....	1,100 00
Jt. 4, Platteville, town and city, Grant	2,000 00
No. 5, Dexter, Wood.....	500 00
Total school districts		\$134,064 00
Total		\$342,437 97

 "A"—School Fund Income for 1901.

SCHOOL FUND INCOME.

RECEIPTS.		
<i>Tax</i> --		
Adams		\$1,204 40
Ashland		4,882 91
Barron		2,118 74
Bayfield		4,499 70
Brown		9,405 96
Buffalo		2,721 41
Burnett		700 94
Calumet		6,042 50
Chippewa		7,105 46
Clark		3,927 69
Columbia		11,565 47
Crawford		2,394 81
Dane		27,596 61
Dodge		14,580 54
Door		2,828 47
Douglas		10,853 06
Dunn		4,535 37
Eau Claire		8,845 33
Florence		1,000 96
Fond du Lac		17,940 85
Forest		1,111 86
Grant		9,716 17
Green		10,028 64
Green Lake		5,038 13
Iowa		7,784 62
Iron		1,863 87
Jackson		2,383 30
Jefferson		11,990 50
Juneau		2,814 13
Kenosha		6,780 61
Kewaunee		3,891 36
La Crosse		14,598 41
Lafayette		6,773 07
Langlade		2,420 67
Lincoln		3,016 59
Manitowoc		12,570 44
Marathon		6,635 71
Marquette		6,339 00
Marquette		1,733 01
Milwaukee		151,257 78
Monroe		4,302 39
Oconto		2,993 92
Oneida		3,526 25
Outagamie		11,896 95
Ozaukee		6,233 94
Pepin		1,153 83
Pierce		4,588 95
Polk		2,683 68

"A"—School Fund Income for 1901.

<i>Tax—Continued.</i>		
Portage	5,666 05
Price	1,346 93
Racine	17,952 00
Richland	3,846 75
Rock	20,851 07
St. Croix	6,163 26
Sauk	9,799 24
Sawyer	1,036 45
Shawano	3,362 95
Sheboygan	18,861 58
Taylor	1,763 91
Trempealeau	4,095 06
Vernon	4,656 46
Vilas	953 20
Walworth	16,556 94
Washburn	682 71
Washington	10,923 33
Waukesha	18,033 17
Waupaca	7,041 23
Waushara	2,749 71
Winnebago	19,535 94
Wood	3,261 12
Total		\$630,018 02
<i>Miscellaneous—</i>		
Interest on land certificates and school district loans	\$17,209 89
Lease	25 00
General fund, interest on certificates of indebtedness	109,459 00
Interest on loan to State Historical Library Bldg. Fund	3,325 00
School Fund, interest on deposits paid to fund (Chap. 150, Laws 1901)	16,456 46
Interest on bank deposits.....	9,143 70
Interest on Ashland county bonds....	1,000 00
Interest on Ashland city bonds.....	1,250 00
Interest on Bayfield county bonds....	4,450 00
Interest on Boscobel city bonds.....	360 00
Interest on Chilton city bonds.....	342 00
Interest on Chilton town bonds.....	783 00
Interest on Chippewa Falls city bonds	500 00
Interest on Columbus city bonds....	1,125 00
Interest on Eau Claire City bonds....	1,350 00
Interest on Elroy city bonds.....	635 75
Interest on Highland village bonds...	140 00
Interest on Milwaukee city bonds....	8,360 00
Interest on Mondovi city bonds.....	104 94
Interest on Oshkosh city bonds.....	2,062 50
Interest on Stoughton city bonds....	600 00
Interest on Tomahawk city bonds....	630 00
Interest on Wausau city bonds.....	1,500 00
Interest on Wauwatosa city bonds....	400 00
Interest on West Bend city bonds....	500 00
Interest on West Superior city bonds..	15,000 00

"A"—School Fund Income for 1901.

<i>Miscellaneous—Continued.</i>		
Interest on loan to Brown county....	1,740 00	
Interest on loan to Chippewa county..	1,642 10	
Interest on loan to Oneida county....	900 00	
Interest on loan to Trempealeau county ..	2,590 00	
Interest on loan to Chippewa Falls city	400 00	
Interest on loan to Green Bay city..	1,575 00	
Interest on loan to Jefferson city....	320 00	
Interest on loan to Menasha city....	600 00	
Interest on loan to New London city..	125 00	
Interest on loan to Oconto city.....	1,137 50	
Interest on loan to Phillips city.....	128 00	
Interest on loan to Rice Lake city....	302 08	
Interest on loan to Waupaca city....	367 00	
Interest on loan to town of Maine....	18 00	
Interest on loan to town of Knight...	122 50	
Interest on loan to town of Waldwick	178 50	
Interest on loan to board of education, city of Madison	630 00	
Interest on loan to board of education, town of Florence	220 50	
Interest on loan to board of school directors, town of Washburn.....	280 00	
Interest on loan to board of school directors, town of Sugar Camp.....	25 20	
		\$840,031 64
DISBURSEMENTS.		
Excess of interest refunded.....	\$29 42	
Premium and accrued interest on Wauwataosa city bonds	1,043 95	
Premium and accrued interest on Westby village bonds	328 16	
Premium and accrued interest on Grand Rapids city bonds	3,563 27	
		\$4,964 80
<i>Apportionment to Counties—</i>		
Adams	\$3,716 29	
Ashland	6,679 26	
Barron	10,661 13	
Bayfield	4,404 85	
Brown	19,851 88	
Buffalo	7,124 52	
Burnett	3,259 83	
Calumet	7,674 74	
Chippewa	13,819 43	
Clark	11,030 58	
Columbia	11,372 04	
Crawford	7,082 14	
Dane	25,157 99	
Dodge	18,376 06	
Door	8,103 28	
Douglas	10,567 41	
Dunn	10,901 12	
Eau Claire	13,389 76	

"A"—School Fund Income for 1901.

<i>Apportionment to Counties—Continued.</i>		
Florence	1,303	48
Fond du Lac	18,362	67
Forest	360	47
Grant	14,567	15
Green	8,488	30
Green Lake	6,471	67
Iowa	9,165	71
Iron	2,286	68
Jackson	7,329	87
Jefferson	14,436	58
Juneau	8,261	74
Kenosha	8,141	22
Kewaunee	7,796	36
La Crosse	17,075	91
Lafayette	8,247	27
Langlade	5,296	55
Lincoln	6,893	53
Manitowoc	17,762	27
Marathon	19,565	71
Marinette	12,233	60
Marquette	4,625	81
Milwaukee	126,325	61
Monroe	11,308	42
Oconto	9,125	54
Oneida	2,956	29
Outagamie	18,897	24
Ozaukee	7,184	81
Pepin	3,156	05
Pierce	9,422	39
Polk	7,659	11
Portage	13,320	56
Price	3,394	88
Racine	16,500	07
Richland	7,472	75
Rock	17,425	22
St. Croix	11,178	97
Sauk	12,654	31
Sawyer	1,056	85
Shawano	11,548	36
Sheboygan	20,660	52
Taylor	4,580	07
Trempealeau	9,778	39
Vernon	11,413	34
Vilas	1,062	43
Walworth	9,470	39
Washburn	2,194	06
Washington	10,119	89
Waukesha	12,868	61
Waupaca	12,998	04
Waushara	6,255	17
Winnebago	21,500	87
Wood	11,471	35
		\$816,805 42
Total		\$821,770 22

 "A"—University Fund for 1901.

UNIVERSITY FUND.

RECEIPTS.		
Dues on certificates of sale.....	\$763 00
Manitowoc county bonds	4,000 00
Platteville city bonds	1,000 00
Loan to Winnebago county.....	4,000 00
Loan to Antigo city.....	1,500 00
Loan to Menomonie city.....	4,000 00
Loan to Sturgeon Bay city.....	600 00
Loan to Rhinelander city.....	600 00
Loan to board of education, town and city of Ripon	250 00
Loan to village of Thorpe.....	500 00
Loan to town of Gillett.....	225 00
Loan to town of Hixon.....	250 00
Loan to town of Saxon.....	500 00
Loan to town of Underhill.....	175 00
		\$18,363 00
DISBURSEMENTS.		
University Fund Income, interest on de- posits (Chap. 150, Laws 1901).....	\$3,994 99
Stanley city bonds	15,000 00
Loan to village of Thorpe.....	3,500 00
Loan to board of school directors, town of Brule	1,200 00
Loan to board of school directors, town of Elcho	2,500 00
Loan to board of school directors, town of Westboro	3,000 00
Loan to town of Green Valley.....	3,500 00
Loan to town of Thorpe.....	2,100 00
Loan to city of Rhinelander.....	3,000 00
		\$37,794 99

"A"—University Fund Income for 1901.

UNIVERSITY FUND INCOME.

RECEIPTS.		
<i>Tax—</i>		
Adams	\$512	35
Ashland	2,077	17
Barron	901	31
Bayfield	1,914	16
Brown	4,001	26
Buffalo	1,157	68
Burnett	298	18
Calumet	2,570	46
Chippewa	3,022	65
Clark	1,670	83
Columbia	4,919	92
Crawford	1,018	75
Dane	11,739	52
Dodge	6,202	51
Door	1,203	22
Douglas	4,616	86
Dunn	1,929	33
Eau Claire	3,762	77
Florence	425	81
Fond du Lac	7,624	31
Forest	472	99
Grant	4,133	22
Green	4,266	15
Green Lake	2,143	21
Iowa	3,311	55
Iron	792	89
Jackson	1,013	85
Jefferson	5,100	72
Juneau	1,197	11
Kenosha	2,884	45
Kewaunee	1,655	37
La Crosse	6,210	12
Lafayette	2,881	25
Langlade	1,029	74
Lincoln	1,283	24
Manitowoc	5,347	43
Marathon	2,822	80
Marinette	2,696	59
Marquette	737	22
Milwaukee	64,344	58
Monroe	1,830	22
Oconto	1,273	62
Oneida	1,500	05
Outagamie	5,060	92
Ozaukee	2,651	90
Pepin	490	83
Pierce	1,952	12
Polk	1,141	62
Portage	2,410	32
Price	572	98
Racine	7,636	73

"A"—University Fund Income for 1901.

<i>Tax—Continued.</i>		
Richland	1,636 40
Rock	8,869 98
St. Croix	2,621 83
Sauk	4,168 57
Sawyer	440 90
Shawano	1,430 59
Sheboygan	8,023 65
Taylor	750 36
Trempealeau	1,742 02
Vernon	1,980 84
Vilas	405 49
Walworth	7,043 27
Washburn	290 42
Washington	4,646 75
Waukesha	7,671 25
Waupaca	2,995 32
Waushara	1,169 72
Winnebago	8,310 53
Wood	1,387 27
		\$268,000 00
<i>Miscellaneous—</i>		
General Fund, interest on certificates of indebtedness	\$7,770 00
University Fund, interest on deposits paid to Fund, Chap. 150, laws 1901	3,994 99
Interest on bank deposits	1,204 38
Interest on land certificates and loans	324 75
U. S. Treas., Agricultural College and Mechanical Arts	25,000 00
General Fund, Agricultural Institutes	12,000 00
General Fund, Washburn Observatory	3,000 00
U. S. Treas., Experiment Station	15,000 00
Interest on De Pere city bonds	256 80
Interest on Eau Claire county bonds	500 00
Interest on Greenwood city bonds	120 00
Interest on Manitowoc county bonds	160 00
Interest on Platteville city bonds	80 00
Interest on loan to Antigo city	472 50
Interest on loan to Menomonie city	140 00
Interest on loan to Rhinelander city	289 63
Interest on loan to Sturgeon Bay city	378 00
Interest on loan to village of Thorpe	25 00
Interest on loan to town of Gillett	23 63
Interest on loan to town of Hixon	78 75
Interest on loan to town of Underhill	12 25
Interest on loan to town of Saxon	52 50
Interest on loan to board of education town and city of Ripon	50 00
Interest on loan to board of school directors town of Newbold	84 00
		\$339,017 18
DISBURSEMENTS.		
Excess of interest refunded	\$7 40
Treas. State University, transfer	339,009 78
		\$339,017 18

"A"—Agricultural College Fund for 1901.

AGRICULTURAL COLLEGE FUND.

RECEIPTS.		
Dues on certificates of sales	\$2,522 00
Black River Falls city bonds	2,000 00
Tomahawk city bonds	1,500 00
Loan to Forest county	200 00
Loan to Antigo city	700 00
Loan to Durand city	500 00
Loan to Sturgeon Bay city	250 00
Loan to Waupaca city	1,000 00
Loan to board of education town and city of Ripon	500 00
Loan to board of school directors town of Crandon	500 00
Loan to village of Osseo	282 05
Loan to town of Bayfield	1,000 00
Loan to town of Bovina	500 00
Loan to town of Crandon	400 00
Loan to town of Day	233 34
Loan to town of Grantsburg	100 00
Loan to town of Harrison	110 00
Loan to town of Oconto Falls	200 00
Loan to town of Sumner	717 95
Loan to town of Wein	300 00
		\$13,515 34
DISBURSEMENTS.		
Agricultural College Income, interest on on deposits, Chap. 150, laws 1901 ...	\$6,538 34
Loan to Barron county	30,000 00
Loan to city of Durand	3,000 00
Loan to city of Wausau	45,000 00
Loan to town of Bayfield	5,000 00
Loan to town of Eaton	2,000 00
Loan to town of Peck	1,700 00
		\$93,238 34

"A"—Agricultural College Fund Income for 1901.

AGRICULTURAL COLLEGE FUND INCOME.

RECEIPTS.		
Interest on land certificates and loans..	\$1,815 96
General Fund, interest on certificates of indebtedness	4,242 00
Agricultural College Fund, interest on deposits paid to Fund, Chap. 150, laws 1901	6,538 34
Interest on deposits	990 86
Interest on Black River Falls city bonds	441 67
Interest on Eau Claire county bonds ..	1,250 00
Interest on Milwaukee city bonds	800 00
Interest on Tomahawk city bonds	244 20
Interest on Wausau city bonds	1,750 00
Interest on loan to Barron county	995 35
Interest on loan to Forest county	80 00
Interest on loan to Iron county	510 00
Interest on loan to city of Antigo	196 00
Interest on loan to city of Durand	148 75
Interest on loan to city of New Richmond	749 00
Interest on loan to village of Osseo ..	59 23
Interest on loan to town of Bayfield ..	105 00
Interest on loan to town of Bovina ..	75 00
Interest on loan to town of Crandon ..	32 00
Interest on loan to town of Eaton	72 92
Interest on loan to town of Grantsburg	17 50
Interest on loan to town of Harrison ..	22 00
Interest on loan to town of Oconto Falls	150 00
Interest on loan to town of Sumner ..	175 91
Interest on loan to town of Wein	30 00
Interest on loan to board of education, city of New London	440 00
Interest on loan to board of education, town and city of Ripon	120 00
Interest on loan to board of education, city of Sturgeon Bay	70 00
Interest on loan to board of school directors, town of Crandon	157 50
		\$22,279 19
DISBURSEMENTS.		
Excess of interest refunded	\$5 18
Treas. State University, transfer	22,274 01
		\$22,279 19

"A"—Normal School Fund for 1901.

NORMAL SCHOOL FUND.

RECEIPTS.		
Sale of lands	\$1,143 01
Loans	1,772 14
Dues on certificates of sales	1,223 00
Material sold	148 71
Lease	5 00
Loans to State Historical Library Bldg. Fund	135,000 00
Loan to Board of Normal School Regents	10,000 00
Indemnity Fund—Transfer of ½	60 00
Ashland county bonds	20,000 00
Beaver Dam city bonds	1,000 00
Columbus city bonds	1,000 00
Edgerton city bonds	1,000 00
Durand city bonds	3,000 00
Manitowoc county bonds	10,000 00
Milwaukee city bonds	35,000 00
Oshkosh city bonds	2,000 00
School Dist. No. 8, Plymouth, bonds	2,000 00
Portage county bonds	24,000 00
School Dist. No. 6, Wonewoc, Elroy, etc. Loan to Chippewa county	1,000 00
Loan to Door county	894 72
Loan to Dunn county	3,000 00
Loan to Fond du Lac county	5,000 00
Loan to Jackson county	1,000 00
Loan to Sawyer county	2,000 00
Loan to Vilas county	5,000 00
Loan to Washburn county	8,750 00
Loan to Washburn county	1,250 00
Loan to Washburn county	1,000 00
Loan to Washburn county	1,750 00
Loan to city of Clintonville	400 00
Loan to city of Cumberland	590 00
Loan to city of Kewaunee	1,900 00
Loan to city of Menomonie	1,000 00
Loan to city of Menomonie	5,000 00
Loan to city of Mineral Point	1,000 00
Loan to city of New London	1,000 00
Loan to city of Phillips	666 66
Loan to city of Rhinelander	1,000 00
Loan to city of Shawano	320 00
Loan to city of Waupaca	1,000 00
Loan to board of education, city of Grand Rapids	950 00
Loan to board of education, city of Mad- ison	5,000 00
Loan to village of Bloomer	500 00
Loan to village of Hammond	166 00
Loan to village of Whitefish Bay	300 00

"A"—Normal School Fund for 1901.

Loan to town of Bayfield	3,000 00
Loan to town of Cleveland	125 00
Loan to town of Cleveland	180 00
Loan to town of Finley	100 00
Loan to town of Florence	500 00
Loan to town of Minoqua	1,500 00
Loan to town of Mosinee	50 00
Loan to town of Pelican	840 00
Loan to town of Remington	600 00
Loan to town of Richmond	250 00
Loan to town of Schoepke	150 00
Loan to town of Seneca	600 00
Loan to town of Spooner	700 00
Loan to town of Spooner	1,000 00
Loan to town of West Kewaunee	1,000 00
Loan to town of Withee	200 00
Loan to town of Wood	1,000 00
Loan to school directors, town of Minoqua	500 00
		\$312,084 24
DISBURSEMENTS.		
Clinton city bonds	\$5,500 00
Merrill city bonds	47,000 00
Shawano city bonds	15,000 00
Stoughton city bonds	20,000 00
Normal School Fund Income, interest on deposits, Chap. 150, laws 1901	11,426 08
Loan to State Historical Library Bldg. Fund	50,000 00
Loan to Eau Claire county	86,666 72
Loan to Shawano county	9,000 00
Loan to Waupaca county	41,500 00
Loan to Portage city	18,000 00
Loan to Sturgeon Bay city	40,000 00
Loan to village of Amery	3,000 00
Loan to board of school directors, town of Crandon	3,000 00
Loan to board of school directors, town of Flambeau	10,000 00
Loan to board of school directors, town of Jacobs	6,000 00
Loan to board of school directors, town of Veazie	2,000 00
Loan to town of Cary	3,600 00
Loan to town of Eagle River	7,000 00
Loan to town of Ettrick	1,250 00
Loan to town of Iron River	2,000 00
		\$381,942 80

"A"—Normal School Fund Income for 1901.

NORMAL SCHOOL FUND INCOME.

RECEIPTS.		
<i>Tax—</i>		
Adams	\$363 23
Ashland	1,472 62
Barron	638 99
Bayfield	1,357 05
Brown	2,836 73
Buffalo	820 74
Burnett	211 93
Calumet	1,822 35
Chippewa	2,142 93
Clark	1,184 55
Columbia	3,487 99
Crawford	722 25
Dane	8,322 78
Dodge	4,397 31
Door	853 03
Douglas	3,273 15
Dunn	1,367 81
Eau Claire	2,667 64
Florence	301 88
Fond du Lac	5,405 30
Forest	335 32
Grant	2,930 27
Green	3,024 51
Green Lake	1,519 44
Iowa	2,347 74
Iron	562 11
Jackson	718 77
Jefferson	3,616 18
Juneau	848 70
Kenosha	2,044 95
Kewaunee	1,173 58
La Crosse	4,402 70
Lafayette	2,042 67
Langlade	730 04
Lincoln	909 76
Manitowoc	3,791 10
Marathon	2,001 24
Marinette	1,911 76
Marquette	522 66
Milwaukee	45,617 43
Monroe	1,297 55
Oconto	902 93
Oneida	1,063 47
Outagamie	3,587 97
Ozaukee	1,880 07
Pepin	347 98
Pierce	1,383 96
Polk	809 36

"A"—Normal School Fund Income for 1901.

<i>Tax—Continued.</i>		
Portage	1,708 80
Price	406 22
Racine	5,414 10
Richland	1,160 13
Rock	6,288 42
St. Croix	1,858 76
Sauk	2,955 33
Sawyer	312 58
Shawano	1,014 22
Sheboygan	5,688 42
Taylor	531 97
Trempealeau	1,235 01
Vernon	1,404 33
Vilas	287 47
Walworth	4,993 36
Washburn	205 89
Washington	3,294 34
Waukesha	5,438 58
Waupaca	2,123 54
Waushara	829 29
Winnebago	5,891 79
Wood	983 51
		\$190,000 00
<i>Miscellaneous—</i>		
Interest on land certificates and loans	\$555 54
Interest on bank deposits	3,416 13
General Fund, interest on certificates of indebtedness	36,099 00
General Fund, balance of appropriation, Chap. 202, laws 1899	20,000 00
General Fund, teachers' institutes	5,796 39
Normal Fund, interest on deposits paid to Fund, Chap. 150, laws 1901	11,426 08
Interest on loan to Board of Normal School Regents	1,200 00
Interest on loans to State Historical Library Bldg. Fund	5,663 09
Thompson, A. E., regent	40 00
McDill, G. E., regent	76 85
Interest on Antigo city bonds	1,080 00
Interest on Ashland city bonds	1,100 00
Interest on Ashland county bonds	2,280 14
Interest on Beaver Dam city bonds	600 00
Interest on Chippewa Falls city bonds	375 00
Interest on Columbus city bonds	550 00
Interest on Durand city bonds	175 00
Interest on Eau Claire city bonds	500 00
Interest on Edgerton city bonds	400 00
Interest on Glenwood city bonds	540 00
Interest on Hudson city bonds	1,530 00
Interest on La Crosse city bonds	500 00
Interest on Madison city bonds	450 00
Interest on Madison city bonds	675 00
Interest on Manitowoc county bonds	2,800 00

"A"—Normal School Fund Income for 1901.

Miscellaneous—Continued.

Interest on Milwaukee city bonds ...	4,840 00
Interest on Oconomowoc city bonds..	380 00
Interest on Oshkosh city bonds	700 00
Interest on Dist. 8, Plymouth, bonds.	150 00
Interest on Portage county bonds ...	960 00
Interest on Richland Center city b'ds	100 00
Interest on Shawano city bonds	627 70
Interest on Stoughton city bonds	42 19
Interest on Vernon county bonds	1,000 00
Interest on No. 6, Wonewoc, Elroy, bonds	110 00
Interest on loan to Chippewa county.	581 60
Interest on loan to Door county	1,890 00
Interest on loan to Dunn county	1,125 00
Interest on loan to Eau Claire county	1,166 67
Interest on loan to Eau Claire county	2,269 26
Interest on loan to Fond du Lac Co.	600 00
Interest on loan to Jackson county ..	500 00
Interest on loan to Sawyer county ..	1,400 00
Interest on loan to Vilas county	918 75
Interest on loan to Washburn county	1,365 00
Interest on loan to Winnebago county	1,870 00
Interest on loan to city of Clinton- ville	96 00
Interest on loan to city of Cumber- land	147 50
Interest on loan to city of Grand Rap- ids	190 00
Interest on loan to city of Kewaunee	598 50
Interest on loan to city of Madison..	175 00
Interest on loan to city of Menomonie	1,440 00
Interest on loan to city of Mineral Pt.	240 00
Interest on loan to city of New Lon- don	500 00
Interest on loan to city of Phillips ..	200 00
Interest on loan to city of Prairie du Chien	400 00
Interest on loan to city of Shawano .	80 00
Interest on loan to city of Waupaca .	225 00
Interest on loan to board of educa- tion, city of Madison	1,275 00
Interest on loan to village of Bloomer	125 00
Interest on loan to village of Ham- mond	41 50
Interest on loan to village of White- fish Bay	165 00
Interest on loan to town of Cleveland	18 00
Interest on loan to town of Eagle Riv.	272 21
Interest on loan to town of Finley ..	49 00
Interest on loan to town of Florence.	105 00
Interest on loan to town of Minocqua	210 00
Interest on loan to town of Mosinee.	12 50
Interest on loan to town of Pelican..	67 20
Interest on loan to town of Richmond	187 50
Interest on loan to town of Reming- ton	120 00

"A"—Normal School Fund Income for 1901.

<i>Miscellaneous—Continued.</i>		
Interest on loan to town of Schoepke	42 00
Interest on loan to town of Seneca..	30 00
Interest on loan to town of Spooner.	70 00
Interest on loan to town of Withee..	10 00
Interest on loan to town of West Ke- waunee	315 00
Interest on loan to town of Wood ...	50 00
Interest on loan to school directors, town of Minocqua	105 00
Interest on loan to Light Horse Squad- ron	600 00
		\$318,586 30
DISBURSEMENTS.		
Treas. Board of Normal School Re- gents—transfer	\$313,472 45
Excess of interest refunded	13 39
Premium and accrued interest on Clin- ton city bonds	691 93
Premium and accrued interest on Mer- rill city bonds	4,408 53
		\$318,586 30

 "A"—*Drainage Fund for 1901.*

DRAINAGE FUND.

RECEIPTS.		
Sales of lands	\$50 00
Dues on certificates of sales	314 00
Interest on certificates of sales	62 45
Material sold	340 20
Lease	13 00
Indemnity Fund—Transfer ½	60 00
		\$839 65
DISBURSEMENTS.		
<i>Apportionment to counties—</i>		
Buffalo	\$3 43
Dane	53 27
Marquette	120 53
Waushara	3 15
Waupaca	115 70
Winnebago	20 30
		\$316 38

"A"—Delinquent Tax Fund for 1901.

DELINQUENT TAX FUND.

RECEIPTS.		
Taxes on state lands	\$683 91	\$683 91
DISBURSEMENTS.		
<i>Apportionment to counties—</i>		
Adams	\$39 85	
Ashland	2 95	
Bayfield	1 70	
Burnett	20 19	
Chippewa	9 16	
Clark	3 99	
Columbia	8 23	
Door	1 11	
Douglas	35 70	
Dunn	17 83	
Eau Claire	6 63	
Florence	17 46	
Forest	14 65	
Jackson	8 37	
Juneau	18 57	
Langade	112 34	
Lincoln	49 04	
Manitowoc	5 42	
Marquette	2 21	
Monroe	5 82	
Oconto	12 84	
Outagamie	3 77	
Polk	78 30	
Portage	62 80	
Price	8 10	
St. Croix	16 21	
Sawyer	15 16	
Shawano	59 76	
Taylor	4 69	
Vernon	9 24	
Washburn	27 28	
Waupaca	5 99	
Waushara	14 32	
		\$699 68

Miscellaneous Funds, 1901.

INDEMNITY FUND.

RECEIPTS.		
Sales	\$120 00 \$120 00
DISBURSEMENTS.		
Transfer of 50% to Normal School Fund	\$60 00
Transfer of 50% to Drainage Fund	60 00 \$120 00

DEPOSIT FUND.

RECEIPTS.		
Deposit—Holmes, J. B., Dec., 1900	\$14 53 \$14 53

ALLOTMENT FUND.

RECEIPTS.		
Charlton, W., acct. Jac. Lips, Co. F, 11th Wis. Vol. Inf.	\$40 00 \$40 00

WISCONSIN BOARD OF MEDICAL EXAMINERS.

RECEIPTS.		
Ludwig, H. M., secretary	\$863 31 \$863 31

Hunting License Fund, 1901.

HUNTING LICENSE FUND.

RECEIPTS.		
Adams	\$147 60
Ashland	826 10
Barron	1,155 60
Bayfield	815 40
Brown	846 60
Buffalo	4 50
Burnett	144 90
Calumet	197 80
Chippewa	1,348 20
Clark	953 10
Columbia	798 25
Crawford	234 00
Dane	1,126 80
Dodge	901 80
Door	414 00
Douglas	878 40
Dunn	447 30
Eau Claire	575 10
Florence	131 40
Fond du Lac	798 50
Forest	96 30
Gates	54 90
Grant	243 00
Green	463 50
Green Lake	331 20
Iowa	291 05
Iron	232 20
Jackson	380 05
Jefferson	887 15
Juneau	448 20
Kenosha	515 70
Kewaunee	210 18
La Crosse	720 00
Lafayette	121 25
Langlade	243 90
Lincoln	687 60
Manitowoc	465 30
Marathon	791 10
Marinette	926 15
Marquette	219 60
Milwaukee	1,945 80
Monroe	414 90
Oconto	445 50
Oneida	454 00
Outagamie	882 80
Ozaukee	192 60
Pepin	126 00
Pierce	166 50
Polk	434 70
Portage	424 24

Hunting License Fund, 1901.

Price	407 70
Racine	732 60
Richland	240 80
Rock	702 90
St. Croix	225 90
Sauk	788 40
Sawyer	122 40
Shawano	384 40
Sheboygan	556 33
Taylor	486 00
Trempealeau	260 10
Vernon	226 80
Vilas	464 40
Walworth	450 00
Washburn	324 00
Washington	254 70
Waukesha	680 40
Waupaca	730 00
Waushara	368 65
Winnebago	922 25
Wood	698 40
Total		\$36,587 85
Frœhlich, Wm. H., non resident licenses	\$3,735 55
Frœhlich, Wm. H., deer licenses.....	200 00
Game Wardens, confiscated fish and game	528 48
Total		\$41,051 88
DISBURSEMENTS.		
<i>Fish and Game Warden—</i>		
Abel, John J., per diem and expenses	\$1,303 40
Bissinger, F. M., per diem and ex- penses	1,257 59
Brown, T. W., per diem and expenses	1,374 90
Bowman, H. A., per diem and expenses	1,702 31
Beach, W. J., per diem and expenses	1,219 70
Blackader, James, per diem and ex- penses	338 20
Carpenter, M. F., per diem and ex- penses	2,072 89
Coon, C. A., per diem and expenses..	1,805 48
Derthick, W. G., per diem and ex- penses	804 99
Davis, C. H., per diem and expenses..	1,151 03
Elliott, Joseph, per diem and expenses	388 13
Fisher, S. D., per diem and expenses..	278 57
Gould, Geo. W., per diem and expenses	675 50
Gillette, T. R., per diem and expenses	26 82
Hill, J. B., per diem and expenses....	28 25
Jaeger, Chas., per diem and expenses	1,052 82

Hunting License Fund, 1901.

<i>Fish and Game Wardens—Continued.</i>		
Klofanda, A. J., per diem and expenses	1,109 44
Kleinsteiber, C. L., per diem and expenses	1,242 97
Knudson, Kittle, per diem and expenses	37 75
Lavell, A. A., per diem and expenses..	1,127 55
Mills, H. B., per diem and expenses..	1,365 43
Mason, R. G., per diem and expenses	970 82
Miller, G. L., per diem and expenses..	65 55
Nelson, Chas. D., per diem and expenses	530 09
Newbecker, Chas., per diem and expenses	12 50
Palmer, Carl, per diem and expenses.	1,011 87
Pfeifer, Gus, per diem and expenses..	1,353 08
Roberts, Frank, per diem and expenses	784 03
Roeth, Val., per diem and expenses...	22 50
Scott, J. L., per diem and expenses...	705 58
Sargent, Jas., per diem and expenses.	1,065 68
Stone, J. W., per diem and expenses..	1,897 97
Stamp, Robt., per diem and expenses.	540 44
Shultz, Henry C., per diem and expenses	37 55
Tracy, E. L., per diem and expenses..	1,607 27
Underhill, Ervin, per diem and expenses	857 08
Wait, J. H., per diem and expenses..	979 94
Zitler, F. T., per diem and expenses..	571 30
Zinn, Auust, per diem and expenses..	318 50
Total		\$33,695 47

Oil Inspection Fund, 1901.

OIL INSPECTION FUND.

RECEIPTS.		
Brewer, Chas. F.	\$103 70
Bartz, W. C.	54 90
Boyd, W. H.	95 30
Breed, A. K.	19 30
Brown, S. C.	28 56
Breen, D.	44 00
Beattie, S. F.	2 80
Brown, G. W.	5 80
Curran, J. W.	395 50
Church, A. P.	45 00
Christianson, M.	37 92
Clarke, H. C.	12 20
De Garmo, J.	55 30
Diffor, J.	96 30
Dunsmore, R.	89 80
Doern, C. H.	49 40
Douglas, R. M.	32 50
Francis, C. J.	17 80
Ferris, Geo. H.	109 80
Graham, C. L.	39 10
Gernon, S. E.	68 30
Gibbs, A.	28 50
Groetzinger, N.	29 70
Gruber, N.	15 80
Hanson, F.	32 90
Hart, M. J.	101 10
Heimann, E.	51 20
Hoppert, C. H.	118 50
Howieson, W. H.	41 10
Hughes, H. J.	36 60
Husting, M. R.	74 40
Jackson, J. A.	60 70
Johnson, C. W.	43 30
Kuth, F. W.	608 80
Lindeman, F.	46 00
Leonard, J. H.	138 50
Lee, S. S.	46 60
McGlachlin, T. L.	39 30
McGee, J.	354 30
McGovern, J.	13 20
McMurtrey, L.	12 20
Mitchell, J. C.	78 00
Mundy, Thos. R.	38 00
Mohr, Chas.	55 30
Meyar, J. C.	28 30
Miller, J. A.	10
Nethercut, J. E.	38 70
Neustrom, C. L.	26 70
Onmudson, J.	28 10

Oil Inspection Fund, 1901.

Peterson, E. A.	56 00
Reible, C.	24 70
Raymond, B. F.	55 70
Smith, E. G.	62 90
Stupfell, J. B.	4 50
Stehl, C. E.	58 60
Stimers, C. S.	24 40
Stewart, C. W.	40 10
Schur, J. W.	12 60
Seib, J. L.	51 40
Tanner, K. W.	59 40
Thompson, Geo. P.	24 50
Taylor T. H.	13 10
Vaughan, O. P.	12 20
Watson, G. W.	40 70
Wells, C. J.	65 20
Weil, H. A.	78 50
Wertheimer, H.	65 50
Whitney, A. A.	60 70
Williams, G. W.	64 90
Whitney, G. K.	24 50
Wightman, W. L.	27 70
Wood, C. H.	25 00
		\$4,541 98
DISBURSEMENTS.		
Brewer, C. F., inspection fee.....	\$82 96
Bartz, W. C., inspection fee.....	43 92
Breed, A. K., inspection fee.....	15 44
Boyd, W. H., inspection fee.....	76 24
Breen, D., inspection fee.....	35 20
Beattie, S. F., inspection fee.....	2 24
Brown, C. S., inspection fee.....	22 82
Brown, G. W., inspection fee.....	4 64
Curran, J. W., inspection fee.....	248 80
Church, A. P., inspection fee.....	36 00
Christianson, M., inspection fee.....	30 33
Clark, C. H., inspection fee.....	9 76
Cooper, G. F., mdse. and fees.....	71 44
Conrad, H. B., mdse.	5 00
De Garmo, J., inspection fee.....	44 24
Doern, C. H., inspection fee.....	39 52
Dinsmore, R., inspection fee.....	71 84
Douglas, R. M., inspection fee.....	26 00
Diffor, J., inspection fee.....	77 04
Ferris, Geo. H., inspection fee.....	87 84
Francis, C. J., inspection fee.....	14 24
Fitzgibbon, mdse.	5 00
Gibbs, A., inspection fee.....	22 80
Gruber, N., inspection fee.....	12 64
Gernon, S. E., mdse. and fees.....	59 64
Graham, C. L., mdse. and fees.....	36 28
Groetzinger, N., inspection fee.....	23 76
Hanson, F., inspection fee.....	26 32

Oil Inspection Fund, 1901.

Hughes, H. J., inspection fee	29 28
Husting, M. R., inspection fee.....	59 52
Hoppert, C. H., inspection fee.....	94 80
Howicson, W. H., inspection fee.....	32 88
Heimann, E., inspection fee	40 96
Hart, M. J., inspection fee.....	80 88
Hine, O. L., mdse.	5 00
Jackson, J. A., inspection fee.....	48 56
Johnson, C. W., inspection fee.....	34 64
Kuth, F. W., salary	200 00
Lindeman, F., inspection fee	36 80
Lee, S. S., inspection fee	37 28
Leonard, J. H., inspection fee.....	110 80
Mills, E. E., salary and expenses.....	527 77
Miller, J. A., inspection fee.....	08
Mundy, T. R., inspection fee	30 40
Meyers, J. C., inspection fee.....	22 64
Mohr, C., inspection fee	44 24
McMurtrey, L., inspection fee	9 76
McGlachlin, T. L., inspection fee.....	31 44
McGee, J., inspection fee	122 98
McGovern, J., inspection fee.....	10 56
Mitchell, J. C., mdse.	67 40
Newstrom, C. L., inspection fee.....	21 36
Nethercut, J. E., inspection fee.....	30 96
Omundson, J., inspection fee	22 48
Peterson, E. A., inspection fee.....	44 80
Raymond, B. F., inspection fee.....	44 56
Reible, H. C., inspection fee.....	19 76
Smith, R. P., mdse.	5 00
Stupfell, J. B., inspection fee.....	3 60
Smith, E. G., inspection fee.....	30 72
Seib, J. L., mdse.	46 12
Stewart, C. W., mdse.	32 08
Stimers, C. S., mdse.	19 52
Stehl, C. E., mdse.	46 88
Swinyer, W. W., mdse.	10 25
Schur, J. W., inspection fee.....	10 08
Tanner, K. W., inspection fee.....	47 52
Taylor, T. H., inspection fee.....	10 48
Thompson, G. P., inspection fee.....	19 60
Tagliabue, C., mdse.	35 00
Vaughn, O. P., inspection fee.....	9 76
Watson, G. W., inspection fee.....	32 56
Wertheimer, H., inspection fee.....	52 40
Wells, C. J., inspection fee.....	52 16
Whitney, A. A., inspection fee.....	48 56
Williams, G. W., inspection fee.....	51 92
Whitney, G. K., mdse. and fees.....	24 60
Wightman, W. L., mdse. and fees.....	27 16
Weil, H. A., inspection fee.....	9 84
Wood, C. H., mdse. and fees.....	25 00
General Fund, transfer of balance.....	796 63
		\$4,541 98

"A"—General Fund Receipts for 1902.

APPENDIX "A."

DETAILED STATEMENT

OF THE

Receipts and Disbursements of the Several Funds

For the Fiscal Term Ending June 30, 1902.

GENERAL FUND RECEIPTS.

Counties.	Suit tax.	Special Charges and Tax.
Adams	\$18 00	\$1,837 32
Ashland	184 00	6,232 11
Barron	71 00	6,414 27
Bayfield	125 00	5,390 30
Brown	99 00	9,016 14
Buffalo	15 00	4,973 81
Burnett	15 00	2,515 90
Calumet	16 00	5,970 51
Chippewa	84 00	5,140 63
Clark	118 00	6,046 25
Columbia	76 00	7,226 24
Crawford	50 00	3,892 22
Dane	212 00	20,265 19
Dodge	55 00	13,690 94
Door	35 00	4,929 33
Douglas	197 00	13,335 04
Dunn	31 00	4,813 02
Eau Claire	156 00	10,627 58
Florence	25 00	1,136 70
Fond du Lac	85 00	12,714 47
Foest	4 00	1,018 06
Gates	7 00	533 70
Grant	71 00	8,126 87
Green	57 00	6,961 67
Green Lake	26 00	5,954 54
Iowa	57 00	4,001 65

"A"—General Fund Receipts for 1902.

Iron	97 00	3,166 49
Jackson	58 00	5,630 43
Jefferson	16 00	9,760 44
Juneau	33 00	8,122 47
Kenosha	29 00	8,894 19
Kewaunee	50 00	5,421 40
La Crosse	132 00	11,697 96
Lafayette	27 00	8,044 54
Langlade	82 00	3,194 77
Lincoln ..	120 00	5,061 21
Manitowoc	37 00	10,277 82
Marathon	116 00	6,237 50
Marinette	98 00	7,728 41
Marquette	26 00	3,274 94
Milwaukee	934 00	88,063 13
Monroe	54 00	7,504 45
Oconto	71 00	8,068 29
Oneida	81 00	3,009 30
Outagamie	131 00	11,085 23
Ozaukee	26 00	7,170 26
Pepin	12 00	2,701 48
Pierce	60 00	7,108 94
Polk	46 00	5,601 03
Portage	85 00	10,435 11
Price	65 00	3,435 62
Racine	105 00	10,942 25
Richland	63 00	3,211 89
Rock	192 00	15,556 31
St. Croix	72 00	5,373 09
Sauk	100 00	6,353 67
Sawyer	16 00	1,336 85
Shawano	85 00	4,447 68
Sheboygan	75 00	13,764 83
Taylor	60 00	4,121 91
Trempealeau	55 00	3,466 53
Vernon	60 00	5,150 14
Vilas	44 00	1,255 53
Walworth	89 00	10,010 40
Washburn	34 00	1,319 77
Washington	33 00	6,670 91
Waukesha	54 00	17,118 55
Waupaca	108 00	9,517 25
Waushara	41 00	4,126 41
Winnebago	162 00	14,748 40
Wood	48 00	6,208 28
Total	\$5,871 00	\$568,160 52

"A"—General Fund Receipts for 1902.

LICENSE TAX.		
<i>Railroad Companies—</i>		
Abbotsford & Northeastern R. R. Co..	\$47 01
Ahnapee & Western	170 00
Bayfield Transfer Ry. Co.	49 30
Big Falls Ry. Co.	105 00
Brown & Robbins R. R. Co.—1898, \$50.00; 1899, \$80.00	130 00
Chicago, Burlington & Quincy R. R. Co.	32,166 25
Chicago, Lake Shore & Eastern Ry. Co.	1,500 55
Chicago, Harvard & Lake Geneva Ry. Co.	13 75
Chicago & Lake Superior Ry. Co.	7 50
Chicago, Milwaukee & St. Paul Ry. Co.	270,723 41
Chicago & Northwestern Ry.	282,432 50
Chicago, St. Paul, Minneapolis & Omaha Ry.	87,174 59
Chippewa River & Menomonie Ry. Co.	185 00
Davis, J. R., Lumber Co.	85 00
Drummond & Southwestern Ry. Co. ...	108 60
Duluth, South Shore & Atlantic Ry. Co.	5,447 18
Duluth, Superior & Western Term. Co.	12,011 23
Dunbar & Wausaukee Ry. Co.	116 26
Eastern Ry. Co. of Minnesota	15,139 07
Fairchild & Northeastern Ry. Co.	165 00
Green Bay & Western Ry. Co.	7,843 91
Hawthorn, Nebagamain & Superior Ry.	355 57
Hazelhurst & Southeastern Ry.	85 00
Holmes, Wm., & Son, Ry.	210 00
Illinois Central R. R. Co.	456 55
Iola & Northern R. R. C.	23 50
Kewaunee, Green Bay & Western R. R.	1,240 91
Lake Superior Term. & Transfer Ry.	78 50
Marinette, Tomahawk & Western Ry.	231 00
Mattoon Ry. Co.	146 80
Minneapolis, St. Paul & Ashland Ry..	113 75
Minneapolis, St. Paul & Sault Ste. Marie Ry.	31,324 72
Northwestern Coal Ry. Co.	419 39
Northern Pacific Ry. Co.	11,051 71
Oshkosh Transportation Co.	150 62
Robbins R. R. Co., for 1901 and 1902..	260 00
West Range R. R. Co.	35 00
Whitcomb & Morris Ry. Co.	30 00
Winona Bridge Ry. Co.	111 27
Wisconsin & Michigan Ry., for 1901..	667 21
Wisconsin Western R. R.	128 25
Wisconsin Central Ry. Co.	95,113 69
		\$857,854 55
<i>Freight Line Companies—</i>		
Armour Car Lines—1901	\$517 84
Burton Stock Car Co.—1901	34
Canada Cattle Car Co.—1901	280 87
Swift Refrigerator Transportation Co.	423 03
		\$1,222 08

"A"—General Fund Receipts for 1902.

<i>Street Railway and Electric Light Companies—</i>		
Ashland county	\$85 50
Chippewa county	8 80
Dane county	123 47
Jurua county	51 43
Lincoln county	19 80
Marquette county	60 04
Marquette county	7 64
Milwaukee county	8,754 80
Outagamie county	105 58
Racine county	290 23
Rock county	42 27
Sheboygan county	134 15
Waukesha county	104 63
Waupaca county	28 46
Winnebago county	212 27
		\$10,029 07
<i>Telegraph Companies—</i>		
Chicago, Milwaukee & Lake Superior Telegraph Co.	\$609 45
Western Union Telegraph Co.	11,112 35
		\$11,721 80
<i>Telephone Companies—</i>		
Almond Telephone Co.	\$15 38
American Telephone & Telegraph Co. of Wisconsin	39 33
Amery Telephone Co.	22 36
Amaton & Preston Telephone Co.	2 30
Antigo Telephone Co.	75 67
Arcadia Telephone Co.	85 75
Badger State Long Distance Telephone Co.	153 07
Badger State Telephone & Telegraph Co.	47 75
Badger Telephone Co.	3 38
Baldwin Telephone Co.	6 97
Barneveld & Hollandale Telephone Co.	13 41
Barron County Telephone Co.	106 29
Baraboo Telephone Co.	128 08
Basswood & Eagle Corner Telephone Co.	2 14
Bear Valley Telephone Co.	23
Beloit Telephone Co.	147 58
Calumet Telephone Co.	3 56
Central Wisconsin Telephone Co.	22 91
Chippewa Valley Telephone Co.	14 17
Citizens Telephone Co.	206 54
Clinton Telephone Co.	50 01
Crawford County Telephone Co.	64 71
Cumberland Telephone Co.	24 32
Dane County Telephone Co.	630 87
Dodgeville & Northern Telephone Co.	14
Douglas County Telephone Co.	248 03
Durand Light & Power Co.	31 96
Eastern Wisconsin Telephone Co.	65 43

"A"—General Fund Receipts for 1902.

<i>Telephone Companies—Continued.</i>		
East Valley Telephone Co.	4	84
Elroy Valley Telephone Co.	36	70
Eureka Telephone Co.	6	48
Evansville Telephone Exchange	57	30
Farmers' Co-operative Telephone Co..		35
Farmers' Telephone Co.	4	56
Farmers' Union Telephone Co.		26
Farmers' Telephone & Construction Co.	10	72
Fennimore Mutual Telephone Co.	6	20
Fox River Valley Telephone Co.	6	26
Freistadt & Cedarburg Telephone Co..		65
Grant Co. Telegraph & Telephone Co..	42	04
Grant County Telephone Co.		62
Inter-State Telephone Co.	1	96
Interurban Telephone Co.	11	71
Iowa County Telephone Co.	2	94
Ithaca Telephone Co.	2	66
Jefferson County Telephone Co.	55	21
Lake Mills Telephone Co.	19	47
La Crosse & Southeastern Telephone Co.	62	82
La Crosse Telephone Co.	315	01
Leathem & Smith Telephone Co.	4	50
Lime Ridge Telephone Co.		90
Little Wolf River Telephone Co.	437	78
Livingston & Platteville Telephone Co.		06
Lomira Telephone Co.	8	10
Lodi Telephone Exchange	26	57
Manitowoc & Western Telephone Co..	28	89
Marathon County Telephone Co.	41	09
Marion Telephone Co.	4	29
Marshfield Telephone Co.	65	87
Mazomanie Telephone Co.	11	25
Merrill Telephone Co.	121	16
Michigan Telephone Co.	1	26
Milton and Milton Junction Telephone Co.	17	12
Mineral Point Telephone Co.	51	42
Monroe Telephone Co.	191	29
Mourou County Telephone Co.	87	40
Muscoda and Oak Grove Telephone Co.		26
Northwestern Telephone Co.		51
Northwestern Telephone & Electric Co.	10	65
Northwestern Telephone Exchange Co.	168	84
Osseo Telephone Co.	22	36
Pepin County Telephone Co.	6	63
Pine Bluff Central Telephone Co.....	1	69
Peoples' Telephone Co.	4	90
Peoples' Telephone Co.	5	09
Peoples' Telephone Co.	442	63
Phcenix Telephone Exchange	36	45
Plymouth Telephone Exchange	19	80
Pierce County Telephone Co.	81	77

“A”—General Fund Receipts for 1902.

<i>Telephone Companies—Continued.</i>		
Platteville, Rewey and Ellenboro Telephone Co.	76
Portage Telephone Co.	71 57
Prairie River Telephone Co.	62
Price County Telephone Co.	35 10
Reedsburg Telephone Co.	47 27
Rewey and Mineral Point Telephone Co.	53
Richmond Farmers' Telephone Co. ...	45
Ripon Telephone Co.	30 37
River Telephone Co.	5 95
Rock County Farmers' Telephone Co.	7 70
Rock County Telephone Co.	282 34
Rudd and Rood Telephone Co.	2 70
St. Croix Valley Telephone Co.	66 18
Sharon Telephone Co.	27 48
Sheboygan County Telephone Co. ...	272 30
Spring Green and Wyoming Telephone Co.	40
St. Peter and Johnsberry Telephone Co.	1 41
State Long Distance Telephone Co. ..	6 57
Telephone Toll Line Co.	18 54
Tomah Telephone Exchange	40 37
Trempealeau and Buffalo County Telephone Co.	3 55
Troy and Honey Creek Telephone Co.	63 00
Union Telephone Co.	97 83
Union Telephone Co.	242 75
Union Telephone Co.	12 37
Union Telephone Co.	20 20
Viroqua Telephone Co.	70 41
Walworth County Telephone Co.	83 00
Walworth Telephone Exchange Co. ...	4 05
Wausau Telephone Co.	197 45
Waushara Telephone Co.	80 46
West Salem Telephone Co.	19 35
Westford Telephone Co.	1 72
Wolf River Telephone Co.	45 35
Wood County Telephone Co.	89 00
Wisconsin Telephone Co., bal. for 1900	896 02
Wisconsin Telephone Co., fee for 1902	24,163 70
		\$31,770 45
<i>Loan and Trust Companies—</i>		
Citizens Trust Co.	\$404 62
Milwaukee Trust Co.	650 95
Northwestern Loan & Trust Co.	393 14
Savings Loan & Trust Co.	608 72
Wisconsin Fidelity Trust & Safe Deposit Co.	300 00
		\$2,357 43

"A"—General Fund Receipts for 1902.

<i>Boom and Improvement Companies—</i>		
Keshena Improvement Co.	\$118 27
Nemadji Boom Co.	263 28
Merrill Boom Co.	240 89
Pelican Boom Co.	51 06
Poplar River Dam & Boom Co.	21 00
Wolf River Boom Co.	84 95
		\$779 45
<i>Plank Road Companies—</i>		
Sheboygan & Fond du Lac Plank Road Co.	\$25 82
Sheboygan & Fond du Lac Plank Road Co.	7 56
		\$33 38
<i>Legacy Tax—</i>		
Dane county	\$471 33
Dodge county	190 83
Dunn county	91 88
Grant county	90 85
Green county	205 39
Fond du Lac county	151 87
Jefferson county	3,378 50
Juneau county	268 65
Kenosha county	230 54
La Crosse county	36 69
Lincoln county	85 80
Marathon county	88 63
Marinette county	414 01
Milwaukee county	2,666 48
Oneida county	137 61
Racine county	3,818 22
Rock county	1,036 50
Sauk county	1,368 50
Walworth county	92 81
Waukesha county	2,086 49
Winnebago county	13,002 58
		\$29,914 16
<i>Vessel Tonnage Tax—</i>		
Ashland county	\$7 03
Bayfield county	7 55
Brown county	91 26
Columbia county	1 05
Door county	145 02
Kewaunee county	3 54
La Crosse county	5 13
Manitowoc county	32 50
Marinette county	17 88
Milwaukee county	696 41
Outagamie county	48
Ozaukee county	3 09
Pierce county	4 32
Racine county	2 40
St. Croix county	90
Sheboygan county	80 19
Waushara county	3 99
Winnebago county	2 52
		\$1,105 26

 "A"—General Fund Receipts for 1902.

Insurance Companies—

Fire:

American, Newark	\$1,799 30
Atlas Assurance	384 19
American Central	806 05
Allemania	149 62
Agricultural	637 40
Aachen & Munich	516 56
Aetna	2,249 76
American, Mass.	157 31
Assurance of America	198 54
Armenia	40 52
American, Philadelphia	800 04
Buffalo German	339 92
Buffalo Commercial Ins. Co.	123 35
British American	170 35
Boston	540 20
British American Assurance	1,375 10
Baloise	391 64
British & Foreign Marine Co.	113 18
Capital	163 33
Central Manufacturers' Mutual Fire	84 66
Citizens, Mo.	680 64
Concordia	2,788 12
Commercial Union	3,005 82
Continental	1,714 30
Commonwealth	138 08
Commerce	100 11
Cologne, Reinsurance	363 57
Caledonia, Scotland	404 68
Caledonia, America	23 01
Colonial	234 13
Connecticut	1,384 20
Camden	41 60
Detroit Fire & Marine	365 12
Delaware	358 11
Duchess	120 00
Dubuque Fire	267 66
Equitable Fire & Marine	504 83
Empire City	82 55
Franklin Fire	253 15
Fireman's, N. J.	341 63
Firemen's, York	323 37
Fire Association of Philadelphia	2,421 85
Fireman's Fund	966 90
Fire Insurance Co., County of Philadelphia	306 20
Farmers & Merchants, Neb.	122 74
Firemen's, Baltimore	170 65
Frankfurth, An.	18 40
Greenwich	804 05
Germantown Farmers' Mutual Fire	678 48
German, Freeport	1,850 28
German, Indiana	246 33
German Fire of Peoria	411 38
German American	1,617 32

"A"—General Fund Receipts for 1902.

<i>Insurance Companies—</i>		
<i>Fire—Continued.</i>		
German Alliance	498 67	
Girard Fire & Marine	346 00	
German, Pa.	221 00	
Glenn Falls	398 07	
General Marine	32 08	
Globe & Rutgers	38 58	
Germania Fire	891 68	
Helvetia, Swiss	361 08	
Hartford	4,997 25	
Home	3,456 64	
Herman Farmers' Insurance Co. . .	459 15	
Hamburg-Bremen	836 05	
Home, Cal.	163 40	
Hanover	1,639 50	
Home Fire & Marine	301 88	
Indianapolis	183 87	
Indemnity Mutual Marine	38 16	
Insurance Co. of State of Illinois . .	678 30	
Indemnity	108 82	
Insurance Co. of North America . .	2,357 83	
Imperial	369 62	
Kings County Fire	57 77	
Lancashire	243 00	
Liverpool, London & Globe	131 50	
Lumbermen's	259 15	
London & Lancashire	1,065 96	
Lion	244 82	
Lafayette	243 40	
Liverpool, London & Globe, England .	1,665 79	
Law Union & Crown	127 29	
London Assurance	707 24	
Milwaukee Fire	1,022 38	
Millers National Insurance Co.	750 63	
Michigan Fire & Marine	541 05	
Millers' Mutual	54 82	
Milwaukee Mechanics	4,466 51	
Merchants, Newark	234 55	
Mercantile Fire & Marine	106 39	
Manchester	888 54	
Marine	20 35	
Mechanics, Pa.	366 85	
Moscow	350 85	
Michigan Millers	175 82	
Mannheim	172 19	
North German	111 77	
Netherlands	159 00	
Norwich Union	1,000 95	
North River	111 89	
National Union	113 25	
New Hampshire	1,111 93	
Nassau	38 25	
Newark Fire	197 23	
Northern Insurance Co.	20 78	
Northwestern National	3,420 48	

"A"—General Fund Receipts for 1902.

<i>Insurance Companies—</i>		
Fire—Continued.		
National Fire	2,034	93
Northern Assurance	1,287	72
National Standard	171	62
North British & Mercantile	1,759	54
National Assurance	559	41
New York	225	68
Niagara	1,058	36
North British & Mercantile	10	52
North German Fire	40	00
Orient	670	08
Pelican	119	65
Palatine	705	82
Pennsylvania	1,046	04
Phoenix of Hartford	2,123	40
Prussian National	596	07
Phoenix Assurance	1,405	50
Pittsburgh	55	18
Phenix, N. Y.	5,893	02
Providence, Washington	939	39
Queen Insurance Co.	1,496	47
Royal	1,965	82
Reliance	289	34
Royal Exchange	451	28
Reading	633	15
Rochester German	727	14
St. Paul Fire & Marine	1,254	06
Sun Insurance Office	595	07
Spring Garden Insurance Co.	485	84
Security	1,357	63
Scottish Union	757	99
Salamandra	560	08
State	78	53
Skandia	471	24
Svea	505	90
Springfield Fire & Marine	1,760	70
Teutonia, La.	162	44
Traders, Ill.	1,178	30
Thuringia	576	80
United American	265	35
Union Marine	127	36
Union Insurance Co.	160	78
United States	227	44
United Firemen's	330	78
Union Assurance	457	15
Victoria	22	40
Western Underwriters	720	18
Westchester Fire	1,515	66
Western Assurance	2,429	39
Williamsburg City	498	15
		\$115,474 64
Life:		
Aetna	\$229	99
Equitable	3,675	53
Germania Life	96	57

"A"—General Fund Receipts for 1902.

<i>Insurance Companies—</i>		
<i>Life—Continued.</i>		
Fidelity Mutual	912 88
Home Life	127 31
Michigan Mutual	943 83
Massachusetts Mutual	516 33
Manhattan	308 64
Metropolitan	2,280 13
New York Life	8,898 10
National Life & Trust	715 90
New York Mutual	6,462 02
National Life, U. S. A.	321 65
New England Mutual	492 16
Northwestern Mutual Life	253,171 01
Northwestern Life & Savings	1,294 29
National Life	2,934 50
Provident Savings Life	66 62
Penn Mutual Life	3,101 37
Standard Life & Accident	1,584 77
Security Mutual Life	26 75
Union Central	2,858 75
U. S. Life	23 18
Washington Life	486 25
		\$291,528 53
<i>Accident, Surety, etc.:</i>		
American Bonding & Trust Co.	\$90 40
American Credit & Indemnity Co. ..	343 40
Aetna	73 19
American Surety	147 15
Bankers' Mutual Casualty Co.	21 65
Bankers' Surety	1 00
Central Accident	139 12
Continental Casualty	564 44
City Trust & Safe Deposit	21 39
Employers' Liability	685 49
Fidelity & Casualty	2,030 43
Fidelity & Deposit Co.	477 15
Frankfurth Marine	592 02
Guarantee Co. of North America ...	10 54
General Accident Assurance	113 91
Hartford Steam Boiler & Inspection Co.	480 55
London Guarantee & Accident	1,163 86
Lloyd's Plate Glass	124 88
Metropolitan Plate Glass	70 55
Maryland Casualty	583 85
New York Plate Glass	141 99
New Jersey Plate Glass	49 96
New Amsterdam Casualty	40 85
North American Accident	184 44
National Surety	150 58
Ocean Accident	405 96
Pacific Surety	26 61
Pacific Mutual Life, Accident Dept.	359 65
Preferred Accident	373 30

"A"—General Fund Receipts for 1902.

<i>Insurance Companies—</i>		
Accident, Surety, etc.—Continued.		
Travelers	1,863 61
U. S. Fidelity & Guarantee	321 58
United States Casualty	230 04
Union Casualty & Surety	280 26
U. S. Health & Accident	55 18
		\$12,218 98
CHARITABLE AND PENAL INSTITUTIONS.		
State Hospital for Insane	\$8,378 83
Northern Hospital for Insane	3,834 35
Wisconsin Home for Feeble-Minded....	1,352 91
Wisconsin School for Blind	894 75
Wisconsin School for Deaf	1,136 60
State Public School	509 60
Wisconsin Industrial School for Boys ..	483 19
Wisconsin State Reformatory	15,398 72
Wisconsin State Prison	45,937 45
		\$77,926 40
SUNDRY SOURCES.		
United States by Governor—care of in- maies Veterans' Home	\$28,293 13
Governor—commissioner of deeds	40 00
Secretary of State—notarial fees	2,644 13
Secretary of State—corporation fees ...	44,659 45
Secretary of State—miscellaneous fees .	1,111 37
Secretary of State—employment agents' licenses	600 00
State Treasurer—assessment for pub. bank reports	144 20
State Treasurer—fees for certified copies	25 21
State Superintendent—sale of dictiona- ries, etc.	1,758 00
Insurance Commissioner—fees	48,281 40
Bank Examiner—examination, etc., fees	5,070 00
Supt. of Public Property—sale of books, etc.	669 35
Land Office—fees	622 80
Hawkers and peddlers—licenses	14,684 58
Birge, E. A., geological survey bulletins, sale of	33 88
Free Library Commission	1,393 00
State park land sales	3,839 00
Penalty and advertising	27 55
Patent fees	80 50
Trespass expense	529 73
Land sales	1,495 00
Penalty income	1 02
		\$156,003 30

"A"—General Fund Receipts for 1902.

MISCELLANEOUS.		
Interest on General Fund deposits in banks	\$10,096 26
Armitage estate, B. Caswell and J. O. Davidson	17 66
Kidd, E. I., refund unused mileage, Davidson	32 12
Berryman, J. R., duplicate books sold—Law Library	5 00
Berryman, J. R., refund on freight on books for Law Library	81
Tibbits & Courtenay—error in warrant—Labor Bureau	50
Schwaab Stamp & Seal Co., error in warrant—Labor Bureau	4 35
Johnston, P., refund—Land department.	20 16
Baker, H. D., refund—Inter-State park	25 20
Cole, C. F., refund—Inter-State park ..	13 45
Pan-American Exposition, refund unexpended balance	5,169 73
Normal School Fund—transfer	95 00
Henry, W. A., nursery inspection, Chap. 180, laws 1899	137 91
Oil Inspection Fund—balance June 30, 1902	6,381 96
Tax Commission, refund on comptometer	16 50
Wisconsin National Guard, insurance ..	435 00
Wisconsin National Guard, lost property fund	717 55
		\$23,169 16
Total General Fund receipts		\$2,197,140 16

"A"—General Fund Disbursements for 1902.

GENERAL FUND DISBURSEMENTS.

<i>Executive Department—</i>		
La Follette, R. M., gov., salary	\$3,750 00
Stone, Jesse, lieut.-gov., salary	666 00
Murphy, J. C., private and military sec., salary	2,100 00
Murphy, J. C., governor's contingent fund	150 00
Rogers, A., executive clerk	1,350 00
Gurnee, P. D., messenger	675 00
Nelson, J., stenographer	720 91
Hooker, services and expenses	88 46
Democrat Printing Co., printing	12 98
Evening Wisconsin Co., printing	25 75
State Journal Printing Co., printing ..	17 40
Madison post office, postage, etc.	198 00
Dane County Telephone Co., messages and rental	40 50
Wis. Telephone Co., messages, etc. ...	319 05
Postal Telegraph Cable Co., telegrams	6 75
Western Union Teleg. Co., telegrams	43 45
American Express Co., expressage ...	8 76
United States Express Co., expressage	3 37
		\$10,176 38
<i>State Department—</i>		
Froehlich, Wm. H., sec. of state, salary	\$3,750 00
Froehlich, Wm. H., sec. of state, copy- right fee	2 00
Schmidt, H. P., asst. sec. of state, salary	1,500 00
Hotschick, G. M., chief clerk, salary...	1,350 00
Kuechle, E., bookkeeper, salary	1,350 00
Herbeck, H. J., bookkeeper, salary ...	1,200 00
Read, G. S., bookkeeper, salary	975 00
Meggett, A. A., printing clerk, salary	1,200 00
Froehlich, J., asst. prtg. clerk, salary	750 00
Hartman, E., filing clerk, salary	1,050 00
Betts, W. J., incorporate clerk	1,050 00
McNeil, G. H., notarial clerk, salary..	975 00
Belland, A., registration clerk, salary	900 00
Keyes, M. C., recording clerk, salary..	900 00
Houghton, K., warrant clerk, salary..	900 00
Bullwinkel, statistical clerk, salary ..	900 00
Fethers, M. D., clerk, salary	900 00
Smith, D. K., clerk, salary	900 00
Le Count, F., clerk, salary	900 00
Bugbee, Van H., clerk, salary	900 00
Fagg, P., clerk, salary	900 00
Lorigan, J., clerk, salary	900 00
Otto, M. M., stenographer, salary	675 00
Berryman, compiling, etc., election laws	100 00

"A"—General Fund Disbursements for 1902.

<i>State Department—Continued.</i>		
McPherson, P. B., drayage	4 00
Thomas, P., drayage	2 50
C. & N. W. Ry., freight	136 40
C., M. & St. P. Ry., freight	32 84
Democrat Printing Co., printing	1,347 37
State Journal Printing Co., printing..	38 70
Madison post office, postage, etc.	777 00
Dane County Telephone Co., rental ..	18 00
Wisconsin Telephone Co., messages ..	123 81
Postal Telegraph Cable Co., telegrams	1 20
Western Union Teleg. Co., telegrams	11 77
American Express Co., expressage	212 17
United States Express Co., expressage	223 35
		\$27,856 11
<i>Treasury Department—</i>		
Davidson, J. O., treas., salary	\$3,750 00
Davidson, J. O., treas., exchange and exp.	56 90
Bergh, M. C., asst. treas., salary	1,000 00
Purtell, T. M., asst. treas. and book- keeper, salary	1,400 00
Herried, T., bookkeeper, salary	1,350 00
Celichowski, W., bookkeeper, salary ..	450 00
Nelson, J. M., corresponding clerk, sal.	1,200 00
Smethurst, J., deposit clerk, salary..	1,050 00
Gunderson, O. S., mailing clerk, salary	900 00
Rawlinson, C. H., commercial clerk, salary	700 00
Pollard, A. W., commercial clk., salary	200 00
Davidson, Ida, stenographer	540 00
Brindley, J. E., night watch, salary ...	558 00
Richter, W. A., compiling bank report	100 00
Democrat Printing Co., printing	182 22
State Journal Printing Co., printing..	84 00
Madison post office, postage, etc.	363 40
Dane County Telephone Co., rental ..	18 00
Western Union Teleg. Co., telegrams	1 04
American Express Co., expressage ...	1 26
United States Express Co., expressage	7 47
		\$13,912 29
<i>Attorney General's Department—</i>		
Hicks, E. R., attorney general, salary	\$2,250 00
Hicks, E. R., attorney general, exp. .	322 84
Hicks, E. R., attorney gen'l, law books	25 90
Buell, C. E., assistant attorney general, salary	1,500 00
Hamilton, R. F., 2d assistant attorney general, salary and expenses	1,350 00
Hamilton, R. F., 2d assistant attorney general, salary and expenses	79 22
Warner, E. N., law examiner, salary..	1,125 00
Warner, E. N., law examiner, exp....	43 81
Temke, A. A., clerk, salary	750 00
Clemons, F. G., stenographer, salary..	675 00

"A"—General Fund Disbursements for 1902.

Attorney General's Dept.—Continued.

Foulkes, Wm. J., messenger, salary...	540 00
Democrat Printing Co., printing	350 00
Madison post office, postage, etc.	57 25
Dane County Telephone Co., rental and messages	32 76
Wisconsin Telephone Co., messages ..	47 11
Postal Telegraph Cable Co., telegrams	1 45
Western Union Teleg. Co., telegrams..	15 47
American Express Co., expressage ...	3 19
United States Express Co., expressage	2 73
		\$9,171 73

State Superintendent's Department—

Harvey, L. D., supt., salary	\$900 00
Harvey, L. D., supt., special app. ...	2,851 00
Harvey, L. D., supt., expenses	182 77
Harvey, L. D., supt., books and peri- odicals	83 19
Bussewitz, M. A., asst. supt., salary and expenses	1,589 49
Parker, W. N., high school inspector, salary and expenses	2,071 59
Harper, C. L., chief clerk, salary	1,125 00
McNeil, Anne H., library clerk, salary and expenses	1,275 01
Merrick, W., index and filing clerk, salary	750 00
Fitzgerald, Minnie, stenographer, sal.	540 00
St. John, E. L., mailing clerk, salary	750 00
Thomson, A. A. state school inspector, salary and expenses	1,893 23
Jack, F. M., state school inspector, salary and expenses	1,942 22
Parker, W. D., inspector of deaf schools, salary and expenses	1,553 28
Des Forges & Co., books	23 00
Merriam, G. & C., Co., dictionaries ...	3,792 00
Robinson, W., services	1 10
Wilson, J., & Son, cover Arbor Day Annual	262 62
Clark Engraving Co., illust.	71 12
C. & N. W. Ry., freight	101 64
C., M. & St. P. Ry., freight	38 87
Gerling, H. C., drayage	6 25
Jarvis, C. W., drayage	8 00
McKannie, F. J., drayage	50
Democrat Printing Co., printing	4,439 32
Evening Wisconsin Co., printing ...	16 00
Madison post office, postage	1,512 22
Dane County Telephone Co., rental ..	18 00
Wisconsin Telephone Co., messages ..	33 35
Postal Telegraph Cable Co., telegrams	2 97
Western Union Teleg. Co., telegrams	21 24
American Express Co., expressage ...	600 56
United States Express Co., expressage	466 23
		\$28,921 77

"A"—General Fund Disbursements for 1902.

<i>Railroad Commissioner's Department—</i>		
Rice, G. L., commissioner, salary . . .	\$2,250 00
Rice, G. L., commissioner, expenses . .	284 52
Stack, Jas. S., dep. commissioner, sal.	1,312 50
Stack, Jas. S., dep. commissioner, exp.	271 00
Hibbard, Loretta, stenographer, salary	270 00
Cushing, G., exp.	1 00
Peters, C. H., services	4 95
American Railway Guide, subscription	3 00
National Ry. Pub. Co., subscription . .	8 00
Poor, H. V. & H. W., subscription . . .	10 00
Railway Age, subscription	8 00
Railway & Equipment Pub. Co., sub- scription	2 00
Railway Gazette, subscription	8 40
Railway Review, subscription	4 00
Street Railway Review, subscription..	3 00
Mitchie Co., subscription	13 50
West Pub. Co., subscription	21 00
Democrat Printing Co., printing	446 54
Madison post office, postage, etc.	87 00
Wis. Telephone Co., messages, etc. . . .	12 50
Postal Telegraph Cable Co., telegrams	2 05
Western Union Teleg. Co., telegrams..	6 09
American Express Co., expressage . . .	8 83
United States Express Co., expressage	6 70
		\$5,044 58
<i>Insurance Department—</i>		
Giljohann E., commissioner, salary . .	\$2,250 00
Giljohann, E., commissioner, expenses	36 00
Hazelwood, R. T., dep. comr., salary..	1,125 00
Nedderson, J. L., actuary, salary . . .	900 00
Hubbell, C. H., chief clerk, salary . . .	900 00
Timme, A. F., actuary, salary	100 00
Giljohann, H., clerk, salary	900 00
Scott, C., clerk, salary	900 00
Glenz, W. H., clerk, salary	875 00
Monteith, M., filing clerk, salary . . .	675 00
Gochmauer, C. O., messenger, salary..	525 00
Kiinear, L., stenographer, salary . . .	540 00
Democrat Printing Co., printing	2,939 82
Madison post office, postage, etc. . . .	802 80
Dane County Telephone Co., messages	11 40
Wisconsin Telephone Co., messages . .	37 18
Postal Telegraph Cable Co., telegrams	1 66
Western Union Teleg. Co., telegrams.	5 88
American Express Co., expressage . . .	358 72
United States Express Co., expressage	310 58
		\$14,194 04
<i>Tax Commission—</i>		
Gilson, N. S., commissioner, salary . .	\$3,750 00
Curtis, Geo., 1st asst. comr., salary . .	3,000 00
Haugen, N. P., 2d asst. comr., salary and expenses	3,032 28
Francis, G. H., sec., salary	869 35

"A"—General Fund Disbursements for 1902.

Tax Commission—Continued.

Anderson, L. A., clerk, salary	75 00
Barnes, B. M., stenographer, salary ..	720 00
Brabant, E., clerk, salary	450 00
Yager, M. E., clerk, salary	60 00
Callaghan & Co., books	4 00
Dana, W., subscription to papers	12 00
Felt Tarrant Mfg. Co., comptometer ..	165 00
Holmes, G. L., services	5 00
Investor Pub. Co., subscription	4 00
Meany, J. P., exp.	10 00
Smith, S. M., exp.	12 59
Democrat Printing Co., printing	1,218 83
Madison post office, postage, etc.	425 00
Dane County Telephone Co., rental ..	18 00
Western Union Teleg. Co., telegrams ..	2 15
American Express Co., expressage ...	99 26
United States Express Co., expressage ..	83 96
		\$14,016 42

Land Commissioner's Department—

Morley, C. E., chief clerk, salary and expenses	\$1,414 14
Castle, B. J., asst. chief clerk, salary and expenses	1,452 47
Lerdall, A. T., bookkeeper, salary....	1,091 00
Charlesworth, G. H., patent clerk, salary and expenses	1,162 33
Forcman, C. M., clerk, salary	900 00
Fitzpatrick, M., clerk and stenographer, salary	100 00
Chesak, F. F., clerk	1,091 00
Brice, G. A., clerk	900 00
Davidson, J. O., exp.	23 56
Froehlich, Wm. H., exp.	14 43
Buell, C. E., exp.	27 72
Armitage, L., estate, exp.	104 65
Alden, Latham & Tenney, exp. in Armitage estate	8 00
Brett, J., Mrs., exp. in Armitage est.	8 00
Temke, A. A., exp. in Armitage est....	3 00
Treas. Milwaukee county redemption of lands from taxes	1,151 31
Weil, B. M., insurance on Fair bldgs..	1,436 75
Bradford, E. M., appraising lands ...	8 20
James, J. B., appraising lands	5 00
Polley, H. N., appraising land	8 00
Eby, C., land protection	50 65
Johnson, P., land protection	40 32
McLeer, M. J., land protection	91 33
Olson, J. D., land protection	124 11
Perry, I., land protection	10 55
Pfeffer, J., land protection	38 06
Webster, A. C., land protection	31 20
Hollister, services	56 50
Kessler, W. J., services	119 32
Cott, G. L., land protection.....	100 00

"A"—General Fund Disbursements for 1902.

<i>Land Commissioner's Dept.—Cont.</i>		
Deglise, L., land protection	5 60
Conagey, W. D., services	30 00
Grant, T. C., transcr. testimony.....	33 60
Stanley, J. H., recording judgment ..	1 00
Woodbury, E. O., services	422 13
Madison post office, postage, etc.	156 00
Dane County Telephone Co., rental ..	18 00
Western Union Teleg. Co., telegrams..	16 56
Wisconsin Telephone Co., messages ..	2 08
American Express Co., expressage ...	4 25
United States Express Co., expressage	35
Democrat Printing Co., printing	44 86
Morley, C. E., services, forest warden	125 00
Castle, B. J., services, forest warden	125 00
		\$12,556 03
<i>Bank Examiner's Department—</i>		
Kidd, E. I., examiner, salary and exp.	\$1,462 34
Bergh, M. C., examiner, salary and exp.	985 44
Bartz, G. D., dep. bank examiner, salary and expenses	1,379 45
Richards, W. H., dep. bank examiner, salary and expenses	684 37
Wild, Thad, chief clerk, sal. and exp.	1,713 61
Kuolt, A. E., asst. bank examiner, salary and expenses	1,736 26
Richter, W. A., stenographer, salary..	900 00
Democrat Printing Co., printing	986 32
Madison post office, postage, etc.	169 20
Dane County Telephone Co., rental ...	18 00
Wisconsin Telephone Co., messages ..	13
Postal Telegraph Cable Co., telegrams	25
Western Union Teleg. Co., telegrams	9 03
American Express Co., expressage ...	35 25
United States Express Co., expressage	31 14
		\$10,110 79
<i>Bureau of Labor Statistics—</i>		
Erickson, H., commissioner, salary and expenses	\$1,946 09
Gilman, S. W., dep. com., sal. and exp.	507 18
Long, A. H., dep. com., sal. and exp..	824 99
Pietzsch, W. A., clerk, salary	974 00
Estes, R. L., clerk and typewriter, sal.	540 00
Bach, J., clerk, salary	93 00
Beck, J. D., clerk, salary	155 00
Duke, W. T., factory inspector, salary and expenses	1,221 96
Bachus, A. C., asst. factory inspector, salary and expenses	1,616 32
Koepsell, J. J., asst. factory inspector, salary and expenses	1,107 88
Maxey, J. O., asst. factory inspector, salary and expenses	761 38
Harbeck, J. H., asst. factory inspector, salary and expenses	1,147 91

“A”—General Fund Disbursements for 1902.

<i>Bureau of Labor Statistics—Continued.</i>		
Lehnhoff, A., asst. factory inspector, salary and expenses	1,356 51
Jackson, Ida M., asst. factory inspector, salary and expenses	1,316 49
McKurdy, K. K., clerk, salary	62 00
Peterson, H. P., asst. factory inspector, salary and expenses	1,339 31
Russell, C. H., asst. factory inspector, salary and expenses	813 17
Chynoweth, H., clerk, salary	93 00
Gates, C., clerk, salary	155 00
Courtney, F. C., rent	349 98
Tibbits & Countney, rent	117 16
Stewart, J. C., supt. at Superior, salary	900 00
Vallier, J. E., supt. at Milwaukee, salary and expenses	913 65
Smith—Premier Typewriter Co., mdse.	3 50
Schwaab Stamp & Seal Co., mdse.	10 70
Starke Bros., mdse.	4 25
Saxe Sign Co., mdse.	29 00
Democrat Printing Co., printing	189 53
Madison post office, postage, etc.	901 80
Dane County Telephone Co., rental ...	18 00
Wisconsin Telephone Co., messages ..	90 83
Western Union Teleg. Co., telegrams	7 17
American Express Co., expressage ...	76 77
United States Express Co., expressage	29 99
		\$19,673 32
<i>Dairy and Food Commissioner's Department—</i>		
Adams, H. C., com., salary and exp.	\$1,639 44
Sweeting, C. W., dep. com., salary and expenses	2,453 43
Mitchell, A. S., chemist, salary and exp.	1,683 50
Norton, F. O., stenographer, salary....	675 00
Field N. J., dairy inspector, salary and inspections	1,315 39
Democrat Prtg. Co., printing	96
Jarvis, C. W., drayage	2 50
Madison Postoffice, postage, etc.	103 00
Dane Co. Telephone Co., rental.....	18 00
Wis. Telephone Co., messages	1 70
Postal Telegraph Cable Co., telegrams	78
Western Union Teleg. Co., telegrams.	23 62
American Express Co., expressage...	9 74
United States Express Co., expressage	21 05
<i>Laboratory—</i>		
Blied, Du Frenne & Schneider.....	5 12
Hollister's Pharmacy	8 03
Parr & Kroncke	4 05
Richards & Co.	1 65
		\$7,966 96

"A"—General Fund Disbursements for 1902.

<i>Board of Control—</i>		
Lyon, W. P., member, salary and exp.	\$1,672 74	
Bishop, G. W., member, salary and expenses	174 77	
Nelson, A. G. member, salary and expenses	2,127 81	
Treat, N. B., member, salary and exp.	1,962 42	
Grotophorst, H., member, salary and expenses	2,053 94	
Kuestermann, G., member, salary and expenses	2,114 03	
Bull, S., special agent. per diem and expenses	127 78	
Tappins, M. J., secretary, salary	1,501 00	
McCaffrey, M. E., clerk, salary	900 00	
Palmer, T. J., clerk, salary	525 00	
Jones, M., stenographer, salary	540 00	
Huffman, T. L., clerk, salary	570 00	
National Conference of Charities & Correction	112 50	
Grocers' Criterion, sub.	2 00	
Journal Co., sub. and proposals	23 05	
La Crosse Chronicle, subs.	4 00	
Milwaukee Free Press Co., sub.	5 00	
Sentinel Co., sub.	7 80	
Democrat Prtg. Co., prtg., etc.	155 12	
State Journal Prtg. Co., prtg., etc.	10 75	
Evening Wisconsin Co., prtg., etc.	9 15	
Madison Postoffice, postage, etc.	373 00	
Dane Co. Telephone Co., messages and rental	67 18	
Wis. Telephone Co., messages	163 10	
Western Union Teleg. Co., telegrams.	54 72	
American Express Co., expressage	23 80	
United States Express Co., expressage	7 81	
		\$15,288 47
<i>State Charitable and Penal Institutions—</i>		
Wis. State Hospital for Insane	\$87,217 41	
Wis. Northern Hospital for Insane	99,930 94	
Wis. Home for Feeble-Minded	186,366 41	
Wis. School for Deaf	36,829 74	
Wis. School for Blind	26,850 69	
Wis. State Public School	32,367 06	
Wis. Industrial School for Boys	50,264 87	
Wis. State Reformatory	69,579 74	
Wis. State Prison	84,270 95	
		\$673,677 81
<i>Maintaining Chronic Insane in County Asylums—</i>		
Brown county	\$6,008 92	
Brown county for Door	168 37	
Brown county for Kewaunee	760 78	
Brown county for Marinette	266 86	
Brown county for Oconto	2,013 99	
		\$9,218 92

"A"—General Fund Disbursements for 1902.

<i>Maintaining Chronic Insane in County Asylums—Continued.</i>		
Chippewa county	\$4,516 50
Chippewa county for Ashland	267 05
Chippewa county for Barron	2,212 65
Chippewa county for Bayfield	191 63
Chippewa county for Burnett	233 27
Chippewa county for Clark	703 05
Chippewa county for Douglas	1,389 88
Chippewa county for Eau Claire	6,567 93
Chippewa county for Lincoln	163 52
Chippewa county for Pepin	642 01
Chippewa county for Price	355 68
Chippewa county for Sawyer	171 47
Chippewa county for Taylor	494 41
Chippewa county for Washburn	322 74
Chippewa county for State-at-large ..	339 71
		\$18,571 50
Columbia county	\$5,130 43
Columbia county for Adams	267 10
Columbia county for Jackson	173 68
Columbia county for Juneau	280 65
Columbia county for Marquette	755 84
Columbia county for Portage	421 14
Columbia county for State-at-large ..	3,515 30
		\$10,544 14
Dane county	\$10,429 28
Dane county for Pierce	166 94
Dane county for State-at-large	342 35
		\$10,938 57
Dodge county	\$6,687 24
Dodge county for Adams	329 40
Dodge county for Bayfield	141 17
Dodge county for Green Lake	664 10
Dodge county for Lincoln	399 35
Dodge county for Oconto	1,345 42
Dodge county for Shawano	335 79
Dodge county for Waukesha	336 24
Dodge county for State-at large	349 72
		\$10,588 43
Dunn county	\$3,980 14
Dunn county for Barron	1,142 06
Dunn county for Buffalo	34 14
Dunn county for Burnett	493 26
Dunn county for Douglas	487 66
Dunn county for Eau Claire	1,831 45
Dunn county for Jackson	163 74
Dunn county for Pepin	1,082 97
Dunn county for Pierce	1,143 14
Dunn county for Price	334 96
Dunn county for Polk	974 94
Dunn county for Portage	950 54

"A"—General Fund Disbursements for 1902.

<i>Maintaining Chronic Insane in County Asylums—Continued.</i>		
Dunn county for Taylor	790 43
Dunn county for Waupaca	322 74
Dunn county for Washburn	165 84
Dunn county for State-at-large	1,149 90
		\$15,047 91
Eau Claire county	\$1,051 29
Eau Claire county for Buffalo	17 54
		\$1,068 83
Fond du Lac county	\$6,941 14
Fond du Lac county for Brown	815 12
Fond du Lac county for Douglas	145 85
Fond du Lac county for Green Lake	2,340 39
Fond du Lac county for Marinette	684 97
Fond du Lac county for Marquette	783 39
Fond du Lac county for Monroe	6 64
Fond du Lac county for Oconto	169 44
Fond du Lac county for Portage	750 75
Fond du Lac county for Price	610 65
Fond du Lac county for Waupaca	169 05
Fond du Lac county for Waushara	174 94
Fond du Lac county for Wood	124 59
Fond du Lac county for State-at-large	25 00
		\$13,741 92
Grant county	\$7,188 88
Grant county for Barron	173 94
Grant county for Crawford	2,712 64
Grant county for Lafayette	519 21
Grant county for State-at-large	1,351 84
		\$11,946 51
Green county	\$4,471 93
Green county for Buffalo	349 56
Green county for Douglas	529 38
Green county for Jackson	683 36
Green county for Juneau	2,675 74
Green county for Lafayette	3,128 68
Green county for Pierce	173 72
Green county for Polk	523 73
Green county for State-at-large	177 73
		\$12,713 83
Iowa county	\$4,300 93
Iowa county for Ashland	163 37
Iowa county for Buffalo	171 82
Iowa county for Crawford	163 47
Iowa county for Iron	167 62
Iowa county for Jackson	169 97
Iowa county for Lafayette	1,322 23
Iowa county for Oconto	164 57
Iowa county for Pepin	247 69
Iowa county for Pierce	835 98

"A"—General Fund Disbursements for 1902.

<i>Maintaining Chronic Insane in County Asylums—Continued.</i>		
Iowa county for Polk	1,362 87
Iowa county for Waukesha	3,061 14
Iowa county for State-at-large	1,179 55
		\$13,311 21
Jefferson county	\$7,754 36
Jefferson county for Ashland	29 58
Jefferson county for Burnett	1,023 11
Jefferson county for Buffalo	12 72
Jefferson county for Door	29 56
Jefferson county for Juneau	1,838 64
Jefferson county for Lincoln	29 58
Jefferson county for Pepin	25 42
Jefferson county for Taylor	29 58
Jefferson county for Waukesha	321 86
Jefferson county for Waushara	167 30
Jefferson county for state-at-large	1,661 15
		\$12,922 86
La Crosse county	\$7,195 07
La Crosse county for Barron	327 51
La Crosse county for Bayfield	181 72
La Crosse county for Buffalo	2,539 10
La Crosse county for Clark	695 93
La Crosse county for Jackson	657 35
La Crosse county for Juneau	165 02
La Crosse county for Monroe	510 59
La Crosse county for Pierce	478 93
La Crosse county for state-at-large	1,677 78
		\$14,429 00
Manitowoc county	\$4,300 70
Manitowoc county for Ashland	168 19
Manitowoc county for Calumet	1,165 76
Manitowoc county for Door	1,848 97
Manitowoc county for Kewaunee	996 93
Manitowoc county for Langlade	610 94
Manitowoc county for Marinette	1,124 02
Manitowoc county for Oconto	598 27
Manitowoc county for Ozaukee	4,021 55
Manitowoc county for Portage	168 92
Manitowoc county for Shawano	166 34
Manitowoc county for Vilas	165 54
Manitowoc county for Waupaca	1,011 53
Manitowoc county for Waushara	333 50
Manitowoc county for state-at-large	5,538 50
		\$22,219 46
Marathon county	\$3,608 34
Marathon county for Ashland	1,880 95
Marathon county for Barron	505 83
Marathon county for Bayfield	332 53
Marathon county for Buffalo	163 57
Marathon county for Clark	1,499 05

"A"—General Fund Disbursements for 1902.

<i>Maintaining Chronic Insane in County Asylums—Continued.</i>		
Marathon county for Florence	329 90
Marathon county for Iron	832 05
Marathon county for Jackson	688 69
Marathon county for Lincoln	1,656 69
Marathon county for Langlade	505 02
Marathon county for Marquette	333 20
Marathon county for Oconto	510 48
Marathon county for Oneida	526 40
Marathon county for Portage	2,869 39
Marathon county for Sawyer	338 26
Marathon county for Shawano	1,340 99
Marathon county for Vilas	165 57
Marathon county for Waupaca	1,711 17
Marathon county for Waushara	165 52
Marathon county for Wood	2,513 33
Marathon county for state-at-large ..	169 30
		\$22,646 23
Milwaukee county	\$12,996 22
		\$12,996 22
Outagamie county	\$4,622 93
Outagamie county for Ashland	195 80
Outagamie county for Bayfield	151 18
Outagamie county for Calumet	1,853 97
Outagamie county for Door	1,345 27
Outagamie county for Forest	164 42
Outagamie county for Iron	163 67
Outagamie county for Kewaunee	1,335 07
Outagamie county for Langlade	375 24
Outagamie county for Lincoln	475 08
Outagamie county for Marinette	341 96
Outagamie county for Oconto	1,338 59
Outagamie county for Oneida	194 11
Outagamie county for Price	263 37
Outagamie county for Portage	179 02
Outagamie county for Shawano	184 78
Outagamie county for Taylor	129 39
Outagamie county for Waukesha	496 63
Outagamie county for Waupaca	3,022 85
Outagamie county for Wood	163 77
Outagamie county for state-at-large ..	659 45
		\$17,656 55
Racine county	\$7,367 14
Racine county for Kenosha	3,233 99
Racine county for state-at-large	787 49
		\$11,388 62
Richland county	\$2,352 00
Richland county for Adams	506 88
Richland county for Crawford	3,230 78
Richland county for Juneau	165 27
Richland county for Lafayette	97 10

"A"—General Fund Disbursements for 1902.

<i>Maintaining Chronic Insane in County Asylums—Continued.</i>		
Richland county for Marquette	336 94
Richland county for Pierce	165 67
Richland county for Waushara	819 42
Richland county for Wood	262 72
Richland county for state-at-large	7,285 55
		\$15,222 33
Rock county	\$7,347 65
Rock county for Brown	123 42
Rock county for Buffalo	131 69
Rock county for Crawford	333 31
Rock county for Jackson	318 21
Rock county for Lafayette	822 30
Rock county for Marquette	715 23
Rock county for Marinette	1,008 16
Rock county for Pepin	258 85
Rock county for Waukesha	489 51
Rock county for Washburn	166 92
Rock county for state-at-large	2,001 30
		\$13,716 55
St. Croix county	\$4,156 50
St. Croix county for Ashland	828 66
St. Croix county for Barron	1,164 33
St. Croix county for Bayfield	329 57
St. Croix county for Buffalo	332 04
St. Croix county for Burnett	835 44
St. Croix county for Douglas	3,147 51
St. Croix county for Eau Claire	156 64
St. Croix county for Iron	169 04
St. Croix county for Pepin	489 85
St. Croix county for Pierce	1,284 52
St. Croix county for Portage	662 37
St. Croix county for Polk	2,366 25
St. Croix county for Sawyer	337 64
St. Croix county for Taylor	166 88
St. Croix county for state-at-large	1,167 10
		\$17,594 34
Sauk county	\$5,178 71
Sauk county for Adams	167 17
Sauk county for Burnett	165 07
Sauk county for Juneau	2,314 36
Sauk county for Monroe	513 74
Sauk county for Pepin	24 64
Sauk county for Pierce	841 09
Sauk county for Sawyer	62 38
Sauk county for Washburn	173 32
		\$9,440 48
Sheboygan county	\$6,928 29
Sheboygan county for Calumet	940 66
Sheboygan county for Marinette	24 42
Sheboygan county for Oconto	164 67
Sheboygan county for Ozaukee	205 26
		\$8,263 30

"A"—General Fund Disbursements for 1902.

<i>Maintaining Chronic Insane in County Asylums—Continued.</i>		
Trempealeau county	\$3,360 21
Trempealeau county for Buffalo	473 66
Trempealeau county for Clark	268 58
Trempealeau county for Jackson	892 13
Trempealeau county for Price	159 59
Trempealeau county for Portage	1,163 54
Trempealeau county for Wood	412 65
Trempealeau county for state-at-large.	442 06
		\$7,172 42
Vernon county	\$4,485 43
Vernon county for Burnett	458 36
Vernon county for Clark	652 84
Vernon county for Douglas	985 36
Vernon county for Eau Claire	417 86
Vernon county for Jackson	819 22
Vernon county for Juneau	495 86
Vernon county for Monroe	4,563 66
Vernon county for Pepin	166 42
Vernon county for Portage	166 42
Vernon county for state-at-large	3,297 45
		\$16,508 88
Walworth county	3,510 00
Walworth county for Dane	162 32
Walworth county for Lafayette	159 78
Walworth county for Kenosha	1,477 17
Walworth county for Waukesha	3,684 89
Walworth county for state-at-large	635 01
		\$9,629 17
Washington county	\$2,710 29
Washington county for Ashland	55 43
Washington county for Bayfield	127 18
Washington county for Calumet	53 58
Washington county for Douglas	144 64
Washington county for Forest	165 62
Washington county for Kenosha	1,122 50
Washington county for Kewaunee	227 84
Washington county for Langlade	95 28
Washington county for Lincoln	443 64
Washington county for Marquette	171 29
Washington county for Marinette	53 58
Washington county for Milwaukee	163 12
Washington county for Ozaukee	994 31
Washington county for Oconto	618 69
Washington county for Oneida	381 98
Washington county for Portage	986 34
Washington county for Price	137 99
Washington county for Shawano	207 02
Washington county for Taylor	138 24
Washington county for Waukesha	1,719 90
Washington county for Waushara	534 48
Washington county for Waupaca	1,381 00
Washington county for Wood	276 38
Washington county for state-at-large	1,569 28
		\$14,479 60

"A"—General Fund Disbursements for 1902.

<i>Maintaining Chronic Insane in County Asylums—Continued.</i>		
Winnebago county	\$9,321 00
Winnebago county for Ashland	577 76
Winnebago county for Bayfield	668 21
Winnebago county for Brown	644 71
Winnebago county for Clark	119 02
Winnebago county for Calumet	168 67
Winnebago county for Douglas	893 75
Winnebago county for Door	160 51
Winnebago county for Florence	336 22
Winnebago county for Green Lake	843 64
Winnebago county for Iron	461 68
Winnebago county for Kewaunee	252 03
Winnebago county for Langlade	171 37
Winnebago county for Lincoln	401 58
Winnebago county for Marinette	977 73
Winnebago county for Marquette	90 42
Winnebago county for Monroe	91 92
Winnebago county for Oconto	805 19
Winnebago county for Oneida	324 35
Winnebago county for Price	487 23
Winnebago county for Portage	523 64
Winnebago county for Shawano	500 28
Winnebago county for Taylor	599 75
Winnebago county for Vilas	164 58
Winnebago county for Waupaca	743 24
Winnebago county for Waushara	1,061 89
Winnebago county for Wood	349 44
Winnebago county for state-at-large	1,206 29
		\$22,946 10
Total for chronic insane		\$376,923 88
<i>Maintaining Acute and Chronic Insane, Chap. 423, Laws 1901—</i>		
Milwaukee County Insane Asylum	\$27,503 52
		\$27,503 52
<i>Wisconsin Industrial School for Girls—</i>		
Treas. Industrial School for Girls— repairs, Chap. 180, laws 1901	\$3,000 00
Treas. Industrial School for Girls— buildings, Chap. 180, laws 1901	30,000 00
		\$33,000 00
<i>Wisconsin Veterans' Home—</i>		
Treas. Veterans' Home, care of inmates	\$62,832 83
Treas. Veterans' Home, annual approp., Chap. 248, laws 1893	5,000 00
		\$67,832 83

"A"—General Fund Disbursements for 1902.

<i>State Board of Health—</i>		
Wingate, U. O. B., salary and exp.	\$4,139 99
McNeel, J. H.	20 59
Marks, S.	16 39
Suiter, T. C.	25 32
Sutherland, Q. O.	18 12
Whyte, Wm. C.	4 59
Democrat Printing Co.	2 08
		\$4,227 08
<i>State Board of Health, Chap. 200, Laws 1901—</i>		
Wingate, U. O. B.	\$9,055 06
Harrison, G. W.	11 35
McNeel, J. H.	23 50
Marks, S.	34 05
Suiter, T. C.	48 08
Sutherland, Q. O.	42 95
		\$9,214 99
Total		\$13,442 07
<i>Live Stock Sanitary Board—Veterinary Surgery—</i>		
Hubbard, S. D., per diem and expenses	\$261 96
McKerrow, G., per diem and expenses	43 13
Wylie, G. W., per diem and expenses	53 65
Russell, H. L., per diem and expenses	207 52
Roberts, E. D., veterinarian, salary and expenses	2,652 77
Butler, M. J., consultation	15 00
Beattie, S., consultation	14 00
Collins, S. J., consultation	12 50
Eckert, H. F., consultation	9 00
Evans, C. E., consultation	21 00
Hemming, C. D., consultation	22 00
Hier, R. R., consultation	27 36
Hart, L. G., consultation	36 00
Holman, B. F., consultation	20 00
Kerr, R.	6 00
McCullough, E. A., testing, etc.	206 56
Mack, D. W., consultation	9 00
Newton, E. H., consultation	10 00
Powell, W. S., consultation	7 00
Perschbacher, J., consultation	24 86
Price, D. R., consultation	8 00
Pink, J. J., consultation	90 10
Rhodes, C. J., consultation	14 00
Tooley, J. W.	7 00
Wrigglesworth, T.	74 60
Bauch & Lomb Optical Co., mdse. exp. purposes	3 00
Hausman Dunn Co., mdse. exper. purposes	11 57
Parke Davis Co., mdse. exper. purposes	9 76

"A"—General Fund Disbursements for 1902.

<i>Live Stock Sanitary Board—Continued.</i>		
Pasteur Vaccine Co., mdse. exper. purposes	3 00
Pratt, Wm. S., Mfg. Co., mdse. exper. purposes	10 70
Democrat Printing Co., printing	29 56
Madison post office, postage	49 00
American Express Co., expressage ...	6 00
United States Express Co., expressage	4 96
		\$3,980 56
For Diseased Animals Slaughtered:		
Anderson, W. G., and Vaughn, C. W.	\$127 33
Behlin, F.	23 33
Bellke, H. F.	20 00
Batz, H.	23 33
Bisbee, F.	17 77
Beckenstrater, A.	40 00
Bole, H. M.	20 00
Crookson, Hy.	66 67
Courthard, F.	106 66
Cooper, B.	53 32
Curtis, H. B.	33 33
Christiansen, L.	19 33
Doll, C.	23 33
Flick, J. R.	33 33
Falkner, J.	12 00
Goetter, J., & Co.	32 66
Hardgrove, R.	23 33
Hinsman, A. H.	26 66
Hurtley, O.	33 33
Johnson, M.	30 00
Klaila, J. C.	33 33
Kleister, J.	16 66
Laabs, J.	26 66
Lemke, W.	926 67
Lehman, Eva	60 00
McKillips, L.	106 66
Marshall, Wm.	26 66
Morgenroth, E. L.	7 00
Marr, R. J.	33 33
Mortenson, C.	30 00
Neuser, D.	28 00
Netham, J.	60 00
Pond, G. W.	26 66
Patterson, R.	16 66
Pupper, Ed.	23 33
Ringhardt, A. B.	116 66
Ritzenthaler, S.	33 33
Remington, O. F.	66 67
Rose, C. A.	30 00
Roeske, J.	169 99
Sherman, M.	30 00
Sherman, Eva	52 66
Swalen, Thos. O.	51 33
Scribner, T. H.	120 00
Schmidt, C. H.	33 33

"A"—General Fund Disbursements for 1902.

<i>Live Stock Sanitary Board—Cont.</i>		
For Diseased Animals Slaughtered:		
Scott, E. W.	240 00
Siebenhauer, L.	66 66
Schmidt, H.	14 00
Sprague, E. J.	33 33
Taggart, W. H.	16 66
Trumpf, M.	66 66
Underhill, A.	26 66
Uphoff, S. J.	306 66
Van Horn, Alex.	124 00
Williams, J.	12 00
Welsh, J.	23 33
Walker, M. H.	132 00
Zirill, F. D.	30 00
		\$3,983 26
<i>Commissioners of Fisheries—</i>		
Treas. Fish Commission, appropriation	\$17,000 00
Madison post office, postage	115 00
Democrat Printing Co., printing	101 22
		\$17,216 22
<i>Fish and Game Warden—</i>		
Overbeck, H., warden, salary and exp.	\$1,558 96
Democrat Printing Co., printing	931 90
Madison post office, postage	188 20
Wisconsin Telephone Co., messages	192 45
Western Union Teleg. Co., telegrams	38 96
Postal Telegraph Cable Co., telegrams	79
American Express Co., expressage	136 28
United States Express Co., expressage	64 77
		\$3,112 31
<i>Oil Inspection—</i>		
Democrat Printing Co., printing	\$141 14
		\$141 14
<i>State Treasury Agent—</i>		
Peterson, Eli, fees	\$3,671 13
Madison post office, postage	43 00
Democrat Printing Co., printing	56 28
Dane County Telephone Co., rental	2 00
Wisconsin Telephone Co., message	31
		\$3,772 72
<i>Board of Arbitration—</i>		
Edwards, R. H., per diem and expenses	\$111 93
McMillan, Angus, per diem and exp.	62 80
Willott, Geo. E., per diem and expenses	241 95
		\$416 68
<i>Supreme Court—</i>		
Cassoday, J. B., justice, salary	\$3,750 00
Marshall, R. D., justice, salary	4,250 00
Dodge, J. E., justice, salary	3,750 00
Bardeen, Chas. V., justice, salary	3,750 00
Winslow, J. B., justice, salary	3,750 00
Lamb, C. F., services	700 00
Dane Co. Telephone Co., rental	18 00
Conover, F. K., court reporter, salary	2,250 00
Hart, Royal B., proofreader, salary	1,125 00

"A"—General Fund Disbursements for 1902.

<i>Supreme Court—Continued.</i>		
Beyler, C. H., messenger and crier, sal.	831 00
Colman, Thos., janitor, salary	585 00
Glasier, G. G., stenographer, salary ..	900 00
Klatte, W. A., stenographer, salary ..	900 00
Lathrop, Clara, stenographer, salary ..	800 00
Bardeen, C. L., stenographer, salary ..	675 00
Hewitt, Harry B., stenographer, salary	675 00
Madison post office, postage	251 90
Democrat Printing Co., printing	403 98
Kellogg, Clarence, clerk, salary and per diem	629 50
		\$29,994 38
<i>State Bar Examiners—</i>		
Democrat Printing Co., printing	\$21 04
Dickinson, S. N., per diem and exp. . .	398 52
Jackson, A. A., per diem and exp.	184 41
Nash, L. J., per diem and exp.	308 64
Rusk, L. J., per diem and exp.	579 32
Van Dyke, W. D., per diem and exp. . .	220 60
		\$1,712 53
<i>State Law Library—</i>		
American Express Co., expressage ...	\$43 73
American Law Book Co., books	12 00
American Law Register, book	3 00
Beach, E. O., File Co., books	12 48
Berryman, John R., librarian, salary	1,500 00
Callaghan & Co., books	678 40
Columbia Law Review, book	2 00
C. & N. W. Ry. Co., freight	81
Cokroft, J. D., books	6 00
Canada Law Book Co., books	23 75
Dickey, James, books	17 50
Democrat Printing Co., printing	487 25
Flood, T. H., books	31 00
Hall, Carl A., janitor, salary	558 00
Johnson, T. & J. W., books	5 00
Madison post office, postage	46 20
Lewis, Geo. A., books	10 00
Mahoney, Chas., books	2 42
Orvis, W. H., messenger, salary	900 00
Stevens & Haynes, books	86 45
Statute Law Book Co., books	105 25
Stumpf & Stenerer, book	2 00
The Banks Law Pub. Co., books	101 75
The Carswell Co., Limited, books ...	122 70
The Chicago Legal News, books	4 40
The Edward Thompson Co., books ..	12 00
The Frank Shepherd Co., books	51 00
The Lawyer's Co-Op. Co., books	70 00
The Law Reporter, books	6 00
The Mitchie Co., books	816 86
The Boston Book Co., books	816 86
The Yale Law Journal, books	2 50
North American Review, books	5 00
The Robert Clark Co., books	4 20

"A"—General Fund Disbursements for 1902.

<i>State Law Library—Continued.</i>		
Thompson, Edw., books	12 00
United States Express Co.	37 53
West Publishing Co., books	145 80
West Tube Co., books	73 35
Wisconsin Telephone Co.	72
		\$6,036 55
<i>Circuit Courts—</i>		
Burnell, Geo. W., judge 3d circuit ...	\$3,000 00
Belden, E., judge 1st circuit	2,200 00
Bradford, F. E., ct. reporter 10th circuit	680 00
Bush, H. A., court reporter 4th circuit	355 00
Clementson, Geo. C., judge 5th circuit	3,000 00
Cover, Jas., court reporter 15th circuit	175 00
Cross, Chas. A., ct. reporter 8th circuit	700 00
Dunwiddie, Benj. T., judge 12th circuit	3,000 00
Dick, James J., judge 13th circuit ..	3,000 00
Elliott, E. S., judge 2d circuit	1,000 00
Fruit, J. J., judge 6th circuit	3,300 00
Fish, F. M., judge 1st circuit	1,000 00
Fiske, Chas. W., ct. reporter 7th circuit	435 00
Goodland, John, judge 10th circuit ...	3,000 00
Grant, F. C., court reporter 12th circuit	400 00
Halsey, L. D., judge 2d circuit	3,200 00
Hastings, S. D., judge 14th circuit ...	3,200 00
Helms, Eugene W., judge 8th circuit..	3,000 00
Hart, Geo., court reporter 16th circuit	785 00
Kirwan, Michael, judge 14th circuit ..	3,000 00
Kimball, Wm. C., court reporter 3d circuit	590 00
Morse, R. W., court reporter 7th circuit	345 00
O'Neill, James, judge 17th circuit	3,000 00
Orton, Chas., court reporter 5th circuit	880 00
Parish, J. K., judge 15th circuit	3,000 00
Parks, James T., court reporter 14th circuit	460 00
Siebecker, Robt., judge 9th circuit ...	3,000 00
Silverthorn, W. C., judge 16th circuit	3,000 00
Sawyer, J. H., ct. reporter 13th circuit	300 00
Smith, Ed. H., ct. reporter 9th circuit	730 00
Tarrant, Warren D., judge 2d circuit	1,901 64
Vinje, A. J., judge 11th circuit	3,000 00
Webb, Chas. M., judge 7th circuit ...	3,000 00
Wolford, T. H., ct. reporter 11th circuit	400 00
Welch, Chas. H., ct. reporter 1st circuit	1,195 00
		\$63,231 64
<i>Superintendent of Public Property—</i>		
Regular Pay Roll, Sec. 170 W. S.		
Bryant, G. E., superintendent, salary	\$1,500 00
Bennett, C. C., asst. supt., salary ...	1,125 00
Bresee, L. M., chief clerk, salary ...	1,050 00
Hickman, E., asst. engineer, salary ..	810 00
Stevens, A., asst. engineer, salary ...	720 00
Priest, J., carpenter, salary	750 00

*"A"—General Fund Disbursements for 1902.**Superintendent of Public Property—Con.*

Regular Pay Roll:

Gussman, C., asst. carpenter, salary	675 00
Runnels, S. H., asst. carpenter, sal.	585 00
Glidden A. M., fireman, salary	496 10
Moore, H., fireman, salary	46 85
Sweeney, J., fireman, salary	585 00
Coulter, G., fireman, salary	23 34
Hemwood, W. A., painter, salary	675 00
Homme, T. O., asst. painter, salary	585 00
Dean, G. H., gas fitter and plumber, salary	630 00
Kurz, M., receiving and shipping clerk, salary	675 00
McCoy, J. B., police, salary	558 00
Dodge, S. T., police, salary	558 00
Allen, J., police, salary	558 00
Brown, F. B., police, salary	294 90
Cobb, W. H., police, salary	558 00
Van Wagner, J., police, salary	558 00
Lafferty, R., police, salary	558 00
Burnett, C., police, salary	140 00
Wipperman, R., police, salary	27 50
Whitty, J., police, salary	372 00
Bancroft, G., police, salary	258 20
Disch, W., night watchman, salary	558 00
Lyon, J., night watchman, salary	558 00
Rasmussen, J., elevator operator, sal.	558 00
Grant, P., janitor, salary	558 00
Elverkrug, O., janitor, salary	558 00
Oleson, C., janitor, salary	558 00
Rawson, M. J., janitor, salary	558 00
McNair, J. H., janitor, salary	496 00
Vail, F. L., janitor, salary	558 00
Howard, C. C., janitor, salary	558 00
Jensen, C. W., janitor, salary	558 00
Wanamaker, C. H., janitor, salary	558 00
Miller, Wm., janitor, salary	558 00
Burnside, W. H., janitor, salary	558 00
Qualley, R. N., janitor, salary	558 00
Ford, M., salary	62 00
Sauthoff, Wm., carpetman, salary	558 00
Knoble, J., cuspidor cleaner	495 00
Ireland, Hy, laborer, salary	495 00
Schermerhorn, J., laborer, salary	495 00
Gilbert, J. B., laborer, salary	495 00
Anderson, E., laborer, salary	495 00
La Pine, L., laborer, salary	495 00
Smith, D. H., laborer, salary	110 00
Gillespie, T., laborer, salary	495 00
Roberts, E., laborer, salary	440 00
Davies, T. J., laborer, salary	495 00
Hicks, E., laborer, salary	495 00
Malm, J., laborer, salary	495 00
Bergland, S., laborer, salary	495 00
Coulter, G., laborer, salary	495 00

"A"—General Fund Disbursements for 1902.

<i>Superintendent of Public Property—</i>		
Regular Pay Roll—Continued.		
Bakken, L. T., laborer, salary	495 00
Ford, M., laborer, salary	330 00
Reidy, J., laborer, salary	55 00
Higgins, T., laborer, salary	55 00
Starkweather, L., scrubwoman, sal.	341 25
Kline, M. D., scrubwoman	303 75
Hagenbacker, G., scrubwoman, salary	341 25
Wiric, M., scrubwoman, salary	341 25
Warpell, A., scrubwoman, salary	341 25
Dickinson, M., scrubwoman, salary..	37 50
Hibbard, L., stenographer, salary...	270 00
		\$33,701 14
Extra Pay Roll, Chap. 419, Laws 1901:		
Adams, B., laborer, salary	\$7 50
Beck, J. D., clerk, salary	213 50
Boran, P., labor, slary	11 00
Bennett, E. P., clerk, salary	30 00
Ball, J. H., labor, salary	24 85
Braley, A. S., clerk, salary	126 50
Braley, O. B., salary	105 33
Coulter, G., fireman, salary	16 00
Chynoweth, H., clerk, salary	165 00
Colburn, A. C., laborer, salary	9 16
Cochems, Ed., clerk, salary	130 90
Dickinson, M., scrubwoman, salary	303 75
Drew, W., clerk, salary	155 83
Daggett, J., laborer, salary	96 40
Drake, H. C., carpenter, salary	102 65
Davis, E. M., clerk, salary	33 02
Dunn, F., stenographer, salary	80 00
Emerson, A. E., clerk, salary	110 00
Gates, C., clerk, salary	55 00
Garbutt, J., clerk, salary	31 93
Holstein, W., clerk, salary	7 33
Howitt, G. R., clerk, salary	242 50
Hancock, E. T., clerk, salary	137 50
Higgins, T., laborer, salary	86 93
Hilsted, C. J., laborer, salary	40 30
Jones, S. J., laborer, salary	141 93
Jenkins, Ed., painter, salary	31 93
Klein, M. D., scrubwoman, salary ..	37 50
Kruger, C. J., clerk, salary	125 00
Kuntz, Ed., clerk, salary	18 00
Kempf, H., clerk, salary	14 67
Kavanaugh, P., clerk, salary	110 00
Lobre, P., shoveling snow, salary ..	14 00
Lobre, A. G., shoveling snow, salary	8 00
Lerum, A. C., clerk, salary	51 45
McNally, A., clerk, salary	67 50
McNair, J. H., janitor, salary	6 20
Malone, J. A., clerk, salary	206 25
Mason, G. H., carpenter, salary	43 56
Pfeifer, F. J., clerk, salary	247 50
Purcell, J. H., carpenter, salary	37 65
Prosser, F., carpenter, salary	37 65

"A"—General Fund Disbursements for 1902.

<i>Supt. of Public Property—Cont.</i>		
Extra Pay Roll:		
Reidy, J., laborer, salary	31 93
Sheasby, J., painter, salary	102 65
Slightam, I., stenographer, salary ..	47 65
Swetmore, J., shoveling snow, salary	16 00
Stoner, G., clerk, salary	110 00
Trumpf, R. M., clerk, salary	240 00
Titus, R., clerk, salary	82 50
Wipperman, R. O., clerk, salary ...	165 00
Wescott, W. A., clerk, salary	246 89
Wulfig, H. E., clerk, salary	254 16
		\$4,818 45
Rood, H. W., janitor memorial hall, salary	\$558 00
		\$558 00
Miscellaneous:		
Democrat Printing Co., printing ...	\$175 81
Madison post office, postage, etc. ...	244 00
Dane County Telephone Co., rental	18 00
Wisconsin Tel. Co., exchange, etc...	13 40
Western Union Teleg. Co., telegrams	35
American Express Co., expressage...	129 51
United States Express Co., exp....	108 38
		\$689 45
Extra Pay Roll under Chap. 350, Laws 1901:		
Gratz, A. W., carpenter	\$102 50
Higgins, Thos., laborer	110 00
Reidy, John, laborer	188 07
Quinlan, T., laborer	25 65
Corcoran, B., laborer	8 00
Garbutt, J., laborer	78 07
Mason, G. H., carpenter	31 44
Drake, H. C., carpenter	27 35
Jenkins, Ed., painter	23 07
Ball, J. H., laborer	23 07
Coburn, A. C., laborer	17 15
		\$634 37
Extra Pay Roll, under Chap. 452, Laws 1901:		
Mason, G. H., carpenter	\$420 00
Drake, H. C., carpenter	155 30
Purcell, J. H., carpenter	248 10
Prosser, F., carpenter	300 50
Higgins, T., labor	220 00
Reidy, J., labor	220 00
Sheasby, J., painter	169 10
Jenkins, Ed., painter	275 00
Garbutt, J., laborer	55 00
Lobre, A., laborer	25 20
Jones, S. J., laborer	50 70
Bennett, Ed, laborer	76 00
		\$2,214 90

"A"—General Fund Disbursements for 1902.

<i>Supt. of Public Property—Cont.</i>		
Extra Pay Roll, under Chap. 125, Laws 1901:		
Prosser, F., carpenter	\$27 35
Purcell, J. H., carpenter	27 35
Sheasby, J., painter	27 35
Higgins, T., laborer	23 07
		\$105 12
Total pay rolls		\$42,721 43
<i>Expenses under Chap. 350, Laws 1901—</i>		
Blied, Du Frenne & Schneider, mdse.	\$9 08
Creason, J., mdse.	64 50
Fredrickson, A. D., & J. V., mdse. ..	116 00
Mackay, K. C., mdse.	80 50
O, Neil Oil & Paint Co., mdse.	106 46
Pollard & Taber Co., mdse.	149 34
Sumner & Morris, mdse.	21 10
Swenson, J. A.	808 72
		\$1,355 70
<i>Expenses under Chap. 452, Laws 1901—</i>		
Adamant Mfg. Co.	\$87 15
Kayser, A. H.	131 11
Mayers, A. A.	41 05
Morgan, W. E.	13 70
Miller, Parkinson Lumber Co.	195 78
Stephenson & Studeman	40 30
Pollard & Taber Co.	32 34
Starck Mfg. Co.	43 80
Sharp, J., & Son	9 50
		\$594 73
<i>Expenses under Chap. 125, Laws 1901—</i>		
Keeley, Neckerman & Kessenich	\$16 10
Pollard & Taber Co.	18 77
		\$34 87
<i>Incidental Expenses under Sec. 293, W. I. S., and acts amendatory—</i>		
American Arithmometer Co., mdse. ..	\$750 00
American Chemical & Supply Co., mdse.	4 50
Bell, A., draying	1 50
Bird & Stadelman, mdse.	7 75
Brown & Nevin, draying	2 00
Bicycle Step Ladder Co., mdse.	30 50
Blied, Du Frenne & Schneider, mdse. ..	25 44
Bouer, E. A., paper	15 00
Brown Bros. Mfg. Co.	5 00
Bradstreet Co., subscription	100 00
Blashfield, A. J., chairs	12 00
Bennett, C. C., exp. for window cleaners	1 05
Cooley, C. F., exec. res. fuel and mdse.	444 84
Capital City Paper Co., mdse.	26 76
C. & N W. Ry., freight	151 77

"A"—General Fund Disbursements for 1902.

Incidental Expenses under Sec. 293, W. S., and acts amendatory—Continued.

Callaghan & Co., books	273 60
Conlin, D. F., dray	50
Creason, J., mdse.	1 50
C., M. & St. P. Ry., freight	145 05
Conklin & Sons, fuel, etc.	335 05
Coe & Converse, flowers	3 00
Cram, G. F., atlas	12 50
Consolidated Time Lock Co.	65 00
Daggett, J., dray	7 20
Dunlap, T. J., mdse.	16 00
Denison, W. H., dray	10 00
Dickey, J. R., annotations	3 00
Democrat Printing Co., mdse.	27 20
Eugene, M. S., washing towels	97 35
Erickson, E. A., washing towels	113 25
Eastman, F. R., mdse.	5 05
Electrical Supply Co., mdse.	4 60
Fredrickson, A. D., & J. V., lbr.	44 10
Gerling, H. C., dray	60 00
Globe-Wernicke Co., mdse.	421 86
Grimm, G. & Son, mdse.	16 00
Gould, Wells & Blackburn Co., mdse. .	64 30
Gamm, W. J., mdse.	1 40
Godenschwager, Wm., laying carpet ..	8 00
Hartwig, Ida, washing towels	113 05
Hoffman & Billings Mfg. Co., mdse. .	3 20
Harloff, P. F., mdse.	23 74
Harbot, wood	112 50
Hoeveler & Barkham, mdse.	10 10
Hollister's Pharmacy, mdse.	7 96
Huels, F., services	3 00
Haswell & Scholl, mdse.	6 84
Herrick, Hy., Co., mdse.	10 80
Holcomb, T. Y., bunting	17 68
Illinois Central Ry., freight	11 17
Jarvis, C. W., mdse.	39 75
Jones, A., mdse.	15 00
Jenkins, C. W., mdse.	1 20
Keeley, Neckerman & Kessenich, mdse.	89 68
Knauber Lithog. Co., mdse.	147 50
Kornhauser, A., & Co.	5 85
King & Walker Co., mdse.	28 82
Kayser, A. H., lbr.	289 69
Krehl & Beck, mdse.	9 02
Keyes, Wm., sand	1 00
Kroncké Bros., mdse.	42 13
Library Bureau, mdse.	35 75
Livesey, S. H., mdse.	4 00
Lahm, P., dray	1 00
Ledwith, repairs	1 75
McPherson, P. B., dray	12 50
McGowan, H. B., mdse.	6 35
McDonell, J., services	10 00

"A"—General Fund Disbursements for 1902.

<i>Incidental Expenses under Sec. 293, W. S., and acts amendatory—Continued.</i>		
Madison Gas & Electric Co., mdse. and gas, etc.	160	33
Milward, W. H., plastering	15	00
Mayers, A. A., mdse.	116	89
Milwaukee Dustless Brush Co.	4	00
Minch, B. M., mdse.	2	90
Miller-Parkinson Lumber Co., lumber	241	43
Meltzer, W. J., plumbing, etc.	217	48
Madison city, water tax	32	60
Moseley, J. E., mimeograph, etc.	146	25
Mliward, C. E., services	16	20
Norton, R. G., services	7	25
New York Store, service	76	37
Niebuhr, W. C., dray	6	25
Niedecken, H., Co., mdse.	207	38
Northern Tissue Paper Mills, mdse. ...	53	90
Northwestern Lithograph. Co., mdse..	208	50
Otis Elevator Co., mdse.	32	50
Oakey & Morgan, masons	13	00
Olson, A. & B., chairs	103	00
Owens, W., plumbing and mdse.	36	93
O'Neil Oil & Paint Co., mdse.	58	35
Pollard & Taber, services and mdse. ...	286	59
Pickarts, L. J., & Co., mdse.	10	22
Pritzlaff Hardware Co., mdse.	15	02
Park Dry Goods Store, mdse.	1	53
Paltz, J., mdse.	2	50
Piper Bros., mdse.	1	00
Pizzo, F., mdse.	1	25
Razall, H. G., Mfg. Co., mdse.	6	50
Russell, C. H., mdse.	1	00
Smith Typewriter Co., mdse.	195	40
Sumner & Morris, mdse.	84	27
Sexton & O'Neil, mdse.	3	10
Swinyer, W. W., mdse.	28	20
Stark Bros. Co., mdse.	31	25
Sheasby & Clapp, mdse.	3	00
Soelch, G. & F., mdse.	9	60
Scheler Bros., mdse.	8	05
Schlimgen, F. M., mdse.	8	00
Sharp, J., & Son, plastering	72	00
Stephenson & Studeman, mdse.	17	30
Starck Mfg. Co., mdse.	111	88
Steul, K. F., dray	50	
Smiley, B. E., tuning piano	2	50
Thomas, P., dray	33	75
Trask, A., washing towels	108	40
Tension Envelope Co., mdse.	148	23
Thuringer, I., & Co., mdse.	3	27
Vaas, Danielson, Sturm Co., mdse. ...	2	39
Vaughans Seed Co., mdse.	32	32
Vail, T. L., mdse.	16	26
West Pub. Co., mdse.	18	50
Wyckoff, Seamans & Benedict, mdse..	240	49

"A"—General Fund Disbursements for 1902.

<i>Incidental Expenses, Sec. 293, W. S. and acts amendatory—Continued.</i>		
Western Union Telegraph Co., clock service	16 00
Wiens, A. R., Co., mdse.	11 94
Wilbur Seed Meal Co., mdse.	43 75
Willett, A. B., trees	281 25
		\$7,988 37
<i>Stationery—</i>		
Fischer, Ed., Co.	\$78 44
Knauber, J., Lithographing Co.	268 90
Moseley, J. E.	177 29
Niedecken, H., Co.	401 29
Pickarts, L. J., & Co.	3 80
Parker Pen Co.	12 75
Smith-Premier Typewriter Co.	10 00
Wyckoff, Seamans & Benedict	137 53
		\$1,090 00
<i>Paper—</i>		
Bouer, E. A.	\$1,440 68
		\$1,440 68
<i>Fuel for Capitol—</i>		
Cooley, C. F.	\$5,270 85
		\$5,270 85
<i>Gas and Electric Lights—</i>		
Madison Gas & Electric Co., gas	\$1,837 35
Madison Gas & Electric Co., arc lights	432 00
		\$2,269 35
WISCONSIN NATIONAL GUARD.		
<i>Adjutant General's Department—</i>		
American Express Co.	\$24 03
Behuken, G. F.	11 00
Bergh, M. C.	1,126 67
Britt, J. C.	10 00
Boardman, C. R.	1,580 60
Bollard, J. M.	16 67
Budge, J. W. H.	4 00
Cummings, T. A.	6 00
Conway, J. F.	40
Chandler, Ralph	11 20
Cronyn, Wm. J.	18 40
Driver, Earl	290 00
Democrat Printing Co., printing	303 03
Dane County Telephone Co.	4 00
Emmerson, Alfred E.	100 00
Edwards, J. B.	22 50
Foster, F. L.	5 20
Graham, George	23 00
Gray, E. B.	529 79
Grannis, Ed H.	80
Holbrook, A. T.	8 00
Hicks, E. R.	13 75
Hartwell, W. G.	66 50
Madison post office	417 00

"A"—General Fund Disbursements for 1902.

<i>Adjutant General's Dept.—Continued.</i>		
Lottie, O. M.	2 40	
Miller, H. C.	2 00	
Muller, R. W.	1,000 00	
McCoy, R. B.	11 00	
McArthur, D. S.	16 00	
Peterson, Sewell	19 13	
Priestley, Mary W.	630 00	
Rood, C. A.	80	
Richards, R. A.	18 06	
Russell, C. H.	505 21	
Spawn, M. J.	6 80	
Salsman, John G.	1,062 00	
Spenser, L. E.	2 80	
Seaman, G. E.	8 40	
Taft, J. W.	3 20	
Turner, John	13 33	
Taft, J. W.	1 20	
United States Express Co.	8 91	
Voms, L. W.	3 00	
Western Union Telegraph Co.	5 66	
Wisconsin Telephone Co.	58 74	
Williams, H. H.	2 40	
Williams, John M.	500 00	
Webster, N. B.	2 00	
Wohr, H.	6 00	
Woods, Co., Wm.	8 75	
Whiting, J. B.	2 00	
Yohr & Lang Drug Co.	63 47	
1st Regt., Co. A, allowances	890 00	
1st Regt., Co. B, allowances	770 00	
1st Regt., Co. C, allowances	770 00	
1st Regt., Co. D, allowances	875 00	
1st Regt., Co. E, allowances	835 00	
1st Regt., Co. F, allowances	860 00	
1st Regt., Co. G, allowances	765 00	
1st Regt., Co. H, allowances	775 00	
1st Regt., Co. I, allowances	740 00	
1st Regt., Co. K, allowances	860 00	
1st Regt., Co. L, allowances	720 00	
1st Regt., Co. M, allowances	780 00	
1st Regt., colonel	100 00	
1st Regt., major	50 00	
1st Regt., major	50 00	
1st Regt., major	50 00	
1st Regt., captain and adjutant, allow- ances for band	340 00	
2d Regt., Co. A, allowances	765 00	
2d Regt., Co. B, allowances	790 00	
2d Regt., Co. C, allowances	775 00	
2d Regt., Co. D, allowances	745 00	
2d Regt., Co. E, allowances	785 00	
2d Regt., Co. F, allowances	780 00	
2d Regt., Co. G, allowances	755 00	
2d Regt., Co. H, allowances	740 00	
2d Regt., Co. I, allowances	760 00	

"A"—General Fund Disbursements for 1902.

<i>Adjutant General's Dept.—Continued.</i>		
2d Regt., Co. K, allowances	765 00
2d Regt., Co. L, allowances	745 00
2d Regt., Co. M, allowances	745 00
2d Regt., colonel	100 00
2d Regt., 3 majors	150 00
2d Regt., captain and adjutant, allow- ances for band	340 00
3d Regt., Co. A, allowances	755 00
3d Regt., Co. B, allowances	790 00
3d Regt., Co. C, allowances	750 00
3d Regt., Co. D, allowances	775 00
3d Regt., Co. E, allowances	760 00
3d Regt., Co. F, allowances	735 00
3d Regt., Co. G, allowances	765 00
3d Regt., Co. H, allowances	790 00
3d Regt., Co. I, allowances	690 00
3d Regt., Co. K, allowances	775 00
3d Regt., Co. L, allowances	790 00
3d Regt., Co. M, allowances	780 00
3d Regt., colonel	100 00
3d Regt., 3 majors	150 00
3d Regt., captain and adjutant, allow- ances for band	340 00
10th Separate Battalion, Co. A, allow- ance	745 00
10th Separate Battalion, Co. A, spe- cial muster and pay roll	120 06
10th Separate Battalion, Co. B, special muster and pay roll	750 00
10th Separate Battalion, Co. C, special muster and pay roll	735 00
10th Separate Battalion, Co. D, special muster and pay roll	750 00
10th Separate Battalion, major	50 00
10th Separate Battalion, 1st lieut. adjt. Troop A, 1st Cavalry, muster and pay roll	50 00
2,665 00
1st Battery Field Artillery, muster and pay roll	2,640 00
		\$46,775 86
<i>Quartermaster General's Department—</i>		
American Express Co.	\$109 55
Alsted, Karsten & Co.	34 00
Anderson, Henry	65 50
Armstrong, E. A.	7 80
Allen, Bert	2 80
Baker, Wm. C.	1,000 00
Buroughs, E. S.	600 00
Bradley, Warren	66 67
Bunde & Upmeyer	12 48
C., M. & St. P. Ry. Co.	4,945 88
C., B. & Q. Ry. Co.	3 63
C. & N. W. Ry. Co.	3,147 33
C., St. P., M. & O. Ry. Co.	2,607 67
Democrat Printing Co.	251 34

"A"—General Fund Disbursements for 1902.

<i>Quartermaster General's Dept.—Cont.</i>		
Ebberhardt, Otfio	7 30
Frahmader, Geo. M.	142 90
Fairbairne & Dalton	250 00
Goodyear Lumber Co.	268 16
Green Bay & Western Ry. Co.	4 20
Gleason, L. E. & Son	7 87
Hodgins, Joshua	2,616 32
Illinois Cen. Ry. Co.	37
Johnson, Peter	47 25
Johnson, R. C.	1 75
Johnson, Chas. D.	27 90
King-Walker Co.	85 00
Madison post office	150 00
McNeill, Ed. H.	520 00
Menomonie Hydraulic Press Brick Co.	38 50
Olson, C.	23 52
Peterson, Wm.	16 40
Petrie, J. N.	162 50
Sholle, Henry	600 00
Siebold, Chas. H.	47 04
Shueller, J. B.	250 75
Schwab Stamp & Seal Co.	46 30
The C. Reiss Coal Co.	73 80
United States Express Co.	41 10
Williams, C. R.	1,771 30
Wiley, Wm. H., & Son	25 00
Wisconsin Paste Co.	40 00
Wisconsin Central Ry. Co.	46 05
Western Union Telegraph Co.	24 38
		\$20,190 31
<i>State Historical Society—</i>		
American Express Co.	\$214 52
A. L. A. Pub. Co.	8 42
Aten, H. J.	2 50
American Library Ass'n	4 00
Adams, W. T.	7 10
Aspinwall, A. A.	5 00
Arthur, Mrs. J. J.	3 50
American Catholic Historical Society.	2 00
American Museum of N. H.	6 00
American Statistical Society	2 00
Austin, Samuel	2 75
Bradley, I. S.	1,200 00
Baker, F. E.	540 00
Butts, Bennie	405 00
Blair, E. H.	393 30
Burdette Rountree Mfg. Co.	15 00
Conley, John	16 50
Clapin, Silvia	10 75
C. & N. W. Ry. Co.	80 70
Cadby, J. H. A.	49 15
Curtiss, E. R.	3 00
Cramer, Katherine	30 40
Carpenter, D. H.	7 50
Craft, George	43 30

*"A"—General Fund Disbursements for 1902.**State Historical Society—Cont.*

C., M. & St. P. Ry. Co.	61 55
City Treasurer, Madison	112 44
Clark Engraving Co.	24 40
Curtis, C. L.	3 75
Conklin & Son	24 09
Coulton, Mrs. J. B.	3 12
Crane, G. W.	11 52
Caswell Co.	19 35
Clark, A. H., Co.	5 40
Cumulative Index Co.	5 00
Clark, A. S.	5 00
Davenport, D.	180 00
Dean, T.	450 00
Detrich, E.	149 00
Democrat Printing Co.	4,642 94
Dane County Telephone Co.	54 00
Davis, A. W., & Co.	26 50
Dennison Mfg. Co.	3 50
Foster, M. S.	391 68
Ferris, E. S.	7 74
Foot, F. J.	10 15
Galley, Wm. J., & Co.	2 25
Gattiker, E.	355 50
Grove, Wm. E.	60 00
Green, C. R.	5 25
Gunkel, T.	243 00
Gibson, H. P.	35 00
Gerling, H. C.	25 50
Gross, Phillip	2 79
Gagnon, P.	99 00
Gibbons, R. O.	13 20
Gamm, W. J.	12 00
German American Historical Society ..	3 00
Hurlburt, S. A.	27 00
Hawley, E. A.	220 00
Hean, C. S.	269 50
Helmon Taylor Co.	82 50
Harding, George	122 00
Hodge, F. W.	3 50
Harloff, P. F.	16 00
Hanna, C. A.	8 00
Harper Bros.	25 00
Horton, Clyde	7 00
Joel Munsell's Sons	123 99
James, F. S. C.	232 03
Jackson, H. N.	18 00
Johnson Electric Co.	11 71
James, Miss J.	17 00
Julius Andrae Sons Co.	5 00
King-Walker Co.	5 50
Kellogg, L. P.	513 55
Kehoe, C.	214 70
Keyes, E. W.	410 70
Lamb, J. H.	7 00

 "A"—General Fund Disbursements for 1902.

<i>State Historical Society—Cont.</i>		
Littlefield, G. E.	156 06
Lincoln, C. C.	450 00
Ledwith, E.	315 00
Lindsay, C.	40 90
Libbie, C. F.	3 15
Liscott, L. W.	87 00
Library Bureau	4 00
McClurg, A. C., & Co.	323 40
Madison Gas & Electric Co.	1,151 40
Marshall, F. B.	54 00
Marshall, Katherine	10 40
Matthews, D. R.	43 95
McConnell, W. T., & Son	37 61
Mollman, J. E.	4 00
Moore, W. H.	251 62
Montgomery Ward & Co.	11 86
Meigs, H. B.	6 00
Mississippi Valley Press	6 00
Manning, Wm. H.	8 00
Mashek, Nan	35 00
New York Store	10 28
Nuns, A. A.	320 40
New York History Co.	12 00
Northwestern Lithographing Co.	9 09
Newkirk, Mrs. J. B.	7 00
Oakley, M. M.	900 00
Owen, T. M.	12 00
Ogle, G. A. & Co.	15 00
Parkinson, E.	315 00
Peterson & Rounds	12 50
Pickarts, L. J., & Co.	3 60
Porter, Mrs. J. W.	18 00
Quinn, N.	12 20
Rudd, E.	243 00
Rudd, F. E.	4 50
Robertson, J. A.	20 00
Rivers, W. C.	2 50
Richards, L. J., & Co.	5 00
Southeran, H., & Co.	392 20
Stechert, G. E.	1,005 82
Smith, E. C.	279 36
Sather, R.	243 00
Schroeder, C.	81 00
Sumner, Edwin, & Son	3 35
Shackelford, C.	5 00
Schwab Stamp & Seal Co.	5 77
Stephenson & Studemann	23 86
Society Historical Society	3 00
Standard Oil Co.	9 73
Thwaites, R. G.	1,847 89
The Leader Co.	3 00
Taylor, H. S.	7 25
United States Express Co.	132 63
Walsh, A.	79 25
Walsh, A. I.	305 20

"A"—General Fund Disbursements for 1902.

State Historical Society—Cont.

Westburg, E.	405 00
Westbury, Frank	15 00
White, G. L.	6 00
Western Union Telegraph Co.	5 28
Wyman, W. C.	100 00
Wisconsin Telephone Co.	17 95
Wintermute, J. P.	3 00
Warner, G. E.	40 60
White, J. F.	8 00
White, M. L.	5 00
Wattam, J.	9 40
Wilber, L. F.	4 50
Weeks, S. B.	8 50
		\$22,416 65

Free Library Commission—

American Express Co.	\$70 63
Brown, Bertha M.	206 35
Baldwin, Bessie M.	25 75
Buffalo Public Library	48 00
Brumder, George	8 33
Cantwell, J. M.	13 40
Curtiss, S. M.	315 00
C. & N. W. Ry. Co.	4 96
Dane County Telephone Co.	18 00
Des Forges & Co.	309 05
Democrat Printing Co.	357 50
De Wolf, Fiske & Co.	55 80
Fredrickson, J. V.	12 00
Ferris, L. E.	5 45
Fairbank, Morse & Co.	10 80
Ferris, E. S.	15 80
Gattiker, Emma	7 50
Goodwin, J. E.	12 00
Gerling, Henry	14 50
German Society	7 50
Grimm, G., & Son	110 00
Greenfield, Edna M.	8 00
Hutchins, F. A.	1,488 14
Hules, Fred	3 00
Houghton, Walter S.	47 38
Harper, Blanche	4 40
Keyes, E. W.	251 00
Kaufman, Mrs. Clare	162 39
Lemke & Buchner	832 86
Library Bureau	27 60
Menasha Wood Splint Co.	74 50
McClurg, A. C., & Co.	197 86
Madison Gas & Electric Co.	14 14
Miller, Zena	344 05
McCarthy, Charles	749 97
Marvin, Cornelia	1,166 83
McDonald, K. I.	521 80
Mathews, Mary E.	34 05
Neu, Alice	40 00
Milwaukee Express Co.	25 15

"A"—General Fund Disbursements for 1902.

<i>Free Library Commission—Cont.</i>		
Porter, James	7 50
Stearns, L. E.	1,430 54
Smith, Mary A.	20 76
Postal Telegraph—Cable Co.	25
Subscription News Co.	14 75
Office Publishers Weekly	3 25
Oakey & Morgan	18 00
Snyder, Tillie L.	3 05
The Kenyon Printing Co.	9 50
Oglive, Jane	23 89
Taft, William	6 80
United States Express Co.	17 24
Wohre, G. A.	300 00
Wing, Florence	35 50
Wilson, H. W.	3 00
Western Union Telegraph Co.	11 79
		\$9,527 26
<i>Geological and Natural History Survey—</i>		
American Express Co.	\$110 89
Alexander, Walter	66 81
Allen, R. C.	30 40
Breitwisch, A. J.	20 00
Birge, E. A.	198 56
Bibbs, Idolyn	9 20
Clark Engraving Co.	53
Dennison, F. K.	60 00
Democrat Printing Co.	244 58
Eimer & Amend	8 25
Fenniman, N. M.	299 28
Held, H. F.	11 85
Hollister's Pharmacy	4 00
Lenher, Victor	162 50
Marsh, Dwight C.	17 20
Ohmis, Fred C.	27 00
Pickering, R. C.	3 75
Sanford, F. G.	110 00
Smithsonian Institute	48 40
United States Express Co.	48 34
Van Horn, F. B.	6 50
Weidman, Sam	1,204 48
Yager, M. E.	23 25
		\$2,716 17
<i>Commissioner of Public Printing—</i>		
Evening Telegram Co., pub.	\$7 05
Sentinel Co., pub. prop. for Wis. report	24 00
Gazette Printing Co.	9 40
Republican & Leader	7 05
Telegram Publishing Co.	7 05
		\$54 55
<i>Academy of Sciences, Arts, and Letters—</i>		
American Express Co.	\$5 16
United States Express Co.	9 41
Democrat Printing Co., binding vols..	112 50
Northwestern Lithog. Co., illust.	148 58
		\$275 65

"A"—General Fund Disbursements for 1902.

COMMON SCHOOLS.		
<i>Examiners of State Teachers—</i>		
Hardy, Albert, per diem and expenses, examiner	\$130 70
Stearns, J. W., per diem and expenses, examiner	45 00
Viebahn, C. F., per diem and expenses, examiner	95 97
Democrat Printing Co., printing report of Wisconsin Teachers' Association.	317 12
Interest on certificates of indebtedness	109,459 00
		\$110,047 79
STATE UNIVERSITY.		
<i>Agricultural Experiment Station—</i>		
Barnes, Crosby & Co., illust.	\$16 50
Binner Engraving Co., illust.	16 50
Democrat Printing Co., bulletins, etc..	1,585 65
Harper, B., services	89 63
Harrison, E. L., illust.	1 20
Northwestern Lithog. Co.	76 13
Pitman, J. M.	15 10
Walters, W. A., illust.	1 50
Zimmerman, O. B.	2 00
Zimmerman, J. G.	9 25
Yewdale, J. H., & Sons, Co.	79 80
		\$1,893 26
<i>Miscellaneous—</i>		
Evening Wisconsin Co.	\$6 60
Democrat Printing Co.	389 72
University Fund Income, Agric. Bldg. approp. Chap. 322, Laws 1901	50,000 00
University Fund Income, Agric. Insti- tutes, approp. Sec. 1494b	12,000 00
University Fund Income, appr. Wash- burn Observatory, Sec. 321	3,000 00
University Fund Income, interest on University certificates of indebted- ness	7,770 00
Agricultural College Income, interest on Agricultural College certificates of indebtedness	4,242 00
		\$77,408 32
NORMAL SCHOOLS.		
<i>Teachers' Institutes—</i>		
Normal School Fund Income, approp. Chap 371, Laws 1901	\$1,203 61
Normal School Fund Income, approp. Chap. 154, Laws 1901	25,000 00
Normal School Fund Income, interest on Normal Fund certificates of in- debtedness	36,099 00
		\$62,302 61

 "A"—General Fund Disbursements for 1902.

FREE HIGH SCHOOLS.		
Albany	\$466 20
Algoma	466 20
Alma	466 20
Antigo	466 20
Appleton, 2d district	466 20
Appleton, 3d district	466 20
Ashland	466 20
Augusta	466 20
Argyle	466 20
Arcadia	466 20
Almond	104 85
Amherst	349 50
Avoca	272 61
Bangor	466 20
Baraboo	466 20
Barron	466 20
Bayfield	466 20
Beaver Dam	466 20
Beloit	466 20
Berlin	466 20
Birnamwood	461 34
Black Earth	466 20
Black River Falls	466 20
Bloomington	466 20
Boscobel	466 20
Brandon	466 20
Brodhead	466 20
Burlington	466 20
Baldwin	405 42
Belleville	272 61
Belmont	466 20
Benton	370 47
Blair	316 88
Bloomer	419 40
Brillion	356 49
Cambridge	466 20
Cassville	466 20
Chilton	466 20
Chippewa Falls	466 20
Clinton	466 20
Clintonville	466 20
Cobb	419 40
Columbus	466 20
Cumberland	466 20
Cadott	335 52
Cambria	440 37
Cashton	335 52
Cedarburg	466 20
Chetek	272 61
Colby	466 20
Cuba City	398 43
Darlington	466 20
Deerfield	466 20
De Forest	995 00

"A"—General Fund Disbursements for 1902.

Delavan	466 20
De Pere	466 20
Dodgeville	466 20
Durand	466 20
East Troy	466 20
Eau Claire	466 20
Edgerton	466 20
Elkhorn	466 20
Elroy	466 20
Ellsworth	466 20
Evansville	466 20
Fennimore	466 20
Florence	466 20
Fond du Lac	466 20
Fort Atkinson	466 20
Fox Lake	466 20
Fairchild	466 20
Fountain City	335 52
Friendship	279 60
Galesville	466 20
Glenwood	466 20
Grand Rapids, East Side	466 20
Grand Rapids, West Side	466 20
Green Bay, West Side	466 20
Green Bay, East Side	466 20
Greenwood	466 20
Glenbeulah	335 52
Grantsburg	335 52
Hammond	466 20
Hartford	466 20
Hayward	466 20
Highland	466 20
Horicon	466 20
Hudson	466 20
Hurley	466 20
Hazel Green	314 55
Hillsboro	326 20
Humbird	295 91
Iola	335 52
Jefferson	466 20
Janesville	466 20
Juneau	466 20
Kaukauna	466 20
Kenosha	466 20
Kewaunee	466 20
Kiel	466 20
Lake Geneva	466 20
Lake Mills	466 20
Lancaster	466 20
Lodi	466 20
Loyal	466 20
Linden	293 58
Lone Rock	251 64
Madison	466 20
Manawa	562 50
Marinette	466 20

"A"—General Fund Disbursements for 1902.

Marshall	645 00	
Marshfield	466 20	
Mauston	466 20	
Mayville	466 20	
Mazomanie	466 20	
Medford	466 20	
Menasha	466 20	
Merrill	466 20	
Milton Junction	466 20	
Mineral Point	466 20	
Mondovi	466 20	
Monroe	466 20	
Montello	466 20	
Montfort	720 00	
Mukwonago	419 40	
Marion	270 00	
Merrillan	410 08	
Middleton	337 50	
Milton	337 85	
Mt. Hope	272 61	
Muscoda	361 15	
Necedah	466 20	
Neenah	466 20	
Neillsville	466 20	
New Lisbon	466 20	
New London	466 20	
New Richmond	466 20	
Oconomowoc	466 20	
Oconto	466 20	
Omro	466 20	
Onalaska	466 20	
Oregon	466 20	
Osceola	466 20	
Oakfield	372 80	
Oakwood	314 55	
Palmyra	466 20	
Pewaukee	466 20	
Phillips	466 20	
Plainfield	466 20	
Platteville	466 20	
Plymouth	466 20	
Portage	466 20	
Port Washington	466 20	
Poynette	466 20	
Prairie du Chien	466 20	
Prairie du Sac	466 20	
Prentice	466 20	
Prescott	466 20	
Pepin	314 55	
Peshtigo	466 20	
Potosi	398 43	
Reeseville	293 58	
Rosendale	293 58	
Randolph	466 20	
Racine	466 20	
Reedsburg	466 20	

"A"—General Fund Disbursements for 1902.

Rhineland	466 20	
Rice Lake	466 20	
Richland Center	466 20	
Ripon	466 20	
River Falls	466 20	
Sauk City	466 20	
Seymour	466 20	
Sharon	466 20	
Shawano	466 20	
Sheboygan	466 20	
Sheboygan Falls	466 20	
Shell Lake	697 50	
Shullsburg	466 20	
Sparta	466 20	
Spring Green	466 20	
St. Croix Falls	466 20	
Stevens Point	466 20	
South Milwaukee	466 20	
Stoughton	466 20	
Sturgeon Bay	466 20	
Sun Prairie	466 20	
Stockbridge	260 96	
Stanley	419 40	
Soldiers Grove	398 43	
Sextonville	391 44	
Tomah	466 20	
Trempealeau	335 52	
Thorp	335 52	
Two Rivers	466 20	
Tomahawk	466 20	
Unity	267 95	
Union Grove	466 20	
Viola	346 00	
Viroqua	466 20	
Vernon	400 00	
Wonegoc	466 20	
Winneconne	466 20	
Whitewater	466 20	
Weyauwega	466 20	
West Salem	466 20	
Westfield	466 20	
West De Pere	466 20	
West Bend	466 20	
Wauwatosa	466 20	
Wausau	466 20	
Waupun	466 20	
Waupaca	466 20	
Waukesha	466 20	
Watertown	466 20	
Waterloo	466 20	
Washburn	466 20	
Walworth	466 20	
Wittenberg	272 61	
Wilton	302 90	
Waldo	293 58	
		\$97,598 37

"A"—General Fund Disbursements for 1902.

<i>Manual Training in High Schools—</i>		
Appleton High School	\$250 00
Eau Claire	250 00
Florence	250 00
Fond du Lac	250 00
Janesville	250 00
Mayville	250 00
Menomonie	250 00
Oshkosh	250 00
		\$2,000 00
<i>Wisconsin Dairymen's Association—</i>		
Treas. Wisconsin Dairymen's Ass'n, appropriation	\$2,000 00
Democrat Printing Co., prtg. report..	600 70
		\$2,600 70
<i>Wisconsin Cranberry Growers' Association—</i>		
Treas. Cranberry Growers' Ass'n, ap- propriation Chap. 279, Laws 1901 ..	\$250 00
		\$250 00
<i>Wisconsin Cheesemakers' Association—</i>		
Treas. Wisconsin Cheesemakers' Asso- ciation, appropriation	\$400 00
Democrat Printing Co., prtg. report..	245 09
		\$645 09
<i>Wisconsin Horticultural Society—</i>		
Treas. Wisconsin Horticultural So- ciety, appropriation	\$2,250 00
Democrat Printing Co., prtg. report..	748 25
Evening Wisconsin Co., printing . .	6 00
		\$3,004 25
<i>Wisconsin State Firemen's Association—</i>		
Treas. Wisconsin State Firemen's As- sociation, appropriation	\$375 00
		\$375 00
<i>Inspector of Apiaries—</i>		
France, N. E., inspector, per diem and expenses	\$527 40
		\$527 40
<i>Prevention of San Jose Scale, Chap. 180, Laws 1899—</i>		
Goff, E. S.	\$7 39
Tracy, Gibbs & Co.	14 66
		\$22 05
<i>St. Louis World's Fair, Chap. 297, Laws 1901—</i>		
Commissioners of St. Louis World's Fair, approp.	\$1,000 00
		\$1,000 00
<i>Bounty—</i>		
Bounty on wild animals	\$11,452 00
		\$11,452 00

"A"—General Fund Disbursements for 1902.

<i>Claims Against U. S. Government, Chap. 267, Laws 1899—</i>		
Comstock, H. S., special agent, salary and expenses	\$2,291 54
Hunt, A. B., expenses	30 65
		\$2,322 19
<i>Vicksburg Commission, Chap. 281, Laws 1901—</i>		
Alexander, J. W.	\$55 60
Baldock, J. W.	57 40
Bird, H. P.	72 88
Clawson, P. J.	33 65
Curtis, J.	59 77
Carter, A.	56 25
Burnham, O. J.	54 30
Damuth, D. S.	50 30
Doane, P.	53 27
Evans, E. V.	46 85
Hale, G.	49 20
Hunt, I. W.	57 00
James, D. G.	54 20
Magdeburg, F. H.	52 80
Ries, F. J.	51 80
Vilas, Wm. F.	61 15
Weissert, A. G.	55 20
		\$921 62
<i>Shiloh Battlefield Commission, Chap. 381, Laws 1901—</i>		
Baldock, J. W.	\$51 92
Jones, D. L.	53 00
James, D. G.	59 60
Magdeburg, F. C.	34 80
Osborne, R. E.	72 88
Riverside Printing Co.	4 00
		\$276 20
<i>Inter-State Park Commission, Chap. 305, Laws 1901—</i>		
Baker, H. D., per diem and expenses, and condemnation proceeding	\$212 98
Cole, C. F., per diem and expenses ...	13 45
Churchill, J. B., village treas. of St. Croix Falls, taxes	56 13
Perkins, P. H., per diem and expenses	68 74
McCourt, Mary E., amt. awarded for condemned land	63 33
McKenney, Chas. E., amt. awarded for condemned land	63 33
McKenney, Orié, amt. awarded for condemned land	63 34
McCourt, Georgia, Mrs., amt. awarded for condemned land	63 33
Kopp, Carrie, Mrs., amt. awarded for condemned land	63 33
McKenney, Martha, now Mrs. Patrick, amt. awarded for condemned land..	63 34

"A"—General Fund Disbursements for 1902.

<i>Inter-State Park Commission—Cont.</i>		
Brown, H. K., marshall, service of notice	1 80
Isaacson, A., commissioner in condemnation	5 00
Park, J. W., commissioner in condemnation	7 50
Oakey, C. H., commissioner in condemnation	7 50
Blandnig, Marion, amt. awarded for condemned land	40 00
Lowell, Elmore, amt. awarded for condemned land	448 14
Hospes, A. E., amt. awarded for condemned land	448 14
Jasoy, Theo., guardian for Staples, amt. awarded for condemned land..	448 15
Sauntry, Wm., amt. awarded for condemned land	784 25
Staples, Z. E., amt. awarded for condemned land ..	112 04
Bronson, W. G., amt. awarded for condemned land	149 38
Towle, Mary Belle, amt. awarded for condemned land	149 38
Clark, Olivia J., amt. awarded for condemned land	149 38
Clark, L. S., amt. awarded for condemned land	149 38
Bean, Mary A., amt. awarded for condemned land ..	149 38
Bronson, Edwin S., amt. awarded for condemned land	149 38
		\$3,930 10
<i>Miscellaneous—</i>		
State Historical Library Bldg. Fund approp. for 1902	\$100,000 00
Wood county, approp. Chap. 378, laws 1901	156 00
Pease, L. S., approp., Chap. 427, laws 1901	282 00
Chippewa River & Menomonie Ry. Co., refund of tax	6 25
Sanberg, Erick, refunded balance of escheated estate of Laura Armitage Clerk of Courts, for making report of criminal statutes for 1899	20 00
Democrat Printing Co., binding, etc., 2,000 vol. of public documents	30 00
	937 29
		\$101,431 54
<i>Publishing Bank Reports—</i>		
Newspapers publishing financial condition of State Banks	\$153 60
		\$153 60

"A"—General Fund Disbursements for 1902.

<i>Advertisng Lanās—</i>		
Ahlstrom, Myrland	\$4 95
Comstock & McCall	11 76
Goodman, M.	9 80
Register Publishing Co.	6 85
State Journal Printing Co.	1 20
		\$34 56
<i>Making Statement of Sales of Real Estate—</i>		
Adams county	\$12 40
Ashland county	44 00
Barron county	16 00
Bayfield county	18 00
Brown county	20 80
Buffalo county	18 40
Burnett county	17 04
Calumet county	4 80
Chippewa county	41 60
Clark county ..	44 00
Columbia county	14 00
Crawford county ..	26 00
Dane county ..	24 00
Dodge county	15 00
Door county	8 32
Douglas county ..	128 48
Dunn county ..	13 60
Eau Claire county ..	14 16
Florence county ..	3 04
Fond du Lac county ..	45 36
Forest county	44 88
Grant county	26 08
Green county	15 68
Green Lake county ..	6 96
Iowa county	12 76
Iron county	12 00
Jackson county ..	25 87
Jefferson county ..	19 68
Juneau county ..	26 72
Kenosha county ..	4 00
Kewaunee county ..	14 24
La Crosse county ..	15 04
Lafayette county ..	11 60
Langlade county ..	35 33
Lincoln county ..	40 00
Manitowoc county ..	14 96
Marathon county ..	46 08
Marquette county ..	51 12
Marquette county ..	3 60
Milwaukee county ..	30 96
Monroe county ..	38 96
Oconto county ..	34 56
Oneida county ..	37 28
Outagamie county ..	28 26
Ozaukee county ..	4 32
Pepin county ..	4 56
Pierce county ..	24 24

"A"—General Fund Disbursements for 1902.

<i>Making Statements of Sales of Real Estate—Continued.</i>		
Polk county	11 20
Portage county	12 24
Price county	42 40
Racine county	10 64
Richland county	8 50
Rock county	27 26
St. Croix county	21 20
Sauk county	33 92
Sawyer county	44 80
Shawano county	43 20
Sheboygan county	15 28
Taylor county	36 66
Trempealeau county	5 28
Vernon county	16 00
Vilas county	5 60
Walworth county	10 32
Washburn county	40 80
Washington county	7 20
Waukesha county	3 60
Waupaca county	28 00
Waushara county	14 00
Winnebago county	10 56
Wood county	24 00
		\$1,630 80
<i>County Agricultural Societies—</i>		
Adams County Agricultural Society ..	\$594 86
Arcadia Agric. & Driving Ass'n	1,200 00
Ashland County Agricultural Soc.	481 85
Barron County Agricultural Soc.	602 28
Bayfield County Fair Ass'n	368 80
Berlin Industrial & Agric. Soc.	1,072 20
Blakes Prairies Agric. Soc.	623 30
Boscobel Agric. & Driving Park Ass'n ..	718 07
Brown County Hortical & Agric. Soc. ..	1,062 94
Buffalo County Agric. Soc.	1,200 00
Burnett County Agric. Soc.	200 00
Calumet County Agric. Ass'n	624 96
Clark County Agric. Soc.	1,056 00
Crawford County Agric. Soc.	200 00
Central Agric. & Drivng Park Ass'n ..	962 34
Columbia County Agric. Soc.	1,200 00
Cumberland Agric. & Driving Park Ass'n	824 20
Dane County Agric. Soc.	1,008 93
Dodge County Fair Ass'n	1,200 00
Dunn County Agric. Soc.	1,200 00
Eau Claire County Agric. Soc.	986 63
Evansville Rock County Agric. Soc.	672 30
Elroy Fair Ass'n & Agric. Soc.	734 10
Grant County Agric. Soc.	609 70
Green County Agric. Soc.	1,165 05
Hillsboro Driving & Agric. Soc.	845 78
Iowa County Agric. Soc.	819 30

"A"—General Fund Disbursements for 1902.

<i>County Agricultural Societies—Con.</i>		
Jackson County Agric. Soc.	950 72
Jefferson County & Rock River Valley Agric. Soc.	1,032 20
Juneau County Agric. Soc.	926 20
Kickapoo Valley Agric. & Driving Park Ass'n	1,200 00
Kewaunee County Agric. Soc.	200 00
La Crosse County Agric. Soc.	1,019 28
Lafayette County Agric. Soc.	1,200 00
Langlade County Agric. Soc.	616 66
Lincoln County Agric. Soc.	795 20
Lodi Union Agric. Soc.	551 80
Industrial Ass'n of Manitowoc County	864 56
Marathon County Agric. Soc.	1,195 88
Marquette County Agric. Soc.	591 60
Eastern Monroe County Agric. Soc..	415 40
Merrillan Agric. & Driving Park Ass'n	595 76
New London Agric. Soc.	907 72
New Richmond Park Ass'n	552 04
Oconto County Agric. Soc.	541 32
Oneida County Agric. Soc.	1,200 00
Oneida Reservation Agric. Soc.	132 00
Outagamie County Agric. Soc.	1,088 90
Ozaukee County Agric. Soc.	990 32
Pepin County Agric. Soc.	494 10
Pierce County Agric. Soc.	793 30
Platteville Fair Ass'n	996 92
Polk County Fair Soc.	924 00
Portage County Agric. Soc.	415 20
Price County Agric. Soc.	200 00
Richland County Agric. Soc.	812 50
Sauk County Agric. Soc.	947 74
Seymour Fair & Driving Park Ass'n	575 62
Shawano County Agric. Soc.	288 10
Sheboygan County Agric. Soc.	688 90
Southwestern Wisconsin Fair	1,200 00
Sparta Driving & Agric. Ass'n	1,200 00
Stevens Point Fair Ass'n	939 30
Taylor County Mechanic. & Agric. Soc.	577 40
Trempealeau County Agric. Soc.	1,200 00
Vernon County Agric. Soc.	1,110 60
Walworth County Agric. Soc.	1,200 00
Washington County Agric. Soc.	803 82
Wausara County Agric. Soc.	627 62
Waupaca County Agric. Soc.	899 00
Winnebago County Agric. & Horti- cultural Soc	1,086 50
		\$57,721 77
<i>La Crosse Inter State Fair—</i>		
Appropriation, Chap. 337, laws 1901..	\$2,000 00
Ten per cent. of premiums paid, Chap. 337, laws 1901	376 13
		\$2,376 13

"A"—General Fund Disbursements for 1902.

<i>Northern Wisconsin State Fair—</i>		
Appropriation, Sec. 1458d, Chap. 356.		
laws of 1901	\$3,250 00
Ten per cent. of premiums paid, Chap.		
356, laws 1551	369 96
		\$3,619 96
<i>State Board of Agriculture—</i>		
Davidson, J. O., treasurer, approp.		
to society	\$4,000 00
Davidson, J. O., treasurer, ten per		
cent. of premiums	2,002 07
Democrat Printing Co., printing ..	1,445 89
Northwestern Lithog. Co., printing ..	72 73
C. & N. W. Ry., freight	2 45
Madison post office, postage, etc.	447 00
Dane County Telephone Co., rental..	16 00
Western Union Teleg. Co., telegrams	13 99
American Express Co., expressage ...	82 95
United States Express Co., expressage	31 14
		\$8,114 22
<i>Reimbursement of Drainage Fund and</i>		
<i>Its Distribution, Chap. 444, Laws</i>		
<i>1901—</i>		
Adams county	\$36 19
Ashland county	897 91
Bayfield county	389 90
Brown county ..	36 20
Burnett county	40 41
Calumet county	6 43
Chippewa county	68 75
Clark county	27 60
Columbia county	3 12
Dodge county ..	77 39
Door county	95 85
Douglas county	2,647 41
Dunn county ...	148 87
Eau Claire county	115 46
Florence county	93 60
Fond du Lac county	1 95
Forest county	431 46
Gates county	397 38
Grant county	4 28
Green Lake county	10 26
Iron county	4,651 01
Jackson county	80 00
Jefferson county	15 66
Kewaunee county	49
La Crosse county	10 43
Langlade county	508 10
Lincoln county	414 04
Marathon county	38 35
Marinette county	759 13
Marquette county	32 93

“A”—General Fund Disbursements for 1902.

<i>Reimbursement of Drainage Fund and its Distribution, Chap. 444, Laws 1901—Continued.</i>		
Monroë county	28 84
Oconto county	253 88
Oneida county	1,277 96
Outagamie county	8 07
Pepin county	34 42
Polk county	96 50
Portage county	252 01
Price county	1,503 01
Sauk county	14 04
Sawyer county	195 09
Shawano county	350 34
Taylor county	596 18
Trempealeau county	3 33
Vernon county	2 05
Vilas county	140 76
Washburn county	230 88
Waukesha county	85 35
Waupaca county	194 47
Waushara county	91 60
Winnebago county	39 48
Wood county	494 98
		\$17,933 80
<i>Vessel Tonnage Tax, Chap. 192, Laws 1901—</i>		
Ashland county, ½ of tax received, returned	\$4 94
Bayfield county, ½ of tax received, returned	54
Brown county, ½ of tax received, returned	73 34
Door county, ½ of tax received, returned	70 43
Douglas county, ½ of tax received, returned	52 53
La Crosse county, ½ of tax received, returned	13 04
Manitowoc county, ½ of tax received, returned	17 12
Marinette county, ½ of tax received, returned	32
Oconto county, ½ of tax received, returned	84
Pierce county, ½ of tax received, returned	18
Sheboygan county, ½ of tax received, returned	24 15
Milwaukee county, ½ of tax received, returned	436 55
McFarland, G., paid tax twice—refunded	2 19
		\$619 17

"A"—General Fund Disbursements for 1902.

LEGISLATURE.		
<i>Printing</i>		
Democrat Printing Co., Senate journal	\$339 14
Democrat Printing Co., Assembly journal	401 20
Democrat Printing Co., session laws..	2,358 25
		\$3,098 59
<i>Blue Book—</i>		
Democrat Printing Co., printing blue book	\$15,980 79
		\$15,980 79
Total legislative expenses		\$19,079 38
<i>Publishing Laws of General Interest—</i>		
Telegram Printing Co., Sheboygan ..	\$100 00
		\$100 00

"A"—School Fund, 1902.

SCHOOL FUND.

RECEIPTS.		
<i>Fines—</i>		
Adams	\$32 94
Ashland	183 26
Barron	350 47
Bayfield	402 92
Brown	268 34
Buffalo	49 00
Burnett	161 70
Calumet	94 68
Chippewa	301 71
Clark	317 53
Columbia	147 98
Crawford	237 66
Dane	923 16
Dodge	79 38
Door	199 94
Douglas	598 83
Dunn	87 22
Eau Claire	282 64
Fond du Lac	290 12
Gates	78 24
Grant	417 97
Green	151 90
Green Lake	57 82
Iowa	226 38
Iron	124 46
Jackson	279 30
Jefferson	526 26
Juneau	197 96
Kenosha	251 88
Kewaunee	39 20
La Crosse	336 59
Lafayette	295 96
Langlade	63 70
Lincoln	747 74
Manitowoc	383 84
Marathon	652 68
Marinette	342 02
Marquette	98 50
Milwaukee	105 84
Monroe	173 33
Oconto	47 04
Oneida	83 30
Outagamie	408 91
Ozaukee	40 18
Pepin	75 15
Pierce	215 47
Polk	93 10

"A"—School Fund, 1902.

<i>Tax—Continued.</i>		
Portage	93 11	
Price	177 38	
Racine	689 92	
Richland	116 62	
Rock	684 04	
St. Croix	217 56	
Sauk	182 28	
Sawyer	16 66	
Shawano	226 38	
Sheboygan	553 70	
Taylor	70 56	
Trempealeau	193 06	
Vernon	910 42	
Vilas	242 14	
Walworth	271 16	
Washburn	38 82	
Washington	197 31	
Waukesha	384 15	
Waupaca	278 38	
Waushara	71 54	
Winnebago	514 08	
Wood	304 37	
		\$17,957 84
<i>Miscellaneous—</i>		
Sale of lands	1,940 50	
Loam, school district and individual.....	90,856 91	
Timber sold	920 00	
Trespass	143 00	
Dues on certificates of sales	7,774 08	
La Follette, gov., 5 per cent. net proceeds of sale of public lands by U. S. in Wisconsin, year ending June 30, 1901	1,027 91	
McIntyre, W. J., admr. Rock Co.—Herring, L., escheated estate.....	1,127 35	
Wall, H. J., admr.—Brown, J., escheated estate, St. Croix Co.....	86 93	
Bayfield county bonds	10,000 00	
Boscobel city bonds	500 00	
Milwaukee city bonds	20,000 00	
Oshkosh city bonds	50,000 00	
Tomahawk city bonds	800 00	
Wauwatosa city bonds	1,000 00	
Westby village bonds	300 00	
Loan to Brown county	4,350 00	
Loan to Chippewa county	2,526 32	
Loan to Oneida county	2,000 00	
Loan to Portage county	10,000 00	
Loan to Trempealeau county	5,000 00	
Loan to Chippewa Falls city.....	1,000 00	
Loan to Green Bay city.....	5,000 00	
Loan to Jefferson city	2,000 00	
Loan to Menasha city	1,000 00	
Loan to New London city.....	500 00	
Loan to Oconto city	1,750 00	
Loan to Phillips city	533 34	
Loan to Rice Lake city.....	1,500 00	

"A"—School Fund, 1902.

<i>Miscellaneous—Continued.</i>		
Loan to Rice Lake city.....	1,000 00
Loan to Waupaca city	1,500 00
Loan to town of Maine	300 00
Loan to town of Waldwick	850 00
Loan to town Bd. of school directors, town of Florence	700 00
Loan to town Bd. of school directors, town of Sugar Camp.....	80 00
Loan to town Bd. of school directors, town of Sugar Camp.....	80 00
Loan to town Bd. of school directors, town of Superior	500 00
Loan to town Bd. of school directors, town of Washburn	2,000 00
		\$248,604 18
Marquette county, erroneous payment of fines	\$1 97
Monroe county, erroneous payment of fines	2 00
Waushara county, erroneous payment of fines	4 90
Sanberg, Eric, refunded, escheated estate of Laura Armitage	3,375 62
School district No. 1, town of Prentice, Price Co., erron. payment on school dis- trict loan	98 00
Durand city bonds	25,000 00
Loan to Ashland county	40,000 00
Loan to Waupaca county	10,000 00
		\$78,482 49
<i>School District Loans—</i>		
3, Sampson & Rusk, Chippewa Co.....	\$600 00
10, Wheaton, Chippewa Co.....	210 00
4, Clearfield, Juneau Co.....	400 00
6, Langlade, Langlade Co.....	600 00
5, Minong, Washburn Co.....	1,000 00
Jt. 1, Wood and city of Pittsville, Wood Co.	1,000 00
Jt. 1, Naples, Albany, town and city Mon- dovi, Buffalo Co.....	5,000 00
13, Arcadia, Trempealeau Co.....	700 00
17, Greenfield, Milwaukee Co.....	5,000 00
Jt. 8, Nasewaupsee and Sturgeon Bay, Door Co.....	400 00
5, Clearfield, Juneau Co.....	145 00
8, Emmett, Marathon Co.....	600 00
Jt. 1, Ithaca, Richland, Orion, Buena Vis- ta, Richland Co.....	650 00
7, Baldwin, St. Croix Co.....	800 00
Jt. 2, Lincoln, Preston, Whitehall, Trem- pealeau Co.....	3,000 00
4, Dexter, Wood Co.....	850 00
4, Washburn, Clark Co.....	500 00
5, Kingston, Juneau	300 00

"A"—School Fund, 1902.

School District Loans—Continued.

Jt. 3, Lesson and Cicero, Shawano and Outagamie	250 00
1, Whitestown, Vernon Co.....	500 00
Jt. 7, Manchester and Brockway, Jackson Co.	200 00
5, Waupaca, Waupaca Co.....	500 00
1, Wycocena, Columbia Co.....	4,000 00
4, Sherwood, Clark Co.....	600 00
4, La Follette, Burnett Co.....	250 00
7, Holway, Taylor Co.....	500 00
No. 5, Buffalo Co.....	500 00
No. 5, Clayton, Polk Co.....	400 00
Jt. 1, Madison and Middleton, Dane Co..	1,200 00
5, Holway, Taylor Co.....	600 00
4, Hewitt, Marathon Co.....	500 00
Jt. 9, Oasis, town and vil. Plainfield, Waushara Co.....	8,000 00
3, Navarimo, Shawano Co.....	400 00
3, Frauen, Marathon Co.....	300 00
Jt. 11, Fond du Lac and Friendship, Fond du Lac Co.....	1,500 00
6, Tomah, Monroe Co.....	300 00
5, Hoard, Clark Co.....	450 00
5, Medford, Taylor Co.....	400 00
Jt. 2, Winneconne, town and vill., Winnebago Co.....	1,000 00
4, Seymour, Eau Claire Co.....	700 00
1, Pepin, Pepin Co.....	6,500 00
6, Clayton, Polk Co.....	200 00
4, Maine, Outagamie Co.....	400 00
1, Polar, Langlade Co.....	600 00
1, City of Shawano, Shawano Co.....	12,000 00
Jt. 1, Adams and Preston, Adams Co....	2,000 00
7, Exeter, Green Co.....	1,200 00
Jt. 3, Spring Green, Buena Vista and village of Lone Rock, Sauk, Richland Co.	6,450 00
6, Rock Creek, Dunn Co.....	250 00
9, Lake, Milwaukee Co.....	8,000 00
Jt. 2, Richland and Richland Center, Richland Co.....	9,000 00
Jt. 9, Plainfield and town and vill. of Oasis, Waushara Co.....	2,800 00
1, City of Tomah, Monroe Co.....	20,000 00
1, Harrison, Lincoln Co.....	600 00
1, Albion, Trempealeau Co.....	6,000 00
Jt. 9, Christiana and Coon, Vernon Co....	500 00
5, Belmont, Lafayette Co.....	8,000 00
3, New Lyme, Monroe Co.....	325 00
Jt. 1, Dakota and town and vill. of Wautoma, Waushara Co.....	8,000 00
Total school district loans		\$137,630 00
Total		\$216,112 49

"A"—School Fund Income, 1902.

SCHOOL FUND INCOME.

RECEIPTS.		
<i>1 Mill Tax—</i>		
Adams	\$2,573 42	
Ashland	8,343 98	
Barron	5,507 84	
Bayfield	10,541 73	
Brown	22,471 34	
Buffalo	7,236 19	
Burnett	1,596 10	
Calumet	12,247 03	
Chippewa	10,392 01	
Clark	9,866 32	
Columbia	23,692 06	
Crawford	4,567 00	
Dane	66,003 77	
Dodge	46,783 42	
Door	5,188 30	
Douglas	27,241 44	
Dunn	10,108 61	
Eau Claire	12,674 20	
Florence	2,510 43	
Fond du Lac	40,150 21	
Forest	3,116 11	
Gates	2,413 75	
Grant	25,958 63	
Green	24,457 76	
Green Lake	12,477 10	
Iowa	14,543 17	
Iron	4,298 53	
Jackson	5,503 22	
Jefferson	33,796 13	
Juneau	7,379 71	
Kenosha	18,768 33	
Kewaunee	7,070 38	
La Crosse	32,880 57	
Lafayette	17,949 90	
Langlade	4,353 99	
Lincoln	4,971 07	
Manitowoc	26,301 82	
Marathon	12,715 13	
Marinette	11,895 59	
Marquette	4,235 26	
Milwaukee	351,795 13	
Monroe	10,310 11	
Oconto	7,379 48	
Oneida	5,888 35	
Outagamie	30,999 24	
Ozaukee	14,455 18	
Pepin	2,381 83	
Pierce	10,617 63	
Polk	5,601 63	

"A"—School Fund Income, 1902.

1 Mill Tax—Continued.		
Portage	12,273 86	
Price	3,554 46	
Racine	35,678 97	
Richland	8,141 49	
Rock	49,791 06	
St. Croix	11,092 36	
Sauk	19,805 56	
Sawyer	2,926 01	
Shawano	7,184 03	
Sheboygan	39,547 82	
Taylor	4,435 67	
Trempealeau	9,241 36	
Vernon	10,800 82	
Vilas	2,768 02	
Walworth	36,869 07	
Washburn	2,232 58	
Washington	21,980 89	
Waukesha	42,787 32	
Waupaca	11,990 54	
Waushara	6,471 07	
Winnebago	44,758 89	
Wood	7,742 02	
		\$1,436,284 00
<i>Miscellaneous—</i>		
Interest on land certificates and school district loans	\$17,904 55	
Lease	20 00	
General fund, interest on certificates of indebtedness	109,459 00	
Interest on loan to state historical library building fund	3,325 00	
Clark county — erroneous apportionment of income	165 17	
Interest on bank deposits	4,488 06	
Interest on Ashland county bonds	500 00	
Interest on Ashland city bonds	625 00	
Interest on Amherst village bonds	605 00	
Interest on Bayfield county premium	6,025 00	
Interest on Boscobel city bonds	180 00	
Interest on Chilton city bonds	342 00	
Interest on Chilton town bonds	783 00	
Interest on Chippewa Falls city bonds	1,500 00	
Interest on Columbus city bonds	1,125 00	
Interest on Eau Claire city bonds	675 00	
Interest on Elroy city bonds	175 00	
Interest on Grand Rapids city bonds	1,400 40	
Interest on Highland village bonds	140 00	
Interest on Milwaukee city bonds	3,140 00	
Interest on Oshkosh city bonds	607 49	
Interest on Oconomowoc city bonds	380 00	
Interest on Stoughton city bonds	500 00	
Interest on Tomahawk city bonds	672 00	
Interest on Wausau city bonds	1,500 00	
Interest on Wauwatosa city bonds	760 00	
Interest on West Bend city bonds	250 00	

"A"—School Fund Income, 1902.

<i>Miscellaneous—Continued.</i>		
Interest on Westby village bonds	180 00
Interest on loan to Brown county	1,566 00
Interest on loan to Chippewa county ...	1,515 78
Interest on loan to Portage county	2,831 10
Interest on loan to Oneida county	800 00
Interest on loan to Trempealeau county	1,750 00
Interest on loan to Trempealeau county	840 00
Interest on loan to city of Cip'wa Falls	350 00
Interest on loan to city of Green Bay..	1,350 00
Interest on loan to city of Jefferson ...	240 00
Interest on loan to city of Menasha ...	550 00
Interest on loan to city of New London	100 00
Interest on loan to city of Occato	1,050 00
Interest on loan to city of Phillips	106 66
Interest on loan to city of Rice Lake...	70 00
Interest on loan to city of Rice Lake ..	125 00
Interest on loan to city of Waupaca ...	315 00
Interest on loan to bd. of educat'n, city of Madison	630 00
Interest on loan to bd. of school direct., town of Florence	196 00
Interest on loan to bd. of school direct., town of Superior	74 00
Interest on loan to bd. of school direct., town of Sugar Camp	22 40
Interest on loan to bd. of school direct., town of Sugar Camp	14 78
Interest on loan to bd. of school direct., town of Washburn	210 00
Interest on loan to town of Knight	122 50
Interest on loan to town of Waldwick .	119 00
		\$1,608,658 89
DISBURSEMENTS.		
Excess of interest refunded	\$56 16
No. 1, Prentice, Price Co., error. payment of interest on loan	10 29
		\$66 45
<i>Apportionment to Counties—</i>		
Adams	\$7,447 45
Ashland	14,526 53
Barron	21,506 30
Bayfield	9,044 59
Brown	38,957 94
Buffalo	13,974 99
Burnett	6,942 29
Calumet	15,073 60
Chippewa	24,281 45
Clark	23,078 06
Columbia	22,364 41
Crawford	13,882 34
Dane	50,418 12
Dodge	35,948 99
Door	16,061 88
Douglas	20,414 32
Dunn	21,309 94

*"A"—School Fund Income, 1902.**Apportionment to Counties—Continued.*

Eau Claire	27,054	38	
Florence	2,543	52	
Fond du Lac	36,176	20	
Forest	926	52	
Gates	4,745	10	
Grant	28,684	61	
Green	16,567	07	
Green Lake	12,547	72	
Iowa	17,581	96	
Iron	4,884	09	
Jackson	14,316	93	
Jefferson	28,192	66	
Juneau	16,211	89	
Kenosha	16,086	15	
Kewaunee	15,060	36	
La Crosse	33,745	19	
Lafayette	16,015	57	
Langlade	11,228	56	
Licolen	14,422	82	
Manitowoc	35,741	61	
Marathon	40,579	38	
Marinette	26,006	54	
Marquette	8,865	92	
Milwaukee	258,924	83	
Monroe	22,214	43	
Oconto	18,589	96	
Oneida	6,589	33	
Outagamie	37,314	48	
Ozaukee	14,127	23	
Pepin	6,273	87	
Pierce	18,748	77	
Polk	15,552	30	
Portage	27,195	56	
Price	8,029	84	
Racine	34,585	68	
Richland	14,581	66	
Rock	36,127	66	
St. Croix	22,015	90	
Sauk	25,188	10	
Sawyer	2,384	69	
Shawano	23,476	27	
Sheboygan	40,998	52	
Taylor	9,732	89	
Trempealeau	19,507	65	
Vernon	22,432	81	
Vilas	2,583	23	
Walworth	18,563	49	
Washburn	4,681	11	
Washington	19,970	93	
Waukesha	24,482	20	
Waupaca	25,724	19	
Waushara	12,526	91	
Winnebago	41,460	95	
Wood	23,043	88	
			\$1,641,047 27
Total			\$1,641,113 72

"A"—University Fund, 1902.

UNIVERSITY FUND.

RECEIPTS.		
Dues on certificates of sales	\$733 00
Stanley city bonds	2,500 00
Loan to city of Antigo	1,500 00
Loan to city of Menomonie	4,000 00
Loan to city of Rhinelander	900 00
Loan to city of Sturgeon Bay	600 00
Loan to board of education, city of Madison	1,100 00
Loan to board of education, town and city of Ripon	250 00
Loan to board of school directors, town of Brule	120 00
Loans to board of school directors, town of Elcho	250 00
Loan to board of school directors, town of Newbold	300 00
Loan to board of school directors, town of Westboro	600 00
Loan to village of Thorpe	500 00
Loan to town of Gillett	225 00
Loan to town of Green Valley	350 00
Loan to town of Hixon	250 00
Loan to town of Saxon	500 00
Loan to town of Thorpe	210 00
Loan to town of Underhill	175 00
		\$15,063 00
DISBURSEMENTS.		
Loan to board of education, city of Madison, Dane Co.	\$11,000 00
Loan to city of Rice Lake, Barron Co.	7,500 00
Loan to town of Oak Grove, Barron Co.	725 00
Loan to town of Port Wing, Bayfield Co.	10,000 00
Loan to town of Saxon, Iron Co.	2,000 00
		\$31,225 00

 "A"—University Fund Income, 1902.

UNIVERSITY FUND INCOME.

RECEIPTS.		
<i>Tax—</i>		
Adams	\$517 81	
Ashland	1,678 92	
Barron	1,108 25	
Bayfield	2,121 14	
Brown	4,521 54	
Buffalo	1,456 02	
Burnett	321 16	
Calumet	2,464 27	
Chippewa	2,091 02	
Clark	1,985 24	
Columbia	4,767 17	
Crawford	918 94	
Dane	13,280 86	
Dodge	9,413 46	
Door	1,043 97	
Douglas	5,481 35	
Dunn	2,034 00	
Eau Claire	2,550 22	
Florence	505 13	
Fond du Lac	8,078 77	
Forest	627 01	
Gates	485 68	
Grant	5,223 23	
Green	4,921 24	
Green Lake	2,510 56	
Iowa	2,926 29	
Iron	864 92	
Jackson	1,107 32	
Jefferson	6,800 24	
Juneau	1,484 90	
Keosha	3,776 44	
Kewaunee	1,422 66	
La Crosse	6,616 02	
Lafayette	3,611 77	
Langlade	876 08	
Lincoln	1,000 24	
Manitowoc	5,292 29	
Marathon	2,558 46	
Marquette	2,393 55	
Marquette	852 19	
Milwaukee	70,786 00	
Monroe	2,074 53	
Oconto	1,484 85	
Oneida	1,184 82	
Outagamie	6,237 47	
Ozaukee	2,908 58	

"A"—University Fund Income, 1902.

<i>Tax—Continued.</i>		
Pepin	479 26
Pierce	2,136 41
Polk	1,127 12
Portage	2,469 67
Price	715 21
Racine	7,179 10
Richland	1,638 18
Rock	10,018 64
St. Croix	2,231 93
Sauk	3,985 15
Sawyer	588 75
Shawano	1,445 52
Sheboygan	7,957 56
Taylor	892 52
Trempealeau	1,859 50
Vernon	2,173 27
Vilas	556 96
Walworth	7,418 56
Washburn	449 23
Washington	4,422 86
Waukesha	8,609 39
Waupaca	2,412 66
Waushara	1,302 07
Winnebago	9,006 10
Wood	1,557 80
Total	\$289,000 00
<i>Miscellaneous—</i>		
General Fund, interest on certificates of indebtedness	\$7,770 00
General fund, Washburn Observatory..	3,000 00
General Fund, Agricultural Institutes..	12,000 00
General Fund, Agricultural Bldg.	50,000 00
Interest on bank deposits	490 92
Interest on land certificates and loans..	262 90
U. S. Treas., Agricultural College and Mechanical Arts	11,250 00
Interest on Eau Claire county bonds ..	500 00
Interest on De Pere city bonds	280 00
Interest on Greenwood city bonds	60 00
Interest on loan to city of Amtigo	420 00
Interest on loan to city of Rhinelander..	252 00
Interest on loan to city of Sturgeon Bay	357 00
Interest on loan to board of education, city of Madison	125 13
Interest on loan to board of education, town and city of Ripon	37 50
Interest on loan to board of school directors town of Brule	32 56
Interest on loan to board of school directors, town of Elcho	35 00
Interest on loan to board of school directors, town of Newbold	73 50

"A"—University Fund Income, 1902.

<i>Miscellaneous—Continued.</i>		
Interest on loan to board of school directors, town of Westboro	70 00
Interest on loan to village of Thorpe ..	95 29
Interest on loan to town of Gillett	15 75
Interest on loan to town of Green Valley	77 00
Interest on loan to town of Hixon	70 00
Interest on loan to town of Saxon	35 00
Interest on loan to town of Thorpe	47 97
Interest on loan to town of Underhill ..	6 13
		\$376,363 65
DISBURSEMENTS.		
Excess of interest refunded	\$16 06
Treas. State University—transfer.....	376,347 59
		\$376,363 65

“A”—*Agricultural College Fund, 1902.*

AGRICULTURAL COLLEGE FUND.

RECEIPTS.		
Dues on certificates of sales	\$1,654 00
Black River Falls city bonds	1,500 00
Tomahawk city bond	1,000 00
Loan to Barron county	3,000 00
Loan to Forest county	200 00
Loan to city of Antigo	700 00
Loan to city of Durand	500 00
Loan to city of Wausau	2,500 00
Loan to board of education, town and city of Ripon	500 00
Loan to board of education, city of Stur- geon Bay	250 00
Loan to village of Osseo	282 05
Loan to town board of school directors, town of Crandon	500 00
Loan to town of Bayfield	500 00
Loan to town of Bayfield	1,000 00
Loan to town of Bovina	500 00
Loan to town of Crandon	400 00
Loan to town of Eaton	400 00
Loan to town of Grantsburg	100 00
Loan to town of Harrison	110 00
Loan to town of Oconto Falls	200 00
Loan to town of Sumner	717 95
Loan to town of Wein	300 00
		\$16,814 00
DISBURSEMENTS.		
Loan to village of New Glarus	\$14,000 00
Loan to town of Bear Lake	275 00
Loan to town of Manitowoc	2,500 00
Loan to board of school directors, town of Saxon	2,000 00
		\$18,775 00

"A"—Agricultural College Fund Income, 1902.

AGRICULTURAL COLLEGE FUND INCOME.

RECEIPTS.		
Interest on land certificates and loans....	\$1,669 25
General Fund, interest on certificates of indebtedness	4,242 00
Interest on bank deposits	168 37
Interest on Eau Claire county bonds	500 00
Interest on Black River Falls city bonds.	350 00
Interest on Eau Claire city bonds	375 00
Interest on Milwaukee city bonds.....	400 00
Interest on Tomanawk city bonds	162 40
Interest on loan to Barron county	945 00
Interest on loan to Forest county	70 00
Interest on loan to Iron county	510 00
Interest on loan to city of Antigo	168 00
Interest on loan to city of Durand	70 00
Interest on loan to city of New Richmond	612 50
Interest on loan to city of New Richmond	136 50
Interest on loan to city of Wausau	1,487 50
Interest on loan to board of education, city of New London	440 00
Interest on loan to board of education, town and city of Ripon	100 00
Interest on loan to board of education, city of Sturgeon Bay	60 00
Interest on loan to village of Osseo	49 36
Interest on loan to town board of school directors, town of Crandon	140 00
Interest on loan to town of Bayfield	118 13
Interest on loan to town of Bayfield	70 00
Interest on loan to town of Boyina	50 00
Interest on loan to town of Crandon	16 00
Interest on loan to town of Eaton	56 00
Interest on loan to town of Grantsburg ..	14 00
Interest on loan to town of Harrison	16 50
Interest on loan to town of Oconto Falls..	140 00
Interest on loan to town of Peck	37 69
Interest on loan to town of Sumner	150 78
Interest on loan to town of Wein	15 00
		\$13,339 98
DISBURSEMENTS.		
Excess of interest refunded	\$8 55
Treas. State University—transfer	13,331 43
		\$13,339 98

"A"—Normal School Fund, 1902.

NORMAL SCHOOL FUND.

RECEIPTS.		
Sale of lands	\$290 29	
Loans	1,397 16	
Dues on certificates of sales	293 00	
Material sold	1,314 17	
Loan to State Historical Library Bldg. Fund	90,000 00	
Loan to State University	50,000 00	
Loan to Board of Normal School Regents	10,000 00	
Svea Fire Life Ins. Co., insurance on Eau Claire Armory	1,000 00	
German Am. Ins. Co., insurance on Eau Claire Armory	1,000 00	
Scottish Union, etc., Ins. Co., insurance on Eau Claire Armory	1,000 00	
Westchester Fire Ins. Co., insurance on Eau Claire Armory	2,000 00	
Manitowoc county bonds	14,000 00	
Beaver Dam city bonds	1,000 00	
Hudson city bonds	10,000 00	
Columbus city bonds	1,000 00	
Milwaukee city bonds	10,000 00	
Oshkosh city bonds	2,000 00	
Plymouth city bonds	2,000 00	
Loan to Chippewa county	894 74	
Loan to Door county	3,000 00	
Loan to Dunn county	5,000 00	
Loan to Eau Claire county	4,166 66	
Loan to Jackson county	9,000 00	
Loan to Sawyer county	5,000 00	
Loan to Shawano county	1,000 00	
Loan to Vilas county	8,750 00	
Loan to Washburn county	1,750 00	
Loan to Washburn county	1,000 00	
Loan to Washburn county	1,250 00	
Loan to Winnebago county	4,000 00	
Loan to city of Clintonville	400 00	
Loan to city of Cumberland	590 00	
Loan to city of Fond du Lac	1,000 00	
Loan to city of Kewaunee	1,900 00	
Loan to city of Madison	2,500 00	
Loan to city of Menomonie	5,000 00	
Loan to city of Menomonie	1,000 00	
Loan to city of Mineral Point	1,000 00	
Loan to city of New London	1,000 00	
Loan to city of Phillips	666 67	
Loan to city of Portage	1,500 00	
Loan to city of Shawano	320 00	
Loan to city of Waupaca	1,000 00	
Loan to city of Wausau	1,100 00	
Loan to board of education, city of Grand Rapids	950 00	

"A"—Normal School Fund, 1902.

Loan to board of education, city of Madison	5,000 00
Loan to village of Bloomer	500 00
Loan to village of Amery	300 00
Loan to village of Hammond	166 00
Loan to village of Whitefish Bay	300 00
Loan to board of school directors, town of Crandon	600 00
Loan to board of school directors, town of Flambeau	1,000 00
Loan to board of school directors, town of Jacobs	1,000 00
Loan to board of school directors, town of Minocqua	500 00
Loan to board of school directors, town of Veazie	500 00
Loan to town of Brule	714 29
Loan to town of Cleveland	180 00
Loan to town of Eagle River	1,000 00
Loan to town of Ettrick	250 00
Loan to town of Flambeau	484 80
Loan to town of Finley	100 00
Loan to town of Florence	500 00
Loan to town of Minocqua	1,015 20
Loan to town of Mosinee	50 00
Loan to town of Pelican	840 00
Loan to town of Remington	600 00
Loan to town of Richmond	166 67
Loan to town of Schoepke	150 00
Loan to town of Seneca	600 00
Loan to town of Spooner	700 00
Loan to town of Westcott	83 33
Loan to town of West Kewaunee	1,000 00
Loan to town of Withee	200 00
Loan to town of Wood	1,000 00
		\$282,532 98
DISBURSEMENTS.		
General Fund erroneous payment	\$95 00
Loan to Dunn county	20,000 00
Loan to Grant county	80,000 00
Loan to Kewaunee county	14,000 00
Loan to Shawano county	5,000 00
Loan to city of Barron	14,500 00
Loan to city of Madison	10,000 00
Loan to city of Madison	25,000 00
Loan to city of Wausau	22,000 00
Loan to board of education, city of Grand Rapids	55,000 00
Loan to village of Galesville	2,000 00
Loan to village of Thorpe	4,000 00
Loan to town of Brule	5,000 00
Loan to town of Brule	5,000 00
Loan to town of Jacobs	6,000 00
Loan to board of regents, State University	50,000 00
Cambridge village bonds	7,500 00
Cameron village bonds	3,000 00
		\$328,095 00

"A"—Normal School Fund Income, 1902.

NORMAL SCHOOL FUND INCOME.

RECEIPTS.	
<i>Tax—</i>	
Adams	\$385 22
Ashland	1,249 03
Barron	824 48
Bayfield	1,578 01
Brown	3,363 77
Buffalo	1,083 20
Burnett	238 92
Calumet	1,833 28
Chippewa	1,555 60
Clark	1,476 91
Columbia	3,546 51
Crawford	683 64
Dane	9,880 23
Dodge	7,003 10
Door	776 65
Douglas	4,077 82
Dunn	1,513 18
Eau Claire	1,897 22
Florence	375 79
Fond du Lac	6,010 16
Forest	466 46
Gates	361 32
Grant	3,885 79
Green	3,661 13
Green Lake	1,867 72
Iowa	2,177 00
Iron	643 45
Jackson	823 79
Jefferson	5,059 00
Juneau	1,104 68
Kenosha	2,809 47
Kewaunee	1,058 38
La Crosse	4,921 95
Lafayette	2,686 95
Langlade	651 75
Lincoln	744 13
Manitowoc	3,937 17
Marathon	1,903 35
Marinette	1,780 67
Marquette	633 98
Milwaukee	52,660 86
Monroe	1,543 34
Oconto	1,104 65
Oneida	881 44
Outagamie	4,640 33
Ozaukee	2,163 82
Pepin	356 54
Pierce	1,589 37

"A"—Normal School Fund Income, 1902.

<i>Tax—Continued.</i>		
Polk	838	51
Portage	1,837	30
Price	532	07
Racine	5,340	85
Richland	1,218	71
Rock	7,453	32
St. Croix	1,660	44
Sauk	2,964	73
Sawyer	438	00
Shawano	1,075	39
Sheboygan	5,919	99
Taylor	663	98
Trempealeau	1,383	36
Vernon	1,616	80
Vilas	414	35
Walworth	5,519	00
Washburn	334	20
Washington	3,290	36
Waukesha	6,404	91
Waupaca	1,794	89
Waushara	968	67
Winnebago	6,700	04
Wood	1,158	92
Total	\$215,000	00
<i>Miscellaneous—</i>		
Interest on land certificates and loans ..	\$423	23
Interest on bank deposits	2,281	21
General Fund—interest on certificates of indebtedness	36,099	00
General Fund—appropriation	25,000	00
General Fund—teachers' institutes	1,203	61
Interest on loan to State University	152	80
Interest on loan to Bd. of Normal School Regents	800	00
Interest on loan to State Historical Library Bldg. Fund	525	00
Interest on Ashland county bonds	625	00
Interest on Manitowoc county bonds	2,400	00
Interest on Vernon county bonds	1,000	00
Interest on Antigo city bonds	720	00
Interest on Ashland city bonds	550	00
Interest on Beaver Dam city bonds	180	00
Interest on Chippewa Falls city bonds ..	250	00
Interest on Columbus city bonds	500	00
Interest on Eau Claire city bonds	250	00
Interest on Edgerton city bonds	175	00
Interest on Elroy city bonds	55	00
Interest on Glenwood city bonds	270	00
Interest on Hudson city bonds	1,530	00
Interest on La Crosse city bonds	250	00
Interest on Madison city bonds	1,125	00
Interest on Merrill city bonds	2,115	00
Interest on Milwaukee city bonds	1,590	00
Interest on Oshkosh city bonds	600	00

"A"—Normal School Fund Income, 1902.

Miscellaneous—Continued.

Interest on Plymouth city bonds	200 00
Interest on Richland Center city bonds..	100 00
Interest on Shawano city bonds	525 00
Interest on Stoughton city bonds	1,050 00
Interest on Clinton village bonds	321 75
Interest on loan to Chippewa county ...	536 87
Interest on loan to Dgor county	1,785 00
Interest on loan to Dunn county	900 00
Interest on loan to Eau Claire county...	2,479 28
Interest on loan to Eau Claire county ..	875 00
Interest on loan to Eau Claire county ..	525 00
Interest on loan to Jackson county	400 00
Interest on loan to Sawyer county	1,225 00
Interest on loan to Shawano county ...	130 38
Interest on loan to Vilas county	612 50
Interest on loan to Washburn county ..	1,041 25
Interest on loan to Washburn county ..	150 00
Interest on loan to Waupaca county ...	779 13
Interest on loan to Winnebago county..	1,700 00
Interest on loan to city of Clintonville ..	80 00
Interest on loan to city of Cumberland ..	118 00
Interest on loan to city of Fond du Lac ..	560 00
Interest on loan to city of Kewaunee ..	532 00
Interest on loan to city of Madison	87 50
Interest on loan to city of Madison	113 75
Interest on loan to city of Menomonie ..	1,200 00
Interest on loan to city of Mineral Pt..	200 00
Interest on loan to city of New London..	450 00
Interest on loan to city of Phillips	166 66
Interest on loan to city of Portage	484 75
Interest on loan to city of Pr. du Chien ..	400 00
Interest on loan to city of Shawano	64 00
Interest on loan to city of Sturg'n Bay..	528 92
Interest on loan to city of Waupaca ...	175 00
Interest on loan to city of Wausau	220 31
Interest on loan to bd. of education, city of Grand Rapids	152 00
Interest on loan to bd. of education, city of Madison	600 00
Interest on loan to bd. of education, city of Madison	450 00
Interest on loan to village of Amery ...	72 04
Interest on loan to village of Bloomer ..	100 00
Interest on loan to vill'ge of Hammond ..	33 20
Interest on loan to village of Whitefish Bay	150 00
Interest on loan to village bd. of trust- tees, village of Thorpe	41 22
Interest on loan to bd. of school direct- ors, town of Crandon	74,67
Interest on loan to bd. of school direct- ors, town of Flambeau	137 09
Interest on loan to bd. of school direct- ors, town of Jacobs	79 92
Interest on loan to bd. of school direct- ors, town of Minocqua	87 50

"A"—Normal School Fund Income, 1902.

<i>Miscellaneous—Continued.</i>		
Interest on loan to bd. of school directors, town of Veazie	24 50
Interest on loan to town of Brule	51 53
Interest on loan to town of Cary	74 20
Interest on loan to town of Cleveland ..	9 00
Interest on loan to town of Eagle River	175 00
Interest on loan to town of Ettrick	31 36
Interest on loan to town of Finley	45 50
Interest on loan to town of Flambeau ..	50 90
Interest on loan to town of Florence ...	87 50
Interest on loan to town of Iron River .	31 31
Interest on loan to town of Minocqua ..	106 60
Interest on loan to town of Mosinee ...	10 00
Interest on loan to town of Pelican	33 60
Interest on loan to town of Remington .	90 00
Interest on loan to town of Richmond .	116 67
Interest on loan to town of Schoepke ..	36 75
Interest on loan to town of Spooner ...	35 00
Interest on loan to town of Wescott ...	58 33
Interest on loan to town of West Ke- waunee	280 00
Interest on loan to Light Horse Squad- ron Armory Ass'n	600 00
		\$320,312 29
DISBURSEMENTS.		
Jackson county, exces of interest refunded.	\$27 50
Cambridge village bonds—premium	200 00
Treas. Bd. of Normal School Regents.....	320,084 79
		\$320,312 29

"A"—Miscellaneous Funds, 1902.

DRAINAGE FUND.

RECEIPTS.		
Dues	\$152 00
Interest on certificates of sales	50 40
Timber, etc., sold	776 25
		\$978 65
DISBURSEMENTS.		
Excess of interest refunded	\$2 05
		\$2 05

DELINQUENT TAX FUND.

Taxes on state lands	\$573 73
		\$573 73

DEPOSIT FUND.

RECEIPTS.		
Allendar, Dan, refund of surplus paid at re-sale of forfeited school lands.....	\$18 92
		\$18 92

"A"—Hunting License Fund, 1902.

HUNTING LICENSE FUND.

RECEIPTS.		
Adams		\$187 20
Ashland		1,057 50
Barron		974 70
Bayfield		943 20
Brown		705 60
Burnett		242 10
Calumet		381 60
Chippewa		1,186 00
Clark		1,431 00
Columbia		457 35
Crawford		449 90
Dame		1,206 90
Dodge		685 80
Door		693 90
Douglas		803 70
Dunn		656 10
Eau Claire		616 50
Florence		171 00
Fond du Lac		630 10
Forest		186 30
Gates		713 70
Grant		1,008 00
Green		519 30
Green Lake		225 90
Iowa		692 45
Iron		182 70
Jackson		435 60
Jefferson		611 97
Juneau		377 10
Kenosha		202 50
Kewaunee		280 25
La Crosse		936 60
Lafayette		609 65
Langlade		666 00
Lincoln		641 70
Manitowoc		678 60
Marathon		1,147 50
Marinette		866 70
Marquette		156 60
Milwaukee		2,055 60
Monroe		1,143 90
Oconto		743 40
Oneida		657 90
Outagamie		636 30
Ozaukee		295 20
Pepin		223 05
Pierce		639 90
Polk		484 20
Portage		628 30

"A"—*Hunting License Fund, 1902.*

Price	615 60
Racine	517 50
Richland	451 65
Rock	1,001 70
St. Croix	367 20
Sauk	1,454 40
Sawyer	263 70
Shawano	841 50
Sheboygan	931 45
Taylor	648 00
Trempealeau	495 00
Vernon	1,031 40
Vilas	612 90
Walworth	635 40
Washburn	370 80
Washington	698 40
Waukesha	894 60
Waupaca	891 70
Waushara	354 20
Winnebago	1,136 70
Wood	803 70
Sec. of State, non-resident hunting licenses	\$5,185 00
Sec. of State, deer licenses	1,225 00
Game wardens, confiscated fish and game..	1,835 34
		\$55,389 86

DISBURSEMENTS.

Anderson, G., per diem and expenses.....	\$382 83
Blackadder, James, per diem and expenses	1,302 09
Brown, Ed. P., per diem and expenses....	411 60
Brown, Frank B., per diem and expenses...	296 73
Brown, Geo. W., per diem and expenses....	1,277 41
Bowman, H. A., per diem and expenses....	1,390 35
Bertchey, Ralph G., per diem and expenses	891 71
Baker, D. H., per diem and expenses	218 75
Zerg, Martin E., per diem and expenses...	137 56
Burdick, W. T., per diem and expenses...	101 97
Carpenter, M. F., per diem and expenses...	1,206 70
Christianson, M., per diem and expenses ..	382 74
Davis, C. H., per diem and expenses.....	844 12
Deaflahie, Peter, per diem and expenses...	777 82
Esch, H. F., per diem and expenses.....	710 88
Edwards, Morgan P., per diem and exp....	1,093 68
Fessler, Anton, per diem and expenses....	775 42
Fitzgerald, Thos., per diem and expenses..	495 16
Gillett, T. R., per diem and expenses.....	901 64
Gratz, A. W., per diem and expenses.....	768 50
Gerhardt, Fred, per diem and expenses....	912 74
Gerden, A. J., per diem and expenses.....	374 22
Hill, J. B., per diem and expenses.....	1,092 65
Haslam, Wm., per diem and expenses.....	1,300 03
Hurlburt, A. J., per diem and expenses...	99 80
Halls, O. O., per diem and expenses.....	96 40
Hibbard, W. E., per diem and expenses....	22 14
Johnson, Alex., per diem and expenses....	1,301 54
Johnson, C. W., per diem and expenses....	22 70

"A"—Hunting License Fund, 1902.

Jones, Samuel J., per diem and expenses...	44 95
Klofanda, A. J., per diem and expenses...	1,144 20
Klunsteiber, C. L., per diem and expenses...	1,244 36
Knudson, K., per diem and expenses.....	1,329 10
Kaupman, Frank, per diem and expenses..	210 00
Lovell, A. A., per diem and expenses.....	1,053 73
Langford, F. C., per diem and expenses..	798 80
McGee, W. J., per diem and expenses.....	1,131 32
Mason, R. G., per diem and expenses.....	877 60
Miller, G. L., per diem and expenses.....	932 65
Meyers, C. J., per diem and expenses.....	712 15
Nelson, Chas. D., per diem and expenses...	1,443 80
Newbecker, Chas., per diem and expenses.	1,152 29
Oberholzer, Jas., per diem and expenses....	1,305 52
Pfeifer, Gus, per diem and expenses.....	977 81
Pugh, John, per diem and expenses.....	1,012 78
Boethe, Val, per diem and expenses.....	1,074 38
Redmond, Geo. K., per diem and expenses.	1,021 79
Reiley, A. M., per diem and expenses.....	174 31
Schultz, H. C., per diem and expenses.....	1,375 54
Stone, J. W., per diem and expenses.....	1,767 90
Stoors, A. E., per diem and expenses.....	998 55
Sizer, C. W., per diem and expenses.....	521 19
Smith, D., per diem and expenses.....	13 75
Tracy, Ed. L., per diem and expenses.....	1,614 08
Timm, F. J., per diem and expenses.....	181 09
Van Armen, A. E., per diem and expenses.	1,118 36
Vollbracht, Herman, per diem and exp....	832 01
Wait, J. H., per diem and expenses.....	1,257 62
Waterbury	163 15
		\$47,074 66

"A"—Oil Inspection Fund, 1902.

OIL INSPECTION FUND.

RECEIPTS.		
Bartz, W. C.		\$274 80
Bell, C. E.		38 60
Boyd, W. H.		408 30
Brown, G. W.		11 30
Brown, S. C.		121 59
Cawright, O. S.		374 30
Christianson, M.		134 55
Clark, H. C.		88 68
Conrad, C. B.		398 70
Covey, N.		5 40
Curran, J. W.		164 30
De Garma, J.		267 80
Dinsmore, R.		387 70
Douglas, R. M.		289 00
Ferris, Geo. H.		649 60
Fess, Geo. E.		702 50
Fitzgibbon, J. H.		244 50
Gernon, S. E.		424 80
Gibbs, A.		150 70
Gleason, J. J.		38 80
Graham, C. L.		196 80
Groetzinger, N.		196 60
Gruber, N.		61 70
Hanson, F.		389 40
Hart, M. J.		342 10
Hartwig, A. H.		139 40
Hedman, J.		281 60
Heimann, Edw.		40 90
Hoppert, C. H.		446 40
Howieson, W. H.		372 90
Huckins, G. N.		53 16
Hughes, H. J.		250 50
Huie, O. L.		345 50
Husting, R. M.		608 60
Jackson, J. A.		173 20
Jaeger, N. C.		229 50
Kroening, A. F.		280 79
Leonard, J. H.		855 50
Lindholm, O. M.		263 70
McGee, J.	5,	455 50
McGovern, Jas.		627 10
Meyer, J. C.		132 20
Mitchell, J. C.		575 80
Mohr, Chas.		335 00
Mundy, Thos. R.		144 40
Nelson, A. E.		61 40
Nethercut, J. E.		33 10
Newstrom, C. L.		97 80
North, R.		219 40
Omundson, J.		144 10

"A"—Oil Inspection Fund, 1902.

Oswald, M.	96 10
Peterson, E. A.	361 80
Raymond, B. F.	203 10
Reible, C.	112 10
Reinardy, C. B.	66 90
Schur, J. W.	47 20
Scott, C. H.	41 10
Sieb, J. L.	550 80
Smith, E. G.	101 60
Smith, R. P.	360 80
Sprague, Ava.	164 40
Stehl, C. E.	178 70
Stimers, C. S.	219 00
Stupfell, J. B.	27 60
Tanner, K. W.	33 30
Thompson, G. P.	98 45
Vaughn, O. P.	119 30
Watson, G. W.	155 90
Weil, H. A.	268 70
Wells, C. J.	225 00
Wertheimer, H.	309 90
Whitney, A. A.	52 00
Whitney, Geo. K.	141 60
Wightman, W. L.	157 90
Williams, Geo. W.	174 10
Wood, C. H.	751 90
		\$23,549 22
DISBURSEMENTS.		
Eartz, W. C., inspection fee	\$219 84
Boyd, W. H., inspection fee	326 64
Brown, S. C., inspection fee	97 26
Brown, Geo., inspection fee	9 04
Bell, C. E., inspection fee	30 88
Covey, Nelson, inspection fee	9 32
Conrad, C. B., inspection fee	318 96
Curran, J. W., inspection fee	100 00
Clark, H. C., inspection fee	70 93
Christianson, M., inspection fee	107 64
Canright, O. S., inspection fee	299 44
Degarmo, Jas., inspection fee	214 24
Dinsmore, Robt., inspection fee	310 16
Douglass, R. M., inspection fee	231 20
Douglass, H. C., inspection fee	5 00
Fess, Geo. E., inspection fee	566 92
Ferris, Geo. H., inspection fee	516 86
Fitzgibbon J. H., inspection fee	195 60
Gleason, John J., inspection fee	31 04
Graham, C. L., inspection fee	157 44
Germon, S. E., inspection fee	339 84
Gibbs, Alton, inspection fee	120 56
Groetzinger, N., inspection fee	133 12
Gruber, Nicholas	49 36
Govern, J. M., inspection fee	28 48
Hartwig, A. H., inspection fee	111 52
Hedman, John, inspection fee	230 28

"A"—Oil Inspection Fund, 1902.

Hanson, Fred, inspection fee	311 52
Hughes, H. J., inspection fee	200 40
Husting, M. R., inspection fee	486 88
Huckins, G. W., inspection fee	42 49
Hoppert, C. H., inspection fee	357 12
Huie, Oren L., inspection fee	276 40
Howison, W. H., inspection fee	298 32
Heinmann, Edw., inspection fee	32 72
Hart, M. J., inspection fee	237 04
Jackson, J. A., inspection fee	121 52
Jaeger, Nels C., inspection fee	188 60
Kroening, Aug. F., inspection fee	229 63
Lindeman, Fred, inspection fee	10 56
Lenard, J. H., inspection fee	675 76
Lindholm, O. M., inspection fee	205 40
Mills, E. E., oil inspector, sal. and exp.	1,681 27
McGee, Jas., sal. and exp.	958 42
Mundy, Thos. R., inspection fee	115 52
Meyer, J. C., inspection fee	105 76
Mohr, Chas., Jr., inspection fee	268 00
Mitchell, J. C., inspection fee	453 92
McGovern, Jas., inspection fee	473 20
Newstrom, C. L., inspection fee	95 28
Nelson, A. E., inspection fee	49 12
North Ray, inspection fee	180 52
Nethercut, John E., inspection fee	26 48
Omundson, J., inspection fee	115 28
Oswald, Martin, inspection fee	81 88
Peterson, E. A., inspection fee	289 44
Raible, C., inspection fee	89 68
Raymond, B. F., inspection fee	162 48
Reinardy, Chas. B., inspection fee	58 52
Sprague, Ava, inspection fee	136 52
Scott, F. B., inspection fee	5 00
Seib, John L., inspection fee	440 64
Stupfell, J. B., inspection fee	22 08
Smith, E. G., inspection fee	100 88
Stehl, Chas. E., inspection fee	142 96
Schur, J. W., inspection fee	37 76
Smith, R. P., inspection fee	288 64
Stimmers, C. S., inspection fee	175 20
Scott, C. H., inspection fee	32 88
Taglibue, Chas. J., inspection fee	45 44
Tanner, K. W., inspection fee	26 24
Thompson, G. P., inspection fee	78 76
Vaughn, O. P., inspection fee	95 44
Ville, Marshall A., inspection fee	5 00
Watson, G. W., inspection fee	124 72
Werthermer, H. W., inspection fee	247 92
Wightman, W. L., inspection fee	126 32
Wells, C. J., inspection fee	180 00
Weil, H. A., inspection fee	267 92
Wood, C. H., inspection fee	581 68
Whitney, Geo. K., inspection fee	113 28
Williams, Geo. A., inspection fee	139 28
Whitney, A. A., inspection fee	41 60
General Fund, transfer of balance	6,381 96
		\$23,549 22

"B"—Valuation of Taxable Property.

APPENDIX B.—Statement of the valuation of the taxable property of the several counties of the state of Wisconsin, as determined by the State Board of Assessment for 1901, and the apportionment of the tax and special charges for said year and collected in 1902.

COUNTIES.	Valuation by tax commission	State tax. Per cent .00157201079	SPECIAL CHARGES.		
			State hospital.	Northern hospital.	Industrial school for boys.
Adams	\$2,573,420	\$1,045 45	\$290 08		
Ashland	8,343,981	13,116 83		\$1,366 26	\$458 86
Barron	5,507,838	8,658 38	1,468 72		216 29
Bayfield	10,541,729	16,571 71		1,594 61	151 58
Brown	22,471,336	35,325 18	52 26	1,902 07	258 86
Buffalo	7,236,189	11,375 37	806 03		
Burnett	1,596,104	2,509 09	274 97		52 00
Calumet	12,217,025	19,252 46		762 86	52 00
Chippewa	10,392,011	16,336 35	1,197 57	28 39	87 29
Clark	9,866,325	15,509 97	1,061 44		
Columbia	23,692,056	37,244 17	848 53	23 17	250 43
Crawford	4,566,998	7,179 37	662 78		22 86
Dane	66,003,778	103,758 65	3,262 29	58 88	718 29
Dodge	46,783,423	73,544 05		2,424 01	79 71
Door	5,188,307	8,156 08		854 48	195 00
Douglas	27,241,433	42,823 84	2,050 52	35 15	753 71
Duon	10,103,612	15,890 85	1,689 07	70 02	211 29
Eau Claire	12,674,197	19,923 98	1,366 53	101 41	510 71
Florence	2,510,429	3,946 42		120 16	
Fond du Lac	40,150,214	63,116 57		2,769 07	228 57
Forest	3,116,119	4,898 57		137 88	17 57
Gates	2,413,753	3,794 45			
Grant	25,958,635	40,807 26	1,229 57	17 34	430 71
Green	24,457,764	38,447 87	951 85		129 43
Green Lake	12,477,095	19,614 13		522 01	98 00
Iowa	14,543,170	22,862 02	461 46		
Iron	4,298,527	6,757 33		919 36	100 71
Jackson	5,503,219	8,651 12	910 48		392 86
Jefferson	33,796,135	53,127 89		1,384 74	61 14
Juneau	7,379,718	11,601 00	1,529 56		52 00
Kenosha	18,768,337	29,504 03		1,363 41	56 86
Kewaunee	7,070,381	11,114 72		1,367 47	
La Crosse	32,880,576	51,688 62	2,011 37	43 32	869 71
Lafayette	17,949,902	28,217 44	439 43		72 29
Langlade	4,353,989	6,844 52		897 50	297 14
Lincoln	4,971,065	7,814 57		1,442 49	197 14
Manitowoc	26,301,820	41,346 74		2,851 57	121 57
Marathon	12,715,133	19,988 33		2,436 35	116 71
Marinette	11,895,586	18,699 99		1,693 49	477 29
Marquette	4,235,258	6,657 87		404 92	
Milwaukee	351,795,129	553,025 74		742 53	2,877 29
Mouroe	10,310,107	16,207 60	920 47		385 14

"B"—Valuation of Taxable Property.

APPENDIX B.—Statement of the valuation of the taxable property of the several counties of the state of Wisconsin, etc., for 1901—Continued.

COUNTIES.	Valuation by tax commission.	State tax. Per cent. .00157201079	SPECIAL CHARGES.		
			State hospital.	Northern hospital.	Industrial school for boys.
Oconto	\$7,379,476	\$11,600 62		\$1,695 13	\$338 43
Oneida	5,888,344	9,256 51		598 46	30 29
Outagamie ..	30,999,237	48,731 14		2,582 78	685 86
Ozaukee	14,455,180	22,723 70		1,024 20	
Pepin	2,381,833	3,744 27	\$311 47	63 60	
Pierce	10,617,633	16,691 03	1,284 26	1 71	88 43
Polk	5,601,625	8,805 81	1,146 11		76 29
Portage	12,273,857	19,294 61		1,992 33	253 14
Price	3,554,461	5,587 65		899 00	128 29
Racine	35,678,968	56,087 72		2,065 34	177 71
Richland	8,141,492	12,798 51	870 71		
Rock	49,791,032	78,272 09	1,822 93	2 36	830 00
St. Croix	11,092,359	17,437 31	1,473 41		216 57
Sauk	19,805,558	31,134 55	1,028 23		188 86
Sawyer	2,926,011	4,599 72			89 14
Shawano	7,181,026	11,293 37		1,007 91	67 86
Sheboygan ..	39,517,814	62,169 59		3,832 97	258 29
Taylor	4,435,665	6,972 91		1,326 92	183 14
Trempealeau	9,241,363	14,527 52	992 76		56 43
Vernon	10,800,823	16,979 01	1,563 12	38 57	287 00
Vilas	2,768,018	4,351 35		380 61	4 43
Walworth	36,869,070	57,958 53	563 73		408 29
Washburn	2,232,582	3,509 64	294 06	91 97	
Washington ..	21,980,891	34,554 20		1,437 76	
Waukesha	42,787,323	67,262 13		1,443 99	224 71
Waupaca	11,990,534	18,849 25		1,317 49	142 71
Waushara	6,471,064	10,172 58		444 02	117 00
Winnebago	44,758,885	70,361 45		2,594 66	549 71
Wood	7,742,018	12,170 51	44 38	1,016 09	357 43
Total	\$1,436,281,000	\$2,257,854 00	\$34,945 20	\$54,252 79	\$16,761 02

"B"—Valuation of Taxable Property.

APPENDIX B.—Statement of the valuation of the taxable property of the several counties of the state of Wisconsin, etc., for 1901—Continued.

COUNTIES.	SPECIAL CHARGES.					Grand total.
	Home for feeble minded.	Care of chronic insane.	Total charitable.	School district loans.	Special loans.	
Adams	\$302 53	\$675 71	\$1,268 32	\$578 54	\$5,892 31
Ashland ...	340 16	2,221 93	4,387 21	416 00	\$1,079 92	19,079 90
Barron	602 62	2,908 83	5,196 46	2,433 68	7,348 00	23,636 52
Bayfield ...	152 22	1,161 06	3,059 47	6,480 00	3,929 44	30,040 62
Brown.....	1,020 45	813 97	4,047 61	1,067 76	12,266 00	52,706 55
Buffalo	337 38	2,230 44	3,373 85	713 26	15,462 48
Burnett	108 21	1,727 81	2,162 99	421 67	114 00	5,207 75
Calumet... ..	216 42	2,231 35	3,262 63	22,515 09
Chippewa..	1,529 66	2,842 91	2,352 46	7,423 71	28,955 43
Clark.....	698 46	2,104 85	3,864 75	2,661 51	1,870 48	23,906 71
Columbia..	865 68	1,987 81	1,469 00	1,984 75	42,685 73
Crawford..	650 97	1,545 82	2,882 43	1,080 09	400 00	11,541 89
Dane.....	1,547 83	84 11	5,671 40	3,948 68	10,006 38	123,985 11
Dodge.....	843 15	3,346 87	1,150 00	78,040 92
Door.....	837 28	1,595 41	3,782 17	1,098 54	6,580 92	19,617 71
Douglas ...	358 86	4,113 57	7,311 81	1,160 00	1,492 38	52,788 03
Dunn.....	607 58	2,577 96	1,307 66	17,100 00	36,876 47
Eau Claire.	1,031 78	4,814 81	7,825 24	5,542 66	8,045 94	41,337 82
Florence... ..	108 21	353 26	581 63	473 50	1,483 50	6,485 05
F'd du Lac	839 40	3,837 04	1,746 75	2,447 50	71,147 86
Forest.....	173 62	329 07	2,000 67	7,228 31
Gates.....	361 90	1,137 09	5,293 44
Grant.....	709 64	2,387 26	4,392 41	47,586 93
Green.....	472 65	1,553 93	1,641 61	41,643 41
Green Lake	526 78	2,049 00	3,195 79	22,809 92
Iowa.....	324 63	786 09	1,537 66	2,169 00	27,355 07
Iron.....	216 42	949 57	2,216 06	1,567 73	1,167 50	11,708 62
Jackson ...	688 94	2,421 36	4,413 64	1,469 88	2,400 00	16,934 64
Jefferson..	842 04	2,287 92	2,848 93	2,240 00	60,504 74
Juneau ...	600 86	4,308 34	6,410 76	2,328 95	145 50	20,566 21
Kenosha... ..	298 89	3,025 24	4,744 40	34,248 43
Kewaunee..	592 62	1,898 01	3,858 10	517 69	3,712 00	19,202 51
La Crosse .	1,473 48	4,427 88	485 64	56,602 14
Lafayette .	324 63	3,239 37	4,075 72	1,680 36	33,973 52
Langlade ..	108 21	929 22	2,232 07	338 94	3,110 69	12,526 22
Lincoln ...	429 78	1,892 67	3,962 08	335 50	12,112 15
Manitowoc.	1,489 22	4,462 36	620 00	46,429 10
Marathon..	873 05	3,426 11	5,274 12	5,998 31	34,686 87
Marquette .	541 05	2,386 40	5,098 23	1,641 17	25,439 39
Marquette .	216 42	1,717 16	2,338 50	765 60	9,761 97
Milwaukee..	6,574 65	84 91	10,279 38	5,208 69	450 00	568,963 81
Monroe.....	891 32	3,027 90	5,224 83	1,176 01	22,608 44
Oconto.....	291 76	4,111 33	6,436 65	2,528 91	3,561 88	24,128 06

"B"—Valuation of Taxable Property.

APPENDIX B.—Statement of the valuation of the taxable property of the several counties of the state of Wisconsin, etc., for 1911—Continued.

COUNTIES.	SPECIAL CHARGES.					Grand total.
	Home for feeble minded.	Care of chronic insane.	Total charitable.	School district loans.	Special loans.	
Oneida . . .	\$316 28	\$762 34	\$1 707 37	\$938 00	\$5,583 03	\$17,484 94
Outagamie . . .	962 49	4,231 13	8,445 55	850 00	62,257 82
Ozaukee . . .	171 23	2,778 71	3,974 14	466 65	27,164 49
Pepin	216 42	1,553 35	2,174 84	385 50	570 00	6,874 61
Pierce	700 55	2,686 37	4,761 32	1,026 20	22,478 55
Polk	366 08	2,774 00	4,362 48	1,828 95	372 04	15,369 28
Portage	711 78	4,764 05	7,721 30	1,027 28	12,831 10	40,874 32
Price	324 63	1,297 79	2,649 71	2,018 36	1,473 33	11,729 05
Racine	810 40	3,053 45	59,141 17
Richland . . .	541 05	1,411 76	330 51	14,540 78
Rock	1,891 90	4,547 24	376 64	83,959 97
St. Croix . . .	1,230 53	2,920 51	1,075 82	948 20	22,381 84
Sauk	757 47	1,974 56	951 29	31,060 40
Sawyer	108 21	492 54	689 89	6,225 00	11,514 61
Shawano . . .	333 77	1,449 71	2,859 25	3,407 17	2,336 38	19,926 17
Sheboygan . .	929 35	5,020 61	593 76	67,783 96
Taylor	368 42	1,262 69	3,141 17	1,228 92	670 00	12,013 00
Tr'mple'u . . .	374 04	1,423 23	1,102 54	9,071 50	26,124 79
Vernon	868 33	2,762 02	2,190 81	21,931 84
Vilas	258 47	613 51	12,782 50	17,777 36
Walworth . . .	886 43	1,858 45	602 50	60,419 53
Washburn	440 11	826 14	1,012 92	6,450 75	11,799 45
Washington . .	373 06	1,810 82	36,365 02
Waukesha . . .	701 02	5,288 32	7,658 04	162 40	75,082 57
Waupaca . . .	988 65	4,417 24	6,866 09	2,116 61	6,739 13	34,571 08
Waushara . . .	403 71	1,730 91	2,695 64	276 25	13,144 47
Winnebago . .	1,707 61	4,851 98	1,182 08	7,250 00	83,645 51
Wood	832 50	2,216 08	4,496 48	1,630 26	3,466 20	21,763 48
Total.	\$49,361 80	\$95,269 71	\$250,590 52	\$107,280 73	\$189,914 72	\$2,805,639 97

"C"—Abstract of Assessment Rolls.

APPENDIX C.—Abstract of the assessment rolls of the several counties in the state of Wisconsin, as returned to the Secretary of State for the year 1900, under the provisions of section 1067 of the Wisconsin Statutes of 1898.

COUNTIES.	HORSES.		
	Number.	Valuation by local assessors.	Per head by local assessors.
Adams	3,997	\$186,802	\$46 74
Ashland	1,779	44,500	25 01
Barron	6,113	171,808	28 11
Bayfield	1,976	56,129	28 41
Brown	7,176	202,239	28 18
Buffalo	7,017	208,268	29 68
Burnett	1,768	39,957	22 60
Calumet	5,816	138,830	23 87
Chippewa	7,546	216,424	28 68
Clark	7,404	296,869	40 10
Columbia	12,063	314,544	26 08
Crawford	5,893	116,860	19 83
Dane	19,573	698,276	35 67
Dodge	12,754	308,366	24 17
Door	4,956	182,887	36 91
Douglas	1,062	25,395	23 91
Dunn	8,801	341,527	38 80
Eau Claire	7,039	217,532	30 90
Florence	495	19,455	39 30
Fond du Lac	12,846	421,936	32 85
Forest	248	6,689	26 97
Grant	17,527	331,042	18 89
Green	8,189	255,602	31 20
Green Lake	5,415	111,270	20 55
Iowa	9,706	396,346	40 84
Iron	456	13,160	28 86
Jackson	5,619	132,566	23 59
Jefferson	9,478	250,398	26 42
Juneau	6,066	180,995	29 84
Kenosha	4,398	123,181	28 01
Kewaunee	5,881	133,539	22 71
La Crosse	6,121	211,882	34 62
Lafayette	8,680	183,626	21 15
Langlade	2,723	64,487	23 68
Lincoln	2,210	80,804	36 55
Manitowoc	9,691	462,192	47 69
Marathon	7,622	170,662	22 40
Marinette	3,865	143,191	37 05
Marquette	3,776	91,150	24 14
Milwaukee	16,848	731,555	43 42
Monroe	9,918	432,896	43 65
Oconto	5,304	117,797	22 21

"C"—Abstract of Assessment Rolls.

APPENDIX C.—Abstract of the assessment rolls of the several counties in the state, for 1900.—Continued.

COUNTIES.	HORSES.		
	Number.	Valuation by local assessors.	Per head by local assessors.
Oneida	1,069	\$55,970	\$52 36
Outagamie	9,548	241,570	25 30
Ozaukee	4,904	177,129	36 12
Pepin	2,727	55,556	20 37
Pierce	7,112	290,860	40 90
Polk	5,762	147,463	25 59
Portage	6,170	189,558	30 72
Price	1,816	37,510	20 66
Racine	6,002	217,093	36 17
Richland	6,419	127,136	19 81
Rock	15,195	498,428	32 80
St. Croix	7,438	226,044	30 39
Sauk	10,212	324,664	31 79
Sawyer	500	11,685	23 37
Shawano	7,118	211,959	29 78
Sheboygan	10,541	499,124	47 35
Taylor	2,457	30,301	12 33
Trempealeau	8,362	202,746	24 26
Vernon	10,463	261,900	25 03
Vilas	462	5,767	12 48
Walworth	10,666	373,351	35 00
Washburn	1,054	16,360	15 52
Washington	8,701	406,301	46 70
Waukesha	11,105	286,754	25 82
Waupaca	9,863	541,127	54 86
Waushara	6,506	199,719	30 70
Winnebago	8,381	272,300	32 49
Wood	4,958	186,453	37 61
Total	471,326	\$14,928,462	\$31 67

"C"—Abstract of Assessment Rolls.

APPENDIX C.—Abstract of the assessment rolls of the several counties in the state, for 1900.—Continued.

COUNTIES.	NEAT CATTLE.		
	Number.	Valuation by local assessors.	Per head by local assessors.
Adams	9,527	\$163,360	\$17 15
Ashland	2,261	23,572	10 43
Barron	15,103	165,897	10 98
Bayfield	1,090	15,369	14 10
Brown	14,341	177,658	12 39
Buffalo	23,241	229,062	9 86
Burnett	6,449	56,361	8 74
Calumet	16,365	163,224	9 97
Chippewa	15,416	167,119	10 83
Clark	22,552	342,321	15 18
Columbia	36,792	391,749	10 65
Crawford	21,193	207,387	9 79
Dane	73,424	1,001,536	13 64
Dodge	45,877	456,943	9 96
Door	13,508	151,980	11 25
Douglas	5 47	6,453	11 79
Dunn	22,422	302,054	13 03
Eau Claire	15,369	146,506	9 53
Florence	257	4,910	19 11
Fond du Lac	42,790	543,891	12 71
Forest	206	1,757	8 53
Grant	69,345	615,049	8 87
Green	50,725	696,530	13 73
Green Lake	17,171	157,833	9 19
Iowa	58,456	1,131,530	19 36
Iron	351	3,129	8 91
Jackson	17,509	151,305	8 64
Jefferson	41,593	490,489	11 79
Jumeau	15,525	190,546	12 27
Kenosha	18,497	227,396	12 29
Kewaunee	21,453	168,680	7 86
La Crosse	16,787	215,121	12 81
Lafayette	47,934	503,246	10 50
Langlade	4,422	40,655	9 19
Lincoln	3,917	51,894	13 25
Manitowoc	27,656	445,277	16 10
Marathon	21,809	147,831	6 78
Marinette	5,765	63,530	11 03
Marquette	13,358	112,239	8 40
Milwaukee	12,787	209,373	16 37
Monroe	33,905	494,544	14 59
Oconto	13,690	102,390	7 48

"C"—Abstract of Assessment Rolls.

APPENDIX C.—Abstract of the assessment rolls of the several counties in the state, for 1900.—Continued.

COUNTIES.	NEAT CATTLE.		
	Number.	Valuation by local assessors.	Per head by local assessors.
Oneida	1,001	\$15,659	\$15 64
Outagamie	30,700	313,553	10 21
Ozaukee	15,836	198,526	12 54
Pepin	6,855	48,157	7 03
Pierce	19,559	252,696	12 92
Polk	21,721	206,642	9 51
Portage	11,703	151,610	12 95
Price	2,620	22,287	8 51
Racine	18,211	260,726	14 32
Richland	27,234	253,650	9 31
Rock	47,460	655,979	13 82
St. Croix	20,057	225,170	11 23
Sauk	35,971	387,673	10 78
Sawyer	302	2,832	9 38
Shawano	21,037	190,390	9 05
Sheboygan	38,428	700,942	18 21
Taylor	3,783	22,417	5 92
Trempealeau	29,266	234,506	8 01
Vernon	31,933	331,304	10 37
Vilas	185	1,572	8 50
Walworth	44,430	681,989	15 35
Washburn	1,334	10,389	7 78
Washington	26,826	457,537	17 56
Waukesha	29,021	364,687	12 57
Waupaca	30,771	588,736	19 13
Waushara	16,964	168,312	9 91
Winnebago	28,154	315,067	11 19
Wood	9,961	161,794	16 25
Total	1,482,708	\$18,162,548	\$12 92

*"C"—Abstract of Assessment Rolls.*APPENDIX C.—*Abstract of the assessment rolls of the several counties in the state, for 1900.—Continued.*

COUNTIES.	MULES AND ASSES.		
	Number.	Valuation by local assessors.	Per head by local assessors.
Adams	71	\$2,395	\$33 73
Ashland			
Barroca	65	1,388	21 35
Bayfield	3	20	6 67
Brown	7	255	36 43
Buffalo	39	710	18 20
Burnett	22	305	13 86
Calumet	13	215	16 54
Chippewa	42	780	18 57
Clark	59	1,708	28 95
Columbia	59	1,149	19 47
Crawford	76	1,226	16 13
Dane	78	1,680	21 53
Dodge	30	412	13 73
Door	14	256	18 28
Douglas	3	30	10 00
Dunn	45	1,035	23 00
Eau Claire	19	307	16 16
Florence	8	255	31 87
Fond du Lac	9	230	25 55
Forest	2	60	30 00
Grant	147	2,572	17 50
Green	52	1,100	21 15
Green Lake	15	385	25 67
Iowa	53	1,555	29 34
Iron	8	225	28 13
Jackson	18	401	22 28
Jefferson	35	619	17 68
Juneau	64	1,301	20 33
Kenosha	19	340	17 89
Kewaunee	12	84	7 00
La Crosse	24	683	28 46
Lafayette	105	1,857	17 68
Langlaue	6	225	37 50
Lincoln	6	245	40 83
Manitowoc	13	655	50 38
Marathon	89	560	6 21
Marinette	76	2,265	29 80
Marquette	20	370	18 50
Milwaukee	25	728	29 12
Monroe	70	1,867	26 67
Oconto	23	312	13 56

"C"—Abstract of Assessment Rolls.

APPENDIX C.—Abstract of the assessment rolls of the several counties in the state, for 1900.—Continued.

COUNTIES.	MULES AND ASSES.		
	Number.	Valuation by local assessors.	Per head by local assessors.
Oneida	9	\$110	\$12 22
Outagamie	52	1,454	27 96
Ozaukee	35	855	24 43
Pepin	20	250	12 50
Pierce	18	490	27 22
Polk	22	395	17 95
Portage	23	505	21 96
Price	13	110	8 46
Racine	29	725	25 00
Richland	92	1,735	18 86
Rock	111	2,884	25 98
St. Croix	32	859	26 84
Sauk	77	2,565	20 32
Sawyer			
Shawano	28	580	20 71
Sheboygan	74	2,467	33 34
Taylor	22	199	9 04
Trempealeau	35	563	16 08
Vernon	57	1,579	27 70
Vilas			
Walworth	46	1,024	22 26
Washburn	10	216	21 60
Washington	86	2,780	32 32
Waukesha	26	450	17 31
Waupaca	69	2,385	34 56
Waushara	50	1,255	25 10
Winnebago	13	320	24 61
Wood	24	619	25 79
Total	2,617	59,139	22 60

"C"—Abstract of Assessment Rolls.

APPENDIX C.—Abstract of the assessment rolls of the several counties in the state, for 1900.—Continued.

COUNTIES.	SHEEP AND LAMBS.		
	Number.	Valuation by local assessors.	Per head by local assessors.
Adams	4,967	\$12,186	\$2 45
Ashland	373	220	59
Barron	12,547	14,406	1 15
Bayfield	76	109	1 44
Brown	2,866	3,336	1 16
Buffalo	17,387	27,595	1 59
Burnett	1,903	1,885	99
Calumet	4,801	5,320	1 11
Chippewa	9,409	12,671	1 35
Clark	18,681	37,266	1 99
Columbia	44,054	59,366	1 35
Crawford	13,420	20,560	1 53
Dane	33,302	66,153	1 98
Dodge	22,767	26,057	1 14
Door	6,353	10,166	1 60
Douglas	50	88	1 76
Dunn	21,489	42,519	1 98
Eau Claire	5,288	7,238	1 37
Florence	60	160	2 67
Fond du Lac	50,573	67,201	1 33
Forest	10	38	3 80
Grant	26,303	41,624	1 58
Green	15,550	30,299	1 95
Green Lake	29,050	27,603	95
Iowa	17,296	55,449	3 20
Iron	60	53	88
Jackson	8,903	9,289	1 04
Jefferson	8,411	10,253	1 22
Jumeau	9,847	17,171	1 73
Kenosha	16,908	26,110	1 54
Kewaunee	6,451	8,212	1 27
La Crosse	5,540	9,888	1 78
Lafayette	21,027	33,257	1 58
Langlade	1,887	2,269	1 20
Lincoln	1,419	1,633	1 15
Manitowoc	7,651	14,973	1 96
Marathon	14,362	14,166	99
Marquette	1,218	2,520	2 07
Marquette	13,835	16,743	1 21
Milwaukee	390	1,018	2 61
Monroe	20,028	52,067	2 59
Oconto	4,712	4,326	92

"C"—Abstract of Assessment Rolls.

APPENDIX C.—Abstract of the assessment rolls of the several counties in the state, for 1900.—Continued.

COUNTIES.	SHEEP AND LAMBS.		
	Number.	Valuation by local assessors.	Per head by local assessors.
Oneida	54	\$126	\$2 33
Outagamie	10,449	13,361	1 28
Ozaukee	848	1,969	2 32
Pepin	4,694	5,096	1 09
Pierce	26,140	48,910	1 87
Polk	7,336	8,592	1 17
Portage	5,223	7,865	1 50
Price	534	564	1 06
Racine	11,063	17,448	1 57
Richland	43,547	58,535	1 33
Rock	24,205	45,279	1 88
St. Croix	16,874	26,520	1 57
Sauk	27,470	37,766	1 37
Sawyer	53	113	2 13
Shawano	13,628	15,490	1 14
Sheboygan	6,809	18,221	2 66
Taylor	1,021	644	63
Trempealeau	21,151	23,678	1 12
Vernon	39,396	67,663	1 72
Vilas	23	18	78
Walworth	26,679	48,337	1 81
Washburn	426	332	78
Washington	10,515	26,162	2 49
Waukesha	35,758	49,743	1 39
Waupaca	13,606	37,526	2 76
Waushara	13,240	14,566	1 10
Winnebago	16,523	22,619	1 37
Wood	5,634	7,905	1 40
Total	884,123	\$1,398,511	\$1 58

"C"—Abstract of Assessment Rolls.

APPENDIX C.—Abstract of the assessment rolls of the several counties in the state, for 1900.—Continued.

COUNTIES.	SWINE.		
	Number.	Valuation by local assessors	Per head by local assessors.
Adams	3,141	\$13,370	\$4 26
Ashland	152	286	1 82
Barron	2,811	6,518	2 32
Bayfield	203	729	3 59
Brown	2,800	5,307	1 89
Buffalo	10,740	28,793	2 68
Bunnett	963	1,608	1 67
Calumet	5,498	8,027	1 46
Chippewa	4,108	9,171	2 23
Clark	4,764	14,507	3 05
Columbia	22,508	71,850	3 19
Crawford	9,006	20,951	2 33
Dane	40,532	159,680	3 94
Dodge	15,598	37,731	2 42
Door	3,851	8,732	2 27
Douglas	85	198	2 33
Dunn	9,560	34,508	3 61
Eau Claire	5,635	14,083	2 50
Florence	7	35	5 00
Fond du Lac	12,972	43,341	3 34
Forest	125	327	2 70
Grant	45,364	97,353	2 15
Green	26,671	89,046	3 34
Green Lake	7,299	14,381	1 97
Iowa	18,451	92,186	4 99
Iron	81	229	2 83
Jackson	5,396	10,600	1 97
Jefferson	12,642	40,860	3 23
Juneau	4,953	13,909	2 81
Kenosha	4,182	14,767	3 53
Kewaunee	5,455	8,665	1 59
La Crosse	7,455	23,964	3 21
Lafayette	27,491	71,309	2 60
Langlade	859	1,625	1 89
Lincoln	711	1,708	2 40
Manotowoc	7,482	20,639	2 76
Marathon	5,596	7,375	1 32
Marquette	1,273	3,983	3 13
Marquette	3,688	9,153	2 49
Milwaukee	2,574	6,672	2 59
Monroe	8,172	37,507	4 59
Oconto	3,606	5,091	1 38

"C"—Abstract of Assessment Rolls.

APPENDIX C.—Abstract of the assessment rolls of the several counties in the state, for 1900.—Continued.

COUNTIES.	SWINE.		
	Number.	Valuation by local assessors.	Per head by local assessors.
Oneida	274	\$1,036	\$3 78
Outagamie	10,413	20,951	2 01
Ozaukee	3,195	11,357	3 55
Pepin	4,257	8,795	2 02
Pierce	5,901	18,391	3 12
Polk	3,426	7,928	2 31
Portage	4,340	12,290	2 83
Price	257	419	1 67
Racine	5,001	16,627	3 32
Richland	17,852	34,194	1 91
Rock	27,601	118,607	4 29
St. Croix	4,499	12,771	2 84
Sauk	18,099	59,911	3 31
Sawyer	80	280	3 50
Shawano	8,793	14,523	1 65
Sheboygan	10,849	42,481	3 91
Taylor	446	494	1 11
Trempealeau	7,707	21,405	2 77
Vernon	13,872	37,231	2 69
Vilas	143	165	1 15
Walworth	19,914	93,162	4 68
Washburn	196	275	1 40
Washington	9,325	30,933	3 32
Waukesha	9,011	30,585	3 39
Waupaca	6,340	21,442	3 39
Waushara	5,169	8,589	1 66
Winnebago	8,683	26,943	3 10
Wood	2,227	4,271	1 91
Total	562,330	\$1,706,740	\$3 03

"C"—Abstract of Assessment Rolls.

APPENDIX C.—Abstract of the assessment rolls of the several counties in the state, for 1900.—Continued.

COUNTIES.	WAGONS, CARRIAGES AND SLEIGHS.		
	Number.	Valuation by local assessors.	Each by local assessors.
Adams	1,427	\$17,509	\$12 27
Ashland	1,056	13,778	13 05
Barron	2,916	28,247	9 69
Bayfield	713	9,406	13 19
Brown	4,644	72,050	15 51
Buffalo	2,808	25,725	9 16
Burnett	791	6,193	7 70
Calumet	3,967	38,509	9 70
Chippewa	3,158	36,005	11 30
Clark	3,765	52,437	13 12
Columbia	6,158	66,539	10 80
Crawford	2,222	20,766	9 35
Dame	10,666	162,536	15 24
Dodge	7,377	75,008	10 17
Door	3,375	41,600	12 32
Douglas	437	6,033	13 80
Dunn	3,664	46,193	12 88
Eau Claire	3,916	63,205	16 14
Florence	400	5,738	14 35
Fond du Lac	8,367	112,994	13 50
Forest	108	911	8 42
Grant	8,312	69,859	8 40
Green	3,774	47,666	12 63
Green Lake	3,069	28,727	9 36
Iowa	4,783	70,675	14 77
Iron	190	2,423	12 75
Jackson	1,539	13,933	9 05
Jefferson	5,704	75,729	13 28
Juneau	2,709	29,092	10 78
Kenosha	2,125	25,917	12 20
Kewaunee	4,574	36,029	7 88
La Crosse	4,038	74,277	18 49
Lafayette	3,946	36,018	9 13
Langlade	1,559	13,221	8 48
Lincoln	1,391	20,298	14 59
Manitowoc	8,225	127,096	15 45
Marathon	5,102	49,601	9 72
Marquette	2,340	41,174	17 59
Marquette	1,213	10,801	8 90
Milwaukee	14,676	519,514	35 40
Monroe	4,413	68,570	15 54
Oconto	2,697	23,116	8 57

"C"—Abstract of Assessment Rolls.

APPENDIX C.—Abstract of the assessment rolls of the several counties in the state, for 1900.—Continued.

COUNTIES.	WAGONS, CARRIAGES AND SLEIGHS.		
	Number.	Valuation by local assessors.	Each by local assessors.
Oneida	981	\$16,763	\$17 09
Outagamie	6,122	62,083	10 14
Ozaukee	3,851	56,912	14 78
Pepin	1,189	9,009	7 67
Pierce	2,743	39,079	14 25
Polk	2,984	23,364	7 83
Portage	2,990	34,810	11 64
Price	1,133	8,692	7 67
Racine	3,386	54,065	15 97
Richland	2,047	22,842	11 16
Rock	8,215	127,545	15 53
St. Croix	3,295	35,574	10 80
Sauk	1,651	80,553	48 79
Sawyer	97	1,465	15 10
Shawano	4,331	39,995	9 23
Sheboygan	9,452	166,528	17 62
Taylor	1,980	7,388	3 73
Trempealeau	3,304	26,454	8 01
Vernon	5,034	54,260	10 78
Vilas	175	1,279	7 31
Walworth	5,397	80,824	14 98
Washburn	298	1,955	6 56
Washington	6,390	94,806	14 84
Waukesha	7,952	93,976	11 82
Waupaca	5,205	84,983	16 33
Waushara	2,470	26,997	10 93
Winnebago	5,582	97,144	17 40
Wood	2,827	46,650	16 50
Total	259,395	\$3,681,113	\$14 19

"C"—Abstract of Assessment Rolls.

APPENDIX C.—Abstract of the assessment rolls of the several counties in the state, for 1900.—Continued.

COUNTIES.	GOLD AND SILVER WATCHES.		
	Number.	Valuation by local assessors.	Each by local assessors.
Adams	190	\$1,624	\$8 55
Ashland	102	1,610	15 78
Barron	425	4,342	10 22
Bayfield	128	- ,639	12 80
Brown	749	14,144	18 88
Buffalo	188	1,380	7 34
Burnett	63	650	10 31
Calumet	276	2,330	8 44
Chippewa	138	2,673	19 36
Clark	507	6,107	12 04
Columbia	1,556	15,510	9 97
Crawford	204	1,981	9 71
Dane	1,491	17,747	11 90
Dodge	402	4,588	11 41
Door	494	5,665	11 47
Douglas	8	120	15 00
Dunn	295	3,551	12 04
Eau Claire	560	9,757	17 42
Florence	5	60	12 00
Fond du Lac	618	8,368	13 54
Forest	29	227	7 80
Grant	1,007	7,017	6 97
Green	671	6,570	9 79
Green Lake	264	2,642	10 01
Iowa	579	7,422	12 82
Iron	12	120	10 00
Jackson	190	2,303	12 12
Jefferson	573	5,751	10 04
Juneau	686	7,887	11 50
Kenosha	129	2,072	16 06
Kewaunee	182	2,161	11 87
La Crosse	444	8,230	18 54
Lafayette	270	1,711	6 34
Langlade	350	4,716	13 47
Lincoln	311	3,653	11 75
Manitowoc	368	5,394	14 66
Marathon	331	5,211	15 74
Marinette	46	1,555	33 80
Marquette	75	755	10 07
Milwaukee	3,747	85,854	22 92
Monroe	638	8,775	13 75
Oconto	119	1,989	16 72

"C"—Abstract of Assessment Rolls.

APPENDIX C.—Abstract of the assessment rolls of the several counties in the state, for 1900.—Continued.

COUNTIES.	GOLD AND SILVER WATCHES		
	Number.	Valuation by local assessors.	Each by local assessors.
Oneida	18	\$355	\$19 72
Outagamie	530	5,716	10 79
Ozaukee	216	3,176	14 70
Pepin	125	783	6 26
Pierce	299	2,790	9 33
Polk	253	2,248	8 88
Portage	627	7,013	11 18
Price	50	4 99	9 98
Racine	125	4,430	35 44
Richland	241	2,874	11 92
Rock	1,946	23,399	12 02
St. Croix	592	6,716	11 35
Sauk	1,399	15,329	10 96
Sawyer	2	50	25 00
Shawano	176	2,100	11 93
Sheboygan	588	6,357	10 81
Taylor	24	220	9 16
Trempealeau	191	1,346	7 05
Vernon	469	4,730	10 08
Vilas			
Walworth	1,427	16,296	11 42
Washburn	12	81	6 75
Washington	376	5,011	13 33
Waukesha	627	8,832	13 93
Waupaca	827	9,035	10 92
Waushara	275	3,926	14 28
Winnebago	604	11,494	19 03
Wood	212	3,355	15 85
Total	31,651	\$424,022	\$13 40

"C"—Abstract of Assessment Rolls.

APPENDIX C.—Abstract of the assessment rolls of the several counties in the state, for 1900.—Continued.

COUNTIES.	PIANOS.		
	Number.	Valuation by local assessors.	Each by local assessors.
Adams	22	\$695	\$31 59
Ashland	262	18,355	70 05
Barron	246	11,115	45 18
Bayfield	223	8,720	39 12
Brown	722	56,291	77 96
Buffalo	379	7,192	18 98
Burnett	15	1,175	78 03
Calumet	335	9,778	29 19
Chippewa	346	17,940	51 85
Clark	552	24,853	45 18
Columbia	4,325	46,896	10 84
Crawford	89	5,319	59 76
Dane	1,465	106,596	72 76
Dodge	488	17,777	36 43
Door	296	19,270	65 10
Douglas	56	8,465	151 16
Dunn	238	13,950	58 61
Eau Claire	450	46,725	103 84
Florence	30	3,055	101 83
Fond du Lac	552	30,955	56 08
Forest	30	435	14 50
Grant	699	28,247	40 42
Green	890	26,817	30 13
Green Lake	238	6,097	25 62
Iowa	1,013	33,460	33 03
Iron	10	190	19 00
Jackson	21	1,323	63 00
Jefferson	1,152	35,003	30 38
Juneau	390	18,234	46 75
Kenosha	157	5,932	37 78
Kewaunee	69	3,550	51 50
La Crosse	118	5,400	45 76
Lafayette	115	3,558	30 85
Langlade	274	14,950	54 57
Lincoln	223	16,185	72 13
Manitowoc	418	37,062	88 60
Marathon	397	29,621	74 61
Marinette	303	25,420	83 89
Marquette	134	2,208	16 46
Milwaukee	9,258	926,091	100 03
Monroe	510	42,296	82 93
Oconto	229	9,665	42 20

"C"—Abstract of Assessment Rolls.

APPENDIX C.—Abstract of the assessment rolls of the several counties in the state, for 1900.—Continued.

COUNTIES.	PIANOS.		
	Number.	Valuation by local assessors.	Each by local assessors.
Oneida	66	\$6,600	\$100 00
Outagamie	560	26,545	47 40
Ozaukee	148	9,845	66 52
Pepin	86	6,235	72 50
Pierce	80	4,336	54 20
Polk	275	16,700	60 80
Portage	23	430	18 69
Price	332	17,895	53 93
Racine	201	14,324	71 26
Richland	1,333	85,945	64 47
Rock	348	15,708	45 14
St. Croix	521	32,329	62 05
Sauk	2	125	62 50
Sawyer	123	8,372	68 01
Shawano	659	61,785	93 75
Sheboygan	48	1,685	35 10
Taylor	129	5,695	44 14
Trempealeau	158	10,360	65 57
Vernon	44	900	20 45
Vilas	750	40,726	54 30
Walworth	31	915	29 51
Washburn	638	39,014	61 15
Washington	27	730	27 04
Waukesha	365	25,087	68 73
Waupaca	195	6,775	34 74
Waushara	1,239	51,050	41 20
Winnebago	495	33,840	68 36
Wood			
Total	36,615	\$2,250,817	\$61 47

*"C"—Abstract of Assessment Rolls.*APPENDIX C.—*Abstract of the assessment rolls of the several counties in the state for 1900.—Continued.*

COUNTIES.	ORGANS AND MELODEONS.		
	Number.	Valuation by local assessors.	Each by local assessors.
Adams	355	\$5,998	\$16 88
Ashland	116	1,855	15 99
Barron	227	2,126	9 36
Bayfield	3	32	10 66
Brown	240	5,056	21 06
Buffalo			
Burnett	110	1,138	10 35
Calumet	107	2,208	20 63
Chippewa	195	2,760	14 15
Clark	304	5,136	16 89
Columbia			
Crawford	382	4,718	12 35
Dane	1,131	15,987	14 13
Dodge	735	8,881	12 08
Door	311	4,918	15 83
Douglas	13	240	18 46
Dunn	497	7,373	14 83
Eau Claire	450	6,970	15 50
Florence	8	160	20 00
Fond du Lac	805	11,682	14 51
Forest			
Grant	979	10,731	10 96
Green			
Green Lake	217	2,245	10 34
Iowa			
Iron	6	80	13 33
Jackson	503	10,140	20 06
Jefferson	219	4,213	19 24
Juneau	402	8,776	21 83
Kenosha	59	718	12 17
Kewaunee	162	3,544	21 87
La Crosse	1,041	57,821	55 54
Lafayette	428	3,482	8 13
Langlade	93	860	9 25
Lincoln	213	3,086	14 49
Manitowoc	467	9,654	20 70
Marathon	507	7,456	14 71
Marinette	185	3,745	20 24
Marquette	217	2,594	11 95
Milwaukee	106	1,436	13 55
Monroe	576	14,155	24 57
Oconto	108	1,376	12 74

*"C"—Abstract of Assessment Rolls.*APPENDIX C.—*Abstract of the assessment rolls of the several counties in the state for 1900.—Continued.*

COUNTIES.	ORGANS AND MELODEONS.		
	Number.	Valuation by local assessors.	Each by local assessors.
Oneida	24	\$470	\$19 58
Outagamie	695	9,324	13 41
Ozaukee	202	3,730	18 46
Pepin	268	4,187	15 62
Pierce	665	12,540	18 85
Polk	336	3,313	9 85
Portage	512	8,160	15 94
Price	156	3,471	22 25
Racine	69	1,375	19 93
Richland	589	7,651	12 99
Rock	604	9,418	15 59
St. Croix	544	9,292	17 08
Sauk	1,159	17,556	15 15
Sawyer			
Shawano	328	4,640	14 15
Sheboygan	704	15,037	21 35
Taylor	142	1,496	10 53
Trempealeau	441	4,746	10 76
Vernon	665	9,182	13 81
Vilas			
Walworth	627	11,295	18 01
Washburn	47	340	7 23
Washington	135	3,484	25 85
Waukesha	1,185	35,130	29 64
Waupaca	841	20,718	24 63
Wausara	945	10,000	10 58
Winnebago	220	2,425	11 02
Wood	199	3,587	18 02
Total	24,779	\$445,917	\$17 99

"C"—Abstract of Assessment Rolls.

APPENDIX C.—Abstract of the assessment rolls of the several counties in the state for 1900.—Continued.

COUNTIES.	BICYCLES.		
	Number.	Valuation by local assessors	Each by local assessors.
Adams	202	\$1,508	\$7 42
Ashland	315	3,936	12 50
Barron	541	4,556	8 42
Bayfield	228	2,637	11 57
Brown	1,059	19,173	18 10
Buffalo	101	887	8 78
Burnett	82	669	8 16
Calumet	329	3,827	11 63
Chippewa	393	4,742	12 07
Clark	551	5,404	9 81
Columbia	503	4,250	8 45
Crawford	153	1,583	10 35
Dane	534	4,699	8 80
Dodge	471	4,667	9 91
Door	431	6,694	15 53
Douglas	3	25	8 33
Dunn	391	3,116	7 97
Eau Claire	529	6,581	12 44
Florence	1	10	10 00
Fond du Lac	373	4,337	11 63
Forest	24	162	6 75
Grant	241	1,683	6 98
Green	230	2,298	9 99
Green Lake	178	1,582	8 88
Iowa	105	1,230	11 72
Iron	6	40	6 66
Jackson	97	647	6 66
Jefferson	1,004	10,978	10 93
Juneau	241	2,153	8 93
Kenosha	62	517	8 34
Kewaunee	255	2,083	8 17
La Crosse	712	10,254	14 40
Lafayette	32	248	7 75
Langlade	302	3,093	10 24
Lincoln	722	8,205	11 33
Manitowoc	1,057	12,481	11 80
Marathon	926	9,537	10 30
Marinette	335	5,215	15 57
Marquette	24	173	7 21
Milwaukee	3,097	46,224	14 93
Monroe	406	4,478	11 03
Oconto	320	2,854	8 92

"C"—Abstract of Assessment Rolls.

APPENDIX C.—Abstract of the assessment rolls of the several counties in the state for 1900.—Continued.

COUNTIES.	BICYCLES.		
	Number.	Valuation by local assessors.	Each by local assessors.
Oneida	40	\$680	\$17 00
Outagamie	691	6,319	9 14
Ozaukee	196	2,021	10 31
Pepin	58	394	6 79
Pierce	270	2,621	9 71
Polk	215	1,428	6 64
Portage	999	9,512	9 52
Price	149	1,259	8 45
Racine	3	50	16 67
Richland	103	1,280	12 43
Rock	1,036	10,264	9 91
St. Croix	333	3,783	11 36
Sauk	411	4,048	9 85
Sawyer			
Shawano	251	2,434	9 70
Sheboygan	291	2,851	9 80
Taylor	129	543	4 20
Trempealeau	238	1,686	7 08
Vernon	189	1,594	8 43
Vilas	2	3	1 50
Walworth	575	5,165	8 98
Washburn	33	208	6 30
Washington	166	1,469	8 85
Waukesha	339	2,917	8 60
Waupaca	1,040	11,381	10 94
Waushara	470	3,629	7 72
Winnebago	73	705	9 66
Wood	624	6,083	9 75
Total	26,490	\$293,763	\$11 09

"C"—Abstract of Assessment Rolls.

APPENDIX C.—*Abstract of the assessment rolls of the several counties in the state for 1900.—Continued.*

COUNTIES.	Value by local assessors of bank stocks.	Value by local assessors of merchants and manufacturers' stock.
Adams		\$20,245
Ashland	\$103,040	383,540
Barron	29,979	217,755
Bayfield	14,915	321,817
Brown	195,425	624,030
Buffalo	8,000	120,747
Burnett	5,000	37,015
Calumet	24,600	118,125
Chippewa	165,475	407,570
Clark	84,700	344,707
Columbia	154,661	394,672
Crawford	7,500	91,607
Dane	445,530	939,300
Dodge	98,731	298,815
Door	29,658	174,768
Douglas	122,500	759,148
Duam	14,000	185,608
Eau Claire	182,535	560,369
Florence	5,500	22,545
Fond du Lac	233,861	738,675
Forest		5,795
Grant	65,962	300,469
Green	286,800	305,048
Green Lake	58,635	143,660
Iowa	137,650	366,480
Iron		66,325
Jackson	29,817	107,148
Jefferson	225,228	435,253
Juneau	31,100	228,511
Kenosha	30,000	265,985
Kewaunee	42,350	155,159
La Crosse	475,543	1,425,514
Lafayette	45,352	110,588
Langlade	49,000	365,982
Lincoln	68,165	638,186
Manitowoc	216,600	853,515
Marathon	235,529	382,044
Marinette	128,900	376,099
Marquette	16,040	43,467
Milwaukee	4,527,895	14,347,260
Monroe	135,780	515,751
Oconto	36,735	220,208

"C"—Abstract of Assessment Rolls.

APPENDIX C.—Abstract of the assessment rolls of the several counties in the state for 1900.—Continued.

COUNTIES.	Value by local assessors of bank stocks.	Value by local assessors of merchants and manufacturers, stock.
Oneida	\$99,000	\$205,620
Outagamie	329,913	479,542
Ozaukee	6,850	189,296
Pepin	12,290	47,078
Pierce	35,065	277,218
Polk	10,794	94,885
Portage	81,675	324,162
Price	12,300	97,370
Racine	654,735	1,001,230
Richland	48,435	280,414
Rock	430,686	818,957
St. Croix	114,050	276,140
Sauk	134,050	334,840
Sawyer	2,000	58,225
Shawano	15,970	248,324
Sheboygan	556,500	1,699,211
Taylor	19,943	73,825
Trempealeau	37,263	127,400
Vernon	30,410	238,178
Vilas	500	15,790
Walworth	232,200	412,599
Washburn	3,620	10,937
Washington		346,330
Waukesha	324,525	316,475
Waupaca	192,797	740,146
Waushara	6,300	133,129
Winnebago	818,350	1,171,920
Wood	231,349	439,668
Total	\$13,210,261	\$38,878,414

"C"—Abstract of Assessment Rolls.

APPENDIX C.—Abstract of the assessment rolls of the several counties in the state for 1900.—Continued.

COUNTIES.	Value by local assessors of moneys, accounts, bonds, credits, notes and mortgages.	Value by local assessors of leaf tobacco.
Adams	\$40,105	
Ashland	6,135	
Barron	54,124	\$30
Bayfield	21,250	400
Brown	209,327	750
Buffalo	136,153	40
Burnett	15,490	
Calumet	185,129	45
Chippewa	57,375	1,035
Clark	142,245	
Columbia	944,610	1,316
Crawford	51,628	4,605
Dane	1,886,596	102,299
Dodge	419,575	250
Door	46,449	315
Douglas	1,125	
Dunn	217,215	
Eau Claire	171,834	1,900
Florence		
Fond du Lac	782,021	900
Forest	3,950	
Grant	357,996	50
Green	1,071,294	5,035
Green Lake	282,997	
Iowa	966,522	415
Iron		
Jackson	56,444	150
Jefferson	575,606	415
Jumeau	161,905	5,160
Kenosha	253,385	
Kewaunee	96,267	48
La Crosse	976,268	
Lafayette	160,114	
Langlade	9,925	175
Lincoln	1,440	215
Manitowoc	462,328	775
Marathon	34,430	2,010
Marinette	32,599	
Marquette	21,290	
Milwaukee	4,526,776	91,650
Monroe	285,961	2,500
Oconto	4,980	215

"C"—Abstract of Assessment Rolls.

APPENDIX C.—Abstract of the assessment rolls of the several counties in the state for 1900.—Continued.

COUNTIES.	Value by local assessors of moneys, accounts, bonds, credits, notes and mortgages.	Value of local assessors of leaf tobacco.
Oneida		
Outagamie	159,651	75
Ozaukee	328,919	35
Pepin	18,981	
Pierce	180,165	6,439
Polk	44,758	35
Portage	139,339	300
Price		50
Racine	402,857	
Richland	184,778	25
Rock	1,118,891	276,732
St. Croix	148,518	602
Sauk	545,963	125
Sawyer		
Shawano	71,543	25
Sheboygan	1,383,147	110
Taylor	449	300
Trempealeau	150,854	910
Vernon	269,175	55,372
Vilas		
Walworth	1,584,248	450
Washburn	1,000	
Washington	775,551	305
Waukesha	1,100,485	380
Waupaca	524,066	1,105
Waushara	74,785	
Winnebago	717,357	1,470
Wood	46,301	
Total	\$25,702,644	\$567,543

"C"—Abstract of Assessment Rolls.

APPENDIX C.—Abstract of the assessment rolls of the several counties in the state for 1900.—Continued.

COUNTIES.	Value by local assessors of logs, timber, lumber, ties, poles and posts not manufacturers' stock.	Value by local assessors of steam and other vessels.
Adams	\$3,497
Ashland	531,464	\$11,383
Barron	216,080	2,071
Bayfield	348,707	7,800
Brown	67,783	43,810
Buffalo	7,500	2,325
Burnett	13,837	610
Calumet	5,210
Chippewa	463,333	750
Clark	194,822
Columbia	5,367	2,435
Crawford	2,327	1,070
Dane	1,135	1,405
Dodge	5,183	650
Door	15,290	62,708
Douglas	288,288	3,000
Dunn	407,215	1,575
Eau Claire	367,738
Florence	8,000
Fond du Lac	500	115
Forest	10,883	305
Grant	1,997	395
Green	139	620
Green Lake	4,260
Iowa	308
Iron	15,720
Jackson	5,129	6,035
Jefferson	1,000	1,430
Juneau	8,721	130
Kenosha	1,700
Keauwnee	7,940	1,025
La Crosse	11,100	20,150
Lafayette	1,250
Langlade	125,568	10..
Lincoln	444,981	1,060
Manitowoc	2,950	24,775
Marathon	509,696	1,010
Marinette	1,061,790	23,290
Marquette	800	260
Milwaukee	1,500	267,195
Monroe	13,063	2,549

"C"—Abstract of Assessment Rolls.

APPENDIX C.—Abstract of the assessment rolls of the several counties in the state for 1900.—Continued.

COUNTIES.	Value by local assessors of logs, timber, lumber, ties, poles and posts not manufacturers' stock.	Value by local assessors of steam and other vessels.
Oconto	219,452	925
Oneida	614,763	345
Outagamie	24,125	1,250
Ozaukee	2,300	2,612
Pepin	1,946
Pierce	22,976	2,665
Polk	85,260	386
Portage	13,284
Price	188,938	410
Racine	200	10,530
Richland	8,958
Rock
St. Croix	49,104	1,185
Sauk	5,826	450
Sawyer
Shawano	116,693	425
Sheboygan	10,340	41,145
Taylor	59,340
Trempealeau	1,270	1,430
Vernon	28,339	1,285
Vilas	41,296	946
Walworth	390	39,990
Washburn	79,452	1,286
Washington	4,725	325
Waukesha	7,525	9,646
Waupaca	555,247	2,705
Waushara	25	785
Winnebago	43,110	16,205
Wood	134,616	200
Total	\$7,497,311	\$635,037

*"C"—Abstract of Assessment Rolls.*APPENDIX C.—*Abstract of the assessment rolls of the several counties in the state for 1900.—Continued.*

COUNTIES.	Value by local assessors of real and personal property and franchises of water and light companies.	Value by local assessors of all other personal property except such as is exempt from taxation.	Value by local assessors of all personal property.	Total value of all personal property as equalized by state tax commission, 1901.
Adams		\$47,238	\$516,532	\$463,216
Ashland	\$175,750	53,362	1,372,786	1,549,524
Barron		72,182	1,002,624	1,127,054
Bayfield	37,400	82,166	929,245	1,760,468
Brown	17,075	187,187	1,900,896	4,064,595
Buffalo	220	60,951	865,548	1,452,077
Bunnett		17,656	199,549	301,114
Calumet	2,000	91,537	798,914	1,734,923
Chippewa	2,000	80,878	1,648,701	1,920,631
Clark	3,000	98,925	1,655,007	1,449,080
Columbia	30,100	155,316	2,660,330	4,106,571
Crawford		55,357	615,445	905,835
Dane		715,137	6,326,292	12,024,881
Dodge	34,250	141,177	1,939,061	6,723,227
Door	4,500	142,682	908,538	989,540
Douglas	6,000	273,125	1,500,233	3,978,704
Dunn	47,500	115,458	1,784,397	2,134,192
Eau Claire		503,560	2,306,840	2,668,140
Florence	125	31,370	101,378	328,866
Fond du Lac		193,075	3,194,082	6,150,070
Forest	150	3,395	35,084	308,495
Gates				287,237
Grant	4,300	112,532	2,048,878	4,608,448
Green	41,500	80,091	2,946,455	5,108,080
Green Lake	815	52,250	895,382	2,184,495
Iowa	6,000	129,424	3,396,652	2,697,924
Iron	23,000	91,442	216,136	653,376
Jackson	800	53,385	591,415	1,074,096
Jefferson	16,800	127,013	2,307,038	5,792,716
Juneau		95,216	1,000,807	1,436,004
Kenosha	7,500	87,700	1,073,220	3,139,012
Kewaunee	2,150	100,768	772,254	1,130,644
La Crosse	1,200	169,489	3,696,784	6,406,340
Lafayette	1,500	56,508	1,213,624	2,711,678
Langlade		42,741	739,502	730,137
Lincoln	43,600	75,751	1,461,109	948,705
Manitowoc	105,000	378,629	3,179,995	4,054,585
Marathon	12,045	186,004	1,804,788	2,344,836
Marinette		110,702	2,026,028	2,450,063
Marquette		23,120	351,163	695,278

"C"—Abstract of Assessment Rolls.

APPENDIX C.—Abstract of the assessment rolls of the several counties in the state for 1900.—Continued.

COUNTIES.	Value by local assessors of real and personal property and franchises of water and light companies.	Value by local assessors of all other personal property except such as is exempt from taxation.	Value by local assessors of all personal property.	Total value of all personal property as equalized by state tax commissioner, 1901.
Milwaukee ..	1,053,000	4,178,341	31,522,082	61,747,117
Monroe	2,777	234,950	2,350,486	1,855,885
Oconto	475	40,818	792,634	1,223,423
Oneida		49,536	1,067,033	964,115
Outagamie ..	\$72,010	\$166,378	\$1,933,820	\$4,961,343
Ozaukee		217,582	1,213,114	2,107,391
Pepin		30,679	243,201	425,858
Pierce	600	98,207	1,297,947	1,802,026
Polk		77,885	719,712	945,579
Portage	100,025	84,277	1,181,085	2,073,583
Price	609	20,190	395,099	511,992
Racine	4,000	738,341	3,402,327	6,327,571
Richland	7,705	51,287	1,105,823	1,475,000
Rock	198,800	517,153	4,938,967	9,274,070
St. Croix	3,341	114,678	1,270,055	1,805,153
Sauk	85,000	209,253	2,276,901	3,688,435
Sawyer		10,030	86,805	365,751
Shawano	21,200	66,870	1,031,533	1,173,140
Sheboygan ..	200	554,375	5,760,821	6,637,466
Taylor		17,011	236,255	587,976
Trempealeau ..	550	80,122	922,624	1,815,425
Vernon	1,275	122,630	1,526,467	2,222,596
Vilas		18,580	86,816	429,043
Walworth	76,175	168,201	3,866,422	6,725,380
Washburn	562	5,746	133,674	428,656
Washington ..	1,100	246,741	2,442,574	3,186,442
Waukesha	46,900	186,002	2,865,742	6,981,084
Waupaca	350	206,315	3,565,151	2,215,709
Waushara		58,011	716,803	1,138,598
Winnebago ..	250,600	290,086	4,109,165	8,870,909
Wood	57,509	74,296	1,438,487	1,373,288
Total ..	\$2,611,025	\$14,029,070	\$146,482,337	\$249,934,861

"C"—Abstract of Assessment Rolls.

APPENDIX C.—Abstract of the assessment rolls of the several counties in the state for 1900.—Continued.

COUNTIES.	LAND.		
	Number of acres.	Value by local assessors.	Per acre by local assessors.
Adams	386,713	\$1,880,593	\$4 86
Ashland	525,406	888,273	1 52
Barron	552,818	1,848,993	3 35
Bayfield	844,800	2,791,733	3 30
Brown	301,229	3,091,476	10 26
Buffalo	436,381	2,414,895	5 54
Burnett	327,378	439,587	1 34
Calumet	201,852	4,420,196	21 89
Chippewa	170,963	3,844,382	3 29
Clark	763,309	6,349,611	8 32
Columbia	493,070	6,771,211	13 73
Crawford	363,663	1,389,006	3 82
Dane	756,033	15,191,221	20 09
Dodge	549,902	10,333,207	18 79
Door	297,313	1,729,705	5 82
Douglas	717,174	4,450,988	6 26
Dunn	538,897	3,940,108	7 31
Eau Claire	385,940	2,295,819	5 95
Florence	294,444	972,021	3 30
Fond du Lac	451,341	11,774,249	26 08
Forest	651,421	997,830	1 53
Grant	731,909	5,947,630	8 13
Green	365,978	5,200,115	14 21
Green Lake	221,636	2,908,063	13 12
Iowa	482,635	8,800,723	18 23
Iron	527,690	1,385,210	2 63
Jackson	593,796	1,677,659	2 82
Jefferson	338,053	7,071,766	20 92
Juneau	473,599	2,282,191	4 82
Kenosha	169,427	4,123,598	24 33
Kewaunee	216,230	2,598,681	12 01
La Crosse	293,758	2,497,659	8 50
Lafayette	397,871	5,255,455	13 21
Langlade	530,032	1,522,370	2 87
Lincoln	526,282	1,202,838	2 29
Manitowoc	371,922	11,235,229	30 21
Marathon	981,073	2,953,399	3 01
Marquette	876,697	3,293,081	3 75
Marquette	284,882	1,248,058	4 38
Milwaukee	128,840	11,243,659	87 27
Monroe	748,482	5,604,257	7 49
Oconto	627,568	1,958,733	3 12

"C"—Abstract of Assessment Rolls.

APPENDIX C.—Abstract of the assessment rolls of the several counties in the state for 1900.—Continued.

COUNTIES.	LAND.		
	Number of acres.	Value by local assessors.	Per acre by local assessors.
Omeida	578,294	1,962,782	3 39
Outagamie	358,254	\$5,567,856	\$15 55
Ozaukee	146,613	5,765,039	39 32
Pepin	146,869	651,552	4 44
Pierce	366,214	3,853,895	10 05
Polk	573,163	2,116,614	3 69
Portage	511,669	2,485,267	4 86
Price	761,121	985,809	1 29
Racine	207,694	5,990,093	28 84
Richland	371,747	2,183,506	5 88
Rock	447,950	10,712,382	23 91
St. Croix	459,003	3,835,495	8 36
Sauk	532,467	5,324,173	10 00
Sawyer	727,339	834,948	1 15
Shawano	556,426	2,973,101	5 35
Sheboygan	320,155	12,294,515	38 40
Taylor	623,404	1,286,226	2 06
Trempealeau	449,773	2,432,035	5 41
Vernon	515,259	3,654,250	7 09
Vilas	469,889	784,125	1 65
Walworth	348,438	9,979,709	28 64
Washburn	422,519	518,028	1 23
Washington	271,347	11,520,698	42 46
Waukesha	324,823	10,486,398	32 28
Waupaca	472,736	7,469,679	15 81
Waushara	356,320	2,123,979	5 96
Winnebago	265,641	5,567,288	20 95
Wood	498,773	3,035,357	6 08
Total	32,982,307	\$304,220,277	\$9 22

"C"—Abstract of Assessment Rolls.

APPENDIX C.—Abstract of the assessment rolls of the several counties in the state for 1900.—Continued.

COUNTIES.	Value by local assessors of city and village lots.	REAL PROPERTY.	
		Value by local assessors.	By state tax commission, 1901.
Adams	\$49,491	\$1,930,084	\$2,110,204
Ashland	2,857,685	3,745,958	6,794,457
Barron	683,195	2,532,188	4,380,784
Bayfield	603,361	3,395,094	8,781,261
Brown	4,483,506	7,574,982	18,406,741
Buffalo	505,674	2,920,569	5,784,112
Burnett	66,055	505,642	1,294,990
Calumet	526,140	4,946,333	10,512,102
Chippewa	2,538,622	6,383,004	8,471,380
Clark	910,230	7,259,841	8,417,245
Columbia	2,743,945	9,515,156	19,585,485
Crawford	388,356	1,777,362	3,661,163
Dane	8,928,158	24,119,379	53,978,897
Dodge	2,169,552	12,502,759	40,060,196
Door	843,027	2,572,732	4,198,767
Douglas	8,473,938	12,924,926	23,262,734
Dunn	744,534	4,684,642	7,974,420
Eau Claire	4,854,600	7,150,419	10,006,057
Florence	89,608	1,061,629	2,181,563
Fond du Lac	4,941,725	16,715,974	34,000,144
Forest	22,627	1,020,457	2,807,624
Gates			2,126,516
Grant	1,379,917	7,327,547	21,350,187
Green	1,712,685	6,912,800	19,349,684
Green Lake	857,897	3,765,960	10,292,600
Iowa	2,150,687	10,951,410	11,845,246
Iron	193,429	1,578,639	3,645,151
Jackson	384,779	2,062,438	4,429,123
Jefferson	2,663,466	9,735,232	28,003,419
Juneau	1,481,270	3,763,461	5,943,714
Kenosha	1,551,121	5,674,719	15,629,325
Kewaunee	746,370	3,345,051	5,939,737
La Crosse	10,242,328	12,739,987	26,474,236
Lafayette	604,051	5,859,506	15,238,224
Langlade	1,210,625	2,732,995	3,623,852
Lincoln	1,354,346	2,557,184	4,022,360
Manitowoc	5,659,841	16,895,070	22,247,235
Marathon	2,447,339	5,400,738	10,370,297
Marinette	3,062,244	6,355,325	9,445,523
Marquette	215,489	1,463,547	3,539,980
Milwaukee	134,893,894	146,137,553	290,048,012
Monroe	2,778,365	8,382,622	8,454,222

"C"—Abstract of Assessment Rolls.

APPENDIX C.—Abstract of the assessment rolls of the several counties in the state for 1900.—Continued.

COUNTIES.	Value by local assessors of city and village lots.	REAL PROPERTY.	
		Value by local assessors.	By state tax commission, 1901.
Oconto	692,223	2,650,956	6,156,053
Oneida	969,027	2,931,809	4,924,229
Outagamie	\$4,904,654	\$10,472,510	\$26,037,894
Ozaukee	1,103,152	6,868,191	12,347,789
Pepin	224,083	875,635	1,955,975
Pierce	925,264	4,779,159	8,815,607
Polk	176,775	2,293,389	4,656,046
Portage	1,928,696	4,413,963	10,200,274
Price	237,886	1,223,695	3,042,469
Racine	9,394,288	15,384,381	29,351,397
Richland	1,131,846	3,315,352	6,666,492
Rock	8,118,458	18,830,840	40,516,992
St. Croix	1,400,638	5,236,133	9,287,206
Sauk	2,428,872	7,753,045	16,117,123
Sawyer	42,100	877,048	2,560,260
Shawano	775,545	3,748,646	6,010,886
Sheboygan	10,750,573	23,045,088	32,910,348
Taylor	199,227	1,485,453	3,847,689
Trempealeau	431,157	2,863,192	7,425,938
Vernon	565,906	4,220,156	8,578,227
Vilas	45,645	829,770	2,338,975
Walworth	3,171,427	13,151,136	30,143,690
Washburn	45,826	563,854	1,803,926
Washington	2,163,392	13,684,090	18,794,449
Waukesha	4,246,340	14,732,738	35,806,239
Waupaca	2,560,204	10,029,883	9,774,825
Waushara	348,990	2,472,969	5,332,466
Winnebago	9,815,030	15,382,318	35,887,976
Wood	3,508,922	6,544,279	6,368,730
Total	\$295,320,318	\$599,540,595	\$1,186,349,139

"C"—Abstract of Assessment Rolls.

APPENDIX C.—Abstract of the assessment rolls of the several counties in the state for 1900.—Continued.

COUNTIES.	TOTAL VALUE OF ALL PROPERTY.	
	By local assessors.	By state board of assessment.
Adams	\$2,446,616	\$2,573,420
Ashland	5,118,744	8,343,981
Barron	3,534,812	5,507,838
Bayfield	4,324,339	10,541,729
Brown	9,475,878	22,471,336
Buffalo	3,786,117	7,236,189
Burnett	705,191	1,596,104
Calumet	5,745,250	12,247,025
Chippewa	8,031,705	10,392,011
Clark	8,914,848	9,866,325
Columbia	12,175,486	23,692,056
Crawford	2,392,807	4,566,998
Dane	30,445,671	66,003,778
Dodge	14,441,820	46,783,423
Door	3,481,270	5,188,307
Douglas	14,425,159	27,241,438
Dunn	6,469,039	10,108,612
Eau Claire	9,457,259	12,674,197
Florence	1,163,007	2,510,429
Fond du Lac	19,910,056	40,150,214
Forest	1,055,541	3,116,119
Gates		2,413,753
Grant	9,376,425	25,958,635
Green	9,859,255	24,457,764
Green Lake	4,661,342	12,477,095
Iowa	14,348,062	14,543,170
Iron	1,794,775	4,298,527
Jackson	2,653,853	5,503,219
Jefferson	12,042,270	33,796,135
Juneau	4,764,268	7,379,718
Kenosha	6,747,939	18,768,337
Kewaunee	4,117,305	7,070,381
La Crosse	16,436,771	32,880,576
Lafayette	7,073,130	17,949,902
Langlade	3,472,497	4,353,989
Lincoln	4,018,293	4,971,065
Manitowoc	20,075,065	26,301,820
Marathon	7,205,526	12,715,133
Marquette	8,381,353	11,895,586
Marquette	1,814,710	4,235,258
Milwaukee	177,659,635	351,795,129
Monroe	10,733,108	10,310,107
Oconto	3,443,590	7,379,476

“C”—Abstract of Assessment Rolls.

APPENDIX C.—Abstract of the assessment rolls of the several counties in the state for 1900.—Continued.

COUNTIES.	TOTAL VALUE OF ALL PROPERTY.	
	By local assessors.	By state board of assessment.
Omeida	\$3,998,842	\$5,888,344
Outagamie	12,406,330	30,999,237
Ozaukee	8,081,305	14,455,180
Pepin	1,118,836	2,381,833
Pierce	6,077,106	10,617,633
Polk	3,013,101	5,601,625
Portage	5,595,048	12,273,857
Price	1,618,794	3,554,461
Racine	18,786,708	35,678,968
Richland	4,421,175	8,141,492
Rock	23,769,807	49,791,062
St. Croix	6,506,188	11,092,359
Sauk	10,029,946	19,805,558
Sawyer	963,853	2,926,011
Shawano	4,780,179	7,184,026
Sheboygan	28,805,909	39,547,814
Taylor	1,721,708	4,435,665
Trempealeau	3,785,816	9,241,363
Vernon	5,746,623	10,800,823
Vilas	916,586	2,768,018
Walworth	17,017,558	36,869,070
Washburn	697,528	2,232,582
Washington	16,126,664	21,980,891
Waukesha	17,598,480	42,787,323
Waupaca	13,595,034	11,990,534
Waushara	3,189,772	6,471,064
Winnebago	19,491,483	44,758,885
Wood	7,982,766	7,742,018
Total	\$746,022,932	\$1,436,284,000

"C"—Abstract of Assessment Rolls.

APPENDIX C.—*Abstract of the assessment rolls of the several counties in the state of Wisconsin, as returned to the Secretary of State for the year 1901, under the provisions of section 1067 of the Wisconsin Statutes of 1898, and statement of real and personal property subject to taxation in the state of Wisconsin, as determined and assessed for the year A. D. 1902.*

COUNTIES.	HORSES.		
	Number.	Valuation by local assessors.	Per head by local assessors.
Adams	4,203	\$195,514	\$46 52
Ashland	1,918	94,775	49 41
Barron	6,332	297,039	46 91
Bayfield	2,102	135,880	64 64
Brown	7,323	212,152	28 97
Buffalo	7,208	463,853	64 21
Burnett	2,237	68,063	30 43
Calumet	6,569	420,735	64 05
Chippewa	7,241	387,704	53 54
Clark	8,329	376,432	45 20
Columbia	12,719	742,512	58 38
Crawford	6,590	255,026	38 70
Dane	20,448	957,841	46 84
Dodge	14,233	868,778	61 04
Door	5,225	189,996	36 36
Douglas	1,162	71,490	61 53
Dunn	8,612	306,035	35 54
Eau Claire	7,257	346,045	47 64
Florence	553	22,080	39 93
Fond du Lac	13,828	592,543	42 85
Forest	348	19,290	55 43
Gates	1,213	44,128	36 38
Grant	18,514	709,800	38 34
Green	8,373	489,293	58 44
Green Lake	5,544	133,363	24 05
Iowa	10,455	521,111	49 84
Iron	472	20,040	42 46
Jackson	6,084	367,852	60 46
Jefferson	10,345	645,644	62 41
Juneau	6,040	240,841	39 87
Kenosha	5,035	289,563	57 51
Kewaunee	6,218	273,486	43 98
La Crosse	6,258	224,268	35 83
Lafayette	8,916	326,530	36 62
Langlade	2,703	115,196	42 62
Lincoln	2,381	138,244	58 06
Manitowoc	8,874	405,721	45 60
Marathon	8,493	418,169	49 24
Marquette	4,109	147,604	35 92
Marquette	7,361	219,538	29 82

"C"—Abstract of Assessment Rolls.

APPENDIX C.—Abstract of the assessment rolls of the several counties in the state for 1901.—Continued.

COUNTIES.	HORSES.		
	Number.	Valuation by local assessors.	Per head by local assessors.
Milwaukee	7,497	887,317	50 71
Monroe	10,317	497,606	48 23
Oconto	5,608	238,432	42 52
Oneida	1,128	\$62,250	\$55 19
Outagamie	10,372	639,649	61 67
Ozaukee	4,834	269,079	55 66
Pepin	2,658	150,896	56 77
Pierce	7,546	445,264	59 00
Polk	6,004	276,624	46 07
Portage	6,455	394,378	61 09
Price	1,846	85,467	46 29
Racine	6,232	348,200	55 87
Richland	6,959	348,185	50 03
Rock	15,793	342,332	53,34
St. Croix	7,628	346,379	45 41
Sauk	10,931	500,277	45 77
Sawyer	511	24,180	47 32
Shawano	7,485	420,693	56 26
Sheboygan	10,648	622,703	58 48
Taylor	2,561	73,696	28 77
Trempealeau	8,099	554,604	68 48
Vernon	10,860	544,645	50 15
Vilas	552	16,490	29 87
Walworth	11,064	637,776	57 64
Washburn	1,278	60,883	47 64
Washington	9,092	446,103	49 06
Waukesha	10,708	405,264	37 85
Waupaca	9,753	494,083	50 66
Waushara	6,891	383,943	55 72
Winnebago	8,050	455,968	56 64
Wood	5,441	233,529	42 92
Total	96,626	\$24,461,078	\$49 25

"C"—Abstract of Assessment Rolls.

APPENDIX C.—Abstract of the assessment rolls of the several counties in the state for 1901.—Continued.

COUNTIES.	NEAT CATTLE.		
	Number.	Valuation by local assessors.	Per head by local assessors.
Adams	10,981	\$175,434	\$15 97
Ashland	2,615	51,968	19 88
Barron	17,660	265,399	15 03
Bayfield	1,576	32,869	20 85
Brown	15,892	192,605	12 12
Buffalo	26,990	493,589	18 28
Burnett	7,439	87,643	11 79
Calumet	19,512	397,312	20 36
Chippewa	17,839	293,456	16 45
Clark	28,296	442,706	15 64
Columbia	40,561	856,652	21 12
Crawford	34,054	349,340	10 26
Dane	78,811	1,283,547	16 28
Dodge	54,334	1,198,389	22 05
Door	15,538	162,866	10 48
Douglas	732	18,630	25 45
Dunn	24,296	283,627	11 67
Eau Claire	17,752	240,282	13 53
Florence	258	3,715	14 39
Fond du Lac	44,730	684,239	15 30
Forest	299	6,316	21 13
Gates	1,951	28,749	14 73
Grant	73,244	1,062,557	14 51
Green	54,879	1,248,877	22 76
Green Lake	18,420	176,029	9 55
Iowa	62,249	1,267,271	20 35
Iron	514	7,822	15 21
Jackson	19,820	341,560	17 23
Jefferson	45,324	1,030,040	22 72
Juneau	16,437	254,939	15 51
Kenosha	18,831	421,970	22 41
Kewaunee	21,835	287,033	13 14
La Crosse	18,097	228,052	12 60
Lafayette	51,067	786,923	15 41
Langlade	5,360	78,284	14 60
Lincoln	4,647	83,017	17 87
Manitowoc	28,496	405,190	14 22
Marathon	25,442	360,395	14 16
Marquette	6,478	76,325	11 78
Marquette	14,590	245,703	16 83
Milwaukee	13,191	267,157	20 25
Monroe	32,495	540,344	16 63
Oconto	15,496	167,724	10 82

*"C"—Abstract of Assessment Rolls.*APPENDIX C.—*Abstract of the assessment rolls of the several counties in the state for 1901.—Continued.*

COUNTIES.	NEAT CATTLE.		
	Number.	Valuation by local assessors.	Per head by local assessors.
Oneida	1,247	\$20,522	\$16 46
Outagamie	39,303	669,192	17 03
Ozaukee	16,835	315,119	18 71
Pepia	7,229	111,089	15 37
Pierce	20,342	340,403	16 73
Polk	23,387	338,371	14 46
Portage	14,584	265,285	18 19
Price	2,996	46,155	15 42
Racine	19,884	422,492	21 25
Richland	31,338	632,085	20 17
Rock	49,984	1,048,339	20 97
St. Croix	21,542	335,590	15 58
Sauk	39,525	595,123	15 05
Sawyer	216	3,710	17 18
Shawano	22,469	334,097	14 86
Sheboygan	38,969	822,041	21 09
Taylor	4,610	54,798	11 88
Trempealeau	32,343	581,732	17 99
Vernon	36,726	561,670	15 29
Vilas	249	3,766	15 13
Walworth	44,745	1,052,328	23 52
Washburn	1,835	36,145	19 70
Washington	28,832	495,108	17 17
Waukesha	29,464	552,768	18 76
Waupaca	31,720	552,178	17 41
Waushara	18,707	327,583	17 51
Winnebago	28,047	518,399	18 48
Wood	13,536	216,586	16 00
Total	\$1,629,692	\$28,139,259	\$17 27

"C"—Abstract of Assessment Rolls.

APPENDIX C.—*Abstract of the assessment rolls of the several counties in the state for 1901.—Continued.*

COUNTIES.	MULES AND ASSES.		
	Number.	Valuation by local assessors.	Per head by local assessors.
Adams	80	\$2,526	\$31 58
Ashland	2	50	25 00
Barron	73	2,161	29 58
Bayfield	3	65	21 66
Brown	16	745	46 56
Buffalo	44	1,845	41 93
Burnett	21	360	17 14
Calumet	12	525	43 75
Chippewa	45	1,314	29 20
Clark	53	1,530	28 86
Columbia	65	3,545	54 53
Crawford	96	4,390	45 73
Dame	78	2,685	34 42
Dodge	32	1,111	34 71
Door	10	215	21 50
Douglas	2	65	32 50
Dunn	39	790	20 25
Eau Claire	23	485	21 08
Florence	7	275	39 28
Fond du Lac	30	920	30 66
Forest	2	50	25 00
Gates	11	240	21 81
Grant	142	5,513	38 82
Green	56	2,545	45 44
Green Lake	10	195	19 50
Iowa	60	1,985	33 08
Iron	9	515	57 22
Jackson	33	950	28 79
Jefferson	31	1,450	46 77
Juneau	71	2,170	30 56
Kenosha	19	790	41 58
Kewaunee	14	217	15 50
La Crosse	24	565	23 54
Lafayette	100	3,374	33 74
Langlade	20	841	42 05
Lincoln	4	70	17 50
Manitowoc	17	610	35 88
Marathon	27	995	36 85
Marinette	60	2,215	36 92
Marquette	26	1,190	45 77
Milwaukee	32	1,030	32 19
Monroe	65	2,100	32 31

"C"—Abstract of Assessment Rolls.

APPENDIX C.—Abstract of the assessment rolls of the several counties in the state for 1901.—Continued.

COUNTIES.	MULES AND ASSES.		
	Number.	Valuation by local assessors.	Per head by local assessors.
Oconto	11	345	31 36
Oneida	10	361	\$36 10
Outagamie	51	3,590	70 39
Ozaukee	35	1,566	44 74
Pepin	15	415	27 67
Pierce	18	615	34 17
Polk	15	607	40 47
Portage	22	776	35 27
Price	17	485	28 53
Racine	26	1,005	38 65
Richland	89	4,230	47 53
Rock	102	4,632	45 41
St. Croix	39	1,635	41 92
Sauk	82	2,832	34 54
Sawyer	2	70	35 00
Shawano	46	1,466	31 87
Sheboygan	42	1,707	40 64
Taylor	27	588	21 77
Trempealeau	27	980	36 29
Vernon	62	2,637	42 53
Vilas			
Walworth	31	1,505	48 55
Washburn	22	610	27 73
Washington	77	2,618	34 00
Waukesha	19	410	21 58
Waupaca	60	1,935	32 25
Waushara	44	2,145	48 75
Winnebago	10	355	35 50
Wood	39	1,095	28 08
Total	2,604	\$96,427	\$37 03

"C"—Abstract of Assessment Rolls.

APPENDIX C.—Abstract of the assessment rolls of the several counties in the state for 1901.—Continued.

COUNTIES.	SHEEP AND LAMBS.		
	Number.	Valuation by local assessors.	Per head by local assessors.
Adams	4,732	\$9,533	\$2 01
Ashland	638	907	1 42
Barron	14,685	26,390	1 79
Bayfield	173	342	1 97
Brown	2,799	3,351	1 19
Buffalo	19,935	45,805	2 29
Burnett	2,096	2,849	1 36
Calumet	5,032	12,954	2 57
Chippewa	11,477	19,705	1 72
Clark	19,542	36,733	1 88
Columbia	41,831	114,048	2 72
Crawford	14,070	29,940	2 13
Dane	32,448	74,261	2 29
Dodge	22,645	51,541	2 28
Door	6,424	9,293	1 45
Douglas	90	228	2 53
Dunn	22,398	32,074	1 43
Eau Claire	5,649	11,058	1 96
Florence	160	375	2 34
Fond du Lac	51,647	74,400	1 44
Forest	15	62	4 13
Gates	1,032	2,294	2 22
Grant	26,541	66,096	2 49
Green	15,083	40,432	2 68
Green Lake	27,059	27,000	1 00
Iowa	16,333	48,260	2 95
Iron	201	477	2 37
Jackson	12,636	31,787	2 52
Jefferson	8,937	21,893	2 45
Juneau	9,562	20,172	2 11
Kenosha	15,526	35,382	2 28
Kewaunee	7,983	12,089	1 51
La Crosse	5,906	10,384	1 76
Lafayette	19,746	40,306	2 04
Langlade	2,443	3,867	1 59
Lincoln	2,438	4,723	1 93
Manitowoc	7,553	13,697	1 81
Marathon	15,902	30,781	1 93
Marquette	1,451	2,490	1 71
Marquette	12,095	23,840	1 97
Milwaukee	460	1,683	3 66
Monroe	20,267	45,928	2 26
Oconto	4,805	7,356	1 53

"C"—Abstract of Assessment Rolls.

APPENDIX C.—Abstract of the assessment rolls of the several counties in the state for 1901.—Continued.

COUNTIES.	SHEEP AND LAMBS.		
	Number.	Valuation by local assessors.	Per head by local assessors.
Oneida	68	\$170	\$2 50
Outagamie	10,974	26,159	2 38
Ozaukee	766	2,196	2 86
Pepin	4,632	13,229	2 85
Pierce	25,677	61,728	2 40
Polk	7,103	13,707	1 93
Portage	6,242	13,358	2 14
Price	1,043	2,490	2 38
Racine	11,202	24,686	2 20
Richland	44,038	115,429	2 62
Rock	24,710	72,154	2 92
St. Croix	14,225	26,455	1 36
Sauk	25,907	52,554	2 03
Sawyer	41	210	5 12
Shawano	14,410	29,783	2 07
Sheboygan	6,030	15,472	2 57
Taylor	1,391	1,473	1 06
Trempealeau	22,910	66,072	2 88
Vernon	40,302	97,023	2 40
Vilas	12	12	1 00
Walworth	24,569	59,204	2 41
Washburn	686	1,320	1 93
Washington	10,423	26,373	2 53
Waukesha	32,483	52,815	1 62
Waupaca	13,306	30,360	2 28
Waushara	13,565	26,502	1 95
Winnebago	13,870	24,972	1 80
Wood	6,103	9,606	1 57
Total	889,133	\$1,912,298	\$2 15

"C"—*Abstract of Assessment Rolls.*

APPENDIX C.—*Abstract of the assessment rolls of the several counties in the state for 1901.—Continued.*

COUNTIES.	SWINE.		
	Number.	Valuation by local assessors.	Per head by local assessors.
Adams	3,054	\$15,588	\$5 10
Ashland	260	1,003	3 86
Barron	3,012	13,596	4 51
Bayfield	238	1,275	5 36
Brown	2,675	5,742	2 14
Buffalo	10,630	67,248	6 33
Burnett	988	2,691	2 72
Calumet	5,221	27,041	5 18
Chippewa	4,569	17,403	3 81
Clark	5,046	20,282	4 02
Columbia	23,217	196,774	8 48
Crawford	8,470	41,885	4 95
Dane	39,492	216,094	5 47
Dodge	18,242	110,283	6 05
Door	3,726	8,622	2 31
Douglas	213	1,045	4 92
Dunn	9,799	29,206	2 98
Eau Claire	5,760	23,361	4 06
Florence	27	100	3 70
Fond du Lac	13,850	60,617	4 38
Forest	123	582	4 73
Gates	357	1,599	4 48
Grant	45,957	288,220	6 27
Green	25,999	190,187	7 31
Green Lake	7,598	19,761	2 60
Iowa	19,819	129,423	6 53
Iron	68	275	4 04
Jackson	5,853	33,530	5 73
Jefferson	13,845	101,999	7 37
Juneau	5,061	21,171	3 18
Kenosha	4,193	29,779	7 10
Kewaunee	5,455	13,683	2 51
La Crosse	7,775	26,309	3 38
Lafayette	25,766	138,255	5 36
Langlade	1,340	3,107	2 32
Lincoln	756	3,331	4 40
Manitowoc	7,468	18,744	2 51
Marathon	5,993	20,681	3 45
Marquette	1,503	3,245	2 16
Marquette	3,240	19,929	6 15
Milwaukee	2,582	9,848	3 81
Monroe	8,749	46,478	5 31
Oconto	3,665	10,112	2 76

"C"—Abstract of Assessment Rolls.

APPENDIX C.—Abstract of the assessment rolls of the several counties in the state for 1901.—Continued.

COUNTIES.	SWINE.		
	NUMBER.	Valuation by local assessors.	Per head by local assessors.
Oneida	301	\$1,381	\$4 59
Outagamie	14,688	58,973	4 01
Ozaukee	3,835	17,847	4 65
Pepin	4,214	21,926	5 20
Pierce	5,706	33,955	5 95
Polk	3,017	12,733	4 22
Portage	4,317	23,063	5 34
Price	244	816	3 34
Racine	5,412	33,531	6 19
Richland	17,127	92,086	5 44
Rock	24,330	193,355	7 93
St. Croix	4,110	18,802	4 57
Sauk	18,731	100,459	5 36
Sawyer	165	806	4 88
Shawano	8,485	25,880	3 05
Sheboygan	10,544	55,184	5 23
Taylor	624	1,273	2 04
Trempealeau	6,651	44,921	6 75
Vernon	12,320	69,666	5 65
Vilas	86	304	3 53
Walworth	17,691	135,124	7 64
Washburn	280	1,421	5 07
Washington	9,771	37,989	3 88
Waukesha	8,023	44,250	5 51
Waupaca	5,987	25,884	4 32
Waushara	4,850	29,582	5 07
Winnebago	7,345	41,619	5 66
Wood	2,209	7,216	3 27
Total	562,717	\$3,120,150	5 54

"C"—Abstract of Assessment Rolls.

APPENDIX C.—Abstract of the assessment rolls of the several counties in the state for 1901.—Continued.

COUNTIES.	WAGONS, CARRIAGES AND SLEIGHS.		
	Number.	Valuation by local assessors.	Each by local assessors.
Adams	1,446	\$18,630	\$28 84
Ashland	1,560	26,149	16 76
Barron	3,421	45,139	13 19
Bayfield	755	15,125	20 03
Brown	5,036	77,714	15,43
Buffalo	2,808	48,256	17 19
Burnett	1,114	10,422	9 36
Calumet	4,703	78,736	16 74
Chippewa	2,884	46,224	16 03
Clark	4,716	66,675	14 14
Columbia	6,688	128,215	19 17
Crawford	2,560	38,735	15 13
Dame	1,156	205,319	18 40
Dodge	9,402	189,693	20 02
Door	3,880	44,658	11 51
Douglas	530	12,585	23 75
Dunn	3,461	40,277	11 64
Eau Claire	4,270	77,667	18 19
Florence	409	5,730	14 01
Fond du Lac	8,423	134,769	16 00
Forest	223	4,280	19 19
Gates	440	4,187	9 52
Grant	8,678	135,899	15 66
Green	4,030	79,562	19 74
Green Lake	3,045	32,809	10 77
Iowa	4,947	85,087	17 19
Iron	242	2,830	11 69
Jackson	1,936	32,268	16 67
Jefferson	6,823	174,578	25 59
Juneau	2,556	33,505	11 11
Kenosha	2,307	44,398	19 23
Kewaunee	4,981	59,124	11 87
La Crosse	3,795	70,784	18 65
Lafayette	3,904	54,905	14 07
Langlade	1,878	25,463	13 56
Lincoln	1,855	34,749	18 73
Manitowoc	8,127	111,607	13 73
Marathon	5,693	89,400	15 70
Marinette	2,532	48,073	18 98
Marquette	1,243	18,925	15 23
Milwaukee	15,526	557,272	35 89
Monroe	4,559	72,113	15 82
Oconto	2,884	48,074	16 67

"C"—Abstract of Assessment Rolls.

APPENDIX C.—Abstract of the assessment rolls of the several counties in the state for 1901.—Continued.

COUNTIES.	WAGONS, CARRIAGES AND SLEIGHS.		
	Number.	Valuation by local assessors.	Each by local assessors.
Oneida	816	\$15,607	\$19 12
Outagamie	7,758	145,359	18 74
Ozaukee	3,563	75,574	21 21
Pepin	1,157	19,183	16 58
Pierce	3,271	57,009	17 43
Polk	3,155	39,350	12 47
Portage	3,573	57,461	16 09
Price	1,254	18,024	14 37
Racine	3,325	68,305	20 54
Richland	2,622	51,961	19 82
Rock	9,188	194,770	21 19
St. Croix	3,443	56,219	16 33
Sauk	5,895	99,763	16 92
Sawyer	149	3,594	24 12
Shawano	4,810	70,922	14 74
Sheboygan	9,369	187,586	20 02
Taylor	2,284	17,539	7 67
Trempealeau	3,613	60,845	16 84
Vernon	5,698	85,416	14 99
Vilas	264	1,318	4 99
Walworth	6,006	144,074	23 99
Washburn	504	6,516	12 93
Washington	6,735	108,938	16 17
Waukesha	7,851	126,583	16 12
Waupaca	5,478	87,265	15 93
Waushara	2,859	56,258	19 68
Winnebago	5,231	124,753	23 85
Wood	3,069	47,457	15 46
Total	284,366	\$5,158,259	\$18 14

"C"—*Abstract of Assessment Rolls.*

APPENDIX C.—*Abstract of the assessment rolls of the several counties in the state for 1901.—Continued.*

COUNTIES.	GOLD AND SILVER WATCHES.		
	Number.	Valuation by local assessors.	Each by local assessors.
Adams	128	\$1,120	\$8 75
Ashland	298	7,208	24 19
Barron	509	4,806	9 44
Bayfield	89	1,658	18 62
Brown	727	13,234	18 20
Buffalo	234	2,821	12 06
Burnett	65	618	9 50
Calumet	329	3,404	10 35
Chippewa	160	3,394	21 21
Clark	638	7,261	11 38
Columbia	1,672	22,188	13 27
Crawford	199	2,223	11 17
Dane	1,401	17,323	12 36
Dodge	323	4,909	15 19
Door	464	5,130	11 06
Douglas	5	495	99 00
Dunn	321	3,083	9 60
Eau Claire	833	13,728	16 48
Florence	1	10	10 00
Fond du Lac	757	9,978	13 18
Forest	37	450	12 17
Gates	17	237	13 94
Grant	948	9,971	10 41
Green	749	8,507	11 35
Green Lake	248	2,480	10 00
Iowa	627	7,939	12 50
Iron	19	290	15 26
Jackson	221	3,072	13 90
Jefferson	565	9,035	15 99
Juneau	616	7,200	11 69
Kenosha	157	2,390	15 22
Kewaunee	178	2,137	12 00
La Crosse	1,100	19,268	17 51
Lafayette	242	3,027	12 51
Langlade	293	4,190	14 30
Lincoln	376	5,754	15 30
Manitowoc	422	6,184	14 65
Marathon	303	5,282	17 43
Marquette	43	1,372	31 91
Marquette	45	547	12 15
Milwaukee	4,201	91,524	21 79
Monroe	585	7,708	13 52
Oconto	166	4,599	27 70

"C"—Abstract of Assessment Rolls.

APPENDIX C.—Abstract of the assessment rolls of the several counties in the state for 1901.—Continued.

COUNTIES.	GOLD AND SILVER WATCHES.		
	Number.	Valuation by local assessors.	Each by local assessors.
Oneida	36	724	20 11
Outagamie	693	12,070	17 42
Ozaukee	155	2,607	16 81
Pepin	165	2,319	14 05
Pierce	414	3,993	9 64
Polk	250	3,015	12 06
Portage	631	8,048	12 75
Price	42	685	16 31
Racine	131	1,365	10 42
Richland	335	4,306	12 85
Rock	1,908	24,742	12 97
St. Croix	490	6,634	13 54
Sauk	1,385	15,574	11 24
Sawyer	2	100	50 00
Shawano	209	2,785	13 33
Sheboygan	571	6,858	12 01
Taylor	21	304	14 48
Trempealeau	206	2,789	13 54
Vernon	566	5,684	10 04
Vilas	3	15	5 00
Walworth	1,603	24,818	15 48
Washburn	22	350	15 91
Washington	371	4,746	12 79
Waukesha	525	8,013	15 26
Waupaca	644	6,549	10 17
Waushara	370	4,104	11 09
Winnebago	520	11,049	21 25
Wood	193	3,364	17 43
Total	33,772	\$495,364	\$14 66

"C"—Abstract of Assessment Rolls.

APPENDIX C.—Abstract of the assessment rolls of the several counties in the state for 1991.—Continued.

COUNTIES.	PIANOS.		
	Number.	Valuation by local assessors.	Each by local assessors.
Adams	15	\$965	\$64 33
Ashland	461	40,500	87 85
Barron	135	11,595	85 89
Bayfield	145	19,760	129 31
Brown	139	3,555	25 58
Buffalo	110	8,839	80 35
Burnett	53	2,507	47 30
Calumet	166	17,010	102 49
Chippewa	211	15,680	74 31
Clark	223	23,085	103 52
Columbia	518	58,985	113 87
Crawford	100	8,670	86 70
Dane	1,487	117,966	79 33
Dodge	457	28,960	63 37
Door	159	13,108	82 44
Douglas	118	13,555	114 87
Dunn	224	12,203	54 48
Eau Claire	736	66,327	90 12
Florence	29	1,450	50 00
Fond du Lac	641	42,109	65 69
Forest	5	400	80 00
Gates	8	640	80 00
Grant	470	33,788	71 88
Green	434	32,565	75 03
Green Lake	179	6,455	36 06
Iowa	231	21,180	91 69
Iron	19	1,285	67 63
Jackson	99	10,790	108 98
Jefferson	716	87,175	121 75
Juneau	225	17,024	75 66
Kenosha	213	9,449	44 36
Kewaunee	110	6,798	61 80
La Crosse	956	70,783	74 40
Lafayette	139	7,948	5,718
Langlade	138	17,587	120 14
Lincoln	256	28,775	112 40
Manitowoc	419	31,605	74 85
Marathon	433	35,567	82 14
Marinette	292	29,340	100 48
Marquette	59	3,050	51 69
Milwaukee	10,491	1,045,945	99 69
Monroe	303	38,300	126 40
Oconto	158	23,687	149 91

"C"—Abstract of Assessment Rolls.

APPENDIX C.—Abstract of the assessment rolls of the several counties in the state for 1901.—Continued.

COUNTIES.	PIANOS.		
	Number.	Valuation by local assessors.	Each by local assessors.
Oneida	102	\$8,315	\$81 52
Outagamie	1,113	78,430	70 47
Ozaukee	182	16,860	92 64
Pepin	55	6,645	120 82
Pierce	193	13,535	70 13
Polk	85	8,130	95 65
Portage	278	22,960	82 59
Price	72	7,365	102 29
Racine	249	21,395	85 92
Richland	143	15,250	106 64
Rock	1,160	115,185	99 30
St. Croix	370	25,893	69 98
Sauk	490	38,063	77 68
Sawyer	1	200	200 00
Shawano	144	15,435	107 18
Sheboygan	619	67,089	108 38
Taylor	88	4,732	53 77
Trempealeau	121	13,640	112 72
Vernon	168	17,517	104 27
Vilas	41	1,695	41 34
Walworth	1,418	91,911	64 81
Washburn	41	2,775	67 68
Washington	702	42,173	60 07
Waukesha	763	43,821	57 43
Waupaca	286	20,525	71 76
Waushara	86	10,000	116 28
Winnebago	895	62,857	70 23
Wood	281	35,560	12,655
Total	32,626	\$2,874,921	\$88 12

"C"—Abstract of Assessment Rolls.

APPENDIX C.—*Abstract of the assessment rolls of the several counties in the state for 1901.*—Continued.

COUNTIES.	ORGANS AND MELODEONS.		
	Number.	Valuation by local assessors.	Each by local assessors.
Adams	382	\$7,848	\$20 54
Ashland	175	3,835	21 91
Barron	435	7,256	16 68
Bayfield	80	2,205	27 56
Brown	975	63,536	65 17
Buffalo	297	6,526	21 97
Burnett	70	856	12 23
Calumet	319	6,608	20 75
Chippewa	325	5,899	18 15
Clark	672	12,809	19 06
Columbia	1,185	25,862	21 82
Crawford	426	8,079	18 96
Dane	1,111	18,982	17 86
Dodge	876	38,239	43 65
Door	472	7,075	14 99
Douglas	16	520	32 50
Dunn	482	6,603	13 70
Eau Claire	445	8,025	18 03
Florence			
Fond du Lac	813	13,199	16 24
Forest	48	905	18 05
Gates	41	915	22 32
Grant	1,215	32,070	26 40
Green	501	8,150	16 27
Green Lake	253	2,893	11 43
Iowa	856	15,959	18 64
Iron	21	480	22 86
Jackson	419	9,142	21 82
Jefferson	744	17,745	23 85
Juneau	597	10,473	17 54
Kenosha	57	1,430	25 09
Kewaunee	141	2,567	18 20
La Crosse	527	7,498	14 23
Lafayette	438	6,645	15 17
Langlade	250	5,863	23 53
Lincoln	298	7,527	25 26
Manitowoc	474	7,287	15 37
Marathon	599	12,354	20 62
Marinette	160	3,040	19 00
Marquette	315	5,618	17 84
Milwaukee	99	1,977	19 97
Monroe	881	18,707	21 23
Oconto	291	4,709	16 18

*"C"—Abstract of Assessment Rolls.*APPENDIX C.—*Abstract of the assessment rolls of the several counties in the state for 1901.—Continued.*

COUNTIES.	ORGANS AND MELODEONS.		
	Number.	Valuation by local assessors.	Each by local assessors.
Omeida			
Outagamie	200	\$6,518	\$32 59
Ozaukee	185	4,554	24 62
Pepin	237	5,217	22 01
Pierce	671	8,575	12 78
Poik	331	6,037	18 24
Portage	529	11,306	21 37
Price	137	2,993	21 85
Racine	167	3,155	18 89
Richland	720	18,398	25 55
Rock	830	17,415	20 98
St. Croix	485	9,071	18 70
Sauk	1,271	23,320	18 34
Sawyer			
Shawano	365	7,926	21 71
Sheboygan	794	18,021	22 69
Taylor	124	2,059	16 60
Trempealeau	426	10,761	25 26
Vernon	755	16,793	22 24
Vilas	13	180	13 85
Walworth	114	2,788	24 45
Washburn	31	573	18 48
Washington	172	3,420	19 88
Waukesha	525	7,360	23 54
Waupaca	855	18,989	22 21
Waushara	751	17,782	23 67
Winnebago	524	8,186	15 63
Wood	451	8,336	18 48
Total	30,444	\$667,649	\$21 93

"C"—Abstract of Assessment Rolls.

APPENDIX C.—Abstract of the assessment rolls of the several counties in the state for 1901.—Continued.

COUNTIES.	Bank stock— Value by local assessors.	COUNTIES.	Bank stock— Value by local assessors.
Adams		Marathon	\$219,050
Ashland	\$252,500	Marquette	141,000
Barron	58,135	Milwaukee	4,668,593
Bayfield	72,832	Monroe	58,250
Brown	195,625	Oconto	94,535
Buffalo	57,520	Oneida	97,500
Burnett	5,650	Outagamie	726,570
Calumet	16,017	Ozaukee	19,000
Chippewa	177,100	Pepin	41,300
Clark	104,300	Pierce	42,323
Columbia	263,200	Polk	27,350
Crawford	16,376	Portage	98,740
Dane	782,345	Price	21,500
Dodge	149,250	Racine	620,325
Door	18,974	Richland	42,950
Douglas	211,000	Rock	677,150
Dunn	13,650	St. Croix	146,000
Eau Claire	173,281	Sauk	150,070
Florence	5,500	Sawyer	4,000
Fond du Lac	238,699	Shawano	75,340
Forest		Sheboygan	568,030
Gates	25,000	Taylor	46,918
Grant	176,588	Trempealeau	80,972
Green	401,500	Vernon	65,430
Green Lake	58,500	Vilas	1,200
Iowa	176,850	Walworth	386,855
Iron		Washburn	9,000
Jackson	66,962	Washington	12,570
Jefferson	457,541	Waukesha	333,225
Juneau	71,675	Waupaca	214,064
Kenosha	30,000	Waushara	30,225
Kewaunee	45,075	Winnebago	1,276,740
La Crosse	485,393	Wood	262,508
Lafayette	94,156		
Langlade	79,400		
Lincoln	83,065		
Manitowoc	233,250		
		Total	\$16,583,724

“C”—Abstract of Assessment Rolls.

APPENDIX C.—Abstract of the assessment rolls of the several counties in the state for 1901.—Continued.

COUNTIES.	Merchants' and Man'f'cturers' stock—Value by local assessors.	COUNTIES.	Merchants' and Man'f'cturers' stock—Value by local assessors.
Adams	\$21,560	Marathon	\$513,204
Ashland	732,379	Marinette	335,481
Barron	424,050	Marquette	98,430
Bayfield	607,108	Milwaukee	14,072,838
Brown	646,882	Mcmonroe	612,694
Buffalo	207,550	Oconto	382,369
Burnett	45,078	Oneida	210,491
Calumet	250,048	Outagamie	1,051,952
Chippewa	521,818	Ozaukee	424,707
Clark	513,710	Pepin	127,684
Columbia	823,868	Pierce	422,740
Crawford	223,850	Polk	236,390
Dane	1,305,010	Portage	541,067
Dodge	691,478	Price	283,156
Door	180,470	Racine	1,056,455
Douglas	1,039,863	Richland	355,225
Dunn	166,788	Rock	1,285,459
Eau Claire	682,105	St. Croix	376,061
Florence	19,415	Sauk	445,447
Fond du Lac	756,363	Sawyer	23,430
Forest	43,845	Shawano	369,667
Gates	46,983	Sheboygan	1,550,293
Grant	693,456	Taylor	200,516
Green	562,115	Trempealeau	370,861
Green Lake	159,192	Vernon	414,711
Iowa	392,975	Vilas	48,945
Iron	25,020	Walworth	770,284
Jackson	240,726	Washburn	158,819
Jefferson	1,125,397	Washington	347,030
Juneau	243,449	Waukesha	470,460
Kenosha	280,888	Waupaca	799,330
Kewaunee	190,507	Waushara	225,785
La Crosse	1,424,630	Winnebago	1,930,562
Lafayette	179,641	Wood	540,193
Langlade	273,100		
Lincoln	1,188,848	Total	\$48,888,463
Manitowoc	905,562		

"C"—Abstract of Assessment Rolls.

APPENDIX C.—Abstract of the assessment rolls of the several counties in the state for 1901.—Continued.

COUNTIES.	Moneys, Ac- counts, Bonds, Credits, Notes and Mortgages— Value by local assessors.	COUNTIES.	Moneys, Ac- counts, Bonds, Credits, Notes and Mortgages— Value by local assessors.
Adams	\$37,680	Marathon	\$218,095
Ashland	38,145	Marinette	39,272
Barron	66,822	Marquette	53,084
Bayfield	52,860	Milwaukee	4,478,311
Brown	205,792	Monroe	319,950
Buffalo	231,431	Oconto	19,856
Burnett	15,745	Oneida
Calumet	625,614	Ouagamee	282,327
Chippewa	85,062	Ozaukee	554,765
Clark	159,526	Pepin	72,735
Columbia	1,679,068	Pierce	302,577
Crawford	95,861	Polk	93,362
Dane	2,104,981	Portage	382,311
Dodge	990,057	Price	2,688
Door	37,976	Racine	651,351
Douglas	250	Richland	242,581
Dunn	178,448	Rock	1,923,444
Eau Claire	202,867	St. Croix	202,245
Florence	Sauk	664,335
Fond du Lac	850,899	Sawyer
Forest	3,846	Shawano	149,815
Gates	810	Sheboygan	1,551,343
Grant	1,410,600	Taylor	346
Green	1,650,604	Trempealeau	378,649
Green Lake	291,640	Vernon	506,412
Iowa	1,083,436	Vilas
Iron	2,218	Walworth	2,451,120
Jackson	105,801	Washburn	2,900
Jefferson	1,702,058	Washington	832,419
Juneau	153,207	Waukesha	1,250,011
Kenosha	359,510	Waupaca	509,109
Kewaunee	107,519	Waushara	149,397
La Crosse	1,030,550	Winnebago	1,089,861
Lafayette	281,893	Wood	46,788
Langlade	17,245		
Lincoln	808		
Manitowoc	315,893	Total	\$35,598,181

*"C"—Abstract of Assessment Rolls.*APPENDIX C.—*Abstract of the assessment rolls of the several counties in the state for 1901.—Continued.*

COUNTIES.	Leaf Tobacco— Value by local assessors.	Logs, Timber, Lumber, Ties, Poles and Posts not Man'facturers' Stock—Value by local assessors.
Adams		\$1,643
Ashland	\$4,975	1,327,208
Barron		362,062
Bayfield	1,175	873,534
Brown	1,265	64,390
Buffalo	150	25,050
Burnett		14,209
Calumet	75	7,075
Chippewa	600	517,257
Clark	110	133,024
Columbia	510	1,360
Crawford	16,010	5,601
Dane	229,569	10,890
Dodge	825	18,705
Door	195	8,720
Douglas	900	760,929
Dunn	5	121,860
Eau Claire	800	324,749
Florence		12,418
Fond du Lac		4,270
Forest		26,262
Gates		42,710
Grant	14,075	4,379
Green	15,150	3,600
Green Lake	400	
Iowa	450	640
Iron		54,200
Jackson	225	5,784
Jefferson	19,289	12,900
Juneau	325	3,227
Kenosha		
Kewaunee	20	8,575
La Crosse	25	50
Lafayette	400	750
Lamglade	250	149,138
Lincoln	250	233,865
Manitowoc	725	8,300
Marathon	2,340	868,349
Marinette		1,096,430
Marquette		

"C"—Abstract of Assessment Rolls.

APPENDIX C.—Abstract of the assessment rolls of the several counties in the state for 1901.—Continued.

COUNTIES.	Leaf Tobacco—Value by local assessors.	Logs, Timber, Lumber, Ties, Poles and Posts, not Manufacturers' Stock—Value by local assessors.
Milwaukee	98,470	22,000
Monroe	1,500	12,162
Oconto	350	405,934
Oneida		\$589,769
Outagamie	\$310	49,610
Ozaukee	210	5,800
Pepin		6,126
Pierce	287	59,830
Polk	20	93,915
Portage	425	37,762
Price	100	388,124
Racine		800
Richland		22,786
Rock	469,839	895
St. Croix	49	23,790
Sauk		7,338
Sawyer		102,700
Shawano	220	215,623
Sheboygan	225	14,878
Taylor		114,064
Trempealeau	90	7,381
Vernon	183,310	40,616
Vilas		160,682
Walworth	7,716	15,450
Washburn	200	55,173
Washington	174	6,293
Waukesha		6,650
Waupaca	460	110,437
Wausshara		2,875
Winnebago	2,050	110,635
Wood	75	234,383
Total	\$1,077,168	\$10,038,594

*"C"—Abstract of Assessment Rolls.*APPENDIX C.—*Abstract of the assessment rolls of the several counties in the state for 1901.—Continued.*

COUNTIES.	Steam and Other Vessels— Value by local assessors.	Real and Per- sonal Property and Franchises of Water and Light Com- panies—Value by local assessors.
Adams		
Ashland	\$64,850	\$370,000
Barron	7,405	
Bayfield	22,620	121,500
Brown	55,185	17,075
Buffalo	7,025	
Burnett	610	
Calumet		4,000
Chippewa	5,517	102,000
Clark	2,025	3,000
Columbia	3,915	1,100
Crawford	100	
Dane	3,695	250
Dodge	750	47,000
Door	45,657	6,375
Douglas	200	18,625
Dunn	137	47,500
Eau Claire		357,400
Florence		
Fond du Lac	35	35,000
Forest		
Gates	700	
Grant	2,835	7,950
Green	1,335	57,740
Green Lake	4,370	10,000
Iowa		10,500
Iron		10,000
Jackson	2,250	
Jefferson	3,725	26,000
Juneau	65	1,600
Kenosha	410	20,500
Kewaunee	4,525	2,000
La Crosse	7,585	3,800
Lafayette		350
Langlade	3,750	44,500
Lincoln	517	59,000
Manitowoc	6,560	105,500
Marathon	14,010	14,960
Marinette	21,700	
Marquette	100	

"C"—Abstract of Assessment Rolls.

APPENDIX C.—*Abstract of the assessment rolls of the several counties in the state for 1901.—Continued.*

COUNTIES.	Steam and Other Vessels— Value by local assessors.	Real and Per- sonal Property and Franchises of Water and Light Com- panies—Value by local assessors.
Milwaukee		1,480,000
Monroe	5,447	2
Oconto	750	109,460
Oneida	\$575	\$12,550
Outagamie	5,555	198,000
Ozaukee	3,500	
Pepin	1,025	
Pierce	8,565	800
Polk	608	20,500
Portage	4,270	125,000
Price	1,340	2,500
Racine	10,025	359,930
Richland	11,000	500
Rock	600	545,650
St. Croix	1,235	535,000
Sauk		109,000
Sawyer	500	
Shawano	55,731	2,570
Sheboygan	3,110	2,600
Taylor		10
Trempealeau	1,080	4,300
Vernon	5,955	2,000
Vilas	2,921	200
Walworth	111,650	131,060
Washburn	1,700	
Washington	175	4,970
Waukesha	20,372	3,825
Waupaca	3,685	
Waushara	7,080	
Winnebago	23,295	560,010
Wood	250	16,985
Total	\$586,162	\$5,732,647

"C"—Abstract of Assessment Rolls.

APPENDIX C.—Abstract of the assessment rolls of the several counties in the state for 1901.—Continued.

COUNTIES.	BICYCLES.		
	Number.	Valuation by local assessors.	Each by local assessors.
Adams	185	\$1,067	\$5 77
Ashland	775	10,977	14 16
Barron	544	5,038	9 26
Bayfield	129	2,447	18 97
Brown	949	14,302	16 12
Buffalo	90	837	9 30
Burnett	60	464	7 73
Calumet	332	3,595	10 83
Chippewa	264	3,064	11 61
Clark	595	5,005	8 41
Columbia	358	3,652	10 20
Crawford	92	768	8 35
Dane	354	2,943	8 31
Dodge	358	4,223	11 79
Door	819	7,132	8 70
Douglas	14	255	18 21
Dunn	303	2,293	7 57
Eau Claire	525	6,145	11 70
Florence	1	10	10 00
Fond du Lac	308	2,683	8 74
Forest	35	350	10 00
Gates	30	200	6 66
Grant	109	1,056	9 69
Green	117	1,358	11 60
Green Lake	93	831	8 94
Iowa	72	720	10 00
Iron	6	40	6 66
Jackson	27	454	16 81
Jefferson	498	6,386	12 82
Juneau	173	1,394	8 06
Kenosha	60	458	7 63
Kewaunee	281	2,336	8 31
La Crosse	1,517	15,557	10 26
Lafayette	15	137	9 13
Langlade	253	3,083	12 19
Lincoln	795	10,370	13 04
Manitowoc	979	9,415	9 62
Marathon	1,045	10,716	10 25
Marquette	43	635	14 77
Marquette			
Milwaukee	2,641	37,870	14 34
Monroe	250	2,666	10 66
Oconto	299	3,828	12 80

"C"—Abstract of Assessment Rolls.

APPENDIX C.—*Abstract of the assessment rolls of the several counties in the state for 1901.—Continued.*

COUNTIES.	BICYCLES.		
	Number.	Valuation by local assessors.	Each by local assessors.
Oneida	42	\$485	\$11 55
Outagamie	720	7,082	9 84
Ozaukee	147	1,586	10 79
Pepin	73	819	11 22
Pierce	342	2,759	8 07
Polk	210	1,620	7 71
Portage	1,119	10,813	9 66
Price	193	1,918	9 94
Racine	1	10	10 00
Richland	78	825	10 58
Rock	701	6,415	9 15
St. Croix	361	4,104	11 37
Sauk	270	2,583	9 57
Sawyer			
Shawano	262	2,456	9 37
Sheboygan	337	3,025	8 98
Taylor	209	1,581	7 56
Trempealeau	156	1,561	10 00
Vernon	133	1,121	8 43
Vilas			
Walworth	487	5,346	10 98
Washburn	41	297	7 24
Washington	127	1,007	7 93
Waukesha	178	1,465	8 23
Waupaca	914	7,676	8 40
Waushara	437	3,914	8 96
Winnebago	12	130	10 83
Wood	615	6,153	10 00
Total	24,558	\$263,511	\$10 73

"C"—Abstract of Assessment Rolls.

APPENDIX C.—Abstract of the assessment rolls of the several counties in the state for 1901.—Continued.

COUNTIES.	All Other Personal Property Except Such as is Exempt from Taxation—Value by local assessors.	COUNTIES.	All Other Personal Property Except Such as is Exempt from Taxation—Value by local assessors.
Adams	\$47,867	Manitowoc	\$314,279
Ashland	142,023	Marathon	207,874
Barron	113,296	Marinette	150,636
Bayfield	341,670	Marquette	33,164
Brown	185,141	Milwaukee	5,091,547
Buffalo	123,054	Monroe	192,406
Burnett	31,684	Oconto	90,872
Calumet	195,153	Oneida	64,551
Chippewa	85,680	Outagamie	255,191
Clark	144,792	Ozaukee	169,727
Columbia	311,961	Pepin	58,116
Crawford	89,042	Pierce	115,133
Dane	1,398,967	Polk	98,526
Dodge	348,848	Portage	143,346
Door	164,307	Price	39,650
Douglas	385,280	Racine	262,404
Dunn	108,277	Richland	95,748
Eau Claire	248,806	Rock	525,637
Florence	32,840	St. Croix	144,756
Fond du Lac	250,740	Sauk	248,641
Forest	5,975	Sawyer	13,450
Gates	9,947	Shawano	202,540
Grant	226,202	Sheboygan	579,817
Green	106,257	Taylor	36,227
Green Lake	78,569	Trempealeau	195,998
Iowa	153,580	Vernon	194,873
Iron	130,210	Vilas	13,541
Jackson	100,369	Walworth	296,872
Jefferson	383,120	Washburn	34,091
Juneau	90,455	Washington	226,560
Kenosha	177,493	Waukesha	213,191
Kewaunee	147,422	Waupaca	225,609
La Crosse	352,632	Waushara	106,689
Lafayette	71,470	Winnebago	342,671
Langlade	46,091	Wood	120,048
Lincoln	102,290		
		Total	\$18,035,891

"C"—Abstract of Assessment Rolls.

APPENDIX C.—*Abstract of the assessment rolls of the several counties in the state for 1901.—Continued.*

COUNTIES.	PERSONAL PROPERTY.	
	Value by local assessors.	By state tax commission, 1902.
Adams	\$536,975	\$463,216
Ashland	3,169,452	1,549,524
Barron	1,710,187	1,127,054
Bayfield	2,304,925	1,760,468
Brown	1,958,291	4,064,595
Buffalo	1,791,399	1,452,077
Burnett	289,449	301,114
Calumet	2,065,902	1,734,923
Chippewa	2,288,877	1,920,631
Clark	2,053,005	1,449,080
Columbia	5,237,415	4,106,571
Crawford	1,185,890	905,835
Dane	8,732,668	12,024,881
Dodge	4,743,039	6,423,227
Door	910,769	989,540
Douglas	2,535,915	3,978,704
Dunn	1,352,856	2,134,192
Eau Claire	2,783,131	2,668,140
Florence	103,918	328,866
Fond du Lac	3,751,463	6,150,070
Forest	112,613	308,495
Gates	209,339	287,237
Grant	4,881,064	4,608,448
Green	4,899,777	5,108,080
Green Lake	1,004,487	2,184,495
Iowa	3,917,366	2,697,924
Iron	255,702	653,376
Jackson	1,353,522	1,074,096
Jefferson	5,825,975	5,792,716
Juneau	1,172,892	1,436,004
Kenosha	1,704,410	3,139,012
Kewaunee	1,165,113	1,130,644
La Crosse	3,978,133	6,406,340
Lafayette	1,996,710	2,711,678
Langlade	870,955	730,137
Lincoln	1,985,203	948,705
Manitowoc	2,900,129	4,054,585
Marathon	3,042,222	2,344,836
Marinette	2,098,858	2,450,063
Marquette	750,658	695,278
Milwaukee	32,813,382	61,747,117
Mcroe	2,474,361	1,855,885
Oconto	1,612,992	1,223,423

"C"—Abstract of Assessment Rolls.

APPENDIX C.—Abstract of the assessment rolls of the several counties in the state for 1901.—Continued.

COUNTIES.	PERSONAL PROPERTY.	
	Value by local assessors	By state tax commission, 1902.
Oneida	\$1,085,251	\$964,115
Outagamie	4,216,537	4,961,343
Ozaukee	1,884,697	2,107,391
Pepin	638,724	425,858
Pierce	1,920,091	1,802,026
Polk	1,270,865	945,579
Portage	2,140,369	2,073,583
Price	95,496	511,992
Racine	3,885,434	6,327,571
Richland	2,053,545	1,475,000
Rock	7,948,013	9,274,070
St. Croix	2,259,918	1,805,153
Sauk	3,055,379	3,688,435
Sawyer	176,350	365,751
Shawano	1,982,949	1,173,140
Sheboygan	6,059,982	6,637,466
Taylor	556,124	587,976
Trempealeau	2,377,236	1,815,425
Vernon	2,815,479	2,222,596
Vilas	251,269	429,043
Walworth	6,325,881	6,725,380
Washburn	372,773	428,656
Washington	2,598,666	3,186,442
Waukesha	3,540,483	6,981,084
Waupaca	3,108,138	2,215,709
Waushara	1,383,864	1,138,598
Winnebago	6,584,112	8,870,909
Wood	1,790,132	1,373,288
Total	\$203,729,746	\$249,934,861

"C"—Abstract of Assessment Rolls.

APPENDIX C.—Abstract of the assessment rolls of the several counties in the state for 1901.—Continued.

COUNTIES.	LAND.—By Local Assessors.			
	Number of acres.	Value of land exclusive of buildings.	Value of buildings as "improvements."	Total value of land and buildings as "improvements."
Adams.	393,074	\$1,627,706	\$348,132	\$1,975,838
Ashland	322,146	2,062,580	216,530	2,279,110
Barron	353,136	3,613,318	581,535	4,194,853
Bayfield	849,028	4,783,517	313,951	5,097,468
Brown	297,321	2,939,506	2,939,506
Buffalo	438,580	4,379,467	1,027,496	5,406,963
Burnett	339,165	722,894	142,252	865,146
Calumet	201,867	7,949,874	2,265,851	10,215,725
Chippewa	647,446	4,274,405	1,072,551	5,346,956
Clark	781,172	7,044,794	1,039,384	8,084,178
Columbia	490,400	13,256,359	2,795,649	16,052,008
Crawford	364,504	2,785,315	577,975	3,363,290
Dane	754,740	17,628,901	4,070,623	21,699,524
Dodge	548,949	24,943,175	4,755,721	29,698,896
Door	296,963	1,567,614	441,683	2,009,297
Douglas	728,379	4,692,365	565,940	5,258,305
Dunn	542,539	3,001,265	769,311	3,770,575
Eau Claire	399,793	2,537,299	795,903	3,333,202
Florence	294,499	979,347	31,970	1,011,317
Fond du Lac	449,764	12,948,322	2,220,078	15,168,400
Forest	657,415	1,613,574	35,170	1,648,744
Gates	576,128	1,762,391	72,385	1,834,776
Grant	721,739	12,298,070	1,703,323	14,001,393
Green	366,074	10,687,706	2,092,772	12,780,478
Green Lake	222,351	3,168,093	191,198	3,359,291
Iowa	482,307	9,200,059	1,229,847	10,429,906
Iron	527,477	1,505,357	141,050	1,646,407
Jackson	603,884	3,555,334	730,183	4,285,517
Jefferson	348,679	14,517,232	3,380,184	17,897,416
Juneau	488,371	3,064,865	623,509	3,688,374
Kenosha	170,650	6,066,427	1,556,265	7,622,692
Kewaunee	215,638	3,255,165	1,478,038	4,733,203
La Crosse	293,977	2,191,715	621,152	2,812,867
Lafayette	400,037	9,293,156	487,262	9,780,418
Langlade	544,005	2,637,973	208,406	2,846,379
Lincoln	523,514	2,719,467	251,365	2,970,832
Manitowoc	370,765	9,649,361	721,484	10,370,845
Marathon	986,653	6,429,126	960,362	7,389,488
Marquette	867,410	2,960,137	283,536	3,243,673
Marquette	287,489	1,950,262	580,269	2,530,531
Milwaukee	127,995	16,810,186	3,514,608	20,324,794

"C"—Abstract of Assessment Rolls.

APPENDIX C.—Abstract of the assessment rolls of the several counties in the state for 1901.—Continued.

COUNTIES.	LAND.—By Local Assessors.			
	Number of acres.	Value of land exclusive of buildings.	Value of buildings as "improvements."	Total value of land and buildings as "improvements."
Monroe	541,054	5,290,219	1,296,538	6,586,757
Oconto	625,966	3,585,936	466,364	4,052,300
Oneida	571,328	1,689,942	51,450	1,741,392
Outagamie	358,454	11,241,023	3,032,921	14,273,944
Ozaukee	146,571	\$6,848,548	\$1,807,978	\$8,656,526
Pepin	147,033	1,408,228	554,765	1,962,993
Pierce	366,188	5,275,086	927,759	6,202,845
Polk	574,809	3,113,253	734,690	3,847,943
Portage	514,270	3,443,994	1,311,279	4,755,273
Price	767,335	2,135,756	189,928	2,325,684
Racine	207,780	8,276,581	1,398,289	9,674,870
Richland	371,426	5,599,243	1,067,246	6,666,489
Rock	448,832	16,881,181	4,301,161	21,182,342
St. Croix	459,110	5,006,095	973,381	5,979,476
Sauk	531,825	5,844,052	1,829,718	7,673,707
Sawyer	729,494	1,543,914	1,543,914
Shawano	556,981	4,284,176	990,257	5,274,433
Sheboygan	321,193	12,473,421	2,990,701	15,464,122
Taylor	619,291	2,742,195	119,417	2,861,612
Trempealeau	472,335	5,511,900	1,694,326	7,206,226
Vernon	514,389	6,371,695	1,281,414	7,653,109
Vilas	480,359	1,368,670	55,370	1,424,040
Walworth	347,753	13,900,021	4,273,011	18,173,032
Washburn	440,485	1,472,528	153,440	1,623,968
Washington	271,503	11,036,065	2,243,555	13,279,620
Waukesha	343,833	9,777,558	3,280,314	13,057,872
Waupaca	471,550	6,280,127	1,564,362	7,844,489
Waushara	397,940	3,602,696	1,144,055	4,746,750
Winnebago	268,442	7,734,544	1,663,283	9,397,827
Wood	501,236	3,792,982	802,812	4,595,794
Total	32,645,288	\$426,605,308	\$87,097,686	\$513,702,994

"C"—Abstract of Assessment Rolls.

APPENDIX C.—Abstract of the assessment rolls of the several counties in the state for 1901.—Continued.

COUNTIES.	LOTS.—By Local Assessors.		
	Value of city lots exclusive of buildings.	Value of buildings as "improvements."	Total value of city and village lots and buildings as "improvements."
Adams	\$15,150	\$32,707	\$47,857
Ashland	2,493,371	2,183,621	4,676,992
Barron	317,360	661,094	978,454
Bayfield	418,516	889,587	1,308,103
Brown	4,725,919	4,725,919
Buffalo	260,722	622,006	882,728
Burnett	15,095	59,400	74,495
Calumet	362,111	498,517	860,628
Chippewa	775,003	1,950,593	2,725,596
Clark	400,344	860,568	1,260,912
Columbia	2,006,262	3,187,349	5,193,611
Crawford	288,915	647,597	936,512
Dame	9,983,501	8,506,573	18,490,074
Dodge	1,700,507	2,676,361	4,376,868
Door	404,670	511,895	916,565
Douglas	7,960,381	2,890,185	10,850,566
Dunn	276,199	450,078	726,277
Eau Claire	1,576,795	3,415,065	4,991,860
Florence	28,995	55,903	84,898
Fond du Lac	4,992,323	913,730	5,906,053
Forest	41,278	24,415	65,693
Gates	73,281	46,990	120,271
Grant	2,258,068	1,797,358	4,055,426
Green	1,184,294	1,636,854	2,821,148
Green Lake	770,746	55,524	826,270
Iowa	763,088	1,358,628	2,121,716
Iron	71,646	153,385	225,031
Jackson	308,306	408,970	717,276
Jefferson	1,835,047	4,086,360	5,921,407
Juneau	512,835	1,034,975	1,547,810
Kenosha	1,461,186	92,020	1,553,206
Kewaunee	369,775	481,800	851,575
La Crosse	5,228,082	5,058,097	10,286,179
Lafayette	834,268	258,678	1,092,946
Langlade	373,245	1,009,430	1,382,675
Lincoln	607,721	1,176,484	1,784,205
Manitowoc	2,822,491	2,840,396	5,662,887
Marathon	1,137,512	1,814,796	2,952,308

"C"—Abstract of Assessment Rolls.

APPENDIX C.—Abstract of the assessment rolls of the several counties in the state for 1901.—Continued.

COUNTIES.	LOTS.—By Local Assessors.		
	Value of city lots exclusive of buildings.	Value of buildings as "improvements."	Total value of city and village lots and buildings as "improvements."
Marinette	666,414	2,477,984	3,144,398
Marquette	136,017	281,910	417,927
Milwaukee	86,865,405	56,233,588	143,098,993
Monroe	1,667,829	1,280,889	2,948,718
Oconto	494,350	896,635	1,390,985
Oneida	307,170	708,052	1,015,222
Outagamie	4,097,142	6,077,505	10,174,647
Ozaukee	\$753,677	\$1,274,845	\$2,028,522
Pepin	143,759	354,047	497,806
Pierce	345,493	829,141	1,174,634
Polk	106,616	244,720	351,336
Portage	891,947	1,624,038	2,515,985
Price	138,880	372,704	511,584
Racine	9,301,945	941,130	10,243,075
Richland	702,869	652,522	1,355,391
Rock	5,040,405	8,201,833	13,242,238
St. Croix	736,460	1,256,701	1,993,161
Sauk	971,657	1,745,151	2,716,808
Sawyer	84,120	84,120
Shawano	567,311	898,060	1,465,371
Sheboygan	5,122,619	6,234,200	11,356,819
Taylor	151,424	311,321	462,745
Trempealeau	362,837	775,624	1,138,461
Vernon	502,529	722,278	1,224,807
Vilas	38,423	53,608	92,031
Walworth	2,485,884	3,534,985	6,020,869
Washburn	57,137	110,060	167,197
Washington	749,786	1,364,844	2,114,630
Waukesha	2,103,032	2,737,692	4,840,724
Waupaca	1,158,759	1,898,019	3,056,778
Wausara	169,410	387,975	557,385
Winnebago	7,215,619	9,154,679	16,370,298
Wood	1,395,447	2,036,245	3,431,692
Total	\$195,187,380	\$170,020,974	\$365,208,354

"C"—Abstract of Assessment Rolls.

APPENDIX C.—*Abstract of the assessment rolls of the several counties in the state for 1901.—Continued.*

COUNTIES.	REAL ESTATE.	
	Value by local assessors.	By state tax commission, 1902.
Adams	\$2,023,695	\$2,110,204
Ashland	6,956,102	6,794,457
Barron	5,173,307	4,380,784
Bayfield	6,405,571	8,781,261
Brown	7,665,425	18,406,741
Buffalo	6,289,691	5,784,112
Burnett	939,641	1,294,990
Calumet	11,076,353	10,512,102
Chippewa	8,072,552	8,471,380
Clark	9,345,090	8,417,245
Columbia	21,245,619	19,585,485
Crawford	4,299,802	3,661,163
Dane	40,189,598	53,978,897
Dodge	34,075,764	40,060,196
Door	2,925,862	4,198,767
Douglas	16,108,871	23,262,734
Dunn	4,496,853	7,974,420
Eau Claire	8,325,062	10,006,057
Florence	1,096,215	2,181,563
Fond du Lac	21,074,453	34,000,144
Forest	1,714,437	2,807,624
Gates	1,955,047	2,126,516
Grant	18,056,819	21,350,187
Green	15,601,626	19,349,684
Green Lake	4,185,561	10,292,600
Iowa	12,551,622	11,845,246
Iron	1,871,438	3,645,151
Jackson	5,002,793	4,429,123
Jefferson	23,818,823	28,003,419
Juneau	5,236,184	5,943,714
Kenosha	9,175,898	15,629,325
Kewaunee	5,584,778	5,939,737
La Crosse	13,099,046	26,474,236
Lafayette	10,873,364	15,238,224
Langlade	4,229,054	3,623,852
Lincoln	4,755,037	4,022,360
Manitowoc	16,033,732	22,247,235
Marathon	10,341,796	10,370,297
Marquette	6,388,071	9,445,523
Marquette	2,948,458	3,539,980
Menominee	163,423,787	290,048,012
Monroe	9,535,475	8,454,222
Oconto	5,443,285	6,156,053

*"C"—Abstract of Assessment Rolls.*APPENDIX C.—*Abstract of the assessment rolls of the several counties in the state for 1901.—Continued.*

COUNTIES.	REAL ESTATE.	
	Value by local assessors.	By state tax commission, 1902.
Oneida	\$2,756,614	\$4,924,229
Outagamie	24,448,591	26,037,894
Ozaukee	10,685,048	12,347,789
Pepin	2,460,799	1,955,975
Pierce	7,377,479	8,815,607
Polk	4,199,279	4,656,046
Portage	7,271,258	10,200,274
Price	2,837,268	3,042,469
Racine	19,917,945	29,351,397
Richland	8,021,880	6,666,492
Rock	34,424,580	40,516,992
St Croix	7,972,637	9,287,206
Sauk	10,390,578	16,117,123
Sawyer	1,628,034	2,560,260
Shawano	6,739,804	6,010,886
Sheboygan	26,820,941	32,910,348
Taylor	3,324,357	3,847,689
Trempealeau	8,344,687	7,425,938
Vernon	8,877,916	8,578,227
Vilas	1,516,071	2,338,975
Walworth	24,193,901	30,143,690
Washburn	1,796,165	1,803,926
Washington	15,394,250	18,794,449
Waukesha	17,898,596	35,806,239
Waupaca	10,901,267	9,774,825
Waushara	5,304,135	5,332,466
Winnebago	25,768,125	35,887,976
Wood	8,027,486	6,368,730
Total	\$878,911,348	\$1,186,349,139

"C"—Abstract of Assessment Rolls.

APPENDIX C.—Abstract of the assessment rolls of the several counties in the state for 1901.—Continued.

COUNTIES.	TOTAL VALUE OF ALL PROPERTY.	
	By local assessors.	By state tax commission, 1902.
Adams	\$2,560,670	\$2,573,420
Ashland	10,125,554	8,343,981
Barron	6,883,494	5,507,838
Bayfield	8,710,496	10,541,729
Brown	9,623,716	22,471,336
Buffalo	8,081,090	7,236,189
Burnett	1,229,090	1,596,104
Calumet	13,142,255	12,247,025
Chippewa	10,361,429	10,392,011
Clark	11,398,095	9,866,325
Columbia	26,483,034	23,692,056
Crawford	5,485,692	4,566,998
Dane	48,922,266	66,003,778
Dodge	38,818,803	46,783,423
Door	3,836,631	5,188,307
Douglas	18,644,786	27,241,438
Dunn	5,849,709	10,108,612
Eau Claire	11,108,193	12,674,197
Florence	1,200,133	2,510,429
Fond du Lac	24,825,916	40,150,214
Forest	1,827,050	3,116,119
Gates	2,164,386	2,413,753
Grant	22,937,883	25,958,635
Green	20,501,403	24,457,764
Green Lake	5,190,048	12,477,095
Iowa	16,468,988	14,543,170
Iron	2,127,140	4,298,527
Jackson	6,356,315	5,503,219
Jefferson	29,644,798	33,796,135
Juneau	6,409,076	7,379,718
Kenosha	10,880,308	18,768,337
Kewaunee	6,749,891	7,070,381
La Crosse	17,077,179	32,880,576
Lafayette	12,870,074	17,949,902
Lafayette	5,100,009	4,353,989
Langlade	6,740,240	4,971,065
Lincoln	18,933,861	26,301,820
Manitowoc	13,384,018	12,715,133
Marathon	8,486,929	11,895,586
Marquette	3,699,116	4,235,258
Milwaukee	196,237,169	351,795,129
Monroe	12,009,836	10,310,107
Oconto	7,056,277	7,379,476

*"C"—Abstract of Assessment Rolls.*APPENDIX C.—*Abstract of the assessment rolls of the several counties in the state for 1901.—Continued.*

COUNTIES.	TOTAL VALUE OF ALL PROPERTY.	
	By local assessors.	By state tax commission, 1902.
Oneida	\$3,841,865	\$5,888,344
Outagamie	28,665,128	30,999,237
Ozaukee	12,569,745	14,455,180
Pepin	3,099,523	2,381,833
Pierce	9,297,570	10,617,633
Polk	5,470,144	5,601,625
Portage	9,411,627	12,273,857
Price	3,742,764	3,554,461
Racine	23,803,379	35,678,968
Richland	10,075,425	8,141,492
Rock	42,372,593	49,791,062
St. Croix	10,232,555	11,092,359
Sauk	13,445,957	19,805,558
Sawyer	1,804,984	2,926,011
Shawano	8,722,753	7,184,026
Sheboygan	32,890,923	39,547,814
Taylor	3,880,481	4,435,665
Trempealeau	10,721,923	9,241,363
Vernon	11,693,395	10,800,823
Vilas	1,767,340	2,768,018
Walworth	30,519,782	36,869,070
Washburn	2,168,938	2,232,582
Washington	17,992,916	21,980,891
Waukesha	21,439,079	42,787,323
Waupaca	14,009,405	11,990,534
Waushara	6,687,999	6,471,064
Winnebago	32,352,237	44,458,885
Wood	9,817,618	7,742,018
Total	\$1,082,641,094	\$1,436,284,000

"D"—Valuation of Property and Taxes Levied.

APPENDIX D.—*Valuation of all property in the state as fixed by the county boards of supervisors and town assessors, and the amount of county, town, city and village taxes levied in 1900.*

Counties.	Assessed valuation of all property by assessors.	Assessed valuation of all property by county boards.
Adams	\$2,460,349 00	\$2,450,611 00
Ashland	5,213,168 00	4,000,000 00
Barron	3,534,303 16	2,938,726 00
Bayfield	4,349,479 06	4,324,329 42
Brown	9,489,157 00	8,780,535 00
Buffalo	3,788,018 00	2,402,500 00
Burnett	705,380 50	694,037 90
Calumet	5,763,303 00	5,915,283 00
Chippewa	8,102,553 14	8,828,338 00
Clark	8,964,403 14	6,133,326 00
Columbia	12,289,734 00	9,655,603 00
Crawford	2,397,358 50	2,221,131 15
Dane	30,560,491 00	29,985,239 00
Dodge	14,385,327 00	13,153,602 00
Door	3,483,104 46	2,924,201 00
Douglas	14,439,089 84	14,425,159 00
Dunn	6,480,026 02	5,789,262 50
Eau Claire	9,543,270 00	8,707,000 00
Florence	1,164,552 17	707,400 00
Fond du Lac	19,893,761 63	16,726,762 00
Forest	10,557 52	2,000,000 00
Grant	9,337,854 50	8,357,843 00
Green	9,917,390 00	9,146,138 00
Green Lake	4,691,866 75	4,055,970 00
Iowa	14,443,988 00	16,791,992 00
Iron	1,797,794 56	1,797,794 56
Jackson	2,604,092 00	1,810,000 00
Jefferson	12,050,062 00	10,444,802 00
Juneau	4,771,385 02	5,837,572 00
Kenosha	6,744,389 54	6,560,000 00
Kewaunee	4,142,703 00	3,654,000 00
La Crosse	16,436,771 00	14,140,669 00
Lafayette	6,140,293 75	6,067,554 00
Langlade	3,504,394 75	4,374,935 00
Lincoln	4,013,896 00	3,851,000 00
Manitowoc	20,035,402 50	11,562,417 00
Marathon	7,221,586 75	6,548,872 00
Marquette	8,490,826 32	5,900,000 00
Marquette	1,859,645 00	1,640,205 00
Milwaukee	177,684,901 15	87,663,102 00
Monroe	10,862,598 51	8,056,000 00
Oconto	3,469,839 00	2,940,000 00
Oneida	3,999,104 55	5,000,000 00

"D"—Valuation of Property and Taxes Levied.

APPENDIX D.—*Valuation of all property in the state as fixed by the county boards of supervisors and town assessors, 1900.—Continued.*

Counties.	Assessed valuation of all property by assessors.	Assessed valuation of all property by county boards.
Outagamie	12,394,405 00	8,156,000 00
Ozaukee	8,061,068 00	5,374,200 00
Pepin	1,019,536 00	1,150,649 35
Pierce	6,097,709 00	3,476,121 03
Polk	3,015,803 08	2,840,363 00
Portage	5,592,715 50	6,769,318 00
Price	1,595,349 00	2,251,674 00
Racine	18,790,848 00	10,000,000 00
Richland	4,426,134 00	3,431,963 00
Rock	23,769,807 00	18,000,000 00
St. Croix	6,560,371 50	5,801,077 00
Sauk	10,033,518 00	7,055,693 45
Sawyer	963,853 00	963,853 00
Shawano	4,582,937 66	3,457,508 00
Sheboygan	28,939,250 00	19,000,000 00
Taylor	1,697,594 05	2,728,000 00
Trempealeau	3,780,826 00	3,660,264 60
Vernon	5,662,457 00	4,346,244 00
Vilas	917,121 40	1,000,000 00
Walworth	17,029,200 23	15,831,547 00
Washburn	701,759 50	1,030,412 48
Washington	16,132,086 00	5,664,000 00
Waukesha	17,565,762 00	13,327,000 00
Waupaca	13,625,343 23	13,048,944 00
Waushara	3,136,916 75	1,956,516 00
Winnebago	18,985,735 00	15,829,000 00
Wood	8,015,163 55	6,240,900 00
Total	744,322,440 24	561,355,159 44

"D"—Valuation of Property and Taxes Levied.

APPENDIX D.—Statement showing items of town, city, and village taxes, levied in and by the different counties during the year ending on the 31st of December, 1900.

Counties.	Current expenses.	School purposes.	Support of poor.
Adams	\$3,543 88	\$10,816 06
Ashland	23,785 22	89,835 00
Barron	16,820 15	40,596 29	\$1,335 00
Bayfield	29,000 00	53,420 00	2,000 00
Brown	94,163 83	50,031 49	6,068 72
Buffalo	7,976 51	20,464 23	827 00
Burnett	4,694 48	10,102 35	1,335 80
Calumet	8,781 99	20,586 50	606 18
Chippewa	71,418 96	80,062 14	150 00
Clark	14,927 91	44,875 23	1,175 00
Columbia	31,217 57	58,251 83
Crawford	10,322 80	22,549 87
Dane	124,568 37	133,064 49
Dodge	34,307 57	78,479 62	2,579 22
Door	11,526 00	20,254 47	1,000 00
Douglas	191,076 80	168,050 00
Dunn	22,646 68	46,087 61	925 00
Eau Claire	84,958 76	85,409 95	1,198 00
Florence	7,290 00	15,180 00	300 00
Fond du Lac	92,299 16	79,202 53	7,558 98
Forest	48 00	78 81	5 00
Grant	24,742 35	76,935 28	2,370 00
Green	24,889 65	53,165 24
Green Lake	15,932 12	26,019 67	1,520 00
Iowa	25,097 41	41,937 81	106 00
Iron	4,922 50	29,779 61
Jackson	11,546 10	28,188 08	875 00
Jefferson	33,025 14	74,223 98
Juneau	18,885 51	40,143 76	13 79
Kemoshia	39,953 18	37,718 79	7,185 05
Kewaunee	14,317 45	16,819 20	435 84
La Crosse	145,513 83	92,532 09
Lafayette	16,261 13	56,488 38	1,518 85
Langlade	8,868 14	28,842 43	1,440 20
Lincoln	39,937 14	41,949 13
Manitowoc	56,671 76	76,078 48	8,582 03
Marathon	55,805 56	89,876 31	1,180 00
Marinette	115,190 17	63,760 19	300 00
Marquette	3,932 90	10,179 76	552 99
Milwaukee	3,090,927 64	700,511 88
Monroe	37,686 23	49,825 33	315 14
Oconto	10,122 31	34,698 31	2,672 39
Oneida	37,594 80	33,182 00
Outagamie	106,020 80	90,550 76	1,800 49
Ozaukee	15,905 00	22,492 51	650 00

"D"—Valuation of Property and Taxes Levied.

APPENDIX D.—Statement showing items of town, city and village taxes, 1900.—Continued.

Counties.	Current expenses.	School purposes.	Support of poor.
Pepin	5,161 25	11,540 83	150 00
Pierce	11,349 82	40,566 04	1,190 00
Polk	8,948 88	27,384 63	1,200 00
Portage	9,296 46	40,311 11	3,700 00
Price	7,424 49	39,450 55	3,925 00
Racine	14,199 94	63,443 06	300 00
Richland	12,927 97	28,526 47
Rock	71,948 00	120,639 18
St. Croix	27,620 92	49,143 01	797 76
Sauk	24,049 60	65,361 42
Sawyer	12,500 00	20,000 00
Shawano	11,441 15	29,493 78	2,265 00
Sheboygan	115,911 50	108,739 13	700 00
Taylor	11,024 84	33,279 99	2,395 00
Trempealeau	11,258 86	27,126 59
Vernon	20,104 30	39,057 98	3 87
Vilas	13,426 95	16,652 50	500 00
Walworth	54,542 24	88,896 87
Washburn	9,730 29	18,074 58	350 00
Washington	11,619 30	25,980 64	100 00
Waukesha	11,912 04	69,206 30	3,041 78
Waupaca	36,407 66	52,059 90	1,271 80
Waushara	5,740 17	19,846 14	2,185 00
Winnebago	218,247 68	107,213 92	11,869 60
Wood	41,688 15	53,206 73
Total	\$5,617,605 92	\$4,138,498 80	\$94,526 48

"D"—Valuation of Property and Taxes Levied.

APPENDIX D.—Statement showing items of town, city and village taxes,
1900.—Continued.

Counties.	Roads and bridges including poll tax.	Other purposes.	Total town, city and village taxes.
Adams	\$7,181 54	\$619 33	\$22,160 81
Ashland	34,949 29	6,193 00	154,762 51
Barron	25,162 87	11,557 42	95,471 73
Bayfield	28,280 97	27,794 73	140,495 70
Brown	56,190 33	75,546 17	282,000 54
Buffalo	18,030 77	5,681 26	52,979 77
Burnett	7,774 97	123 87	24,031 47
Calumet	25,504 22	6,940 54	62,419 43
Chippewa	42,524 81	43,443 15	237,599 06
Clark	29,818 17	17,482 86	108,279 17
Columbia	39,824 17	27,202 71	156,496 28
Crawford	16,950 98	12,067 88	61,891 53
Dane	99,178 69	52,933 89	409,745 44
Dodge	58,613 85	15,273 80	189,254 06
Door	18,303 84	641 81	51,726 12
Douglas	12,783 32	85,818 54	457,728 66
Dunn	22,738 50	15,206 66	107,604 25
Eau Claire	43,080,89	63,004 14	277,651 74
Florence	5,500 00	1,525 50	29,795 50
Fond du Lac	39,288 39	48,909 89	267,258 95
Forest	54 78	38 73	225 32
Grant	61,893 92	10,426 02	176,367 57
Green	21,863 44	1,055 17	100,973 50
Green Lake	13,934 00	9,925 35	67,331 14
Iowa	14,498 36	11,838 58	93,478 16
Iron	6,375 00	20,820 95	61,898 06
Jackson	20,727 68	8,064 12	69,400 98
Jefferson	35,798 93	30,751 65	173,799 70
Juneau	15,553 20	1,203 53	75,799 79
Kenosha	14,684 08	24,840 05	124,381 15
Kewaunee	17,432 98	8,380 62	57,386 09
La Crosse	50,012 08	140,864 54	428,922 54
Lafayette	23,120 41	18,259 64	115,648 41
Langlade	13,136 91	17,101 35	69,389 03
Lincoln	25,686 90	17,198 52	124,771 69
Manitowoc	68,145 11	47,593 15	257,070 53
Marathon	45,550 95	38,348 33	230,761 15
Marinette	16,765 02	2,439 97	198,455 35
Marquette	10,592 23	1,172 82	26,430 70
Milwaukee	49,881 37	28,293 96	3,869,614 85
Monroe	23,701 20	19,954 31	131,482 21
Oconto	15,055 39	49,743 82	112,292 22
Oneida	6,088 26	6,014 17	82,879 23

"D"—Valuation of Property and Taxes Levied.

APPENDIX D.—Statement showing items of town, city and village taxes, 1900.—Continued.

Counties.	Roads and bridges including poll tax.	Other purposes.	Total town, city and village taxes.
Outagamie	31,857 28	70,041 58	300,270 91
Ozaukee	19,326 99	8,336 60	66,711 10
Pepin	6,724 71	355 88	23,932 67
Pierce	25,590 66	3,978 58	82,675 10
Polk	26,448 89	7,184 00	71,166 40
Portage	21,035 32	12,402 85	86,745 74
Price	19,258 91	9,042 95	79,101 90
Racine	15,825 65	149,791 41	243,560 06
Richland	22,015 70	7,601 82	71,071 96
Rock	43,228 66	61,461 10	297,276 94
St. Croix	26,948 95	15,913 00	120,423 64
Sauk	5,389 26	23,394 73	158,195 01
Sawyer	2,000 00	481 92	34,981 92
Shawano	30,429 13	10,558 85	84,187 91
Sheboygan	48,043 00	27,228 62	300,622 25
Taylor	28,822 17	10,324 41	85,846 41
Trempealeau	33,474 88	7,606 19	79,466 52
Vernon	28,085 74	8,019 95	95,271 84
Vilas	9,600 00	7,289 83	47,469 28
Walworth	39,860 68	15,486 28	198,786 07
Washburn	5,783 27	5,473 84	39,411 98
Washington	38,368 88	4,729 46	80,798 28
Waukesha	55,034 56	44,271 04	183,465 72
Waupaca	35,805 13	10,028 97	135,573 46
Waushara	15,280 30	5,584 61	48,636 22
Winnebago	60,672 07	74,400 00	472,403 97
Wood	23,266 70	21,112 60	139,274 18
Total	\$1,960,410 06	\$1,654,398 27	13,465,439 53

"D"—Valuation of Property and Taxes Levied.

APPENDIX D.—Statement showing items of all county taxes, exclusive of town, city and village taxes, levied in and by the different counties of the state of Wisconsin during the year ending on the 31st of December, 1900.—Continued.

Counties.	For county purposes.	County school tax.
Adams	\$7,797 65	\$3,665 25
Ashland	63,475 08	6,316 67
Barron	31,471 18	9,850 80
Bayfield	88,169 66	4,000 00
Brown	84,696 96	18,939 98
Buffalo	10,000 00	9,675 00
Burnett	4,500 00	3,250 00
Calumet	7,893 79	9,560 32
Chippewa	15,486 06	14,668 00
Clark	42,674 67	10,530 68
Columbia	43,768 88	11,191 91
Crawford	21,300 92	7,067 13
Dane	55,000 00	25,023 00
Dodge	42,907 51	18,453 12
Door	15,756 00	7,869 00
Douglas	141,950 00	9,012 15
Dunn	32,985 00	10,862 06
Eau Claire	49,000 00	13,150 61
Florence	8,351 48	1,071 14
Fond du Lac	55,000 00	17,743 91
Forest	13,143 31	305 00
Grant	53,481 47	14,663 21
Green	32,420 72	8,587 90
Green Lake	24,744 69	6,276 99
Iowa	20,014 15	9,024 27
Iron	7,000 00	1,988 01
Jackson	22,783 50	8,685 00
Jefferson	74,282 04	14,284 12
Juneau	27,241 81	8,274 91
Kemosha	26,240 00	8,445 00
Kewaunee	16,900 00	7,955 33
La Crosse	86,012 00	17,012 67
Lafayette	37,435 85	8,196 68
Langlade	24,174 94	5,171 74
Lincoln	37,000 00	8,000 00
Manitowoc	61,678 89	17,392 87
Marathon	53,938 23	18,146 63
Marinette	39,139 92	11,881 76
Marquette	15,000 00	4,530 32
Milwaukee	590,081 83	127,885 00
Monroe	59,000 00	11,015 59
Oconto	25,190 30	10,322 23
Oneida	41,450 21	3,100 00
Outagamie	48,936 00	22,665 00
Ozaukee	15,010 00	6,784 73

"D"—Valuation of Property and Taxes Levied.

APPENDIX D.—Statement showing items of all county taxes, exclusive of town, city and village taxes, 1900.—Continued.

Counties.	For county purposes.	County school tax.
Pepin	7,975 60	3,224 45
Pierce	12,750 00	9,413 29
Polk	17,200 00	7,329 49
Portage	44,000 56	13,229 51
Price	29,032 50	3,275 14
Racine	41,680 51	36,975 00
Richland	15,443 83	9,430 00
Rock	44,000 00	17,643 02
St. Croix	39,484 09	10,699 32
Sauk	29,174 22	12,751 73
Sawyer	31,225 33	962 46
Shawano	25,092 13	11,054 00
Sheboygan	41,897 90	20,194 15
Taylor	32,911 16	4,282 37
Trempealeau	29,590 00	9,591 81
Vernon	40,001 37	11,574 30
Vilas	34,968 75	1,000 00
Walworth	45,125 58	9,260 10
Washburn	12,600 00	2,325 00
Washington	39,882 04	10,095 37
Waukesha	49,935 35	12,679 00
Waupaca	45,538 25	12,390 89
Waushara	18,000 00	6,033 78
Winnebago	90,009 25	25,574 56
Wood	30,000 00	11,048 65
Total	\$3,122,003 12	\$844,533 08

"D"—Valuation of Property and Taxes Levied.

APPENDIX D.—Statement showing items of all county taxes, exclusive of town, city and village taxes, 1900.—Continued.

Counties.	Salary of school superintendent.	Miscellaneous.	Total county taxes.
Adams	\$500 00	\$598 78	\$12,561 68
Ashland	500 00	70,291 75
Barron	1,000 00	42,321 98
Bayfield	800 00	92,969 66
Brown	1,000 00	104,636 94
Buffalo	800 00	20,475 00
Burnett	500 00	1,174 07	9,424 07
Calumet	800 00	18,254 11
Chippewa	1,400 00	31,554 06
Clark	800 00	54,005 35
Columbia	1,425 00	56,385 79
Crawford	1,104 00	844 79	30,316 84
Dane	2,400 00	2,998 50	85,421 50
Dodge	1,200 00	62,560 63
Door	1,040 00	24,665 00
Douglas	1,000 00	151,962 15
Dunn	800 00	44,647 06
Eau Claire	1,000 00	3,482 80	66,633 41
Florence	240 00	9,662 62
Fond du Lac	1,000 00	3,348 02	77,091 93
Forest	300 00	13,748 31
Grant	1,200 00	69,344 68
Green	1,089 47	70 45	42,168 54
Green Lake	800 00	150 00	31,971 68
Iowa	900 00	29,938 42
Iron	700 00	9,688 01
Jackson	1,000 00	32,468 50
Jefferson	1,100 00	89,666 16
Juneau	1,167 42	650 57	37,334 71
Kenosha	900 00	656 00	36,241 00
Kewaunee	800 00	25,655 33
La Crosse	1,000 00	104,024 67
Lafayette	1,000 00	46,632 53
Langlade	800 00	748 04	30,894 72
Lincoln	700 00	542 12	46,242 12
Manitowoc	1,400 00	80,471 76
Marathon	1,600 00	14,844 16	88,529 02
Marinette	800 00	51,821 68
Marquette	800 00	20,330 32
Milwaukee	1,200 00	719,166 83
Monroe	1,000 00	71,015 59
Oconto	900 00	36,412 53
Oneida	600 00	45,150 21
Outagamie	1,000 00	72,601 00

"D"—Valuation of Property and Taxes Levied.

APPENDIX D.—Statement showing items of all county taxes, exclusive of town, city and village taxes, 1900.—Continued.

Counties.	Salary of school superintendent.	Miscellaneous.	Total county taxes.
Ozaukee	990 00	22,784 73
Pepin	500 00	11,700 05
Pierce	1,000 00	23,163 29
Polk	800 00	25,329 49
Portage	850 00	150 00	58,230 07
Price	800 00	33,107 64
Racine	1,000 00	79,655 51
Richland	800 00	25,673 83
Rock	2,000 00	3,600 00	67,243 02
St. Croix	900 00	275 00	51,358 41
Sauk	1,500 00	43,425 95
Sawyer	300 00	32,487 79
Shawano	1,000 00	37,146 13
Sheboygan	1,130 00	63,222 05
Taylor	600 00	37,793 53
Trempealeau	1,000 00	19,550 00	59,731 81
Vernon	1,200 00	52,775 67
Vilas	400 00	36,368 75
Walworth	1,000 00	200 00	55,585 68
Washburn	400 00	15,325 00
Washington	1,000 00	50,977 41
Waukesha	1,000 00	63,614 35
Waupaca	1,200 00	125 00	59,254 14
Waushara	968 23	25,002 01
Winnebago	1,100 00	116,683 81
Wood	1,250 00	300 00	42,598 65
Total	\$66,754 12	\$54,308 30	4,087,598 62

"D"—Valuation of Property and Taxes Levied.

APPENDIX D.—*Valuation of all property in the state as fixed by the county boards of supervisors and town assessors, and the amount of county, town, city and village taxes levied in 1901.*

COUNTIES.	Valuation of all property by assessors.	Assessed valuation of all property by county boards.	Current expenses.
Adams	\$2,572,915 00	\$2,503,752 00	\$3,015 12
Ashland	10,200,689 00	8,000,000 00	42,676 23
Barron	6,849,395 60	6,100,791 00	16,906 04
Bayfield	8,701,093 46	8,681,464 46	29,070 00
Brown	9,632,363 67	8,843,011 00	74,581 43
Buffalo	8,040,205 00	7,986,000 00	11,929 81
Burnett	1,232,732 00	753,504 00	4,157 92
Calumet	13,039,462 00	12,108,991 00	13,059 72
Chippewa	10,345,853 00	5,666,101 00	33,214 66
Clark	11,372,693 75	6,899,009 00	19,726 23
Columbia	26,483,034 50	24,187,103 00	49,629 87
Crawford	5,389,890 75	6,038,437 00	14,587 35
Dane	48,491,703 00	32,984,137 00	113,112 75
Dodge	38,950,814 00	38,257,936 00	29,188 58
Door	3,832,556 71	3,381,000 00	15,031 38
Douglas	18,649,202 95	18,494,343 00	209,965 34
Dunn	5,862,377 00	5,349,672 25	21,640 93
Eau Claire	11,111,540 09	11,000,000 00	65,095 37
Florence	1,199,133 00	716,460 00	8,931 84
Fond du Lac	24,819,787 00	16,726,762 00	80,068 52
Forest	1,822,322 00	2,000,000 00	5,615 00
Gates	2,159,393 53	2,566,938 85	15,693 49
Grant	22,841,707 00	26,449,226 00	34,993 36
Green	20,500,067 00	17,225,081 00	37,186 26
Green Lake	5,196,417 00	4,055,970 00	8,339 38
Iowa	16,568,087 00	18,549,854 00	20,077 69
Iron	1,609,409 58	2,800,000 00	33,066 88
Jackson	6,381,627 00	5,375,000 00	12,396 69
Jefferson	29,742,440 00	29,811,200 00	46,692 75
Juneau	6,291,293 34	6,383,776 00	19,610 83
Kenosha	10,763,128 81	6,794,000 00	18,454 71
Kewaunee	6,694,496 00	5,481,000 00	14,977 90
La Crosse	17,077,179 00	14,351,530 00	163,050 91
Lafayette	12,856,393 77	6,108,489 00	17,297 69
Langlade	4,914,617 00	6,359,568 00	20,464 70
Lincoln	6,743,249 50	4,569,000 00	49,218 87
Manitowoc	19,015,808 00	12,012,361 00	54,024 17
Marathon	13,443,155 00	14,166,267 00	59,287 27
Marinette	8,497,028 00	5,900,000 00	83,646 55
Marquette	3,768,623 00	1,940,434 00	4,185 87
Milwaukee	196,254,153 00	150,641,152 00	2,145,851 74
Monroe	11,910,818 37	8,075,000 00	26,159 66
Oconto	7,068,990 00	6,645,000 00	8,163 29

*"D"—Valuation of Property and Taxes Levied.*APPENDIX D.—*Valuation of all property in the state as fixed by the county boards of supervisors, etc., for 1901.—Continued.*

COUNTIES.	Valuation of all property by assessors.	Assessed valuation of all property by county boards.	Current expenses.
Oneida	3,845,336 00	5,000,000 00	34,314 07
Outagamie	28,758,521 50	29,092,000 00	145,642 77
Ozaukee	12,569,745 00	5,474,263 00	28,746 90
Pepin	2,822,073 00	3,074,174 00	3,457 27
Pierce	92,660 70	6,538,795 00	15,886 61
Polk	5,532,966 50	4,776,882 00	8,817 54
Portage	9,463,256 50	7,414,009 00	19,305 69
Price	3,756,406 00	4,541,595 00	13,997 96
Racine	23,662,849 00	10,000,000 00	13,359 33
Richland	10,163,883 94	7,136,736 00	18,955 12
Rock	42,372,593 00	40,000,000 00	83,535 04
St. Croix	10,263,230 00	8,846,536 00	25,559 27
Sauk	13,449,860 00	17,019,453 00	23,430 60
Sawyer	1,804,984 00	1,804,984 00	10,000 00
Shawano	8,722,753 00	7,219,164 00	17,392 19
Sheboygan	33,062,268 00	30,000,000 00	102,814 84
Taylor	3,879,475 30	5,291,000 00	12,061 32
Trempealeau ..	10,593,513 85	8,816,428 15	11,794 17
Vernon	11,695,389 00	10,908,682 00	20,896 28
Vilas	1,767,340 29	1,767,340 29	18,062 80
Walworth	30,283,686 00	26,347,913 00	49,311 44
Washburn	2,198,764 25	1,986,910 76	7,902 22
Washington	17,798,003 00	6,784,000 00	15,960 04
Waukesha	21,297,365 50	16,115,400 00	22,064 12
Waupaca	14,123,915 40	13,366,906 00	37,826 08
Waushara	6,417,247 00	1,968,828 00	6,898 05
Winnebago	32,311,183 50	31,982,000 00	162,650 33
Wood	9,905,060 00	12,460,530 00	36,569 03
Total ...	1,071,812,173 61	\$908,673,849 76	\$4,721,255 83

"D"—Valuation of Property and Taxes Levied.

APPENDIX D.—Statement showing all taxes levied in the several towns, cities and villages in the state, December 31, 1901.—Continued.

COUNTIES.	School purposes.	Support of poor.	Roads and bridges including poll tax.
Adams	\$11,665 67	\$9,786 78
Ashland	93,872 00	42,478 05
Barron	45,401 14	\$2,599 00	32,742 44
Bayfield	60,485 00	4,000 00	29,527 14
Brown	50,195 59	8,865 06	50,381 15
Buffalo	22,735 73	850 00	21,480 18
Burnett	11,731 22	1,519 36	9,360 60
Calumet	17,164 86	300 00	28,167 52
Chippewa	56,922 97	24,714 60
Clark	52,195 46	1,550 00	43,624 27
Columbia	58,853 75	25 00	44,491 30
Crawford	20,991,57	17,142 18
Dane	131,914 22	77,918 75
Dodge	71,663,53	2,138 74	62,937 38
Door	23,114 92	850 00	17,901 43
Douglas	173,418 73	19,476 60
Dunn	44,096 36	1,375 00	26,336 89
Eau Claire	86,173 70	800 00	35,972 66
Florence	21,298 92	5,300 00
Fond du Lac	85,769 76	8,075 00	45,061 64
Forest	8,700 00	600 00	3,600 00
Gates	22,908 82	100 00	14,369 09
Grant	74,957 46	2,940 06	55,420 72
Green	52,872 22	22,408 82
Green Lake	27,276 49	1,750 00	15,116 47
Iowa	42,110 86	35,040 37
Iron	23,887 19	300 00	12,774 00
Jackson	27,981 85	610 00	20,193 31
Jefferson	74,491 08	34,341 73
Juneau	43,462 87	8 80	18,168 33
Kenosha	54,784 04	2,322 69	11,654 70
Kewaunee	18,584 75	388 00	12,148 11
La Crosse	91,186 07	40,163 87
Lafayette	56,546 71	1,905 20	26,018 21
Langlade	34,763 13	2,390 09	20,181 74
Lincoln	39,731 00	28,912 51
Manitowoc	73,508 67	8,465 00	76,029 31
Marathon	78,302 30	2,186 13	44,637 45
Marinette	67,614 49	750 00	19,225 41
Marquette	10,566 77	250 00	11,567 29
Milwaukee	627,148 90	55,241 72
Monroe	46,200 20	32,483 40
Oconto	33,005 95	2,480 50	21,175 61
Oneida	\$30,413 00	\$7,719 72

"D"—Valuation of Property and Taxes Levied.

APPENDIX D.—Statement showing all taxes levied in the several towns, cities and villages in the state, December 31, 1901.—Continued.

COUNTIES.	School purposes.	Support of poor.	Roads and bridges including poll tax.
Outagamie	90,589 73	\$3,619 65	42,696 23
Ozaukee	26,368 88	350 00	19,797 51
Pepin	11,895 89	350 00	6,028 68
Pierce	40,354 34	1,284 00	31,890 08
Polk	29,043 74	1,475 00	29,417 71
Portage	38,089 08	6,100 00	26,783 47
Price	40,792 67	4,250 00	19,903 37
Racine	101,372 22	2,482 00	20,788 17
Richland	29,180 81	22,462 39
Rock	131,573 52	62,905 05
St. Croix	55,772 34	681 52	26,710 51
Sauk	64,671 85	53,650 08
Sawyer	16,000 00	2,000 00
Shawano	34,086 66	1,050 00	33,801 68
Sheboygan	103,803 03	17,884 87	60,491 44
Taylor	36,233 63	2,275 00	29,517 82
Trempealeau	26,964 92	3,011 00	32,009 85
Vernon	41,203 24	33,029 94	9,912 50
Vilas	17,995 50	500 00	12,250 00
Walworth	92,818 22	45,181 06
Washburn	18,319 15	1,440 44	8,043 21
Washington	28,110 61	150 00	44,171 64
Waukesha	80,007 15	2,534 70	53,686 07
Waupaca	49,169 70	1,129 77	36,820 97
Waushara	18,567 72	1,525 00	14,684 03
Winnebago	112,715 30	11,898 30	65,250 96
Wood	56,932 59	19,325 18
Total	\$4,193,302 47	\$157,414 82	\$2,113,573 11

"D"—Valuation of Property and Taxes Levied.

APPENDIX D.—Statement showing all taxes levied in the several towns, cities and villages in the state, December 31, 1901.—Continued.

COUNTIES.	Other purposes.	Total town, city and village taxes.
Adams	\$1,411 63	\$25,879 20
Ashland	23,543 88	202,570 16
Barron	16,057 07	113,705 69
Bayfield	35,562 44	158,644 58
Brown	104,588 94	288,612 17
Buffalo	4,283 40	61,279 12
Burnette	1,782 02	28,551 12
Calumet	7,740 41	66,432 51
Chippewa	49,323 95	164,176 18
Clark	15,216 26	132,312 22
Columbia	15,370 64	168,370 56
Crawford	2,568 83	55,289 93
Dane	98,997 46	421,943 18
Dodge	23,952 30	189,880 53
Door	12,634 15	69,531 88
Douglas	117,746 34	520,607 01
Dunn	17,735 34	111,184 52
Eau Claire	91,545 29	279,587 02
Florence	7,529 57	43,060 33
Fond du Lac	32,649 59	251,624 51
Forest	1,975 00	20,490 00
Gates	53,071 40
Grant	23,979 93	192,291 53
Green	914 86	113,382 16
Green Lake	27,869 22	80,351 56
Iowa	11,804 83	109,033 75
Iron	2,043 49	72,071 56
Jackson	11,888 72	73,070 57
Jefferson	38,766 71	194,292 27
Juneau	8,073 12	89,323 95
Kenosha	39,441 07	126,657 21
Kewaunee	13,658 13	59,756 89
La Crosse	141,722 07	436,122 92
Lafayette	19,092 26	120,860 07
Langlade	21,578 19	99,377 85
Lincoln	12,452 41	130,314 79
Manitowoc	22,842 70	234,869 85
Marathon	47,356 29	231,769 44
Marinette	41,193 87	212,430 32
Marquette	1,009 30	27,579 23
Milwaukee	53,372 29	2,881,614 65
Monroe	35,843 92	140,687 18
Oconto	43,134 92	107,960 27
Oneida	\$13,123 81	\$85,570 60
Outagamie	36,722 89	319,271 27

"D"—Valuation of Property and Taxes Levied.

APPENDIX D.—Statement showing all taxes levied in the several towns, cities and villages in the state, December 31, 1901.—Continued.

COUNTIES.	Other purposes.	Total town, city and village taxes.
Ozaukee	6,473 19	81,736 48
Pepin	9,826 22	31,558 06
Pierce	4,708 15	94,123 18
Polk	8,443 62	77,197 61
Portage	57,992 99	148,271 23
Price	12,060 47	91,004 47
Racine	154,499 83	292,501 55
Richland	17,014 75	87,613 07
Rock	64,009 71	342,023 32
St. Croix	8,029 41	116,753 05
Sauk	48,760 24	190,512 77
Sawyer	1,804 98	29,804 98
Shawano	10,160 84	96,491 37
Sheboygan	92,947 46	377,941 69
Taylor	11,283 38	91,371 15
Trempealeau	16,791 61	90,571 55
Vernon		105,041 96
Vilas	26,358 85	75,167 15
Walworth	12,258 50	199,569 22
Washburn	2,194 01	37,899 03
Washington	4,200 24	92,592 53
Waukesha	38,290 98	196,583 03
Waupaca	11,415 05	136,361 57
Waushara	7,077 64	48,752 44
Winnebago	159,519 99	512,034 88
Wood	21,996 66	134,823 46
Total	\$2,158,218 28	\$13,343,764 51

"D"—Valuation of Property and Taxes Levied.

APPENDIX D.—Statement showing items of all county taxes, exclusive of town, city and village taxes levied in and by the several counties of the State of Wisconsin during the year ending on the 31st of December, 1901.

COUNTIES.	For county purposes.	County school tax.	Salary of Co. Supt. of Schools.	Total county taxes.
Adams	\$10,374 98	\$3,716 29	\$14,091 27
Ashland	63,888 09	6,679 46	1,200 00	71,767 55
Barron	35,983 12	10,661 13	1,000 00	47,644 25
Bayfield	42,300 00	5,000 00	800 00	48,100 00
Brown	87,839 51	19,513 14	1,000 00	108,332 65
Buffalo	17,500 00	14,975 00	800 00	33,275 00
Burnett	9,536 99	3,805 00	13,341 99
Calumet	11,210 90	7,674 74	18,885 64
Chippewa	46,700 00	13,912 00	1,400 00	62,012 00
Clark	51,758 81	11,030 58	62,789 39
Columbia	38,927 82	11,191 91	1,425 00	51,544 73
Crawford	23,503 63	7,082 13	1,106 16	31,691 92
Dane	56,649 23	25,227 00	2,400 00	84,276 23
Dodge	48,400 27	18,376 06	1,200 00	67,976 33
Door	12,415 60	8,103 28	800 00	21,318 88
Douglas	188,518 52	10,567 41	1,100 00	200,185 93
Dunn	29,022 79	10,901 12	800 00	40,723 91
Eau Claire	45,000 00	13,389 77	1,000 00	59,389 77
Florence	8,643 28	1,303 48	240 00	10,186 76
Fond du Lac	57,348 02	18,362 67	1,000 00	76,710 69
Forest	16,939 53	360 47	300 00	17,600 00
Gates	26,746 00	2,000 00	900 00	29,646 00
Grant	46,982 57	14,567 15	1,200 00	62,749 72
Green	14,766 13	8,488 30	1,033 87	24,288 30
Green Lake	23,546 00	6,471 67	950 00	30,967 67
Iowa	34,253 11	9,250 22	900 00	44,403 33
Iron	17,862 35	2,286 68	707 65	20,856 68
Jackson	24,642 43	8,770 00	1,000 00	34,412 43
Jefferson	106,323 97	14,436 58	1,100 00	121,860 55
Juneau	20,853 31	8,261 74	638 25	29,753 30
Kenosha	21,061 40	8,610 00	900 00	30,571 40
Kewaunee	16,900 00	7,796 36	800 00	25,496 36
La Crosse	73,312 50	17,075 91	1,103 18	91,491 59
Lafayette	28,221 82	8,247 27	1,200 00	37,669 09
Langlade	38,245 51	5,296 55	800 00	44,342 06
Lincoln	52,999 03	8,200 00	700 00	61,899 03
Manitowoc	75,543 16	17,762 27	93,305 43
Marathon	57,000 01	19,565 71	2,050 00	78,615 72
Marinette	83,078 79	12,233 60	800 00	96,112 39
Marquette	12,000 00	4,625 81	800 00	17,425 81
Milwaukee	560,237 53	127,225 00	1,200 00	688,662 53
Monroe	54,200 00	11,308 42	800 00	66,308 42
Oconto	22,794 13	9,125 54	1,000 00	32,919 67
Oneida	44,350 21	3,500 00	800 00	48,650 21

"D"—Valuation of Property and Taxes Levied.

APPENDIX D.—Statement showing items of all county taxes levied, etc., during the year ending on the 31st of December, 1901.—Continued.

COUNTIES.	For county purposes.	County school tax.	Salary of Co. Supt. of Schools.	Total county taxes.
Outagamie	45,093 00	21,805 00	1,000 00	67,898 00
Ozaukee	\$24,010 00	\$7,184 81	\$990 00	\$32,184 81
Pepin	10,500 00	3,156 05	500 00	14,156 05
Pierce	17,500 00	9,422 39	1,000 00	27,922 39
Polk	23,250 00	7,659 11	30,909 11
Portage	44,484 05	13,320 56	1,000 00	58,804 61
Price	36,649 35	3,394 88	800 00	40,844 23
Racine	40,043 63	17,975 00	1,000 00	59,018 63
Richland	19,151 00	9,430 00	800 00	29,381 00
Rock	66,433 80	17,425 22	2,000 00	85,859 02
St. Croix	26,130 27	11,178 97	1,175 00	38,484 24
Sauk	31,239 80	12,643 15	1,500 00	45,382 95
Sawyer	59,087 37	1,056 85	300 00	60,444 22
Shawano	31,032 38	11,548 36	1,000 00	43,580 74
Shegoygan	37,332 60	20,669 52	1,173 64	59,166 76
Taylor	39,310 73	4,580 07	800 00	44,690 80
Trempealeau	43,978 65	9,778 39	1,000 00	54,757 04
Vernon	37,006 63	11,413 34	1,200 00	49,619 97
Vilas	29,362 50	3,000 00	400 00	32,762 50
Walworth	44,664 57	9,470 39	1,200 00	55,334 96
Washburn	13,000 00	2,340 00	15,340 00
Washington	29,924 70	10,119 89	1,000 00	41,044 59
Waukesha	39,413 89	12,879 00	1,000 00	53,292 89
Waupaca	43,318 32	12,998 04	1,200 00	57,516 36
Waushara	13,095 34	6,320 099	19,416 33
Winnebago	63,334 69	25,574 56	1,100 00	90,009 25
Wood	36,611 04	11,471 35	1,250 00	49,332 39
Total	\$3,303,339 36	\$844,744 31	\$63,342 75	\$4,211,426 42

"E"—Purpose for which County Tax was Expended.

APPENDIX E.—Statement showing the purposes for which the county tax was expended in the several counties for the year ending on the 31st of December, 1900.

Counties.	Support of poor.	County buildings.	Railroad aid.
Adams	\$1,950 85	\$124 00	
Ashland	10,341 12	2,579 92	\$7,833 52
Barron	3,033 35	4,011 13	
Bayfield	2,717 41		9,250 00
Brown	9,742 50	1,000 00	12,736 50
Buffalo	1,695 74		
Burnett	140 95	1,542 98	
Calumet	881 70	180 56	
Chippewa	4,998 34	2,240 37	
Clark	3,555 '2	5,000 00	
Columbia	12,500 00		
Crawford	3,419 42	750 00	
Dane	9,969 73	1,910 90	
Dodge	1,439 28	1,045 28	
Door	450 00	300 00	3,705 00
Douglas	16,000 00	2,500 00	
Dunn		376 00	
Eau Claire	2,940 12		
Florence	1,134 24		
Fond du Lac	3,219 65	6,328 39	
Forest	283 77	132 00	
Grant		8,770 00	
Green	14,000 00		
Green Lake	779 79	7,200 00	
Iowa	4,854 98	294 64	
Iron			
Jackson	1,786 60		
Jefferson	7,600 00	3,365 00	
Juneau	4,556 95	226 42	
Kenosha	45 00		
Kewaunee	2,762 97		
La Crosse	12,000 00		
Lafayette		4,339 00	
Langlade	1,447 67	769 82	
Lincoln	3,396 35	19,523 22	
Manitowoc	1,128 81	768 29	13,000 00
Marathon	2,326 16	22,948 69	
Marinette	922 29	963 95	
Marquette	325 00	300 00	
Milwaukee	108,015 42	59,707 91	
Monroe	4,690 92	200 00	
Oconto	3,729 49	2,167 39	
Oneida			
Outagamie	3,565 77	300 00	
Ozaukee			

"E"—Purpose for which County Tax was Expended.

APPENDIX E.—Statement showing the purposes for which the county tax was expended in the several counties for the year ending on the 31st of December, 1900.—Continued.

Counties	Support of poor.	County buildings.	Railroad aid.
Pepin	600 99	500 00
Pierce	3,100 08	500 00
Polk	2,975 14	443 31
Portage	1,669 69	5,975 60	8,730 00
Price
Racine	1,540 15
Richland	4,850 88	546 83
Rock	5,475 29	11,000 00
St. Croix	1,379 00	200 00
Sauk	16,493 55	145 72
Sawyer	4,080 03
Shawano	1,688 77	2,080 66
Sheboygan	3,020 00
Taylor	516 43	2,460 75
Trempealeau	8,748 00	100 89
Vernon	6,227 59	6,257 60
Vilas
Walworth	12,500 00
Washburn	725 00	500 00
Washington	1,807 96	12,516 77
Waukesha	5,227 00
Waupaca	4,612 78	2,723 72
Waushara	1,130 16	1,330 01
Winnebago
Wood	5,780 12	17,695 97
Total	\$362,496 67	\$226,843 69	\$55,255 02

"E"—Purpose for which County Tax was Expended.

APPENDIX E.—*Statement showing the purposes for which the county tax was expended in the several counties for the year ending on the 31st of December, 1900.—Continued.*

Counties.	Roads and bridges.	Salary of county officers.	Court expenses.
Adams.....		\$2,250 00	\$287 90
Ashland.....		8,102 85	10,327 58
Barron.....	\$800 00	5,695 00	2,390 13
Bayfield.....	11,821 78	7,488 63	10,138 27
Brown.....	1,525 00	10,605 00	9,285 97
Buffalo.....	1,600 00	3,587 50	1,229 74
Burnett.....	242 75	2,300 00	575 46
Calumet.....		4,100 00	866 30
Chippewa.....	1,586 31	10,831 25	2,659 15
Clark.....	4,735 85	4,700 00	9,485 46
Columbia.....	3,278 80	8,100 00	2,500 00
Crawford.....		6,133 26	2,358 49
Dane.....		14,433 32	11,503 47
Dodge.....	5,357 00	11,825 00	4,056 43
Door.....		2,650 00	1,000 00
Douglas.....	8,000 00	14,000 00	28,000 00
Dunn.....	2,761 50	6,120 00	2,176 50
Eau Claire.....		5,700 00	11,122 71
Florence.....		4,318 39	801 23
Fond du Lac.....		11,100 00	9,091 60
Forest.....	2,111 46	2,950 00	1,483 32
Grant.....	10,574 89	8,150 00	4,000 00
Green.....		7,800 00	3,752 04
Green Lake.....		3,250 00	2,325 54
Iowa.....	900 00	5,850 00	1,844 46
Iron.....		5,680 00	1,200 00
Jackson.....	1,873 00	5,333 00	4,748 99
Jefferson.....		8,445 00	2,000 00
Juneau.....	1,966 50	5,000 00	4,742 42
Kenosha.....		8,150 00	2,470 19
Kewaunee.....		5,500 00	1,197 81
La Crosse.....	9,500 00	9,000 00	10,000 00
Lafayette.....		6,900 00	911 76
Langlade.....	228 00	6,623 45	2,406 97
Lincoln.....		5,829 72	6,074 47
Manitowoc.....	1,200 00	10,430 00	5,236 62
Marathon.....	12,210 92	13,267 71	6,295 46
Marquette.....	9,516 23	7,927 77	3,017 84
Marquette.....	150 00	3,700 00	655 00
Milwaukee.....	17,076 78	213,420 66	71,489 63
Monroe.....	6,689 06	5,100 00	1,862 69
Oconto.....		6,410 00	8,732 15
Oneida.....	10,000 00	8,000 00	1,500 00
Outagamie.....	1,848 44	8,600 00	8,213 21
Ozaukee.....	4,000 00	5,090 00	1,565 77

"E"—Purpose for which County Tax was Expended.

APPENDIX E.—Statement showing the purposes for which the county tax was expended in the several counties for the year ending on the 31st of December, 1900.—Continued.

Counties.	Roads and bridges.	Salary of county officers.	Court expenses.
Pepin.....		2,000 00	634 98
Pierce.....		4,542 00	1,683 69
Polk.....	2,046 50	4,002 53	1,196 30
Portage.....	1,750 00	5,000 00	3,736 90
Price.....	1,221 03	5,879 88	957 47
Racine.....		12,400 00	6,110 78
Richland.....		4,065 00	2,392 31
Rock.....	1,182 50	13,048 33	10,331 40
St. Croix.....	1,712 00	4,450 00	4,155 68
Sauk.....	1,799 50	7,960 00	2,649 02
Sawyer.....	10,793 82	3,416 63	4,027 63
Shawano.....	3,699 00	5,425 00	2,531 00
Sheboygan.....		7,350 00	7,862 32
Taylor.....	8,247 06	5,900 00	6,211 13
Trempealeau.....	800 00	4,510 00	431 38
Vernon.....	6,353 59	4,200 00	3,082 85
Vilas.....			
Walworth.....		5,680 00	4,000 00
Washburn.....	950 00	4,400 00	625 00
Washington.....		5,250 00	1,127 28
Waukesha.....		11,945 00	11,000 00
Waupaca.....	1,298 56	8,020 00	3,095 88
Waushara.....		3,119 99	1,580 68
Winnebago.....		22,040 00	23,565 39
Wood.....		6,500 30	3,232 56
Total.....	\$173,407 83	\$691,552 17	\$383,804 36

"E"—Purpose for which County Tax was Expended.

APPENDIX E.—Statement showing the purposes for which the county tax was expended in the several counties for the year ending on the 31st of December, 1900.—Continued.

Counties.	Sheriff's accounts.	Jail expenses.	Relief for indigent soldiers.
Adams	\$280 00		\$201 14
Ashland	7,951 36	\$1,174 95	524 27
Barron	3,226 49		979 10
Bayfield	5,545 96	5,081 08	1,100 13
Brown	3,782 95	1,725 00	1,755 00
Buffalo	668 73	470 08	
Burnett	926 67	1 40	
Calumet	624 91	125 00	847 04
Chippewa	6,842 93	313 51	2,022 86
Clark	2,379 89	541 00	587 95
Columbia	1,576 64	883 79	1,929 98
Crawford	2,064 91		598 00
Dame	1,776 60	3,565 32	3,280 50
Dodge	2,589 45	918 90	1,338 00
Door	1,800 08	160 00	300 00
Douglas	14,000 00		5,000 00
Dunn	1,702 76	500 00	812 96
Eau Claire	4,397 96		4,156 85
Florence			83 20
Fond du Lac	8,486 17		3,745 84
Forest	3,625 64		101 55
Grant	4,878 81		2,000 00
Green	3,131 22	834 35	2,095 00
Green Lake	2,900 00		800 00
Iowa	1,143 93		1,945 00
Iron	2,900 00		500 00
Jackson	2,169 81	218 14	222 73
Jefferson	4,940 22		2,611 20
Jumeau	2,251 48	829 94	700 00
Kenosha			914 00
Kewaunee	481 24	100 50	520 56
La Crosse	6,000 00		1,600 00
Lafayette	5,426 53		1,476 33
Langlade	2,852 72	115 56	522 56
Lincoln	5,661 38		
Manitowoc	4,482 68	849 50	1,768 00
Marathon	2,130 45		1,215 51
Marquette	5,589 34		3,984 23
Marquette	1,300 00		288 50
Milwaukee	15,756 78		12,614 20
Monroe	6,343 85		427 66
Oconto	1,690 23	917 18	588 00
Oneida		1,100 00	100 00
Outagamie	2,709 83	1,871 42	1,631 20

"E"—Purpose for which County Tax was Expended.

APPENDIX E.—Statement showing the purposes for which the county tax was expended in the several counties for the year ending on the 31st of Decmber, 1900.—Continued.

Counties.	Sheriff's accounts.	Jail expenses.	Relief for indigent soldiers.
Ozaukee	1,240 23	480 00	50 00
Pepin	514 07	332 80
Pierce	1,950 54	450 00	399 00
Polk	2,581 55	520 00
Portage	3,169 88	549 43	679 00
Price	541 48
Racine	6,605 60	2,000 00
Richland	1,800 84	741 95
Rock	710 24	2,601 49	3,641 00
St. Croix	2,466 27	50 00	424 07
Sauk	1,708 08	520 91
Sawyer	1,800 35	1,704 14
Shawano	1,786 79	1,209 99
Sheboygan	973 17	1,759 58	3,500 00
Taylor	1,124 14	2,000 00	167 00
Trempealeau	1,707 89	1,247 40
Vernon	2,704 00	723 00
Vilas
Walworth	7,000 00	1,600 00
Washburn	1,464 30	1,575 00	233 76
Washington	3,587 15	146 52	930 00
Waukesha	6,830 00	2,665 40
Waupaca	1,831 23	451 05	1,422 64
Waushara	1,741 70	300 00
Winnebago	3,710 25
Wood	2,095 33
Total	\$216,383 95	\$34,063 83	\$95,449 70

"E"—Purpose for which County Tax was Expended.

APPENDIX E.—Statement showing the purposes for which the county tax was expended in the several counties for the year ending on the 31st of December, 1900.—Continued.

Counties.	Interest on bonds.	Other expenses.	Total.
Adams		\$1,013 51	\$6,107 40
Ashland	\$7,833 52	16,389 09	73,058 18
Barron		8,597 91	28,733 11
Bayfield	9,250 00	15,945 16	78,338 42
Brown		52,477 08	104,636 00
Buffalo		4,894 65	14,146 44
Burnett		2,429 18	8,159 39
Calumet		4,422 89	12,048 40
Chippewa		30,706 04	62,200 76
Clark		45,531 00	76,566 87
Columbia		25,616 58	56,385 79
Crawford		9,685 65	25,009 73
Dane		34,765 77	81,205 61
Dodge		14,338 17	42,907 51
Door		4,000 00	14,365 08
Douglas		64,939 21	152,439 21
Dunn		6,112 22	20,561 94
Eau Claire		16,682 36	45,000 00
Florence		5,396 34	11,733 40
Fond du Lac		35,123 90	77,095 55
Forest		2,929 04	13,616 78
Grant		15,107 77	53,481 47
Green		7,273 33	38,885 94
Green Lake		1,350 00	18,605 33
Iowa		13,105 41	29,938 42
Iron		21,635 37	31,915 37
Jackson		8,815 82	25,168 09
Jefferson		60,704 74	89,666 16
Jumeau		7,541 19	27,814 90
Kenosha		9,361 46	20,940 65
Kewaunee		5,827 54	16,390 62
La Crosse	1,600 00	36,312 00	86,012 00
Lafayette		29,408 63	48,462 25
Langlade		12,532 07	27,498 82
Lincoln		7,293 04	47,778 18
Manitowoc		36,258 46	75,122 36
Marathon	3,775 00	62,485 08	126,654 98
Marinette		2,986 48	34,908 13
Marquette		9,081 50	15,800 00
Milwaukee		258,802 05	756,883 43
Monroe		60,916 72	86,230 90
Oconto		12,178 17	36,412 61
Oneida		19,300 00	40,000 00
Outagamie		37,823 29	66,563 16
Ozaukee		3,574 00	16,000 00

"E"—Purpose for which County Tax was Expended.

APPENDIX E.—Statement showing the purposes for which the county tax was expended in the several counties for the year ending on the 31st of December, 1900.—Continued.

Counties.	Interest on bonds.	Other expenses.	Total.
Pepin		2,000 00	6,582 84
Pierce		6,899 15	19,524 46
Polk		4,519 62	18,284 95
Portage		2,108 34	33,368 84
Price		38,284 12	46,883 98
Racine		19,548 56	48,205 09
Richland		7,721 75	22,119 56
Rock		11,194 81	59,185 06
St. Croix		14,264 59	29,101 61
Sauk		3,661 22	34,938 00
Sawyer		13,818 14	39,640 74
Shawano		4,644 09	23,065 30
Sheboygan		17,432 83	41,897 90
Taylor		9,732 51	36,359 02
Trempealeau		22,825 34	40,370 90
Vernon		20,065 34	49,613 97
Vilas			
Walworth		15,332 44	46,112 44
Washburn		4,851 94	15,325 00
Washington		14,055 00	39,420 68
Waukesha		13,267 95	50,935 35
Waupaca		28,536 61	51,992 47
Waushara		15,799 47	25,002 01
Winnebago			49,315 64
Wood		15,966 57	51,270 85
Total	\$22,458 52	\$1,438,250 26	\$3,699,966 00

"E"—Purpose for which County Tax was Expended.

APPENDIX E.—*Statement showing the purposes for which the county tax was expended in the several counties for the year ending on the 31st day of December, 1901.*

COUNTIES.	Support of poor.	County buildings.	Railroad aid.
Adams	\$2,051 01	\$50 00
Ashland	11,143 78	2,277 17	\$6,537 12
Barron	2,897 93	33,941 98
Bayfield	10,990 26
Brown	7,507 34	12,285 00	9,765 00
Buffalo	1,688 19
Burnett	259 07	1,113 84
Calumet	812 25	790 00
Chippewa	5,182 08	3,441 43
Clark	3,036 68
Columbia	12,493 40	2,500 00
Crawford	3,254 32	208 85
Dane	12,144 36	4,500 00
Dodge	1,602 32	678 99
Door	478 00	300 00	4,785 00
Douglas	33,350 81	9,103 76
Dunn	452 32
Eau Claire	4,406 96
Florence	994 22
Fond du Lac	3,614 05	5,130 54
Forest	241 17	306 19
Gates
Grant	2,000 00	200 00
Green	14,000 00	4,382 00
Green Lake	752 46	6,200 00
Iowa	3,559 02	12,968 08
Iron	1,512 75
Jackson	1,835 46
Jefferson	7,500 00	1,375 00
Juneau	4,674 17	334 17
Kenosha	46 99	8,599 47
Kewaunee	2,600 39	319 00
La Crosse	12,000 00
Lafayette	3,744 27	4,065 55
Langlade	3,884 10	1,092 73
Lincoln	6,442 40	16,981 41
Manitowoc	3,265 17	1,317 06	14,000 00
Marathon	2,720 56
Marquette	1,519 44	3,783 73
Marquette	350 00	275 00
Milwaukee	115,389 77	64,679 31
Monroe	3,726 41
Oconto	4,173 98	1,182 00
Oneida	\$1,272 28
Outagamie	2,335 53	\$950 00

“E”—Purpose for which County Tax was Expended.

APPENDIX E.—Statement showing the purposes for which the county tax was expended, etc., 1901.—Continued.

COUNTIES.	Support of poor.	County buildings.	Railroad aid.
Ozaukee		7,500 69	
Pepin	134 28	325 00	
Pierce	4,000 65	500 00	
Polk	1,128 24	1,000 00	
Portage	1,757 51	1,400 00	\$238 00
Price			
Racine	2,066 00		
Richland	4,259 74	100 00	
Rock	5,175 61	4,966 54	
St. Croix	1,910 50	4,595 95	
Sauk	16,292 00	608 62	
Sawyer	4,122 40		
Shawano	1,870 91	3,890 00	
Sheboygan	3,464 07		
Taylor	1,025 56		
Trempealeau	5,338 40	155 36	
Vernon	4,360 00	3,079 00	
Vilas	2,100 00	1,913 77	
Walworth	13,500 00	7,500 00	
Washburn	900 00	600 00	
washington	1,678 76	8,055 53	
Waukesha	1,183 19		
Waupaca	4,434 23	415 91	
Waushara	594 13		
Winnebago	4,809 64	3,000 00	
Wood	6,064 35	4,941 31	
Total	\$408,410 77	\$261,845 01	\$58,887 12

"E"—Purpose for which County Tax was Expended.

APPENDIX E.—Statement showing the purposes for which the county tax was expended, etc., 1901.—Continued.

COUNTIES.	Roads and bridges.	Salary of county officers.	Court expenses.
Adams		\$2,250 00	\$1,598 40
Ashland	\$9,787 12	11,027 93	13,263 85
Barron	4,063 00	5,922 50	1,206 85
Bayfield	94 94	8,700 00	6,223 14
Brown	2,810 00	9,480 00	10,250 00
Buffalo	1,352 50	3,830 37	3,823 58
Burnett	794 00	2,500 00	549 05
Calumet		4,100 00	870 22
Chippewa	170 52	11,639 00	4,068 22
Clark	7,189 80	4,700 00	11,488 34
Columbia	3,289 77	10,800 00	584 30
Crawford		7,370 38	2,316 64
Dane		14,453 12	5,659 23
Dodge	7,434 00	11,825 00	6,941 66
Door		2,650 00	1,978 77
Douglas	8,116 09	16,180 40	36,693 76
Dunn	3,445 00	5,430 00	697 94
Eau Claire		5,700 00	7,512 92
Florence	260 27	3,756 67	1,123 63
Fond du Lac		11,450 00	5,896 46
Forest	3,300 00	7,567 17	1,051 10
Gates		2,641 64	
Grant	11,783 36	7,900 00	3,500 00
Green	1,000 00	7,994 93	2,109 67
Green Lake		4,150 00	1,073 82
Iowa	170 80	5,500 00	2,560 70
Iron		5,756 68	1,928 25
Jackson	3,514 48	5,400 00	3,426 62
Jefferson	800 00	8,945 00	2,500 00
Juneau	1,762 00	5,000 00	1,005 63
Kenosha		8,600 00	1,136 86
Kewaunee		4,832 34	2,470 74
La Crosse	8,612 50	11,000 00	10,000 00
Lafayette	1,107 00	5,860 00	1,956 68
Langlade	2,923 77	6,199 96	2,592 63
Lincoln	5,055 50	5,815 17	6,441 47
Manitowoc	3,591 00	10,480 00	5,156 78
Marathon	15,293 54	14,120 85	7,310 02
Marinette	10,652 67	8,045 00	3,938 62
Marquette	125 00	3,750 00	1,159 28
Milwaukee	10,754 17	225,397 86	71,072 60
Monroe	4,763 14	7,100 00	2,789 69
Oconto		6,439 25	3,618 79
Oneida	\$18,874 98	\$8,523 76	\$7,882 29
Outagamie	3,423 42	8,600 00	10,659 11
Ozaukee		5,111 25	1,775 06
Pepin		2,000 00	3,937 01

"E"—Purpose for which County Tax was Expended.

APPENDIX E.—Statement showing the purposes for which the county tax was expended, etc., 1901.—Continued.

COUNTIES.	Roads and bridges.	Salary of county officers.	Court expenses.
Pierce	600 00	5,463 28	2,087 67
Polk	1,941 00	4,155 34	3,105 78
Portage	550 00	5,000 00	5,713 42
Price	6,046 66	922 77
Racine	12,400 00	5,757 01
Richland	2,731 09	2,698 20
Rock	7,040 00	13,048 33	10,016 73
St. Croix	3,062 00	4,810 00	3,950 43
Sauk	3,302 00	6,360 00	1,843 96
Sawyer	14,118 76	5,057 18	329 74
Shawano	3,490 36	5,800 00	3,501 84
Sheboygan	7,350 00	4,105 98
Taylor	9,629 12	5,045 97	1,591 67
Trempealeau	6,518 62	4,640 00	2,311 65
Vernon	7,119 48	4,860 00	3,000 00
Vilas	3,000 00	6,580 00	3,275 00
Walworth	7,840 00	4,600 00
Washburn	1,150 00	4,825 00	600 00
Washington	3,470 00	5,288 51	1,963 52
Waukesha	11,945 00	11,000 00	5,056 81
Waupaca	6,421 86	5,300 00	5,680 29
Waushara	3,063 00	4,332 26
Winnebago	850 00	19,950 00	15,000 00
Wood	6,584 60	1,708 01
Total	\$240,522 54	\$719,695 19	\$378,553 12

"E"—Purpose for which County Tax was Expended.

APPENDIX E.—Statement showing the purposes for which the county tax was expended, etc., 1901.—Continued.

COUNTIES.	Sheriff's accounts.	Jail expenses.	Relief of indigent sailors and soldiers.
Adams	\$1,000 00	\$159 00	\$490 12
Ashland	4,977 34	3,108 99	506 37
Barron	1,583 96	2,095 58	938 35
Bayfield	7,742 96	3,677 46	584 26
Brown	2,675 00	1,500 00	1,768 60
Buffalo	1,690 52	62 70	
Burnett	935 34	17 70	3 00
Calumet	567 81		860 97
Chippewa	5,223 81		2,247 50
Clark	2,888 80	637 38	477 80
Columbia	932 69	512 20	1,439 11
Crawford	2,241 88		
Dane	1,682 32	3,000 00	3,719 00
Dodge	2,750 28	744 60	1,300 00
Door	1,397 79	256 00	450 00
Douglas	28,712 20		3,000 00
Dunn	2,022 07	500 00	854 50
Eau Claire	4,248 81		3,850 00
Florence	394 08	349 08	124 50
Fond du Lac	8,788 19		3,645 34
Forest	3,739 77		360 00
Gates			
Grant	5,727 79		2,000 00
Green	1,568 10	677 50	1,800 00
Green Lake	2,900 00		800 00
Iowa	1,377 40		1,920 00
Iron		2,808 27	278 39
Jackson	1,785 92		343 56
Jefferson	4,997 97		2,700 00
Juneau	1,885 81	1,041 36	395 00
Kenosha			569 70
Kewaunee	1,514 69	570 85	615 16
La Crosse	6,000 00		1,600 00
Lafayette	4,693 36		1,342 06
Langlade	4,421 20	67 85	693 05
Lincoln	4,775 01	111 05	
Manitowoc	3,517 35	947 98	1,642 33
Marathon	2,250 22		1,301 12
Marinette	7,748 71	367 92	3,000 00
Marquette	1,150 00	50 00	272 18
Milwaukee	21,082 76		12,667 30
Monroe	581 84	626 40	752 20
Oconto	2,358 46	1,319 82	688 00
Oneida	\$1,405 77	\$1,567 09	\$57 45
Outagamie	3,730 12		2,909 00
Ozaukee	1,640 50	785 50	50 00

"E"—Purpose for which County Tax was Expended.

APPENDIX E.—Statement showing the purposes for which the county tax was expended, etc., 1901.—Continued.

COUNTIES.	Sheriff's accounts.	Jail expenses.	Relief of indigent sailors and soldiers.
Pepin	500 74	212 00	200 95
Pierce	1,231 01	400 00	526 75
Polk	2,871 80	780 00
Portage	2,260 25	621 93	687 15
Price	630 13
Racine	4,495 04	2,046 00
Rice land	1,446 06	635 00	375 16
Rock	1,035 55	2,798 48	3,488 00
St. Croix	2,821 72	68 69	413 63
Sauk	1,172 06	827 64	634 60
Sawyer	1,835 30	1,866 87
Shawano	706 10	1,136 00	1,111 34
Sheboygan	6,872 86	3,500 00
Taylor	2,656 30	300 00
Trempealeau	1,268 70	1,397 11	321 00
Vernon	3,200 00	869 24
Vilas	2,404 82
Walworth	2,420 00	2,080 00	1,500 00
Washburn	2,350 00	500 00	350 00
Washington	3,346 52	170 03	606 00
Waukesha	3,223 08
Waupaca	2,640 83	320 76	1,273 50
Waushara	1,400 00	300 00
Winnebago	6,366 66	3,713 00
Wood	3,392 64
Total	\$231,403 56	\$43,819 87	\$88,642 37

"E"—Purpose for which County Tax was Expended.

APPENDIX E.—Statement showing the purposes for which the county tax was expended, etc., 1901.—Continued.

COUNTIES.	All other county expenses.	Total.
Adams	\$1,905 30	\$9,503 83
Ashland	15,162 87	77,792 54
Barron	8,785 57	61,435 72
Bayfield	15,942 94	53,955 96
Brown	50,311 71	108,352 65
Buffalo	4,993 48	17,441 34
Burnett	4,108 31	10,280 31
Calumet	4,687 47	12,688 72
Chippewa	29,738 94	61,711 50
Clark	44,269 39	74,688 19
Columbia	25,619 32	58,170 79
Crawford	1,150 00	16,542 07
Dame	39,158 08	84,316 11
Dodge	15,123 42	48,400 27
Door	500 95	12,796 51
Douglas	39,591 66	174,748 68
Dunn	7,359 33	20,761 16
Eau Claire	19,281 31	45,000 00
Florence	3,915 69	10,918 14
Fond du Lac	19,770 04	58,294 62
Forest	1,822 02	18,387 42
Gates	1,667 39	4,309 03
Grant	1,411 26	34,522 41
Green	10,092 54	43,624 74
Green Lake	7,268 41	23,144 69
Iowa	16,347 33	44,403 33
Iron	12,969 04	25,253 38
Jackson	15,033 48	31,339 52
Jefferson	93,042 58	121,860 55
Juneau	4,655 04	20,753 18
Kenosha	7,261 84	26,214 86
Kewaunee	4,055 20	16,978 37
La Crosse	24,100 00	73,312 50
Lafayette	26,206 88	48,375 80
Langlade	18,824 39	40,699 68
Lincoln	8,673 19	54,295 20
Manitowoc	34,930 27	78,847 94
Marathon	14,003 70	57,000 01
Marinette	14,319 96	53,376 05
Marquette	5,668 54	12,800 00
Milwaukee	263,694 96	784,738 73
Monroe	41,478 28	61,817 96
Oconto	13,139 37	32,919 67
Oneida	\$19,505 65	\$59,089 27
Outagamie	44,884 60	77,491 78

"E"—Purpose for which County Tax was Expended.

APPENDIX E.—*Statement showing the purposes for which the county tax was expended, etc., 1901.—Continued.*

COUNTIES.	All other county expenses.	Total.
Ozaukee	8,137 00	25,000 00
Pepin	2,608 66	9,918 64
Pierce	7,263 54	22,072 90
Polk	8,655 29	23,637 45
Portage	17,509 63	59,299 89
Price	22,776 95	30,376 51
Racine	31,954 58	59,018 63
Richland	7,136 00	19,381 25
Rock	27,835 62	75,404 86
St. Croix	29,725 49	51,358 41
Sauk	1,805 76	32,846 64
Sawyer	8,004 56	35,334 81
Shawano	4,304 14	25,810 69
Sheboygan	12,039 69	37,332 60
Taylor	12,429 18	32,677 80
Trempealeau	34,986 12	56,936 96
Vernon	7,513 65	34,001 37
Vilas	5,922 35	25,195 94
Walworth	8,416 88	47,856 88
Washburn	4,065 00	15,340 00
Washington	4,467 07	29,045 94
Waukesha	8,005 81	40,413 89
Waupaca	31,028 98	57,516 36
Waushara	9,726 94	19,416 33
Winnebago	30,502 59	84,191 89
Wood	10,879 19	33,570 10
Total	\$1,414,132 37	\$3,846,311 92

"F"—Indebtedness of Cities, etc.

APPENDIX F.—*Statement showing bonded and other indebtedness of towns, cities, villages and school districts, in the several counties December 31, 1900, as returned to the Secretary of State, pursuant to section 1017, W. S.*

Counties.	Railroad aid.	Roads and bridges.	Interest unpaid.
Adams			\$16 89
Ashland		\$2,000 00	350 00
Barron	\$3,800 00		54 95
Bayfield	15,000 00		
Brown	6,147 09	50,075 00	24 50
Buffalo	7,800 00		
Burnett			17 50
Calumet	35,000 00	600 00	1,162 50
Chippewa			
Clark		21,225 00	2,022 79
Columbia			2,500 00
Crawford	2,800 00		
Dame	92,000 00	1,500 00	925 39
Dodge	1,500 00		265 00
Door	11,400 00		
Douglas		50,000 00	
Dunn	4,000 00		
Eau Claire		110,000 00	634 00
Florence			
Fond du Lac	60,000 00		3,080 00
Forest			
Grant			1,212 94
Green			
Green Lake			300 00
Iowa			178 50
Iron			
Jackson	9,500 00	450 00	120 00
Jefferson			1,095 50
Juneau	1,000 00		619 95
Kenosha	170,000 00		
Kewaunee	50,400 00		
La Crosse		87,900 00	167 00
Lafayette	4,500 00		
Langlade		5,250 00	35 00
Lincoln	13,750 00	19,337 50	154 79
Manitowoc	\$39,000 00	\$31,000 00	
Marathon		4,690 00	
Marinette		22,184 50	2,073 67
Marquette			12 00
Milwaukee		314,000 00	885 00
Monroe		3,644 70	
Oconto			
Oneida			28 00
Outagamie		64,240 00	4,175 90
Ozaukee			

"F"—Indebtedness of Cities, etc.

APPENDIX F.—*Statement showing bonded and other indebtedness of towns, cities, villages and school districts, in the several counties of the state, December 31, 1900.—Continued.*

Counties.	Railroad aid.	Roads and bridges.	Interest unpaid.
Pepin			236 25
Pierce		100 00	286 00
Polk	3,000 00	637 00
Portage	12,000 00	304 67
Price			400 00
Racine	98,000 00	
Richland	8,000 00	
Rock		1,914 67	165 00
St. Croix		200 00	2,244 00
Sauk		12,500 00
Sawyer
Shawano		6,920 00	300 00
Sheboygan	50,000 00	11,000 00
Taylor			20 00
Trempealeau	6,717 95	6,000 00	440 42
Vernon	8,950 00		636 40
Vilas
Walworth			550 00
Washburn
Washington
Waukesha			3,040 00
Waupaca	6,000 00	8,450 00	220 50
Waushara	19,000 00	200 00	312 00
Winnebago		63,450 00
Wood		2,300 00	18 00
Total	\$739,265 04	\$902,073 04	\$30,944 34

"F"—Indebtedness of Cities, etc.

APPENDIX F.—Statement showing bonded and other indebtedness of towns, cities, villages and school districts, in the several counties of the state, December 31, 1900.—Continued.

Counties.	Other purposes.	Total bonded indebtedness of towns, cities and villages.
Adams	\$350 00	\$366 89
Ashland	462,645 94	464,995 94
Barron	6,100 00	9,954 95
Bayfield	40,000 00	55,000 00
Brown	46,460 00	102,706 59
Buffalo		7,800 00
Burnett	600 00	617 50
Calumet	1,500 00	38,262 50
Chippewa	141,396 15	141,396 15
Clark	10,562 55	33,810 34
Columbia	66,000 00	68,500 00
Crawford		2,800 00
Dane	295,650 00	390,075 39
Dodge	48,600 00	50,365 00
Door		11,400 00
Douglas	1,378,548 75	1,428,548 75
Dunn		4,000 00
Eau Claire	153,850 00	264,484 00
Florence		
Fond du Lac	49,400 00	112,480 00
Forest		
Grant	62,955 00	64,167 94
Green		
Green Lake	6,000 00	6,300 00
Iowa	42,200 00	42,378 50
Iron	48,688 24	48,688 24
Jackson	10,500 00	20,570 00
Jefferson	48,650 00	49,709 50
Juneau	18,075 00	19,694 95
Kenosha		170,000 00
Kewaunee		50,400 00
La Crosse	365,200 00	453,267 00
Lafayette	5,100 00	9,600 00
Langlade	10,800 00	16,085 00
Lincoln	19,500 00	52,742 29
Manitowoc	32,000 00	102,000 00
Marathon	123,558 33	128,248 33
Marinette	102,050 00	126,308 17
Marquette	300 00	312 00
Milwaukee	5,504,250 00	5,819 135 00
Monroe	35,418 10	39,062 80
Oconto		
Oneida	33,220 00	33,248 00

"F"—*Indebtedness of Cities, etc.*

APPENDIX F.—*Statement showing bonded and other indebtedness of towns, cities, villages and school districts, in the several counties of the state, December 31, 1900.*—Continued.

Counties.	Other purposes.	Total bonded indebtedness of towns, cities and villages.
Outagamie	60,900 00	129,315 90
Ozaukee		
Pepin		236 25
Pierce	34,716 47	35,102 47
Polk		3,637 00
Portage	11,050 00	23,354,67
Price	4,666 66	4,666 66
Racine	120,500 00	218,900 00
Richland	9,500 00	17,500 00
Rock	66,000 00	68,079 67
St. Croix	66,082 00	68,526 00
Sauk	75,450 00	87,950 00
Sawyer		
Shawano	15,000 00	22,220 00
Sheboygan	177,800 00	238,800 00
Taylor	3,750 00	3,770 00
Trempealeau	18,000 00	31,158 37
Vernon	16,025 00	25,611 40
Vilas	7,000 00	7,000 00
Walworth	66,000 00	66,550 00
Washburn		
Washington	22,000 00	22,000 00
Waukesha	112,164 64	115,204 64
Waupaca	31,186 66	45,857 16
Waushara	6,000 00	25,512 00
Winnebago	370,653 54	434,103 54
Wood	31,716,10	34,034 10
Total	\$10,496,289 13	\$12,168,571 55

"F"—*Indebtedness of Cities, etc.*

APPENDIX F.—*Statement showing bonded and other indebtedness of towns, cities, villages and school districts, in the several counties of the state, December 31, 1900.*—Continued.

Counties.	Indebtedness of school districts or for school purposes.	All other indebtedness of towns, cities and villages.	Total indebtedness of towns, cities and villages.
Adams	\$1,019 67	\$1,386 56
Ashland	2,800 00	\$27,209 56	\$495,005 50
Barron	15,480 11	10,380 39	35,815 45
Bayfield	38,500 00	40,573 46	134,073 46
Brown	84,224 91	5,916 66	192,848 16
Buffalo	2,100 00	9,900 00
Burnett	717 59	1,335 09
Calumet	103 87	4,200 00	42,566 37
Chippewa	7,135 00	5,815 87	154,347 02
Clark	5,387 68	3,382 00	42,580 02
Columbia	32,456 30	400 00	101,356 30
Crawford	15,058 73	131 68	17,990 41
Dane	83,666 49	3,273 50	477,015 38
Dodge	20,199 98	36,759 40	107,324 38
Door	3,731 00	950 00	16,081 00
Douglas	217,500 00	1,646,048 75
Dunn	36,590 20	1,373 00	41,963 20
Eau Claire	1,953 62	215 00	266,652 62
Florence	8,500 00	3,500 00	12,000 00
Fond du Lac	76,413 21	26,000 00	214,893 21
Forest	62 00	1 90	63 90
Grant	14,862 58	10,631 88	89,662 40
Green	4,550 00	500 00	5,050 00
Green Lake	2,017 00	13,640 92	21,957 92
Iowa	10,317 64	5,402 71	58,098 85
Iron	11,500 00	24,947 62	85,135 86
Jackson	13,440 50	500 00	34,510 50
Jefferson	34,254 96	21,800 00	105,764 46
Juneau	34,740 17	21,075 00	75,510 12
Kenosha	170,000 00
Kewaunee	1,494 08	4,287 00	56,181 08
La Crosse	121,400 00	574,667 00
Lafayette	18,829 10	5,000 00	33,429 10
Langlade	30,331 64	400 00	46,816 64
Lincoln	840 00	19,985 00	73,567 29
Manitowoc	\$6,400 94	\$2,500 00	\$110,900 94
Marathon	15,368 43	48,430 00	192,046 76
Marinette	1,220 20	37,830 78	165,359 15
Marquette	3,616 80	3,928 80
Milwaukee	34,622 72	218,607 22	6,072,364 94
Monroe	29,693 52	17,863 62	86,619 94
Oconto	25,072 58	23,971 00	49,043 58

“F”—Indebtedness of Cities, etc.

APPENDIX F.—Statement showing bonded and other indebtedness of towns, cities, villages and school districts, in the several counties of the state, December 31, 1900.—Continued.

Counties.	Indebtedness of school districts or for school purposes.	All other indebtedness of towns, cities and villages.	Total indebtedness of towns, cities and villages.
Oneida	4,550 00	37,798 00
Outagamie	39,900 21	1,226 00	170,442 11
Ozaukee	7,741 29	7,741 29
Pepin	1,100 00	3,000 00	4,336 25
Pierce	7,614 95	1,925 00	44,642 42
Polk	6,447 47	5,733 00	15,817 47
Portage	42,868 24	28,440 02	94,662 93
Price	4,327 99	3,336 36	12,331 01
Racine	169,150 00	388,050 00
Richland	3,454 68	620 00	21,574 68
Rock	10,000 00	26,200 00	104,279 67
St. Croix	6,805 63	1,911 40	77,243 03
Sauk	6,081 54	1,460 00	95,491 54
Sawyer
Shawano	11,975 41	34,195 41
Sheboygan	52,509 45	7,000 00	298,309 45
Taylor	1,851 82	5,390 00	11,011 82
Trempealeau	3,109 85	9,400 00	43,668 22
Vernon	20,164 95	1,980 00	47,756 35
Vilas	47,469 28	54,469 28
Walworth	45,134 53	11,131 98	122,816 51
Washburn	2,250 00	1,600 00	3,850 00
Washington	15,800 00	522 50	38,322 50
Waukesha	63,026 00	4,885 00	183,115 64
Waupaca	23,996 38	2,451 70	72,305 24
Waushara	602 19	8,000 00	34,114 19
Winnebago	96,330 00	37,000 00	567,433 54
Wood	29,291 99	400 00	63,726 09
Total	\$1,744,257 79	\$858,537 41	\$14,771,366 75

"F"—Indebtedness of Cities, etc.

APPENDIX F.—Statement showing bonded and other indebtedness of towns, cities, villages and school districts, in the several counties December 31, 1901, as returned to the Secretary of State, pursuant to section 1017, W. S.

COUNTIES.	Railroad aid.	Roads and bridges.	Interest unpaid.
Adams			\$10 08
Ashland		\$3,000 00	280 00
Barron	\$3,325 00	2,000 00	85 00
Bayfield	17,016 50		
Brown	70 92	44,620 00	19 25
Buffalo	7,800 00		
Burnett			14 00
Calumet	35,000 00		1,175 00
Chippewa			
Clark		30,161 00	1,015 97
Columbia		872 05	2,495 00
Crawford	500 00	30 00	
Dane	1,000 00	1,500 00	500 00
Dodge	500 00	800 00	375 00
Door	10,800 00		
Douglas		58,348 00	47,206 15
Dunn			
Eau Claire		112,250 00	650 00
Florence			
Fond du Lac	60,000 00		525 00
Forest			
Gates			
Grant	480 00		1,000 00
Green			
Green Lake			
Iowa	2,450 00		450 00
Iron			
Jackson	9,500 00	300 00	
Jefferson		5,200 00	1,086 00
Jumeau			
Kenosha			
Kewaunee	37,600 00		
La Crosse		85,515 00	
Lafayette	3,000 00		
Langlade		1,200 00	3,552 50
Lincoln	7,350 00	28,275 00	270 00
Manitowoc	35,000 00	12,950 00	
Marathon		2,780 40	
Marquette		20,300 00	1,753 34
Marquette			
Milwaukee		523,750 00	4,920 00
Monroe		3,000 00	627 33
Monroe		340 00	
Oconto		\$4,000 00	\$80 00
Oneida		66,975 00	75 00
Oufagamie			
Ozaukee			

"F"—*Indebtedness of Cities, etc.*

APPENDIX F.—*Statement showing all bonded and other indebtedness of the several towns, cities and villages, December 31, 1901.—Continued.*

COUNTIES.	Railroad aid.	Roads and bridges.	Interest unpaid.
Pepin			
Pierce			88 00
Polk		6,370 00	
Portage	\$11,500 00	26,833 00	3,935 00
Price			
Racine	98,000 00		300 00
Richland	7,000 00		78 00
Rock		25,583 75	4,737 50
St. Croix	735 00		
Sauk		9,500 00	706 25
Sawyer			
Shawano		8,850 00	
Sheboygan	50,000 00	1,640 00	
Taylor		3,700 00	
Trempealeau	3,589 77	7,335 00	315 00
Vernon	7,600 00		292 60
Vilas			
Walworth			620 00
Washburn		700 00	
Washington			250 00
Waukesha			2,960 00
Waupaca	5,000 00	7,700 00	60 00
Waushara	19,000 00		955 00
Winnebago		56,917 02	
Wood		4,600 00	3,722 95
Total	\$433,817 19	\$1,167,895 22	\$87,184 92

"F"—Indebtedness of Cities, etc.

APPENDIX F.—Statement showing all bonded and other indebtedness of the several towns, cities, villages and school districts, December 31, 1901.—Continued.

COUNTIES.	Other purposes.	Total bonded indebtedness of towns, cities and villages.	Indebtedness of school districts or for school purposes.
Adams	\$268 00	\$278 08	\$2,387 54
Ashland	453,766 93	457,046 93	8,400 00
Barron	9,529 00	14,939 00	8,242 49
Bayfield	38,026 57	55,043 07	31,560 00
Brown	113,350 00	158,060 17	48,479 39
Buffalo	18,000 00	25,800 00	1,910 90
Burnette	1,000 00	1,014 00	1,160 67
Calumet	1,000 00	37,175 00	37 76
Chippewa	148,932 46	148,932 46	12,186 47
Clark	14,045 00	45,221 97	11,690 32
Columbia	77,350 00	80,717 05	68,212 00
Crawford		530 00	13,789 76
Dane	458,665 00	461,665 00	14,257 87
Dodge	43,666 67	45,341 67	15,500 00
Door	1,000 00	11,800 00	23,016 00
Douglas	1,291,122 94	1,396,677 09	220,500 00
Dunn	791 75	791 75	31,326 06
Eau Claire	151,300 00	264,200 00	33,473 00
Florence			7,583 50
Fond du Lac	77,000 00	137,525 00	85,100 00
Forest			8,700 00
Gates			9,989 39
Grant	47,600 00	49,080 00	25,331 11
Green	77 65	77 65	2,550 00
Green Lake	7,000 00	7,000 00	1,655 00
Iowa	37,300 00	40,200 00	10,321 16
Iron	35,306 00	35,306 00	
Jackson	18,320 00	28,120 00	12,581 90
Jefferson	136,846 08	143,132 08	23,132 93
Juneau	28,938 40	28,938 40	32,743 31
Kenosha			
Kewaunee		37,600 00	1,461 34
La Crosse	355,010 00	440,525 00	139,050 00
Lafayette	5,190 00	8,190 00	21,745 43
Langlade	1,700 00	6,452 50	3,458 49
Lincoln	22,217 00	58,112 00	48,680 00
Manitowoc	45,700 00	93,650 00	42,471 64
Marathon	141,525 00	144,305 40	12,754 21
Marquette	95,000 00	117,053 34	4,442 00
Marquette			
Milwaukee	5,855,630 00	6,384,300 00	16,363 20
Monroe	48,100 00	51,727 33	30,394 90
Oconto	12,281 25	12,621 25	23,039 35

"F"—Indebtedness of Cities, etc.

APPENDIX F.—Statement showing all bonded and other indebtedness of the several towns, cities, villages and school districts, December 31, 1901.—Continued.

COUNTIES.	Other purposes.	Total bonded indebtedness of towns, cities and villages.	Indebtedness of school districts or for school purposes.
Oneida	\$29,200 00	\$33,280 00	\$1,360 00
Outagamie	49,432 21	116,482 27	105,878 22
Ozaukee			2,079 24
Pepin			2,500 00
Pierce	32,322 00	32,410 00	7,589 80
Polk	3,500 00	9,870 00	5,999 35
Portage	12,000 00	54,268 00	41,721 20
Price	4,749 98	4,749 98	691 50
Racine	6,000 00	104,300 00	219,005 00
Richard	11,255 00	18,333 00	2,643 74
Rock	86,509 25	116,830 50	49,000 00
St. Croix	66,747 00	67,482 00	4,205 73
Sauk	70,678 00	80,884 25	10,668 75
Sawyer			
Shawano	15,200 00	24,050 00	7,872 90
Sheboygan	167,500 00	219,140 00	53,900 03
Taylor	3,500 00	7,200 00	2,626 04
Trempealeau	14,150 00	25,389 77	5,483 90
Vernon	16,005 00	23,897 60	59,870 50
Vilas			
Walworth	64,000 00	64,620 00	48,090 03
Washburn		700 00	4,839 36
Washington	34,000 00	34,250 00	3,000 00
Waukesha	157,600 00	160,060 00	11,900 00
Waupaca	21,700 00	34,460 00	27,155 10
Waushara	500 00	20,455 00	500 00
Winnebago	480,583 30	537,500 32	39,929 14
Wood	84,026 59	92,349 54	25,409 82
Total	\$11,223,714 09	\$12,912,611 42	\$1,195,570 78

"F"—Indebtedness of Cities, etc.

APPENDIX F.—Statement showing all bonded and other indebtedness of the several towns, cities and villages, December 31, 1901.—Continued.

COUNTIES.	All other indebtedness of towns, cities and villages.	Total indebtedness of towns, cities and villages.
Adams		\$2,665 62
Ashland	\$18,969 06	484,415 99
Barron	1,000 00	24,181 49
Bayfield	28,513 62	115,116 69
Brown	600 00	207,139 56
Buffalo	1,045 00	28,755 90
Burnette		2,174 67
Calumet	5,180 00	42,392 76
Chippewa	17,975 00	179,093 93
Clark	1,265 57	58,177 86
Columbia	1,150 00	150,079 05
Crawford	1,494 13	15,813 89
Dane	4,827 62	480,750 49
Dodge	43,050 44	103,892 11
Door	350 00	35,166 00
Douglas	57,597 80	1,674,774 89
Dunn		32,117 81
Eau Claire	2,300 00	299,973 00
Florence	2,307 50	9,891 00
Fond du Lac	8,725 00	231,350 00
Forest		8,700 00
Gates	5,065 82	15,055 21
Grant	1,777 95	76,189 06
Green	1,150 00	3,777 65
Green Lake	10,198 28	18,853 28
Iowa	5,000 00	55,521 16
Iron		35,306 00
Jackson	1,560 07	42,261 97
Jefferson	31,485 00	197,750 01
Juneau	9,786 97	71,468 68
Kenosha		
Kewaunee	11,091 00	50,152 34
La Crosse		579,575 00
Lafayette	4,000 00	33,935 43
Langlade	36,821 30	46,732 29
Lincoln	7,899 00	114,691 00
Manitowoc	5,700 00	141,821 64
Marathon	38,915 00	195,974 61
Marinette	44,031 64	165,526 98
Marquette	2,824 80	2,824 80
Milwaukee	8,219 10	6,408,882 30
Monroe	27,959 10	110,081 33
Oconto	1,000 00	36,660 60
Oneida		\$34,640 00

"F"—Indebtedness of Cities, etc.

APPENDIX F.—Statement showing all bonded and other indebtedness of the several towns, cities and villages, December 31, 1901.—Continued.

COUNTIES.	All other indebtedness of towns, cities and villages.	Total indebtedness of towns, cities and villages.
Outagamie	\$1,536 68	223,897 17
Ozaukee		2,079 24
Pepin	957 50	3,457 50
Pierce	2,189 00	42,188 80
Polk	250 00	16,119 35
Portage	2,041 66	98,030 86
Price	1,012 33	6,453 81
Racine	158,140 00	481,445 00
Richland	538 77	21,515 51
Rock	5,300 00	171,130 50
St. Croix	212 00	71,859 73
Sauk	172 00	91,725 00
Sawyer		
Shawano	1,700 00	33,622 90
Sheboygan	6,000 00	279,040 03
Taylor	1,378 45	11,204 49
Trempealeau	3,540 38	34,414 05
Vernon	731 46	84,499 56
Vilas		
Walworth		112,710 03
Washburn	4,126 74	9,666 10
Washington	424 00	37,674 00
Waukesha	400 00	172,860 00
Waupaca	6,000 00	67,615 10
Waushara		20,955 00
Winnebago	758 09	578,187 55
Wood	2,061 75	119,821 11
Total	\$1,308,334 24	\$15,416,516 44

"G"—Bonded and other Indebtedness.

APPENDIX G.—Statement showing all bonded and other indebtedness of the several counties of the state of Wisconsin, exclusive of indebtedness of towns, cities and villages, and outstanding on the 31st day of December, 1900.

Counties.	Railroad aid.	Roads and bridges.	Interest unpaid.
Adams			
Ashland	\$140,000 00		
Barron			
Bayfield	185,000 00		
Brown	65,550 00		
Buffalo	7,800 00		
Burnett			
Calumet			
Chippewa			
Clark			
Columbia			
Crawford			
Dane			
Dodge			
Door	57,000 00		
Douglas			
Dunn			
Eau Claire			
Florence			
Fond du Lac			
Forest			
Grant			
Green			
Green Lake			\$1,200 00
Iowa			
Iron			
Jackson			
Jefferson			
Juneau			
Kenosha			
Kewaunee			
La Crosse			
Lafayette			
Langlade			
Lincoln			
Manitowoc	\$74,000 00		
Marathon			
Marquette			
Marquette			
Milwaukee			\$12 50
Monroe			
Oconto			
Oneida			
Outagamie			
Ozaukee			

"G"—Bonded and other Indebtedness.

APPENDIX G.—Statement showing all bonded and other indebtedness of the several counties of the state of Wisconsin on December 31, 1900.—Continued.

Counties.	Railroad aid.	Roads and bridges.	Interest unpaid.
Pepin			
Pierce			
Polk			
Portage	\$195,000 00		
Price			
Racine			2,100 00
Richland			1,250 00
Rock			
St. Croix			
Sauk			
Sawyer			
Shawano			
Sheboygan			
Taylor			
Trempealeau			
Vernon			1,075 00
Vilas			
Walworth			
Washburn			
Washington			1,150 00
Waukesha			
Waupaca			
Waushara			
Winnebago			
Wood			
Total	\$724,350 00		\$6,787 50

"G"—Bonded and other Indebtedness.

APPENDIX G.—Statement showing all bonded and other indebtedness of the several counties of the state of Wisconsin on December 31, 1900.—Continued.

Counties.	Miscellaneous.	Other purposes.	Total bonded indebtedness.
Adams			
Ashland		\$60,000 00	\$200,000 00
Barron			
Bayfield			185,000 00
Brown			65,550 00
Buffalo			7,800 00
Burnett			
Calumet			
Chippewa		12,750 00	12,750 00
Clark			
Columbia			
Crawford		2,500 00	2,500 00
Dane			
Dodge			
Door			57,000 00
Douglas			
Dunn		30,000 00	30,000 00
Eau Claire		81,353 55	81,353 55
Florence			
Fond du Lac			
Forest		1,140 00	1,140 00
Grant			
Green			
Green Lake		30,000 00	31,200 00
Iowa		30,000 00	30,000 00
Iron		68,160 00	68,160 00
Jackson		10,000 00	10,000 00
Jefferson			
Juneau			
Kenosha			
Kewaunee			
La Crosse		40,000 00	40,000 00
Lafayette		8,349 40	8,349 40
Langlade			
Lincoln			
Manitowoc			\$74,000 00
Marathon		\$115,175 00	115,175 00
Marinette		10,000 00	10,000 00
Marquette			
Milwaukee		225,000 00	225,012 50
Monroe		49,500 00	49,500 00
Oconto		2,500 00	2,500 00
Oneida		19,000 00	19,000 00
Outagamie		50,000 00	50,000 00
Ozaukee			

"G"—Bonded and other Indebtedness.

APPENDIX G.—Statement showing all bonded and other indebtedness of the several counties of the state of Wisconsin on December 31, 1900.—Continued.

Counties.	Miscellaneous.	Other purposes.	Total bonded indebtedness.
Pepin			
Pierce			
Polk		25,000 00	25,000 00
Portage			195,000 00
Price		49,000 00	49,000 00
Racine		37,000 00	39,100 00
Richland		25,000 00	26,250 00
Rock		80,000 00	80,000 00
St. Croix		120,000 00	120,000 00
Sauk		12,500 00	12,500 00
Sawyer		45,000 00	45,000 00
Shawano			
Sheboygan			
Taylor		18,000 00	18,000 00
Trempealeau			
Vernon		23,200 00	24,275 00
Vilas			
Walworth			
Washburn		38,000 00	38,000 00
Washington		45,000 00	46,150 00
Waukesha			
Waupaca		13,500 00	13,500 00
Waushara			
Winnebago		65,000 00	65,000 00
Wood			
Total		\$1,441,627 95	\$2,172,765 45

"G"—Bonded and other Indebtedness.

APPENDIX G.—Statement showing all bonded and other indebtedness of the several counties of the state of Wisconsin on December 31, 1900.—Continued.

Counties.	All other indebtedness.	Total indebtedness.
Adams		
Ashland		
Barron	\$43,110 67	\$243,110 67
Bayfield		185,000 00
Brown		65,550 00
Buffalo	2,100 00	9,900 00
Burnett		
Calumet		
Chippewa	47,894 70	60,644 70
Clark		
Columbia		
Crawford		2,500 00
Dane		
Dodge		
Door		57,000 00
Douglas		
Dunn		30,000 00
Eau Claire		81,353 55
Florence		
Fond du Lac		
Forest		1,140 00
Grant		
Green		
Green Lake		31,200 00
Iowa		30,000 00
Iron		68,160 00
Jackson		10,000 00
Jefferson		
Juneau		
Kenosha		
Kewaunee		
La Crosse		40,000 00
Lafayette	6,000 00	14,349 40
Langlade		
Lincoln	12,000 00	12,000 00
Manitowoc	35,000 00	109,000 00
Marathon		115,175 00
Marinette		10,000 00
Marquette		
Milwaukee		225,012 50
Monroe		49,500 00
Oconto		2,500 00
Oneida		19,000 00
Outagamie		50,000 00
Ozaukee		
Pepin		

“G”—Bonded and other Indebtedness.

APPENDIX G.—Statement showing all bonded and other indebtedness of the several counties of the state of Wisconsin on December 31, 1900.—Continued.

Counties.	All other indebtedness.	Total indebtedness.
Pierce		
Polk		25,000 00
Portage		195,000 00
Price		49,000 00
Racine		39,100 00
Richland		26 250 00
Rock		80,000 00
St. Croix		120,000 00
Sauk		12,500 00
Sawyer		45,000 00
Shawano		
Sheboygan		
Taylor		18,000 00
Trempealeau	74,000 00	74,000 00
Vernon		24,275 00
Vilas		
Walworth	15,000 00	15,000 00
Washburn	5,200 00	43,200 00
Washington	11,500 00	57,650 00
Waukesha		
Waupaca		13,500 00
Waushara		
Winnebago	20,000 00	85,000 00
Wood		
Total	\$271,805 37	\$2,444,570 82

"G"—Bonded and other Indebtedness.

APPENDIX G.—Statement showing all bonded and other indebtedness of the several counties of the State of Wisconsin, exclusive of indebtedness of towns, cities and villages, and outstanding on the 31st day of December, 1901.

COUNTIES.	Railroad aid.	Roads and Bridges.	Interest unpaid.	Other purposes.
Adams				
Ashland	\$90,000 00			\$60,000 00
Barron				30,000 00
Bayfield	185,000 00			
Brown	58,750 00			10,000 00
Buffalo				
Burnett				
Calumet				
Chippewa				
Clark				
Columbia				
Crawford				2,500 00
Dane				
Dodge				
Door	51,000 00			
Douglas				
Dunn				25,000 00
Eau Claire				140,000 00
Florence				
Fond du Lac				
Forest				25,000 00
Gates				
Grant				
Green				
Green Lake			\$1,000 00	25,000 00
Iowa			50 00	30,000 00
Iron				45,257 60
Jackson				2,000 00
Jefferson				
Juneau				
Kenosha				
Kewaunee				
La Crosse				40,000 00
Lafayette				
Langlade				
Lincoln				45,000 00
Manitowoc	60,000 00			
Marathon		\$2,780 40		141,525 00
Marquette				
Marquette				
Milwaukee			37 50	300,000 00
Monroe				42,000 00
Oconto				
Oneida				

"G"—Bonded and other Indebtedness.

APPENDIX G.—Statement showing all bonded and other indebtedness of the several counties on the 31st day of December, 1901.—Continued.

COUNTIES.	Railroad aid.	Roads and bridges.	Interest unpaid.	Other purposes.
Outagamie ..				\$45,000 00
Ozaukee ..				
Pepin ..				
Pierce ..				
Polk ..				25,000 00
Portage ..	\$180,000 00			
Price ..				45,000 00
Racine ..				37,000 00
Richland ..			\$750 00	20,000 00
Rock ..				70,000 00
St. Croix ..				115,000 00
Sauk ..				9,500 00
Sawyer ..				40,000 00
Shawano ..				
Sheboygan ..				
Taylor ..				17,000 00
Trempealeau ..				
Vernon ..				19,000 00
Vilas ..				
Walworth ..				
Wasnour ..				36,750 00
Washington ..			1,000 00	40,000 00
Waukesha ..				
Waupaca ..			779 13	13,500 00
Wausnara ..				
Winnebago ..				63,000 00
Wood ..				
Total	\$624,750 00	\$2,780 40	\$3,616 63	\$1,559,032 60

"G"—Bonded and Other Indebtedness.

APPENDIX G.—Statement showing all bonded and other indebtedness of the several counties on the 31st day of December, 1901.—Continued.

COUNTIES.	Total bonded indebtedness.	All other indebtedness.	Total county indebtedness.
Adams			
Ashland			
Barron	\$150,000 00	\$35,720 81	\$185,720 81
Bayfield	30,000 00		30,000 00
Brown	185,000 00		185,000 00
Buffalo	68,750 00		68,750 00
Burnett			
Calumet			
Chippewa		44,473 78	44,473 78
Clark			
Columbia			
Crawford	2,500 00		2,500 00
Dane			
Dodge			
Door	51,000 00		51,000 00
Douglas		30,000 00	30,000 00
Dunn	25,000 00		25,000 00
Eau Claire	140,000 00		140,000 00
Florence			
Fond du Lac			
Forest	25,000 00		25,000 00
Gates			
Grant			
Green			
Green Lake	26,000 00		26,000 00
Iowa	30,050 00		30,050 00
Iron	45,257 60	10,200 00	55,457 60
Jackson	2,000 00		2,000 00
Jefferson			
Juneau			
Kenosha			
Kewaunee			
La Crosse	40,000 00		40,000 00
Lafayette		3,000 00	3,000 00
Langlade			
Lincoln	45,000 00		45,000 00
Manitowoc	60,000 00	15,000 00	75,000 00
Marathon	144,305 40	38,915 00	183,220 40
Marinette			
Marquette			
Milwaukee	300,037 50		300,037 50
Monroe	42,000 00		42,000 00
Oconto			
Oneida		\$20,000 00	\$20,000 00
Outagamie	\$45,000 00		45,000 00
Ozaukee		45,000 00	45,000 00

“G”—Bonded and Other Indebtedness.

APPENDIX G.—Statement showing all bonded and other indebtedness of the several counties on the 31st day of December, 1901.—Continued.

COUNTIES.	Total bonded indebtedness.	All other indebtedness.	Total county indebtedness.
Pepin			
Pierce			
Polk	25,000 00		25,000 00
Portage	180,000 00		180,000 00
Price	45,000 00	48 85	45,048 85
Racine	37,000 00		37,000 00
Richland	20,750 00		20,750 00
Rock	70,000 00		70,000 00
St. Croix	115,000 00		115,000 00
Sauk	9,500 00		9,500 00
Sawyer	40,000 00		40,000 00
Shawano		14,000 00	14,000 00
Sheboygan			
Taylor	17,000 00		17,000 00
Trempealeau		74,000 00	74,000 00
Vernon	19,000 00		19,000 00
Vilas			
Walworth		7,942 97	7,942 97
Washburn	36,750 00	3,700 00	40,450 00
Washington	41,000 00		41,000 00
Waukesha			
Waupaca	14,279 13	41,500 00	55,779 13
Waushara			
Winnebago	63,000 00	15,000 00	78,000 00
Wood			
Total	\$2,190,179 63	\$398,501 41	\$2,588,681 04

"H"—Statement of Principal Farm Products.

APPENDIX H.—Statement of principal farm products grown in the several counties in 1900, as ascertained and compiled pursuant to provisions of section 1010, Wisconsin Statutes of 1898.

COUNTIES.	NUMBER OF BUSHELS.		
	Wheat.	Corn.	Oats.
Adams	19,590	453,321	128,362
Ashland	1,698	426	36,949
Barron	59,337	109,672	424,591
Bayfield	50	1,609	2,411
Brown	266,501	126,861	1,317,483
Buffalo	345,379	651,967	1,045,664
Burnett	24,852	49,125	66,575
Calumet	194,648	231,382	752,455
Chippewa	48,422	224,488	815,866
Clark	65,567	279,115	675,672
Columbia	110,814	2,012,821	1,675,349
Crawford	91,717	618,081	653,893
Dane	79,158	4,048,571	3,291,555
Dodge	290,597	1,626,374	1,790,998
Door	230,648	39,654	427,504
Douglas	158	1,341	2,120
Dunn	99,524	660,244	1,098,287
EAU CLAIRE	159,161	414,684	1,609,208
Florence	340	407	9,984
Fond du Lac	169,698	1,284,983	1,992,638
Forest	765	505	10,979
Gates	1,849	7,986	22,701
Grant	37,142	3,152,567	2,266,890
Green	11,577	2,015,320	1,397,124
Green Lake	75,676	735,504	673,188
Iowa	27,211	1,595,440	1,841,173
Iron	500	192	4,150
Jackson	131,711	429,003	809,636
Jefferson	67,781	1,813,241	1,365,505
Juneau	50,125	457,894	767,600
Kenosha	7,517	673,305	743,779
Kewaunee	309,484	19,651	542,493
La Crosse	80,987	620,796	796,859
Lafayette	11,987	2,134,850	1,445,291
Langlade	28,773	17,059	212,040
Lincoln	7,227	5,916	93,221
Mamitowoc	356,558	70,049	998,783
Marathon	109,548	81,601	804,323
Marquette	29,680	26,635	218,247
Marquette	33,409	654,357	264,795
Milwaukee	27,079	290,330	618,197
Monroe	154,667	655,714	1,035,235
Oconto	91,441	131,651	610,694

"H"—Statement of Principal Farm Products.

APPENDIX II.—*Statement of principal farm products grown in the several counties in 1900, etc.—Continued.*

COUNTIES.	NUMBER OF BUSHELS.		
	Wheat.	Corn.	Oats.
Oneida	507	1,680	7,659
Outagamie	145,049	915,104	1,744,265
Ozaukee	58,973	141,501	384,913
Pepin	60,379	238,367	309,789
Pierce	216,313	378,115	687,225
Polk	94,569	162,964	332,084
Portage	52,210	468,423	440,500
Price	1,699	2,054	21,299
Racine	15,490	944,601	1,089,049
Richland	48,228	976,551	639,702
Rock	9,785	3,048,736	1,694,664
St. Croix	327,372	247,739	1,007,197
Sauk	84,022	1,487,993	1,800,533
Sawyer	367	1,472	15,274
Sawawano	169,057	242,233	784,435
Sheboygan	94,271	556,854	1,141,746
Taylor	4,830	7,037	75,218
Trempealeau	238,193	644,308	1,860,025
Vernon	185,415	909,353	1,514,505
Vilas	120	1,430	7,509
Walworth	11,660	2,705,995	1,525,250
Washburn	5,255	19,911	24,103
Washington	107,878	779,430	860,250
Waukesha	41,629	1,122,539	1,283,106
Waupaca	58,703	594,741	789,644
Waushara	37,494	786,226	454,717
Winnebago	142,972	895,253	1,304,897
Wood	32,213	153,667	490,031
Total	6,084,506	46,859,069	57,720,056

"H"—Statement of Principal Farm Products.

APPENDIX II.—*Statement of principal farm products grown in the several counties in 1900, etc.—Continued.*

COUNTIES.	NUMBER OF BUSHELS.		
	Barley.	Rye.	Flax seed.
Adams	3,426	145,699
Ashland	2,279	4,241
Barron	18,974	33,835	121
Bayfield	95	26	4,880
Brown	115,366	122,127
Buffalo	197,121	33,328	1,382
Burnett	837	7,782	2
Calumet	829,265	26,150	493
Chippewa	16,921	74,860	551
Clark	40,123	73,471	576
Columbia	227,564	108,584	1,256
Crawford	13,347	21,203	85
Dame	431,866	46,165	243
Dodge	1,881,850	40,036	4,907
Door	41,541	229,328
Douglas	185	175	4
Dunn	56,786	79,762	276
Fau Claire	66,826	113,676
Florence	675
Fond du Lac	1,389,909	17,277	5,911
Forest	290
Gates	2,035	386
Grant	106,618	38,424	200
Green	75,569	30,793
Green Lake	151,350	60,187	1,915
Iowa	28,782	23,243
Iron	3,685
Jackson	20,030	65,824	461
Jefferson	291,169	98,303
Juneau	23,903	54,747	146
Kenosha	17,170	15,577	8,970
Kewaunee	90,825	101,814	704
La Crosse	122,900	39,062
Lafayette	35,190	18,430	20
Langlade	17,520	9,597	14
Lincoln	6,803	6,171
Manitowoc	425,164	205,286	2,421
Marathon	96,449	72,706	441
Marinette	2,120	8,327
Marquette	1,510	175,864	7
Milwaukee	171,905	79,041	1,448
Monroe	71,439	80,434	177
Oconto	17,379	31,570	12
Oneida	72	804

 "H"—Statement of Principal Farm Products.

 APPENDIX II.—Statement of principal farm products grown in the several counties in 1900, etc.—Continued.

COUNTIES.	NUMBER OF BUSHEL.		
	Barley.	Rye.	Flax seed.
Outagamie	361,266	54,115	450
Ozaukee	744,026	37,186	627
Pepin	123,480	31,942	467
Pierce	332,257	100,073	18,768
Polk	16,814	26,519	141
Portage	8,771	145,916	49
Price	1,063	2,140
Racine	83,577	59,634	14,055
Richland	47,425	17,469
Rock	395,620	74,194
St. Croix	92,436	117,673	89,182
Sauk	63,052	89,858
Sawyer	431
Shawano	94,313	80,916	128
Sheboygan	857,749	151,420	2,081
Taylor	7,258	16,513	1
Trempealeau	91,484	68,502	3,331
Vernon	17,105	614
Vilas
Walworth	253,085	39,395	172
Washburn	1,126	1,726
Washington	1,103,653	72,383	937
Waukesha	485,873	153,882	360
Waupaca	46,704	116,287	165
Waushara	8,851	189,594	960
Winnebago	272,506	27,430	3,348
Wood	46,009	74,630	206
Total	12,670,867	4,143,712	173,665

"II"—Statement of Principal Farm Products.

APPENDIX H.—*Statement of principal farm products grown in the several counties in 1900, etc.—Continued.*

COUNTIES.	NUMBER OF BUSHELS.		
	Potatoes	Root crop.	Cranberries.
Adams	490,526	125
Ashland	31,071	7,381
Barron	341,809	21,282
Bayfield	28,135	3,886
Brown	252,174	106,720	5
Bunalo	126,841	485	1
Burnett	125,273	6,757	2
Calumet	75,223	11,727
Chippewa	259,562	8,167	55
Clark	160,386	8,116	2,850
Columbia	523,248	2,245	40
Crawford	100,431	305
Dane	330,407	8,185	2
Dodge	239,846	14,795	50
Door	181,400	20,335	20
Douglas	20,180	3,938	10
Dunn	385,424	3,660
Eau Claire	172,156	4,021
Florence	13,961	2,024
Fond du Lac	464,492	16,880
Forest	5,372	5,075
Gates	20,631	632
Grant	274,376	340	25
Green	88,002	3,000
Green Lake	168,676	1,000
Iowa	106,613	50
Iron	4,083
Jackson	121,205	3,293	14,400
Jefferson	138,962	6,945
Juneau	422,969	1,370	612
Kenosha	73,221	1,000
Kewaunee	77,383	8,703
La Crosse	159,527	5,218
Lafayette	96,132	415
Lan glade	46,565	16,055
Lincoln	39,542	5,080
Manitowoc	173,921	24,161
Marathon	232,709	12,374
Marquette	134,261	10,273
Marquette	255,534	1,145	515
Milwaukee	726,377	89,680
Monroe	229,131	2,694	1,759
Oconto	135,968	17,836
Oneida	16,169	6,719	75

"H"—Statement of Principal Farm Products.

APPENDIX H.—*Statement of principal farm products grown in the several counties in 1900, etc.—Continued.*

COUNTIES.	NUMBER OF BUSHEL.		
	Potatoes.	Root crop.	Cranberries.
Outagamie	339,134	40,262
Ozaukee	193,203	11,085
Pepin	41,540	2,283
Pierce	112,193	6,622	1
Polk	154,704	15,567
Portage	1,346,311	3,706
Price	35,516	5,523	110
Racine	246,883	29,060
Richland	82,124	30	1
Rock	226,168	5,570
St. Croix	204,857	6,014	6
Sauk	697,066	4,815
Sawyer	7,781	2,755
Shawano	247,776	7,536	25
Sheboygan	290,691	57,988
Taylor	47,969	8,233
Trempealeau	132,019	5,410
Vernon	4,198
Vilas	11,480	200
Walworth	142,016	6,225
Washburn	28,739	6,335
Washington	315,605	57,155
Waukesha	652,221	40,764
Waupaca	1,390,320	3,805	66
Waushara	1,332,817	50	7,154
Winnebago	227,817	12,779	300
Wood	224,002	9,727	18,521
Total	16,945,024	823,591	46,605

*"H"—Statement of Principal Farm Products.*APPENDIX H.—*Statement of principal farm products grown in the several counties in 1900, etc.—Continued.*

COUNTIES.	NUMBER OF BUSHELS.		
	Apples.	Strawberries.	Raspberries.
Adams	1,720	36	18
Ashland	263	167
Barron	1,183	34	10
Bayfield	78	1,071	6
Brown	21,884	11,327	120
Buffalo	4,061	349	594
Burnett
Calumet	31,497	63	927
Chippewa	4,202	439	139
Clark	5,683	375	26
Columbia	20,453	821	413
Crawford	27,025	2,121	121
Dane	38,080	4,292	784
Dodge	19,543	1,379	527
Door	19,763	1,471	228
Douglas	2	20
Dunn	3,255	47,262	63
Eau Claire	4,378	29,299	34,578
Florence	130	15
Fond du Lac	51,058	1,408	993
Forest
Gates	79
Grant	29,736	583	594
Green	16,179	274	730
Green Lake	7,690	90	104
Iowa	14,191	228	71
Iron
Jackson	1,687	3,693	651
Jefferson	11,197	190	694
Juneau	4,844	251	249
Kemoshia	22,580	1,205	1,140
Kewaunee	17,118	293	218
La Crosse	13,888	5,796	1,327
Lafayette	2,777	175	2
Langlade	342	3	2
Lincoln	578	63	24
Manitowoc	91,332	310	75
Marathon	2,616	110
Marquette	4,222	25	15
Marquette	6,869	132	91
Milwaukee	68,922	34,571	236
Monroe	20,068	13,744	2,401
Oconto	13,383	60	25

“H”—Statement of Principal Farm Products.

APPENDIX H.—Statement of principal farm products grown in the several counties in 1900, etc.—Continued.

COUNTIES.	NUMBER OF BUSHELS.		
	Apples.	Strawberries.	Raspberries.
Oneida	17	21
Outagamie	35,851	862	434
Ozaukee	29,349	122	393
Pepin	3,381	244	205
Pierce	4,328	212	245
Polk	656	14
Portage	1,709	123	25
Price	363	4
Racine	36,704	4,722	146
Richland	21,204	4,707	1,634
Rock	14,443	1,210	1,228
St. Croix	1,029	897	223
Sauk	45,357	2,772	1,482
Sawyer
Shawano	6,414	37
Sheboygan	108,230	896	753
Taylor	28	10	5
Trempealeau	4,139	1,461	312
Vernon	53,150	1,460	175
Vilas
Walworth	12,910	719	426
Washburn	31	22
Washington	77,717	112	226
Waukesha	56,692	2,922	461
Waupaca	28,539	1,111	81
Waushara	8,353	61	66
Winnebago	35,295	1,186	1,287
Wood	1,706	801	168
Total	1,192,151	190,417	57,607

"H"—Statement of Principal Farm Products.

APPENDIX H.—Statement of principal farm products grown in the several counties in 1900, etc.—Continued.

COUNTIES.	NUMBER OF BUSHELS.		
	Blackberries.	Currants.	Grapes.
Adams	18	8	80
Ashland	2		
Barron		3	2
Bayfield			
Brown	15	1,032	1
Buffalo	123	307	355
Burnett			
Calumet		11	6
Chippewa	17		4
Clark		10	
Columbia	183	52	25
Crawford	423		28
Dane	60	342	46
Dodge	95	68	61
Door		27	
Douglas		24	
Dunn	68	11	26
Eau Claire	2,502	2,300	20
Florence			
Fond du Lac	188	17	452
Forest			
Gates	1	1	
Grant	147	17	99
Green	65	13	60
Green Lake	152	34	77
Iowa	85	25	26
Iron			
Jackson	1,153	22	111
Jefferson	17	52	18
Juneau	92		8
Kenosha		20	301
Kewaunee		4	1
La Crosse	1,221	71	665
Lafayette			
Langlade		6	
Lincoln		7	6
Manitowoc	38		62
Marathon	120		
Marinette			
Marquette	130	2	17
Milwaukee	43	2,195	12
Monroe	3,260	7	26
Oconto		2	
Oneida			
Outagamie	164	44	

 "H"—Statement of Principal Farm Products.

APPENDIX H.—Statement of principal farm products grown in the several counties in 1900, etc.—Continued.

COUNTIES.	NUMBER OF BUSHELS.		
	Blackberries.	Currants.	Grapes.
Ozaukee		8	2
Pepin	71	12	57
Pierce	27	4	10
Polk	9	12	3
Portage		15	
Price			
Racine		20	
Richland	239	13	98
Rock	68	490	
St. Croix			
Sauk	716	416	255
Sawyer			
Shawano		9	4
Sheboygan	31	103	9
Taylor			
Trempealeau	180	25	35
Vernon	469	53	43
Vilas			
Walworth	5	472	52
Washburn	5	20	
Washington	37	109	3
Waukesha	48	763	10
Waupaca	36	14	3
Waushara	13	19	8
Winnebago	75	600	2
Wood	115	26	
Total	12,525	10,000	3,189

"H"—Statement of Principal Farm Products.

APPENDIX H.—*Statement of principal farm products grown in the several counties in 1900, etc.—Continued.*

COUNTIES.	NUMBER OF BUSHEL.		NUMBER OF ACRES.	
	Clover seed.	Timothy seed.	Clover seed.	Timothy seed.
Adams	1,101	3	892
Ashland	226
Barron	78	75	1
Bayfield
Brown	672	160	342	42
Buffalo	1,279	608	1,620	169
Burnett
Calumet	2,609	52	1,820	39
Chippewa	101	4	538	105
Clark	26	3	20	2
Columbia	445	2,722	434	899
Crawford	954	420	778	138
Dane	1,464	666	909	176
Dodge	1,718	138	2,411	68
Door	93	5	13
Douglas	6	286
Dunn	565	99	521	72
Eau Claire	769	212	742	153
Florence
Fond du Lac	62	410	10
Forest
Gates
Grant	1,641	3,040	1,475	370
Green	781	319	537	101
Green Lake	230	735	220	33
Iowa	72	431	108	116
Iron
Jackson	1,161	94	1,253	40
Jefferson	1,001	16	665	5
Juneau	1,227	123	629	134
Kenosha	66	121	36	18
Kewaunee	1,242	252	982	169
La Crosse	183	147	109	29
Lafayette	516	420	220	154
Langlade	13
Lincoln	49
Manitowoc	2,377	278	1,268	44
Marathon	35	74	20	2
Marquette	742
Marquette	751	45	546	20
Milwaukee	166	59
Monroe	1,825	364	57
Oconto	176	202	198

*"H"—Statement of Principal Farm Products.*APPENDIX H.—*Statement of principal farm products grown in the several counties in 1900, etc.—Continued.*

COUNTIES.	NUMBER OF BUSHELS.		NUMBER OF ACRES.	
	Clover seed.	Timothy seed.	Clover seed.	Timothy seed.
Oneida				
Outagamie	142	96	14	1
Ozaukee	2,115		1,488	
Pepin	478	16	453	5
Pierce	266	23	291	69
Polk		45		45
Portage	25		39	10
Price				
Racine	68		347	
Richland	358	390	163	79
Rock	470	1,830	354	284
St. Croix	1,995	401	10	2,276
Sauk	317	266	186	96
Sawyer	20	51		
Shawano	111	641	46	
Sheboygan	994	45	818	35
Taylor				
Trempealeau	1,276	379	1,739	139
Vernon	1,938	836	1,824	239
Vilas				
Walworth	220	930	109	187
Washburn	5		17	
Washington	6,099	56	5,112	45
Waukesha	367	4	316	6
Waupaca	116	39	51	20
Waushara	690	8	401	
Winnebago	79	383	24	70
Wood	61		85	1,474
Total	43,420	18,851	33,417	9,405

"H"—Statement of Principal Farm Products.

APPENDIX II.—*Statement of principal farm products grown in the several counties in 1900, etc.—Continued.*

COUNTIES.	NUMBER OF POUNDS.		
	Flax Fibre.	Hops.	Tobacco.
Adams			8,500
Ashland			
Barron	50		1,000
Bayfield			
Brown			
Buffalo			
Burnett			
Calumet			
Chippewa	75		1,020
Clark			
Columbia		5,800	2,764,302
Crawford			1,462,903
Dane			17,935,060
Dodge			29,840
Door			
Douglas			
Dunn			116,332
Eau Claire			297
Florence			
Fond du Lac			
Forest			
Gates			
Grant			164,775
Green			112,255
Green Lake			
Iowa			2,000
Iron			
Jackson			2,900
Jefferson			535,900
Juneau		30,000	26,900
Kenosha	86		10
Kewaunee			168
La Crosse		8,000	34,400
Lafayette			22,800
Langlade			
Lincoln			60
Manitowoc	32		
Marathon	7		30
Marinette			100
Marquette	110		1,800
Milwaukee			
Monroe		1,200	135,526
Oconto			5
Oneida			

“H”—Statement of Principal Farm Products.

APPENDIX H.—*Statement of principal farm products grown in the several counties in 1900, etc.—Continued.*

COUNTIES.	NUMBER OF POUNDS.		
	Flax Fibre.	Hops.	Tobacco.
Outagamie			100
Ozaukee			
Pepin			
Pierce			1,500
Polk			
Portage		13,000	
Price			15
Racine	68		6,000
Richland			272,405
Rock			9,212,686
St. Croix			3,125
Sauk		800	15,000
Sawyer			
Shawano			
Sheboygan			
Taylor			
Trempealeau			3,900
Vernon			5,264,862
Vilas			
Walworth			51,900
Washburn			
Washington			252
Waukesha		1,360	1,500
Waupaca		1,900	
Waushara			
Winnebago			
Wood			1,880
Total	428	62,060	38,193,108

"H"—Statement of Principal Farm Products.

APPENDIX H.—Statement of principal farm products grown in the several counties in 1900, etc.—Continued.

COUNTIES.	Tons of cultivated grasses.	NUMBER OF POUNDS.	
		Butter.	Cheese.
Adams	2,302	322,482	147,709
Ashland	5,425	21,907	100
Barron	24,164	625,103	83,612
Bayfield	3,576	33,230
Brown	37,673	1,026,817	967,727
Buffalo	28,491	949,890	373,233
Burnett	3,700	390,197
Calumet	16,476	514,474	2,139,220
Chippewa	23,607	398,783	19,400
Clark	43,524	1,137,770	456,036
Columbia	14,239	1,449,859	247,200
Crawford	23,791	680,279
Dane	78,503	5,083,454	1,707,665
Dodge	20,348	1,603,905	8,510,245
Door	20,004	322,090	539,444
Douglas	1,311	14,340
Dunn	19,479	885,621	70,919
Eau Claire	17,268	792,750	36,240
Florence	8,157	8,287
Fond du Lac	19,598	2,139,016	1,840,835
Forest	443	4,685
Gates	2,509	46,001
Grant	42,486	1,499,987	816,980
Green	38,349	385,468	5,557,592
Green Lake	4,060	1,001,365	27,600
Iowa	112,528	863,150	302,313
Iron	846	2,000
Jackson	22,431	764,690	9,760
Jefferson	44,620	4,861,422	341,106
Juneau	13,436	739,635	113,430
Kenosha	19,360	900,624
Kewaunee	27,574	319,446	1,567,674
La Crosse	46,052	1,432,535	241,508
Lafayette	37,188	1,031,564	2,407,365
Langlade	10,803	172,421	101,632
Lincoln	8,755	181,403
Manitowoc	32,796	536,180	3,045,015
Marathon	44,191	669,657	424,030
Marinette	8,160	178,895	13,820
Marquette	922	384,334	23,550
Milwaukee	18,088	523,714	48,830
Monroe	38,214	1,048,868	62,083
Oconto	15,533	511,463	19,955

"H"—Statement of Principal Farm Products.

APPENDIX II.—*Statement of principal farm products grown in the several counties in 1900, etc.—Continued.*

COUNTIES.	Tons of cultivated grasses.	NUMBER OF POUNDS.	
		Butter.	Cheese.
Oneida	969	16,996
Outagamie	21,295	1,021,305	4,555,897
Ozaukee	14,702	482,063	583,210
Pepin	6,788	5,056,269
Pierce	13,370	442,272	127,600
Polk	18,635	997,412	229,294
Portage	8,883	708,739	8,840
Price	6,284	70,816	1,269
Racine	22,451	1,079,130	1,100
Richland	26,678	811,795	1,539,444
Rock	29,309	3,885,912	462,075
St. Croix	13,607	680,747	23,200
Sauk	27,778	1,523,219	569,200
Sawyer	27,370
Shawano	15,395	438,130	563,062
Sheboygan	18,080	416,140	8,666,938
Taylor	9,421	145,888	20,155
Trempealeau	43,608	1,700,737	100,695
Vernon	44,297	1,277,761	132,393
Vilas	566	140
Walworth	24,108	4,440,180
Washburn	2,217	54,625
Washington	43,674	1,044,802	2,167,194
Waukesha	24,551	1,955,526	237,760
Waupaca	15,870	1,202,519	1,091,278
Waushara	9,342	1,077,710	544,357
Winnebago	16,276	1,324,761	1,825,528
Wood	18,536	428,311	249,704
Total	1,497,670	68,771,036	55,964,021

"II"—Statement of Principal Farm Products.

APPENDIX H.—*Statement of the principal farm products growing in the several counties at the time of making the annual assessment for 1901, as ascertained and compiled pursuant to the provisions of section 1010, Wisconsin Statutes.*

COUNTIES.	NUMBER OF ACRES.		
	Wheat.	Corn.	Oats.
Adams	2,323	20,910	10,013
Ashland	88	38	1,478
Barron	5,907	6,366	20,624
Bayfield	7	52	389
Brown	26,493	5,291	53,593
Buffalo	23,955	25,191	47,754
Burnett	2,492	2,510	3,879
Calumet	9,229	7,729	20,349
Chippewa	3,410	9,305	32,308
Clark	2,767	30,721	22,985
Columbia	7,106	65,021	59,179
Crawford	8,393	20,430	26,469
Dane	6,357	110,897	105,716
Dodge	14,950	58,993	58,315
Door	12,824	2,603	11,485
Douglas	13	144	371
Dunn	9,110	29,687	45,586
Eau Claire	9,236	15,551	34,614
Florence	22	13	823
Fond du Lac	10,208	35,849	59,707
Forest	27	23	386
Gates	130	553	1,293
Grant	5,467	86,964	79,353
Green	845	59,703	44,163
Green Lake	5,621	21,354	26,624
Iowa	2,565	431,155	52,718
Iron	21	2	141
Jackson	8,239	15,634	25,242
Jefferson	5,987	44,087	40,437
Juneau	3,731	18,223	24,002
Kenosha	522	20,375	20,115
Kewaunee	18,085	2,061	20,453
La Crosse	5,902	18,923	28,668
Lafayette	1,050	66,501	53,468
Langlade	1,889	790	6,742
Lincoln	405	270	4,237
Manitowoc	27,835	4,429	43,483
Marathon	6,428	2,726	28,436
Marinette	1,873	1,266	3,913
Marquette	2,981	17,277	12,031
Milwaukee	1,361	7,728	15,158
Monroe	8,632	20,798	36,144

"H"—Statement of Principal Farm Products.

APPENDIX H.—Statement of the principal farm products growing in the several counties in 1901.—Continued.

COUNTIES.	NUMBER OF ACRES.		
	Wheat.	Corn.	Oats.
Oconto	4,307	3,702	17,966
Oneida	42	127	479
Outagamie	7,559	22,932	49,525
Ozaukee	4,119	4,791	46,116
Pepin	3,810	10,538	11,043
Pierce	16,240	15,726	30,866
Polk	11,582	10,424	25,429
Portage	4,930	17,191	25,776
Price	122	89	1,089
Racine	992	21,730	31,837
Richland	3,997	37,311	22,824
Rock	729	87,344	50,712
St. Croix	25,805	17,646	60,057
Sauk	7,796	47,973	55,952
Sawyer	65	84	707
Shawano	11,133	9,891	27,226
Sheboygan	5,887	17,057	34,917
Taylor	545	265	3,279
Trempealeau	13,098	19,180	58,242
Vernon	12,298	26,559	48,663
Vilas	8	36	174
Walworth	1,230	57,967	41,244
Washburn	730	1,572	1,479
Washington	7,314	16,389	25,332
Waukesha	4,191	31,825	38,611
Waupaca	5,935	17,792	30,622
Waushara	3,772	25,955	23,792
Winnebago	8,283	26,343	40,345
Wood	1,753	5,491	12,792
Total	432,758	1,842,073	1,999,940

"H"—Statement of Principal Farm Products.

APPENDIX H.—*Statement of the principal farm products growing in the several counties in 1901.—Continued.*

COUNTIES.	NUMBER OF ACRE.		
	Barley.	Rye.	Flax seed.
Adams	188	22,626
Ashland	93	170	2
Barron	1,267	2,689	36
Bayfield	7	4
Brown	6,208	7,881	57
Buffalo	10,688	5,687	202
Burnett	113	923	16
Calumet	27,625	2,429	91
Chippewa	981	6,246	55
Clark	1,865	2,445	69
Columbia	9,133	9,524	311
Crawford	719	1,396	14
Dane	12,720	3,801	23
Dodge	77,054	4,003	332
Door	2,262	5,346
Douglas	2	43
Dunn	3,134	9,670	56
Eau Claire	2,828	10,086	29
Florence	24	5	73
Fond du Lac	59,163	2,227	506
Forest	2	3
Gates	124	58	10
Grant	3,496	4,777	68
Green	2,621	2,964
Green Lake	6,542	6,434	440
Iowa	1,125	2,921	1
Iron
Jackson	1,172	6,624	356
Jefferson	12,646	6,502
Juneau	1,083	6,330	27
Kenosha	479	1,071	490
Kewaunee	4,894	6,307	47
La Crosse	5,100	5,618	8
Lafayette	1,221	1,132	2
Lamplade	717	379
Lincoln	363	305
Manitowoc	22,535	14,277	524
Marathon	3,976	3,847	46
Marinette	137	1,312
Marquette	56	20,568	9
Milwaukee	5,469	2,982	119
Mcroe	2,552	7,437	44
Oconto	936	1,930	10
Oneida	6	68

*"H"—Statement of Principal Farm Products.*APPENDIX II.—*Statement of the principal farm products growing in the several counties in 1901.—Continued.*

COUNTIES.	NUMBER OF ACRES.		
	Barley.	Rye.	Flax seed.
Outagamie	12,139	4,664	39
Ozaukee	27,468	2,923	297
Pepin	6,360	4,020	10
Pierce	17,533	11,366	2,538
Polk	1,857	3,399	234
Portage	254	18,061	3
Price	59	69	3
Racine	3,326	2,821	2,003
Richland	1,671	6,961
Rock	21,533	7,084
St. Croix	5,645	12,823	1,330
Sauk	2,357	9,042	24
Sawyer	36
Shawano	4,391	5,959	12
Sheboygan	34,717	8,334	195
Taylor	395	733
Trempealeau	3,741	6,294	350
Vernon	5,551	14,04	101
Vilas	4
Walworth	11,311	3,715	30
Washburn	79	149	9
Washington	42,445	6,469	63
Waukesha	17,450	10,650	160
Waupaca	2,433	12,740	12
Waushara	409	25,637	51
Winnebago	11,124	2,646	395
Wood	1,605	5,362	32
Total	529,215	373,382	11,964

"H"—Statement of Principal Farm Products.

APPENDIX H.—*Statement of the principal farm products growing in the several counties in 1901.—Continued.*

COUNTIES.	NUMBER OF ACRES.		
	Potatoes.	Root crop.	Cranberries.
Adams	7,684	2
Ashland	331	68
Barron	4,277	187	18
Bayfield	340	49
Brown	2,682	358
Buffalo	1,126	25
Burnett	1,968	109	4
Calumet	804	143
Chippewa	3,949	17	2
Clark	2,894	88	246
Columbia	5,409	30
Crawford	1,776
Dane	3,486	13
Dodge	2,853	379
Door	1,664	161
Douglas	280	96	3
Dunn	4,261	31
Eau Claire	1,793	22
Florence	101
Fond du Lac	4,018	31
Forest	63	33
Gates	274	159
Grant	2,819	1	2
Green	1,083	2
Green Lake	1,716	25
Iowa	1,093	1
Iron	4,036
Jackson	1,228	23	281
Jefferson	1,937	46
Juneau	5,082	1	36
Kenosha	1,151
Kewaunee	2,413	88
La Crosse	1,510	56
Lafayette	1,318	4
Langlade	670	94
Lincoln	706	68
Manitowoc	2,567	265
Marathon	4,556	48
Marinette	1,327	141
Marquette	3,037	17	68
Milwaukee	7,533	445
Monroe	2,594	12	33
Oconto	1,714	49

*"H"—Statement of Principal Farm Products.*APPENDIX H.—*Statement of the principal farm products growing in the several counties in 1901.—Continued.*

COUNTIES.	NUMBER OF ACRES.		
	Potatoes.	Root crop.	Cranberries.
Oneida	222	52	5
Outagamie	3,442	96
Ozaukee	2,137	122
Pepin	463	55
Pierce	9,375	104	1
Polk	2,352	220
Portage	19,672	39
Price	425	42	1
Racine	2,273	168	4
Richland	850	16
Rock	2,540	16
St. Croix	1,967	181
Sauk	6,372	23
Sawyer	97	89
Shawano	2,493	37
Sheboygan	2,568	162
Taylor	1,172	101
Trempealeau	1,300	7
Vernon	1,925	10
Vilas	81	6
Walworth	1,580	14
Washburn	478	139	59
Washington	2,398	260
Waukesha	5,887	358
Waupaca	12,703	41	37
Waushara	18,226	5	160
Winnebago	2,149	324
Wood	3,197	126	544
Total	210,467	6,200	1,504

"H"—Statement of Principal Farm Products.

APPENDIX H.—*Statement of the principal farm products growing in the several counties in 1901.—Continued.*

COUNTIES.	APPLE ORCHARD.		No of acres of cranberries.
	No. of acres.	No. of bearing trees.	
Adams	25	1,404	1
Ashland	12	268	6
Barron	15	1,086	14
Bayfield	33	1,053	15
Brown	625	34,025	30
Buffalo	81	3,287	11
Burnett			
Calumet	683	30,119	1
Chippewa	49	984	31
Clark	94	2,082	17
Columbia	1,045	28,605	21
Crawford	955	24,208	19
Dane	2,051	55,005	57
Dodge	1,196	40,625	35
Door	1,001	32,973	19
Douglas		14	1
Dunn	84	2,745	26
Eau Claire	4,505	11,185	94
Florence	13	212	
Fond du Lac	1,640	56,422	25
Forest			
Gates	15	379	1
Grant	1,924	44,959	29
Green	793	23,973	7
Green Lake	566	13,883	7
Iowa	631	24,420	5
Iron			
Jackson	74	3,057	46
Jefferson	876	22,664	9
Juneau	142	5,617	11
Kenosha	1,104	29,203	79
Kewaunee	935	31,256	6
La Crosse	296	14,412	128
Lafayette	310	7,521	12
Lamglade	15	885	
Lincoln	34	753	5
Manitowoc	1,799	71,508	13
Marathon	83	3,566	5
Marinette	356	9,227	5
Marquette	239	7,420	17
Milwaukee	1,718	60,820	277
Monroe	415	15,534	251
Oneida	367	17,704	2
Onesida		16	1

*"H"—Statement of Principal Farm Products.*APPENDIX H.—*Statement of the principal farm products growing in the several counties in 1901.—Continued.*

COUNTIES.	APPLE ORCHARD.		No. of acres of cranberries.
	No. of acres.	No. of bearing trees.	
Outagamie.	825	34,310	30
Ozaukee.	824	27,741	8
Pepin.	56	3,732	8
Pierce.	132	5,636	7
Polk.	7	643
Portage.	4,560	7
Price.	11	332
Racine.	2,089	44,819	49
Richland.	726	34,089	18
Rock.	1,069	26,682	37
St. Croix.	4	564	32
Sauk.	1,041	39,399	40
Sawyer.
Shawano.	400	13,488	51
Sheboygan.	2,501	97,420	25
Taylor.	3	264	1
Trempealeau.	83	2,041	19
Vernon.	1,014	44,672	30
Vilas.	6	1
Walworth.	981	24,730	12
Washburn.	3	37	1
Washington.	1,754	73,156	2
Waukesha.	2,028	145,572	50
Waupaca.	460	24,166	12
Waushara.	186	12,311	2
Winnebago.	1,045	38,720	20
Wood.	73	776	29
Total.	44,114	1,437,945	1,830

"H"—Statement of Principal Farm Products.

APPENDIX II.—*Statement of the principal farm products growing in the several counties in 1901.—Continued.*

COUNTIES.	NUMBER OF ACRES.		
	Raspberries.	Blackberries.	Currants.
Adams			
Ashland			
Barron	5		
Bayfield	1		
Brown	7	2	10
Buffalo	3	3	2
Burnett			
Calumet	1		
Chippewa	5		
Clark			
Columbia	12	7	1
Crawford	16	21	1
Dane	37	5	6
Dodge	22	7	3
Door	3		
Douglas			
Dunn	3	2	12
Eau Claire	68	18	2
Florence			
Fond du Lac	25	2	3
Forest			
Gates	1		1
Grant	22	6	2
Green	27	2	1
Green Lake	11	2	2
Iowa	2	3	1
Iron			
Jackson	18	14	2
Jefferson	7		1
Jumeau	5	2	
Kenosha	54	1	
Kewaunee	4		1
La Crosse	334	26	7
Lafayette	16		
Langlade			
Lincoln			1
Manitowoc	8	4	
Marathon	3	1	
Marquette	3		
Marquette	4	2	3
Milwaukee	7	7	25
Monroe	43	35	
Oconto			

"H"—Statement of Principal Farm Products.

APPENDIX H.—Statement of the principal farm products growing in the several counties in 1901.—Continued.

COUNTIES.	NUMBER OF ACRES.		
	Raspberries.	Blackberries.	Currants.
Oneida			
Outagamie	7	3	1
Ozaukee	5		1
Pepin	31	3	1
Pierce	8	1	
Polk			
Portage			
Price			
Racine	3	1	4
Richland	25	7	1
Rock	37	6	7
St Croix	10		
Sauk	53	21	5
Sawyer			
Shawano	6	9	
Sheboygan	20	1	1
Taylor			
Trempealeau	8	6	
Vernon	6	7	1
Vilas			
Walworth	12		5
Washburn	3		
Washington	2	1	1
Waukesha	10	1	8
Waupaca	1		
Waushara			
Winnebago	36	2	9
Wood	5	4	1
Total	1,065	245	131

"H"—Statement of Principal Farm Products.

APPENDIX H.—*Statement of the principal farm products growing in the several counties in 1901.—Continued.*

COUNTIES.	NUMBER OF ACRES.		
	Grapes.	Flax fibre.	Hops.
Adams			25
Ashland			
Barron			
Bayfield			
Brown			
Buffalo	14		
Burnett			
Calumet			
Chippewa		6	
Clark			
Columbia	1		24
Crawford	58		
Dane	8		
Dodge	4		
Door		5	
Douglas			
Dunn			
Eau Claire		64	
Florence			
Fond du Lac	3	22	
Forest			
Gates			
Grant	24	18	
Green	1		
Green Lake	5		
Iowa	1		
Iron			
Jackson	5		
Jefferson	1	2	
Juneau	1	1	40
Kenosha		86	
Kewaunee			
La Crosse	14		
Lafayette			3
Langlade			
Lincoln			
Menomonee	2		
Marathon			
Marquette	1		
Milwaukee			
Monroe			12
Oconto			

"H"—Statement of Principal Farm Products.

APPENDIX H.—*Statement of the principal farm products growing in the several counties in 1901.—Continued.*

COUNTIES.	NUMBER OF ACRES.		
	Grapes.	Flax fibre.	Hops.
Oneida			
Outagamie			
Ozaukee	1		
Pepin	4		
Pierce	4	5	
Polk			94
Portage			35
Price			
Racine	3	7	
Richland	17		
Rock			
St. Croix	2		
Sauk	20		3
Sawyer			
Sauwano			
Sheboygan			
Taylor			
Trempealeau	2		
Vernon			
Vilas			
Walworth	4		
Washburn			
Washington	1		
Waukesha			2
Waupaca			7
Waushara			
Winnebago	4		
Wood	1		
Total	206	216	245

"H"—Statement of Principal Farm Products.

APPENDIX H.—*Statement of the principal farm products growing in the several counties in 1901.—Continued.*

COUNTIES.	NUMBER OF ACRES.		
	Tobacco.	Cultivated grasses.	Timber.
Adams	12	7,496	46,381
Ashland		4,682	6,360
Barron	3	32,701	2,843
Bayfield		3,659	5,679
Brown		43,403	10,985
Buffalo		30,656	50,411
Burnett		3,172	251
Calumet		20,730	19,703
Chippewa	17	28,413	10,290
Clark		34,750	73,448
Columbia	2,401	40,579	55,357
Crawford	1,487	31,456	79,589
Dame	14,364	98,203	84,954
Dodge	21	43,706	27,610
Door		23,313	7,192
Douglas		1,077
Dunn	178	35,295	48,201
Eau Claire	15	26,000	11,296
Florence		1,832	36,063
Fond du Lac		41,714	24,560
Forest		796
Gates		2,856	1,785
Grant	193	84,430	91,894
Green	171	72,426	33,615
Green Lake		14,532	18,429
Iowa	15	58,319	74,701
Iron		886	20
Jackson	16	23,578	21,883
Jefferson	650	22,631	19,221
Juneau	65	15,328	43,911
Kenosha		20,137	9,626
Kewaunee	1	27,085	11,692
La Crosse	73	31,849	54,744
Lafayette	19	52,394	23,013
Langlade		10,435	61,146
Lincoln	300	8,990	14,835
Manitowoc		53,162	37,779
Marathon		30,067	163,124
Marquette		8,599	215
Marquette	6	3,693	61,173
Milwaukee		16,747	6,484
Monroe	171	51,155	70,004
Oconto		19,201	12,026

“H”—Statement of Principal Farm Products.

APPENDIX II.—*Statement of the principal farm products growing in the several counties in 1901.—Continued.*

COUNTIES.	NUMBER OF ACRES.		
	Tobacco.	Cultivated grasses.	Timber.
Oneida		1,279	1,750
Outagamie		35,463	27,897
Ozaukee		23,239	14,327
Pepin		7,077	10,618
Pierce	12	24,939	23,966
Polk		27,343	35,443
Portage		27,358	44,219
Price		5,210	2,481
Racine	13	23,173	11,603
Richland	308	39,902	77,754
Rock	8,248	63,640	31,236
St. Croix	13	39,109	7,642
Sauk	4	36,117	79,494
Sawyer		1,461
Shawano		24,452	33,414
Sheboygan		53,560	39,375
Taylor	7,997
Trempealeau	3	48,602	64,587
Vernon	5,213	62,487	137,532
Vilas		428
Walworth	27	39,262	23,095
Washburn		3,227	4,948
Washington		28,616	38,663
Waukesha		37,417	36,596
Waupaca		29,373	47,205
Waushara		20,212	57,300
Winnebago		25,272	11,901
Wood		14,808	5,720
Total	34,019	1,924,159	2,309,256

"H"—Statement of Principal Farm Products.

APPENDIX H.—*Statement of the principal farm products growing in the several counties in 1901.—Continued.*

COUNTIES.	MILCH COWS.	
	Number.	Value.
Adams	5,007	\$104,410
Ashland	1,032	22,325
Barron	7,816	166,432
Bayfield	661	16,078
Brown	11,507	171,560
Buffalo	11,435	286,213
Burnett	3,568	52,661
Calumet	10,772	239,350
Chippewa	7,035	141,366
Clark	13,514	304,152
Columbia	16,441	436,281
Crawford	9,160	186,265
Dane	41,323	885,391
Dodge	37,918	854,689
Door	7,020	94,242
Douglas	277	8,585
Dunn	11,488	186,960
Eau Claire	8,104	144,620
Florence	204	6,380
Fond du Lac	25,093	486,984
Forest	92	2,480
Gates	647	14,315
Grant	25,959	530,151
Green	25,533	717,235
Green Lake	9,256	140,520
Iowa	22,748	605,269
Iron	387	3,260
Jackson	8,003	75,817
Jefferson	30,909	788,483
Juneau	8,096	159,796
Kenosha	10,777	316,709
Kewaunee	12,281	196,509
La Crosse	11,606	249,714
Lafayette	22,592	497,249
Langlade	2,901	53,741
Lincoln	2,156	45,701
Mamitowoc	19,378	319,072
Marathon	12,308	222,639
Marinette	3,764	49,629
Marquette	5,948	128,450
Milwaukee	7,744	178,187
Monroe	13,475	294,708
Oconto	5,964	98,377
Oneida	336	7,068

"H"—Statement of Principal Farm Products.

APPENDIX II.—Statement of the principal farm products growing in the several counties in 1901.—Continued.

COUNTIES.	MILCH COWS.	
	Number.	Value.
Outagamie	19,311	\$450,404
Ozaukee	10,281	241,596
Pepin	3,706	67,047
Pierce	8,384	206,112
Polk	11,123	232,260
Portage	9,159	187,498
Price	1,388	29,729
Racine	12,603	308,691
Richland	12,225	315,445
Rock	24,653	703,001
St. Croix	9,928	201,809
Sauk	17,949	400,061
Sawyer	121	3,490
Shawano	11,222	212,499
Sheboygan	25,560	685,438
Taylor	2,438	50,312
Trempealeau	14,610	345,839
Vernon	14,396	305,358
Vilas	370	8,255
Walworth	26,038	729,814
Washburn	912	20,330
Washington	16,173	334,447
Waukesha	18,973	455,317
Waupaca	16,406	382,173
Waushara	9,768	214,337
Winnebago	15,488	346,001
Wood	7,295	146,471
Total	812,715	\$18,073,757

*"T"—Industrial and Agricultural Societies.*APPENDIX I.—*Report of Industrial and Agricultural Societies, 1900.*

NAME OF SOCIETY.	RECEIPTS.		
	From state.	Member ship.	Admission fees.
Adams Co. Ag. Society	\$494 46	\$42 00	\$555 20
Arcadia Ag. & Driv. Ass'n.....	1,200 00	30 00	779 35
Ashland Co. Ag. Society.....	517 30	722 95
Barron Co. Ag. Society.....	571 20	502 78
Bayfield Co. Fair Ass'n	310 00	291 15
Berlin Ind. & Ag. Society	798 80	65 00	1,219 12
Blakes Prairie Ag. Society	426 90	779 50
Boscobel Ag. & Driv. Park Ass'n.....	639 80	25 00	1,008 35
Brown Co. Hort. & Ag. Society.....	821 82	3 00	1,881 85
Buffalo Co. Ag. Society	794 08	484 00	400 29
Burnett Co. Ag. Society.....	200 00	180 10
Central Ag. & Driv. Park Ass'n.....	482 14	1,364 10
Clark Co. Ag. Society	747 20	100 00	1,051 85
Columbia Co. Ag. Society	1,182 28	1,576 03
Crawford Co. Ag. Society	210 58	149 00	146 55
Cumberland Ag. & Driv. Ass'n.....	998 80	469 90
Dane Co. Ag. Society.....	908 76	85 00	2,345 15
Dodge Co. Fair Ass'n.....	1,200 00	3,514 77
Douglas Co. Ag. Society.....	1,200 00	58 00	752 60
Dunn Co. Ag. Society.....	993 82	439 00	943 50
Eastern Monroe Co. Ag. Society.....	856 00	1,092 35
Eau Claire Co. Ag. Society.....	1,200 00	990 75
Elroy Fair Ass'n	735 00
Evansville, Rock Co. Ag. Society.....	209 58	1,878 53
Grant Co. Ag. Society	796 90	40 00	1,804 89
Green Co. Ag. Society.....	1,062 50	1,820 00	2,612 24
Hillsboro Ag. & Driv. Ass'n.....	786 00	1,122 44
Industrial Ass'n of Manitowoc Co.	951 98	1,914 30
Iowa Co. Ag. Society	1,014 18	142 00	1,534 50
Jackson Co. Ag. Society	898 20	987 20
Jefferson Co. & R. R. Vanev Ag. Soc..	1,071 58	70 00	2,635 54
Juneau Co. Ag. Society	1,030 90	933 60
Kewaunee Co. Ag. Society	200 00	77 90	683 35
Kickapoo Valley Ag. Driv. Park Ass'n	763 92	80 00	708 35
La Crosse Co. Ag. Society	820 80	554 00	779 60
Lafayette Co. Ag. Society	1,108 12	15 00	3,402 67
Langlade Co. Ag. Society	590 10	144 00	391 30
Lincoln Co. Ag. Society	1,040 00
Lodi Union Ag. Society	466 70	896 75
Marathon Co. Ag. Society.....	915 74	1,578 95
Marquette Co. Ag. Society	556 40	590 90
Merrillan Ag. & Driv. Park Ass'n.....	518 60	299 25
New London Ag. & Ind. Ass'n.....	709 00	623 45
New Richmond Park Ass'n & Ag. Soc..	571 00	677 53

"T"—Industrial and Agricultural Societies.

APPENDIX I.—Report of Industrial and Agricultural Societies, 1900.—Continued.

NAME OF SOCIETY.	RECEIPTS.		
	From state.	Member-ship.	Admission fees.
Northern Wis. State Fair	2,813 41		5,546 51
Oconto Co. Fair Ass'n.....		206 79	771 55
Oneida Co. Ag. Society	954 90	153 75	787 65
Oneida Reservation Ag. Society.....	143 92		357 35
Outagamie Co. Ag. Society.....	409 58		580 55
Ozaukee Co. Ag. Society	995 48	174 00	294 10
Pepin Co. Ag. Society	569 60		963 70
Pierce Co. Fair Ag. Society	741 70		1,078 85
Polk Co. Fair Society	890 00	7 00	609 70
Portage Co. Ag. Society	200 00	10 50	383 45
Price Co. Ag. Society.....	200 00	112 00	117 65
Richland Co. Ag. Society.....	943 47	20 00	1,434 45
Sauk Co. Ag. Society	855 09	70 00	1,378 55
Seymour Fair & Driv. Park Ag. Soc....	491 88		817 38
Shawano Co. Ag. Society.....	242 34	60 00	690 05
Sheboygan Co. Ag. Society.....	647 92		2,807 70
Southwestern Wis. Fair Ass'n.....	1,102 65		2,271 65
Sparta Driv. & Ag. Society.....	926 40	396 00	960 75
Stevens Point Fair Ass'n		1,477 50	2,316 95
Taylor Co. Mech. & Ag. Society.....	519 20	45 00	403 15
Trempealeau Co. Ag. Society.....	814 80	502 50	599 65
Trempealeau Co. Ind. & Ag. Society....	956 40		536 90
Vernon Co. Ag. Society	1,054 40	4 00	2,160 05
Walworth Co. Ag. Society	1,200 00	1,208 50	4,119 90
Washington Co. Ag. Society.....	618 20	450 00	610 70
Waukesha Co. Ag. Society.....	1,138 80		2,289 45
Waupaca Co. Ag. Society	521 60	15 00	1,107 15
Waushara Co. Ag. Society.....	624 60		1,042 80
Winnebago Co. Hort. & Ag. Society....		268 00	2,118 27
Total	\$52,062 48	\$9,913 44	\$89,545 09

"I"—Industrial and Agricultural Societies.

APPENDIX I.—*Report of Industrial and Agricultural Societies, 1900.*—Continued.

NAME OF SOCIETY.	RECEIPTS.		
	Entries.	Subscriptions.	Other sources.
Adams Co. Ag. Society	\$566 55	\$201 14	\$442 70
Arcadia Ag. & Driv. Ass'n.....	1,450 81	134 15	2,066 63
Ashland Co. Ag. Society	280 00	295 00	247 50
Barron Co. Ag. Society.....	397 51	251 23	50 20
Bayfield Co. Fair Ass'n.....	437 61	509 90
Berlin Ind. & Ag. Society.....	149 00	872 82
Blakes Prairie Ag. Society.....	47 00	723 71
Boscobel Ag. & Driv. Park Ass'n.....	420 50	11 60	2,027 29
Brown Co. Hort. & Ag. Society.....	340 00	1,457 10
Buffalo Co. Ag. Society	989 58	299 50
Burnett Co. Ag. Society.....	100 15
Central Ag. & Driv. Park Ass'n.....	485 55	1,550 00	1,345 05
Clark Co. Ag. Society	674 80	500 00	1,207 95
Columbia Co. Ag. Society.....	502 50	10 00	1,989 26
Crawford Co. Ag. Society	142 20	359 00
Cumberland Ag. & Driv. Ass'n.....	395 00	703 50	924 70
Dane Co. Ag. Society.....	262 50	551 00	1,917 92
Dodge Co. Fair Ass'n	742 50	459 15	3,734 45
Douglas Co. Ag. Society	398 80	1,935 70	1,496 00
Dumn Co. Ag. Society.....	374 41	1,100 34	461 10
Eastern Monroe Co. Ag. Society	302 35	325 00
Eau Claire Co. Ag. Society	1,136 20	748 75
Elroy Fair Ass'n	509 77	250 00	679 45
Evansville, Rock Co. Ag. Society.....	384 90	299 40
Grant Co. Ag. Society	68 75	12 00	762 86
Green Co. Ag. Society.....	459 45	2,798 46
Hillsboro Ag. & Driv. Ass'n.....	911 00	180 00	517 00
Industrial Ass'n of Manitowoc Co.....	340 00	642 25	796 80
Iowa Co. Ag. Society	283 55	137 75	1,385 00
Jackson Co. Ag. Society.....	772 31	300 00	1,751 00
Jefferson Co. & R. R. Valley Ag. Society	550 00	2,086 22
Juneau Co. Ag. Society	252 75	100 00	1,432 62
Kewaunee Co. Ag. Society.....	100 00	241 45
Kickapoo Valley Ag. Driv. Park Ass'n.	777 23	1,045 80
La Crosse Co. Ag. Society.....	429 00	1,179 60
Lafayette Co. Ag. Society.....	493 45	7,367 62
Langlade Co. Ag. Society.....	559 03	63 00	354 16
Lincoln Co. Ag. Society.....	300 00	1,192 67
Lodi Union Ag. Society	158 50	112 56	1,120 49
Marathon Co. Ag. Society	322 50	710 00	1,870 16
Marquette Co. Ag. Society	460 00	67 72	398 75
Merrillan Ag. & Driv. Park Ass'n.....	541 70	221 70
New London Ag. & Ind. Ass'n.....	294 50	1,120 00
New Richmond Park Ass'n & Ag. Soc..	370 00	283 70	603 37

*"I"—Industrial and Agricultural Societies.*APPENDIX I.—*Report of Industrial and Agricultural Societies, 1900.*—Continued.

NAME OF SOCIETY.	RECEIPTS.		
	Entries.	Subscrip- tions.	Other sources.
Northern Wis. State Fair		98 30	3,153 65
Oconto Co. Fair Ass'n.....	123 72		926 00
Oneida Co. Ag. Society	156 25	1,563 00	661 05
Oneida Reservation Ag. Society.....			102 50
Outagamie Co. Ag. Society	132 95	435 50	472 25
Ozaukee Co. Ag. Society	280 00	530 60	1,189 47
Pepin Co. Ag. Society.....	395 00		685 00
Pierce Co. Fair Ag. Society.....			1,007 09
Polk Co. Fair Society	1,006 00		866 20
Portage Co. Ag. Society	211 00	31 00	56 00
Price Co. Ag. Society	28 50	750 00	301 25
Richland Co. Ag. Society	890 90		1,756 41
Sauk Co. Ag. Society	80 00	391 90	464 95
Seymour Fair & Driv. Park Ag. Society	122 00		430 00
Shawano Co. Ag. Society		5 00	1,498 04
Sheboygan Co. Ag. Society	766 00	21 67	852 79
Southwestern Wis. Fair Ass'n.....	705 00	270 50	5,596 38
Sparta Driv. & Ag. Society.....	625 00	76 10	393 19
Stevens Point Fair Ass'n	521 75	3 00	521 76
Taylor Co. Mech. & Ag. Society.....	400 00	170 50	790 11
Trempealeau Co. Ag. Society	555 00	705 00	1,483 69
Trempealeau Co. Ind. & Ag. Society....	1,166 50		1,595 00
Vernon Co. Ag. Society.....	690 19		1,398 88
Walworth Co. Ag. Society.....	1,177 00		5,156 22
Washington Co. Ag. Society	460 00	345 10	621 80
Waukesha Co. Ag. Society	1,115 00	143 33	1,873 85
Waupaca Co. Ag. Society	196 50		1,056 60
Waushara Co. Ag. Society			100 00
Winnebago Co. Hort. & Ag. Society....	1,242 95		1,424 71
Total	\$32,732 12	\$16,351 29	\$88,865 95

"I"—Industrial and Agricultural Societies.

APPENDIX I.—Report of Industrial and Agricultural Societies, 1900.—Continued.

NAME OF SOCIETY.	Total receipts.	Cash on hand at date of last report	Total.
Adams Co. Ag. Society	\$2,302 05	\$2,302 05
Arcadia Ag. & Driv. Ass'n.....	5,660 94	\$129 55	5,790 49
Ashland Co. Ag. Society.....	2,061 75	4 04	2,065 79
Barron Co. Ag. Society	1,772 92	224 47	1,997 39
Bayfield Co. Fair Ass'n	1,548 66	1,548 66
Berlin Ind. Ag. Society.....	3,104 74	3,104 74
Blakes Prairie Ag. Society.....	1,977 11	1,977 11
Boscobel Ag. & Driv. Park Ass'n.....	4,132 54	18 06	4,150 60
Brown Co. Hort. & Ag. Society.....	4,503 77	100 48	4,604 25
Buffalo Co. Ag. Society	2,967 45	2,967 45
Burnett Co. Ag. Society	+80 25	27 91	508 16
Central Ag. & Driv. Park Ass'n.....	5,226 84	5,226 84
Clark Co. Ag. Society	4,281 80	3 30	4,285 10
Columbia Co. Ag. Society	5,260 07	5,260 07
Crawford Co. Ag. Society	1,007 33	11 04	1,018 37
Cumberland Ag. & Driv. Ass'n	3,491 90	3,491 90
Dane Co. Ag. Society	6,070 33	6,070 33
Dodge Co. Fair Ass'n	9,650 87	6 31	9,657 18
Douglas Co. Ag. Society	5,841 10	5,841 10
Dunn Co. Ag. Society	4,312 17	51 65	4,363 82
Eastern Monroe Co. Ag. Society.....	2,575 70	64 28	2,639 98
Eau Claire Co. Ag. Society	4,075 70	6 11	4,081 81
Elroy Fair Ass'n	2,174 22	2,174 22
Evansville, Rock Co. Ag. Society.....	2,772 41	630 95	3,403 36
Grant Co. Ag. Society	3,485 40	3,485 40
Green Co. Ag. Society	8,752 65	3 93	8,756 58
Hillsboro Ag. & Driv. Ass'n	3,516 44	3,516 44
Industrial Ass'n of Manitowoc Co.	4,645 33	13 94	4,659 27
Iowa Co. Ag. Society	4,496 98	12 14	4,509 12
Jackson Co. Ag. Society	4,708 71	22 04	4,730 75
Jefferson Co. & R. R. Valley Ag. Soc..	6,413 34	6,413 34
Juneau Co. Ag. Society	3,749 87	5 63	3,755 50
Kewaunee Co. Ag. Society	1,302 70	1,302 70
Kickapoo Valley Ag. Driv. Park Ass'n.	3,375 30	11 23	3,386 53
La Crosse Co. Ag. Society	3,763 00	3,763 00
Lafayette Co. Ag. Society	12,386 86	263 92	12,650 78
Langlade Co. Ag. Society	2,101 59	20 30	2,121 89
Lincoln Co. Ag. Society	2,532 67	58 03	2,590 70
Lodi Union Ag. Society	2,755 00	41	2,755 41
Marathon Co. Ag. Society	5,397 35	30 71	5,428 06
Marquette Co. Ag. Society	2,073 77	105 13	2,178 90
Merrillan Ag. & Driv. Park Ass'n.....	1,581 25	1,581 25
New London Ag. & Ind. Ass'n.....	2,746 95	2,746 95
New Richmond Park Ass'n & Ag. Soc..	2,505 60	2,505 60
Northern Wis. State Fair.....	11,611 87	11,611 87

*"I"—Industrial and Agricultural Societies.*APPENDIX I.—*Report of Industrial and Agricultural Societies, 1900.*—Continued.

NAME OF SOCIETY.	Total receipts.	Cash on hand at date of last report	Total.
Oconto Co. Fair Ass'n	2,028 06	2,028 06
Oneida Co. Ag. Society	4,276 60	23 35	4,299 95
Oneida Reservatica Ag. Society.....	603 77	603 77
Outagamie Co. Ag. Society.....	2,030 83	52 55	2,083 38
Ozaukee Co. Ag. Society	3,463 65	3,463 65
Pepin Co. Ag. Society	2,613 30	2,613 30
Pierce Co. Fair Ag. Society.....	2,827 64	61 16	2,888 80
Polk Co. Fair Society	3,369 90	35	3,370 25
Portage Co. Ag. Society	891 95	107 97	999 92
Price Co. Ag. Society	1,509 40	35 04	1,544 44
Richland Co. Ag. Society	5,045 23	5,045 23
Sauk Co. Ag. Society	3,240 49	180 49	3,420 98
Seymour Fair & Driv. Park Ag. Soc....	1,861 26	25 01	1,886 27
Shawano Co. Ag. Society	2,495 43	1 16	2,496 59
Sheboygan Co. Ag. Society.....	5,096 08	12 26	5,108 34
Southwestern Wis. Fair Ass'n	9,946 18	9,946 18
Sparta Driv. & Ag. Society	3,377 44	300 86	3,678 30
Stevens Point Fair Ass'n	4,840 96	4,840 96
Taylor Co. Mech. & Ag. Society	2,327 96	17 06	2,345 02
Trempealeau Co. Ag. Society	4,660 64	77	4,661 41
Trempealeau Co. Ind. & Ag. Society...	4,254 80	4,254 80
Vernon Co. Ag. Society	5,307 52	26 00	5,333 52
Walworth Co. Ag. Society	12,861 62	59 89	12,921 51
Washington Co. Ag. Society	3,105 80	45 00	3,150 80
Waukesha Co. Ag. Society	6,560 43	6,560 43
Waupaca Co. Ag. Society	2,896 85	4 19	2,901 04
Waushara Co. Ag. Society	1,767 40	150 93	1,918 33
Winnebago Co. Hort. & Ag. Society...	5,053 93	5,053 93
Total	289,470 37	\$2,929 60	292,399 97

"P"—*Industrial and Agricultural Societies.*

APPENDIX I.—*Report of Industrial and Agricultural Societies, 1900.*—Continued.

NAME OF SOCIETY.	DISBURSEMENTS.		
	Prem-iums.	Trials of speed.	Fair ex-penses.
Adams Co. Ag. Society	\$450 90	\$925 00	\$225 24
Arcadia Ag. & Driv. Ass'n	2,389 12	1,150 00	762 57
Ashland Co. Ag. Society	196 00	1,495 00	312 59
Barron Co. Ag. Society	495 23	1,035 10	161 16
Bayfield Co. Fair Ass'n	342 50	485 00	376 26
Berlin Ind. & Ag. Society	1,155 25	975 00
Blakes Prairie Ag. Society	511 25	865 00	292 43
Boscobel Ag. & Driv. Park Ass'n.....	806 95	1,088 75	476 13
Brown Co. Hort. & Ag. Society.....	1,312 75	1,200 00	1,519 66
Buffalo Co. Ag. Society	1,450 00	1,025 00	204 95
Burnett Co. Ag. Society	202 30	44 75
Central Ag. & Driv. Park Ass'n.....	1,127 93	1,002 50	467 60
Clark Co. Ag. Society	1,755 00	1,000 00	420 30
Columbia Co. Ag. Society.....	2,173 80	1,000 00	246 00
Crawford Co. Ag. Society	508 55	220 19
Cumberland Ag. & Driv. Ass'n.....	1,407 00	985 00	24 00
Dane Co. Ag. Society	2,105 35	869 98	1,545 00
Dodge Co. Fair Ass'n	2,016 15	1,660 00	2,911 74
Douglas Co. Agr. Society	2,141 30	1,140 00	897 87
Duna Co. Ag. Society	1,384 10	751 87	1,400 90
Eastern Monroe Ag. Society	850 00	1,000 00	276 00
Eau Claire Co. Ag. Society	2,102 50	1,000 00	678 72
Elroy Fair Ass'n	778 00	1,000 00	150 00
Evansville, Rock Co. Ag. Society.....	377 00	887 00	1,419 28
Grant Co. Ag. Society	938 00	990 00	641 75
Green Co. Ag. Society	1,885 50	1,339 00	1,133 78
Hillsboro Ag. & Driv. Ass'n	1,105 97	1,760 00	250 00
Industrial Ass'n of Manitowoc Co....	1,649 50	1,204 98	357 55
Iowa Co. Ag. Society	1,508 50	1,360 00	689 52
Jackson Co. Ag. Society	1,753 30	1,000 00	630 50
Jefferson Co. & R. R. Valley Ag. Soc..	1,791 50	1,377 50	1,551 81
Juneau Co. Ag. Society	810 85	1,100 00	371 47
Kewaunee Co. Ag. Society	292 65	40 00	292 67
Kickapoo Valley Ag. Driv. Park Ass'n.	1,332 40	1,130 00	225 00
La Crosse Co. Ag. Society	1,496 50	930 00	689 40
Lafayette Co. Ag. Society	1,987 53	1,469 00	1,241 62
Langlade Co. Ag. Society	766 94	1,030 00	158 59
Lincoln Co. Ag. Society	1,006 75	1,100 00	132 80
Lodi Union Ag. Society	528 50	850 00	318 19
Marathon Co. Ag. Society	1,875 41	1,058 50	1,091 79
Marquette Co. Ag. Society	407 80	1,125 00	350 00
Merrillan Ag. & Driv. Park Ass'n	325 23	975 00	206 02
New London Ag. & Ind. Ass'n	1,019 50	760 00	643 87
New Richmond Park Ass'n & Ag. Soc..	328 75	1,125 00	384 55

*"T"—Industrial and Agricultural Societies.*APPENDIX I.—*Report of Industrial and Agricultural Societies, 1900.*—Continued.

NAME OF SOCIETY.	DISBURSEMENTS.		
	Prem- iums.	Trials of speed.	Fair ex- penses.
Northern Wis. State Fair	2,066 00	1,699 95	2,468 00
Oconto Co. Fair Ass'n	183 20	547 50	771 08
Oneida Co. Ag. Society	1,817 75	1,275 00	251 71
Oneida Reservation Ag. Society.....	207 35	150 00	200 00
Outagamie Co. Ag. Society	1,213 50	700 07
Ozaukee Co. Ag. Society	1,253 65	500 00	276 00
Pepin Co. Ag. Society	322 25	1,043 75	395 28
Pierce Co. Fair Ag. Society.....	799 75	475 00	681 69
Polk Co. Fair Society	1,247 00	945 00	275 99
Portage Co. Ag. Society	435 00	520 00	41 75
Price Co. Ag. Society	161 16	257 95	140 05
Richland Co. Ag. Society	1,174 00	1,400 00	617 13
Sauk Co. Ag. Society	1,300 65	428 00	1,048 07
Seymour Fair & Driv. Park Ag. Society	497 72	354 40	74 00
Shawano Co. Ag. Society	351 35	83 00	467 20
Sheboygan Co. Ag. Society	652 07	1,557 50	1,341 47
Southwestern Wis. Fair Ass'n.....	2,129 50	1,575 00	920 91
Sparta Driv. & Ag. Society	1,541 50	1,250 00	290 66
Stevens Point Fair Ass'n.....	423 75	1,448 60	1,147 42
Taylor Co. Mech. & Ag. Society.....	298 00	1,000 00	30 00
Trempealeau Co. Ag. Society	1,659 00	1,150 00	502 07
Trempealeau Co. Ind. & Ag. Society...	2,110 12	1,000 00	215 40
Vernon Co. Ag. Society	1,743 65	1,075 00	329 50
Walworth Co. Ag. Society	4,174 75	2,800 00	680 59
Washington Co. Ag. Society	1,064 87	1,000 00	440 90
Waukesha Co. Ag. Society	2,031 35	2,290 00	661 36
Waupaca Co. Ag. Society	785 75	1,013 25	425 65
Waushara Co. Ag. Society	569 00	1,000 00	105 00
Winnebago Co. Hort. & Ag. Society..	1,737 00	1,807 50	1,218 67
Total	\$84,850 65	\$72,935 58	\$44,092 84

*"I"—Industrial and Agricultural Societies.*APPENDIX I.—*Report of Industrial and Agricultural Societies, 1900.*—Continued.

NAME OF SOCIETY.	DISBURSEMENTS.		
	Secy's office.	Improvements.	Other purposes.
Adams Co. Ag. Society	\$40 00	\$61 90	\$571 79
Arcadia Ag. & Driv. Ass'n.....	21 87	172 83	1,293 35
Ashland Co. Ag. Society	6 10	50 28
Barron Co. Ag. Society	44 67	251 23	10 00
Bayfield Co. Fair Ass'n	15 41	145 03	8 34
Berlin Ind. & Ag. Society	56 63	400 00	517 86
Blakes Prairie Ag. Society	19 95	181 80	106 68
Boscobel Ag. & Driv. Park Ass'n	150 00	45 57	1,583 20
Brown Co. Hort. & Ag. Society.....	55 81	421 34	21 00
Buffalo Co. Ag. Society	30 00	7 50	250 00
Burnett Co. Ag. Society	20 00	204 00	19 92
Central Ag. & Driv. Park Ass'n.....	100 00	1,527 41	901 40
Clark Co. Ag. Society	62 00	444 60	603 20
Columbia Co. Ag. Society	125 00	1,715 15
Crawford Co. Ag. Society	35 00	19 50	212 25
Cumberland Ag. & Driv. Ass'n.....	25 00	108 00	942 90
Dane Co. Ag. Society	1,400 00	150 00
Dodge Co. Fair Ass'n	377 75	522 30	2,109 74
Douglas Co. Ag. Society	331 45	1,320 38
Dunn Co. Ag. Society	100 00	187 96
Eastern Monroe Co. Ag. Society	75 00	225 00	165 20
Eau Claire Co. Ag. Society	255 99	44 60
Elroy Fair Ass'n	50 00	75 00	121 22
Evansville, Rock Co. Ag. Society	27 50	128 62
Grant Co. Ag. Society	107 33	284 67	458 85
Green Co. Ag. Society	47 53	2,698 47	1,651 60
Hillsboro Ag. & Driv. Ass'n	100 00	150 00	150 47
Industrial Ass'n of Manitowoc Co.	388 14	196 78	862 32
Iowa Co. Ag. Society	28 81	914 00
Jackson Co. Ag. Society	50 00	617 10	679 85
Jefferson Co. & R. R. Valley Ag. Society	183 50	84 02	1,407 52
Juneau Co. Ag. Society	27 47	159 82	1,271 71
Kewaunee Co. Ag. Society	14 70	178 97	483 71
Kickapoo Valley Ag. Driv. Park Ass'n.	40 00	185 00	417 63
La Crosse Co. Ag. Society	74 00	573 10
Lafayette Co. Ag. Society	100 00	1,772 20	6,013 83
Langlade Co. Ag. Society	22 59	143 81
Lincoln Co. Ag. Society	212 70	138 45
Lodi Union Ag. Society	100 00	364 40	566 70
Marathon Co. Ag. Society	100 00	802 74	440 36
Marquette Co. Ag. Society	35 00	120 50
Merrillan Ag. & Driv. Park Ass'n.....	75 00
New London Ag. & Ind. Ass'n	75 00	248 58

*"I"—Industrial and Agricultural Societies.*APPENDIX I.—*Report of Industrial and Agricultural Societies, 1900.*—Continued.

NAME OF SOCIETY.	DISBURSEMENTS.		
	Secy's office.	Improvements.	Other purposes.
New Richmond Park Ass'n & Ag. Soc..	12 04	76 21	571 00
Northern Wis. State Fair	500 00	816 89	3,918 83
Oconto Co. Fair Ass'n	65 97	402 59	32 00
Oneida Co. Ag. Society	25 00	308 87	616 31
Oneida Reservation Ag. Society	46 42
Outagamie Co. Ag. Society.....	82 50	15 65	70 00
Ozaukee Co. Ag. Society	291 09	1,142 91
Pepin Co. Ag. Society	317 40	534 35
Pierce Co. Fair Ag. Society.....	34 00	138 84	704 67
Polk Co. Fair Society	65 00	51 31	785 95
Portage Co. Ag. Society	58 78	90 00
Price Co. Ag. Society	204 34	651 37	129 57
Richland Co. Ag. Society	30 00	272 25	1,547 48
Sauk Co. Ag. Society	75 00	153 00
Seymour Fair & Driv. Park Ag. Society	50 00	30 00	854 24
Shawano Co. Ag. Society	35 50	1,086 41	440 30
Sheboygan Co. Ag. Society.....	100 00	180 37	1,247 57
Southwestern Wis. Fair Ass'n.....	408 72	2,912 29	1,999 76
Sparta Driv. & Ag. Society	200 00	252 00	50 00
Stevens Point Fair Ass'n	160 04	430 48	162 48
Taylor Co. Mech. & Ag. Society.....	10 00	736 31	270 71
Trempealeau Co. Ag. Society	50 00	165 29	1,034 99
Trempealeau Co. Ind. & Ag. Society....	25 00	175 13	729 15
Vernon Co. Ag. Society	75 00	50 00	2,037 56
Walworth Co. Ag. Society	444 50	50 00	4,741 43
Washington Co. Ag. Society	484 33	106 19
Waukesha Co. Ag. Society	326 00	29 56	1,201 00
Waupaca Co. Ag. Society	100 00	332 01	224 00
Waushara Co. Ag. Society	55 00	161 46
Winnebago Co. Hort. & Ag. Society....	265 54	25 22
Total	\$7,215,38	\$26,573 46	\$52,645 40

"I"—Industrial and Agricultural Societies.

APPENDIX I.—*Report of Industrial and Agricultural Societies, 1900.*—Continued.

NAME OF SOCIETY.	Total dis- bursements.	Cash on hand.	Total.
Adams Co. Ag. Society	\$2,274 83	\$27 22	\$2,302 05
Arcadia Ag. & Driv. Ass'n.....	5,789 74	75	5,790 49
Ashland Co. Ag. Society	2,059 97	5 82	2,065 79
Barron Co. Ag. Society	1,997 39		1,997 39
Bayfield Co. Fair Ass'n.....	1,372 54	176 12	1,548 66
Berlin Ind. & Ag. Society.....	3,104 74		3,104 74
Blakes Prairie Ag. Society	1,977 11		1,977 11
Boscobel Ag. & Driv. Park Ass'n..	4,150 60		4,150 60
Brown Co. Hort. & Ag. Society....	4,530 56	73 69	4,604 25
Buffalo Co. Ag. Society.....	2,967 45		2,967 45
Burnett Co. Ag. Society.....	490 97	17 19	508 16
Central Ag. & Driv. Park Ass'n....	5,226 84		5,226 84
Clark Co. Ag. Society	4,285 10		4,285 10
Columbia Co. Ag. Society	5,259 95	12	5,260 07
Crawford Co. Ag. Society	995 49	22 88	1,018 37
Cumberland Ag. & Driv. Ass'n....	3,491 90		3,491 90
Dane Co. Ag. Society	6,070 33		6,070 33
Dodge Co. Fair Ass'n.....	9,597 68	59 50	9,657 18
Douglas Co. Ag. Society	5,831 00	10 10	5,841 10
Dunn Co. Ag. Society	3,824 83	538 99	4,363 82
Eastern Monroe Co. Ag. Society....	2,591 20	48 78	2,639 98
Eau Claire Co. Ag. Society.....	4,081 81		4,081 81
Elroy Fair Ass'n	2,174 22		2,174 22
Evansville, Rock Co. Ag. Society..	2,839 40	563 96	3,403 36
Grant Co. Ag. Society	3,420 60	64 80	3,485 40
Green Co. Ag. Society	8,755 88	70	8,756 58
Hillsboro Ag. & Driv. Ass'n	3,516 44		3,516 44
Industrial Ass'n of Manitowoc Co..	4,659 27		4,659 27
Iowa Co. Ag. Society	4,500 83	8 29	4,509 12
Jackson Co. Ag. Society	4,730 75		4,730 75
Jefferson Co. & R. R. Valley Ag. Society	6,395 85	17 49	6,413 34
Juneau Co. Ag. Society	3,741 32	14 28	3,755 50
Kewaunee Co. Ag. Society	1,302 70		1,302 70
Kickapoo Valley Ag. Driv. Park Ass'n	3,380 03	6 50	3,386 53
La Crosse Co. Ag. Society	3,763 00		3,763 00
Lafayette Co. Ag. Society.....	12,584 18	66 60	12,650 78
Langlade Co. Ag. Society.....	2,121 89		2,121 89
Lincoln Co. Ag. Society	2,590 70		2,590 70
Lodi Union Ag. Society	2,727 79	27 62	2,755 41
Marathon Co. Ag. Society	5,428 06	59 26	5,428 06
Marquette Co. Ag. Society	2,038 30	140 60	2,178 90
Merrillan Ag. & Driv. Park Ass'n..	1,581 25		1,581 25
New London Ag. & Ind. Ass'n....	2,746 95		2,746 95
New Richmond Park Ass'n & Ag. Society	2,497 55	8 05	2,505 60

"I"—Industrial and Agricultural Societies.

APPENDIX I.—Report of Industrial and Agricultural Societies, 1900.—Continued.

NAME OF SOCIETY.	Total dis- bursements.	Cash on hand.	Total.
Northern Wis. State Fair	11,469 67	142 20	11,611 87
Oconto Co. Fair Ass'n.....	2,002 34	25 72	2,028 06
Oneida Co. Ag. Society	4,294 64	5 31	4,299 95
Oneida Reservation Ag. Society ..	603 77	603 77
Outagamie Co. Ag. Society.....	2,081 72	1 66	2,083 38
Ozaukee Co. Ag. Society	3,463 65	3,463 65
Pepin Co. Ag. Society.....	2,613 03	27	2,613 30
Pierce Co. Fair Ag. Society	2,833 95	54 85	2,888 80
Polk Co. Fair Society	3,370 25	3,370 25
Portage Co. Ag. Society.....	*999 92	999 92
Price Co. Ag. Society	1,544 44	1,544 44
Richland Co. Ag. Society	5,040 86	4 37	5,045 23
Sauk Co. Ag. Society	3,004 72	416 26	3,420 98
Seymour Fair & Driv. Park Ag. Soc.)	1,860 36	25 91	1,886 27
Shawano Co. Ag. Society	2,463 76	32 83	2,496 59
Sheboygan Co. Ag. Society	5,078 98	29 36	5,108 34
Southwestern Wis. Fair Ass'n	9,946 18	9,946 18
Sparta Driv. & Ag. Society.....	3,584 16	94 14	3,678 30
Stevens Point Fair Ass'n	3,772 77	1,068 19	4,840 96
Taylor Co. Mech. & Ag. Society....	2,345 02	2,345 02
Trempealeau Co. Ag. Society	4,561 35	100 06	4,661 41
Trempealeau Co. Ind. & Ag. Soc...	4,254 80	4,254 80
Vernon Co. Ag. Society	5,310 71	22 81	5,333 52
Walworth Co. Ag. Society	12,891 27	30 24	12,921 51
Washington Co. Ag. Society.....	3,096 29	54 61	3,150 80
Waukesha Co. Ag. Society	6,539 27	21 16	6,560 43
Waupaca Co. Ag. Society	2,880 66	20 38	2,901 04
Waushara Co. Ag. Society.....	1,890 46	27 87	1,918 33
Winnebago Co. Hort. & Ag. Soc...	5,053 93	5,053 93
Total	\$287,784 46	\$4,615 51	\$292,399 97

*Portage County Agricultural Society over drafts and loans, \$145.61.

"I"—Industrial and Agricultural Societies.

APPENDIX I.—*Report of Industrial and Agricultural Societies, 1901.*

NAME OF SOCIETY.	RECEIPTS.		
	From state.	Member-ship.	Admission fees.
Adams Co. Ag. Society	\$550 36	\$12 00	\$511 80
Arcadia Ag. & Driv. Ass'n	1,200 00	747 25
Ashland Co. Ag. Society	478 40	6 00	683 15
Barron Co. Ag. Society	598 09	10 00	986 60
Bayfield Co. Fair Ass'n	331 00	164 90
Berlin Ind. & Ag. Society	462 00	10 00	2,555 10
Blakes Prairie Ag. Society	550 50	763 10
Boscobel Ag. & Driv. Park Ass'n.....	722 78	1,010 70
Brown Co. Hort. & Ag. Society	925 10	12 50	2,554 21
Buffalo Co. Ag. Society	980 00	529 00	358 75
Burnett Co. Ag. Society	200 00	8 00	161 90
Calumet Co. Ag. Society	537 95	804 85
Central Ag. & D. P. Ass'n	851 17	300 00	920 25
Clark Co. Ag. Society	1,102 00	957 25
Crawford Co. Ag. Society	203 42	89 00	91 15
Cumberland Ag. & Driv. Ass'n.....	956 80	547 91
Dane Co. Ag. Society	1,190 12	150 00	3,423 70
Dodge Co. Fair Ass'n	1,200 00	4,003 38
Dunn Co. Ag. Society	854 38	401 00	1,569 45
Eastern Monroe Co. Ag. Society	740 00	10 00	124 50
Eau Claire Ag. Society	1,200 00	797 40
Elroy Fair Ass'n	711 20	828 35
Evansville, Rock Co. Ag. Society	505 60	1,927 05
Grant Co. Ag. Society	771 20	80 00	824 25
Green Co. Ag. Society	1,154 20	530 00	2,419 30
Hillsboro Ag. & Driv. Ass'n.....	842 38	1,160 95
Industrial Ass'n of Manitowoc Co.....	1,059 80	1,540 15
Iowa Co. Ag. Society	1,003 40	116 00	1,323 45
Jackson Co. Ag. Society	1,101 32	1,006 50
Jefferson Co. & R. R. Valley Ag. Society	1,116 60	3,405 10
Juneau Co. Ag. Society	724 34	757 25
Kewaunee Co. Ag. Society	200 00	303 00	147 65
Kickapoo Valley Ag. Driv. Park Ass'n.	952 96	150 00	965 39
La Crosse Co. Ag. Society	970 60	588 00	758 30
La Crosse Interstate Fair Ass'n	40 00	4,926 91
Lafayette Co. Ag. Society	1,195 01	3,735 45
Langlade Co. Ag. Society	706 77	102 00	400 30
Lincoln Co. Ag. Society	802 70	10 00	794 85
Lodi Union Ag. Society	551 40	616 25
Marathon Co. Ag. Society	1,150 16	15 00	1,558 30
Marquette Co. Ag. Society	563 12	593 40
Merrillan Ag. & Driv. Park Ass'n.....	520 09	315 50
New London Ag. & Ind. Ass'n.....	711 80	784 45
New Richmond Park Ass'n & Ag. Soc.,	531 50	54 50	357 04

*"T"—Industrial and Agricultural Societies.*APPENDIX I.—*Report of Industrial and Agricultural Societies, 1901.*—Continued.

NAME OF SOCIETY.	RECEIPTS.		
	From state.	Member-ship.	Admission fees.
Northern Wis. State Fair	2,806 60	20 00	4,814 27
Oconto Co. Ag. Society	292 28	122 00	1,367 55
Oneida Co. Ag. Society	1,127 10	102 60	719 00
Oneida Reservation Ag. Society	142 94	330 10
Outagamie Co. Ag. Society	485 40	60 00	918 25
Ozaukee Co. Ag. Society	701 49	179 00	574 35
Pepin Co. Ag. Society	528 90	1,032 75
Pierce Co. Fair Ag. Society	509 90	1,270 65
Platteville Fair Ass'n	8,431 00	3,704 30
Polk Co. Fair Society	876 80	10 00	837 95
Portage Co. Ag. Society	382 00	6 00	336 65
Price Co. Ag. Society	200 00	141 00	181 75
Richland Co. Ag. Society	869 60	1,448 35
Sauk Co. Ag. Society	691 46	30 00	1,850 95
Seymour Fair & Driv. P. Ag. Society..	340 83	1,068 44
Shawano Co. Ag. Society	173 74	40 00	790 50
Sheboygan Co. Ag. Society	660 83	2,936 86
Southwestern Wis. Fair Ass'n.....	1,200 00	2,648 30
Sparta Driv. & Ag. Society	1,016 60	216 00	1,393 75
Stevens Point Fair Ass'n	569 50	2,578 85
Trempealeau Co. Ag. Society	1,063 60	531 00	736 80
Taylor Co. Mech. & Ag. Society	577 40	25 00	343 50
Vernon Co. Ag. Society	1,097 46	1,621 75
Walworth Co. Ag. Society	1,200 00	1,271 50	4,425 65
Washington Co. Ag. Society	825 95	180 00	774 00
Waupaca Co. Ag. Society	714 30	1,372 60
Waushara Co. Ag. Society	627 60	1,894 32
Winnebago Ag. & Hort. Society	1,094 80	171 00	2,153 90
Total	\$54,457 30	\$15,051 50	\$99,009 53

*"I"—Industrial and Agricultural Societies.*APPENDIX I.—*Report of Industrial and Agricultural Societies, 1901.*—Continued.

NAME OF SOCIETY.	RECEIPTS.		
	Entries.	Subscriptions.	Other sources.
Adams Co. Ag. Society	\$633 20		\$739 91
Arcadia Ag. & Driv. Ass'n	1,159 47	\$264 85	1,912 34
Ashland Co. Ag. Society	50 00		1,665 62
Barron Co. Ag. Society	180 25	171 50	1,163 35
Bayfield Co. Fair Ass'n	460 00	15 00	95 00
Berlin Ind. & Ag. Society	1,066 00	198 00	2,534 20
Blakes Prairie Ag. Society	78 20		1,012 71
Boscobel Ag. & Driv. Park Ass'n	520 55	200 00	1,066 23
Brown Co. & Hort. Ag. Society.....	679 50		1,653 94
Buffalo Co. Ag. Society	1,563 70	98 75	358 10
Burnett Co. Ag. Society			168 65
Calumet Co. Ag. Society	382 50		1,068 16
Central Ag. & D. P. Ass'n	733 66		1,782 76
Clark Co. Ag. Society	785 00	450 00	853 83
Crawford Co. Ag. Society	84 90		241 50
Cumberland Ag. & Driv. Ass'n	400 00	423 65	861 78
Dane Co. Ag. Society	212 50	546 00	1,097 35
Dodge Co. Fair Ass'n	803 50	393 00	4,948 55
Dunn Co. Ag. Society	1,146 14	187 60	1,569 80
Eastern Monroe Co. Ag. Society.....	144 50		901 37
Eau Claire Ag. Society	983 29		338 44
Elroy Fair Ass'n	765 00	100 00	502 10
Evansville, Rock Co. Ag. Society	472 50	1,120 00	880 06
Grant Co. Ag. Society	54 45		665 70
Green Co. Ag. Society	401 00	68 00	2,623 30
Hillsboro Ag. & Driv. Ass'n.....	875 00	169 00	1,009 40
Industrial Ass'n of Manitowoc Co.	212 95	66 90	610 80
Iowa Co. Ag. Society	67 90	55 00	486 93
Jackson Co. Ag. Society	566 12		1,000 00
Jefferson Co. & R. R. Valley Ag. Society	220 75		3,426 93
Juneau Co. Ag. Society	544 00	187 00	1,510 28
Kewaunee Co. Ag. Society	2 00		200 00
Kickapoo Valley Ag. Driv. Park Ass'n..	812 46	296 00	750 00
La Crosse Co. Ag. Society.....	653 75	50 00	1,929 75
La Crosse Interstate Fair Ass'n.....	507 50	3,458 35	2,111 75
Lafayette Co. Ag. Society	1,293 65	300 00	3,605 24
Langlade Co. Ag. Society.....	616 66		91 00
Lincoln Co. Ag. Society.....	772 25		1,121 92
Lodi Union Ag. Society	420 00	102 75	706 85
Marathon Co. Ag. Society	395 00	676 00	3,016 91
Marquette Co. Ag. Society	450 00	78 20	209 63
Merrillan Ag. & Driv. Park Ass'n.....	482 35		1,130 22
New London Ag. & Ind. Ass'n.....	124 00		1,318 29
New Richmond Park Ass'n & Ag. Soc.	185 00		581 12

"I"—Industrial and Agricultural Societies.

APPENDIX I.—*Report of Industrial and Agricultural Societies, 1901.*—Continued.

NAME OF SOCIETY.	RECEIPTS.		
	Entries.	Subscriptions.	Other sources.
Northern Wis. State Fair	434 10	81 75	3,452 57
Oconto Co. Ag. Society	50 00		1,671 49
Oneida Co. Ag. Society	270 00	1,685 25	694 64
Oneida Reservation Ag. Society			100 00
Outagamie Co. Ag. Society	111 00	1,139 48	1,613 00
Ozaukee Co. Ag. Society	440 00	300 00	571 36
Pepin Co. Ag. Society	360 00		338 29
Pierce Co. Fair Ag. Society			994 25
Platteville Fair Ass'n	265 00	5 00	8,033 92
Polk Co. Fair Society	1,162 50		870 86
Portage Co. Ag. Society	264 28	225 00	453 03
Price Co. Ag. Society	47 25	450 00	97 00
Richland Co. Ag. Society	667 85		1,778 41
Sauk Co. Ag. Society	350 00	225 00	924 25
Seymour Fair & Driv. P. Ag. Society..	20 00		1,422 21
Shawano Co. Ag. Society		109 10	425 78
Sheboygan Co. Ag. Society	521 25		869 13
Southwestern Wis. Fair Ass'n	915 00		2,881 28
Sparta Driving & Ag. Society	194 75		1,076 00
Stevens Point Fair Ass'n	480 00		832 24
Trempealeau Co. Ag. Society	476 48	5 00	1,701 00
Taylor Co. Mech. & Ag. Society	390 00		535 78
Vernon Co. Ag. Society	831 16		1,437 04
Walworth Co. Ag. Society	3,528 00		7,989 02
Washington Co. Ag. Society	469 00	140 60	1,503 60
Waupaca Co. Ag. Society	135 00		646 44
Waushara Co. Ag. Society			100 00
Winnebago Ag. & Hort. Society	948 41	1,676 73	272 25
Total	\$36,292 18	\$15,718 46	\$98,228 32

"I"—Industrial and Agricultural Societies.

APPENDIX I.—Report of Industrial and Agricultural Societies, 1901.—Continued.

NAME OF SOCIETY.	Total receipts.	Cash on hand at date of last report.	Total.
Adams Co. Ag. Society	\$2,447 27	\$27 22	\$2,474 49
Arcadia Ag. & Driv. Ass'n	5,283 91	75	5,284 66
Ashland Co. Ag. Society	2,404 77	2,404 77
Barron Co. Ag. Society	3,109 79	53 19	3,162 98
Bayfield Co. Fair Ass'n	1,065 90	178 88	1,244 78
Berlin Ind. & Ag. Society	6,825 12	6,825 12
Blakes Prairie Ag. Society	2,404 51	2,404 51
Boscobel Ag. & Driv. Park Ass'n....	3,520 26	3,520 26
Brown Co. Hort. & Ag. Society....	5,825 25	73 69	5,898 94
Buffalo Co. Ag. Society	3,898 20	3,898 20
Burnett Co. Ag. Society	538 55	17 19	555 74
Calumet Co. Ag. Society	2,793 46	2,793 46
Central Ag. & D. P. Ass'n	3,131 67	4,587 84
Clark Co. Ag. Society	4,148 08	4,148 08
Crawford Co. Ag. Society	709 97	22 13	732 10
Cumberland Ag. & Driv. Ass'n....	3,190 14	3,190 14
Dane Co. Ag. Society	6,619 67	6,619 67
Dodge Co. Fair Ass'n	11,278 43	59 50	11,337 93
Dunn Co. Ag. Society	5,728 37	538 99	6,267 36
Eastern Monroe Co. Ag. Society....	1,820 37	48 78	1,869 15
Eau Claire Ag. Society	3,319 13	3,319 13
Elroy Fair Association	2,906 65	2,906 65
Evansville, Rock Co. Ag. Society..	4,905 21	4,905 21
Grant Co. Ag. Society	2,395 60	64 80	2,460 40
Green Co. Ag. Society	7,195 80	70	7,196 50
Hillsboro Ag. & Driv. Ass'n	4,056 73	4,056 73
Industrial Ass'n of Manitowoc Co..	3,490 60	3,490 60
Iowa Co. Ag. Society	3,052 68	8 29	3,060 97
Jackson Co. Ag. Society	3,673 94	3,673 94
Jefferson Co. & R. R. Valley Ag. Society	8,169 38	62 73	8,232 11
Juneau Co. Ag. Society	3,722 87	14 28	3,737 15
Kewaunee Co. Ag. Society	852 65	852 65
K.ckapoo Valley Ag. & Driv. Park Ass'n	3,926 81	6 50	3,933 31
La Crosse Co. Ag. Society	4,950 40	4,950 40
La Crosse Interstate Fair Ass'n....	11,044 51	3 46	11,047 97
Lafayette Co. Ag. Society	10,129 35	66 60	10,195 95
Langlade Co. Ag. Society	1,916 73	1,916 73
Lincoln Co. Ag. Society	3,501 72	3,501 72
Lodi Union Ag. Society	2,397 25	27 62	2,424 87
Marathon Co. Ag. Society	6,811 37	59 26	6,870 63
Marquette Co. Ag. Society	1,894 35	140 60	2,034 95
Merrillan Ag. & Driv. Park Ass'n..	2,448 16	2,448 16

"T"—Industrial and Agricultural Societies.

APPENDIX I.—Report of Industrial and Agricultural Societies, 1901.—Continued.

NAME OF SOCIETY.	Total receipts.	Cash on hand at date of last report.	Total.
New London Ag. & Ind. Ass'n.....	2,938 54	26 26	2,964 80
New Richmond Park Ass'n & Ag. Soc.	1,709 16	8 05	1,717 21
Northern Wis. State Fair	11,609 29	142 20	11,751 49
Oconto Co. Ag. Society	3,503 32	25 72	3,529 04
Oneida Co. Ag. Society	4,597 99	5 31	4,603 30
Oneida Reservation Ag. Society....	573 04	573 04
Outagamie Co. Ag. Society	4,327 10	1 66	4,328 76
Ozaukee Co. Ag. Society	2,766 20	1,090 20	3,856 40
Pepin Co. Ag. Society	2,259 94	27	2,260 21
Pierce Co. Fair Ag. Society.....	2,774 80	54 85	2,829 65
Platteville Fair Ass'n	20,439 22	20,439 22
Polk Co. Fair Society	3,758 11	3,758 11
Portage Co. Ag. Society	1,666 96	1,666 96
Price Co. Ag. Society	1,117 00	1,117 00
Richland Co. Ag. Society	4,764 21	4 37	4,768 58
Sauk Co. Ag. Society	4,071 66	416 26	4,487 92
Seymour Fair & Driving P. Ag. Society	2,851 48	25 91	2,877 39
Shawano Co. Ag. Society	1,539 12	32 83	1,571 95
Sheboygan Co. Ag. Society	4,988 07	29 36	5,017 43
Southwestern Wis. Fair Ass'n.....	7,644 58	7,644 58
Sparta Driv. & Ag. Society.....	3,897 10	94 14	3,991 24
Stevens Point Fair Ass'n	4,510 59	1,068 19	5,578 78
Trempealeau Co. Ag. Society	4,513 84	100 06	4,613 90
Taylor Co. Mech. & Ag. Society....	1,871 68	1,871 68
Vernon Co. Ag. Society	4,987 87	22 81	5,010 68
Walworth Co. Ag. Society	18,414 17	30 24	18,444 41
Washington Co. Ag. Society	3,893 15	54 51	3,947 66
Waupaca Co. Ag. Society	2,868 34	20 38	2,888 72
Waushara Co. Ag. Society	2,621 92	27 87	2,649 79
Winnebago Ag. & Hort. Society....	6,317 09	6,317 09
Total	\$318,757 29	\$4,756 61	\$323,513 90

"I"—Industrial and Agricultural Societies.

APPENDIX I.—*Report of Industrial and Agricultural Societies, 1901.*—Continued.

NAME OF SOCIETY.	DISBURSEMENTS.		
	Premiums	Trials of speed.	Fair expenses.
Adams Co. Ag. Society	\$487 15	\$1,035 00	\$166 50
Arcadia Ag. & Driv. Ass'n	2,063 15	950 00	637 22
Ashland Co. Ag. Society	204 62	1,287 50	361 09
Barron Co. Ag. Society	512 87	992 83	831 46
Bayfield Co. Fair Ass'n	372 00	550 00	292 87
Berlin Ind. & Ag. Society	1,680 50	2,760 00	1,000 00
Blakes Prairie Ag. Society	558 25	1,165 00	265 58
Boscobel Agr. & Driv. Park Ass'n	795 17	1,162 50	363 41
Brown Co. Hort. & Ag. Society	1,657 37	1,697 50	1,156 51
Buffalo Co. Ag. Society	2,104 35	1,000 50	643 35
Burnett Co. Ag. Society	230 95	13 35
Calumet Co. Ag. Society	562 40	1,000 00	599 19
Central Ag. & D. P. Ass'n	1,255 87	1,020 00	524 25
Clark Co. Ag. Society	1,640 00	1,000 00	542 20
Crawford Co. Ag. Society	107 39	200 87
Cumberland Ag. & Driv. Ass'n	1,160 50	900 00	33 80
Dane Co. Ag. Society	1,522 33	1,075 00	1,622 34
Dodge Co. Fair Ass'n	2,223 48	1,797 50	2,513 90
Dunn Co. Ag. Society	2,023 98	1,780 50	991 65
Eastern Monroe Co. Ag. Society	1,038 50	237 56
Eau Claire Ag. Society	1,616 58	850 00	562 78
Elroy Fair Association	835 25	1,700 00	202 00
Evansville, Rock Co. Ag. Society	705 75	975 00	1,123 11
Grant Co. Ag. Society	1,234 25	290 00	324 00
Green Co. Ag. Society	1,912 63	1,130 00	952 47
Hillsboro Ag. & Driv. Ass'n	1,114 46	2,300 00	350 00
Industrial Ass'n of Manitowoc Co.	1,161 40	1,096 36	291 00
Iowa Co. Ag. Society	1,348 25	700 00	502 34
Jackson Co. Ag. Society	1,676 81	700 00	586 50
Jefferson Co. & R. R. Valley Ag. Soc.	1,580 50	1,089 50	1,487 47
Juneau Co. Ag. Society	1,315 50	1,150 00	367 62
Kewaunee Co. Ag. Society	98 40	351 05
Kickapoo Valley Ag. Driv. Park Ass'n.	2,000 00	1,425 00	235 00
La Crosse Co. Ag. Society	1,548 20	1,450 00	605 00
La Crosse Interstate Fair Ass'n	2,761 32	1,112 50	2,873 82
Lafayette Co. Ag. Society	2,045 27	2,460 00	606 63
Langlade Co. Ag. Society	541 65	1,100 00	143 22
Lincoln Co. Ag. Society	988 00	1,140 00	392 22
Lodi Union Ag. Society	560 50	819 00	371 51
Marathon Co. Ag. Society	1,989 71	1,237 50	1,437 77
Marquette Co. Ag. Society	479 00	1,100 00	125 66
Merrillan Ag. & Driv. Park Ass'n	489 40	1,025 00	278 67
New London Ag. & Ind. Ass'n	1,331 80	937 50	545 50
New Richmond Park Ass'n & Ag. Soc.	805 10	575 00	144 00

*"I"—Industrial and Agricultural Societies.*APPENDIX I.—*Report of Industrial and Agricultural Societies, 1901.*—Continued.

NAME OF SOCIETY.	DISBURSEMENTS.		
	Premiums	Trials of speed.	Fair expenses.
Northern Wis. State Fair	2,699 65	2,129 51	2,836 36
Oconto Co. Ag. Society	353 30	1,040 51	1,045 34
Oneida Co. Ag. Society	2,103 25	1,291 50	365 61
Oneida Reservation Ag. Society	180 00	150 00	200 00
Outagamie Co. Ag. Society	1,722 25	1,000 00	350 49
Ozaukee Co. Ag. Society	1,475 80	1,000 00	291 00
Pepin Co. Ag. Society	235 25	1,000 00	540 50
Pierce Co. Fair Ag. Society	983 25	1,000 00	253 90
Platteville Fair Ass'n	1,492 30	1,370 00	1,522 69
Polk Co. Fair Society	1,310 00	1,015 00	385 21
Portage Co. Ag. Society	410 00	628 00	97 34
Price Co. Ag. Society	217 79	253 29	233 64
Richland Co. Ag. Society	1,031 25	1,232 50	929 56
Sauk Co. Ag. Society	1,369 36	1,050 00	867 33
Seymour Fair & Driv. Park Ag. Society	559 55	879 50	160 00
Shawano Co. Ag. Society	515 25	205 00	653 20
Sheboygan Co. Ag. Society	722 25	1,512 00	1,399 51
Southwestern Wis. Fair Ass'n	2,032 30	1,725 00	799 86
Sparta Driv. & Ag. Society	2,000 00	1,200 00	130 00
Stevens Point Fair Ass'n	1,348 25	1,690 00	1,039 23
Trempealeau Co. Ag. Society	2,041 33	1,000 00	328 88
Taylor Co. Mech. & Ag. Society	493 50	950 00	92 68
Vernon Co. Ag. Society	1,776 50	1,000 00	276 50
Walworth Co. Ag. Society	4,169 90	6,000 00	746 50
Washington Co. Ag. Society	1,009 55	1,000 00	1,034 88
Waupaca Co. Ag. Society	1,367 50	880 00	387 12
Waushara Co. Ag. Society	569 07	1,176 00	512 21
Winnebago Ag. & Hort. Society	1,716 25	1,185 00	2,164 96
Total	\$88,245 21	\$82,099 00	\$47,501 94

"I"—Industrial and Agricultural Societies.

APPENDIX I.—*Report of Industrial and Agricultural Societies, 1901.*—Continued.

NAME OF SOCIETY.	DISBURSEMENTS.		
	Secy's office.	Improvements.	Other purposes.
Adams Co. Ag. Society	\$25 00	\$110 00	\$633 00
Arcadia Ag. & Driv. Ass'n	42 25	289 70	1,295 51
Ashland Co. Ag. Society		501 56	50 00
Barron Co. Ag. Society	13 93	204 39	607 50
Bayfield Co. Fair Ass'n	22 25		5 00
Berlin Ind. & Ag. Society	125 00	150 00	1,109 62
Blakes Prairie Ag. Society	29 98	30 70	355 00
Boscobel Ag. & Driv. Park Ass'n.....	150 00	65 75	959 03
Brown Co. Hort. & Ag. Society.....	33 00	363 88	944 03
Buffalo Co. Ag. Society	38 00	10 00	102 00
Burnett Co. Ag. Society	20 00	19 25	268 10
Calumet Co. Ag. Society	60 00		549 88
Central Ag. & D. P. Ass'n.....	119 40	729 66	938 66
Clark Co. Ag. Society	106 50	334 75	429 55
Crawford Co. Ag. Society	35 00	20 00	342 50
Cumberland Ag. & Driv. Ass'n.....	25 00	70 59	975 74
Dane Co. Ag. Society		1,400 00	1,000 00
Dodge Co. Fair Ass'n	382 50	123 18	4,277 73
Dunn Co. Ag. Society	250 00	418 70	800 00
Eastern Monroe Co. Ag. Society.....	72 17	188 26	332 66
Eau Claire Ag. Society	120 00	145 59	
Eroy Fair Ass'n	55 00	30 00	84 40
Evansville, Rock Co. Ag. Society	18 00	1,500 00	583 35
Grant Co. Ag. Society	190 35	96 41	325 39
Green Co. Ag. Society	40 47	1,109 45	2,048 75
Hillsboro Ag. & Driv. Ass'n.....	100 00	150 00	42 27
Industrial Ass'n of Manitowoc Co.....	226 21	125 50	590 13
Iowa Co. Ag. Society	30 38		468 28
Jackson Co. Ag. Society	50 00	175 00	485 63
Jefferson Co. & R. R. Valley Ag. Society	177 75	2,450 48	1,130 72
Juneau Co. Ag. Society	22 61	40 27	838 62
Kewaunee Co. Ag. Society	28 20		375 00
Kickapoo Valley Ag. Driv. Park Ass'n..	50 00	200 00	23 31
La Crosse Co. Ag. Society	150 00	744 00	453 20
La Crosse Interstate Fair Ass'n	500 00	659 92	3,014 21
Lafayette Co. Ag. Society	100 00	722 96	4,206 70
Langlade Co. Ag. Society	16 00		115 86
Lincoln Co. Ag. Society	159 34		802 70
Lodi Union Ag. Society	100 00	95 00	100 00
Marathon Co. Ag. Society	100 00	730 30	1,308 32
Marquette Co. Ag. Society	35 00	48 31	125 00
Merrillan Ag. & Driv. Park Ass'n.....	10 00	370 73	274 36
New London Ag. & Ind. Ass'n.....	150 00		
New Richmond Park Ass'n & Ag. Soc.	15 00	40 00	70 45

*"I"—Industrial and Agricultural Societies.*APPENDIX I.—*Report of Industrial and Agricultural Societies, 1901.*—Continued.

NAME OF SOCIETY.	DISBURSEMENTS.		
	Secy's office.	Improvements.	Other purposes.
Northern Wis. State Fair	500 00	1,516 40	2,069 57
Oconto Co. Ag. Society.....	55 00	557 06	464 77
Oneida Co. Ag. Society	25 00	198 28	605 44
Oneida Reservation Ag. Society	43 04
Outagamie Co. Ag. Society	100 00	75 00	966 79
Ozaukee Co. Ag. Society	200 00	889 60
Pepin Co. Ag. Society	484 46
Pierce Co. Fair Ag. Society.....	40 00	500 00
Platteville Fair Ass'n	15,111 39	753 23
Polk Co. Fair Society	65 00	72 43	910 47
Portage Co. Ag. Society	103 69	245 97	181 96
Price Co. Ag. Society	65 00	280 17
Richland Co. Ag. Society	30 00	221 25	1,255 95
Sauk Co. Ag. Society	127 00	20 00	1,041 89
Seymour Fair & Driving Park Ag. Soc.	50 00	35 00	1,187 72
Shawano Co. Ag. Society	25 00	153 04
Sheboygan Co. Ag. Society	174 25	283 25	900 58
Southwestern Wis. Fair Ass'n	52 92	771 82	2,262 68
Sparta Driv. & Ag. Society.....	200 00	10 00	71 25
Stevens Point Fair Ass'n	563 51	494 63
Trempealeau Co. Ag. Society	50 00	38 29	1,141 50
Taylor Co. Mech. & Ag. Society.....	335 50
Vernon Co. Ag. Society	75 00	167 00	1,715 68
Walworth Co. Ag. Society	434 75	2,113 15	4,902 71
Washington Co. Ag. Society	532 83	239 98
Waupaca Co. Ag. Society	100 00	12 06	138 31
Waushara Co. Ag. Society	55 00	309 87
Winnebago Ag. & Hort. Society	156 08	1,094 80
Total.....	\$7,085 41	\$37,107 50	\$58,331 80

"I"—Industrial and Agricultural Societies.

APPENDIX I.—*Report of Industrial and Agricultural Societies, 1901.—Continued.*

NAME OF SOCIETY.	Total disbursements.	Cash on hand.	Total.
Adams Co. Ag. Society	\$2,456 65	\$17 84	\$2,474 49
Arcadia Ag. & Driv. Ass'n.....	5,277 83	6 83	5,284 66
Ashland Co. Ag. Society	2,404 77	2,404 77
Barron Co. Ag. Society	3,162 98	3,162 98
Bayfield County Fair Ass'n	1,242 22	2 66	1,244 78
Berlin Ind. & Ag. Society.....	6,825 12	6,825 12
Blakes Prairie Ag. Society	2,404 51	2,404 51
Boscobel Ag. & Driv. Park Ass'n...	3,495 86	24 40	3,520 26
Brown Co. Hort. & Ag. Society.....	5,852 29	46 65	5,898 94
Buffalo Co. Ag. Society	3,898 70	3,898 20
Burnett Co. Ag. Society	551 65	4 09	555 74
Calumet Co. Ag. Society	2,771 47	21 99	2,793 46
Central Ag. & D. P. Ass'n.....	4,587 84	4,587 84
Clark Co. Ag. Society	4,053 00	95 08	4,148 08
Crawford Co. Ag. Society	705 76	26 34	732 10
Cumberland Ag. & Driv. Ass'n.....	3,165 63	24 51	3,190 14
Dane Co. Ag. Society	6,619 67	6,619 67
Dodge Co. Fair Ass'n	11,318 29	19 64	11,337 93
Dunn Co. Ag. Society	6,264 83	2 53	6,267 36
Eastern Monroe Co. Ag. Society...	1,869 15	1,869 15
Eau Claire Ag. Society	3,294 95	24 18	3,319 13
Elroy Fair Ass'n	2,906 65	2,906 65
Evansville, Rock Co. Ag. Society...	4,905 21	4,905 21
Grant Co. Ag. Society	2,460 40	2,460 40
Green Co. Ag. Society	7,193 77	2 73	7,196 50
Hillsboro Ag. & Driv. Ass'n	4,056 73	4,056 73
Industrial Ass'n of Manitowoc Co..	3,490 60	3,490 60
Iowa Co. Ag. Society.....	3,049 25	11 72	3,060 97
Jackson Co. Ag. Society.....	3,673 94	3,673 94
Jefferson Co. & R. R. Valley Ag. So- ciety	7,916 42	315 69	8,232 11
Juneau Co. Ag. Society.....	3,734 62	2 53	3,737 15
Kewaunee Co. Ag. Society	852 65	852 65
Kickapoo Valley Ag. Driv. Park Ass'n	3,933 31	3,933 31
La Crosse Co. Ag. Society	4,950 40	4,950 40
La Crosse Interstate Fair Ass'n....	10,921 77	126 20	11,047 97
Lafayette Co. Ag. Society	10,141 56	54 39	10,195 95
Langlade Co. Ag. Society	1,916 73	1,916 73
Lincoln Co. Ag. Society	3,482 26	19 46	3,501 72
Lodi Union Ag. Society	2,046 01	378 86	2,424 87
Marathon Co. Ag. Society	6,803 60	67 03	6,870 63
Marquette Co. Ag. Society	1,912 97	121 98	2,034 95
Merrillan Ag. & Driv. Park Ass'n..	2,448 16	2,448 16
New London Ag. & Ind. Ass'n.....	2,964 80	2,964 80

*"T"—Industrial and Agricultural Societies.*APPENDIX I.—*Report of Industrial and Agricultural Societies, 1901.*—Continued.

NAME OF SOCIETY.	Total disbursements.	Cash on hand.	Total.
New Richmond Park Ass'n & Ag. Society	1,649 55	67 66	1,717 21
Northern Wis. State Fair.....	11,751 49	11,751 49.
Oconto Co. Ag. Society	3,515 98	13 06	3,529 04
Oneida Co. Ag. Society	4,590 08	13 22	4,603 30
Oneida Reservation Ag. Society....	573 04	573 04
Outagamie Co. Ag. Society.....	4,214 53	114 23	4,328 76
Ozaukee Co. Ag. Society	3,856 40	3,856 40
Pepin Co. Ag. Society	2,260 21	2,260 21
Pierce Co. Fair Ag. Society	2,777 15	52 50	2,829 65
Platteville Fair Ass'n	20,249 61	189 61	20,439 22
Polk Co. Fair Society	3,758 11	3,758 11
Portage Co. Ag. Society	1,666 96	1,666 96
Price Co. Ag. Society.....	1,049 89	67 11	1,117 00
Richland Co. Ag. Society	4,700 51	68 07	4,768 58
Sauk Co. Ag. Society	4,475 58	12 34	4,487 92
Seymour Fair & Driv. P. Ag. Soc..	2,871 77	5 62	2,877 39
Shawano Co. Ag. Society	1,551 49	20 46	1,571 95
Sheboygan Co. Ag. Society	4,991 84	25 59	5,017 43
Southwestern Wis. Fair Ass'n	7,644 58	7,644 58
Sparta Driv. & Ag. Society	3,611 25	379 99	3,991 24
Stevens Point Fair Ass'n	5,135 62	443 16	5,578 78
Trempealeau Co. Ag. Society	4,600 00	13 90	4,613 90
Taylor Co. Mech. & Ag. Society	1,871 68	1,871 68
Vernon Co. Ag. Society	5,010 68	5,010 68
Walworth Co. Ag. Society.....	18,367 01	77 40	18,444 41
Washington Co. Ag. Society.....	3,817 24	130 42	3,947 66
Waupaca Co. Ag. Society	2,884 99	3 73	2,888 72
Waushara Co. Ag. Society	2,622 15	27 64	2,649 79
Winnebago Ag. & Hort. Society....	6,317 09	6,317 09
Total	\$320,370 86	\$3,143 04	\$323,513 90

"J"—Abstract of Marriages, Births and Deaths.

APPENDIX J.—Abstract of marriages, births and deaths reported, recorded and indexed in the department of state for the year ending December 31, 1900.

COUNTIES.	Population.	Marriages.	Births.	Deaths.
Adams	9,141	57	110	66
Ashland	20,176	170	275	317
Barron	23,677	146	315	213
Bayfield	14,392	84	183	27
Brown	46,359	361	851	621
Buffalo	16,765	102	104	70
Burnett	7,478	39	120	58
Calumet	17,078	116	374	180
Chippewa	33,037	247	435	307
Clark	25,848	169	288	196
Columbia	31,121	212	402	341
Crawford	17,286	169	207	74
Dane	69,435	498	653	746
Dodge	46,631	373	919	532
Door	17,583	125	386	194
Douglas	36,335	265	912	496
Dunn	25,043	157	132	198
Eau Claire	31,692	245	531	320
Florence	3,197	21	63	34
Fond du Lac	47,589	378	774	667
Forest	1,396	7	9	1
Grant	38,881	303	470	392
Green	22,719	164	257	234
Green Lake	15,797	105	152	53
Iowa	23,114	222	214	209
Iron	6,616	22	53	57
Jackson	17,466	131	263	188
Jefferson	34,789	291	617	419
Juneau	20,629	147	279	158
Kenosha	21,707	218	496	251
Kewaunee	17,212	151	411	223
La Crosse	42,997	317	817	525
Lafayette	20,959	170	459	250
Langlade	12,553	121	219	162
Lincoln	16,269	114	264	136
Manitowoc	42,261	326	1,049	591
Marathon	43,256	338	892	407
Marinette	30,822	166	1,094	383
Marquette	10,509	90	133	122
Milwaukee	330,017	2,543	7,981	5,244
Monroe	28,103	241	250	220
Oconto	20,874	140	341	210
Oneida	8,875	87	58	86
Outagamie	46,247	346	1,023	523
Ozaukee	16,363	128	285	187
Pepin	7,905	70	158	74
Pierce	23,943	157	118	76

"J"—Abstract of Marriages, Births and Deaths.

APPENDIX J.—*Abstract of marriages, births and deaths reported, recorded and indexed for the year ending December 31, 1900.—Continued.*

COUNTIES.	Population.	Marriages.	Births.	Deaths.
Polk	17,801	125	212	138
Portage	29,483	169	476	281
Price	9,106	71	183	63
Racine	45,644	286	577	684
Richland	19,483	180	237	175
Rock	51,203	371	464	507
St. Croix	26,830	176	262	164
Sauk	33,006	272	377	305
Sawyer	3,593	27	63	41
Shawano	27,475	188	472	223
Sheboygan	50,345	366	1,356	653
Taylor	11,262	78	185	90
Trempealeau	23,114	142	357	198
Vernon	28,351	240	286	130
Vilas	4,929	26	52	7
Walworth	29,259	177	360	310
Washburn	5,521	41	113	30
Washington	23,589	184	467	324
Waukesha	35,229	234	518	435
Waupaca	31,615	256	388	325
Waushara	15,972	119	181	122
Winnebago	58,225	466	2,695	658
Wood	25,865	180	360	251
Total	2,069,042	15,423	37,037	23,152

"J"—Abstract of Marriages, Births and Deaths.

APPENDIX J.—*Abstract of marriages, births and deaths reported, recorded and indexed for the year ending December 31, 1901.*

COUNTIES.	Population	Marriages.	Births.	Deaths.
Adams	9,141	62	81	47
Ashland	20,176	163	260	303
Barron	23,677	176	309	226
Bayfield	14,392	107	122	133
Brown	46,359	336	881	698
Buffalo	16,765	130	71	72
Burnett	7,478	52	108	75
Calumet	17,078	125	376	173
Chippewa	33,037	216	327	314
Clark	25,848	208	424	196
Columbia	31,121	197	489	390
Crawford	17,286	142	206	77
Dane	69,435	411	719	810
Dodge	46,631	347	903	557
Door	17,583	157	429	194
Douglas	36,335	317	1,071	452
Dunn	25,043	163	237	237
Eau Claire	31,692	246	489	342
Florence	3,197	24	20	39
Fond du Lac.....	47,589	404	683	521
Forest	1,396	16	42	20
Gates	*	18	22	5
Grant	38,881	282	498	320
Green	22,719	177	230	251
Green Lake	15,797	102	139	112
Iowa	23,114	162	297	277
Iron	6,616	88	261	94
Jackson	17,466	106	245	172
Jefferson	34,789	244	638	432
Juneau	20,629	149	532	215
Kenosha	21,707	240	381	275
Kewaunee	17,212	133	414	207
La Crosse	42,997	313	711	532
Lafayette	20,959	108	344	249
Langlade	12,553	101	146	90
Lincoln	16,269	146	242	161
Manitowoc	42,261	339	982	508
Marathon	43,256	352	885	431
Marinette	30,822	202	1,056	399
Marquette	10,509	88	84	125
Milwaukee	330,017	2,764	8,192	5,393
Monroe	28,103	236	249	257
Oconto	20,874	124	363	199
Oneida	8,875	90	137	83
Outagamie	46,247	403	1,062	482
Ozaukee	16,363	121	277	202
Pepin	7,905	63	110	62

"J"—Abstract of Marriages, Births and Deaths.

APPENDIX J.—Abstract of marriages, births and deaths reported, recorded and indexed for the year ending December 31, 1901.—Continued.

COUNTIES.	Population.	Marriages.	Births.	Deaths.
Pierce	23,943	129	141	82
Polk	17,801	122	200	158
Portage	29,483	248	392	310
Price	9,106	64	237	44
Racine	45,644	348	913	674
Richland	19,483	199	253	190
Rock	51,203	284	611	570
St. Croix	26,830	202	381	154
Sauk	33,006	244	339	324
Sawyer	3,593	23	49	23
Shawano	27,475	216	387	179
Sheboygan	50,345	383	1,030	561
Taylor	11,262	64	165	83
Trempealeau	23,114	155	345	208
Vernon	28,351	240	230	158
Vilas	4,929	27	47	17
Walworth	29,259	204	340	372
Washburn	5,521	49	133	75
Washington	23,589	196	488	290
Waukesha	35,229	324	507	462
Waupaca	31,615	283	410	332
Waushara	15,972	128	179	128
Winnebago	58,225	454	1,009	670
Wood	25,865	189	262	156
Total	2,069,042	15,925	35,792	23,629

* Included in Chippewa.

"K"—Taxes Collected Upon Legacies.

APPENDIX K.—*Statement of inheritance taxes received by the state from July 1, 1899, until the law was declared unconstitutional.*

Name of County	State tax.	County tax.	Discount allowed.	Appr's fees.	Total tax.
Columbia	\$186 87	\$32 97			\$219 84
Dane	1,367 70	241 35	\$38 34		1,647 39
Dodge	6,414 98	1,132 05	89 85		7,636 88
Dunn	6,186 89	1,091 81			7,278 70
Fond du Lac	151 87	26 79			178 66
Grant	487 82	86 09	17 31		591 22
Green	391 02	68 98			460 00
Green Lake	211 99	37 41	13 10		262 50
Iowa	1,097 91	193 74	67 97		1,359 62
Jefferson*	3,378 50	567 89			3,946 39
Juneau	268 65	47 40			316 05
Kenosha	982 18	173 30	39 39		1,194 87
Kewaunee	337 09	59 48	20 87		417 44
La Crosse	1,261 43	222 49	43 07		1,526 99
Lafayette	699 18	123 38	20 70		843 26
Lincoln	85 80	15 14	5 31		106 25
Marathon	88 63	15 64	5 48		109 75
Marinette	414 01	73 06	16 69		503 76
Milwaukee	8,069 02	1,422 19	226 72		9,707 93
Oneida	137 61	24 29	8 52		170 42
Racine	4,346 66	767 05	269 17		5,382 88
Richland	223 13	39 38			262 51
Rock	1,185 12	209 33	64 18		1,458 63
Sauk	1,368 50	241 50			1,610 00
Sawyer	121 13	21 37	7 50		150 00
Walworth	767 01	135 34	36 71	\$18 71	957 77
Waukesha	3,720 73	656 59	24 80	31 75	4,433 87
Winnebago	15,825 71	2,792 78	168 77		18,787 26
Total	\$59,767 14	\$10,518 79	\$1,184 45	\$50 46	\$71,520 84

*In his remittance for the quarter ending Dec. 12, 1901, the county treasurer of Jefferson county made an error of \$160.40. The amount in the state treasury includes this \$160.40, as does also the total tax.

"K"—Taxes Collected Upon Legacies.

APPENDIX K.—Statement of inheritance taxes received by the state from July 1, 1899, until the law was declared unconstitutional.—Continued.

STATEMENT OF LEGACY TAXES RECEIVED FROM COLUMBIA COUNTY.

Name of Estate.	State tax.	County tax.	Dicounts allowed.	Appr's fees.	Total tax.
Meland, Erick Knudsen....	\$186 87	\$32 97	\$219 84

STATEMENT OF LEGACY TAXES RECEIVED FROM DANE COUNTY.

Cassoday, Mary P.	\$115 65	\$20 40	\$136 05
Hill, John	291 65	51 47	343 12
Hurd, Philetus	341 10	60 20	401 30
Mears, Chas. S.	451 37	79 65	\$27 95	558 97
Reynolds, W. B.	167 93	29 63	10 39	267 95
Total	\$1,367 70	\$241 35	\$38 34	\$1,647 39

STATEMENT OF LEGACY TAXES RECEIVED FROM DODGE COUNTY.

Williams, Luranza	\$1,240 52	\$218 92	\$76 81	\$1,536 25
Hammond, Wrexaville	137 79	24 32	162 11
Jones, Penelope	112 55	19 86	6 97	139 38
Kellogg, Samuel B.	845 21	149 15	994 36
Kruger, William	98 12	17 31	6 07	121 50
Van Brunt, Daniel C.	3,789 96	668 82	4,458 78
Kellogg, Catherine M.	199 83	33 67	224 50
Total	\$6,414 98	\$1,132 05	\$89 85	\$7,636 88

STATEMENT OF LEGACY TAXES RECEIVED FROM DUNN COUNTY.

Carter, John J.	\$91 88	\$16 22	\$108 10
Tainter, Andrew	6,095 01	1,075 59	7,170 60
Total	\$6,186 89	\$1,091 81	\$7,278 70

STATEMENT OF LEGACY TAXES RECEIVED FROM FOND DU LAC CO.

Serwe, Joseph	\$151 87	\$26 79	\$178 66
---------------------	----------	---------	-------	-------	----------

"K"—Taxes Collected Upon Legacies.

APPENDIX K.—Statement of inheritance taxes received by the state from July 1, 1899, until the law was declared unconstitutional.—Continued.

STATEMENT OF LEGACY TAXES RECEIVED FROM GRANT COUNTY.

Name of Estate.	State tax.	County tax.	Discount allowed.	Appr's fees.	Total tax.
Baldwin, John H.	\$166 92	\$29 45	\$10 34	\$206 71
Jones, C. G.	90 85	16 04	106 89
Fry, Lewis	112 73	19 89	\$6 97	139 59
Williams, John S.	117 32	20 71	138 03
Total	\$487 82	\$86 09	\$17 31	\$591 22

STATEMENT OF LEGACY TAXES RECEIVED FROM GREEN COUNTY.

Hill, Juliet L.	\$104 67	\$18 46	\$123 13
Lynch, Simon P.	100 72	17 77	118 49
Freitag, Dietrich	87 12	15 37	102 49
Legler, George	98 51	17 38	115 59
Total	\$391 02	\$68 98	\$460 00

STATEMENT OF LEGACY TAXES RECEIVED FROM GREEN LAKE CO.

Kendall, F. A.	\$211 99	\$37 41	\$13 10	\$262 50
---------------------	----------	---------	---------	-------	----------

STATEMENT OF LEGACY TAXES RECEIVED FROM IOWA COUNTY.

Gundry, Joseph	\$896 10	\$158 14	\$55 48	\$1,109 72
Reese, David J.	92 63	16 34	5 73	114 70
Rogers, Matthew	109 18	19 26	6 76	135 20
Total	\$1,097 91	\$193 74	\$67 97	\$1,359 62

STATEMENT OF LEGACY TAXES RECEIVED FROM JEFFERSON CO.

Cady, Susan	\$2,208 15	\$389 67	\$2,597 82
Clapp, J. D.	486 30	85 82	572 12
Green, N. S.	523 65	92 40	616 05
Overpayment by Co. Treas. on quarter ending Dec. 12, 1901	160 40	160 40
Total	\$3,378 50	\$567 89	\$3,946 39

The county treasurer at the time he remitted for the taxes ending Dec. 31, 1901, was informed of the overpayment and instructed to correct the error in his next remittance to the state treasurer. Before he remitted the law was declared unconstitutional.

"K"—Taxes Collected Upon Legacies.

APPENDIX K.—Statement of inheritance taxes received by the state from July 1, 1899, until the law was declared unconstitutional.—Continued.

STATEMENT OF LEGACY TAXES RECEIVED FROM JUNEAU COUNTY.

Name of Estate.	State tax.	County tax.	Discount allowed.	Appr's fees	Total tax.
Barry, Patrick	\$268 65	\$47 40	\$316 05

STATEMENT OF LEGACY TAXES RECEIVED FROM KENOSHA COUNTY.

Lynch, William	\$349 24	\$61 63	\$21 60	\$432 47
Martin, Mary A.	85 60	15 09	5 29	105 98
Miner, Clapp	88 32	15 58	5 46	109 36
Gaines, Charles B.	114 80	20 26	135 06
Hazleton, E. G.	113 68	20 06	7 04	140 78
Clapp, Sara M.	230 54	40 68	271 22
Total	\$982 18	\$173 30	\$39 39	\$1,194 87

STATEMENT OF LEGACY TAXES RECEIVED FROM KEWAUNEE CO.

Meyer, Conrad	\$337 09	\$59 48	\$20 87	\$417 44
---------------------	----------	---------	---------	-------	----------

STATEMENT OF LEGACY TAXES RECEIVED FROM LA CROSSE CO.

Berger, Herman	\$198 18	\$34 97	\$11 17	\$244 32
Lundquist, John	169 57	29 93	10 50	210 00
Pettibone, Albert W.	345 62	61 00	21 40	428 02
Sawyer, W. E.	392 47	69 25	461 72
Mosher, M. E.	33 15	5 85	39 00
Tillman, John William	122 44	21 49	143 93
Total	\$1,261 43	\$222 49	\$43 07	\$1,526 99

STATEMENT OF LEGACY TAXES RECEIVED FROM LAFAYETTE CO.

Chamberlain, C. A.	\$87 47	\$15 44	\$5 41	\$108 32
Duncan, F. C.	90 60	15 98	5 61	112 19
Reilly, John	364 65	64 35	429 00
Roach, Michael	156 46	27 61	9 68	193 75
Total	\$699 18	\$123 38	\$20 70	\$843 26

"K"—Taxes Collected Upon Legacies.

APPENDIX K.—Statement of inheritance taxes received by the state from July 1, 1899, until the law was declared unconstitutional.—Continued.

STATEMENT OF LEGACY TAXES RECEIVED FROM LINCOLN COUNTY.

Name of estate.	State tax.	County tax.	Discount allowed.	Appr's fees.	Total tax.
Prideaux, A. D.	\$85 80	\$15 14	\$5 31	\$106 25

STATEMENT OF LEGACY TAXES RECEIVED FROM MARATHON CO.

Mines, John	\$88 63	\$15 64	\$5 48	\$109 75
-------------------	---------	---------	--------	-------	----------

STATEMENT OF LEGACY TAXES RECEIVED FROM MARINETTE CO.

Ellis, William A.	\$414 01	\$73 06	\$16 69	\$503 76
------------------------	----------	---------	---------	-------	----------

STATEMENT OF LEGACY TAXES RECEIVED FROM MILWAUKEE CO.

Johnson, Daniel H.	\$109 11	\$19 26	\$128 37
Simonsen, James	105 83	18 67	124 50
Smith, John C. P.	184 83	32 62	217 45
Abrens, Charles	196 22	34 63	\$12 15	243 00
Eggers, Wilhelmine L.	169 41	29 90	199 31
Inbusch, John D.	2,488 21	439 10	154 06	3,081 37
Sallentine, Christian	287 14	50 67	17 77	355 58
Smith, Catherine E.	519 71	91 71	611 42
Stickney, Lucy C. H.	408 81	72 14	480 95
Smith, Winfield	158 08	27 90	185 98
Sutherland, Geo. E.	301 92	53 28	355 20
Wollaeger, Gustav	240 99	42 53	14 92	298 44
Siegel, Phillip	95 60	16 88	5 92	118 40
Stodfolke, William	172 72	30 48	203 20
Hammetter, John M.	353 73	62 41	21 90	438 04
Pipkorn, F. J.	109 23	19 27	128 50
Russell, Mary J.	224 86	39 68	264 54
Shepherd, Jesse C.	1,387 71	244 89	1,632 60
Williams, Frank L.	124 65	22 00	146 65
Heydecke, Frederick W. ...	122 76	21 67	144 43
Howard, Samuel	297 50	52 50	350 00
Total	\$8,059 02	\$1,422 19	\$226 72	\$9,707 93

STATEMENT OF LEGACY TAXES RECEIVED FROM ONEIDA COUNTY.

Fenelon, Wm. W.	\$137 61	\$24 29	\$8 52	\$170 42
----------------------	----------	---------	--------	-------	----------

"K"—Taxes Collected Upon Legacies.

APPENDIX K.—Statement of inheritance taxes received by the state from July 1, 1899, until the law was declared unconstitutional.—Continued.

STATEMENT OF LEGACY TAXES RECEIVED FROM RACINE COUNTY.

Name of Estate.	State tax.	County tax.	Discount allowed	Appr's fees.	Total tax.
May, Darwin R.	\$295 32	\$52 11	\$18 28	\$365 71
Morrison, John	95 08	16 78	5 88	117 74
Medham, Wm. L.	138 04	24 36	8 50	170 90
Erskine, Susan P.	3,040 24	536 51	188 24	3,765 09
Johnson, Emily W.	777 98	137 29	48 17	963 44
Total	\$4,346 66	\$767 05	\$269 14	\$5,382 88

STATEMENT OF LEGACY TAXES RECEIVED FROM RICHLAND COUNTY.

Lucas, James	\$126 82	\$22 38	\$149 20
Lurkins, William	96 31	17 00	113 31
Total	\$223 13	\$39 38	\$262 51

STATEMENT OF LEGACY TAXES RECEIVED FROM ROCK COUNTY.

Lamphier, Susan A.	\$148 62	\$26 22	\$174 84
Kiehlhine, Peter	1,036 50	183 11	64 18	1,283 79
Total	\$1,185 12	\$209 33	\$64 18	\$1,458 63

STATEMENT OF LEGACY TAXES RECEIVED FROM SAUK COUNTY.

Jones, Ann.....	\$1,368 50	\$241 50	\$1,610 00
-----------------	------------	----------	-------	-------	------------

STATEMENT OF LEGACY TAXES RECEIVED FROM SAWYER COUNTY.

Rogers, C. E.	\$121 13	\$21 37	\$7 50	\$150 00
--------------------	----------	---------	--------	-------	----------

STATEMENT OF LEGACY TAXES RECEIVED FROM WALWORTH CO.

Cook, Maria L.	\$365 98	\$64 58	\$23 64	\$18 71	\$472 91
Hatch, Seymour N.	189 81	33 50	223 31
Smith, Charles A.	118 41	20 89	7 33	146 63
Meadows, William	92 81	16 37	5 74	114 92
Total	\$767 01	\$135 34	\$36 71	\$18 71	\$957 77

“K”—Taxes Collected Upon Legacies.

APPENDIX K.—Statement of inheritance taxes received by the state from July 1, 1899, until the law was declared unconstitutional.—Continued.

STATEMENT OF LEGACY TAXES RECEIVED FROM WAUKESHA CO.

Name of Estate.	State tax.	County tax.	Discount allowed.	Appr's fees.	Total tax.
Overbough, Jacob	\$400 67	\$70 70	\$24 80		\$496 17
Knoefler, Andrew	537 07	94 78			631 85
Mackay, Maria Irene	1,157 27	204 23		\$7 50	1,369 00
Barnard, Calvin	136 00	24 00			160 00
Dainton, Jacob	367 52	64 86		3 00	435 38
Jameson, Reuben M.	113 43	20 90		8 50	147 83
King, Thomas	90 95	16 05		2 75	109 75
Wagner, John	520 67	91 88		5 00	617 55
Parks, Warham	392 15	69 19		5 00	466 34
Total	\$3,720 73	\$656 59	\$24 80	\$31 75	\$4,433 87

STATEMENT OF LEGACY TAXES RECEIVED FROM WINNEBAGO CO.

Houstan, Walter	\$179 69	\$31 61			\$210 70
McKay, Horace W.	530 60	93 64			624 24
Peterson, Peter C.	293 98	51 87			345 85
Smith, Hiram	4,432 24	782 16			5,214 40
Sawyer, Philletus	7,148 05	1,261 42			8,409 47
Whitney, Samuel	418 62	73 88			492 50
Morgan, Mary P.	97 34	17 18			114 52
Stringham, Joseph	2,725 79	481 02	168 77		3,375 58
Total	\$15,825 71	\$2,792 78	\$168 77		\$18,787 26

"L"—Valuation and Total Taxes of Towns, Cities and Villages.

APPENDIX L.—Statement for the towns, cities and villages of Wisconsin, showing all the taxes levied for the year 1900, and the aggregate assessed valuation as shown by the assessment rolls.

Counties.	Assessed valuation.	Total taxes.
Total	\$750,194,138 19	\$17,723,146 80
Adams	\$2,454,907 00	\$38,290 79
Ashland	5,113,168 00	242,933 21
Barron	3,534,303 16	137,637 35
Bayfield	4,347,779 06	267,677 43
Brown	9,581,572 00	348,843 43
Buffalo	3,664,573 00	82,146 10
Burnett	705,380 50	37,125 06
Calumet	6,253,268 00	91,467 99
Chippewa	8,108,383 14	279,059 42
Clark	9,137,539 90	167,621 75
Columbia	12,610,813 50	259,530 30
Crawford	2,397,452 50	88,461 53
Dane	30,532,213 00	505,047 25
Dodge	14,486,857 00	292,973 13
Door	3,483,082 46	90,912 17
Douglas	14,439,089 85	685,439 38
Dunn	6,479,973 02	181,514 76
Eau Claire	9,543,270 00	309,694 55
Florence	1,163,027 19	42,162 43
Fond du Lac	19,918,264 63	381,225 46
Forest	1,055,752 00	41,919 27
Grant	9,252,778 50	268,427 98
Green	9,918,390 00	167,448 43
Green Lake	4,691,866 75	108,019 47
Iowa	14,367,173 00	140,985 76
Iron	1,797,794 56	72,449 93
Jackson	2,604,092 50	106,260 04
Jefferson	12,049,465 00	249,102 55
Juneau	4,768,918 52	129,345 52
Kenosha	6,744,389 54	173,115 28
Kewaunee	4,032,913 00	93,667 06
La Crosse	16,536,672 00	480,337 29
Lafayette	7,281,001 75	172,483 26
Langlade	3,502,394 75	110,034 63
Lincoln	4,113,926 00	191,736 74
Manitowoc	20,035,137 50	320,235 42
Marathon	7,229,566 75	331,199 75
Marquette	8,490,926 32	236,820 29
Marquette	1,858,212 00	55,949 36
Milwaukee	177,258,816 15	4,002,512 79
Monroe	10,784,310 30	197,509 17
Oconto	3,470,439 50	149,485 08
Oneida	3,815,235 55	136,345 19

"L"—Valuation and Total Taxes of Towns, Cities and Villages.

APPENDIX L.—Statement showing all the taxes levied for the year 1900, and the aggregate assessed valuation as shown by the assessment rolls.—Continued.

Counties.	Assessed valuation.	Total taxes.
Outagamie	12,405,806 00	369,596 02
Ozaukee	8,069,028 00	101,617 72
Pepin	1,157,145 00	42,706 39
Pierce	6,606,619 00	127,507 82
Polk	3,013,966 00	107,052 53
Portage	5,297,788 50	181,584 84
Price	1,596,593 00	121,334 49
Racine	18,794,728 00	411,106 95
Richland	4,426,134 00	105,000 24
Rock	23,615,738 25	401,063 98
St. Croix	6,564,087 50	183,822 89
Sauk	12,033,396 75	219,399 74
Sawyer	963,853 00	67,469,71
Shawano	4,898,254 66	133,490 43
Sheboygan	28,939,255 00	406,349 37
Taylor	1,696,332 05	111,621 10
Trempealeau	3,781,012 00	154,433 95
Vernon	5,731,127 00	159,696 82
Vilas	917,308 40	91,903 84
Walworth	17,077,380 23	279,778 59
Washburn	699,850 50	62,762 27
Washington	16,132,086 00	160,142 50
Waukesha	17,565,762 00	298,347 46
Waupaca	13,651,736 23	210,685 44
Waushara	3,246,905 75	77,395 81
Winnebago	19,701,786 00	480,181 81
Wood	8,015,370 55	186,940 34

"L"—Valuation and Total Taxes of Towns, Cities and Villages.

APPENDIX L.—Statement for the towns, cities and villages of Wisconsin, showing all the taxes levied for the year 1901, and the aggregate assessed valuation as shown by the assessment rolls.

Counties.	Assessed valuation.	Total taxes.
Total	\$1,079,389,296 91	\$19,461,929 46
Adams	\$2,573,085 00	\$44,574 54
Ashland	10,200,708 50	288,533 07
Barron	6,850,195 60	168,820 60
Bayfield	8,468,938 76	234,731 45
Brown	9,624,969 67	412,088 78
Buffalo	8,059,046 00	108,102 64
Burnett	1,233,063 38	43,541 28
Calumet	13,134,168 00	103,400 32
Chippewa	10,246,134 75	235,778 55
Clark	11,457,842 93	208,728 35
Columbia	26,212,963 50	225,635 70
Crawford	5,389,842 75	92,764 51
Dane	48,791,711 00	555,194 40
Dodge	38,880,084 00	333,315 97
Door	3,834,523 21	98,993 22
Douglas	18,649,702 95	785,686 44
Dunn	5,859,595 50	153,430 99
Eau Claire	11,112,505 09	330,510 36
Florence	1,199,133 26	39,973 74
Fond du Lac	24,819,785 00	386,966 14
Forest	1,822,322 00	45,742 76
Gates	2,165,688 53	87,134 00
Grant	21,278,339 00	268,095 72
Green	20,500,067 00	167,731 99
Green Lake	5,196,417 00	116,222 95
Iowa	16,550,648 50	164,495 84
Iron	2,144,255 73	92,128 34
Jackson	6,269,961 00	115,358 72
Jefferson	29,347,276 00	291,733 17
Juneau	6,363,087 34	136,164 77
Kenosha	10,763,128 81	186,106 55
Kewaunee	6,694,496 00	98,476 09
La Crosse	16,737,472 50	735,972 41
Lafayette	14,645,248 77	190,867,07
Langlade	5,026,114 78	148,764 68
Lincoln	6,638,365 13	206,434 62
Manitowoc	19,015,808 00	359,186 89
Marathon	13,443,951 50	354,806 14
Marinette	8,485,830 00	230,078 02
Marquette	3,662,014 00	55,681 27
Milwaukee	196,314,225 00	4,093,262 25
Monroe	11,975,661 37	202,927 91

"L"—Valuation and Total Taxes of Towns, Cities and Villages.

APPENDIX L.—Statement showing all the taxes levied for the year 1901, and the aggregate assessed valuation as shown by the assessment rolls.—Continued.

Counties.	Assessed valuation.	Total taxes.
Oconto	7,102,133 00	142,395 71
Oneida	3,844,726 00	131,912 77
Outagamie	28,757,816 50	403,091 94
Ozaukee	11,668,259 00	131,788 66
Pepin	2,927,526 00	46,815 56
Pierce	9,069,811 64	143,299 55
Polk	5,532,966 50	117,413 74
Portage	9,463,246 50	206,427 50
Price	3,752,978 80	141,920 62
Racine	23,662,849 00	517,241 76
Richland	10,166,378 20	124,774 34
Rock	41,692,146 00	489,258 85
St. Croix	10,279,958 00	177,749 45
Sauk	13,449,114 00	249,499 27
Sawyer	1,804,984 00	90,249 20
Shawano	8,649,809 43	151,489 02
Sheboygan	34,213,656 00	464,226 97
Taylor	3,880,100 80	134,889 52
Trempealeau	10,611,513 00	152,246 77
Vernon	11,700,268 60	174,708 41
Vilas	1,677,597 54	99,186 74
Walworth	30,237,515 00	327,367 21
Washburn	2,197,494 25	59,998 82
Washington	16,798,103 00	163,494 66
Waukesha	21,834,106 00	311,440 84
Waupaca	13,960,241 40	218,264 19
Waushara	6,606,682 00	80,992 01
Winnebago	32,312,640 50	608,340 91
Wood	9,896,299 44	203,301 26

Report of the Commissioners of Public Printing.

REPORT

OF THE

Commissioners of Public Printing.

Department of State, July 1, 1901.

To His Excellency, Robert M. La Follette,
Governor of the State of Wisconsin.

Sir:—In accordance with the provisions of section 355 chapter 20, Wisconsin statutes, 1898, I beg leave to submit our biennial report for the fiscal period ending June 30, 1901.

The total amount of printing done under the existing contract with the state printer for the fiscal year ending September 30, 1901, and the fiscal period ending June 30, 1902, is as follows:

Report of the Commissioners of Public Printing.

FOR THE FISCAL YEAR ENDING SEPTEMBER 30, 1901.

Department, Board or Commission.	Printing.	Paper.	Waste.	Total.
Attorney General	\$201 25			\$201 25
Adjutant General	375 16	\$99 53	\$4 33	479 02
Agricultural and Experiment Station	2,247 43	889 38	41 70	3,178 51
Academy of Arts and Sciences	807 61	2 29	09	809 99
Board of Control	628 45	169 53	8 29	806 27
Blue Book	23 92	5 92	35	30 19
Bank Examiner	779 93	106 38	4 40	890 71
Board of Agriculture	429 11	111 47	4 46	545 04
Board of Immigration	8 71	2 53	10	11 34
Board of Health	370 79	355 62	14 22	740 63
Board of Arbitration	19 99	30 84	1 25	92 08
Cheesemakers' Association	299 37	124 45	6 22	430 04
Dairy and Food Commissioner	973 01	459 67	18 39	1,451 07
Dairyman's Association				
Free Library Commission	324 50	25 18	1 35	351 03
Fish and Game Warden	883 40	70 65	2 84	956 89
Fish Commission	5 75	70	03	6 48
Forest Warden				
Governor	277 18	25 07	1 17	303 42
Geological and Natural Hist. Survey	1,954 46	14 93	66	1,970 05
Historical Society	3,201 64	22 19	1 21	3,225 04
Home for Feeble Minded	19 54	6 05	24	45 83
Horticultural Society	763 15	182 51	9 12	954 78
Insurance Commissioner	2,666 76	445 95	22 29	3,135 00
Industrial School for Boys	17 84	6 77	27	24 88
Labor Bureau	1,963 63	732 40	35 37	2,731 40
Land Office	107 42	17 95	83	126 20
Legislature	5,479 68	851 53	34 20	6,365 41
Milwaukee Hospital for Insane				
Normal School Regents	87 82	11 34	45	99 61
Northern Hospital for Insane	23 35	8 19	33	31 87
Public Documents				
Quartermaster General	329 92	25 22	1 02	356 16
Railroad Commissioner	918 93	91 10	4 56	1,014 59
Secretary of State	3,127 15	896 71	40 42	4,064 28
State Superintendent	2,315 58	1,113 61	48 96	3,478 15
State Prison	19 16	14 52	58	54 26
State Hospital for Insane	70 86	13 20	52	84 58
School for Blind	4 03	70	03	4 76
State Public School	28 54	3 92	15	42 61
State Reformatory	287 58	19 45	78	307 81
State Treasurer	405 60	61 82	3 37	470 79
Superintendent of Public Property	95 36	14 21	78	110 35
State Library	405 80	2 58	23	408 61
Supreme Court	205 41	38 48	1 89	245 78
State Bar Examiners	127 61	11 55	51	139 67
Supervisors of Illuminating Oils	105 95	13 52	70	120 17
School for Deaf				
State Veterinarian	47 55	12 64	50	60 69
State Live Stock Sanitary Board				
Treasury Agent	63 94	44 01	1 76	109 71
Tax Commission	240 49	90 49	3 81	334 79
Teachers' Association				
University	717 66	18 50	74	736 90
Total	\$34,547 97	\$7,265 25	\$325 47	\$42,138 69

Report of the Commissioners of Public Printing.

FOR THE FISCAL PERIOD ENDING JUNE 30, 1902.

Department, Board or Commission.	Printing.	Paper.	Waste.	Total.
Attorney General	\$350 00			\$350 00
Adjutant General	303 03	\$47 90	\$1 92	352 85
Agricultural and Experiment Station	1,585 65	849 43	33 97	2,469 05
Academy of Arts and Sciences	112 50			112 50
Board of Control	150 12	39 38	1 58	191 08
Blue Book	15,980 79	5,393 18	215 74	21,589 71
Bank Examiner	986 32	130 12	5 20	1,121 64
Board of Agriculture	1,445 89	267 59	10 70	1,724 18
Board of Immigration				
Board of Health	2 68	70	62	2 80
Board of Arbitration				
Cheesemakers' Association	245 09	111 78	4 47	361 34
Dairy and Food Commissioner	96	33	01	1 30
Dairymen's Association	600 70	121 77	4 87	727 34
Free Library Commission	322 95	46 47	1 86	371 28
Fish and Game Warden	931 90	290 13	11 61	1,233 64
Fish Commission	101 22	16 90	68	118 80
Forest Warden				
Governor	12 98	8 93	86	22 27
Geological and Nat. History Survey	244 58	2 12	08	246 78
Historical Society	4,642 94	98 96	3 96	4,745 86
Home for Feeble Minded	51 36	17 71	71	69 78
Horticultural Society	748 25	221 18	8 85	978 28
Insurance Commissioner	2,939 82	581 32	23 25	3,544 39
Industrial School for Boys	2 14	1 70	07	3 91
Labor Bureau	189 53	92 62	3 70	285 85
Land Office	44 86	16 31	65	61 82
Legislature	3,098 59	1,915 63	76 63	5,090 85
Milwaukee Hospital for Insane	51 63	7 62	30	59 55
Normal School Regents				
Northern Hospital for Insane	46 36	17 91	72	64 99
Public Documents	937 29	5 10	20	942 59
Quartermaster General	251 34	84 35	3 37	339 06
Railroad Commissioner	446 54	42 54	1 70	490 78
Secretary of State	1,347 37	815 80	32 63	2,195 80
State Superintendent	4,459 32	1,474 33	58 97	5,972 62
State Prison	219 41	55 72	2 23	277 36
State Hospital for Insane	159 77	54 84	2 19	196 80
School for Blind	12 88	2 80	11	15 79
State Public School	18 73	6 31	25	25 29
State Reformatory	67 29	15 66	63	83 58
State Treasurer	182 22	46 23	1 85	230 30
Superintendent of Public Property	175 81	23 74	95	200 50
State Library	487 25			487 25
Supreme Court	403 98	49 95	2 60	455 93
State Bar Examiners	21 04	8 40	34	29 78
Supervisors of Illuminating Oils	141 14			141 14
School for Deaf	7 36	1 40	06	8 82
State Veterinarian	3 52	2 45	10	6 07
State Live Stock Sanitary Board	26 04	3 66	15	29 85
Treasury Agent	56 28	6 73	30	63 31
Tax Commission	1,218 83	340 01	13 60	1,572 44
Teachers' Association	317 12	37 80	1 51	356 43
University	389 72			389 72
Total	\$46,502 49	\$13,375 51	\$535 05	\$60,413 05

Report of the Commissioners of Public Printing.

In accordance with the provisions of section 297 of the Wisconsin statutes of 1898, we issued advertisements during the first week in June, 1902, for proposals for doing state printing. Bids resulting from said advertisements will be opened and read at 12 o'clock noon, July 2, 1902.

Respectfully submitted,

WM. H. FROEHLICH,
Secretary of State,

J. O. DAVIDSON,
State Treasurer,

E. R. HICKS,
Attorney General,

Commissioners of Public Printing.

Report of Superintendent of Public Property.

ANNUAL REPORT

OF THE

Superintendent of Public Property

For the fiscal year ending September 30, 1901.

To Robert M. LaFollette,
Governor of Wisconsin.

Sir:—In pursuance of law I herewith submit a report of the transactions of the Department of Public Property for the year ending September 30th, 1901.

The several exhibits hereto annexed contain concise and correct statements of the various transactions of this department.

Respectfully,

GEO. E. BRYANT,
Superintendent of Public Property.

Stationery on hand Oct. 1st, 1900, as shown by Exhibit "A"	\$3,917 26	
Stationery purchased during the year as shown by Exhibit "B"	5,167 15	
		\$9,084 41
Stationery on hand Oct. 1st, 1901, as shown by Exhibit "C"	\$3,859 86	
Stationery disbursed during years as shown by Exhibit "D"—		
State Historical Society	\$22 93	
Grand Army Republic	20 55	
Sanitary Live Stock Board.....	3 84	
Assembly	1,044 95	
Senate	711 21	
Lieutenant Governor	14 92	
State Veterinarian	17 70	
State Board of Agriculture	126 22	

Report of Superintendent of Public Property.

Secretary of State	344 70		
Commissioner of Fisheries	12 42		
Wisconsin Free Library Com.	90 62		
Supreme Court	181 45		
Land Office	101 38		
Insurance Commissioner	101 34		
Treasury Agent	43 18		
Bank Examiner	43 83		
Railroad Commissioner	85 51		
Executive Office	616 06		
Fish and Game Warden.....	41 60		
Commissioner of Labor Statistics....	268 38		
Quartermaster General	57 45		
Adjutant General	210 77		
State Treasurer	110 63		
Board of Control	142 12		
Attorney General	126 93		
Commissioner of Taxation	172 17		
State Law Library	29 33		
Superintendent of Public Property....	132 02		
Dairy and Food Commissioner.....	46 04		
Superintendent of Public Instruction	304 30		
		5,224 55	
			\$9,084 41
Books on hand Oct. 1, 1900, as shown by Exhibit "G"		51,784	
Books received during year as shown by Exhibit "G"		9,048	
			60,852
Books on hand Oct. 1, 1901, as shown by Exhibit "H"		52,021	
Books distributed during year as shown by Exhibit "I"		8,311	
Books sold as shown by Exhibit "J".....		500	
			60,852
Moneys received from sale of books as shown by Exhibit "J"		\$527 25	
Moneys received from sale of condemned property sold		124 80	
Money received from A. H. Main & Son, fire loss		8 30	
			\$660 35
			\$660 35
Paid to state treasurer			
General expenses as shown by Exhibit "E".....	\$63,897 66		
Expenses under special appropriations, as shown by Exhibit "E"		15,530 83	
Executive residence, expense as shown by Exhibit "F"		1,872 73	

Note:—The itemized exhibits mentioned above are on file in the department of state.

Report of Superintendent of Public Property.

ANNUAL REPORT

OF THE

Superintendent of Public Property

For the fiscal period ending June 30, 1902.

To Robert M. LaFollette,
Governor of Wisconsin.

Sir: In compliance with section 1, chapter 400. laws of 1901, I herewith submit a report of the transactions of the Department of Public Property for the fiscal year ending June 30th, 1902.

The several exhibits hereto annexed contain concise and correct statements of the various transactions of this department.

Respectfully,

GEO. E. BRYANT,
Superintendent of Public Property.

Stationery on hand Oct. 1st, 1901, as shown by Exhibit "A"	\$3,859 86	
Stationery purchased from Oct. 1st, 1901, to July 1st, 1902, as shown by Exhibit "B"	1,114 42	
		\$4,974 28
Stationery on hand June 30th, 1902, as shown by Exhibit "C"	\$2,690 80	
Stationery disbursed from Oct. 1st, 1901, to July 1st, 1902, as shown by Exhibit "D"—		
State Historical Society	\$46 53	
G. A. R.	28 73	
State Veterinarian	6 36	
State Board of Agriculture.....	109 59	
Secretary of State	294 51	
Com. of Fisheries	31 41	
Wisconsin Free Library	128 70	
Supreme Court	138 23	
Land Office	64 76	

Report of Superintendent of Public Property.

Insurance Commissioner	80 56	
Treasury Agent	12 11	
Bank Examiner	72 38	
R. R. Commissioner	21 68	
Executive	107 16	
Fish and Game Warden	32 35	
Commissioner of Labor	178 49	
Quartermaster General	36 36	
Adjutant General	85 23	
State Treasurer	93 32	
Board of Control	112 70	
Attorney General	54 22	
Com. of Taxation	107 03	
State Librarian	38 31	
Superintendent of Public Property.....	61 86	
Dairy and Food Commissioner.....	62 54	
State Superintendent	278 36	
		\$2,283 48
		<u> </u>
		\$4,974 28
General expenses from Oct. 1st, 1901, to July 1st, 1902, as shown by Exhibit "E".....	\$46,375 66	
Expenses, special appropriations, shown by same Exhibit	10,151 98	
Executive residence, shown by same Exhibit..	870 02	
		<u> </u>
		\$57,397 66
Books of all kinds on hand Oct. 1st, 1902, as shown by Exhibit "G" (vols.).....	52,021	
Books received during the year as shown by Exhibit "K" (vols.).....	2,702	
		<u> </u>
		54,723
Books of all kinds on hand July 1st, 1902, as shown by Exhibit "H" (vols.).....	53,844	
Books distributed during the year as shown by Exhibit "I" (vols.)	468	
Books sold during the year as shown by Exhibit "J" (vols.)	411	
		<u> </u>
		54,723
Moneys received as shown by Exhibit "L"—		
From books sold	\$436 21	
From condemned property	101 27	
From rebate on freight	11 40	
From old metal	111 72	
From books burned in transit	8 75	
		<u> </u>
		\$669 35
Turned over to the state treasurer.....		\$669 35

Note.—The itemized exhibits mentioned above are on file in the department of state.

Index.

INDEX.

	Page.
ACADEMY OF ARTS AND SCIENCES—	
Disbursements for 1901	87
Disbursements for 1902	196
ACCIDENT INSURANCE COMPANIES—(See Insurance Companies.)	
ADJUTANT GENERAL—	
Disbursements for 1901	77
Disbursements for 1902	189
ADVERTISING LANDS—	
Disbursements for 1901	95
Disbursements for 1902	205
AGENT—(See Treasury Agent.)	
AGRICULTURAL COLLEGE FUND—	
General statement	16
Receipts, itemized for 1901	133
Receipts, itemized for 1902	223
Disbursements, itemized for 1901	133
Disbursements, itemized for 1902	223
AGRICULTURAL COLLEGE FUND INCOME—	
General statement	18
Receipts, itemized for 1901	134
Receipts, itemized for 1902	224
Disbursements, itemized for 1901	134
Disbursements, itemized for 1902	224
AGRICULTURAL SOCIETIES, COUNTY—	
Disbursements to, by state, 1901	96
Disbursements to, by state, 1902	206
Receipts of, 1900	402
Receipts of, 1901	414
Disbursements of, 1900	408
Disbursements of, 1901	420
ALLOTMENT FUND—	
General statement	26
Receipts, 1901	143

Index.

	Page.
ASSEMBLY—	
Chief clerk's department, disbursements for.....	104
Committee on visiting, disbursements for.....	107
Copyists, disbursements for	105
Members of, salary and mileage.....	99
Sergeant-at-Arm's department, disbursements for.....	105
ATTORNEY GENERAL'S DEPARTMENT—	
Disbursements for 1901	49
Disbursements for 1902	164
ASSESSMENT ROLLS—	
Abstract of 1901	242
Abstract of 1902	276
BABCOCK MEDAL	93
BANK EXAMINER'S DEPARTMENT—	
Disbursements for 1901	52
Disbursements for 1902	168
BANK STOCK—	
Valuation, 1901	262
Valuation, 1902	294
BICYCLES—	
Valuation of, 1901	260
Valuation of, 1902	300
BIRTHS—(See Marriages.)	
BLUE BOOK, Printing of	108, 210
BOARD OF CONTROL—	
Disbursements for 1901	54
Disbursements for 1902	170
BONDS—(See Notes.)	
BONDED DEBT—(See Counties.)	
Of towns, cities and villages, in 1900	348
Of towns, cities and villages, in 1901	354
Of counties, in 1900	360
Of counties, in 1901	366
BOOM—(See Log Driving.)	
BOUNTY ON WILD ANIMALS—	
Disbursements for 1901	93
Disbursements for 1902	202
BUREAU OF LABOR STATISTICS—	
Disbursements for 1901	53
Disbursements for 1902	168

Index.

	Page.
CALUMET AND MANITOWOC COUNTIES INDEMNITY FUND—	
General statement	25
CAPITOL—	
Remodeling south wing of	72
CHARITABLE AND PENAL INSTITUTIONS—	
Receipts for 1901	44
Receipts for 1902	161
Disbursements for 1901	55
Disbursements for 1902	170
Special charges for	238
CIRCUIT COURTS—	
Disbursements for 1901	66
Disbursements for 1902	182
CITIES—(See Taxes.)	
Indebtedness of 1900	348
Indebtedness of 1901	354
Total assessed valuation and taxes, 1900	437
Total assessed valuation and taxes, 1901	439
CITY AND VILLAGE LOTS—(See Towns.)	
Valuation of, 1901	272
Valuation of, 1902	308
COMMISSIONERS OF FISHERIES—	
Disbursements for 1901	64
Disbursements for 1902	180
COMMISSIONERS OF PUBLIC PRINTING—	
Report of	441
Disbursements, 1902	196
COMMON SCHOOLS	87, 197
COUNTIES—(See Taxes.)	
Assessed valuation of, 1900	314
Assessed valuation of, 1901	324
Various taxes levied, for 1900	320
Various taxes levied, for 1901	330
Purposes for which tax was expended, 1900	332
Purposes for which tax was expended, 1901	340
Indebtedness of, 1900	360
Indebtedness of, 1901	366
COUNTY AGRICULTURAL SOCIETIES—(See Agricultural Societies.)	
COUNTY TRAINING SCHOOL FOR TEACHERS—	
Disbursements, 1901	87
COWS—(See Milch Cows.)	

Index.

	Page.
DAIRY AND FOOD COMMISSIONER'S DEPARTMENT—	
Disbursements for, 1901	54
Disbursements for, 1902	168
DEAF MUTE INSTRUCTION IN CITIES—	
Disbursements for, 1901	86
DEATHS—(See Marriages.)	
DELINQUENT TAX FUND—	
General statement	24
Receipts, itemized for 1901	142
Receipts, itemized for 1902	231
Disbursements, itemized for 1901	142
Disbursements, itemized for 1902	231
DEPARTMENT OF STATE—	
Disbursements, 1901	47
Disbursements, 1902	163
DEPOSIT FUND—	
General statement	25
Disbursements, itemized for 1901	143
Receipts, 1902	231
DETAILS OF REPORT	31
DISBURSEMENTS—Estimate for 1903, 1904.....	28
DISEASED ANIMALS SLAUGHTERED—	
Disbursements for, 1901	62
Disbursements for, 1902	179
DRAINAGE FUND—	
General statement	23
Receipts, itemized, for 1901	141
Receipts, itemized, for 1902	231
Disbursements, itemized, for 1901	141
Disbursements, itemized, for 1902	231
Reimbursement of, and distribution of.....	208
DRAUGHTSMAN—	
Disbursements for, 1901	52
EASTERN WISCONSIN FIREMAN'S ASSOCIATION—	
Disbursements, 1901	92
ELECTRIC LIGHT COMPANIES—	
License tax, 1901	36
License tax, 1902	153
ESTATES—	
Tax on	431

Index.

	Page.
EXAMINERS OF STATE TEACHERS—	
Disbursements, 1901	87
Disbursements, 1902	192
EXECUTIVE DEPARTMENT—	
Disbursements, 1901	47
Disbursements, 1902	163
EXPENDITURES—	
Estimates of, for 1903, 1904	28
EXPERIMENTAL STATION—	
Disbursements for illustrations, 1901	87
Disbursements for illustrations, 1902	197
EXPRESS COMPANIES—	
Taxes for 1901	36
FARM PRODUCTS—	
Grown in 1900	370
Grown in 1901	386
FIRE INSURANCE COMPANIES—(See Insurance Companies.)	
FISH AND GAME WARDEN—	
Disbursements, 1901	64
Disbursements, 1902	180
FRANCHISES—	
Valuation of, 1901	268
Valuation of, 1902	299
FREE HIGH SCHOOLS—	
Disbursements, 1901	98
Disbursements, 1902	198
FREE LIBRARY COMMISSION—	
Disbursements, 1901	84
Disbursements, 1902	195
FREIGHT LINE COMPANIES—	
Taxes for 1901	36
Taxes for 1902	152
FUEL—	
Disbursements, 1901	76
Disbursements, 1902	189
GAS AND ELECTRIC LIGHT—	
Disbursement, 1901	76
Disbursement, 1902	189
GEOLOGICAL AND NATURAL HISTORY SURVEY—	
Disbursements, 1901	84
Disbursements, 1902	196

Index.

	Page.
GENERAL FUND—	
General statement	7
Receipts, itemized, 1901	33
Receipts, itemized, 1902	150
Disbursements, itemized, 1901	47
Disbursements, itemized, 1902	163
GENERAL STATEMENT	6
HORSES—	
Valuation of, 1901	242
Valuation of, 1902	276
HUNTING LICENSE FUND—	
General statement	27
Receipts, 1901	144
Receipts, 1902	232
Disbursements, 1901	145
Disbursements, 1902	233
INDEMNITY FUND—	
General statement	24
Receipts and disbursements, itemized, 1901.....	143
SOCIETIES—(See Agricultural.)	
INSANE IN COUNTY ASYLUMS—	
Maintaining of, 1901	55-61
Maintaining of, 1902	170-177
INSPECTOR OF APIARIES—	
Disbursements, 1901	92
Disbursements, 1902	202
INTER STATE PARK COMMISSION—	
Disbursements, 1901	94
Disbursements, 1902	203
INSURANCE COMPANIES—	
License tax, 1901, fire	40
License tax, 1902, fire	157
License tax, 1901, life	43
License tax, 1902, life	159
License tax, 1901, accident, surety, marine	43
License tax, 1902, accident, surety, marine and casualty..	160
INSURANCE DEPARTMENT—	
Disbursement, 1901	51
Disbursement, 1902	166
LA CROSSE INTER STATE FAIR—	
Disbursements, 1902	207

Index.

	Page.
LAND—	
Valuation of, 1901	270
Valuation of, 1902	306
LAND COMMISSIONER'S DEPARTMENT—	
Disbursements, 1901	52
Disbursements, 1902	167
LEGACIES—	
Taxes received from, 1901.....	39
Taxes received from, 1902	156
Refund of tax	93
Statement of returns	430
Itemized statement	431
LEGISLATURE—(See Senate or Assembly.)	
LEGISLATIVE EXPENSES—	
Apportionment	108
Contesting seats	107
Visiting committee	107
Chaplains	106
Printing	107, 210
Disbursements for, 1901, 1902	9
Estimate of, for 1903	29
LETTER OF TRANSMITTAL	5
LIGHT COMPANIES—	
Valuation of, 1901	268
Valuation of, 1902	299
LIFE INSURANCE COMPANIES—(See Insurance Companies.)	
LIVE STOCK SANITARY BOARD, VETERINARY SURGERY—	
Disbursements, 1901	62
Disbursements, 1902	178
LOAN AND TRUST COMPANIES—	
License tax, 1901	39
License tax, 1902	155
LOG DRIVING AND BOOM COMPANIES—	
License tax, 1901	39
License tax, 1902	156
LOGS, TIMBER, LUMBER, TIES, ETC.—	
Valuation, 1901	266
Valuation, 1902	297
LOTS—(See City.)	
MANUAL TRAINING—	
Disbursements, 1901	92
Disbursements, 1902	202

Index.

	Page.
MARINE INSURANCE COMPANIES—(See Insurance Companies.)	
MARRIAGES, BIRTHS AND DEATHS—	
Statistics of, for 1900-1	426-428
MELODEONS—(See Organs.)	
MENOMONIE INDIAN RESERVATION TRESPASS FUND—	
General statement	25
MERCHANTS' AND MANUFACTURERS' STOCK—	
Valuation of, 1901	262
Valuation of, 1902	295
MILITIA—(Wisconsin National Guard.)	
MILWAUKEE COUNTY ASYLUM—	
Disbursements, 1901	61
Disbursements, 1902	177
MISCELLANEOUS—	
Receipts, 1901	45
Receipts, 1902	162
Disbursements, 1901	94
Disbursements, 1902	204
MONEYS, ACCOUNTS, BONDS, ETC.—	
Amount, 1901	264
Amount, 1902	296
MORTGAGES—(See Notes.)	
MULES AND ASSES—	
Valuation of, 1901	246
Valuation of, 1902	280
NEAT CATTLE—	
Valuation of, 1901	244
Valuation of, 1902	278
NORMAL SCHOOLS	88, 197
NORMAL SCHOOL FUND—	
General statement	19
Productive funds	20
Receipts, itemized, 1901	135
Receipts, itemized, 1902	225
Disbursements, itemized, 1901	136
Disbursements, itemized, 1902	226
NORMAL SCHOOL FUND INCOME—	
General statement	22
Receipts, itemized, 1901	137
Receipts, itemized, 1902	227
Disbursements, itemized, 1901	140
Disbursements, itemized, 1902	230

Index.

	Page.
NORTHERN WISCONSIN STATE FAIR—	
Disbursements, 1901	98
Disbursements, 1902	208
NOTES, BONDS AND MORTGAGES—	
Valuation, 1901	264
Valuation, 1902	296
OIL INSPECTION—	
Disbursements, 1901	64
Disbursements, 1902	180
OIL INSPECTION FUND—	
General statement	27
Receipts, 1901	147
Receipts, 1902	235
Disbursements, 1901	149
Disbursements, 1902	236
ORGANS AND MELODEONS—	
Valuation, 1901	258
Valuation, 1902	292
PALACE CAR COMPANIES—	
License tax, 1901	36
PAN AMERICAN EXPOSITION—	
Disbursements, 1901	93
PAPER—	
Disbursements, 1901	76
Disbursements, 1902	189
PERSONAL PROPERTY, ALL OTHER—(See Property.)	
Valuation, 1901	268
Valuation, 1902	303
Total value of, 1901	268
Total value of, 1902	304
PIANOS—	
Valuation of, 1901	256
Valuation of, 1902	290
PLANK ROAD COMPANIES—	
License tax, 1901	39
License tax, 1902	156
PRESIDENTIAL ELECTORS	93
PRINTING—	
Legislature, 1901	107
Legislature, 1902	210
Blue Book	108, 210
Commissioners of public, report of.....	441

Index.

	Page.
PROPERTY, ALL—	
Total value of, 1901	274
Total value of, 1902	312
PUBLISHING—	
Bank reports, 1901	94
Bank reports, 1902	204
Legislative	107
Private and local laws	108
Laws of general interest	109, 210
QUARTERMASTER GENERAL'S DEPARTMENT—	
Disbursements, 1901	80
Disbursements, 1902	191
RAILROAD COMPANIES—	
License tax, 1901	35
License tax, 1902	152
RAILROAD COMMISSIONER'S DEPARTMENT—	
Disbursements, 1901	50
Disbursements, 1902	166
RAILROAD TIES—(See Logs, Timber, Etc.)	
REAL PROPERTY—	
Total value of, 1901	272
Total value of, 1902	310
RECEIPTS—(See Various Funds.)	
Estimate for 1903-1904	30
REDEMPTION FUND—	
General statement	25
REVENUES—Estimate of, for 1903-1904	20
SALES OF REAL ESTATE—	
Making statement of, 1901	95
Making statement of, 1902	205
SAN JOSE SCALE, PREVENTION OF—	
Disbursements, 1901	92
Disbursements, 1902	202
SAW LOGS—(See Logs, Timber, Ties, etc.)	
SCHOOL DISTRICTS—(See Towns.)	
SCHOOL FUND—	
General statement	10
Receipts, itemized, 1901	121
Receipts, itemized, 1902	211
Disbursements, itemized, 1901	122
Disbursements, itemized, 1902	213
Productive funds	11

Index.

	Page.
SCHOOL FUND INCOME—	
General statement	12
Receipts, itemized, 1901	126
Receipts, itemized, 1902	215
Disbursements, itemized, 1901	128
Disbursements, itemized, 1902	217
SENATE—	
Chief clerk's department	101
Copyists	102
Members of, salary and mileage.....	98
Sergeant-at-arms' department	103
SHEEP AND LAMBS—	
Valuation of, 1901	248
Valuation of, 1902	282
SHILOH BATTLEFIELD COMMISSION—	
Disbursements, 1902	203
SLEEPING CAR COMPANIES—	
License tax, 1901	36
SPECIAL CHARGES—	
By counties, 1901	33
By counties, 1902	150
For state institutions, 1901	238
ST. LOUIS WORLD'S FAIR—	
Disbursements, 1902	202
STATE BAR EXAMINERS—	
Disbursements, 1901	65
Disbursements, 1902	181
STATE DEBT—Statement of	27
STATE DEPARTMENT—(See Department of State.)	
STATE HISTORICAL SOCIETY—	
Disbursements, 1901	81
Disbursements, 1902	192
STATE HORTICULTURAL SOCIETY—	
Disbursement, 1901	92
Disbursement, 1902	202
STATE LAW LIBRARY—	
Disbursements, 1901	66
Disbursements, 1902	181
STATE SUPERINTENDENT OF INSTRUCTION'S DEPARTMENT—	
Disbursements, 1901	49
Disbursements, 1902	165

Index.

STATE TREASURY AGENT'S DEPARTMENT—	
Disbursements, 1901	65
Disbursements, 1902	180
STATE BOARD OF AGRICULTURE—	
Disbursements, 1901	98
Disbursements, 1902	208
STATE BOARD OF ARBITRATION—	
Disbursements, 1901	65
Disbursements, 1902	180
STATE BOARD OF CONTROL—(See Board of Control.)	
STATE BOARD OF HEALTH—	
Disbursements, 1901	61
Disbursements, 1902	178
STATE BOARD OF IMMIGRATION—	
Disbursements, 1901	93
STATIONERY—(See Supt. of Public Property Report.)	
Disbursements, 1901	76
Disbursements, 1902	189
STEAMBOATS AND OTHER WATER CRAFT—	
Valuation, 1901	266
Valuation, 1902	299
STREET RAILWAY COMPANIES—	
License tax, 1901	36
License tax, 1902	153
SUIT TAX—	
By counties, 1901	33
By counties, 1902	150
SUNDRY SOURCES—	
Receipts, 1901	44
Receipts, 1902	161
SURETY INSURANCE COMPANIES—(See Insurance Companies.)	
SUPERINTENDENT OF OIL INSPECTION—(See Oil Inspection.)	
SUPERINTENDENT OF PUBLIC PROPERTY—	
Disbursements, 1901	67
Disbursements, 1902	182
Extra pay-roll, 1901	70-71
Extra pay-roll, 1902	184
Incidental expenses, 1901	71-72
Incidental expenses, 1902	186
Report of, 1901	445
Report of, 1902	447

Index.

	Page.
SUPREME COURT—	
Disbursements, 1901	65
Disbursements, 1902	180
SWINE—	
Valuation of, 1901	250
Valuation of, 1902	284
TAX COMMISSION—	
Disbursements, 1901	51
Disbursements, 1902	166
TAXES—(See Counties.)	
Purposes for expenditure of, 1900	332
Purposes for expenditure of, 1901	340
Levied by counties, towns, cities and villages in 1900.....	314-437
Levied by counties, towns, cities and villages in 1901.....	324-439
TAXABLE PROPERTY—	
Valuation of, 1901	238
TEACHERS' INSTITUTES—	
Disbursements, 1901	88
Disbursements, 1902	197
TELEGRAPH COMPANIES—	
License tax, 1901	37
License tax, 1902	153
TELEGRAPH POLES—(See Logs, Timber, etc.)	
TELEPHONE COMPANIES—	
License tax, 1901	37
License tax, 1902	153
TIMBER—(See Logs, Timber, etc.)	
TOBACCO—(See Farm Products.)	
Valuation of, 1901	264
Valuation of, 1902	297
TOWNS—(See Taxes, County.)	
Indebtedness of, 1900	348
Indebtedness of, 1901	354
Total assessed valuation and taxes, 1900	437
Total assessed valuation and taxes, 1901	439
TREASURY DEPARTMENT—	
Disbursements, 1901	48
Disbursements, 1902	164

Index.

	Page.
TRUST COMPANIES—	
License tax, 1901	39
License tax, 1902	155
UNIVERSITY ILLUSTRATIONS—(See Experiment Station.)	
UNIVERSITY PRINTING AND MISCELLANEOUS—	
Disbursements, 1901	87
Disbursements, 1902	197
UNIVERSITY FUND—	
General statement	13
Receipts, itemized, 1901	130
Receipts, itemized, 1902	219
Disbursements, itemized, 1901	130
Disbursements, itemized, 1902	219
UNIVERSITY FUND INCOME—	
General statement	15
Receipts, itemized, 1901	131
Receipts, itemized, 1902	220
Disbursements, itemized, 1901	132
Disbursements, itemized, 1902	222
UNITED STATES WAR CLAIMS—	
Disbursements, 1901	93
Disbursements, 1902	202
VILLAGES—(See Towns or Cities.)	
VESSEL TONNAGE—	
Tax, 1901	40
Tax, 1902	156
Apportionment of	209
VICKSBURG COMMISSION—	
Disbursements, 1902	203
VETERINARY SURGERY—	
Disbursements, 1901	62
Disbursements, 1902	178
WAGONS, CARRIAGES AND SLEIGHS—	
Valuation of, 1901	252
Valuation of, 1902	286


Index.

	Page.
WACTHES, GOLD AND SILVER—	
Valuation of, 1901	254
Valuation of, 1902	288
WATER AND LIGHT COMPANIES—	
Valuation of personal property, etc., 1901	268
Valuation of personal property, etc., 1902	299
WISCONSIN BOARD OF MEDICAL EXAMINERS—	
General statement	26
Receipts, 1901	143
WISCONSIN CHEESEMAKERS' ASSOCIATION—	
Disbursements for 1901	92
Disbursements for 1902	202
WISCONSIN CRANBERRY GROWERS' ASSOCIATION—	
Disbursements for 1901	92
Disbursements for 1902	202
WISCONSIN DAIRYMAN'S ASSOCIATION—	
Disbursements for 1901	92
Disbursements for 1902	202
WISCONSIN FIREMAN'S ASSOCIATION—	
Disbursements for 1901	92
Disbursements for 1902	202
WISCONSIN INDUSTRIAL SCHOOL FOR GIRLS.....	61-177
WISCONSIN NATIONAL GUARD—	
Disbursements, 1901	77
Disbursements, 1902	189
WISCONSIN RAILROAD FARM MORTGAGE LAND CO.....	26
WISCONSIN VETERAN'S HOME—	
Disbursements, 1901	61
Disbursements, 1902	177

Index.

APPENDIXES.

	Page
"A."—Detailed statement of receipts and disbursements of the several funds, inclusive	33, 150
"B."—Taxable property of the several counties, and apportionment of state tax and special charges	238
"C."—Abstract of the assessment roll	242
"D."—Valuation of all property in the state, and amount of state, county, town, city and villages taxes.....	314
"E."—Purposes for which county tax was expended.....	332
"F."—Bonded and other indebtedness of towns, cities, villages and school districts	348
"G."—Bonded and other indebtedness of counties.....	360
"H."—Statement of principal farm products, 1900 and 1901....	370
"I."—Reports of agricultural societies	402
"J."—Abstracts of marriages, births and deaths	426
"K."—Statement of taxes collected on legacies	430
"L."—Statement of all taxes levied by towns, cities and villages by counties	437





BIENNIAL REPORT

OF THE


STATE TREASURER

OF THE

STATE OF WISCONSIN

FOR THE

Two Fiscal Years Ending September 30, 1901, and June 30, 1902



MADISON

DEMOCRAT PRINTING COMPANY, STATE PRINTER

1902.

STATE OF WISCONSIN.

Report of the State Treasurer.

STATE OF WISCONSIN,

Treasury Department,

MADISON, WIS., July 10, 1902.

To His Excellency, ROBERT M. LA FOLLETTE,

Governor of the State of Wisconsin.

SIR:—Pursuant to the requirements of law, I have the honor respectfully to submit herewith a report of the receipts and disbursements of this office during the fiscal year ending September 30th, 1901, and also covering nine months of the year, ending June 30th, 1902. The report does not cover the entire year, for the reason that by an act of the legislature the fiscal year has been changed so as to end June 30th, instead of September 30th heretofore. This report exhibits a complete statement of the financial transactions of this department, together with a statement in detail of the conditions and the operations of the state and private banks during the same fiscal years.

I am, sir,

Very respectfully,

J. O. DAVIDSON,

State Treasurer.

Balance Sheet.

BALANCE SHEET.

The balances to the credit of the several funds Sept. 30, 1901, were as follows:

General fund	\$517,842 14
School fund	49,522 17
School fund income	199,796 61
University fund	19,286 95
Agricultural College fund	2,923 61
Normal School fund	115,380 69
Drainage fund	3,137 14
Delinquent Tax fund	72 65
Deposit fund	10,332 75
Redemption fund	151 92
Wis. R. R. Farm Mortgage Land Co. fund.....	4,446 64
Allotment fund	956 54
Calumet and Manitowoc Co.'s Ind. fund	284 45
Hunting License fund	14,552 09
Ward & Smith fund	1,111 43
Menomonie Indian Res. Tresp. fund.....	9,548 10
State Board of Medical Examiners	863 31
Total	<u>\$950,209 19</u>

The balances in the several funds June 30, 1902, are as follows:

General fund	\$443,924 00
School fund	84,013 86
School fund income	167,341 78
University fund	3,124 95
Agricultural College fund	962 61
Normal School fund	69,818 67
Drainage fund	4,113 74
Delinquent Tax fund	646 38
Deposit fund	10,313 83
Redemption fund	151 92
Wis. R. R. Farm Mortgage Land Co.....	4,446 64
Allotment fund	956 54
Calumet & Manitowoc Co.'s Indemnity fund	284 45
Hunting License fund	22,867 29
Ward & Smith fund	1,111 43
Menomonie Ind. Res. Trespass fund	9,548 10
Wis. State Board of Medical Examiners' fund.....	863 31
Total	<u>\$822,489 50</u>

Receipts and Disbursements,

SUMMARY OF TOTAL RECEIPTS.

	Oct. 1, 1900, to Sept. 30, 1901.	Oct. 1, 1901, to June 30, 1902.
General fund	\$2,904,091 98	\$2,197,140 16
School fund	180,319 48	248,604 18
School fund income	840,031 64	1,608,658 89
University fund	18,363 00	15,063 00
University fund income	339,017 18	376,363 65
Agricultural College Fund	13,515 34	16,814 00
Agricultural College fund income	22,279 19	13,339 98
Normal School fund	312,084 24	282,532 98
Normal School fund income	318,586 30	320,312 29
Drainage fund	839 65	978 65
Delinquent Tax fund	683 91	573 73
Indemnity fund	120 00
Deposit fund	14 53
Allotment fund	40 00
Wis. Board of Medical Examiners.....	863 31
Hunting License fund	41,051 88	55,389 86
Oil Inspection fund	4,541 98	23,549 22
Total	<u>\$4,996,443 61</u>	<u>\$5,159,320 59</u>

SUMMARY OF TOTAL DISBURSEMENTS.

General fund	\$2,882,658 58	\$2,271,058 30
School fund	342,437 97	216,112 49
School fund income	821,770 22	1,641,113 72
University fund	37,794 99	31,225 00
University fund income	339,017 18	376,363 65
Agricultural College fund	93,238 34	18,775 00
Agricultural College fund income.....	22,279 19	13,339 98
Normal School fund	381,942 80	328,095 00
Normal School fund income	318,586 30	320,312 29
Drainage fund	316 38	2 05
Delinquent Tax fund	699 68
Indemnity fund	120 00
Deposit fund	18 92
Hunting License fund	33,695 47	47,074 66
Oil Inspection fund	4,541 98	23,549 22
Total	<u>\$5,279,099 08</u>	<u>\$5,287,040 28</u>

RECAPITULATION.

Balances Sept. 30, 1900	\$1,232,864 66
Receipts for two years.....	10,155,764 20
Disbursements for two years.....	\$10,566,139 36
Balances June 30, 1902	822,489 50
	<u>\$11,388,628 86</u>	<u>\$11,388,628 86</u>

General Fund Receipts.

SUMMARY OF GENERAL FUND RECEIPTS.

	Oct. 1, 1900, to Sept. 30, 1901.	Oct. 1, 1901, to June 30, 1902.
Annual tax	\$496,794 20	\$568,160 52
Suit tax	5,643 00	5,871 00
Fire Ins. Co.'s license fees.....	108,330 89	115,474 64
Life Ins. Co.'s license fees	263,725 00	290,304 41
Guarantee & Accident Co.'s license fees	12,074 57	13,443 10
Railway companies' license fees	1,600,379 79	857,854 55
Telephone Co.'s	25,273 87	31,812 88
Street Railway & Electric Light Co.'s li- cense fees	9,244 07	9,977 64
Loan & Trust companies' license fees..	2,487 89	2,357 43
Log Driving & Boom Co.'s license fees.	1,578 50	779 45
Plank Road Co.'s license fees.....	352 99	33 38
Charitable and penal institutions	85,824 40	77,926 40
Vessel tax	1,390 15	1,105 26
Sleeping Car Co.'s	9,145 88
Telegraph companies	11,507 35	11,721 80
Freight line and equipment companies	973 40	1,222 08
Express companies	14,084 54
Sundry sources, fees, etc.	213,587 99	156,064 42
Legacy tax	26,298 37	29,914 16
Miscellaneous	15,365 13	23,108 04
Total	<u>\$2,904,091 98</u>	<u>\$2,197,140 16</u>

General Fund Disbursements.

SUMMARY OF GENERAL FUND DISBURSEMENTS.

	Oct. 1, 1900, to Sept. 30, 1901.	Oct. 1, 1901, to June 30, 1902.
Executive department	\$15,024 76	\$10,176 38
State department	38,934 47	27,856 11
Treasury department	18,625 37	13,912 29
Attorney General's department	11,865 44	9,171 73
State Superintendent's department ...	27,262 50	28,921 77
Railroad department	17,777 92	5,044 58
Insurance department	17,078 98	14,194 04
Tax commission	17,548 41	14,016 42
Land department	13,728 61	12,556 03
Bank Examiner's department	11,952 29	10,110 79
Bureau of Labor Statistics	23,935 42	19,673 32
Dairy and Food department	13,074 96	7,966 96
Board of Control	22,821 68	15,288 47
Superintendent of Public Property de- partment	53,303 29	42,721 43
Adjutant General's department, W. N. G.	100,457 67	46,775 86
Quartermaster General's dept., W. N. G.	21,575 37	20,190 31
State Board of Health	5,894 49	13,442 07
State Veterinary department	14,059 48	7,963 82
Fish Commission	24,104 37	17,216 22
Fish and Game Warden department...	3,477 11	3,112 31
Supreme Court	38,077 50	29,994 38
Circuit Court	82,081 33	63,231 64
State Law Library	6,601 49	6,036 55
Historical Society	24,960 11	22,416 65
Deaf instruction in cities	29,435 34
Charitable and Penal institutions	781,546 51	673,677 81
Care of chronic insane in counties....	441,886 56	404,427 40
Legislature	149,750 27	19,079 38
Miscellaneous	858,816 88	711,883 58
Total	\$2,882,658 58	\$2,271,058 30

RECAPITULATION.

Balance Sept. 30, 1900	\$496,408 74
Receipts for two years	5,101,232 14
Disbursements for two years	\$5,153,716 88
Balance June 30, 1902	443,924 00
	<u>\$5,597,640 88</u>	<u>\$5,597,640 88</u>

General Fund Receipts.

RECEIPTS AND DISBURSEMENTS IN DETAIL.

GENERAL FUND.

This fund embraces all the revenues of the state applicable to the payment of the ordinary expenses of the State government.

The sources from which it is derived are from the annual tax levied for the support of Free High Schools, Graded Schools, Charitable and Penal institutions. A special levy for the establishment of manual training departments in connection with High Schools; also tax on civil actions, license on railroad companies, plank road companies, street railways, telephone companies, insurance companies, trust companies, boom companies, hawkers and peddlers, notary and office fees, sales of books, laws and reports, apportionment of interest on deposit with Bank Depositories, and United States appropriation for the Wisconsin Veterans' Home.

The expenditures therefrom are authorized by permanent and temporary appropriations and by the several laws requiring the Secretary of State to audit accounts.

ANNUAL TAX.

The tax collected from the several counties for the above purposes during the fiscal years ending September 30, 1901, and June 30, 1902, is as follows:

	Oct. 1, 1900, to Sept. 30, 1901.	Oct. 1, 1901, to June 30, 1902.
Adams	\$1,891 83	\$1,837 32
Ashland	6,275 55	6,232 11
Barron	5,294 48	6,414 27
Bayfield	4,334 51	5,390 30
Brown	6,554 23	9,016 14
Buffalo	4,278 35	4,973 81
Burnett	2,302 10	2,515 90
Calumet	5,807 56	5,970 51
Chippewa	5,228 80	5,140 63
Clark	5,037 33	6,046 25
Columbia	6,836 46	7,226 24
Crawford	6,027 20	3,892 22
Dane	15,662 50	20,265 19
Dodge	8,830 16	13,690 94
Door	4,664 71	4,929 33
Douglas	11,638 74	13,335 04
Dunn	3,612 21	4,813 02
Eau Claire	11,593 00	10,627 58

General Fund Receipts.

	Oct. 1, 1900, to Sept. 30, 1901.	Oct. 1, 1901, to June 30, 1902.
Florence	927 94	1,136 70
Fond du Lac	10,758 31	12,714 47
Forest	751 66	1,018 06
Gates	533 70
Grant	6,205 39	8,126 87
Green	5,802 28	6,961 67
Green Lake	5,549 36	5,954 54
Iowa	4,046 62	4,001 65
Iron	2,766 61	3,166 49
Jackson	4,926 45	5,630 43
Jefferson	7,314 74	9,760 44
Juneau	6,919 41	8,122 47
Kenosha	7,507 62	8,894 19
Kewaunee	4,955 62	5,421 40
La Crosse	10,632 91	11,697 96
Lafayette	7,477 89	8,044 54
Langlade	2,793 82	3,194 77
Lincoln	4,879 90	5,061 21
Manitowoc	9,062 43	10,277 82
Marathon	5,500 04	6,237 50
Marquette	7,630 63	7,728 41
Marquette	3,243 04	3,274 94
Milwaukee	71,082 75	88,063 13
Monroe	6,991 93	7,504 45
Oconto	6,756 57	8,068 29
Oneida	3,253 56	3,009 30
Outagamie	8,699 94	11,085 23
Ozaukee	6,637 58	7,170 26
Pepin	2,496 37	2,701 48
Pierce	6,635 65	7,108 94
Polk	4,854 91	5,601 03
Portage	9,193 65	10,435 11
Price	2,868 07	3,435 62
Racine	10,677 68	10,944 25
Richland	2,898 55	3,211 89
Rock	12,883 01	15,556 31
St. Croix	4,593 43	5,373 09
Sauk	6,192 31	6,353 67
Sawyer	1,195 24	1,336 85
Shawano	4,144 87	4,447 68
Sheboygan	12,229 33	13,764 83
Taylor	2,904 56	4,121 91
Trempealeau	5,129 54	3,466 53
Vernon	4,636 27	5,150 14
Vilas	945 65	1,255 53
Walworth	8,657 01	10,010 40
Washburn	1,126 26	1,319 77
Washington	5,925 01	6,670 91
Waukesha	14,851 95	17,118 55
Waupaca	10,057 35	9,517 25
Waushara	3,642 69	4,126 41
Winnebago	13,851 65	14,748 40
Wood	5,258 47	6,208 28
Total	\$496,794 20	\$568,160 52

General Fund Receipts.

SUIT TAX.

	Oct. 1, 1900, to Sept. 30, 1901.	Oct. 1, 1901, to June 30, 1902.
Adams	\$24 00	\$18 00
Ashland	204 00	184 00
Barron	84 00	71 00
Bayfield	110 00	125 00
Brown	87 00	99 00
Buffalo	17 00	15 00
Burnett	10 00	15 00
Calumet	19 00	16 00
Chippewa	110 00	84 00
Clark	104 00	118 00
Columbia	77 00	76 00
Crawford	21 00	50 00
Dane	238 00	212 00
Dodge	66 00	55 00
Door	24 00	35 00
Douglas	275 00	197 00
Dunn	28 00	31 00
Eau Claire	157 00	156 00
Florence	20 00	25 00
Fond du Lac	89 00	85 00
Forest	19 00	4 00
Gates	7 00
Grant	78 00	71 00
Green	49 00	57 00
Green Lake	47 00	26 00
Iowa	46 00	57 00
Iron	13 00	97 00
Jackson	76 00	58 00
Jefferson	21 00	16 00
Juneau	47 00	33 00
Kenosha	36 00	29 00
Kewaunee	35 00	50 00
La Crosse	92 00	132 00
Lafayette	40 00	27 00
Langlade	84 00	82 00
Lincoln	59 00	120 00
Manitowoc	72 00	37 00
Marathon	127 00	116 00
Marinette	151 00	98 00
Marquette	14 00	26 00
Milwaukee	843 00	934 00
Monroe	48 00	54 00
Oconto	58 00	71 00
Oneida	39 00	81 00
Outagamie	119 00	131 00
Ozaukee	29 00	26 00
Pepin	17 00	12 00
Pierce	54 00	60 00
Polk	47 00	46 00
Portage	57 00	85 00
Price	76 00	65 00
Racine	66 00	105 00

General Fund Receipts.

	Oct. 1, 1900, to Sept. 30, 1901.	Oct. 1, 1901, to June 30, 1902.
Richland	88 00	63 00
Rock	183 00	192 00
St. Croix	60 00	72 00
Sauk	95 00	100 00
Sawyer	7 00	16 00
Shawano	59 00	85 00
Sheboygan	88 00	75 00
Taylor	46 00	60 00
Trempealeau	39 00	55 00
Vernon	63 00	60 00
Vilas	84 00	44 00
Walworth	71 00	89 00
Washburn	27 00	34 00
Washington	34 00	33 00
Waukesha	41 00	54 00
Waupaca	92 00	108 00
Waushara	31 00	41 00
Winnebago	167 00	162 00
Wood	45 00	48 00
Total.....	<u>\$5,643 00</u>	<u>\$5,871 00</u>

FROM FIRE AND MARINE INSURANCE COMPANIES.

Assurance Co. of America	\$155 58	\$198 54
American, Newark	1,441 63	1,799 30
American, N. Y.	544 78
American, Mass.	126 48	157 31
American, Philadelphia	888 74	800 04
Agriculturist	616 98	637 40
Atlas Assurance, London	371 62	384 19
Aetna, Hartford	1,775 06	2,249 76
Aachen and Munich, Germany.....	427 14	516 56
Alemania, Pittsburg	176 37	149 62
America, Pittsburg	106 73	40 52
American Central	566 93	806 05
Baloise Ins. Co., Switzerland.....	426 36	391 64
British American Assurance	961 82	1,375 10
British American Assurance	4 93	170 35
British and Foreign Marine Ins. Co. ...	67 16	113 18
Buffalo Commercial, Buffalo	115 68	123 35
Buffalo German	358 72	339 92
Boston Insurance Co.	757 40	540 20
Citizens Insurance Co., Pittsburg	217 46
Commercial Union, England	2,101 90	2,925 98
Caledonia, England	1,025 52	404 68
Commonwealth, N. Y.	106 46	138 08
Citizens Ins. Co., Mo.	262 75	680 64
Continental Fire	165 00
Commerce, N. Y.	166 09	100 11

General Fund Receipts.

	Oct. 1, 1900, to Sept. 30, 1901.	Oct. 1, 1901, to June 30, 1902.
Capital, Concord, N. H.	196 07	163 33
Caledonia, N. Y.	67 18	23 01
Continental, N. Y.	1,458 20	1,714 30
Colonial, N. Y.	74 54	234 13
Citizens, N. Y.	261 03
Connecticut, Hartford	1,250 76	1,384 20
Central Mfgs. Mutual, Van Wert.....	147 50	84 66
Commercial Union, N. Y.	85 75	79 84
Columbia Fire	99 41
Concordia, Milwaukee	2,687 59	2,788 12
Cologne Reinsurance, Germany	256 08	363 57
Camden Fire	41 60
Detroit Fire & Marine, Detroit	494 22	365 12
Delaware, Philadelphia	328 34	358 11
Dubuque Fire & Marine, Dubuque.....	167 90	267 66
Dutchess	3 37	120 00
Eagle Ins. Co.	93 90
Eastern Ins. Co.	40 88
Empire Fire Ins. Co.	154 92	82 55
Erie Ins. Co.	76 47
Equitable Fire & Marine, Providence...	420 46	504 83
Fire Ass. of Philadelphia	2,447 45	2,421 85
Fidelity Fire Ins. Co., Baltimore.....	136 17
Firemans of N. Y.	274 70	341 63
Firemen's Ins. Co., Baltimore.....	124 12	170 65
Fireman's Fund, San Francisco	1,073 93	966 30
Franklin Fire, Philadelphia	218 81	253 15
Farmers Fire, Pa.	316 28	323 37
Farmers & Merchants	66 21	122 74
Frankfurth Am.	14 09	18 40
Fire Ins. Co., County of Philadelphia..	306 20
Globe	38 58
General Marine Ins. Co.	28 60	32 08
German Alliance, N. Y.	403 46	498 67
German American, N. Y.	1,475 91	1,617 32
German Fire, Pittsburg	199 82	221 00
Germantown Farmers Mutual	606 85	678 48
Germania Fire, N. Y.	776 95	891 68
Glens Falls, N. Y.	364 43	398 07
Girard Fire & Marine, Philadelphia....	351 29	346 00
Greenwich, N. Y.	710 60	804 05
German Fire Ins. Co., Freeport.....	1,749 88	1,850 28
German Fire	393 89
Grand Rapids Fire Ins. Co., Mich.....	455 58
German Fire Ins. Co., Peoria.....	391 99	411 38
German Fire Ins. Co., Indianapolis....	273 95	246 33
Home Mutual, San Francisco	219 99
Hamburg Bremen, Hamburg	758 59	836 05
Hanover, N. Y.	1,472 40	1,639 50
Hartford Fire, Conn.	3,737 18	4,997 25
Helvetia Ins. Co., Switzerland	436 82	361 08
Herman Farmers Mutual	417 43	459 15
Home Ins. Co., N. Y.	3,116 75	3,620 04

General Fund Receipts.

	Oct. 1, 1900, to Sept. 30, 1901.	Oct. 1, 1901, to June 30, 1902.
Home Fire & Marine	301 88
Ind. Mutual & Marine	38 16
Ins. Co. of North America.....	2,168 18	2,357 83
Ins. Co. of State Pa.	106 53
Ins. Co. of Ill.	418 15	678 30
Imperial, London	535 00	369 62
International, N. Y.	25 50
Indemnity Mutual Marine Ass., London	132 58
Indemnity Fire, N. Y.	104 00	108 82
Ins. Co. of Philadelphia	225 90
Indianapolis Fire Ins. Co.	183 87
Kings County	23 31	57 77
London, Lancashire, Liverpool	1,107 42	1,065 96
Lancashire, Manchester	936 85	243 00
Lafayette, N. Y.	176 04	243 40
Law Union & Crown, London	213 86	127 29
Liverpool, London & Globe, Liverpool..	1,523 73	1,665 79
Liverpool, London & Globe, N. Y.	80 61	131 50
Lion, London	337 03	244 82
Lumberman's Ins. Co., Pa.	208 38	259 15
London Assurance, London	529 65	707 24
Manhattan, N. Y.	403 11
Mechanics, Philadelphia	319 51	366 85
Manchester, Manchester	899 19	888 54
Mercantile Fire & Marine, Boston.....	75 87	106 39
Michigan Fire & Marine, Detroit.....	753 27	541 05
Marine, London	16 64	20 35
Magdeburg, N. Y.	396 86
Millers & Mfgs. Mutual, Minn.	50 00
Merchants Ins. Co., Newark	529 15	234 55
Michigan Millers Mutual, Lansing.....	93 57	175 82
Manheim, Germany	207 17	172 19
Millers National, Chicago	622 57	750 63
Millers Mutual, Alton	54 15	54 82
Magdeburg Fire Ins. Co., Germany....	37 58
Milwaukee Fire	683 93	1,022 38
Milwaukee Mechanics	4,433 28	4,466 51
Moscow	350 85
Newark	165 47	197 23
North British, N. Y.	7 28	10 52
North British, London	1,595 96	1,759 54
North German, Hamburg	249 95	111 77
New York, N. Y.	176 66	225 68
North River, N. Y.	111 44	111 89
National Fire, Conn.	1,216 33	2,034 93
Northern Ins. Co., N. Y.	86 80	20 78
Niagara, N. Y.	1,071 43	1,058 36
North German Fire Ins. Co.	69 31	40 00
National Assurance Co., Dublin	423 95	559 41
National Standard, N. Y.	184 45	171 62
Netherlands Ins. Co., Holland	365 84	159 00
Norwich Union, Norwich	771 63	1,000 95
New Hampshire, Manchester	1,019 89	1,111 93

General Fund Receipts.

	Oct. 1, 1900, to Sept. 30, 1901.	Oct. 1, 1901, to June 30, 1902.
Northern Assurance, London	1,142 27	1 287 72
Northwestern National Ins. Co., Milw..	3,895 00	3,420 48
Nasau	37 75	38 25
National Union		113 25
Orient, Hartford	660 84	670 08
Pelican, N. Y.	71 17	119 65
Pacific, N. Y.	198 12	
Palatine, Manchester	831 02	705 82
Pennsylvania, Philadelphia	921 55	1,046 04
Phoenix, Hartford	1,649 14	2,123 40
Phenix, N. Y.	4,535 92	5,893 02
Phoenix Assurance, London	1,349 38	1,405 50
Providence Washington, Providence ...	746 95	939 39
Pittsburg Ins. Co., Pittsburg.....	47 14	55 18
Prussia National, Stettin	575 71	596 07
Queen Ins. Co. of America	1,444 54	1,496 47
Reading	528 56	633 15
Royal, Liverpool	2,064 98	1,965 82
Royal Exchange, London	497 99	451 28
Reliance, Philadelphia	200 60	289 34
Rochester German	515 '6	727 14
Salamandra	451 70	560 08
Scandia	245 27	471 24
Security Ins. Co.	750 79	1,357 63
Scottish Union & National, Edinburgh	1,289 39	757 99
Springfield Fire & Marine, Mass.....	1,359 68	1,760 70
Spring Garden, Philadelphia	396 51	485 84
St. Paul Fire & Marine.....	963 30	1,254 06
Sun Ins. Co., London	617 18	595 07
Sun Ins. Co., La.	116 75	
State Fire Ins. Co., Liverpool	110 73	78 53
Svea Fire, Sweden	383 52	505 90
Transatlantic, Hamburg	272 27	
Thuringia American, N. Y.	177 65	
Teutonia, La.	154 74	162 44
Thuringia, Germany	366 05	576 80
Traders, Chicago	1,142 98	1,178 30
Teutonia, Philadelphia	57 55	
United States, N. Y.	199 51	227 44
Union Ass. Soc., London	873 44	457 15
United Firemans, Philadelphia	202 00	330 78
United Fire Ins. Co., Baltimore	233 99	
Union Ins. Co., Philadelphia	160 73	160 78
Union Marine	114 14	127 36
United American	212 25	265 35
Victoria, N. Y.	67 83	22 40
Western Assn., Toronto	1,850 72	2,429 39
Williamsburgh City Fire, N. Y.	422 36	498 15
Western Underwriters Am., Chicago ...	555 32	720 18
Westchester Fire, N. Y.	1,409 21	1,515 66
Total	<u>\$108,330 89</u>	<u>\$115,474 64</u>

General Fund Receipts.

FROM LIFE INSURANCE COMPANIES.

	Oct. 1, 1900, to Sept. 30, 1901.	Oct. 1, 1901, to June 30, 1902.
Aetna, Hartford	\$3,456 45	\$229 99
Bankers Surety Co.	1 00
Equitable Life Assn. Co., N. Y.	3,675 53
Fidelity Mutual	392 90	912 88
Fidelity Life Ins. Co.	719 49
Germania Life Ins. Co.	96 57
Home Life, N. Y.	546 65	127 31
Illinois Life Assn.	43 55
Manhattan, N. Y.	278 61	308 64
Mass. Mutual Life Ins. Co.	474 79	516 33
Metropolitan, N. Y.	2,896 88	2,280 13
Michigan Mutual, Detroit	806 45	943 83
Mutual Life Ins. Co., N. Y.	6,462 02
New England Mutual Life Ins. Co.	498 67	492 16
National Life	4,071 91	3,972 05
Northwestern Mutual Life Ins. Co., Milw.	243,185 27	253,171 01
Northwestern Life & Savings	1,294 29
New York Life	8,898 10
Penn. Mutual Life	3,956 19	3,101 37
Provident Savings Life Assn.	66 62
Pacific Mutual Life, San Francisco	359 65
Security Mutual Life	31 95	26 75
Union Central Life	2,334 12	2,858 75
U. S. Life Ins. Co.	31 12	23 18
Washington Life	486 25
Total	<u>\$263,725 00</u>	<u>\$290,304 41</u>

FROM ACCIDENT AND GUARANTEE COMPANIES.

Aetna Life & Accident Dept.	\$158 71
Aetna Indemnity Co.	79 84	\$73 19
American Surety Co.	170 27	147 15
American Bonding & Trust Co.	53 88	90 40
American Casualty & Indemnity Co. ..	78 00
American Liability & Indemnity Co.	343 40
Bankers Mutual Casualty Co.	21 65
Central Accident Co., Pa.	94 18	139 12
City Trust, Safe Deposit & Surety Co. .	38 75	21 39
Continental Assurance Co., Detroit	231 00
Continental Casualty Co.	564 44
Employers Liability, London	652 10	685 49
Frankfurth Marine Acc. & P. G. Co., Ger.	550 43	592 02
Fidelity & Casualty Co., N. Y.	1,760 61	2,030 43

General Fund Receipts.

	Oct. 1, 1900, to Sept. 30, 1901.	Oct. 1, 1901, to June 30, 1902.
Fidelity & Deposit Co.	145 78	477 15
Gen. Accd. Ass. Co.	113 91
German Accident & Casualty Co.	56 92
Guarantee Co. of North America.....	6 55	10 54
Hartford Steam Boiler Insp.	729 31	480 55
London Guarantee & Accd. Co., London	1,074 93	1,163 86
Lloyds Plate Glass Ins. Co.	107 56	124 88
Maryland Casualty Co., Baltimore....	471 23	583 85
Metropolitan Plate Glass Co.	62 34	70 55
N. W. Life & Savings	344 24
National Surety Co.	138 88	150 58
National Indemnity Co.	15 93
New Jersey Plate Glass Ins. Co.	32 72	49 96
New York Plate Glass Ins. Co., N. Y. . .	122 12	141 99
New Amsterdam Casualty Co.	57 11	40 85
North American Accident Co.	165 10	184 44
Ocean Accident & Guarantee Co.	170 72	405 96
Preferred Accident, New York	337 90	373 30
Pacific Surety Co.	13 95	26 61
Pacific Mutual Life	279 24
Standard Life & Accident	1,515 42	1,584 77
Travelers	1,598 91	1,863 61
Union Casualty & Surety Co.	295 37	280 26
U. S. Casualty Co.	265 03	230 04
U. S. Fidelity & Guarantee Co.	199 54	321 58
U. S. Health & Accident	55 18
Total	<u>\$12,074 57</u>	<u>\$13,443 10</u>

RAILWAY TAX OR LICENSE FEES.

Abbotsford & Northeastern	\$75 80	\$47 01
Ahnapee & Western	170 00	170 00
Bayfield Transfer Ry. Co.	49 30	49 30
Big Falls Ry. Co.	105 00	105 00
Chicago, Burlington & Quincy Ry.	56,141 42	32,166 25
Chicago, Lake Shore & Eastern	1,750 18	1,500 55
Chicago & Lake Superior Ry. Co.....	15 00	7 50
Chicago, Harwood & Lake Geneva	13 75
Chicago, Milwaukee & St. Paul	511,198 41	270,723 41
Chicago & Northwestern	540,734 32	282,432 50
Chippewa Valley & Northern	35 00
Chicago, St. Paul, Minneapolis & O. Ry.	158,667 70	87,174 59
Chippewa River & Menomonie Ry.	165 00	185 00
Drummond & Southwestern Ry.	108 60	108 60
Duluth, South Shore & Atlantic.....	11,002 02	5,447 18
Duluth Short Line	34 38
Duluth, Superior & Western Terminal..	16,128 64	12,011 23
Dunbar & Wausakee Ry.	166 26
Eastern Railway of Minnesota	25,977 67	15,139 07

General Fund Receipts.

	Oct. 1, 1900, to Sept. 30, 1901.	Oct. 1, 1901, to June 30, 1902.
Fairchild & Northeastern	165 00	165 00
Glenwood & Northeastern	75 00
Green Bay & Western Ry. Co.	13,763 19	7,843 91
Hawthorne, Nebagamon & Superior Ry.	355 57
Hazelhurst & Southeastern	85 00	85 00
Holmes & Son Logging Co.	210 00	210 00
Iola & Northern Ry. Co.	23 50	23 50
Illinois Central Ry. Co.	456 55	456 55
John R. Davis Lumber Co.	60 00	85 00
Kewaunee, Green Bay & Western Ry... ..	2,436 16	1,240 91
Lake Superior Terminal & Transit Co.. ..	78 50	78 50
Marquette, Tomahawk & West. Ry. Co.	166 50	231 00
Marshfield & Southeastern Ry.	208 77
Mattoon Ry. Co.	105 00	146 80
Minneapolis, St. Paul & Sault Ste. Marie ..	57,003 23	31,324 72
Minneapolis, St. Paul & Ashland Ry... ..	192 50	113 75
Minnesota & Wisconsin	1,304 70
Northern & Pacific	18,948 54	11,051 71
Northwestern Coal Ry.	874 36	419 39
Oshkosh Transportation Co.	260 00	150 62
Rice Lake, Dallas & Menomonie Ry... ..	375 85
West Range Ry. Co.	35 00
Whitcomb & Morris Ry. Co.	30 00	30 00
Winona Bridge Ry. Co.	206 63	111 27
Wisconsin Central Ry.	177,461 52	95,113 69
Wisconsin & Michigan Ry.	218 64	667 21
Wisconsin Western Ry.	256 50	128 25
Wausakee Ry. Co.	192 92
Wisconsin & Michigan, tax for '99.....	2,619 96
Nebagamon & Superior Ry. Co.	242 83
Brown & Robbins Ry. Co.	390 00
Total	\$1,600,379 79	\$857,854 55

FROM TELEPHONE COMPANIES.

Annaton & Preston Tel. Co.	\$ 44	\$2 30
Almond Tel. Co.	81	15 38
American Tel. & Telegraph Co.	71 26	39 33
Amery Telephone Exchange	21 05	22 36
Arcadia Tel. Co.	53 42	85 75
Antigo Tel. Co.	75 67
Beloit Tel. Co.	127 06	147 58
Badger State Telephone & Telegraph Co.	53 47	47 75
Bear Valley Tel. Co.	20	23
Baraboo Tel. Co.	109 19	128 08
Basswood & Eagle Corners Tel. Co.....	2 09	2 14
Barron County Tel. Co.	89 54	106 29
Badger State Long Distance Tel. Co....	81 87	153 07

General Fund Receipts.

	Oct. 1, 1900, to Sept. 30, 1901.	Oct. 1, 1901, to June 30, 1902.
Barneveld & Hollandale Tel. Co.	2 68	13 41
Badger Tel. Co.	2 66	3 38
Baldwin Tel. Exchange	6 97
Calumet Tel. Co.	2 79	3 56
Central Wisconsin Tel. Co.	18 78	22 91
Crawford County Tel. Co.	49 97	64 71
Cumberland Tel. Co.	20 89	24 32
Citizens Tel. Co.	206 54
Clinton Tel. Co.	12 87	50 01
Chippewa Valley Tel. Co.	14 17
Dane Co. Tel. Co.	505 11	630 87
Douglas County Tel. Co.	311 30	248 03
Dodgeville & Northern Tel. Co.	15	14
Durant Light & Power Co. Tel. Co. ...	34 47	31 96
Eastern Wis. Tel. Co.	49 14	65 43
East Valley Tel. Co.	5 78	4 84
Elroy Tel. Co.	20 80	36 70
Eureka Tel. Co.	6 53	6 48
Evansville Tel. Exchange	46 75	57 30
Farmers Co-operative Tel. Co.	32	35
Farmers Telephone & Construction Co..	10 72
Farmers Tel. Co.	3 95	4 56
Fox River Valley Tel. Co.	6 26
Fennimore Mutual Tel. Co.	2 10	6 20
Frustad & Cedarburg Tel. Co.	65
Farmers Union	26
Grant Co. Telephone & Telegraph Co...	33 14	42 04
Interurban Tel. Co.	11 71
Interstate Tel. Co.	1 25	1 96
Iowa Tel. Co.	3 36	2 94
Ithaca Tel. Co.	2 41	2 66
Jefferson Co. Tel. Co.	44 48	55 21
La Crosse Tel. Co.	322 90	315 01
La Crosse Southeastern Tel. Co.....	58 19	62 82
Lake Mills Tel. Co.	14 98	19 47
Leathem & Smith Tel. Co.	2 70	4 50
Lime Ridge Tel. Co.	2 05	90
Livingston & Platteville Tel. Co.	06
Lodi Tel. Exchange	26 57
Lomira Tel. Co.	8 37	8 10
Little Wolf River Tel. Co.....	335 78	437 78
Manitowoc & Western Tel. Co.	19 70	28 89
Mauston Electric Light & Power Co...	49 55	51 43
Marion Tel. Co.	4 29
Marathon Co. Tel. Co.	2 19	41 09
Mazomania Tel. Co.	11 25
Michigan Tel. Co.	1 03	1 26
Merrill Tel. Co.	124 38	121 16
Mineral Point Tel. Co.	38 72	51 42
Milton & Milton Junction Tel. Co.	17 12
Marshfield Tel. Co.	60 87	65 87
Marshfield & Loyal Tel. Co.	8 81
Monroe Tel. Co.	191 29
Muscoda & Oak Grove Tel. Co.	13	26

General Fund Receipts.

	Oct. 1, 1900, to Sept. 30, 1901.	Oct. 1, 1901, to June 30, 1902.
Monroe County Tel. Co.	78 82	87 40
Northwestern Tel. Co.	78	51
Northwestern Telephone & Electric Co.		10 65
Northwestern Telephone Exchange	95 34	168 84
Osseo Tel. Co.	6 19	22 36
Peoples Tel. Co., Loyal	4 22	4 90
Peoples Tel. Co. West Superior.....	285 25	442 63
Pepin County Tel. Co.	7 05	6 63
Phoenix Tel. Exchange	28 31	36 45
Pierce Co. Tel. Co.	78 65	81 77
Pine Bluff Central Tel. Co.	2 80	1 69
Platteville, Rewey, & Ellenboro Tel. Co.	60	76
Plymouth Tel. Exchange		19 80
Portage Tel. Co.	64 22	71 57
Prairie River Tel. Co.	98	62
Price County Tel. Co.	13 05	35 10
Rewey & Mineral Point Tel. Co.		53
Reedsburg Tel. Co.	39 86	47 27
Richwood Farmers Tel. Co.	68	45
Ripon Tel. Co.	10 56	30 37
River Tel. Co.	5 60	5 95
Rock County Tel. Co.	244 99	282 34
Rock County Farmers Tel. Co.		7 70
Rudd & Rood Tel. Co.		2 70
Sharon Tel. Co.	3 22	27 48
Sheboygan County Tel. Exchange.....	242 36	272 30
Spring Green & Wyoming Tel. Co.	56	40
State Long Distance Tel. Co.		6 57
St. Croix Valley Tel. Co.	57 12	66 18
Stitzer & Livingston Tel. Co.	54	62
St. Peter & Johnsburg Tel. Co.	30	1 41
Telephone Toll Line Co.		18 54
Tomah Telephone Exchange	30 78	40 37
Tomah & Sparta Toll & Tel. Exchange..	2 51	
Trempealeau & Buffalo Co. Tel. Co.....		3 55
Troy & Honey Creek Tel. Co.	34 65	63 00
Union Tel. Co., Hancock	64 14	97 83
Union Tel. Co., Plum City	11 92	12 37
Union Tel. Co., Richland Center.....	267 14	242 75
Union Tel. Co., Prairie du Chien.....	18 37	20 20
Vilas Follett Tel. Co.	4 81	
Viroqua Tel. Co.	65 20	70 41
Walworth Co. Tel. Co.	63 05	83 00
Walworth Telephone Exchange Co. ...		4 05
Wausau Tel. Co.	163 22	197 45
Waushara Tel. Co.	60 39	80 46
West Salem Tel. Co.	8 47	19 35
Westford Tel. Co.	1 02	1 72
Wisconsin Telephone Co.	20,237 55	25,059 72
Wolf River Telephone Co.	45 93	45 35
Wood County Telephone Co.	77 43	89 00
Total	\$25,273 87	\$31,821 88

General Fund Receipts.

STREET RAILWAY AND ELECTRIC LIGHT COMPANIES.

	Oct. 1, 1900, to Sept. 30, 1901.	Oct. 1, 1901, to June 30, 1902.
Ashland	\$78 73	\$85 50
Chippewa	7 58	8 80
Dane	109 41	123 47
Lincoln	14 92	19 80
Marinette	74 08	60 04
Marquette	5 09	7 64
Milwaukee	8,034 72	8,754 80
Oconto	4 25
Outagamie	63 64	105 58
Racine	265 25	290 23
Rock	42 27
Sheboygan	130 33	134 15
Waukesha	88 53	104 63
Waupaca	22 06	28 46
Winnebago	375 48	212 27
Total	<u>\$9,274 07</u>	<u>\$9,977 64</u>

LOAN AND TRUST COMPANIES.

Citizens Loan & Trust Co.	\$403 51	\$404 62
Milwaukee Trust Co.	529 93	650 95
Northwestern Loan & Trust Co.	408 61	393 14
Savings Loan & Trust Co.	660 06	608 72
Wis. Trust Co.	485 78
Wis. Fidelity Trust & Safe Dep. Co.	300 00
Total	<u>\$2,487 89</u>	<u>\$2,357 43</u>

LOG DRIVING AND BOOM COMPANIES.

Big Rice Creek Improvement Co.	\$3 08
Brule River Improvement Co.	260 53
Buckataba Log Driving & Improvement Co.	3 84
Balsam Improvement Co.	16 96
Fish Creek Boom & Log Driving Co.	223 07
Keshena Improvement Co.	155 85	118 27
Lumbermans Boom Co.	190 31
Merrill Boom Co.	123 15	240 89
Nemadji Boom Co.	482 20	263 28
Pelican Boom Co.	51 06
Poplar River Dam & Boom Co.	21 00
Spirit River Improvement Co.	3 19
Tomahawk River Improvement Co.	21 98
Wolf River Boom Co.	94 34	84 95
Total	<u>\$1,578 50</u>	<u>\$779 45</u>

General Fund Receipts.

PLANK ROAD COMPANIES.

	Oct. 1, 1900, to Sept. 30, 1901.	Oct. 1, 1901, to June 30, 1902.
Milwaukee & Janesville Toll Road Co.	\$113 81
Milwaukee & Brookfield Macadamized Turnpike Road	38 20
Milwaukee & Cedarburg Plank Road Co.	28 20
Milwaukee & Menominee Falls Toll Road	118 59
Madison, Watertown & Milwaukee Plank Road	15 70
Sheboygan & Fond du Lac Plank Road Co.	38 49	\$33 38
Total	<u>\$352 99</u>	<u>\$33 38</u>

CHARITABLE AND PENAL INSTITUTIONS.

State Hospital for Insane	\$5,796 68	\$8,378 83
Northern Hospital for Insane	5,613 28	3,834 35
Home for Feeble Minded	2,175 27	1,352 91
School for Deaf	1,225 90	894 75
School for Blind	1,253 86	1,136 60
Industrial School for Boys	1,223 07	483 19
State Prison	54,711 41	45,937 45
Reformatory	13,379 30	15,398 72
State Public School	445 63	509 60
Total	<u>\$85,824 40</u>	<u>\$79,926 40</u>

VESSEL TAX.

Ashland county	\$9 88	\$7 03
Bayfield county	1 08	7 55
Brown county	146 67	51 75
Columbia county	1 05
Door county	140 06	145 53
Douglas county	105 06
Kewaunee county	3 54
La Crosse county	26 08	5 13
Manitowoc county	34 24	72 01
Marinette county	63	17 88
Milwaukee county	873 10	696 41
Oconto county	1 69
Outagamie county	48
Ozaukee county	3 09
Pierce county	36

General Fund Receipts.

	Oct. 1, 1900, to Sept. 30, 1901.	Oct. 1, 1901, to June 30, 1902.
Racine county	6 72
St. Croix county	90
Sheboygan county	48 30	79 68
Waushara county	3 99
Winnebago county	2 52
Total	<u>\$1,390 15</u>	<u>\$1,105 26</u>

PALACE AND SLEEPING CAR COMPANY.

Pullman Palace Car Co.	<u>\$9,145 88</u>	<u>.....</u>
-----------------------------	-------------------	--------------

TELEGRAPH COMPANY.

Chicago & Milwaukee Telegraph Co. ...	\$79 95
Chi. Milw. & Lake Superior Tel. Co.....	\$609 45
Postal Telegraph Co.	609 45
Western Union Telegraph Co.	10,817 95	11,112 35
Total	<u>\$11,507 35</u>	<u>\$11,721 80</u>

EXPRESS COMPANIES.

American Ex. Co.	\$7,448 09
Adams Ex. Co.	1,847 46
Northern Pacific Ex. Co.	286 49
United States Ex. Co.	3,926 61
Western Ex. Co.	575 89
Total	<u>\$14,084 54</u>	<u>.....</u>

FREIGHT LINE AND EQUIPMENT COMPANIES.

American Ref. Transit Co.	\$10 75
American Ref. Transfer Co.	11 68
American Packing Co.	89 02	\$517 84
Burton Stock Car Co.	34
Canada Cattle Car Co.	280 87
Cudahy Milw. Refr. Co.	321 33
Swift Refrigerator Co.	409 60	423 03
Union Refrigerator Transit Co.	62 22
Union Refrigerator Transit Co.	57 45
Western Refrigerator & Transit Co. ...	6 87
Western Refrigerator Line	4 48
Total	<u>\$973 40</u>	<u>\$1,222 08</u>

General Fund Receipts.

SUNDRY SOURCES

	Oct. 1, 1900, to Sept. 30, 1901.	Oct. 1, 1901, to June 30, 1902.
United States, by Governor, Spanish war claims	\$19,350 67
United States, by Governor, Spanish war, special fund	16,130 48
United States, by Governor, Wis. Veterans' Home	29,185 49	\$28,293 13
Governor, Commissioner of Deeds	45 00	40 00
Governor, refund for contingent fund..	474 60
Governor, W. J. Scott, mileage rebate	22 06
Secretary of State, notary fees.....	3,062 20	2,644 13
Secretary of State, incorporation fees..	55,171 65	44,659 45
Secretary of State, miscellaneous fees..	839 55	1,711 37
State Treasurer, for pub. bank reports	97 00	144 20
State Treasurer, fees examining bank.	25 00
State Treasurer, fees for certified copies	7 41	25 21
State Superintendent, sale of dictionaries	2,085 50	1,758 00
Insurance commissioner, fees	50,290 18	48,281 40
Bank Examiner, examination fees	6,655 00	5,070 00
Supt. of Public Property, sale of books, etc.	652 05	669 35
Supt. of Public Property insurance, fire loss	8 30
Land Office, fees, etc.	471 45	622 80
Hawkers' and Peddlers' licenses	14,412 93	14,684 58
Free Library Commission	2,010 18	1,393 00
Penalty and advertising	193 10	28 57
Land sales	12,120 19	5,160 00
Patent fees	90 00	80 50
Trespass	188 00	798 73
Totals	<u>\$213,587 99</u>	<u>\$156,064 42</u>

LEGACY TAX.

Columbia	\$186 87
Dane	896 37	\$471 33
Dodge	4,983 63	190 83
Dunn	6,095 01	91 88
Fond du Lac	151 87
Gates	90 85
Grant	961 71	205 39
Green	185 63
Green Lake	211 99
Iowa	1,097 91
Jefferson	3,378 50
Juneau	268 65

General Fund Receipts.

	Oct. 1, 1900, to Sept. 30, 1901.	Oct. 1, 1901, to June 30, 1902.
Kenosha	114 80	230 54
Kewaunee	337 09
La Crosse	118 90	36 69
Lafayette	699 18
Lincoln	85 80
Marathon	88 63
Marinette	414 01
Milwaukee	5,392 54	2,666 48
Oneida	137 61
Racine	95 08	3,818 22
Richland	224 75
Rock	1,036 50
Sauk	1,368 50
Sawyer	121 13
Walworth	118 41	92 81
Waukesha	1,634 24	2,086 49
Winnebago	2,823 13	13,002 58
Total	\$26,298 37	\$29,914 16

MISCELLANEOUS.

Interest general fund deposits in banks	\$11,613 03	\$10,096 26
Hotschick, G. M., mileage refund, board of immigration	10 00
Lyon, Wm. P., refund mileage.....	34 00
Anderson, W. J., refund mileage.....	10 00
C., M. & St. P. Ry., claim town of Windsor, cutting weeds	6 00
Berryman, J. R., State Library refund	63 00	5 81
Webster, S. R., fine, selling impure milk	25 00
Michie Co., refund duplicate payment..	13 50
City of Marinette, refund school for deaf	106 56
Atwood, J. B., refund, error on warrant	20
Barr, J., refund, warrant erroneously drawn	55 00
Roberts, E. D., refund, mileage.....	93 97
Roberts, E. D., refund, for hides from slaughtered cattle	10 14
Birge, E. A., maps, bulletins, etc., geol. survey	61 63	33 88
Henry, W. A., nursery inspection fees..	127 21	137 91
Confiscated game	10 66
Froehlich, Wm. H. refund, normal regents	64 20
Oil inspection, transfer balance, Sept. 30, 1901	796 63	6,381 96

General Fund Receipts.

	Oct. 1, 1900, to Sept. 30, 1901.	Oct. 1, 1901, to June 30, 1902.
Quartermaster General, refund, transportation	15 97
Wis. Nat. Guard, insurance	1,212 17	435 00
Wis. Nat. Guard, lost property.....	1,036 26	717 55
Armitage estate	17 66
Kidd, E. I., refund, mileage.....	32 12
Tibbetts & Courtney, erroneous warrant	50
Schwab Stamp & Seal Co., erroneous warrant	4 35
Johnston, P., refund	20 16
Baker, H. D., refund.....	25 20
Cole, C. F., refund.....	13 45
Pan American Exposition, refund, unexpected balance	5,169 73
Tax Commission, refund, on com'ter...	16 50
	<u>\$15,365 13</u>	<u>\$23,108 04</u>
Total		

General Fund Disbursements.

GENERAL FUND DISBURSEMENTS.

Salaries and Permanent Appropriations.

EXECUTIVE DEPARTMENT.

	Oct. 1, 1900, to Sept. 30, 1901.	Oct. 1, 1901, to June 30, 1902.
Governor	\$5,000 00	\$3,750 00
Lieut. Governor	1,000 00	666 00
Private & Military Secretary.....	2,800 00	2,100 00
Clerks and messengers	4,113 32	2,745 91
Postage, printing, telegrams, telephone, etc.	1,008 01	764 47
Contingent fund	1,103 43	150 00
Total	<u>\$15,024 76</u>	<u>\$10,176 38</u>

STATE DEPARTMENT

Secretary of State	\$5,000 00	\$3,750 00
Asst Secretary of State	2,000 00	1,500 00
Clerks and messengers	26,000 00	19,575 00
Postage, printing, telegrams, etc.	5,934 47	3,031 11
Total	<u>\$38,934 47</u>	<u>\$27,856 11</u>

TREASURY DEPARTMENT.

State Treasurer	\$5,000 00	\$3,750 00
Asst. State Treasurer	2,000 00	1,500 00
Clerks and messengers	10,464 00	7,848 00
Postage, printing, telegrams, etc.	1,161 37	814 29
Total	<u>\$18,625 37</u>	<u>\$13,912 29</u>

General Fund Disbursements.

ATTORNEY GENERAL'S DEPARTMENT.

	Oct. 1, 1900, to Sept. 30, 1901.	Oct. 1, 1901, to June 30, 1902.
Attorney General	\$3,000 00	\$2,250 00
First Asst. Attorney General	2,000 00	1,500 00
Second Assist. Attorney General	1,800 00	1,350 00
Law Examiner	1,500 00	1,125 00
Clerks	2,620 00	1,965 00
Expense	218 75	445 87
Printing, telegrams and sundries	726 69	535 86
Total	<u>\$11,865 44</u>	<u>\$9,171 73</u>

SUPERINTENDENT OF PUBLIC INSTRUCTION.

State Superintendent	\$1,200 00	\$900 00
Asst. State Superintendent	1,800 00	1,500 00
Superintendent Free High Schools	1,800 00	1,500 00
Clerks and inspectors	7,353 58	8,115 00
Expenses, special appropriation, and sundries	5,221 07	5,408 59
Books, printing, postage and incidentals	9,887 85	11,498 18
Total	<u>\$27,262 50</u>	<u>\$28,921 77</u>

RAILROAD DEPARTMENT.

Railroad Commissioner	\$3,000 00	\$2,250 00
Deputy Railroad Commissioner	1,750 00	1,312 50
Stenographer	360 00	270 00
Traveling expenses, maps, printing, and sundries	12,667 92	1,212 08
Total	<u>\$17,777 92</u>	<u>\$5,044 58</u>

INSURANCE DEPARTMENT .

Insurance Commissioner	\$3,000 00	\$2,250 00
Deputy Commissioner and clerks.....	9,997 46	7,440 00
Postage, printing, expense, etc.	4,081 52	4,504 04
Total	<u>\$17,078 98</u>	<u>\$14,194 04</u>

General Fund Disbursements.

TAX COMMISSION.

	Oct. 1, 1900, to Sept. 30, 1901.	Oct. 1, 1901, to June 30, 1902.
Tax Commissioner	\$5,000 00	\$3,750 00
First Asst. Commissioner	4,000 00	3,000 00
Second Asst. Commissioner	4,000 00	3,000 00
Clerks	3,670 79	2,174 35
Postage, printing, etc.	877 62	2,092 07
Total	<u>\$17,548 41</u>	<u>\$14,016 42</u>

COMMISSIONERS OF PUBLIC LANDS.

Chief Clerk, salary and expenses	\$1,716 50	\$1,414 14
Clerks	10,533 20	6,369 33
Trespass, land protection, forest warden, draughtsman and expense	1,100 54	1,520 27
Postage, printing and sundry expense..	378 37	664 23
Redemption of lands from taxes and in- surance on Fair buildings	2,588 06
Total	<u>\$13,728 61</u>	<u>\$12,556 03</u>

BANK EXAMINER'S DEPARTMENT.

Bank Examiner	\$3,000 00	\$1,550 00
Deputy Bank Examiner	2,000 00	1,500 00
Examiners and Clerks	3,300 00	3,150 00
Expense, printing and sundries	3,652 29	3,910 79
Total	<u>\$11,952 29</u>	<u>\$10,110 79</u>

BUREAU LABOR STATISTICS.

Labor Commissioner	\$2,000 00	\$1,500 00
Department Commissioner	1,500 00	1,125 00
Clerks	2,777 28	2,072 00
Factory Inspectors, salary and expense	13,232 94	12,494 58
Postage, printing, sundries and expenses	4,425 20	2,481 74
Total	<u>\$23,935 42</u>	<u>\$19,673 32</u>

General Fund Disbursements.

DAIRY AND FOOD DEPARTMENT.

	Oct. 1, 1900, to Sept. 30, 1901.	Oct. 1, 1901, to June 30, 1902.
Commissioner	\$2,500 00	\$1,458 00
Asst. Commissioner	1,600 00	1,200 00
Chemist	1,800 00	1,350 00
Stenographer and inspector	2,576 90	1,990 39
Laboratory	221 09	18,85
Expense, postage, printing, and sundries	4,376 97	1,949 72
Total	\$13,074 96	\$7,966 96

STATE BOARD OF CONTROL.

Members' salaries and expenses.....	\$14,351 87	\$10,105 71
Special agent and expenses.....	1,034 71	127 78
Secretary	1,999 00	1,501 00
Clerks	3,540 00	2,535 00
Printing, postage and sundries	1,896 10	1,018 98
Total	\$22,821 68	\$15,288 47



SUPERINTENDENT OF PUBLIC PROPERTY.

Superintendent	\$1,800 00	\$1,500 00
Asst. Superintendent	1,500 00	1,125 00
Clerk	1,400 00	1,050 00
Labor about capitol	42,760 67	30,026 14
Printing and sundries	582 93	689 45
Transient labor	5,259 69	8,330 84
Total	\$53,303 29	\$42,721 43

ADJUTANT GENERAL'S DEPARTMENT.

Adjutant General	\$2,000 00	\$1,500 00
Asst. Adjutant General	1,380 00	1,062 00
Clerks	6,669 85	4,748 17
Printing, postage and incidental ex- penses	924 39	1,245 63
Wis. National Guard	89,483 43	38,220 06
Total	\$100,457 67	\$46,775 86

General Fund Disbursements.

QUARTERMASTER GENERAL'S DEPARTMENT.

	Oct. 1, 1900, to Sept. 30, 1901.	Oct. 1, 1901, to June 30, 1902.
Quartermaster General	\$1,000 00	\$756 00
Asst. Quartermaster General	1,400 00	1,050 00
Expense printing, postage, improve- ments and sundries	9,131 26	6,479 80
Clerks	1,264 00	1,200 00
Transportation and freight	8,780 11	10,704 51
Total	\$21,575 37	\$20,190 31

STATE BOARD OF HEALTH.

Expense and salaries of board.....	\$5,521 00	\$4,225 00
Printing	373 49	2 08
Expense, chap. 200, laws 1901	9,214 99
Total	\$5,894 49	\$13,442 07

STATE VETERINARY DEPARTMENT.

Surgeon	\$2,000 00	\$1,500 00
Expenses	2,642 20	1,152 77
Services and incidentals	1,368 34	1,327 79
Diseased animals slaughtered	8,048 94	3,983 26
Total	\$14,059 48	\$7,963 82

FISH COMMISSION.

Appropriation	\$24,000 00	\$17,000 00
Printing and postage	104 37	216 22
Total	\$24,104 37	\$17,216 22

FISH AND GAME WARDEN.

Warden's salary	\$1,800 00	\$1,500 00
Expense	419,47	58 96
Postage, printing and sundries.....	1,257 64	1,553 35
Total	\$3,477 11	\$3,112 31

General Fund Disbursements.

SUPREME COURT.

	Oct. 1, 1900, to Sept. 30, 1901.	Oct. 1, 1901, to June 30, 1902.
Judges	\$25,000 00	\$19,250 00
Reporters	3,000 00	2,250 00
Clerks, messengers, stenographers, etc.	9,503 25	7,820 50
Printing and incidentals	574 25	623 88
Total	<u>\$38,077 50</u>	<u>\$29,994 38</u>

CIRCUIT COURTS.

Judges	\$73,391 33	\$54,801 64
Reporters	8,690 00	8,430 00
Total	<u>\$82,081 33</u>	<u>\$63,231 64</u>

STATE LAW LIBRARY.

Librarian	\$2,000 00	\$1,500 00
Messenger and janitor	1,769 00	1,458 00
Printing, postage, expressage, etc.	514 48	578 09
Books	2,318 01	2,500 46
Total	<u>\$6,601 49</u>	<u>\$6,036 55</u>

HISTORICAL SOCIETY.

Secretary	\$2,000 00	\$1,500 00
Librarian	1,600 00	1,200 00
Asst. Librarian	1,200 00	900 00
Clerks and employes	9,226 14	7,338 54
Books, printing and sundries, ex- penses	10,933 97	11,478 11
Total	<u>\$24,960 11</u>	<u>\$22,416 65</u>

General Fund Disbursements.

DEAF MUTE INSTRUCTION IN CITIES.

	Oct. 1, 1900, to Sept. 30, 1901.	Oct. 1, 1901, to June 30, 1902.
Appleton	\$1,033 33
Ashland	1,084 17
Black River Falls	622 47
Eau Claire	3,425 00
Fond du Lac	833 33
Green Bay	1,080 83
La Crosse	1,359 16
Manitowoc	1,633 33
Marinette	933 33
Milwaukee	8,366 67
Neillsville	1,312 50
Oshkosh	1,079 16
Racine	779 16
Sheboygan	876 67
Sparta	1,687 50
Stevens Point	897 07
Superior	1,490 00
Wausau	941 66
Total	<u>\$29,435 34</u>	<u>.....</u>

CHARITABLE AND PENAL INSTITUTIONS.

State Hospital for Insane.....	\$123,622 19	\$87,217 41
Northern Hospital for Insane.....	140,774 25	99,930 94
Home for Feeble Minded.....	143,142 52	186,366 41
School for Deaf	40,826 61	36,829 74
School for Blind	36,490 40	26,850 69
Industrial School for Boys.....	75,303 00	50,264 87
State Reformatory	82,152 81	69,579 74
State Public School	42,673 06	32,367 06
State Prison	96,561 67	84,270 95
Total	<u>\$781,546 51</u>	<u>\$673,677 81</u>

CARE OF CHRONIC INSANE.

Brown county	\$9,208 10	\$9,218 92
Chippewa county	15,790 89	18,571 50
Columbia county	10,442 28	10,544 14
Dane county	11,322 27	10,938 57
Dodge county	11,013 83	10,588 43
Dunn county	14,892 72	15,047 91
Eau Claire county	1,068 83
Fond du Lac county.....	13,523 54	13,741 92
Grant county	12,045 08	11,946 51

General Fund Disbursements.

	Oct. 1, 1900, to Sept. 30, 1901.	Oct. 1, 1901, to June 30, 1902.
Green county	12,935 76	12,713 83
Iowa county	13,829 65	13,311 21
Jefferson county	13,105 86	12,922 86
La Crosse county	15,973 30	14,429 00
Manitowoc county	22,508 03	22,219 46
Marathon county	22,952 14	22,646 23
Milwaukee county	12,598 95	12,996 22
Outagamie county	16,139 81	17,656 55
Racine county	11,857 52	11,388 62
Rock county	14,059 17	13,716 55
Richland county	15,328 07	15,222 33
Sauk county	9,470 34	9,440 48
St. Croix county	16,986 27	17,594 34
Sheboygan county	8,407 47	8,263 30
Trempealeau county	1,507 91	7,172 42
Vernon county	17,576 98	16,508 88
Walworth county	7,728 80	9,629 17
Washington county	13,585 03	14,479 60
Winnebago county	22,086 31	22,946 10
Milwaukee county, chap. 423, laws 1901	75,010 48	27,503 52
Total	\$441,886 56	\$404,427 40

LEGISLATIVE.

Senators, salaries	\$16,500 00
Senators, mileage	978 40
Members of Assembly, salary of speaker	500 00
Members of Assembly, salaries	50,000 00
Members of Assembly, milesage	3,020 60
Senate employes, salaries	31,095 30
Assembly employes, salaries	32,177 40
Chaplains	532 50
Visiting Committee	442 37
Contest in Assembly	2,400 00
Indexing session laws	300 00
Printing	7,840 88	3,098 59
Miscellaneous expense	148 42
Blue Books	3,814 40	15,980 79
Total	\$149,750 27	\$19,079 38

General Fund Disbursements.

MISCELLANEOUS.

	Oct. 1, 1900, to Sept. 30, 1901.	Oct. 1, 1901, to June 30, 1902.
Appr. Industrial School for Girls.....	\$3,000 00	\$33,000 00
Wisconsin Veterans' Home	87,015 43	62,832 83
Appr. Wis. Veterans' Home, Chap. 248, Laws 1893	5,000 00	5,000 00
Appr. Wis. veterans' Home, Chap. 383, Laws 1901	20,000 00
Oil inspection	105 95	141 14
Treasury Agent	3,822 28	3,772 72
Board of Arbitration	927 24	416 68
State Bar Examiners	1,975 47	1,712 53
Remodeling south wing of Capitol, Chap. 248, Laws 1899	4,007 58
Furnishing committee rooms, Chap. 1, Laws 1901	4,196 61
Chairs for senate chamber, Chap. 5, Laws 1901	353 63
Expense under Chap. 350, Laws 1901, repairing Capitol	1,520 00	1,355 70
Expense under Chap. 125, Laws 1901..	163 88	34 87
Incidental expenses, Sec. 293, W. S., and acts amendatory	12,100 35	7,988 37
Stationery	5,021 82	1,090 00
Publishing proposals for stationery....	34 75
Paper	22,860 19	1,440 68
Fuel	3,273 60	5,270 85
Gas and electric lights	4,387 49	2,269 35
Free Library Commission	10,679 55	9,527 26
Geological Survey	11,326 95	2,716 17
Academy of Sciences, Arts, & Letters..	1,171 57	275 65
Examiners of state teachers	844 12	588 79
Interest certificates of indebtedness....	157,570 00	157,570 00
County training schools for teachers... Printing blanks, bulletins and reports for State University.....	3,347 35 4,351 89 2,289 58
Appropriation Agricultural Institutes..	12,000 00	12,000 00
Appropriation Washburn Observatory..	3,000 00	3,000 00
Appropriation Teachers' Institutes....	5,796 39	1,203 61
Appropriation Normal Schools, Chap. 154, Laws 1901	25,000 00
Appropriation Normal Schools, balance, Chap. 202, Laws 1899	20,000 00
Normal Schools, printing and postage..	152 02
Free High Schools	97,607 83	97,598 37
Manual training in High Schools.....	250 00	2,000 00
Wisconsin Dairymen's Assn.	3,000 00	2,600 70
Wisconsin Cranberry Growers' Assn... Wisconsin State Firemen's Assn.....	250 00 375 00	250 00 375 00
Wisconsin Cheesemakers' Assn.	699 37	645 09
Wisconsin State Horticultural Society.	2,638 15	3,004 25
Eastern Wisconsin Fireman's Assn...	125 00

General Fund Disbursements.

	Oct. 1, 1900, to Sept. 30, 1901.	Oct. 1, 1901, to June 30, 1902.
Inspector of apiaries	414 77	527 40
Prevention of San Jose scale.....	170 15	22 05
Pan American Exposition	22,000 00
Bounty on wild animals.....	12,185 00	11,452 00
State Board of Immigration.....	1,754 93
Claims against U. S. government.....	4,626 40	2,322 19
Presidential electors	418 70
Babcock medal	300 00
Tax on legacies, erroneous payments..	1,555 12
Inter State Park Commission.....	4,389 47	3,930 10
Historical Library building fund, Appr.	150,000 00	100,000 00
Wing & Watawa Annotations to Wis. Supreme Court Reports	1,200 00
Town of Windsor, cutting noxious weeds	6 00
King, F. M., Appr., Chap. 302, Laws 1899	12 15
Hanlon, J M., Appr., Chap. 303, Laws 1901	420 00
Nelson, T. P., Appr., Chap. 464, Laws 1901	484 67
Whitman, P., Appr., Chap. 291, Laws 1901	79 00
Anderson, L., Appr., Chap. 211, Laws 1901	36 50
Jefferson Co., Appr., Chap. 212, Laws 1901	63 00
Chafin, E. W., Appr., Chap. 427, Laws 1900	80 00
Flambeau Lumber Co., erroneous pay- ment refunded	235 50
Publishing bank reports	308 45	153 60
Advertising lands	192 15	34 56
Statements real estate sales	1,663 46	1,630 80
County agricultural societies	55,854 65	57,721 77
Northern Wis. State Fair	2,806 60	3,619 96
State Agricultural Society	26,270 90	8,114 22
Publishing laws of local interest.....	237 85
Publishing laws	53,100 00	100 00
Expense under Chap. 452, Laws 1901..	594 73
Comms. of public printing.....	54 55
Appr. Agr. College bldg., Chap. 322, Laws 1901	50,000 00
St. Louis World's Fair.....	1,000 00
Vicksburg Commission	921 62
Shiloh Battlefield Commission	276 20
La Crosse Inter State Fair, approp.....	2,376 13
Wood county, appropriation	156 00
Pease, L. S., appropriation	282 00
Chippewa River & Menomonie River Ry. Co., refund tax	6 25

General Fund Disbursements.

	Oct. 1, 1900, to Sept. 30, 1901.	Oct. 1, 1901, to June 30, 1902.
Sanberg, Erick, refund balance Armitage estate	20 00
Clerks of courts for making report of criminal statistics	30 00
Democrat Printing Co., binding Public Documents	937 29
Reimbursement of drainage fund.....	17,933 80
Vessel tonnage tax refunded to counties, Chap. 192, Laws 1901	696 17
Total	<u>\$858,816 88</u>	<u>\$711,883 58</u>

School Fund.

SCHOOL FUND.

The School Fund is composed of:

1. Proceeds of land granted by the United States for the support of schools.
 2. All money accruing to the state by forfeiture or escheat.
 3. All penalties for trespass on school lands.
 4. All fines collected in the several counties for the breaches of penal laws.
 5. All funds paid as an exemption from military duty.
 6. Five per cent. of net proceeds of sale of United States public lands.
- The number of acres of unsold land is 33,591.87.

RECEIPTS.

	Oct. 1, 1900, to Sept. 30, 1901.	Oct. 1, 1901, to June 30, 1902.
Sale of lands	\$5,697 83	\$1,940 50
Payments on land contracts.....	4,924 70	7,774 08
Payments on loans, by school districts and individuals	83,064 86	90,856 91
Fines from counties	20,871 87	17,957 84
Principal, bonds and loans	62,339 65	126,769 66
Escheats	1,461 56	1,214 28
Material sold	75 00	920 00
Confiscated fish	2 90
U. S. 5 per cent. net proceeds of sale of public lands	1,881 11	1,027 91
Trespass	143 00
Total	\$180,319 48	\$248,604 18

DISBURSEMENTS.

Loans to school districts.....	\$134,064 00	\$137,630 00
Special loans	86,800 00	50,000 00
Bonds	104,600 00	25,000 00
Refund, account state lands and erro- neous payments	517 51	106 87
School fund income, Chap. 150, Laws 1901	16,456 46
Refund, escheated estate, Armitage est.	3,375 62
Total	\$342,437 97	\$216,112 49

School Fund.

RECAPITULATION.

	Oct. 1, 1900, to Sept. 30, 1901.	Oct. 1, 1901, to June 30, 1902.
Balance October 1, 1900.....	\$211,640 66
Receipts for two years.....	428 923 66
Disbursements for two years.....	\$558,550 46
Balance June 30, 1902.....	82,013 86
Total	<u>\$640,564 32</u>	<u>\$640,564 32</u>

The amounts of the productive school fund June 30, 1902, are as follows:

Certificates of indebtedness	\$1,563,7000 0
Ashland county bonds	20,000 00
Ashland city bonds	25,000 00
Amherst village bonds	3,000 00
Bayfield county bonds	79,000 00
Boscobel city bonds	8,500 00
Chippewa Falls city bonds	20,000 00
Columbus city bonds	25,000 00
Chilton town bonds	17,400 00
Chilton city bonds	7,600 00
Durand city bonds	25,000 00
Elroy city bonds	13,350 00
Eau Claire city bonds	30,000 00
Grand Rapids city bonds.....	60,000 00
Highland village bonds	2,800 00
Milwaukee city bonds	62,000 00
Milwaukee school bonds	60,000 00
Mondovi city bonds	18,000 00
Oconomowoc city bonds	9,500 00
Stoughton city bonds	10,000 00
Superior city bonds	250,000 00
Tomahawk city bonds	10,400 00
Wauwatosa city bonds	18,000 00
Wausau city bonds	30,000 00
Westby village bonds	3,300 00
West Bend city bonds	10,000 00
Loan to Ashland county	40,000 00
Loan to Brown county	39,150 00
Loan to Chippewa county	30,315 76
Loan to Oneida county	16,000 00
Loan to Portage county	70,000 00
Loan to Trempealeau county	69,000 00
Loan to Waupaca county	10,000 00
Loan to city of Chippewa Falls	7,000 00
Loan to city of Green Bay	30,000 00

School Fund.

	Oct. 1, 1900, to Sept. 30, 1901.	Oct. 1, 1901, to June 30, 1902.
Loan to city of Jefferson	6,000 00
Loan to city of Menasha	11,000 00
Loan to city of New London	2,000 00
Loan to city of Oconto	21,000 00
Loan to city of Phillips	2,666 66
Loan to city of Rice Lake	4,500 00
Loan to city of Waupaca	9,000 00
Loan to town of Knight	3,500 00
Loan to town of Waldwick	1,700 00
Loan to Board of Education, Washburn	6,000 00
Loan to Board of Education, Florence..	5,600 00
Loan to Board of Education, Madison..	18,000 00
Loan to Board of Education, Superior..	2,500 00
Loan to Board of Education, Sugar Camp	1,360 00
Loan to State Libr. Bldg. Assn.	95,000 00
School district loans	582,175 58
Land certificates and Ind. loans.....	26,511 51
	<u>582,175 58</u>	<u>.....</u>
Total	<u>\$3,491,529 51</u>	<u>.....</u>

School Fund Income.

SCHOOL FUND INCOME.

The interest received on school fund investments, on the principal due for sales of school lands and on moneys belonging to the School Fund Income on deposit in Bank depositories and the mill tax (Sec. 1072a, W. S.) constitute the School Fund Income.

All moneys received in this fund are apportioned to the different counties in accordance with Sec. 1072a, W. S. The apportionment, which is for the use of the common schools, is made according to the number of children in each town, village and city over the age of four and under the age of twenty years, as shown by the report of the State Superintendent during the year preceding. The receipts and disbursements during the last two years have been as follows:

RECEIPTS.

	Oct. 1, 1900, to Sept. 30, 1901.	Oct. 1, 1901, to June 30, 1902.
One mill tax	\$630,018 02	\$1,436,284 00
Interest on certificates of indebtedness	109,459 00	109,459 00
Interest on land certificates and school district loans	17,234 89	17,924 55
Interest on bank deposits.....	9,143 70	4,488 06
School fund transfer, Chap. 150, Laws 1901	16,456 46
Interest on bonds	41,093 19	22,064 89
Interest on special loans.....	16,626 38	18,273 22
Clark Co., erroneous apportionment of income	165 17
Total	<u>\$840,031 64</u>	<u>\$1,608,658 89</u>

DISBURSEMENTS.

Apportionment to counties:		
Adams	\$3,716 29	\$7,447 45
Ashland	6,679 26	14,526 53
Barron	10,661 13	21,506 30
Bayfield	4,404 85	9,044 59
Brown	19,851 88	38,957 94
Buffalo	7,124 52	13,974 99
Burnett	3,259 83	6,942 29

School Fund Income.

	Oct. 1, 1900, to Sept. 30, 1901.	Oct. 1, 1901, to June 30, 1902.
Apportionment to counties—continued.		
Calumet	7,674 74	15,073 60
Chippewa	13,819 43	24,281 45
Clark	11,030 58	23,078 06
Columbia	11,372 04	22,364 41
Crawford	7,082 14	13,882 34
Dane	25,157 99	50,418 12
Dodge	18,376 06	35,948 99
Door	8,103 28	16,061 88
Douglas	10,567 41	20,414 32
Dunn	10,901 12	21,309 94
Eau Claire	13,389 76	27,054 38
Florence	1,303 48	2,543 52
Fond du Lac	18,362 67	36,176 20
Forest	360 47	926 52
Gates	4,745 10
Grant	14,567 15	28,684 61
Green	8,488 30	16,567 07
Green Lake	6,471 67	12,547 72
Iowa	9,165 71	17,581 96
Iron	2,286 68	4,884 09
Jackson	7,329 87	14,316 93
Jefferson	14,436 58	28,192 66
Juneau	8,261 74	16,211 89
Kenosha	8,141 22	16,086 15
Kewaunee	7,796 36	15,060 36
Lafayette	8,247 27	16,015 57
La Crosse	17,075 91	33,745 19
Langlade	5,296 55	11,228 56
Lincoln	6,893 53	14,422 82
Manitowoc	17,762 27	35,741 61
Marathon	19,565 71	40,579 38
Marinette	12,233 60	26,006 54
Marquette	4,625 81	8,865 92
Milwaukee	126,325 61	258,924 83
Monroe	11,308 42	22,214 43
Oconto	9,125 54	18,589 96
Oneida	2,956 29	6,589 33
Outagamie	18,897 24	37,314 48
Ozaukee	7,184 81	14,127 23
Pepin	3,156 05	6,273 87
Pierce	9,422 39	18,748 77
Polk	7,659 11	15,552 30
Portage	13,320 56	27,195 56
Price	3,394 88	8,029 84
Racine	16,500 07	34,585 68
Richland	7,472 75	14,581 66
Rock	17,425 22	36,127 66
St. Croix	11,178 97	22,015 90
Sauk	12,654 31	25,188 10
Sawyer	1,056 85	2,384 69
Shawano	11,548 36	23,476 27
Sheboygan	20,660 52	40,998 52

School Fund Income.

	Oct. 1, 1900, to Sept. 30, 1901.	Oct. 1, 1901, to June 30, 1902.
Apportionment to counties—continued.		
Taylor	4,580 04	9,732 89
Trempealeau	9,778 39	19,507 65
Vernon	11,413 34	22,432 81
Vilas	1,062 43	2,583 23
Walworth	9,470 39	18,563 49
Washburn	2,194 06	4,681 11
Washington	10,119 00	19,970 93
Waukesha	12,868 61	24,482 20
Waupaca	12,998 04	25,724 19
Waushara	6,255 17	12,526 91
Winnebago	21,500 87	41,460 95
Wood	11,471 35	23,043 88
Total	<u>\$816,805 42</u>	<u>\$1,641,047 27</u>
Excess of interest refunded.....	\$29 42	\$66 45
Accrued interest and premium on bonds	4,935 38
Total disbursements	<u>\$821,770 22</u>	<u>\$1,641,113 72</u>

RECAPITULATION.

Balance Oct. 1, 1900	\$181,535 19
Receipts for two years	2,448,690 53
Disbursements for two years.....	\$2,462,883 94
Balance June 30, 1902	167,341 78
Total	<u>\$2,630,225 72</u>	<u>\$2,630,225 72</u>

University Fund.

UNIVERSITY FUND.

The proceeds of sales of land granted by the United States to the State of Wisconsin for the support of the State University by acts of Congress, approved June 12, 1838, August 6, 1846, and December 12, 1852, form the University Fund.

The number of acres of unsold land is 585.89.

The cash receipts and disbursements during the last two years have been as follows:

RECEIPTS.

	Oct. 1, 1900, to Sept. 30, 1901.	Oct. 1, 1901, to June 30, 1902.
Payments on land contracts	\$763 00	\$733 00
Principal bonds and loans	17,600 00	14,330 00
Total	<u>\$18,363 00</u>	<u>\$15,063 00</u>

DISBURSEMENTS.

University income, Chap. 150, Laws 1901	\$3,994 99
Bonds	15,000 00
Special loans	18,800 00	\$31,225 00
Total	<u>\$37,794 99</u>	<u>\$31,225 00</u>

RECAPITULATION.

Balance Oct. 1, 1900.....	\$38,718 94
Receipts for two years	33,426 00
Disbursements for two years	\$69,019 99
Balance June 30, 1902	3,124 95
Total	<u>\$72,144 94</u>	<u>\$72,144 94</u>

University Fund.

The amount of productive University Fund June 30, 1902, are as follows:

Certificates of indebtedness	\$111,000 00
Eau Claire county bonds	10,000 00
Greenwood city bonds	2,000 00
De Pere city bonds	8,660 00
Stanley city bonds	12,500 00
Platteville city bonds	1,000 00
Loan to Board of Education, Madison..	9,900 00
Loan to Board of Education, Ripon....	750 00
Loan to city of Sturgeon Bay.....	10,200 00
Loan to city of Antigo	12,000 00
Loan to city of Rhinelander	7,200 00
Loan to city of Gillette	450 00
Loan to city of Hixon	2,000 00
Loan to city of Rice Lake	7,500 00
Loan to city of Underhill	175 00
Loan to Board of School Directors of Westboro	2,400 00
Loan to Board of School Directors of Echo	2,250 00
Loan to Board of School Directors of Newbold	2,100 00
Loan to Board of School Directors of Brule	1,080 00
Loan to town of Thorp	1,890 00
Loan to town of Saxon	3,000 00
Loan to town of Oak Grove	725 00
Loan to town of Green Valley	3,150 00
Loan to town of Port Wing	10,000 00
Loan to village of Thorp	3,500 00
Land certificates and ind. loans.....	3,622 00
Total	<u>\$228,392 00</u>	<u>.....</u>

University Fund Income.

UNIVERSITY FUND INCOME.

This fund is derived from the annual tax levy authorized by Chap. 178, Laws of '98, on all assessable property in the state; and from the interest on university land certificates, loans and apportionment of funds with Bank Depositories—United States Appropriation for Agricultural Experimental Station and College of Agriculture and Mechanical Arts, state appropriation for College of Engineering and Dairy building, tuition fees, rents, etc. This entire fund is placed at the disposal of the Board of Regents by the transfer to the treasurer of said board, and the detailed record of its expenditures is kept by said treasurer distinct and independent of the accounts of the state.

The receipts and disbursements during the last two years have been as follows:

RECEIPTS.

	Oct. 1, 1900, to Sept. 30, 1901.	Oct. 1, 1901, to June 30, 1902.
State tax	\$268,000 00	\$289,000 00
Interest on certificates of indebtedness.	7,770 00	7,770 00
University Fund, Chap. 150, Law 1901..	3,994 99
Interest on bank deposits	1,204 38	490 92
U. S. appropriation Agricultural College and Mechanical Arts	25,000 00
U. S. appropriation Experiment Station	15,000 00	11,250 00
Interest on land contracts and loans...	324 75	262 90
Appropriation Agricultural Institutes..	12,000 00	12 000 00
Appropriation Washburn Observatory .	3,000 00	3,000 00
Interest on lands	1,116 80	840 00
Interest on loans	1,606 26	1,749 83
Appr. Agricultural College building...	50,000 00
Total	\$339,017 18	\$376,363 65

DISBURSEMENTS.

Excess interest refunded	\$7 40	\$16 06
Transferred to Treas. State University	339,009 78	376,363 65
Total	\$339,017 18	\$376,363 65

RECAPITULATION.

Receipts for two years.....	\$715,380 83
Disbursements for two years	\$715,380 83
Total	\$715,380 83	\$715,380 83

Agricultural Colleg Fund.

AGRICULTURAL COLLEGE FUND.

The proceeds of sales of 240,000 acres of land granted by the United States to the state of Wisconsin, by Act of Congress, approved July 2, 1862, for the support of an institution of learning, where shall be taught the principles of agricultural and mechanical arts, form the Agricultural College Fund. The number of acres of unsold land is 120.

The cash receipts and disbursements during the two years have been as follows:

RECEIPTS.

	Oct. 1, 1900, to Sept. 30, 1901.	Oct. 1, 1901, to June 30, 1902.
Payments on land contracts	\$2,522 00	\$1,654 00
Principal bonds and loans	10,993 34	15,160 00
Total	<u>\$13,515 34</u>	<u>\$16,814 00</u>

DISBURSEMENTS.

Agricultural College income, Chap. 150, Laws 1901	\$6,538 34
Special loans	86,700 00	\$18,775 00
Total	<u>\$93,238 34</u>	<u>\$18,775 00</u>

RECAPITULATION.

Balance Oct. 1, 1900	\$82,646 61
Receipts for two years	30,329 34
Disbursements for two years.....	\$112,013 34
Balance June 30, 1902	962 61
Total	<u>\$112,975 95</u>	<u>\$112,975 95</u>

Agricultural Colleg Fund.

The amounts of productive Agricultural College Funds June 30, 1902, are as follows:

Certificates of indebtedness	\$60,600 00
Eau Claire county bonds	10,000 00
Eau Claire bridge bonds	15,000 00
Black River Falls city bonds.....	5,500 00
Milwaukee city bonds	20,000 00
Tomahawk city bonds	1,000 00
Loan to Forest county	1,400 00
Loan to Barron county	27,000 00
Loan to Iron county	10,200 00
Loan to city of Antigo	4,200 00
Loan to city of Durand	4,200 00
Loan to city of New Richmond	21,400 00
Loan to city of Wausau	42,500 00
Loan to town of Bayfield	6,500 00
Loan to town of Bovina	1,000 00
Loan to town of Bear Lake	275 00
Loan to town of Crandon	400 00
Loan to town of Eaton	1,600 00
Loan to town of Harrison	330 00
Loan to town of Grantsburg	400 00
Loan to town of Oconto Falls	2,800 00
Loan to town of Peck	1,700 00
Loan to town of Manitowoc	2,500 00
Loan to town of Sumner	3,589 77
Loan to town of Wein	300 00
Loan to village, Osseo	1,410 23
Loan to Board of Education, New London	11,000 00
Loan to Board of Education, Ripon ..	2,500 00
Loan to Board of Education, Sturgeon Bay	1,500 00
Loan to Board of Education of town of Crandon	4,000 00
Loan to Board of Education of town of Saxon	2,000 00
Loan to Board of Trustees, village of New Glarus	14,000 00
Land certificates	23,691 00
 Total	 \$302,296 00	

Agricultural College Fund Income.

AGRICULTURAL COLLEGE FUND INCOME.

This fund is derived from the interest on the Agricultural College land certificates, loans and apportionment of funds with bank depositories and U. S. appropriation to College of Agricultural and Mechanical Arts, and is applied to the support of the State University. It is placed at the disposal of the Board of Regents by transfer to the treasurer of the Board in the same manner as the University Fund Income.

The receipts and disbursements during the last two years have been as follows:

RECEIPTS.

	Oct. 1, 1900, to Sept. 30, 1901.	Oct. 1, 1901, to June 30, 1902.
Interest on land certificates and loans.	\$1,815 96	\$1,669 25
Interest on certificates of indebtedness	4,242 00	4,242 00
Interest on bank deposits	990 86	168 37
Agricultural College Fund, Chap. 150, Laws, 1901	6,538 34
Interest on bonds and loans.....	8,692 03	7,260 36
Total	<u>\$22,279 19</u>	<u>\$13,339 98</u>

DISBURSEMENTS.

Interest on payments refunded.....	\$5 18	\$8 55
Transferred to Treas. State University	22,274 01	13,331 43
Total	<u>\$22,279 19</u>	<u>\$13,339 98</u>

RECAPITULATION.

Receipts for two years	\$35,619 17
Disbursements for two years	\$35,619 17
Total	<u>\$35,619 17</u>	<u>\$35,619 17</u>

Normal School Fund.

NORMAL SCHOOL FUND.

This fund consists of one-half of the proceeds of the sales of all swamp and overflowed lands received by the state from the United States, under Act of Congress, approved September 28, 1850, and one-half of the amount received from the sale of indemnity lands, Chapter 340, laws of 1898. The number of acres of unsold lands is 284,745.05. There is also credited to this fund the penalties on account of trespass committed on lands belonging to the fund. The cash receipts and disbursements during the last two years have been as follows:

RECEIPTS.

	Oct. 1, 1900, to Sept. 30, 1901.	Oct. 1, 1901, to June 30, 1902.
Sale of lands	\$1,143 01	\$290 29
Principal loans	209,504 52	240,635 52
Principal bonds	100,000 00	40,000 00
Principal land contracts	1,223 00	293 00
Transfer, 50 per cent. indemnity land sales	60 00
Material sold	148 71	1,314 17
Lease	5 00
Total	\$312,084 24	\$282,532 98

DISBURSEMENTS.

Special loans	\$283,016 72	\$317,500 00
Bonds	87,500 00	10,500 00
Normal Income, Chap. 150, Laws 1901.	11,426 08
General fund, erroneous payment.....	95 00
Total	\$381,942 80	\$328,095 00

RECAPITULATION.

Balance Oct. 1, 1900	\$185,239 25
Receipts for two years.....	594,617 22
Disbursements for two years	\$710,037 80
Balance June 30, 1902	69,818 67
Total	\$779,856 47	\$779,856 47

Normal School Fund.

The amounts of productive Normal School Fund June 30, 1902, are as follows:

Ceruficates of indebtedness	\$515,700 00
Ashland county bonds	25,000 00
Vernon county bonds	23,000 00
Ashland city bonds	22,000 00
Antigo city bonds	18,000 00
Chippewa Falls city bonds	5,000 00
Columbus city hall bonds.....	9,000 00
Beaver Dam city bonds	8,000 00
Edgerton city bonds	7,000 00
Dist. No. 6, Plymouth et al. bonds.....	1,000 00
Eau Claire city bonds	10,000 00
Glenwood town bonds	9,000 00
Hudson city bonds	24,000 00
La Crosse city bonds	10,000 00
Madison city bonds	25,000 00
Merrill city bridge bonds	12,000 00
Merrill city bonds	35,000 00
Clinton village bonds	5,500 00
Milwaukee city bonds	62,000 00
Stoughton city hall bonds	20,000 00
Oshkosh city bonds	10,000 00
District No. 8, Plymouth bonds.....	2,000 00
Shawano city bonds	15,000 00
Manitowoc county bonds	46,000 00
Village of Cameron bonds.....	3,000 00
Richland Center water bonds	2,000 00
Village of Cambridge bonds	7,500 00
Loan to Dunn county	40,000 00
Loan to Door county	51,000 00
Loan to Eau Claire county	115,833 34
Loan to Grant county	80,000 00
Loan to Jackson county	1,000 00
Loan to Shawano county	13,000 00
Loan to Sawyer county	35,000 00
Loan to Kewaunee county	14,000 00
Loan to Washburn county	32,750 00
Loan to Chippewa county	10,736 86
Loan to Vilas county	17,500 00
Loan to Waupaca county	41,500 00
Loan to Winnebago county	40,000 00
Loan to Bd. of Education, Madison....	25,000 00
Loan to Bd. of Education, Grand Rapids	58,800 00
Loan to Bd. of Education, Brule.....	5,000 00
Loan to town of Remington	1,800 00
Loan to town of Pelican	840 00
Loan to village of Bloomer.....	2,000 00
Loan to village of Amery	2,700 00
Loan to village of Galesville.....	2,000 00
Loan to village of Hammond.....	664 00
Loan to village of Whitefish Bay.....	3,000 00
Loan to Bd. of Education, Thorpe.....	4,000 00
Loan to city of Cumberland	2,360 00

Normal School Fund.

Loan to city of Barron	14,500 00
Loan to city of Clintonville	2,000 00
Loan to city of Fond du Lac.....	14,000 00
Loan to city of Kewaunee	15,200 00
Loan to city of Menomonie	30,000 00
Loan to city of Mineral Point	5,000 00
Loan to city of Madison	37,500 00
Loan to city of New London	9,000 00
Loan to city of Portage	16,500 00
Loan to city of Prairie du Chien.....	10,000 00
Loan to city of Phillip	3,333 33
Loan to city of Shawano	1,280 00
Loan to city of Sturgeon Bay	40,000 00
Loan to city of Waupaca	3,500 00
Loan to city of Wausau	20,900 00
Loan to town of Cleveland	180 00
Loan to town of Cary	3,600 00
Loan to town of Brule	4,285 71
Loan to town of Eagle River	6,000 00
Loan to town of Ettrick	1,000 00
Loan to town of Finley	1,300 00
Loan to town of Florence	2,500 00
Loan to town of Iron River	2,000 00
Loan to town of Jacob	6,000 00
Loan to town of Mosinee	200 00
Loan to town of Richmond	3,500 00
Loan to town of Minocqua	4,500 00
Loan to town of Schoepke	1,050 00
Loan to town of Spooner	700 00
Loan to town of West Kewaunee.....	8,000 00
Loan to Bd. of Ed., Veazie.....	1,500 00
Loan to Bd. of Ed., Crandon.....	2,400 00
Loan to Bd. of Ed., Flambeau	9,000 00
Loan to Bd. of Ed., Minocqua	2,500 00
Loan to Bd. of Ed., Jacobs.....	5,000 00
Loan to Eau Claire Lt. Gd. armory....	5,000 00
Loan to Lt. Horse Squadron.....	30,000 00
Loan to Bd. of Normal School Regents	20,000 00
School districts loans	3,420 00
Land certificates and Ind. loans.....	4,286 00
Total	<u>\$1,882,819 24</u>	<u>.....</u>

Normal School Fund Income.

NORMAL SCHOOL FUND INCOME.

This fund is derived from the interest on swamp land certificates, loans and moneys, belonging to the Normal School Fund and the Normal School Fund income with bank depositors, tuition fees, annual appropriation, Chap. 370, L. 1901, 406a, W. S., and is applied to establishing and maintaining Normal Schools as provided by law. By the provisions of section 409, W. S., this entire fund is placed at the disposal of the Board of Normal School Regents, by transfer to the treasurer of said board and the detailed record of its expenditures is kept separate and distinct from the accounts of the state. The receipts and disbursements during the last two years have been as follows:

RECEIPTS.

	Oct. 1, 1900, to Sept. 30, 1901.	Oct. 1, 1901, to June 30, 1902.
State tax	\$190,000 00	\$215,000 00
Interest on land contracts	555 54	423 23
Interest on bank deposits	3,416 13	2,281 21
Interest on certificates of indebtedness	36,099 00	36,099 00
Balance appropriation, Chap. 202, Laws		
'99	22,000 00
Appropriation, teachers' institutes ...	5,796 39	1,203 61
Normal Fund, Chap 150, Laws 1901....	11,426 08
Tuition, rents, etc., from Regents.....	116 85
Interest on bonds	22,465 03	16,386 75
Interest on loans	28,711 28	23,918 49
Appropriation	25,000 00
Total	\$318,586 30	\$320,312 29

DISBURSEMENTS.

Refunded interest on payments.....	\$13 39	\$27 50
Premium on bonds	5,100 46	200 00
Transferred to Treas. Board of Regents	313,472 45	320,084 79
Total	\$318,586 30	\$320,312 29

RECAPITULATION.

Receipts for two years.....	\$638,898 59
Disbursements for two years	\$638,898 59
Total	\$638,898 59	\$638,898 59

Drainage Fund.

DRAINAGE FUND.

This fund consists of one-half the proceeds of sales of all swamp and overflowed lands received by the state from the United States, and one-half of the amount received from the sale of indemnity lands, chapter 340, laws of 1889, and is distributed on the first Monday of October among the several counties, wherein such lands lie, in proportion to the amount of sales in the respective counties. The moneys so paid are then apportioned by the county clerks to the several towns in their respective counties, and are expended under direction of the town board in draining and reclaiming the swamp lands in such town, and in constructing roads and bridges over such swamp lands. The number of acres of unsold land is included in the Normal School Fund. The cash receipts and disbursements during the last year have been as follows:

RECEIPTS.

	Oct. 1, 1900, to Sept. 30, 1901.	Oct. 1, 1901, to June 30, 1902.
Sale of lands	\$50 00
Payment on land contracts	314 00	152 00
Interest on land contracts	62 45	50 40
Material sold	340 20
Lease	13 00
Transfer one-half indemnity land sale.	60 00
Material sold	776 25
	<u> </u>	<u> </u>
Total	\$839 65	\$978 65
	<u> </u>	<u> </u>

DISBURSEMENTS.

Buffalo	\$3 23
Dane	53 27
Marquette	120 53
Waushara	3 15
Waupaca	115 70
Winnebago	20 30
Refund excess of interest	2 05
	<u> </u>	<u> </u>
Total	\$316 38	\$2 05
	<u> </u>	<u> </u>

RECAPITULATION.

Balance Oct. 1, 1902	\$2,613 87
Receipts for two years	1,818 30
Disbursements for two years	\$318 43
Balance June 30, 1902	4,113 74
	<u> </u>	<u> </u>
Total	\$4,432 17	\$4,432 17
	<u> </u>	<u> </u>

Delinquent Tax Fund.

DELINQUENT TAX FUND.

This fund consists of taxes collected on state lands by the State Treasurer, in accordance with the provisions of section 1146, Wisconsin Statutes, and is credited quarterly to the different counties in which the lands are situated. The amounts which have been so received and disbursed are as follows:

RECEIPTS.

	Oct. 1, 1900, to Sept. 30, 1901.	Oct. 1, 1901, to June 30, 1902.
Taxes on state land	\$683 91	\$573 73

DISBURSEMENTS.

Apportioned to Counties—

Adams	\$39 85
Ashland	2 95
Bayfield	1 70
Burnett	20 19
Chippewa	9 16
Clark	3 99
Columbia	8 23
Door	1 11
Douglas	35 70
Dunn	17 83
Eau Claire	6 63
Florence	17 46
Forest	14 65
Jackson	8 37
Juneau	18 57
Langlade	112 34
Lincoln	49 04
Manitowoc	5 42
Marquette	2 21
Monroe	5 82
Oconto	12 84
Outagamie	3 77
Polk	78 30
Portage	62 80
Price	8 10
St. Croix	16 21
Sawyer	15 16
Shawano	59 76
Taylor	4 69
Vernon	9 24
Washburn	27 28
Waupaca	5 99
Waushara	14 32
Total	\$699 68

Deposit Fund.

DEPOSIT FUND.

On the sale of land forfeited to the state, and the payment of the amount due the state, and all costs and penalties accrued under the provisions of section 225, of the Wisconsin Statutes, if any balance remains, the amount of such balance is deposited in the State Treasury to the credit of the persons entitled thereto, and is denominated the Deposit Fund. The transactions therein have been as follows:

	Oct. 1, 1900, to Sept. 30, 1901.	Oct. 1, 1901, to June 30, 1902.
Balance Sept. 30, 1900.....	\$10,318 22
Receipts for the year 1901	14 53
Disbursements for the year 1902.....	\$18 92
Balance June 30, 1902	10,313 83
Total	<u>\$10,332 75</u>	<u>\$10,332 75</u>

Indemnity Land Fund.

INDEMNITY LAND FUND.

The proceeds of land sold for indemnifying the State of Wisconsin for swamp lands sold by the United States. The number of acres of land unsold is 27,420.52. The cash receipts and disbursements during the last two years have been as follows:

RECEIPTS.

	Oct. 1, 1900, to Sept. 30, 1901.	Oct. 1, 1901, to June 30, 1902.
Sale of land, 1901	\$120 00

DISBURSEMENTS.

Transferred to Normal School Fund ..	\$60 00
Transferred to Drainage Fund	60 00
Total	<u>\$120 00</u>	<u>.....</u>

Allotment Fund.

ALLOTMENT FUND.

Section 3 of chapter 190, general laws 1862, directed the State Treasurer to receive such sums of money as might be placed in his hands by any volunteer making an allotment, as provided by act of congress, approved December 24, 1861, and dispose of the same according to the order and direction of such volunteer. This fund consists of moneys so received by the State Treasurer and yet unclaimed by the beneficiaries named by the volunteers. There have been no payments made from the fund during two years. The account stands as follows:

	Oct. 1, 1900, to Sept. 30, 1901.	Oct. 1, 1901, to June 30, 1902.
Balance Oct. 1, 1900.....	\$916 54
Received from Wm. Charlton on acct. of Jacob Lips, Co. F, 11 Wis. V. Inf....	40 00
Balance June 30, 1902	\$956 54
Total	\$956 54	\$956 54

WISCONSIN BOARD OF MEDICAL EXAMINERS.

Deposited by H. M. Ludwig, Secretary..	<u>\$863 31</u>
----------------------------------------	-----------------	-------

Game Warden Fund.

GAME WARDEN FUND.

This fund consists of moneys received by the state treasurer for hunting licenses issued by the secretary of state and by the county clerks under the provision of chapter 312, laws of 1899. The transactions therein have been as follows:

RECEIPTS.

	Oct. 1, 1900, to Sept. 30, 1901.	Oct. 1, 1901, to June 30, 1902.
Adams	\$147 60	\$186 30
Ashland	826 10	1,058 40
Barron	1,155 60	974 70
Bayfield	680 40	943 20
Brown	846 60	705 60
Buffalo	4 50
Burnett	144 90	242 10
Calumet	197 80	376 30
Chippewa	1,348 20	1,186 00
Clark	953 10	1,431 00
Columbia	796 75	463 65
Crawford	235 60	449 90
Dane	1,126 80	1,206 90
Dodge	901 80	685 80
Door	414 00	693 90
Douglas	878 40	803 70
Dunn	447 30	656 10
Eau Claire	575 10	616 50
Florence	131 40	171 00
Fond du Lac	933 50	630 10
Forest	96 30	186 30
Gates	54 90	713 70
Grant	243 00	1,008 00
Green	463 50	761 40
Green Lake	331 20	225 90
Iowa	291 05	692 45
Iron	232 20	136 80
Jackson	380 05	435 60
Jefferson	887 15	611 97
Juneau	448 20	377 10
Kenosha	380 70	202 50
Kewaunee	345 18	280 25
La Crosse	720 00	936 60
Lafayette	121 25	609 65
Langlade	243 90	666 00
Lincoln	687 60	641 70
Manitowoc	465 30	819 90
Marathon	791 10	1,147 50
Marinette	926 15	866 70
Marquette	219 60	156 60

Game Warden Fund.

	Oct. 1, 1900, to Sept. 30, 1901.	Oct. 1, 1901, to June 30, 1902.
Milwaukee	1,945 80	2,055 60
Monroe	414 90	901 80
Oconto	445 50	743 40
Oneida	454 00	657 90
Outagamie	882 80	636 30
Ozaukee	192 60	295 20
Pepin	126 00	223 05
Pierce	166 50	639 00
Polk	434 70	484 20
Portage	424 24	628 30
Price	407 70	616 50
Racine	732 60	517 50
Richland	240 80	451 65
Rock	702 90	1,001 70
St. Croix	225 00	367 20
Sauk	789 30	1,454 40
Sawyer	122 40	263 70
Shawano	384 40	844 20
Sheboygan	556 33	928 75
Taylor	486 00	693 90
Trempealeau	261 25	495 00
Vernon	226 80	1,031 40
Vilas	464 40	612 90
Walworth	450 00	635 40
Washburn	324 00	370 80
Washington	257 70	698 40
Waukesha	680 40	894 60
Waupaca	730 00	891 70
Wausara	368 65	354 20
Winnebago	922 25	995 40
Wood	698 40	803 70
Confiscated game	527 33	1,834 34
Secretary of state	3,935 55	6,410 00
Total	\$41,051 88	\$55,389 86

DISBURSEMENTS.

Game Wardens' salaries and expenses.	\$33,695 47	\$47,074 66
--------------------------------------	-------------	-------------

RECAPITULATION.

Balance September 30, 1900	\$7,195 68
Receipts for two years	96,441 74
Disbursements for two years	\$80,770 13
Balance June 30, 1901	22,867 29
Total	\$103,637 42	\$103,637 42

Oil Inspection Fund.

OIL INSPECTION FUND.

(Chap. 466, Laws 1901.)

RECEIPTS.

	Oct. 1, 1900, to Sept. 30, 1901.	Oct. 1, 1901, to June 30, 1902.
From inspection of oils, June 1 to September 30, 1901	\$4,541 98	\$23,549 22
	<u> </u>	<u> </u>

DISBURSEMENTS.

Inspectors' salaries and expenses.....	\$3,745 35	\$17,167 26
Transfer to general fund.....	796 63	6,381 96
	<u> </u>	<u> </u>
Total	\$4,541 98	\$23,549 22
	<u> </u>	<u> </u>

RECAPITULATION.

Receipts for two years.....	\$28,091 20
Disbursements for two years.....	\$28,091 20
	<u> </u>	<u> </u>

Miscellaneous Funds.

WISCONSIN RAILROAD FARM MORTGAGE LAND COMPANY.

Under chapter 135, laws 1882, the commissioners of the Wisconsin Railroad Farm Mortgage Land Company turned over and paid all the money in their hands to the State Treasurer who, with the Secretary of State, under the above named act are to close up business of said company.

There has been no business transacted in this fund the past two years.

Balance Sept. 30, 1900.....	\$4,446 64
Balance June 30, 1902	\$4,446 64
	<u> </u>	<u> </u>

REDEMPTION FUND.

This fund consists of moneys received for the redemption of school, University and Agricultural College lands, sold for the non-payment of interest and taxes, and that have been redeemed as provided by section 228, Wisconsin Statutes. There have been no transactions during the two years.

Balance Oct. 1, 1900	\$151 92
Balance June 30, 1902	\$151 92
	<u> </u>	<u> </u>

Miscellaneous Funds.

CALUMET AND MANITOWOC COUNTY INDEMNITY
FUND.

(Chap. 352, Laws 1883.)

Balance October 1, 1900	\$284 45
Balance June 30, 1902	\$284 45
	<u> </u>	<u> </u>

WARD & SMITH FUND (SPECIAL).

The fund consists of the money left by legacies for the orphans of soldiers, and is paid to said orphans on their becoming of age. There have been no transactions during the two years.

Balance October 1, 1900	\$1,111 43
Balance June 30, 1902	\$1,111 43
	<u> </u>	<u> </u>

MENOMONIE INDIAN RESERVATION TRESPASS
FUND.

Balance October 1, 1900	\$9,548 10
Balance June 30, 1902	\$9,548 10
	<u> </u>	<u> </u>

Special Deposits.

SPECIAL DEPOSITS.

SECURITIES DEPOSITED BY INSURANCE COMPANIES.

Northwestern Mutual Life Insurance Co.....		\$100,000 00
Concordia Fire Insurance Co., Milwaukee, Wis.....		\$25,000 00
Milwaukee Mechanics & Mutual Fire Ins. Co.:		
Ramsey Co., Minn., bonds.....	\$75,000 00	
City of St. Paul, Board of Education		
bonds	125,000 00	
		\$200,000 00
Independent Order of Foresters:		
United States 4% Consols		\$50,000 00
Supreme Court United Order of Foresters:		
Bonds and mortgages		\$74,400 00
Wisconsin Life Ins. Co., Madison, Wis.:		
Mortgages, real estate (face value).....		\$79,200 00
Independent Scandinavian Workingman's Assn., Eau		
Claire, Wis.		
U. S. gold bonds		\$7,500 00
Grand Lodge Knights of the White Cross, Manistee,		
Mich.		\$500 00

SECURITIES DEPOSITED BY BUILDING AND LOAN
ASSOCIATIONS.

Wisconsin Trust Co., Milwaukee, Wis.:		
Real estate mortgages (full value).....		\$107,517 70
Milwaukee Trust Co., Milwaukee Wis.:		
Real estate and certificate of deposit ..		\$123,000 00
Savings Loan & Trust Co., Madison, Wis.:		
Real estate mortgages (face value).....		\$104,525 00
Northwestern Trust Co., Kenosha, Wis.:		
Real estate mortgages (face vlaue).....		\$46,729 21
Citizens Loan & Trust Co., Milwaukee, Wis.:		
Real estate and mortgages (face value)		\$55,000 00

Investments.

INVESTMENTS.

The following is a statement of the investments made from the Trust Funds from October 1, 1900, to June 30, 1902:

SCHOOL FUND.

Amherst village bonds	\$3,000 00
Grand Rapids city bonds	60,000 00
Mondovi city bonds	18,000 00
Wauwatosa city bonds	20,000 00
Westby village bonds	3,600 00
Loan (special) Portage county	80,000 00
Loan (special) city of Rice Lake.....	3,000 00
Loan (special) bd. of directors, town of Sugar Camp...	800 00
Loan (special) bd. of directors, town of Superior.....	3,000 00
School District Loans:	
Jt. 6, Ettrick and Preston, Trempealeau.....	\$250 00
No. 3, Weston, Marathon	590 00
No. 14, Edson, Chippewa	790 00
No. 3, Bashaw, Washburn	350 00
No. 6, Edson, Chippewa	400 00
Jt. 9, Excelsior and village of Ableman, Sauk Co...	2,700 00
No. 6, Tremont, Clark Co.	350 00
No. 4, Smelser, Grant Co.	700 00
No. 2, Randolph, Columbia Co.	700 00
Jt. 6, Barron and Scott, Monroe Co.....	500 00
Jt. 1, City of New Lisbon, town of New Lisbon and Clearfield, Juneau Co.	10,000 00
No. 6, Cutler, Juneau Co.	352 00
No. 1, Gillette, Oconto Co.	1,250 00
No. 10, Potosi, Grant Co.	400 00
Jt. 1, Hale, Burnside and Chimney Rock, Trempea- leau Co.	500 00
Jt. 4, Christiana and Albion, Dane Co.....	1,500 00
No. 7, Cutler, Juneau Co.	300 00
Jt. 4, Bridge Creek, Otter Creek and Lincoln, Eau Claire Co.	900 00
No. 3, Lima, Sheboygan Co.	1,500 00
No. 2, Maple Valley, Oconto Co.	1,100 00
No. 6, Cumberland, Barron Co.	1,450 00
No. 3, Shelby, La Crosse Co.	300 00
Jt. 4, Grant and Otter Creek, Dunn Co.....	500 00
No. 8, Coleman, Marinette Co.	400 00
No. 4, Pike Lake, Marathon Co.	400 00
No. 7, Liberty, Grant Co.	450 00
No. 5, Pike Lake, Marathon Co.	354 00
No. 7, Antigo, Langlade Co.	475 00

Investments.

School District Loans—Continued.

No. 3, Rock Creek, Dunn Co.	600 00
No. 10, Big Bend, Chippewa Co.	400 00
Jt. 5, Roxbury, Berry, Dane and Springfield, Dane Co.	400 00
No. 2, Withee, Clark Co.	200 00
No. 4, Hixon, Clark Co.	400 00
No. 6, Seymour, Outagamie Co.	900 00
Jt. 3, Casco and Luxemburg, Kewaunee Co.	2,800 00
No. 5, Shelby, La Crosse Co.	1,000 00
Jt. 3, Adams and Lincoln, Adams Co.	600 00
No. 6, Baraboo, Sauk Co.	4,470 00
No. 8, Pensaukee, Oconto Co.	600 00
No. 5, Weston, Marathon Co.	400 00
No. 6, Morris, Shawano Co.	450 00
Jt. 3, Fairchild, town and village, Eau Claire Co.	5,000 00
No. 7, Grantsburg, Burnett Co.	700 00
No. 9, Chetek, Barron Co.	300 00
No. 2, Kennan, Price Co.	2,000 00
Jt. 5, Rice Lake and Stanfold, Barron Co.	250 00
No. 17, Cumberland, Barron Co.	600 00
No. 7, Worden, Clark Co.	300 00
Jt. 11, Fond du Lac and Friendship, Fond du Lac Co. .	6,000 00
No. 1, Frankfort, Marathon Co.	225 00
No. 7, Clear Lake, Polk Co.	300 00
Jt. 1, Iola, town and village, Waupaca Co.	6,000 00
Jt. 1, Bridge Creek, Otter Creek and Lincoln, Eau Claire Co.	500 00
No. 5, Lynn, Clark Co.	500 00
No. 2, Eldron, Marathon Co.	350 00
No. 3, Colfax, Dunn Co.	1,300 00
No. 1, Aniwa, Shawano Co.	400 00
No. 5, Germantown, Juneau Co.	450 00
No. 5, Greenfield, Milwaukee Co.	9,000 00
Jt. 1, Village of Norfolk, Ridgeville and Sheldon, Monroe Co.	5,200 00
No. 3, Little Suamico, Oconto Co.	1,000 00
No. 4, Kennan, Price Co.	600 00
Jt. 2, Winneconne, town and village, Winnebago Co.	6,000 00
Jt. 8, Wheaton and Tilden, Chippewa Co.	800 00
No. 4, Cleveland, Marathon Co.	800 00
No. 6, Peshtigo, Marinette Co.	450 00
No. 6, Dallas, Barron Co.	1,575 00
No. 10, Wheaton, Chippewa Co.	750 00
Jt. 1, Center and Plymouth, Rock Co.	1,200 00
No. 10, Spooner, Washburn Co.	600 00
No. 3, Lena, Oconto Co.	200 00
No. 5, Lake, Price Co.	160 00
No. 1, New Diggings, Lafayette Co.	550 00
No. 8, Cassel, Marathon Co.	800 00
No. 2, Coleman, Marinette Co.	200 00
No. 1, Withee, Clark Co.	300 00
Jt. 3, Fairchild, town and village, Eau Claire Co. .	5,000 00
No. 9, Kildare, Juneau Co.	1,000 00
No. 5, Albany, Pepin Co.	500 00

Investments.

School District Loans—Continued.

No. 3, Balsam Lake, Polk Co.....	550 00
No. 1, Rib Lake, Taylor Co.....	1,300 00
No. 6, Maple Grove, Barron Co.....	200 00
No. 3, Breed, Oconto Co.	500 00
No. 7, Ithaca, Richland Co.	400 00
No. 3, Deer Creek, Taylor Co.	600 00
No. 6, Plymouth, Rock Co.	2,200 00
No. 11, Rock Elm, Pierce Co.	700 00
No. 3, Franzen, Marathon Co.	700 00
No. 5, Weston, Dunn Co.	500 00
No. 1, Arena, Iowa Co.	3,000 00
No. 1, Franzen, Marathon Co.	600 00
No. 7, Oconto Falls, Oconto Co.	550 00
No. 4, Chase, Oconto Co.	800 00
No. 5, Carson, Portage Co.	500 00
No. 1, Seneca, Wood Co.	300 00
No. 5, Rudolph, Wood Co.	700 00
No. 8, Dunn, Dane Co.	2,000 00
No. 2, Clayton, Polk Co.	500 00
Jt. 4, Thorp and Withee, Clark Co.	400 00
Jt. 1, Kickapoo and village of Readstown, Vernon Co.	5,600 00
No. 2, Liberty, Grant Co.	750 00
No. 1, Stark, Vernon Co.	600 00
No. 6, Texas, Marathon Co.	500 00
No. 7, Sheboygan, Sheboygan Co.	1,500 00
No. 3, Spruce, Oconto Co.	1,100 00
Jt. 4, Platteville, town and city, Grant Co.....	2,000 00
No. 5, Dexter, Wood Co.	500 00
Durand city bonds	\$25,000 00
Loan to Ashland county	40,000 00
Loan to Waupaca county	10,000 00
School District Loans:	
No. 3, Sampson and Rusk, Chippewa Co.....	\$600 00
No. 10, Wheaton, Chippewa Co.	210 00
No. 4, Clearfield, Juneau Co.	400 00
No. 6, Langlade, Langlade Co.	600 00
No. 5, Minong, Washburn Co.	1,000 00
Jt. 1, Wood, and city of Pittsville, Wood Co.....	1,000 00
Jt. 1, Albany, town and city of Mondovi, Buffalo Co	5,000 00
No. 13, Arcadia, Trempealeau Co.	700 00
No. 17, Greenfield, Milwaukee Co.	5,000 00
Jt. 8, Nasewaupsee and Sturgeon Bay, Door Co.....	400 00
No. 5, Clearfield, Juneau Co.	145 00
No. 8, Emmett, Marathon Co.	600 00
Jt. 1, Ithaca, Richland, Orion and Buena Vista, Richland Co.	650 00
No. 7, Baldwin, St. Croix Co.	800 00
Jt. 2, Lincoln, Preston and Whitehall, Trempealeau Co.	3,000 00
No. 4, Dexter, Wood Co.	850 00
No. 4, Washburn, Clark Co.	500 00
No. 5, Kingston, Juneau Co.	300 00

Investments.

School District Loans—Continued.

Jt. 3, Lessor and Cicero, Shawano and Outagamie Cos.	250 00
No. 1, Whitestown, Vernon Co.	500 00
Jt. 7, Manchester and Brockway, Jackson Co.	200 00
No. 5, Waupaca, Waupaca Co.	500 00
No. 1, Wyocena, Columbia Co.	4,000 00
No. 4, Sherwood, Clark Co.	600 00
No. 4, La Follette, Burnett Co.	250 00
No. 7, Holway, Taylor Co.	500 00
No. 5, Dover, Buffalo Co.	500 00
No. 5, Clayton, Polk Co.	400 00
Jt. 1, Madison and Middleton, Dane Co.	1,200 00
No. 5, Holway, Taylor Co.	600 00
No. 4, Hewitt, Marathon Co.	500 00
Jt. 9, Oasis, town and village, and Plainfield, Waushara Co.	8,000 00
No. 3, Navarino, Shawano Co.	400 00
No. 3, Franzen, Marathon Co.	300 00
Jt. 11, Fond du Lac and Friendship, Fond du Lac Co.	1,500 00
No. 6, Tomah, Monroe Co.	300 00
No. 5, Hoard, Clark Co.	450 00
No. 5, Medford, Taylor Co.	400 00
Jt. 2, Winneconne, town and village, Winnebago Co.	1,000 00
No. 4, Seymour, Eau Claire Co.	700 00
No. 1, Pepin, Pepin Co.	6,500 00
No. 6, Clayon, Polk Co.	200 00
No. 4, Maine, Outagamie Co.	200 00
No. 1, Polar, Langlade Co.	600 00
No. 1, City of Shawano, Shawano Co.	12,000 00
Jt. 1, Adams and Preston, Adams Co.	2,000 00
No. 7, Exeter, Green Co.	1,200 00
Jt. 3, Spring Green Buena Vista, and village of Lone Rock, Sauk and Richland Cos.	6,450 00
No. 6, Rock Creek, Dunn Co.	250 00
No. 9, Lake, Milwaukee Co.	8,000 00
Jt. 2, Richland and Richland Center, Richland Co.	9,000 00
Jt. 9, Plainfield, town and village of Oasis, Waushara Co.	2,800 00
No. 1, City of Tomah, Monroe Co.	20,000 00
No. 1, Harrison, Lincoln Co.	600 00
No. 1, Albion, Trempealeau Co.	6,000 00
Jt. 9, Christiana and Coon, Vernon Co.	500 00
No. 5, Belmont, Lafayette Co.	8,000 00
No. 3, New Lyme, Monroe Co.	352 00
Jt. 1, Dakota, and town and village of Wautoma, Waushara Co.	8,000 00
Total	<u>\$538,094 00</u>

Investments.

UNIVERSITY FUND.

Stanley city bonds	\$15,000 00
Loan to village of Thorpe	3,500 00
Loan to board of school directors, town of Brule	1,200 00
Loan to board of school directors, town of Elcho	2,500 00
Loan to board of school directors, town of Westboro ..	3,000 00
Loan to town of Green Valley	3,500 00
Loan to town of Thorpe	2,100 00
Loan to city of Rhinelander	3,000 00
Loan to board of education, city of Madison, Dane Co.	11,000 00
Loan to city of Rice Lake, Barron Co.	7,500 00
Loan to town of Oak Grove, Barron Co.	725 00
Loan to town of Port Wing, Bayfield Co.	10,000 00
Loan to town of Saxon, Iron Co.	2,000 00
Total	<u>\$65,025 00</u>

AGRICULTURAL COLLEGE FUND.

Loan to Barron county	\$30,000 00
Loan to city of Durand	3,000 00
Loan to city of Wausau	45,000 00
Loan to town of Bayfield	5,000 00
Loan to town of Eaton	2,000 00
Loan to town of Peck	1,700 00
Loan to village of New Glarus	14,000 00
Loan to town of Bear Lake	275 00
Loan to town of Manitowoc	2,500 00
Loan to board of school directors, town of Saxon.....	2,000 00
Total	<u>\$105,475 00</u>

NORMAL SCHOOL FUND.

Clinton city bonds	\$5,500 00
Merrill city bonds	47,000 00
Shawano city bonds	15,000 00
Stoughton city bonds	20,000 00
Loan to State Historical Library Bldg. fund.....	50,000 00
Loan to Eau Claire county	86,666 72
Loan to Shawano county	9,000 00
Loan to Waupaca county	41,500 00
Loan to Portage city	18,000 00
Loan to Sturgeon Bay city	40,000 00
Loan to village of Amery	3,000 00
Loan to board of school directors, town of Crandon...	3,000 00
Loan to board of school directors, town of Flambeau .	10,000 00
Loan to board of school directors, town of Jacobs	6,000 00
Loan to board of school directors, town of Veazie	2,000 00
Loan to town of Cary	3,600 00
Loan to town of Eagle River	7,000 00
Loan to town of Ettrick	1,250 00

Investments.

Loan to town of Iron River	2,000 00
Loan to Dunn county	20,000 00
Loan to Grant county	80,000 00
Loan to Kewaunee county	14,000 00
Loan to Shawano county	5,000 00
Loan to city of Barron	14,500 00
Loan to city of Madison	10,000 00
Loan to city of Madison	25,000 00
Loan to city of Wausau	22,000 00
Loan to board of education, city of Grand Rapids.....	55,000 00
Loan to village of Galesville	2,000 00
Loan to village of Thorpe	4,000 00
Loan to town of Brule	5,000 00
Loan to town of Brule	5,000 00
Loan to town of Jacobs	6,000 00
Loan to board of regents, state university.....	50,000 00
Cambridge village bonds	7,500 00
Cameron village bonds	3,000 00
Total	<u>\$698,516 72</u>

RECAPITULATION.

School fund investments	\$538,094 00
University fund investments	65,025 00
College fund investments	105,475 00
Normal fund investments	698,516 72
Total	<u>\$1,407,110 72</u>

Annual Tax.

ANNUAL TAX.

The following is a statement of the annual tax collected from the several counties during the fiscal years ending September 30, 1901, and 1902:

	1901.	1902.
Adams	\$3,971 81	\$5,313 77
Ashland	14,708 25	17,504 04
Barron	8,953 52	13,854 84
Bayfield	12,105 42	19,631 18
Brown	22,798 18	39,372 79
Buffalo	8,978 18	14,749 22
Burnett	3,512 61	4,672 08
Calumet	16,242 87	22,515 09
Chippewa	17,499 84	19,179 26
Clark	11,820 40	19,374 72
Columbia	26,809 84	39,231 98
Crawford	10,163 01	10,061 80
Dane	63,321 41	109,430 05
Dodge	34,010 52	76,890 92
Door	9,549 43	11,938 25
Douglas	30,381 81	50,135 65
Dunn	11,444 72	18,468 81
Eau Claire	26,868 74	27,749 22
Florence	2,656 59	4,528 05
Fond du Lac	41,728 77	66,953 61
Forest	2,671 83	5,227 64
Gates	3,794 45
Grant	22,985 05	43,194 52
Green	23,121 58	40,001 80
Green Lake	14,250 14	22,809 92
Iowa	17,490 53	23,648 11
Iron	5,985 48	8,973 39
Jackson	9,042 37	13,064 76
Jefferson	28,022 14	55,415 81
Juneau	11,779 35	18,091 76
Kenosha	19,217 63	34,248 43
Kewaunee	11,675 93	14,972 82
La Crosse	35,844 14	56,116 50
Lafayette	19,174 88	32,293 16
Langlade	6,974 27	9,076 59
Lincoln	10,089 49	11,776 65
Manitowoc	30,771 40	45,809 10
Marathon	16,959 79	23,414 44
Marquette	18,577 98	23,798 22
Marquette	6,235 93	8,996 37
Milwaukee	332,302 54	563,305 12
Monroe	14,422 09	21,432 43
Oconto	11,927 04	18,037 27
Oneida	9,343 33	10,963 91
Outagamie	29,245 78	52,962 27
Ozaukee	17,403 49	26,697 84

Annual Tax.

	1901.	1902.
Pepin	4,489 01	5,919 11
Pierce	14,560 68	21,452 35
Polk	9,489 57	13,168 29
Portage	18,978 82	27,015 94
Price	5,194 20	8,237 36
Racine	41,680 51	59,141 17
Richland	9,541 83	14,210 27
Rock	48,892 48	82,819 33
St. Croix	15,237 28	20,357 82
Sauk	23,115 45	33,109 11
Sawyer	2,985 17	5,289 61
Shawano	9,952 63	14,152 62
Sheboygan	44,802 98	67,190 20
Taylor	5,950 80	10,114 08
Trempealeau	12,201 63	15,950 75
Vernon	12,677 90	19,741 03
Vilas	2,591 81	4,994 86
Walworth	37,250 58	59,817 03
Washburn	2,305 28	4,335 78
Washington	24,789 43	36,365 02
Waukesha	45,994 95	74,920 17
Waupaca	22,217 44	25,715 34
Waushara	8,391 41	12,868 22
Winnebago	47,589 91	75,213 43
Wood	10,890 37	16,667 02
Total	<u>\$1,584,812 22</u>	<u>\$2,508,444 52</u>

1901.

General Fund:		
Free high schools	\$100,000 00	
Charitable and penal institutions	239,224 20	
	<u> </u>	\$339,224 20
School Fund Income:		
One mill tax	\$630,018 02	
Interest on certificates of indebtedness	109,459 00	
	<u> </u>	\$739,477 02
University Fund Income:		
Annual tax	\$268,000 00	
Interest on certificates of indebtedness	7,770 00	
	<u> </u>	\$275,770 00
Agricultural College Fund Income:		
Interest on certificates of indebtedness		\$4,242 00
Normal School Fund Income:		
Annual tax	\$190,000 00	
Interest on certificates of indebtedness	360 99	
	<u> </u>	\$226,099 00
Total	<u>\$1,584,812 22</u>	

Annual Tax.

1902.

General Fund:		
Free high schools	\$100,000 00	
Graded schools	60,000 00	
Charitable and penal institutions	250,590 52	
	<hr/>	\$410,590 52
School Fund Income:		
One mill tax	\$1,436 284 00	
Interest on certificates of indebtedness.	109,459 00	
	<hr/>	\$1,545,743 00
University Fund Income:		
Annual tax	\$289,000 00	
Interest on certificates of indebtedness.	7,770 00	
	<hr/>	\$296,770 00
Agricultural College Fund Income:		
Interest on certificates of indebtedness.	\$4,242 00
Normal School Fund Income:		
Annual tax	\$2,150 00	
Interest on certificates of indebtedness.	360 99	
	<hr/>	\$251,099 00
Total		<hr/> <hr/> \$2,508,444 52

State Debt.

STATE DEBT.

The bonded debt of the state, created in 1861-63, for the purpose of carrying on the war for the maintenance of the Union, has been paid or converted into certificates of indebtedness to the trust funds. The amounts due the several funds on June 30, 1902, are as follows:

School fund	\$1,563,700 00	
Normal School fund	515,700 00	
University fund	111,000 00	
Agricultural College fund	60,600 00	
	<hr/>	
Total		<u>\$2,251,000 00</u>

Banks and Banking.

BIENNIAL REPORT

OF

 BANKS AND BANKING.

In obedience to the requirements of law, I submit the following report, exhibiting the condition and transaction of this department for the fiscal years ending July 2d, 1900, and July 7th, 1902:

Whole number of state banks organized under the banking laws doing business July 2d, 1900, one hundred thirty-seven (137), with an aggregate capital of....	\$6,421,725 00	
Whole number doing business July 7th, 1902, one hundred seventy-three (173), with an aggregate capital of.....	7,438,725 00	
Increase	<u>\$1,017,000 00</u>

BANKS LIQUIDATED VOLUNTARILY.

Department State Bank, Stoughton.....	\$25,000 00	
Bank of River Falls.....	25,000 00	
		<u>\$50,000 00</u>

CHANGED FROM STATE TO NATIONAL BANK.

Langlade County Bank, Antigo.....	\$30,000 00	
Bank of Mondovi	25,000 00	
Commercial State Bank, Medford	25,000 00	
Bank of Omro	25,000 00	
Commercial Bank of Oshkosh.....	100,000 00	
Shawano County Bank	30,000 00	
Cuba City Bank	25,000 00	
		<u>\$260,000 00</u>
		<u>\$310,000 00</u>

Banks and Banking.

NEW BANKS ORGANIZED.

Bank of Athens, Athens	\$25,000 00
German American Bank, Manitowoc.....	100,000 00
Buffalo Co. Bank, Mondovi	25,000 00
State Bank of Brillion	25,000 00
State Bank of Spring Green	25,000 00
State Bank of Orfordville	25,000 00
Farmers' & Merchants' Bank, Orfordville	25,000 00
State Bank of Mount Horeb.....	32,000 00
First State Bank, Dale	25,000 00
Spooner State Bank	25,000 00
Bank of Green Bay.....	30,000 00
Wild Rose State Bank.....	25,000 00
Pardeeville State Bank	25,000 00
First State Bank, West Bend.....	25,000 00
Hustisford State Bank	25,000 00
Cedar Grove State Bank.....	25,000 00
Waushara County Bank, Plainfield.....	25,000 00
Farmers' & Traders' Bank, Wrightstown	25,000 00
Citizens State Bank, Menomonie Falls...	25,000 00
Wautoma State Bank, Wautoma.....	25,000 00
Brooklyn State Bank	25,000 00
Bank of Turtle Lake.....	25,000 00
Gratiot State Bank, Gratiot.....	25,000 00
Bank of Sawyer, Sturgeon Bay.....	25,000 00
Wisconsin State Bank, Stevens Point....	50,000 00
Bank of West Bend	25,000 00
De Forest State Bank.....	25,000 00
Green Lake State Bank, Dartford.....	25,000 00
Rio State Bank	25,000 00
	<hr/>
	\$837,000 00

CHANGED FROM PRIVATE TO STATE BANK.

State Bank of Independence.....	\$25,000 00
Two Rivers Savings Bank.....	25,000 00
State Bank of Wonewoc	25,000 00
Hortonville Bank	25,000 00
Farmers' State Bank, Iola	25,000 00
Augusta State Bank	25,000 00
Mansfield Bank, Johnson's Creek.....	25,000 00
Bank of Oakfield	25,000 00
Bank of Arcadia	25,000 00
First Bank of Grantsburg	25,000 00
Westfield State Bank	40,000 00
State Bank of Mauston	25,000 00
Merchants & Savings Bank, Kenosha....	25,000 00
Vernon County Bank, Viroqua	50,000 00
State Bank of Elroy	25,000 00
	<hr/>
	\$415,000 00

Banks and Banking.

INCREASE OF CAPITAL STOCK.

Bank of Watertown	\$50,000 00	
Greenwood State Bank, Lake Mills.....	15,000 00	
Citizens Bank, Delavan	10,000 00	
		\$75,000 00
Increase		\$1,327,000 00
Decrease		310,000 00
Net Increase		\$1,017,000 00





BIENNIAL REPORT

OF THE

STATE SUPERINTENDENT

OF THE

STATE OF WISCONSIN

FOR THE

Two Years Ending June 30, 1902.

L. D. HARVEY, State Superintendent.



MADISON, WIS.
DEMOCRAT PRINTING Co., STATE PRINTER.
1902.



LETTER OF TRANSMITTAL.

OFFICE OF STATE SUPERINTENDENT,

MADISON, WIS., November 1, 1902.

To His Excellency, ROBERT M. LA FOLLETTE,

Governor of Wisconsin.

SIR:—I have the honor to submit herewith, as required by law, the biennial report of the Department of Public Instruction, which embraces the period beginning July 1, 1900, and ending June 30, 1902.

I am, sir, very respectfully,

Your obedient servant,

L. D. HARVEY,

State Superintendent.



TABLE OF CONTENTS.

PART I.

	PAGE.
Introductory	1
1. General summary	2
Census statistics	2
Enrollment in public schools	2
Percentages	2
School houses	2
Teachers—number, wages	2
Teachers—qualifications	2
2. Summary of free high schools	3-4
3. Summary of cities having city superintendents	4
4. State certificates and diplomas	5
5. Common school fund	5
6. Common school finances	6
Receipts	6
Disbursements	6
Expenditures per individual	6
7. Normal school finances	6
8. University finances	7-10
Receipts, 1900-1901	7
Receipts, 1901-2	9
Disbursements, 1900-1901	8
Disbursements, 1901-2	10
Recapitulation	10
9. Recapitulation	11
10. Comparison of average wages	11
11. Diplomas and certificates issued, and countersigned by state superintendent	11
12. General Survey—	
Classification of enrollment in counties not including cities having superintendents—Table A	12-13
Classification of teachers' wages—Table B	14-15
Classes and number of schools in each county—Table C ...	16-17

Contents.

	PAGE.
13. General Reports	18-25
Legislative	18-21
Administrative—County training schools	21-22
County schools of agriculture and domestic economy..	22
Consolidation of small schools and transportation of pupils	22-23
Organization of State Graded Schools	23
Improvement of the High Schools	23-24
Systematic organization of the Institute work.....	24
Institute of Normal School faculties	25
14. County training schools	27-34
Report Dunn county training school	27-28
Financial statement Dunn county training school	28
Report Marathon county training school	29-31
Financial statement Marathon county training school....	31
Report Manitowoc county training school	31-34
Financial statement Manitowoc county training school....	34
15. County schools of Agriculture and Domestic Economy.....	35-40
Marathon county school of Agriculture and Domestic Econ- omy	35
Course of study for girls	35
Course of study for boys	37
Dunn county school of Agriculture and Domestic Economy	37
Outline of courses for boys	37
Outline of course for girls	39
General statement	39-40
16. Consolidation of school districts, and transportation of rural school pupils at public expense	41-62
17. State graded schools	63-67
18. Free high schools	67-76
19. Manual training and commercial education.....	77-81
20. Teachers' Institutes	82-103
21. Schools for the deaf	104-105
22. Distribution and sale of dictionaries	105
23. Sale of school codes	105

Contents.

PART II. STATISTICAL TABLES.

1. Counties—	PAGE.
Census statistics, 1900-1901	2-3
Census statistics, 1901-2	70-71
Enrollment and attendance, 1900-1901	4-5
Enrollment and attendance, 1901-2	72-73
Teachers' certificates, 1900-1901	6-8
Teachers' certificates, 1901-2	74-76
Teachers and township libraries, 1900-1901	9-11
Teachers and township libraries, 1901-2	77-79
Financial receipts, 1900-1901	12-14
Financial receipts, 1901-2	80-82
Financial disbursements, 1900-1901	15-17
Financial disbursements, 1901-2	83-85
2. Cities—	
Census statistics, enrollment and attendance, 1900-1901	18-19
Census statistics, enrollment and attendance, 1901-2	86-87
Teachers, salaries, certificates, 1900-1901	20-21
Teachers, salaries, certificates, 1901-2	88-89
Financial receipts, 1900-1901	22-23
Financial receipts, 1901-2	90-91
Financial disbursements, 1900-1901	24-25
Financial disbursements, 1901-2	92-93
3. Free high schools, four years courses—	
Qualification of principals, teachers employed, enrollment, 1900-1901	26-31
Qualification of principals, teachers employed, enrollment, 1901-2	94-100
Attendance, pupils in different branches, cost of instruction, average age of pupils, 1900-1901	32-37
Attendance, pupils in different branches, cost of instruction, average age of pupils, 1901-2	101-107
Graduates, tuition, 1900-1901	44-49
Graduates, tuition, 1901-2	108-113
Salaries, pupils enrolled by grades, free text books, apportionment, 1900-1901	38-43
Salaries, pupils enrolled by grades, free text books, apportionment, 1901-2	114-119

Contents.

	PAGE.
4. Free high schools, three years courses—	
Qualification of principals, teachers employed, enrollment, 1900-1901	50-51
Qualification of principals, teachers employed, enrollment, 1901-2	120-121
Attendance, pupils in different branches, cost of instruction, average age of pupils, 1900-1901.....	52-53
Attendance, pupils in different branches, cost of instruction, average age of pupils, 1901-2	122-123
Salaries, pupils enrolled by grades, free text books, apportionment, 1900-1901	54-55
Salaries, pupils enrolled by grades, free text books, apportionment, 1901-2	126-127
Graduates, tuition, 1900-1901	56-57
Graduates, tuition, 1901-2	124-125
5. Independent high schools, four year courses, 1901-2.....	128-131
6. State graded schools,—first class, 1901-2	132-135
State graded schools—second class, 1901-2	136-139
7. Teachers' Institutes, 1900-1901	58-60
Teachers' Institutes, 1901-2	140-142
Teachers' Institutes, Chap. 331, Laws of 1895, 1900-1901..	61-63
Teachers' Institutes, Chap. 331, Laws of 1895, 1901-2.....	143-145
8. Private schools, cities, 1900-1901	64
Private schools, cities, 1901-2	147
Private schools, counties, 1900-1901	65
Private schools, counties, 1901-2	146
9. School buildings and accommodations, counties	148
School buildings and accommodations, cities	149
10. Apportionment of school fund	66
11. Colleges, academies, seminaries, 1900-1901	67-69
Colleges, academies, seminaries, 1901-1902	150-152
12. Fines	153-154

TENTH BIENNIAL REPORT

OF THE

STATE SUPERINTENDENT.

November 1, 1902.

To the Legislature of Wisconsin:—

The close of the biennial period in the administration of state affairs is made by law, the occasion of submitting to your honorable body a report by the state superintendent, setting forth the condition of the public school system of the state, and the development of educational interests during that period.

I take pleasure in submitting herewith my report for the biennial period ending June 30, 1902, through his Excellency, the governor of the state.

L. D. HARVEY,
State Superintendent.

Statistical Tables.

GENERAL SUMMARY.

CENSUS.	1899- 1900.	1900- 1901.	1901- 1902.	During biennial period from June 30, 1900, to June 30, 1902.	
				Decrease	Increase
Number between 4 and 20 residing in the state.....	731,063	743,527	751,699	20,636
Number between 7 and 14 residing in the state.....	359,424	367,861	*	8,437
Number between 7 and 14 who attended public school 12 weeks or more.....	271,700	285,764	*	14,064
Number between 7 and 14 who attended private school 12 weeks or more.....	61,290	63,423	*	2,133
ENROLLMENT IN PUBLIC SCHOOLS.					
Number between 4 and 20.....	444,343	445,553	453,711	9,368
Number under 4.....	298	303	288	10
Number over 20.....	501	348	367	134
Total number.....	445,142	446,204	454,366	9,224
SOME PERCENTAGES.					
Per cent. of the whole number of persons in the state between 4 and 20 enrolled in public schools.....	60.7	59.9	60.3	.4
Per cent. of those between 7 and 14 who attended public schools 12 weeks or more.....	75.5	77.6	*	2.1
Per cent. of those between 7 and 14 who attended private schools 12 weeks or more.....	17.0	17.2	*	.2
Per cent. of those between 7 and 14 who did not attend any school 12 weeks.....	7.0	5.0	*
SCHOOL HOUSES.					
Number of school houses in the state.....	7,242	7,179	7,357	115
Seating capacity of all public school houses.....	524,192	518,525	540,173	15,981
TEACHERS.					
Number of male teachers employed.....	2,403	2,213	2,169	234
Number of female teachers employed.....	10,660	10,913	11,234	574
Total number employed.....	13,033	13,156	13,403	340
Average monthly wages of male teachers (outside of cities).....	\$13 84	\$17 99	\$50 93	\$7.09
Average monthly wages of female teachers (outside of cities).....	31 79	32 67	33 19	1 40
TEACHERS' QUALIFICATIONS.					
Number of normal teachers employed, graduates, in counties.....	551	804	931	380
Number of normal teachers employed, under-graduates, in counties.....	1,399	1,675	1,571	172
Number of teachers holding state certificates, in counties.....	533	508	772	239
First grade certificates granted:					
By county superintendents.....	457	541	409	48
By city superintendents.....	175	116	176	1
Second grade certificates granted:					
By county superintendents.....	1,636	1,755	1,604	35
By city superintendents.....	161	165	171	10
Third grade certificates granted:					
By county superintendents.....	5,310	5,007	5,004	306
By city superintendents.....	459	362	378	81
Certificates limited to less than one year, in counties.....	645	514	519	126
Total number of certificates granted.....	8,843	8,490	8,250	593
Applicants refused certificates by county superintendents.....	1,783	2,024	1,232	553

* For one year only.

Statistical Tables.

SUMMARY OF FREE HIGH SCHOOLS.

FOUR YEARS COURSE.	1899-1900	1900-1901.	1901-1902.	During biennial period from June 30, 1900, to June 30, 1902.	
				Decrease	Increase.
Number of such schools	163	167	175		12
Number of teachers employed	591	671	668		77
Number of pupils under 20 enrolled	15,152	15,867	15,873		721
Number of pupils over 20 enrolled	241	227	253		12
Number of pupils in English branches only	8,461	8,806	9,141		680
Number of pupils in German	3,838	3,802	3,448	390	
Number of pupils in Latin	3,764	3,840	3,262	502	
Number of pupils in Greek	70	49	31	39	
Number of graduates this year	2,023	2,079	2,132		109
Number of graduates since organization	20,951	23,389	25,521		4,570
Number of non-resident pupils enrolled	2,797	3,036	3,597		800
Average salary of assistants	\$506 90	\$503 11	\$499 01	\$7 89	
Average salary of principals	\$1,105 25	\$1,106 48	\$1,086 87	\$18 38	
Number of principals with salary \$1,000 or over	105	108	116		11
Number of female principals	3	3	3		
Number of schools with average attendance less than 25	4	5	4		
THREE YEARS COURSE.					
Number of such schools	56	54	47		9
Number of teachers employed	73	73	61		12
Number of pupils under 20 enrolled	2,001	1,802	1,590		414
Number of pupils over 20 enrolled	25	18	8		17
Number of pupils in English branches only	1,971	1,757	1,577	394	
Number of pupils in German	18	50	35		17
Number of pupils in Latin					
Number of graduates this year	310	343	278	32	
Number of graduates since organization	2,636	2,271	2,549	87	
Number of non-resident pupils enrolled	586	510	545	41	
Average salary of assistants	\$323 19	\$256 02	\$292 42	\$30 77	
Average salary of principals	\$675 35	\$683 47	\$695 04		\$19 69
Number of principals with salary \$1,000 or over	2	2	2		
Number of female principals	2	1	1		1
Number of schools with average attendance less than 25	25	19	19		6
TOTALS IN BOTH COURSES.					
Male assistants	111	126	112		1
Female assistants	334	395	395		61
Principals holding state certificates	49	36	41		8
Principals holding university or college diplomas	65	75	74		9
Principals holding normal school diplomas or certificates	105	109	107		2

Statistical Tables.

SUMMARY OF FREE HIGH SCHOOLS - Continued.

INDEPENDENT HIGH SCHOOLS.	1899-1900	1900-1901.	1901-1902.	During biennial period from June 30, 1900, to June 30, 1902.	
				Decrease	Increase.
Number of such schools			13		
Number of teachers employed ..			144		
Number of pupils under 20 enrolled			4,088		
Number of pupils over 20 enrolled			43		
Number of pupils in English branches only			1,189		
Number of pupils in German			1,405		
Number of pupils in Latin			1,515		
Number of pupils in Greek			107		
Number of graduates this year			455		
Number of graduates since organization			5,022		
Number of non-resident pupils enrolled			209		
Average salary of assistants			\$778 58		
Average salary of principals			\$1,678 85		
Number of principals with salary \$1,000 or over			13		

SUMMARY OF CITIES HAVING CITY SUPERINTENDENTS.

	1899-1900.	1900-1901.	1901-1902.	During biennial period from June 30, 1900, to June 30, 1902.	
				Decrease	Increase.
Number of children between 4 and 20 years of age	247,974	254,735	257,930		9,224
Number of children between 7 and 14 years of age	101,446	116,504	120,115		3,611
Number of children between 7 and 14 who have attended public school 12 weeks or more	69,135	76,551	80,540		3,989
Enrollment of children between 4 and 20 in public schools	127,878	129,394	132,104		4,226
Number of school buildings	387	388	405		18
Seating capacity	127,365	130,793	137,387		10,021
Teachers employed	2,861	2,964	3,099		238
Average salary of male teachers	\$918 24	\$928 41	\$956 24		\$38 00
Average salary of female teachers	\$408 92	\$416 03	\$482 81		\$73 89

Statistical Tables.

STATE CERTIFICATES AND DIPLOMAS.

	During biennial period from June 30, 1898, to July 1, 1900.	July 1, 1900, to June 30, 1901.	July 1, 1901, to June 30, 1902.	During biennial period from June 30, 1900, to July 1, 1902.	
				Decrease	Increase.
Number of unlimited state certificates granted on examination	13	7	3	3
Number of limited state certificates granted on examination	17	14	5	2
Number of county superintendent's certificates granted	40	14	7	19
Number of diplomas of State University countersigned	105	54	56	5
Number of diplomas and certificates of Wisconsin Normal Schools countersigned	1,048	451	361	236
Number of state certificates granted on diplomas of colleges and universities of this state other than the University of Wisconsin	46	27	17	2
Number of state certificates from other states countersigned	6	1	5
Number of state certificates granted on diplomas of colleges and universities outside of Wisconsin	26	20	17	11

COMMON SCHOOL FUND.

	1900.	1901.	1902.	Decrease.	Increase.
Amount of common school fund	\$3,552,473 42	\$3,556,769 33	*\$3,575,668 37	*\$23,194 95
Income of common school fund	198,769 43	210,013 62	172,374 89	*\$26,394 51
Income from one mill state tax	623,000 00	630,018 02	1,436,284 00	\$11,284 00
Total income	823,769 43	840,031 64	1,608,658 89	784,889 46
Number of acres of unsold land	32,547 78	32,380 00	32,360 79	186 99

* For fiscal year ending June 30, 1902.

School Finances.

COMMON SCHOOL FINANCES.

RECEIPTS.	1900.	1901.	1902.	Decrease	Increase.
Amount on hand June 30					
From local taxes ..	\$1,400,520 63	\$1,505,437 37	\$1,569,728 30	\$189,207 67
From taxes levied by county boards.....	3,725,401 45	3,903,028 58	3,937,924 02	212,522 57
From school fund income	791,252 13	811,269 60	827,451 59	36,199 46
From all other sources	776,132 14	797,390 40	1,571,135 97	795,003 83
	516,272 10	652,832 04	717,469 58	201,197 48
Total	\$7,203,578 45	\$7,670,007 99	\$3,623,709 46	\$114,131 01
DISBURSEMENTS.					
For building and repairing	\$535,247 44	\$711,208 24	\$773,510 97	\$188,263 53
For apparatus, furniture, etc.	119,997 73	143,031 92	155,341 08	35,343 35
For old indebtedness	242,354 79	235,019 29	257,894 42	15,539 63
For teachers' wages ..	3,760,211 62	3,909,534 38	4,109,488 44	349,276 82
For all other purposes	1,027,912 87	1,117,698 40	1,181,403 97	153,491 10
Total	\$5,735,724 45	\$8,116,492 23	\$3,477,638 85	\$741,914 43
Balance on hand June 30	1,486,687 21	1,553,515 76	2,146,070 58	659,383 37
EXPENDITURES PER INDIVIDUAL.					
Per capita of those of school population between 4 and 20:					
In cities having superintendents	9 03	9 60	9 78	75
In counties outside cities	7 08	7 50	8 00	92
Per capita on those enrolled between 4 and 20:					
In cities having superintendents	18 09	18 91	19 10	1 01
In counties outside cities	10 81	11 60	11 98	1 17
Per capita for teachers' wages only on those enrolled between 4 and 20:					
In cities having superintendents	11 83	12 21	12 58	72
In counties outside cities	7 08	7 36	7 61	53

NORMAL SCHOOL FINANCES

	1900.	1901.	1902.
Total receipts from all sources	\$353,132 23	\$319,642 18	\$365,218 08
Total disbursements	284,759 73	332,173 35	357,159 96
Balance	\$73,372 50	*12,541 17	\$8,058 12
Cash on hand at close of biennial period			\$129,959 63

*Excess of disbursements over income for the year.

University Finances.

UNIVERSITY FINANCES, 1900—1901.

RECEIPTS.

From State Appropriations:	
Chapter 62, Laws 1887, Agricultural Institutes.....	\$12,000 00
Chapter 418, Laws 1887, Washburn Observatory.....	3,000 00
Chapter 170, Laws 1899	268,000 00
Chapter 150, Laws 1901	10,533 33
From United States Appropriations:	
Treasurer United States for Experiment Station (Hatch Fund)	15,000 00
Treasurer United States for Agriculture and Mechanic Arts (Morrill)	25,000 00
From Productive Funds:	
Income from productive University Fund.....	12,014 79
Income from productive Agricultural College Fund.....	15,735 67
From Miscellaneous:	
Students' fees, tuition, etc.	74,240 50
Students for laboratory supplies	17,392 28
Matron Ladies' Hall	1,200 11
Interest on bank deposits	380 12
Material sold	118 55
Rents	254 90
Advertising in and sale of Agricultural Institute Bulletins..	1,343 45
University extension fees	40 00
Library fines	13 46
Use of pianos	182 00
Agricultural college sales, proceeds of material after being used for experimental purposes.....	34,431 90
Agricultural College license fees	125 00
Historical Library Commission for heat	2,906 13
Sabres sold	19 35
Repairs paid by students	2 00
Rebate railroad fare	44 32
From Gifts:	
Interest on Jackson Bequest (part)	340 45
Interest Amelia Doyon bequest	340 14
August Uihlein fellowship	400 00
Alumni fellowship	312 00
Biblical Alliance of Wisconsin	690 00
Hebrew Lectureship and Scholarship Society	250 00
Madison German Philological scholarship	125 00
John C. Freeman scholarship	250 00
William F. Allen scholarship	250 00
Henrik Wergeland Scholarship, two years	400 00
School of Commerce Library fund.....	2,000 00
School of Economics Library fund.....	2,480 00
Robert Owen Collection fund	5 00
Wisconsin Municipal League scholarship	155 00
B. K. Miller scholarship, two years	100 00
Sheboygan Graduate Scholarship in German Philology.....	52 50
Historical Library for black-boards built.....	213 06

University Finances.

DISBURSEMENTS.

Agricultural College and Experiment Station.....	\$96,261	31
College of Letters and Science	152,420	73
College of Mechanics and Engineering.....	57,011	91
Administration	16,867	03
College of Law	15,418	49
School of Education and University Extension..	10,995	47
Washburn Observatory	5,705	49
General Library	12,189	02
Laboratory supplies	14,599	72
School of Pharmacy	8,831	75
Agricultural Institutes	13,737	99
Summer Session	7,464	86
Repairs	13,008	18
Heat and light	22,506	92
Printing and advertising	5,305	77
General account	3,750	11
Roads and grounds	3,427	73
Chapter 239, Laws 1899	9,740	47
Engineering building	32,225	07
Insurance fund (shop repairs)	3,545	45
Historical Library commission	65	82
Historical Library building (account expense joint use)	3,754	44
Germanic Library fund	284	83
School of Economics Library fund	426	00
School of Commerce Library fund	765	56
University Hall	1,383	81
W. F. Allen graduate scholarship	250	00
J. C. Freeman graduate scholarship	425	00
Alumni fellowship	312	00
Uihlein fellowship	400	00
Fred Vogel, Jr., scholarship	125	00
Hebrew scholarship	250	00
Madison graduate scholarship in German phil- ology	250	00
Henrik Wergeland scholarship	200	00
B. K. Miller scholarship	50	00
Amelia E. H. Doyon bequest income	264	21
Robert Owen collection	165	00
Bills payable	14,000	00
Wisconsin Municipal League scholarship	155	00
Johnson Endowment fund, loaned through treas- urer	5,090	00
Biblical Alliance scholarships	690	00
Jackson Bequest income	1,037	00
Lewis Medal fund income	18	00
Stein Bequest, loaned through treasurer.....	1,000	00
William Jennings Bryan Prize fund, loaned through treasurer	250	00
Johnson Endowment fund income	300	00
Total receipts and disbursements.....	\$502,341	01
Balance September 30, 1900	106,146	67
Balance September 30, 1901	71,562	54
	\$608,487	68
	\$608,487	68

University Finances.

UNIVERSITY FINANCES, 1901-2.

RECEIPTS.

From State Appropriations:		
Chapter 62, Laws 1887, Agricultural Institutes	\$12,000	00
Chapter 418, Laws 1887, Washburn Observatory	3,000	00
Chapter 322, Laws 1901	289,000	00
Chapter 322, Laws 1901, Agricultural Building (part).....	50,000	00
From United States Appropriations		
Treasurer United States for Experimental Station (Hatch Fund)	11,250	00
From Productive Funds:		
Income from Productive University fund	11,097	59
Income from Productive Agricultural College fund	13,331	43
From Miscellaneous:		
Bills payable (temporary loans from State Trust fund)....	50,000	00
Students' fees, tuition, etc.	72,806	73
Students for laboratory supplies	16,500	00
Rents	1,079	54
Interest on bank deposits	269	46
Material sold	246	10
Advertising in and sale of Institute Bulletins.....	1,341	65
University Extension lecture fees	20	00
Refunds and rebates	136	74
Library fines	13	48
Use of pianos	183	50
United States treasurer for soil tubes made.....	50	85
Johnson Endowment Fund, refunds to principal by—		
F. H. Sanders	\$40	00
H. H. Moe	47	08
Sarah G. Reindal	30	00
		117 08
Sales of creamery and farm products after use for instruc- tion and experimentation	33,347	41
Fertilizer license fees	275	00
Feeding stuffs license fees	925	00
Tests dairy cows (refunds by owners).....	1,428	87
From Gifts:		
Interest on Jackson bequest (through treasurer).....	726	19
Interest Amelia E. H. Doyon bequest	216	30
Alumni Fellowship balance, 1900-1901	88	00
Alumni Fellowship, account 1901-1902	152	05
August Uihlein Fellowship	400	00
Milwaukee Social Settlement Fellowship	350	00
William F. Allen Scholarship	250	00
John C. Freeman Scholarship	250	00
Sheboygan Graduate Scholarship	300	00
Hebrew Lectureship and Scholarship Society	240	00
Pennoyer Scholarship	50	00

University Finances.

DISBURSEMENTS.

Agricultural College and Experiment Station.....		\$95,984 46
College Letters and Science		173,012 66
College Engineering		60,486 98
Administration		12,058 80
College of Law		12,936 74
Observatory		6,131 65
General Library		10,891 79
Laboratory Supplies		14,231 96
School of Pharmacy		8,508 22
Agricultural Institute fund		13,206 50
Summer Session		1,150 19
Repairs		8,647 96
Heat and light		27,754 21
Printing and advertising		4,023 76
General account		10,790 92
Roads and grounds		3,131 10
Chapter 239, Laws 1899—35 M.		7,911 18
Engineering building		1,025 00
Agricultural College building		22,000 00
Historical Library building (expense joint use) ..		329 76
School Economics Library fund		839 64
School Commerce Library fund		555 32
William F. Allen graduate scholarship.....		250 00
John C. Freeman graduate scholarship.....		250 00
August Uihlein fellowship		400 00
Sheboygan Graduate Scholarship in German Phil- ology		300 00
Alumni fellowship (part)		248 00
Hebrew fellowship (part)		160 00
B. K. Miller scholarship		50 00
Milwaukee Social Settlement fellowship		350 00
Amelia E. H. Doyon scholarships		266 32
Pennoyer scholarship		50 00
Johnson Endowment fund interest		312 58
Jackson Bequest interest		1,000 00
Lewis Prize fund interest		18 00
Henrik Wergeland scholarship book fund.....		78 05
Lewis Medal fund (loan)		100 32
Johnson Endowment fund (loan)		500 00
United States soil tubes		11 71
Bills payable (temporary loans repaid).....		50,000 00
Total receipts and disbursements	\$571,442 97	\$549,953 78
Balance September 30, 1901	71,562 54
Balance June 30, 1902	93,051 73
	\$643,005 51	\$643,005 51

RECAPITULATION.

Total receipts and disbursements for two years..	\$1,073,783 98	\$1,086,876 92
Balance September 30, 1900	106,146 67
Balance June 30, 1902	93,051 73
	\$1,179,930 65	\$1,179,930 65

(For detail of disbursements see Report of Board of Regents of University.)

Statistical Tables.

RECAPITULATION.

Disbursements.	1899-1900.	1900-1901.	1901-1902.
Amount expended in support of university	\$592,797 46	\$536,925 14	\$549,953 78
Amount expended for normal schools	284,759 73	320,663 87	344,179 96
Amount expended for common schools, including high schools	5,735,724 45	3,669,038 77	6,477,638 83
Amount for salaries and allowances to county superintendents	71,475 00	72,723 50	74,749 00
Amount for maintenance of teachers' institutes	11,298 55	11,509 48	12,980 00
Amount supplied by the state for the maintenance of day schools for the deaf	25,749 64	23,613 62	26,075 28
Amount paid for Webster's dictionaries—first supply to school districts	1,890 00	1,615 00	1,818 00
Amount supplied by the state for the maintenance of manual training departments	500 00	3,500 00	2,250 00
Amount supplied by the state for the maintenance of county training schools	2,500 00	3,352 35	5,544 30
Totals	\$3,726,694 83	\$1,618,028 73	\$7,495,219 20

COMPARISON OF AVERAGE WAGES.

Number of teachers and enrollment in counties outside of cities from 1885 to 1902, inclusive.

Years.	Av. wages, male teachers.	Av. wages, female teachers.	Number male teachers.	Number female teachers.	Total enrollment between 4 and 20 years of age.	Total number of teachers employed.
1885.....	\$14 75	\$28 20	2,296	7,504	239,372	9,800
1886.....	42 61	28 15	2,214	7,718	268,351	9,929
1887.....	42 25	29 58	2,221	7,846	262,214	8,852
1888.....	43 94	28 91	2,300	7,718	265,477	10,123
1889.....	44 50	29 00	2,216	8,273	269,093	10,489
1890.....	43 50	29 00	2,222	8,302	273,561	10,524
1891.....	44 96	29 65	2,138	8,540	274,877	10,678
1892.....	45 00	29 40	2,039	8,443	270,325	10,532
1893.....	48 70	29 48	2,003	8,478	275,840	10,481
1894.....	No av. reported.		2,081	8,311	283,717	10,432
1895.....	44 68	29 78	2,107	7,972	309,257	10,079
1896.....	47 01	31 02	2,176	7,712	298,530	9,848
1897.....	44 50	30 38	2,218	7,532	306,644	9,800
1898.....	41 00	29 50	2,366	7,434	306,574	9,800
1899.....	41 89	29 75	2,247	7,496	314,150	9,743
1900.....	43 84	31 73	2,076	8,123	316,465	10,202
1901.....	47 99	32 67	1,908	8,241	316,159	10,192
1902.....	50 93	33 19	1,819	8,485	321,607	10,304

DIPLOMAS AND CERTIFICATES.

Issued and countersigned by state superintendent.

	All previous to July 1, 1900.	July 1, 1900, to July 1, 1902.
Normal Schools.....	3,061	812
University.....	476	110
Private colleges.....	192	44
Milwaukee high school.....	90	12
State certificates.....	431	29
Foreign diplomas and certificates.....	137	38
County superintendents' certificates.....	137	21
Totals.....	4,524	1,066

TABLE A.

Enrollment of pupils classified in counties, not including cities having superintendents, for the year ending June 30, 1902.

Counties.	5 or less than 5.	No. schools in counties enrolling more than 5 and less than 11 pupils.	More than 10 and less than 16.	More than 15 and less than 21.	More than 20 and less than 26.	More than 25 and less than 31.	More than 30 and less than 36.	More than 35 and less than 41.	More than 40 and less than 46.	More than 45 and less than 51.	More than 50 and less than 56.	More than 55 and less than 61.	More than 60.
Totals....	41	210	391	649	922	898	885	745	634	524	430	272	840
Adams.....	1	4	14	16	12	9	10	5	12	4	2	3	1
Ashland.....	7	5	16	8	6	7	5	2	4	1	1	1	5
Barron.....	1	1	5	5	11	11	15	15	15	11	7	4	21
Bayfield.....	4	4	5	6	6	8	10	10	10	10	6	4	6
Brown.....			3	3	3	8	5	5	9	4	8	6	34
Buffalo.....	1	6	4	6	10	6	12	12	10	5	4	7	12
Burnett.....	2	2	1	3	6	7	5	7	3	8	4	2	2
Calumet.....			9	8	10	7	13	5	10	4	4	4	7
Chippewa.....	2	3	8	19	22	36	24	7	11	5	1	4	11
Clark.....		2	3	9	10	11	12	23	18	17	12	12	13
Columbia.....		4	7	15	24	22	18	13	12	7	3	5	15
Crawford.....	1	1	5	6	16	10	13	12	15	8	9	6	11
Dane.....	1	4	19	31	32	44	31	20	24	16	13	5	28
Dodge.....	1	4	12	28	27	28	26	22	9	8	8		21
Door.....			3	2	3	6	7	13	6	6	6	7	16
Douglas.....		10	7	5	2	4		1	1	1	1	1	4
Dunn.....			4	6	15	11	20	7	12	12	10	9	18
Eau Claire.....	2	1	5	5	10	6	9	11	8	4	3	4	8
Florence.....		1	4	2	3	2			1	5	2	1	4
Fond du Lac.....		6	8	20	21	27	25	10	14	9	3	7	12
Forest.....		3	2	1		1			1	1		1	2
Gates.....		1	4	3	7	3	5	2	2	2	2	1	7
Grant.....	2	12	24	30	37	29	18	14	8	8	4	2	22
Green.....	7	2	5	12	19	18	16	12	10	11	6	7	6
Green Lake.....	1	5	7	10	20	18	10	4	1		3		6
Iowa.....	1	8	10	13	16	19	18	12	6	5	2	1	16
Iron.....		1	3	2	4	2	1	3	2	2		2	15

STATE SUPERINTENDENT.

Special Statistical Tables.

Jackson.....			5	9	10	9	10	16	12	6	5	6	9
Jefferson.....	4		6	12	22	34	10	9	5	5	6	2	12
Juneau.....	4		8	12	12	24	25	17	14	14	7	4	6
Kenosha.....	3		12	3	15	9	9	4	8				1
Kewaunee.....						2	6	3	5	8	4	5	37
La Crosse.....	1		2	2	7	14	15	12	13	2	4	3	4
Lafayette.....	2	4	15	8	20	20	9	9	5	10	6		10
Langlade.....	3	11	4	5	5	5	3	9	8	5		2	7
Lincoln.....	2	2	4	18	14	9	4	1	2	1	1	2	3
Manitowoc.....	1	1	2	2	10	6	11	14	23	22	20	10	36
Marathon.....	1	7	7	13	7	7	9	10	7	9	10	8	12
Marinette.....	4	4	5	5	4	3	4	6	8	11	7	5	20
Marquette.....	6		12	19	11	10	5	3	2	3	1	1	1
Milwaukee.....				2	3	2	6	16	2	5	6	5	28
Monroe.....		4	3	12	25	25	30	15	30	9	13	4	11
Oconto.....				2	6	4	10	4	4	8	8	2	20
Oneida.....		7	5	10	2	3	5	5	3	4	6	3	5
Outagamie.....		1	3	8	17	10	16	15	13	16	7	5	21
Ozaukee.....				6	4	7	9	8	5	4	3	4	8
Pepin.....		1		3	6	5	2	8	7	3	3	4	6
Pierce.....		2	3	5	5	13	12	18	11	3	6	8	25
Polk.....	1	3	2	6	10	7	15	12	23	15	6	8	14
Portage.....		1	2	3	12	24	12	21	10	8	7	4	10
Price.....	1	9	6	18	6	9	4	9	4	6	7	5	8
Racine.....	1	2	4	15	15	7	9	5	3	3	11	1	10
Richland.....		1	3	6	11	24	15	20	9	8	6	6	11
Rock.....	1	9		34	28	28	24	21	28	7	6	4	6
St. Croix.....			6	12	18	9	9	16	19	4	11	1	21
Sauk.....			9	20	30	29	23	13	15	3	7	3	1
Sawyer.....	1	5	4	5	3	1	2	1	1	3	1		7
Shawano.....		1	2	4	12	8	21	16	12	12	15	9	22
Sheboygan.....			2	8	14	9	24	22	11	12	9	2	18
Taylor.....	2	8	8	7	12	9	9	9	9	4	1	2	8
Trempealeau.....		1	3	1	16	10	3	17	17	23	8	7	15
Vernon.....			8	12	24	20	50	22	14	10	14	7	5
Vilas.....	2	6		1									6
Walworth.....	1	12	18	25	19	9	7	3	8	7	2	1	1
Washburn.....	4	4	6	5	6	3	5	9	9	2	3	1	2
Washington.....	2	6	6	11	13	9	11	7	7	8		6	17
Waukesha.....	3	4	6	10	13	21	19	16	13	24	49	8	5
Waupaca.....	1	2	12	24	16	17	15	10	10	13	10	7	15
Waushara.....	2	6	5	11	27	6	17	13	4	4	1	3	10
Winnebago.....		5	14	6	18	18	15	16	16	6	1	3	5
Wood.....	1	4	6	15	16	16	11	7	7	22	6	6	24

TABLE B.
Teachers' wages classified, in counties, not including cities having superintendents, 1901-1902.

Counties.	Less than \$20 per month.		No. teachers who receive not less than \$20 nor more than \$25 per month		Not less than \$26 nor more than \$35 per month.		Not less than \$36 nor more than \$45 per month.		Not less than \$46 nor more than \$50 per month.		Not less than \$51 nor more than \$60 per month.		Not less than \$61 nor more than \$70 per month.		More than \$70 per month.	
	Male.	Female	Male.	Female	Male.	Female	Male.	Female	Male.	Female	Male.	Female	Male.	Female	Male.	Female
Totals.....	11	80	107	2,093	317	2,965	351	1,414	259	686	142	323	161	162	320	177
Adams.....	1	3	1	56	4	12	1	2		2					1	
Ashland.....			1	8	1	10	3	16							10	42
Barron.....			1	30	7	81	13	24	5	10	1	3	3	3	1	3
Bayfield.....							2	4	7	35	3	26		9	3	2
Brown.....		1		17	1	35	6	11	6	8	1	1	4			1
Buffalo.....			1	18	5	39	9	21	14	6		3	3	4	4	1
Burnett.....						42	1	4	1	4						
Calumet.....				30	4	21	4	11	1	6	1		3	1	1	
Chippewa.....				6	4	113	4	28	2	6	1	1	2	2	1	1
Clark.....			1	13	10	116	5	27	7	11	2	4	2		9	3
Columbia.....		18	17	98	9	42	4	28	10	8	1	7		2	9	2
Crawford.....		5	1	62		20	7	9	5	2			3		2	
Dane.....				101	10	129	9	67	6	36	2	7	3	5	7	2
Dodge.....		2	6	77	21	66	13	29	7	10	5	9	6	3	11	5
Door.....				2	6	19	3	23	4	10	7	2	5	1		
Douglas.....							11	1	30	1	3	2	1	3	1	1
Dunn.....				7	6	93	9	37	2	7	1		2		3	
Eau Claire.....				4	8	82	6	10		7	1	2		4	5	1
Florence.....								5		5	1	10		2	1	
F'd du Lac.....			1	80	2	82	8	12	1	9	2	2	1		4	1
Forest.....						3	1	3	2	7					1	
Gates.....					4	20	3	17		4	2	3	2			2
Grant.....		7		172	12	50	5	18	7	10	5		7		10	6
Green.....			3	60	11	71	13	26	2	5	1	1			4	
Gr'n Lake.....		1	1	39	1	31	3	13	2	3	1	4			4	1
Iowa.....			5	76	8	35	3	9	2		1	2	2	5	7	
Iron.....				1		1		1		11		16	3	5	5	1

Jackson			2	11	6	109	10	13	3	7	1	1	1		4	3
Jefferson	3			50	5	60	6	30	1	12	1	3	1		8	6
Juneau		6		101	1	19	1	23	2	10	5	5	4		6	5
Kenosha				5	1	15	2	17	2	14	4	2			5	
Kewaunee				6	9	13	9	8	6	4	5	1				
La Crosse		1		21	1	29	6	11	1	5	8	3				
Lafayette		4		29	3	38	3	37	1	1	1	3				
Lansdale					1	30	1	30	2	9			2			10
Lincoln					3	45	4	5	3	2			1			
Manitowoc			7		5	22	17	20	14	27	12	13	12	8	16	7
Marathon			1		4	37	7	40	11	7	3	2	5		3	
Marinette						14	1	2	1	16	3	3		4	7	
Marquette	1	14	1	34	2	12	2	2	2	2	1	1				2
Milwaukee						5		13	1	24	2	33	8	21	17	4
Monroe		5	10	115	8	38	5	17	4	13		9	2	2	8	4
Oconto				8	5	29	5	28	1	5		1	3	1		1
Oneida						1	2	23	2	11		12	1	3	1	2
Outag'mie	1			25	5	73	4	27	6	5			4			
Ozaukee				3	1	11	3	14	3	9		4	1	1	14	1
Pepin				4	2	35	2	3			3	7	1		2	1
Pierce	1			3	5	66	11	51	10	6		4	12	7	3	3
Polk				6	4	71	10	39	3	8		3	1	2	6	4
Portage		2	1	76	8	52	3	7	4	1		1	2		2	
Price					1	26	3	33	2	20		5	1	3	5	1
Racine			2	13	1	37	2	11	1	8		6		6	3	3
Richland	9	4	11	105	18	35	3	13	7	4		1	1	1	3	2
Rock		3	2	71	4	66	3	26	3	26		4	10	3	8	2
St. Croix				12	3	72	3	45	8	21		4	14	4	6	3
Sauk			4	55	12	73	3	17		1					1	
Sawyer						1	19			8		1		2	2	1
Shawano			1	13	5	55	11	31	2	3		2	3	4	3	
Sheboygan			1	23	3	45	6	22	9	10		8	4	2	8	3
Taylor				4		34	8	18	3	8		1	7	1	4	1
Trempe'lu	1		2	50	5	51	2	16	5	14		1	2	1	4	1
Vernon	4		11	123	10	55	18	20	3	3		6	3	2	5	2
Vilas						2	2	3	2	10		10		1	5	
Walworth	1		1	36	3	66		20		23		10		3	13	11
Washburn				13		13	1	35	1	5			3	2		
Wash'gton				11	2	39	5	27	15	2		10		4	5	4
Waukesha			1	12	6	38	8	33	4	17		7	2	2	17	8
Waupaca	1		1	37	10	77	9	11	1	2		1		1	1	
Waushara		3	2	21	7	44	2	6	4	8		1		2	1	
Winneb'go			4	40	6	63	3	14	2	1			1	3	1	
Wood				8	4	42	4	36	3	28		2		1	3	6

Special Statistical Tables.

STATE SUPERINTENDENT.

TABLE C.

Counties.	No. free high schools.	No. scho 1 districts.	No. districts furnishing free text-books.	No. schools in county with 1 dept.	No. schools with 2 or more depts.	Graded schools exclusive of high schools.	Two departments.	Three departments.	Four or more departments.
Totals.....	222	6,613	1,918	6,260	432	250	263	84	218
Adams.....	1	83	9	83	1				
Ashland.....	1	38	38	38	4	4	1		3
Barron.....	4	123	84	113	10		6	4	4
Bayfield.....	3	28	28	45	10	3	1	2	3
Brown.....	4	83	24	80	6	4	4		
Buffalo.....	3	90	21	86	8	1	4		3
Burnett.....	1	45	42	51	1		1		1
Calumet.....	3	68	3	66	7	3	6		2
Chippewa.....	4	139	90	122	4		1		3
Clark.....	6	130	100	122	5	7	3	1	7
Columbia.....	5	146	5	140	1	4	1	1	6
Crawford.....	2	100	10	86	9	9	8	1	1
Dane.....	12	256	29	225	23	7	15	1	12
Dodge.....	7	190	10	176	14	7	6	2	5
Door.....	1	88	10	64	4	4	4		
Douglas.....		20	40	4	4	5	4		1
Dunn.....		132	72	116	10	10	5	5	
Eau Claire.....	3	79	52	74	3	2			4
Florence.....	1	14	9	13	2	1		1	1
Fond du Lac.....	6	73	7	162	3	3	2	2	3
Forest.....		10	2	9	3	3	2		1
Gates.....		42	36	34	8	6	3	2	1
Grant.....	12	223	15	217	16	8	7	2	11
Green.....	2	123	23	115	2	5	2		3
Green Lake.....	1	70		64	2	6	2	1	3
Iowa.....	6	127	7	114	10		4	3	
Iron.....	1	13	10	10	8		4	1	2
Jackson.....	2	99	40	91	2		2	1	2
Jefferson.....	6	127	12	117	14		4	1	6
Juneau.....	5	112	15	104	1		1	1	5
Kenosha.....	1	62	4	58	4	4	3	1	
Kewaunee.....	2	57	1	50	6		4		2
La Crosse.....	3	68	31	63	3	3	3		2
Lafayette.....	5	126		118	7	5		4	6

Langlade.....	1	67	34	63	2	1	1	1	1	1	1	1	1
Lincoln.....	2	54	54	63	1	1	1	4	4	1	1	8	8
Manitowoc.....	2	111	8	103	4	4	4	3	3	5	1	5	1
Marathon.....	2	170	137	165	10	1	1	1	1	3	3	1	2
Marinette.....	2	52	53	50	5	5	3	3	3	2	2	10	4
Marquette.....	2	62	7	58	9	9	8	5	5	2	2	10	4
Milwaukee.....	3	74	7	52	9	8	8	5	5	3	3	4	1
Monroe.....	4	138	31	133	8	8	3	6	6	1	1	1	1
Oconto.....	1	73	24	69	8	8	3	1	1	2	2	3	3
Oneida.....	4	34	33	34	7	7	5	5	5	1	1	2	2
Outagamie.....	4	120	13	113	4	4	6	4	4	1	1	3	3
Ozaukee.....	2	59	16	51	4	4	2	2	2	2	2	2	2
Pepin.....	2	38	14	31	4	4	2	2	2	5	1	1	1
Pierce.....	4	111	23	102	11	11	6	6	6	1	1	4	4
Polk.....	2	111	74	105	3	3	2	2	2	3	3	1	1
Portage.....	3	108	30	104	4	4	3	3	3	2	2	1	1
Price.....	2	64	63	64	4	4	3	3	3	1	1	2	2
Racine.....	2	78	3	70	3	3	4	4	4	2	2	4	4
Richland.....	4	121	15	114	4	4	4	4	4	2	2	5	5
Rock.....	8	169	23	164	11	11	8	8	8	4	4	4	4
St. Croix.....	5	127	35	113	8	8	6	6	6	4	4	2	2
Sauk.....	5	162	4	147	15	15	2	2	2	6	6	4	4
Sawyer.....	1	5	5	17	2	2	9	9	9	1	1	2	2
Shawano.....	3	111	35	102	9	9	6	6	6	3	3	3	3
Sheboygan.....	5	112	1	86	14	14	5	5	5	10	10	3	3
Taylor.....	1	59	49	54	5	5	6	6	6	3	3	1	1
Trempealeau.....	4	108	34	92	13	13	11	11	11	5	5	5	5
Vernon.....	3	155	61	133	15	15	6	6	6	8	8	2	2
Vilas.....	7	10	10	10	6	6	1	1	1	3	3	2	2
Walworth.....	1	122	21	106	16	16	8	8	8	1	1	2	2
Washburn.....	2	54	39	40	2	2	7	7	7	6	6	2	2
Washington.....	4	99	6	90	7	7	11	11	11	4	4	4	4
Waukesha.....	7	117	5	106	21	21	12	12	12	3	3	3	3
Waupaca.....	1	131	21	122	6	6	5	5	5	4	4	2	2
Waushara.....	4	103	2	90	6	6	2	2	2	1	1	1	1
Winnebago.....	3	95	6	92	6	6	8	8	8	4	4	2	2
Wood.....	3	94	51	83	12	12	8	8	8	5	5	2	2

Special Statistical Tables.

STATE SUPERINTENDENT.

General Report.

GENERAL REPORT.

As some of the work undertaken through the state superintendent's office during this biennial period was begun during the preceding biennial period, it seems proper to make a summary of some of the leading results accomplished during the four years.

LEGISLATIVE.

Laws were enacted in 1899 on the question of teachers' certification, providing—

1. That graduates of colleges and universities in order that their diplomas may become state certificates, must present evidence of having studied psychology and pedagogy. Chapter 120, Laws of 1899.

2. That any city superintendent may issue certificates to teachers of special branches, as music, drawing and calisthenics after such an examination as may be provided by the school board and approved by the state superintendent. Chapter 148.

3. For the acceptance of standings obtained by the completion of studies in the state normal schools in lieu of an examination by county and city superintendents, provided such standings have been obtained within three years. Chapter 1041.

4. For the granting of unlimited certificates to persons holding diplomas from colleges, universities and normal schools in certain cases. Chapter 237.

Laws were also enacted providing for—

5. An increase in the number of months school to be maintained in each district in the state, from six to seven. Chapter 115.

6. The establishment of kindergartens in cities of the third and of the fourth class. Chapter 298.

7. Increase of special appropriation for free high schools from fifty thousand to one hundred thousand dollars. Chapter 214.

General Report.

8. An increase in the number of manual training departments that may be established in connection with free high schools and receive special state aid. Chapter 273.

9. The establishment of two county training schools for the training of district school teachers, such schools to receive state aid. Chapter 298.

10. For an increase of the institute fund from eight thousand to twelve thousand dollars. Chapter 179.

11. For an extension of the township library law to cities of the fourth class. Chapter 272.

12. For the reduction of interest on moneys borrowed by school districts from the trust funds of the state from four to three and one half per cent. Chapter 129.

Among the most important laws enacted by the Legislature of 1901 were those providing for—

1. Action at the annual school meeting for the suspension of the district school by the board and for the instruction of the pupils of the district in the school of any other district; to provide for the transportation of pupils, and for the levying of a tax for the payment of tuition of such pupils and the costs of their transportation. Chapter 351.

2. The extension of the application of the compulsory school law so as to include children between the ages of seven and fourteen, instead of those between seven and thirteen years. Chapter 251.

3. The addition of certain branches upon which teachers are required to pass an examination for first, second, and third grade certificates. Chapter 439.

4. The establishment of state graded schools of the first and second class, fixing qualifications for teachers in these schools, providing for their inspection by state school inspectors and appropriating \$60,000.00 to be apportioned among schools so established and maintained.

5. The granting of state and local certificates to kindergartners, qualifying them to teach in kindergartens supported by

General Report.

public funds. This law provides for the issuance of state certificates, either on an examination or on diplomas from incorporated kindergarten training schools having courses of study equivalent to the course adopted by the board of regents of normal schools for the kindergarten training department in connection with the Milwaukee state normal school. It also provides for the issuance of certificates by local superintendents on an examination on kindergarten subjects. Three grades of certificates are provided for, first, second, and third. Chapter 347.

6. The appointment by the county superintendent of a deputy, provided the superintendent has under his jurisdiction not less than one hundred schools. Chapter 321.

7. The payment of the traveling expenses of the county superintendent, not exceeding two hundred dollars in one year. The law makes it mandatory upon the county board to allow such sum. Chapter 52.

8. The town board of school directors in any township now organized or which may be hereafter organized under the township system of school government, acting as and constituting the free high school board for the town as a free high school district. Chapter 253.

9. The admission to any free high school in the state, of qualified pupils not residing in a free high school district, and the payment of tuition to the high school board by the towns or villages from which the pupils come. Chapter 188.

10. The establishment of two county schools of agriculture and domestic economy in counties making provision for the same, with state aid to each school to the amount of \$2,500. Chapter 288.

11. Amending the county training school law extending state aid to six such schools, making the amount of aid one-half the cost of maintenance of each school, not to exceed in any case \$2,500. Chapter 373.

12. Free public lectures on the natural sciences and kindred subjects in the public school buildings or other suitable places

General Report.

in any city. The board of education is given power to employ the lecturers and is authorized to make the necessary appropriation for the purpose of carrying the law into effect. Chapter 336.

13. The appointment by the state superintendent of an inspector of public day schools for the deaf and for the state school for the deaf at Delavan. Chapter 422.

14. The transportation of any or all pupils living in a town under the township system of school government, to and from any school or schools which the township board of school directors shall have established, payment for the same to be made out of funds provided by the town for that purpose. Chapter 351.

15. The suspension by the state superintendent, of the school in any sub-district in any town under the township system of school government, whenever the town board of school directors shall present to him satisfactory evidence that they have made proper provision for the transportation of pupils residing in any sub-district, to and from the school or schools in another sub-district or sub-districts, as the case may be. Chapter 351.

16. An increase in the institute fund from \$12,000 to \$14,000. Chapter 371.

A considerable number of other laws relating to educational matters, but of minor importance, were enacted.

ADMINISTRATIVE.

County Training Schools.

The establishment of a system of county training schools for training teachers for the district schools. Two of these schools have been in operation for three years, one of them for one year, and three more began work in September, 1902. The success of the schools longest in operation has been such as to command the hearty support of the communities in which they are organ-

General Report.

ized and to settle once for all the question of their value. The future success of these schools depends upon the care with which the teachers are selected. The counties which have already organized these schools have with large wisdom, made liberal appropriations for the payment of salaries which will command the services of the best teachers in the state. Whenever this policy shall be changed for one which will put teachers of mediocre ability in charge of the training schools they will prove failures.

County Schools of Agriculture and Domestic Economy.

The establishment of county schools of agriculture and domestic economy in two counties of the state, with state aid. These schools are designed to furnish practical instruction to country boys and girls who have completed the common school course. The course of study for these schools covers two years, and makes provision for instruction in the elements of agriculture, manual training, domestic economy, and such of the ordinary high school branches as may be carried in connection with the other work. These are the first schools of the kind to be established in the United States. In foreign countries schools similar in their scope, but organized on a somewhat different basis, have been in successful operation for a number of years.

The question of a more practical education for the country boys and girls, one which will interest them in the possibilities of farm life, is perhaps the most important educational problem before the people of this country today. If the experiment now being tried in these two schools proves successful, their establishment generally throughout the country will do much toward the solution of this problem.

Consolidation of Small Schools and Transportation of Pupils.

As a result of the agitation of this question the experiment of consolidation of small district schools and the transportation

General Report.

of pupils at public expense is being tried in not less than twenty counties in the state. In every case where the conditions have been at all favorable the experiment has proved a success. In these cases pupils have attended school more regularly, usually for longer terms, and have had better instruction and this without any increased expenditure of money. In many other counties the question is being investigated and a large degree of public interest awakened. As people become familiar with the success of these experiments in different counties, it is hoped that the small schools of from five to ten pupils will disappear by the process of consolidation with other schools.

Organization of State Graded Schools.

Since the passage of the law in 1901, providing for the organization of state graded schools of the first and second class with state aid, three hundred and twenty-five such schools have been organized. This has resulted in an improvement in the teaching force in these schools, the adoption of a uniform course of study, far better classification and grading of pupils, an improvement in the sanitary conditions of buildings and grounds, and better equipment in the way of books, charts, and apparatus. In many of these schools high school subjects are being carried on and in the near future they will develop into high schools.

Improvement of the High Schools.

The tendency always existing to change courses of study in the high school with every change of principal has been growing less during the past few years. High school boards and patrons are coming to see that constant changes and variations in the courses of study are a detriment to the progress of pupils, and such changes are now being made only when there seems to be an excellent reason for them in the development of the schools.

General Report.

During the last year the state superintendent has held conferences of high school teachers in different parts of the state, which have been attended by at least six hundred of these teachers. These conferences were each two days in length and were devoted to a discussion of practical questions in high school management and teaching. The result of these conferences with the interchange of views and experiences has been most excellent.

The law of 1901 providing for free tuition for pupils not residing in a high school district has resulted in a material increase in the number of non-resident pupils attending high schools.

Systematic Organization of the Institute Work.

As a first step toward such organization a school of instruction for institute conductors was organized and conducted in the spring of 1899. The purpose of this school was to discuss the plan of work for the institutes of the coming season, and to give specific instructions in modes of conducting institute exercises. The success of the first school and the estimation in which it was held by those who attended was such as to warrant its continuance each year since, and as a result there has been a marked improvement in the work of the institute force. Each year an institute circular has been issued outlining fully the work to be undertaken in the institutes of that year. Further details of the plan are given in connection with the report on teachers' institutes. It is the judgment of county superintendents and institute conductors that the systematic organization of the institute work which has been developed has been of the highest value.

In this connection attention is also called to the report of the work of the regular institute conductors in their visitation of district schools and their work in addressing the people in rural communities. The full report of this matter is given in connection with the report on institutes.

General Report.


Institute of Normal School Faculties.

In December, 1900, an institute of the faculties of the seven state normal schools was held for one week. This was the first attempt ever made in this country to bring together the entire force of normal school teachers in the institute system of any state, for the discussion of professional questions. The underlying purpose of the week's work was to secure a better organization and unification of the professional work in the different normal schools. It is the judgment of the board of regents and of the presidents and faculties of these schools, that the work done at that time has been productive of most excellent results. A volume of nearly five hundred pages giving the proceedings of the meeting was published by the board of regents of normal schools and has attracted the attention of educational men in all parts of the country.

Upon the whole, this period has been one of material progress in the educational work of the state.

Whatever of progress has been made is due to the hearty co-operation of superintendents, teachers, and citizens interested in educational work with the state superintendent.

L. D. HARVEY,
State Superintendent.



Buffalo County Training School for Teachers, Alma, Erected in 1902.

County Training Schools.

COUNTY TRAINING SCHOOLS.

The annual reports of the three County Training Schools in operation last year are given herewith, as it is believed they will be of interest to all who are interested in securing better teachers for the district schools.

THIRD ANNUAL REPORT OF THE DUNN COUNTY TRAINING SCHOOL FOR DISTRICT SCHOOL TEACHERS.

To Hon. L. D. HARVEY, State Superintendent, Madison, Wis.

Dear Sir:—Herewith we transmit to you the third annual report of the Dunn county teachers' training school. The school has very successfully passed through another year under the instruction of Prof. W. L. Morrison as principal and Miss M. Elizabeth Allen as assistant.

We believe that a genuine interest and faith in this school as the proper place for the training of teachers for rural schools now prevails throughout the county. The graduates of the school who have been teaching in the county have, with but very few exceptions, done strong work and given good satisfaction to patrons and pupils.

The county board at its last session saw fit to provide a permanent home for the school. One floor of the new county agricultural school building, in process of construction here, is to be allotted to the training school. This building will be completed in time for next year's work.

Annexed hereto is a report of the principal to the county superintendent relating to the work of the school in general, the quality and age of the student body, and the relation that should exist between this and other educational institutions, also a financial statement for the last year and an affidavit as to its accuracy.

Respectfully submitted,

J. H. STOUT, President,
J. E. FLORIN, Treasurer,
N. O. VARNUM, Secretary,
Training School Board.

Menomonie, Wis., July 1, 1902.

Menomonie, Wis., July 1, 1902.

To County Superintendent N. O. VARNUM, Menomonie, Wis.

Dear Sir:—Permit me to render to you the annual report of the Dunn county teachers' training school for its third year, ending June 27, 1902.

The total enrollment of students for the year has been 80. A number more sought to enroll, but for want of seating capacity, and lack of sufficient teaching force, they were refused admittance.

While this large enrollment rendered it impossible to deal with the individual student as we have done heretofore and gave the two teachers large classes to handle, yet the momentum of the school has been much greater than in either of the previous years.

During the year the principal and his assistant have each visited about ten schools in the county, noting the progress and methods of

County Training Schools.

students who have gone out from our institution to teach. We find most of them doing excellent work, but some need more assistance than it is possible for us to render and carry on our regular school duties. Something should be done at once to liberate the training school force that our teachers may be inspected in their actual service, since they are deprived of the opportunity to do practice work while students in the training school.

Our doors are always open to the students to return for consultation concerning the difficulties and successes of their experience, but it would facilitate the success of all our teachers if their work could be personally inspected several times during the year.

Many cheering reports have come to us from our graduates, and it is a notable fact that a large proportion of them have been rehired, and at advanced salaries. It is also a notable fact that we have graduated no student who has not been employed at once in the county. We have been also called upon several times to send out teachers when none could be found to supply the demand.

The graduating class this year is 33 in number, 29 ladies and 4 gentlemen. The average age of the class when they enrolled at the beginning of the year was 18.7 years. Of this class, 6 have taught, 3 were in the school 80 weeks; 13 were in 70 weeks; 2 were in 50 weeks, and 15 were in 40 weeks.

The number of students to be held over into next year is about 35. Besides these, 33 new applicants have sent in their names for admission next year.

Three of the seven state normal school presidents have visited us, each spending a day in our institution. These presidents have each assured our students, after a critical examination of their class work and course of instruction, that our graduates can complete the state normal elementary course in one year. Many of our students intend to avail themselves of this opportunity as soon as a proper service has been rendered to Dunn county as a compensation for the free tuition granted by the county.

W. L. MORRISON,
Principal.

Financial Statement for the Year Ending June 30th, 1902.

Receipts.

June 30, 1901, balance on hand.....	\$784 52
Aug. 14, 1901, received from state.....	1,605 79
Dec. 31, 1901, county appropriation.....	1,750 00
June 30, 1902, book rent, tuition, etc.....	321 90

Total receipts \$4,462 21

Disbursements.

June 30, 1902, teachers' salary	\$3,100 00
June 30, 1902, music instructor	80 00
June 30, 1902, janitor, light and heat	200 00
June 30, 1902, books	188 93
June 30, 1902, desks, chairs and maps	66 00
June 30, 1902, incidental expense	206 77

Total disbursements \$3,841 70
Balance on hand 620 51

\$4,462 21

County Training Schools.

THIRD ANNUAL REPORT OF THE MARATHON COUNTY TRAINING SCHOOL FOR DISTRICT SCHOOL TEACHERS.

HON. L. D. HARVEY, State Superintendent of Public Instruction, Madison, Wis.:

Sir:—We have the honor of submitting the third annual report of the Marathon County Training School for Teachers. The report of the principal which is attached to, and made a part of this report, gives the enrollment and other interesting statistics. Your attention is also respectfully called to the comment made by him upon the work and the present outlook for the future of the school.

Your board would recommend that the amount of annual state aid be increased to three thousand dollars a year and that the advantages of the school be opened to teachers of adjoining counties, the counties having students in the school to pay a share of the money needed on the amount above the state aid, in proportion to the number of students enrolled from each county in the school, counties in which State Normal schools are located to be excepted.

The work of the graduates of the school is good and not a single serious failure has been noted from the second year's class. The class graduated this year gives every promise of being very strong and a large number of the undergraduates have made so good a showing that they will be sent out to teach, the regular diploma being withheld until they make up the work they lack of completing the full course.

We hope to open the next year's work in the new county school building which is now nearing completion and we expect that the work of the school will be still better when we are located in a home of our own.

We are especially fortunate in the cordial relations which exist with those in charge of the Wausau schools. The privilege of practice work in the city grades has been very helpful and to it we owe a large measure of our real success. Without it we would feel that we were seriously handicapped, through not being able to apply in practical work the theories taught.

There is some danger that those interested in this work may be tempted away from the real purpose of the school. We have tried to organize and maintain the school for the sole purpose of training teachers for rural school work but at least two people have taken the course who had no intention of teaching. They became students solely because they believed, after investigation, that the practical academic instruction given was better for their preparation for advanced work than that given by the high schools. If this is the real situation the high schools should adapt themselves to these conditions. The county training schools have a definite aim and any attempt to make them "short-cuts" to the University or to the advanced work in the State Normals should be discouraged. That the school gives a very thorough academic training is doubtless true, because the lack of the necessary academic preparation on the part of the students who came to the school requires that the work done here must be first class in every particular, but if the school is allowed to become a mere academy, its value to the rural school will be materially decreased. The thoroughness of the academic work should be only incidental to the real work of the school and the primary purpose of training teachers for rural work should be at all times in clear view. On the other hand it has been charged that there is in evidence a desire to make the school a place of refuge for those who fail in their high school work. A slight

County Training Schools.

investigation indicates that the people who are not able to carry the high school work are the very ones who first fail in the training school and it has been the practice here to let them out just as soon as it was discovered that they could not, or would not, do the work. It is safe to say that if a student is not able to do the work required in the average high school, the training school will not long be troubled with him.

It seems to us that there is a definite line between the work of the high schools and of the training schools and that when this aim of the work of each is kept clearly in mind there can be no question but that each will find plenty to do in the particular field suited to it. At any rate if there is danger of the training school becoming a place of refuge for those who cannot do high school work, the training school can easily adapt itself to the condition by refusing those who cannot present a clearance card from the high school.

Respectfully submitted,

H. J. BLANCHARD, President.

A. L. KREUTZER, Treasurer.

JOHN F. LAMONT, Secretary.

Wausau, Wis., July 1, 1902.

WAUSAU, WIS., July 1, 1902.

SUPT. J. F. LAMONT, Secretary of Board of Marathon County Training School for Teachers:

Sir.—I have the honor to submit the following report for the year 1901-1902.

The enrollment for the first quarter was 58. For each of the three succeeding quarters, 53. Sixty-nine different names appear on the register, six of whom are each credited with less than 15 days' attendance. Forty-two came from outside the city of Wausau, while 27 enrolled from the city. Fourteen were young men and fifty young women. A class of 27 was graduated of whom 8 were young men and 19 young women. The average age of the class was 18 years.

The increasing number of young men graduating is most gratifying. Aside from interruptions by sickness, which have been very many, the attendance has been more regular and constant than ever before.

Year by year the work increases in clearness of outline and definiteness of purpose, resulting in a better adaptation of means to an end and consequent vigor of effort.

Practice teaching is an indispensable factor of the work, giving meaning and character as well to studies as to teaching. It begins with the opening of the fall term in the city schools and terminates only with their close, all temporary absences of teachers in the grades being filled by pupils from the training school. This, with the regular practice teaching in the forty-three rooms in the city schools open to our pupils, affords unusual opportunities for experience in teaching, and is mutually beneficial to both systems.

The experience of the past three years has proved beyond question that the school can greatly aid a faithful pupil preparing to teach.

Respectfully submitted,

O. E. WELLS,
Principal.

County Training Schools.

Financial Report.

Cash on hand July 1, 1901.....	\$812 92
County appropriation, Dec., 1901	2,000 00
Due from state, June 30, 1902.....	1,721 46

Total receipts	\$4,534 38
----------------------	------------

Disbursements.

Salaries	\$3,175 00
Books	132 39
Printing and postage	26 45
Lecture	45 10
Sundry expenses	63 99

Total disbursements	\$3,442 93
---------------------------	------------

Balance on hand July 1, 1902.....	1,091 45
-----------------------------------	----------

	\$4,534 38
--	------------

FIRST ANNUAL REPORT OF THE MANITOWOC COUNTY TRAINING SCHOOL FOR DISTRICT SCHOOL TEACHERS.

Supt. L. D. HARVEY, Madison, Wis.

Dear Sir:—We herewith transmit to you our first annual report of the Manitowoc county training school for teachers.

The school was organized in accordance with chapter 373 of the laws of 1901.

Resolutions for the establishment of the school were passed by the county board and read as follows:

Whereas, the state legislature of the state of Wisconsin, by chapter 373 of the laws of 1901, has authorized the county board of any county within which a state normal school is not located, to appropriate money for the organization, equipment and maintenance of a county training school for teachers of the common schools, and,

Whereas, no state normal school is located within the county of Manitowoc, Wis., therefore,

Be it resolved, by the county board of supervisors of said county at their special session held at the court house in the city of Manitowoc, in said county, commencing on the 20th day of May, 1901, that a county training school for teachers of the common schools be and the same is hereby established in said county of Manitowoc under the provisions of chapter 373 of the laws of 1901.

Be it further resolved, that the sum of two thousand dollars be and the same is hereby appropriated out of the general fund of said county for the purpose of organizing, equipping and maintaining the county training school hereby established.

Be it further resolved, that the said board of supervisors elect a county training school board to carry out the provisions of this resolution as in such case by law made and provided.

County Training Schools.

Be it resolved, that each member of the board known as the training school board of Manitowoc county, file a bond in the office of the county clerk as provided by law in the sum of \$500.00.

Further resolved, that the said board make an annual report to the county board at their annual meeting, setting forth the facts:

First—The cost of maintaining such school.

Second—Character of work done.

Third—The number of students in attendance during the year.

Be it resolved by the county board of supervisors of Manitowoc county, Wisconsin, that the sum of two hundred and fifty dollars be and the same is hereby appropriated out of the general fund of said county for the purpose of equipping and maintaining the county training school for teachers of the common schools, which training school has heretofore been established in and for said county.

W. J. Goetzloe of Kiel and John Schroeder of Two Rivers were elected by the county board, members of the training school board.

Mr. Goetzloe is president and Mr. Schroeder treasurer of the board.

F. S. Hyer was elected principal and Rosa M. Cheney assistant of the school.

School opened September 9, 1901, with an enrollment of 45; total enrollment, 52; number of graduates, 32.

The course of study approved and adopted was as follows:

First Quarter—Manual, arithmetic, grammar, U. S. History, reading and composition.

Second quarter—Observation and school management, arithmetic, pedagogy, U. S. History, reading and composition.

Third Quarter—Observation and school management, agriculture, U. S. history and civil government, reading and composition, physical geography.

Fourth Quarter—Practice teaching, agriculture, geography, civil government, reading and composition.

Library reading, throughout the year; penmanship, ten weeks; spelling, incidentally; rhetorical and literary work every Friday afternoon throughout the year; singing, three times per week; physical culture, special work throughout the year.

We also herewith transmit a financial statement and a report from Prin. F. S. Hyer of the training school.

The board feels assured that the teaching in the district schools will be on a higher plane, for the new teachers have had one year of enthusiastic and devoted training, not alone along academic but also along professional lines.

From twenty to thirty teachers drop out of the profession in this county each year and heretofore these vacancies have been filled by untrained, inexperienced persons, who obtained enough book knowledge to procure a certificate, coming largely from the district schools and going back into them with no higher conception of teaching than that acquired in the local district school.

At no time has the board sought to obtain a large enrollment, believing that the school will best serve the interest of the rural schools when it sends forth only such graduates as can safely be trusted to do good work.

We suggest that close, careful supervision be made by the state, and that if possible a board of visitors be appointed to inspect and report upon the work of the different training schools for teachers now established in the state.

County Training Schools.

The interest taken by the principal and the assistant, by the students, by the county board and by the people of the county leads us to believe that the experimental stage has passed, that the training school has come to stay and that this county has an educational institution of which it may be justly proud.

Respectfully submitted,

W. J. GOETZLOE, President.

JOHN J. SCHROEDER, Treasurer.

FRED CHRISTIANSEN, Secretary.

Manitowoc, Wisconsin, Sept. 12, 1902.

Supt. FRED CHRISTIANSEN, Manitowoc, Wis.

Dear Sir:—In response to your request I submit the following report of the Manitowoc county teachers' training school for the year 1901-1902.

The school opened September 9, 1901, with an enrollment of 45; 17 young men and 28 young ladies. Our total enrollment during the year was 52, of these 5 found the work too difficult and withdrew after one or two weeks' trial.

Eight of the students enrolled were graduates of, or had attended a high school for some length of time. The rest, with two exceptions, were graduates of district schools and held first honor diplomas from these schools. In the cases mentioned above where students found the work too difficult, or where students were not properly prepared to do the work, no attempt was made to have these students continue in the school. It was thought that the true mission of the training school is to fit the best prepared of the young men and women of Manitowoc county to teach in the district schools of this county, and that the school is not a "forcing frame" for young school teachers.

At no time was any effort made to enroll a large number of students. No students were allowed to enter the school after the close of the first quarter, although we had numerous applications from students to enter after that time. I believe that the best interests of the training school and of the district schools of Manitowoc county demand that the number attending our training school be limited, that the requirements for admission be raised, and that students be required to enter school at the opening of the year and continue in regular attendance throughout the full forty weeks. I would permit no new student to enter after the close of the first month of school.

I would recommend that the number in attendance in the school be limited to 40; that no student be given a diploma who has not attained the age of eighteen years; and that the qualifications for admission be a high school diploma, a Manitowoc county teacher's certificate, or a first honor diploma from a district school of this county. The conditions at present prevailing in the district schools of this county are especially well fitted to help us in this matter. The fact that district school teachers are hired by the year by the district school boards instead of by the term, makes it unnecessary for students to leave the training school during the year to teach.

The fact that we had 18 young men enrolled in the school was a source of strength to us. We have the promise of a larger enrollment

County Training Schools.

of young men the coming year. It is probable that 60 per cent of our enrollment for 1902-1903 will be young men.

The manner in which the different district boards, the supervising principals, and the grade teachers of the city schools of Manitowoc have co-operated with us in furnishing opportunity for practice teaching has been a source of much satisfaction and has done much to make the work of the training school successful.

Our graduation exercises were held July 2, and diplomas were granted to 32 students; 9 young men and 23 young ladies. Of these all but three have schools and are teaching at the present date.

F. S. HYER,
Principal.

Financial Statement.

Receipts.

1901.		
May 23.	Appropriation by county board	\$2,000 00
Nov. 21.	Appropriation by county board	250 00
	Book rent	98 50
	Loan from general fund of county.....	1,455 46
	Total receipts	\$3,803 96

Disbursements.

For teachers' salaries	\$3,000 00
Books and apparatus	321 24
Seats and furniture	266 35
Printing and stationery	85 37
All other expenses	131 00
Total	\$3,803 96

FRED CHRISTIANSEN,
Secretary of Board.

County Schools of Agriculture and Domestic Economy.

COUNTY SCHOOLS OF AGRICULTURE AND DOMESTIC ECONOMY.

The following announcements were issued by the Boards having control of the County Schools of Agriculture and Domestic Economy in the counties of Marathon and Dunn. They will serve to show the purpose and plan of the work contemplated in these schools.

Both schools opened in October in new buildings provided by the county boards of the two counties.

MARATHON COUNTY SCHOOL OF AGRICULTURE AND DOMESTIC ECONOMY.

To the People of Marathon County, Greetings:

The county school board announces the opening of the Marathon County School of Agriculture and Domestic Economy on Monday, October 6th.

This school is the first of its kind to be opened in America and its friends hope for it a prosperous and useful future. It is an effort to put into the school system professional training for the farmer. Its aim is to teach improved methods of farm management and to better the conditions of home life. In this, its initial year, it asks for the loyal support and patronage of the people of the county.

The course of study for boys includes work in *agriculture*; treating of soils, plants, and animals, including stock judging and animal husbandry; *manual training* including work in blacksmithing, mechanical drawing, carpentry and rural architecture.

The course of study for girls includes cooking, laundering, sewing, floriculture and home management and decoration.

Besides this professional work there are two lines of work carried in the academic branches. These include the elements of English composition, English literature, U. S. history, civil government, commercial arithmetic with farm accounts.

The following is an outline of the courses:

COURSE OF STUDY FOR GIRLS.

First year.—First term, 14 weeks.—Cooking and sewing, laundering, composition, arithmetic.


Second term, 12 weeks.—Cooking and sewing, house management, composition, literary readings.

Third term, 10 weeks.—Cooking and sewing, domestic hygiene, composition, literary readings.

Second year.—First term, 14 weeks.—Cooking and sewing, U. S. history, social usages, literary readings.

Second term, 12 weeks.—Cooking and sewing, U. S. history and civil government, chemistry of foods, literary readings.

Third term, 10 weeks.—Cooking and sewing, home economy, floriculture, literary readings.



CLARK MIL

Marathon County School of Agriculture and Domestic Economy, Wausau. Erected in 1902.

County Schools of Agriculture and Domestic Economy.

COURSE OF STUDY FOR BOYS.

First year.—First term, 14 weeks.—The soil, manual training, composition, arithmetic.

Second term, 12 weeks.—The soil, manual training, composition, literary readings.

Third term, 10 weeks.—Plant life, vegetable and fruit gardening, composition, literary readings.

Second year.—First term, 14 weeks.—Plant life, manual training, U. S. history, literary readings.

Second term, 12 weeks.—Animal life, rural architecture, U. S. history and civil government, literary readings.

Third term, 10 weeks.—Animal life, vegetable and fruit gardening, economics of agriculture, literary readings.

The cooking and sewing are to be taught on alternate days.

The school is to occupy the lower floor and basement of the new building in course of construction near the county fair grounds. Every effort will be made to make the work as practical and useful as possible.

All young people desirous of the training the school affords are cordially invited to attend.

Parents are earnestly requested to visit the school and examine the work done. Any further information desired will be cheerfully given by R. B. Johns, Prin., Wausau, Wis.

JOSEPH BURGER, President.
CHAS. NIEMAN, Treasurer.
J. F. LAMONT, Secretary.

DUNN COUNTY SCHOOL OF AGRICULTURE AND DOMESTIC ECONOMY.

OUTLINE OF COURSES FOR BOYS.

First year.—Fall term.—Physical geography and soils, 5; carpentry, d 3; arithmetic, 5; English, 5.

Winter term.—Soils and fertilizers, 5; carpentry, d 3; economics of agriculture, 5; English, 5; dairying, 2.

Spring term.—Plant life, 5; carpentry, d 3; vegetable and flower gardening, 5; English, 5; poultry, d 2.

Second year.—Fall term.—Plant life, 5; metal work, d 3; elementary science, 5; English, 5; economic insects, 2.

Winter term.—Animal husbandry, 5; metal work, d 3; drawing and planning, 5; English, 2; U. S. history, 5.

Spring term.—Animal husbandry, 5; physiology, 5; English, 5; civil government, 5.



Main Building, Dunn County School of Agriculture and Domestic Economy, Menomonie, Wis., Oct. 28, 1902.

County Schools of Agriculture and Domestic Economy.

OUTLINE OF COURSE FOR GIRLS.

First year.—Fall term.—Physical geography, 5; cooking, d 2; sewing, d 1; arithmetic, 5; English, 5.

Winter term.—Home economy, 5; cooking, d 2; sewing, d 1; economics of agriculture, 5; English, 5; dairying, 2.

Spring term.—Plant life, 5; cooking, d 2; sewing, d 1; vegetable and flower gardening, 5; English, 5; poultry, d 2.

Second year.—Fall term.—Home management, 5; cooking, d 2; sewing, d 1; elementary science, 5; English, 5; social usages, 2.

Winter term.—Chemistry of foods, 5; cooking, d 2; sewing, d 1; drawing and designing, 5; English, 2; U. S. history, 5.

Spring term.—Human and domestic hygiene, 5; cooking, d 2; millinery, d 1; physiology, 5; English, 5; civil government, 2.

NOTE.—Numbers after subjects indicate the periods or recitations per week; d indicates double periods.

GENERAL STATEMENT.

By an act of congress passed forty years ago each of the states of the Union has established a school or college where instruction is given in agriculture and the mechanic arts. These are very practical and are very popular. Only a small per cent., however, of the sons and daughters of farmers have been able to avail themselves of the advantages of the state colleges, partly because of insufficient preparation for entrance, and partly because of the distance to the school and consequent expense in attending.

The Dunn County School of Agriculture and Domestic Economy is the first of its kind to be established in America. This school and the similar one in Marathon county were authorized by legislative act in 1901, and Dunn county was the first to organize under this act.

Plans for the establishment of schools of this nature were outlined by a report of the state superintendent acting as a special commissioner. The principles laid down in that report and in the law are followed in the establishment of this school.

The school is primarily intended for boys and girls from the country who have finished the work of the country schools. No schools have hitherto been created to meet the special needs of those who, without a full high school training, want to pursue the special subjects of agriculture, manual training and domestic economy. Here the rural boys and girls will find splendid opportunities for securing more intimate knowledge of the things with which they are likely to be concerned in after life. They have a right to this knowledge and to the kind of training necessarily required in securing it. To compel the country boys and girls to enter into the competition of life, without the special training afforded by such schools as this, is to deny them those things which are essential to success, as measured from a financial standpoint and from the standpoint of individual development.

A great agriculturist has said: "With the same endowment and under the same circumstances I should expect the educated farmer to win, over the man who has not had such advantages." Another one says: "I would give the preferences to the educated men for the reason that I believe that their minds are better trained, and they acquire a knowledge of the business more rapidly and more comprehensively than men who have not had such training."

County Schools of Agriculture and Domestic Economy.

Secretary Wilson says that there is a demand for men thoroughly trained in scientific agriculture much in excess of the supply. His department, he says, has a job for every man of the kind it can find, and there are some fifty agricultural colleges calling for competent teachers, and some sixty or seventy agricultural experiment stations where there is an opening for a trained scientist. He wants the colleges to pay more attention to this branch of learning, and he suggests to young men that they adopt this profession rather than the overcrowded professions of law and medicine. The advice is excellent, and the secretary's persistent preaching cannot but do good. Our county school will not pretend to train men and women for these high positions, but boys and girls will here find an excellent opportunity to make a beginning for a more extended course at the State Agricultural College.

Such a training as will be given by this new school strengthens the foundation upon which every young man or young woman has to build in entering upon a career for life. Other things being equal, the young man with such practical training will possess a larger power and will rise more rapidly and maintain himself more easily than if he were lacking such scholarship.

The Dunn county school is centrally located at Menomonie. A fine brick building is erected for this purpose. A tract of land not too far from the school will be used in making very practical the lessons in agriculture. Rooms in the new building will be equipped for cooking, sewing and general instruction along all lines of the course.

Course of Study.—The course of study for boys includes work in the quality and composition of soils, plant life, vegetable gardening, crops, animal husbandry, dairying, poultry, economic insects, farm accounts, blacksmithing and other metal work, carpentry and rural building.

The course of study for girls includes work in sewing, cooking, home economy and management, drawing and designing, domestic hygiene, chemistry of foods, dairying, poultry, farm accounts, vegetable and flower gardening and other plant studies.

Both courses include reviews in common branches and studies in physical geography, civil government, physiology, library readings, English and elementary science.

Only two years will be required to complete the full course for either boys or girls and shorter courses may be pursued.

Requirements for Admission.—In order to pursue the work of the school, students should have a common school education. No entrance examination is required of students who have completed a common school course. Advantages are given to both boys and girls alike. Students from city and county are admitted on equal basis.

Expenses.—Tuition is free to students living in Dunn county. Others will pay twenty-five dollars per year, except that the first ten students from other counties will be admitted for the first year on the payment of only ten dollars each.

Students may find board and rooms in private families in Menomonie at prices ranging from \$2.25 to \$3.75 per week. Students can board themselves for about \$2.00 per week.

Date of Opening.—The fall term will open Monday, October 20. The new building is to be completed Oct. 15.

Write in Advance.—This circular of information is being sent to all who request it. Applications for admission are already coming in and persons desiring to enter the school are urged to write immediately to

K. C. DAVIS, Principal,
Menomonie, Wis.

Transportation of Rural School Pupils at Public Expense.

CONSOLIDATION OF SCHOOL DISTRICTS, AND TRANSPORTATION OF RURAL SCHOOL PUPILS AT PUBLIC EXPENSE.

The status of consolidation of school districts and transportation of rural school pupils at public expense during the last biennial period is fully presented and discussed in Bulletin No. 7, issued by the State Superintendent in May, 1902. A reprint of this bulletin is given below. It is followed by a statement of what has been done in the several counties in this direction since May, 1902, up to the present period, thus bringing the information on this point up to date.

This age is rightly termed the age of progress. We see the evidence of it on every side. In rural communities the crude log houses have given way to comfortable and commodious dwellings. The ram-shackle buildings in cities have been replaced by stately stone mansions and towering edifices filled with offices and stores. The self-binder and header have taken the place of the sickle and scythe. Machinery is supplanting labor in every phase of industrial life. Steam and electricity are annihilating distances and are bringing to our doors the favorite products of other countries and other climes.

PROGRESS IN HIGH SCHOOL EDUCATION.

In education, also, the last few decades have witnessed great progress. Twenty years ago waves of anti-high school sentiment swept this continent from the Atlantic to the Pacific; now, the high school, the people's college, is firmly entrenched in the hearts of the American people. In 1875, the first free high schools were established in this state; today we have 222 free high schools, and about thirteen other high schools of equivalent rank.

RURAL SCHOOLS HAVE NOT KEPT PACE IN PROGRESS.

In one phase of education alone has progress not kept pace with the improvements in other directions. I refer to the district school. While improved conditions exist as to text books, apparatus, and to some extent, in the school buildings, yet on the whole, the rural school ranks very much lower, in comparison with other educational institutions, than it did thirty years ago.

ATTENDANCE IS NOW SMALL AND PUPILS ARE YOUNG.

Thirty years ago in most localities, especially in the older parts of the country, the rural school was far different from what it is today. The attendance was large. Boys and girls of maturity and ability attended the sessions every winter. Even twenty years ago it was no

Consolidation of School Districts.

uncommon sight to find a class of twenty mature students, ranging in age from sixteen to twenty-one, in the district school. Today, when the child in the rural school has reached the age of thirteen, he feels that he has outgrown it. Then the school was taught in winter by the brightest young men in the community. Frequently college students were employed, whose example furnished a stimulus to the pupils to procure an education. The school was a center of influence and interest. Spelling matches, debates and discussions made the school the center during long winter evenings. It is different today. Now, these schools to a large extent are taught by young, inexperienced girls. The salary that these districts can afford to offer is too low to command the services of strong teachers. Yet even at the low salary of \$20 or \$25 a month the cost of maintaining schools in small districts proves a heavy burden upon the tax payers.

FAMILIES MOVE TO CITIES.

The decline of the rural school, or if you choose to say, its failure to progress, is due to many factors. Division of labor has opened many new fields for the young men and women, causing them to flock in large numbers from the country to the city. The excitement of city life induces others to change their abode. Furthermore, the great advantages incident to a well graded school in cities and villages cause many families to leave the homestead and remove to those places for the purpose of giving their children an opportunity of securing an education that will enable them to compete with others in the battle of life.

\$1,588,715.41 WASTED IN RURAL SCHOOL EDUCATION IN WISCONSIN IN 1901.

Our state in 1901 had a school population of 731,063 persons, of which number 316,833 were enrolled in the rural, village and small city schools having no city supervision. The average daily attendance was 179,913, making the per cent. of attendance 56.7 per cent. This per cent. of attendance is very low indeed. For the rural schools of the state the percentage is materially lower, since, in the estimate here given, are included the enrollment and attendance of graded schools in villages and cities where the regularity of attendance is relatively high. For the maintenance of these schools during the year 1901, \$3,669,088.77 were expended. The teaching force, equipment, apparatus, and school buildings were ample to accord school facilities to the entire enrollment of 316,853 pupils every day of the school year. However, the average attendance was only 179,913. The capital invested was, therefore, not utilized to its full extent. In fact, only 56.7 per cent. of the capital was thus fully utilized, because of the lack of regularity in attendance. This makes a loss of \$1,588,715.41, or 43.3 per cent. of the capital invested. This large amount was lost to the cause of education in one year through irregularity in attendance.

THIS AMOUNT WOULD HAVE PAID FOR THE TRANSPORTATION OF PUPILS TO CENTRAL SCHOOLS.

This means that the state paid out for teachers' wages, fuel, and supplies more than one and one-half million dollars to provide school facilities for pupils not in school. The loss is sustained mostly by

Transportation of Rural School Pupils at Public Expense.

rural communities because the irregularity of attendance is greater there than in villages and cities. This amount is four times as much as would be required to furnish all pupils in the public schools with free text-books and free supplies, and it is far more than is needed for providing for the free transportation of the children of the rural schools to central graded schools.

HOW MAY THE RURAL SCHOOLS BE IMPROVED?

The rural schools may be improved by the consolidation of the districts. This means the uniting of two or more districts for the purpose of securing a stronger school. Districts may be united in three different ways:

1st. By the suspension of school in one or more districts and the payment of tuition of the pupils in another school. Sub-section 15 of section 430 of the school code gives the electors of the district the power at the annual, or any special meeting called for that purpose, to authorize the school board to suspend the district school for such length of time as they may deem expedient, and to arrange with any adjoining or other district or districts for the instruction of persons of school age residing in the district, during the time the school may be suspended. Authority is also given in the same and the following sub-section for authorizing the school board to provide for the free transportation of any or all children residing in the district to and from the schoolhouse, and to levy a tax sufficient in amount to cover the expense thus incurred. (See sub-sections 15-16, section 430, page 26, School Code for 1901.) By this method the district retains its organization, including school officers, right to hold meetings, etc. It is also entitled to its pro rata share of the common school fund.

2nd. Consolidation of school districts by the town board of supervisors. If it is deemed best to consolidate school districts, application may be made to the town board of supervisors for the consolidation of the school districts, when the schools are under the district system. The law clothes the town board of supervisors with authority to consolidate districts upon their own motion. As a rule, however, these officials wait until they have been requested by a petition to effect a consolidation. (See section 412, page 1, School Code for 1901.)

3rd. Consolidation of schools under the township system. Under the township system the town board of school directors has authority to abolish sub-districts and to provide for their consolidation. The board has also the power to arrange for the transportation of any or all pupils who live in said town, to and from any school or schools which the said board shall have established, maintained or designated. (See page 180, section 524, School Code. See also section 526, page 180, School Code.)

ADVANTAGES OF CONSOLIDATION OF DISTRICTS AND TRANSPORTATION OF PUPILS.

COSTS LESS FOR BUILDINGS AND REPAIRS.

Consolidation of districts results in the concentration of money and effort upon one or a few serviceable buildings, doing away with ill ventilated, badly lighted and poorly equipped schoolhouses. It is far

Consolidation of School Districts.

cheaper to heat a few well constructed schoolhouses and keep them in repair than to heat a large number of scattered schoolhouses, as a rule poorly constructed, and keep them in good condition.

COSTS LESS FOR TEACHERS.

In nearly a thousand schools in the state in 1901, the average attendance was less than ten. Even with the low priced teacher usually found in these schools, the per capita cost of maintenance is very high, averaging about \$3 per month for each pupil. In a well graded school a teacher can easily take care of thirty-five pupils, and do justice to the class and individual. In this way, by engaging fewer teachers, even at higher salaries, it enables the tax-payer to lessen the expense and yet enhance the efficiency of the educational work done.

MAY SECURE ADDITIONAL STATE AID BY ESTABLISHING STATE GRADED SCHOOLS.

Where districts consolidate and employ two teachers, they may receive an additional state aid of one hundred dollars per annum, in accordance with the provisions of chapter 439, laws of 1901. Where three or more teachers are employed, it will enable the district to secure state aid to the amount of three hundred dollars per year. This aid is granted in addition to the per capita amount to which the district is entitled as its share of the common school fund.

WILL INCREASE VALUE OF LAND.

Many families yearly move into cities to educate their children. They would remain upon the farm if they could have within easy reach of their homes a graded school, offering to the children educational advantages equal to the town school. The large influx into cities has greatly enhanced the value of real estate in those places, while the increase in value of farm lands has not been nearly so great. In many places where consolidation of school districts has been effected and a strong central school established, the value of the land has increased very materially, since many parents are desirous of having their children enjoy a good school education without being compelled to give up the farm associations and consequent moving into cities. Good schools always enhance the value of land in their vicinity.

THERE IS LESS SICKNESS OF CHILDREN.

This plan is more conducive to the preservation of children's health. The central buildings are far better adapted for school purposes than the small district schoolhouses. They are properly lighted and provided with modern heating and ventilating apparatus, and with proper seating facilities. Where transportation of pupils is provided, whereby children are conveyed from their homes to the school in comfortable vehicles, there is no necessity for their traveling through mud or snow for a mile or more to the school, as is often done under the present system. Therefore, there will be no wet feet and clothing, and consequent colds with their attendant ills are largely avoided.

Transportation of Rural School Pupils at Public Expense.

PUPILS WILL ADVANCE MORE RAPIDLY.

While the cities have been perfecting the organization of their graded school system, the rural schools have been unable to make advancement in this direction. One teacher cannot very well carry on the work of an entire school and do justice to the individual pupils, or even classes, on account of the large number of recitations which thorough gradation makes necessary. It is a physical impossibility for one teacher to divide a school into separate grades and then give each class the amount of time needed for securing the best results. Consolidation of districts gives the country communities the many advantages of graded and high schools now enjoyed in cities, without any of the disadvantages. The pupils will be in well graded schools, under close, systematic supervision of principals and county superintendents. They are taken out of the isolation of the district school and brought in touch with other children, and by this association with their fellows they are broadened and developed. The spirit of emulation in the larger school is greater than in the smaller one, as the pupils have an opportunity to measure themselves with others of their own age.

SPECIAL AND ADVANCED SUBJECTS MAY BE TAUGHT.

It enables the school authorities to make arrangements for instruction in special subjects, as music, drawing, agriculture, domestic economy, etc. Instruction in advanced subjects may also be offered. This plan often results in the organization of a free high school, thus bringing excellent facilities within the reach of rural communities.

LENGTHENS THE SCHOOL YEAR AND INCREASES REGULARITY AND PUNCTUALITY
IN ATTENDANCE.

Longer and more regular terms of school will be possible as the result of uniting the several small districts into one strong central school. The children will be more regular and punctual in attendance, since the larger and better school arouses greater interest. In places where transportation of pupils has been tried, the attendance has been increased from fifty to one hundred and fifty per cent. Tardiness is practically unknown, since the vehicles arrive at school before the time set for the beginning of the session.

CHILDREN MAY REMAIN AT HOME WHILE SECURING AN EDUCATION.

This plan enables the children to secure a good education and yet remain at home under the influence of father and mother, at the time when they are most susceptible to bad influences incident to city life. It will tend to keep the boys and girls on the farm, instead of encouraging them to leave it and go to the towns.

WILL MAKE FARM LIFE MORE ATTRACTIVE.

This plan will improve the farm surroundings and add attractions to country life, by leading to an appreciation of Nature and a desire to know more about her work. Lectures and public gatherings, debating societies, etc., made possible by this plan, will also greatly add to the enjoyment and attractiveness of farm life.

Consolidation of School Districts.

CONSOLIDATION OF SCHOOL DISTRICTS AND TRANSPORTATION
OF PUPILS IN OTHER STATES.

The following is a brief summary of some things which other states are accomplishing in this line:

From the reports in this department, it appears that more than twenty states have made provisions for transportation of pupils at public expense. Among these are:

Connecticut, Florida, Indiana, Iowa, Kansas, Maine, Massachusetts, Nebraska, New Hampshire, New Jersey, New York, North Dakota, Ohio, Pennsylvania, Rhode Island, South Dakota, Vermont, Wisconsin.

These states contain nearly one half the population of the United States.

CONNECTICUT.

Connecticut, in 1899, transported 849 children. They are mostly conveyed the whole distance; some gather at the old school house or at some convenient point from where the team starts. The attendance was good in all cases where transportation of pupils had been provided. The expense is less than the cost of maintaining school; one town expending \$292 effected a saving of \$300 per year. According to the report, transportation is a success.

FLORIDA.

Duval county, Florida, transported 176 pupils at \$303 per month, having closed fourteen schools. The saving was \$42 per month, and the school work was very much improved.

INDIANA.

In one place two of seven schools have been closed; in another place twenty pupils are transported for \$1.45 per day; another reports the cost of transporting ten children two miles \$96 for a term of six months; and one driver reports that he makes a fifteen mile trip daily and finds no difficulty in managing children.

One trustee from New Richmond reports 100 children transported from two to four miles at a cost of \$527.25, or \$5.25 per pupil. This man reports that there was at first opposition to the plan, but that now there is very little. The "Trustee" of New Lisbon reports: "We insist on the very best hack service that can be had, good wagons with springs, weather-proof top, door at rear and window to admit light, cushioned seats and back; carpet on the floor and heavy lap robes. Heaters could be used but we have never had occasion to use them. Good teams are essential. I make it a point to employ the very best men that I can find to drive and care for the children." One man transports about forty children from two to four miles with two hack lines at \$3.00 a day for both. He reports that there was some opposition at first but almost none now. By this plan two schools costing together \$6.00 per day are dispensed with, so the saving is \$3.00 a day. Four-fifths of a cent a mile is the average cost of transportation per pupil.

Transportation of Rural School Pupils at Public Expense.

MASSACHUSETTS.

The progress of consolidation and transportation of pupils for the last ten years is indicated by the tabulation of expenses taken from a report on the consolidation of schools by G. T. Fletcher, agent of the Massachusetts board of education:

Year.	Amount Expended.	Year.	Amount Expended.
1888-89	\$22,118 38	1893-94	\$63,617 68
1889-90	24,145 12	1894-95	76,608 29
1890-91	30,648 68	1895-96	91,136 11
1891-92	38,726 07	1896-97	105,317 13
1892-93	50,590 41	1897-98	123,032 41

From the same report it appears that more than sixty-five per cent. of the towns and cities have found it necessary and advantageous to close and consolidate some schools. The reports from one town show a cost of \$46.82 per year for the maintenance of *each scholar* in the *small schools*, and of \$16.30 *per scholar* in the *central building*. One superintendent speaks very highly of the results, after having tried the plan eighteen years. The net saving for the township was \$600 annually.

NEBRASKA.

This state also has a law providing for consolidation of districts and transportation of pupils. One district reports a saving of \$70 a month.

NEW YORK.

New York has a similar law and eighty-two districts were extinguished in one year. In 1896, twenty-seven contracts for transportation of pupils were made, and in two years the number exceeded 200.

OHIO.

(Taken in part from Supt. O. J. Kern's Report.)

One of the best examples of consolidation of school districts and transportation of pupils is found in Kingsville, Ohio. The residents of this place have realized all their fondest hopes. The average attendance has been much increased and better schools have been provided. The actual cost of tuition has been reduced from \$22.75 per pupil to \$12.25. This plan enabled the Kingsville school to open a new room and engage another teacher, thus reducing the number of grades in the two. The daily attendance has increased from fifty to ninety per cent., thus utilizing to better advantage the capital invested in building and equipment. Over \$1,000 was saved in Kingsville in three years.

Plate No. 1 is a picture of the central school building at Kingsville, and of some of the vehicles used in transportation of pupils.

Plate No. 2 is a picture representing the wagons used in the transportation of children attending this school.

Consolidation of School Districts.




PLATE NO. 1.




PLATE NO. 2.

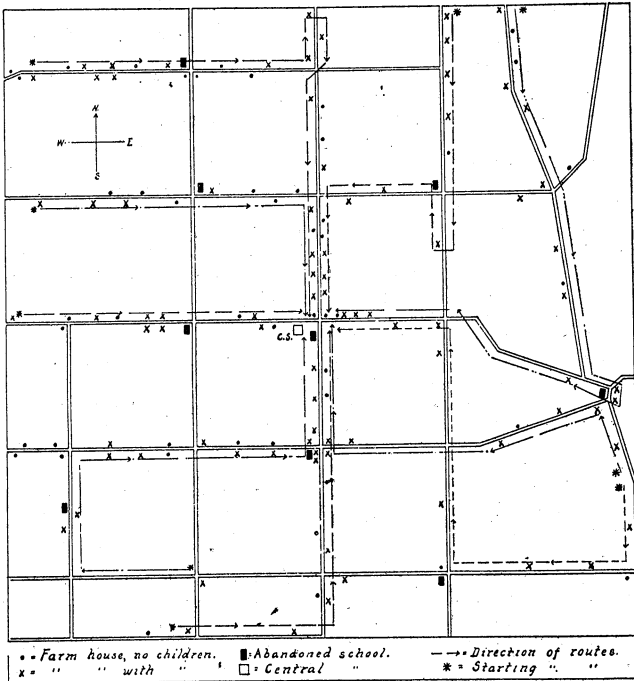
Transportation of Rural School Pupils at Public Expense.

"The wagons are provided with curtains, lap-ropes, soap-stones, etc., for severe weather. The board of education exercises as much care in the selection of drivers as they do in teachers. The contract for each route is let out to the lowest responsible bidder who is under bond to fulfill his obligations. The drivers are required to have the children on the school grounds at 8:45 A. M., which does away with tardiness, and to leave for home at 3:45 P. M. The wagons call at every farmhouse where there are school children, the children thus stepping into the wagons at the roadside and are set down upon the school grounds. There is no tramping through the snow and mud and the attendance is much increased and far more regular.

With the children under the control of a responsible driver there is no opportunity for vicious conversation or the terrorizing of the little ones by some bully as they trudge homeward through the snow and mud from the district school.

The average price per day per wagon is \$1.25 and the length of the longest route is four and three-quarter miles.

The following cut is self-explanatory. It represents Gustavus township, in which the Kingsville central school is situated, showing the abandoned schools, situation of central school, and the direction of routes.



Consolidation of School Districts.

IOWA.

(From a report of State Superintendent R. C. Barrett for 1901.)

Consolidation has been tried in twenty-eight counties, transportation in thirty-five, and both in nineteen. Consolidation has been adopted by sixty-three districts, and eighty districts have transported pupils at the expense of the district. In nine counties districts have been consolidated without providing transportation at the expense of the districts. In sixteen counties pupils have been transported where there was no consolidation.

Buffalo Center School Plan.

The most notable illustration of this plan is found in Buffalo Center. Buffalo Center township, Winnebago county, in 1895 formed an independent district, embracing the entire civil township, six miles square, and voted bonds running for a period of ten years for the purpose of erecting an eight-room building.

The board, which consists of five members, is chosen on the second Monday in March by the qualified electors, and is governed by the same provisions of law which apply to independent districts.

At the time the township became independent it was not proposed to close the rural schools and transport the children. This was an after consideration, and arose from the demand upon the part of the people of the rural districts for better school facilities.

On August 23, 1897, the residents of what was formerly known as sub-district No. 3, requested the board to furnish transportation for their children to a central school. The request was granted, and the outlying school closed. On August 30th, of the same year, the board arranged for the transportation of children in districts No. 2 and No. 4. On August 17, 1898, the board, upon petition, arranged for the transportation of children from another ward. In April, 1899, the board, having noted the success with which their efforts had been attended, ordered all of the rural schools in the district closed, except those in the extreme northeastern and southeastern parts of the township.

By reference to the accompanying plat it will be observed that the central school is located only one mile from the western boundary line of the district, thus making it extremely difficult on account of the distance to transport the children from these two remote portions of the township. The two rural schools maintained by the board are considered superior in many ways to the ordinary school, since they are under the supervision of the principal of the central school, and are maintained for the same length of time each year as the central school.

Contracts for the year 1900-1901 provide for the transportation of ninety-eight children. Six routes are laid out and one team is provided for each. For convenience the routes are numbered 1, 2, 3, 4, 5 and 6, beginning with the one running north from the central school. (See plat.)

The greatest distance the children most remote from the central school on the different routes are conveyed is as follows: Route 1, three and one-fourth miles; route 2, four and one-half miles; route 3, five and one-half miles; route 4, five and three-fourths miles; route 5, five and one-half miles; route 6, six and one-fourth miles. The average distance the children are conveyed on the longest route is about four miles.

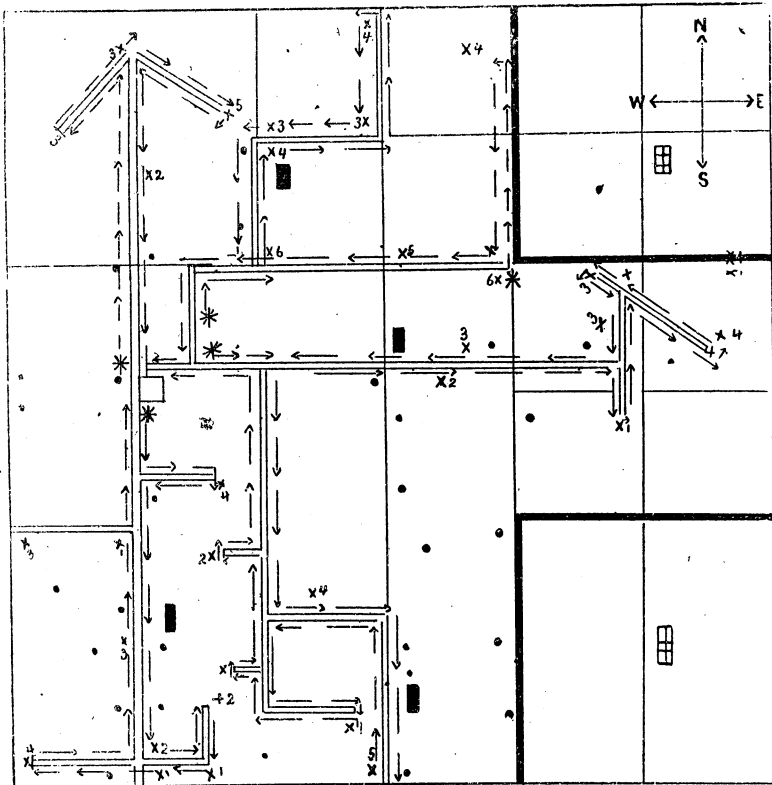
What can be said of the roads? Comparatively speaking, Winnebago is one of the newer counties, and roads have not been so thoroughly

Transportation of Rural School Pupils at Public Expense.

graded and drained as in old-settled sections, consequently the roads are not so good as in many parts of the state.

What length of time is required to convey children to and from the central school? The time required depends upon the condition of the roads. When very muddy, as was the case when the writer visited the district in 1900, the drivers began collecting the children from 7:15 A. M. to 8:15 A. M., according to the length of the route, and returned them to their homes from 4:45 P. M. to 5:45 P. M.

SCALE $\frac{2}{3}$ INCH TO THE MILE



- = CENTRAL SCHOOL
- ⊠ = ABANDONED SCHOOL
- ▤ = SCHOOL HOUSES IN USE

- x = FARM HOUSES WITH CHILDREN
- = " " " " " NO "
- → DIRECTION OF ROUTES
- * = STARTING " "

(By "starting of routes" is meant where teams start. The most remote children are as a rule gathered first.)

Consolidation of School Districts.

The compensation paid drivers is \$30 per month, except on route 1, where only \$25 are paid. For this amount they are required to furnish their own properly covered, strong, safe, suitable vehicles, subject to the approval of the board, with comfortable seats, and a safe, strong, quiet team, with proper harness, with which to convey and collect safely and comfortably all of the pupils of school age on the route, and to furnish warm, comfortable blankets or robes sufficient for the best protection and comfort for each and all of the pupils to and from the public school building and their respective homes. They agree to collect all of the pupils on the route by driving to each and all of the homes where pupils reside each morning that school is in session in time to convey the pupils to school, so as to arrive at the school building not earlier than 8:40 A. M. nor later than 8:45 A. M., and return the pupils to their homes, leaving the building at 4:00 P. M., or later, as the board may determine.

They are required to personally drive and manage the teams, and to refrain from the use of any profane or vulgar language within the hearing or presence of the pupils; nor may they use tobacco in any form during the time they are conveying children to and from school. They are not permitted to drive faster than a trot nor race with any team, and are required to keep order and report improper conduct on the part of pupils, to the principal, or president of the board.

It is further provided between the driver and the board that one-half of the previous month's wages shall be retained to insure the faithful performance of the contract.

In 1894 the district township was composed of six sub-districts, and required six buildings, six teachers, six sets of apparatus—in fact all of the equipment necessary for one district was required by each of the others.

The report shows that under the plan of separate schools, the average cost per month for each pupil was \$5.03 in 1894, while in 1900, under the central school plan this had been reduced to \$2.31.

CONSOLIDATION OF SCHOOL DISTRICTS AND TRANSPORTATION OF PUPILS IN WISCONSIN.

At the Southwestern Teachers' Association held at Monroe, Wisconsin, April 5, 1902, Supt. J. H. Natrass, of Lafayette county, read a paper on consolidation of school districts and transportation of pupils. The Association passed a resolution requesting the state superintendent to publish the paper. In conformity with this resolution, the following excerpts, setting forth some of the progress that has been made in the state, have been taken from the report. This is followed by a discussion taken from the same paper of the objections usually urged against this plan.

CHIPPewa COUNTY.

In Chippewa county two districts decided to abandon the idea of establishing new districts and, instead, transport the children, none of which is more than four miles distant, to the village school. In this way two joint districts were formed. Free transportation is provided for in but one case. The liveryman of the village of Cartwright sends out two rigs each day to bring children living from two and one-half to four miles distant. For this service he is paid two hundred dollars

Transportation of Rural School Pupils at Public Expense.

for nine months, the money being raised by the joint district. Superintendent Annie Schaffer writes that the plan has proved very successful and is fully one-half cheaper than to maintain separate schools. The people of the county are interested in the movement and more consolidation will take place.

DUNN COUNTY.

Two cases of consolidation are reported in Dunn county. In the village of Cedar Falls a three department school has been maintained for a number of years and about three and one-half miles from the village the district maintained another mixed school, accommodating about eighteen pupils at a cost of three hundred and fifty dollars per year. In September, 1901, the district began to transport these pupils to their village school, at a cost of two hundred dollars. By doing so they have an attendance large enough to admit them to the list of graded schools of first class, while without these children they could not hope to have better than a second class graded school. Superintendent Var-num estimates that the district saves about one hundred and fifty dollars which, together with the three hundred dollars' state aid, increases the saving to four hundred and fifty dollars per year to the district. But one bus is used in transporting the children, at a cost of twenty-two and two-ninths dollars per month, and the vehicle is simply a common wagon with a hand-wagon box, with a home-made, water tight cover and canvas side curtains. The following is an extract from a letter received from Principal F. F. Lauber, Cedar Falls:

"At the beginning of the year there were dire predictions in regard to the success of the system, especially during the winter. But these predictions, by the opponents of the system, have nearly all proved false; and at present the public sentiment seems to be quite strongly in favor of this means of affording better school privileges for all children of the district. The children are well cared for by the management of the conveyance and have not suffered any in going to and returning from school, from cold or wet weather. The conveyance is always very punctual and there has not been a single case of tardiness by any of the children from the country this year. In conclusion, I will say that, judging from present conditions, I think the free transportation system has come to stay in this district."

The second case of consolidation is that of uniting two small school districts into one larger one. They have but one teacher but pay better wages and have a much better school this year than either of the former years.

GATES COUNTY.

In Gates county they have no consolidated schools, as the term is understood in an older settled country. Up there the township system was adopted in some places, central schools organized and children are transported to them. Three such schools are reported by Superintendent Mackin. In 1898, territory equal in size to four ordinary districts, was organized as a sub-district, township system, and a graded school of three departments was established at Glen Flora, at that time in Chippewa county. Four buses are used to bring the children to school who reside more than three miles away, and the cost is twenty-five dollars per month. Under date of December 27,

Consolidation of School Districts.

1900, Secretary H. W. True, of the town board of school directors, reported to the county superintendent as follows:

"We are proud of our school and by having so large an attendance we are able to have three departments, where, if we had three or four schools out around the country our school would be much smaller and the schools would be small outside, and the expense of maintaining our school is much lessened by consolidating."

"In 1900 another sub-district was organized equal in size to two districts such as we have in southern Wisconsin, and a large school was started in a central place. One conveyance is used to transport the children and all parents are satisfied. In 1901 a graded school of three departments was started in a large sub-district and here also one bus is used to convey the children to the graded school. The parents do not object to have their children transported to the village schools and the reports show better attendance and punctuality, as well as better instruction, while the cost per capita is from one-half to three-fourths as much as it would be under our district system."

Miss Harriet Dalton, principal of the state graded school at Tony, Gates county, writes as follows: "The ride in the morning gives the children a wide-awakeness which we do not find in the children who step from their home doors into the school. Surely it is better for them to be driven for *three* miles through the cold and mud than to walk a mile or two, as they needs must do if they have a district school. Another year the town expects to close a school in an outside district and carry the children to our village school. The board has found that they are able to save money by doing this and also give the children the advantages that are being enjoyed by the village children."

WOOD COUNTY.

In Wood county several years ago a large district was organized by taking territory from surrounding districts for the establishing of a graded school at Babcock. One conveyance is used to bring fifteen children to the school, for which service the driver receives twenty-five dollars per month. Superintendent Leu reports that last summer another district was united, but there was such a protest from the people of the territory to be annexed that it lapsed back into a single district. Now, however, most of the people in the district are sending their children to the graded school and paying their tuition. As they have to walk, it is thought they will soon ask to be annexed again. There are two other districts that are seriously considering the advisability of closing their schools and sending their children to the state graded school.

JACKSON COUNTY.

In Jackson county a graded school of two departments was organized January, 1902, by the consolidation of two country districts. The parents transport their children to school and none live more than five miles away from the school. The cost per capita is about the same, but Superintendent Dell writes of the consolidated school as follows: "The consolidation of these schools has increased the attendance twenty-five per cent. There is no tardiness and the division of the school into grades has greatly increased its efficiency. Parents show great interest and at least one other district is apt to join with them next year and a three-room school will be established."

Transportation of Rural School Pupils at Public Expense.

IOWA COUNTY.

In September, 1901, a state graded school of three departments was established in the village of Arena by the union of a country with the village district. The children walk, but do not live more than one and one-half miles distant. The people of the consolidated district are well satisfied with the change and the expense per capita has not been increased.

ONEIDA COUNTY.

In January, 1902, two districts of Oneida county united to form one large school. A conveyance is used to carry the children, which travels three miles one way, and the cost for transportation is twenty dollars per month. Superintendent Germond says the change saves half the cost of running one school, but reports that consolidation and transportation cannot be generally adopted up there in the woods, because not one farmer in four is a tax payer, and horses, etc., are owned by absent capitalists.

OTHER COUNTIES.

Single cases of where a small school has been closed and tuition of pupils paid in some other district are reported by the superintendents of Buffalo, Columbia, Eau Claire, Green Lake, Rock, 2nd district, and Walworth counties. In each case the pupils either walk or are taken to school by their parents. The other forty-six counties of the state from which I have received reports are like La Fayette county, in the fact that no consolidation has been accomplished. Reports from most of the superintendents show that an effort is being made to induce action in places where small schools could, with advantage, combine with other country schools or with village graded schools. Consolidation is not considered advisable by superintendents in Iron, Burnett, Florence, Bayfield or Vernon counties, because of sparse settlements, long distances between schools and absence of convenient roads. Very few superintendents are discouraged by the reluctance of the people to adopt the system, but on the other hand, many of them are very hopeful for favorable action in the near future.

OBJECTIONS URGED AGAINST THE PLAN.

The following are the leading objections raised by the people of Wisconsin, as shown by the reports of county superintendents and institute conductors sent to the writer of this paper:

1. Bad roads and irregular distribution of public highways.
2. Uncertainty about expense.
3. Loss of the *home* school.
4. Fear that land on the border of enlarged district will depreciate in value.
5. Central school might build a new, large building and the discontinued schools might wish to return to the old regime.
6. Many teachers would be thrown out of employment.
7. Would build up a central school in a rival district. (Jealousy.)
8. Disbelief that pupils can be transported comfortably and safely.
9. Doubt whether a graded school is better than an ungraded school.

Consolidation of School Districts.

10. Children would have to leave home too early and would not get back in time to "do chores."
11. The evil influences would be much greater, particularly if children are transported to village or town schools.

The objections raised by the people must be met in a proper spirit and should receive careful and respectful consideration if we ever expect to see consolidation and transportation adopted very generally in this state. It is not enough to tell the people that better schools would result, but we must be prepared to "prove the faith that is in us," so far as possible. While some of the objections may be removed by furnishing information as to the results of adoption in other states, other objections cannot be set aside by argument. Certain conditions must be changed before the system can be successfully operated. The general plan must be modified to suit the peculiar conditions in various localities. Nearly all superintendents reported bad roads at certain times of the year and the unequal distribution of public highways to be a most serious hindrance to transportation. Without doubt country roads must in some cases be improved before children can be safely and economically transported any considerable distance.

The good road movement, inaugurated in Wisconsin by Senator Stout, ought to be encouraged by every person interested in the improvement of rural schools. With the introduction of instruction in the elements of agriculture in country schools, teachers have an excellent chance to emphasize the value of building and maintaining good roads. It should receive due attention.

At the meeting of the superintendents' section of the National Educational Association, held in Chicago last February, it was admitted by superintendents from states where transportation is in force that it cannot be undertaken profitably unless the roads are fairly good. Probably what concerns the people most, particularly the tax payers who do not have children to educate, is the matter of expense. Here is where public sentiment must be raised to favor the best, even if it does cost a little more. Country people must be led to have faith in their ability to successfully contend for as favorable educational facilities as those enjoyed by the city boys and girls. It has been the experience in other states that where people can be made to see that the schools will be better, that their children will have a better chance for education near at home, they will not hesitate to make the change, even if the transportation involves more expense. In Wisconsin there is not a single case reported where the cost per capita has been increased by consolidation. To unite all the schools of a township, necessitating the erection of a large central building and transporting the children long distances, would increase the expense, for a time at least. This was admitted at the Chicago meeting. Here in Wisconsin, particularly in the older settled portions, it may be years before the township system of school consolidation will be adopted generally. People must be made to understand that we are contending at this time for "large districts," by doing away with two, three or even four weak schools and substituting *one* strong, graded school in their stead. Until this is made clear, those who are opposed to the plan will have good ground to misrepresent the true issue.

If consolidation has the same effect in Wisconsin as in Iowa and other states, land values will increase throughout the enlarged district. As State Superintendent Barrett of Iowa says in his biennial report: "It is not the accessibility within walking distance to a poor

Transportation of Rural School Pupils at Public Expense.

school that makes a farm valuable, but accessibility, whatever may be the means of reaching it, to a good school." It is reported in the eastern states where a farm is advertised for sale that the advertisement is made that children are transported to a first class central school, instead of offering as an inducement that the district school is within a mile of the farm.

We have been unable to find a single instance where, after trying both systems fairly, the farmers preferred the inferior district school to the superior central school, providing the conditions of transportation and the details had been properly attended to. The fact that many people do not appreciate the advantages a graded school offers, not possible in a country school, must not be lost sight of. It is the prevalent sentiment in many communities that when a comfortable school room is provided, a good teacher employed, and library and other facilities present, that the best possible provisions have been made for the education of the children. Some of these schools are better than some graded schools, but they are the exception. It must convince any reasonable person that it is impossible for one teacher, no matter how competent, to accomplish the work that two, four, or eight teachers are employed to do in some of the graded schools.

Of course, we are confronted with the statement, true very often, that country students, attending high schools, generally take front rank, and are oftentimes better prepared than those coming through the grades. But the total number of these is but a small part of the rural population of school age. The one per cent. will forge to the front in spite of adverse circumstances and our chief concern should be for the ninety and nine who leave the home school before completing Middle Form work, discouraged and dissatisfied because of the absence of inspiration and interested numbers insure. The small school can never be a good school. The teaching may be good but the zest and spirit and life, which really contribute more to the pupil's success in life, are always lacking. No wonder the boys and girls leave it at an early age.

It is quite natural that parents will have doubts as to the comforts afforded by transportation during very cold weather, and will be suspicious as to the influence of those having charge of the conveyance. It is evident that care should be exercised in securing the services of competent drivers, who will live up to the terms of their contracts. In one district in Wisconsin, transportation had to be abandoned because the driver was neither competent nor responsible and the service neither prompt nor regular. The system must not be blamed for faulty arrangements of details.

That many teachers will be thrown out of employment if consolidation obtains is not worthy of serious consideration. This argument will only be advanced by incompetent teachers, who are aware they are licensed because there are not enough good teachers for the positions. The principle that teachers are for the schools and not the schools for the teachers ought to be well understood and accepted. In any event, if the number of available teachers continues to decrease as during the past two years, all over Wisconsin, some schools will be compelled to close.

It is the nearly unanimous opinion of the county superintendents of Iowa, where the system of transportation is in force, that children cannot conveniently be conveyed more than from three and one-half to four miles one way. The advocates of transportation in this state do not favor the taking of children longer distances from their homes to

Consolidation of School Districts.

the school. If routes are properly arranged and schedule time observed, children farthest from the schoolhouse will not be required to leave home very early in the morning and can be returned in time to be of service in "doing chores." We know of a great many parents who would rather sacrifice a little of this help and have their children at home every night, than to send them to town to be gone five days and nights of each week. We know of many parents who prefer to continue life in the country, but have been compelled to move to town that the children may receive even an elementary education. If further depopulation of rural districts is to be discontinued, consolidation must take effect.



The foregoing cut is a picture of the carryall used for transportation of children in the Cedar Falls district, Dunn County.

EXTRACTS FROM LETTERS OF COUNTY SUPERINTENDENTS.

RECEIVED MAY 12-14, 1902.

From the Superintendent of Chippewa County.

"The present status of affairs in this respect will be greatly improved by the opening of the next school year. We are having this year the transportation at public expense into the village of Cartwright. Two teams are employed. At least one other school three miles from Cartwright will close next year and transport the children; possibly *two will close*. A good many children from country schools have been attending the village school at Bloomer, also at Boyd. But their own people have furnished the teams. *Two*, and possibly *three*, schools will close near Bloomer next year and the children will be transported. I can not tell just yet how many teams will be required for this. The determined effort made this spring to bring about *country* consolidation in the town of Eagle Point, and the *large vote* in favor of it at

Transportation of Rural-School Pupils at Public Expense.

spring election shows that people are in earnest about the matter. There is little doubt but that another year will find a large central school (\$3,000.00 building) in the town of Eagle Point, to accommodate the four schools in that end of town.

While we have only just *begun* the good work of consolidation, yet the sentiment in its favor is growing rapidly. The air is full of it, and it will come before long *with a rush.*"

Supt. Annie E. Schaffer, Chippewa County.

From the Superintendent of Dunn County.

"In reply to your favor of the 9th inst. will say that transportation of pupils is in operation in Jt. District No. 2, towns of Red Cedar and Tainter in this county. The driver contracted to make two trips daily over a route of about eight miles, carrying at most eighteen pupils, if there are that many desiring to ride, for the sum of two hundred dollars for nine months. I know of no criticism on the plan at present.

"To bring this about a small mixed school in one part of the district was closed and the pupils are taken to the graded school at Cedar Falls in the same district.

"We have one case where two small districts were united a year ago and now support a strong mixed school.

"I believe that by proper agitation of the question Jt. District No. 1, towns of Eau Galle, Dunn and Waubeck might be consolidated with district No. 1 of the town of Eau Galle and a three-department school maintained where there is a two-department school now in the village of Eau Galle."

Supt. N. O. Varnum, Dunn County.

From the Superintendent of Gates County.

"There are two towns in Gates county where children are transported to school at public expense. The school officers believe this is cheaper than to maintain small schools. In the town of True, four carriages are used to bring children to the graded school at Glen Flora at an expense of \$25 a month for each team. Twenty-five children are transported. More children can be carried at a much less expense when roads are built connecting the main roads. There is one team hauling children to the school at Ingram.

"There is a strong sentiment in favor of building a central school at Bruce and transporting children from Atlanta and Beldenville, each about two miles from Bruce. This would make a school of about three hundred pupils. The plan could be carried out with success.

"There are five schoolhouses within three miles of Island Lake. The attendance in the five schools is about 60. The leading people there are talking of selling the small schoolhouses, building a large one, and transporting the children to the central school. The people here would like pictures of barges and an estimate of the cost and the carrying capacity of a suitable barge.

"There is still objection to consolidation in some districts. At the town meetings this spring, three districts voted to build schoolhouses, none of which will be more than three miles from good graded schools. The average attendance in each of these will be between five and fifteen. The opinion was that many settlers are not yet able to clothe their children well enough to go to village schools. It would seem that this is a wrong impression, as children ought to be dressed plainly in going to any school."

Supt. W. N. Mackin, Gates County.

Consolidation of School Districts.

From the Superintendent of Wood County.

"There are going to be some changes in the schools (for the better) this summer. I think there will be one or two more graded schools established. This will mean a change in some districts, though it is not fully decided yet just what they will be.

"No. 4 Remington has had transportation for some time."

Supt. O. J. Leu, Wood County.

From the Superintendent of Eau Claire County.

"Considerable attention has been devoted to the subject of the consolidation and transportation of children. The following are the figures for one township (six miles square) in this county. There are 243 children between the ages of 4 and 20 years. The average daily attendance last year was 76. The total number enrolled was 163. It certainly appears evident that a township central plan would be the cheapest in a town of this stamp and would result in better work. Two schools have been closed and joined with neighboring districts."

Supt. E. A. Cleasby, Eau Claire County.

"FORWARD."

Consolidation of school districts and transportation of pupils is one of the most important movements in recent years for bettering the school facilities of rural communities. It is in line with the progress that is being made in industrial fields. This is the era of concentration. The foregoing discussions indicate sufficiently that the small country school, with the frequent accompaniment of poorly prepared teachers, does not give the children the preparation that is now needed for success in life. It also shows that it is expensive when the number of persons in attendance is taken into consideration. Consolidation of districts always results in better organization of schools, in stronger teaching force, and in taking pupils out of the isolation found in many small schools. One of the most important things in the education of the child is that he shall come into contact with a goodly number of children of his own age; without this contact he is missing one of the most important elements in education.

Experience in more than twenty states, Wisconsin included, has shown that consolidation may be effected and pupils transported without a material increase in the expenses for school purposes in the territory covered. This experience is strongly in favor of consolidation. Had it not been a success, we should have heard unfavorable reports from localities where this plan has been tried. So far, it has been found eminently satisfactory.

This is a very important question and should receive the serious consideration of all communities favorably situated for consolidation of schools. The State Superintendent will be pleased to give additional information on any phase of this question to interested parties, and to co-operate with any community that may desire to adopt this plan, for the promotion of its educational interests.

"Forward" is the inspiring motto of our state; let us be true to it.

L. D. HARVEY,
State Superintendent.

Transportation of Rural School Pupils at Public Expense.

SUMMARY OF REPORTS RECEIVED FROM COUNTY SUPERINTENDENTS SINCE JUNE 30, 1902.

Adams: "The board of school directors of the town of Jacobs transports five children for whom formerly a separate school was maintained."

Bayfield: "Transportation of pupils will be tried in one district this year."

Buffalo: "A district in the town of Modena has voted to run one transportation conveyance for the purpose of testing the plan and if it proves satisfactory an attempt will be made to consolidate the districts of the town."

Burnett: In the town of Meenon three conveyances are used for carrying the children to a central school, the drivers each receiving a remuneration of \$25.00 per month."

Chippewa: "One sub-district in the town of Colburn has been discontinued and the pupils are being transported to a larger school."

Columbia: "Last year two small districts consolidated and another district suspended school and paid tuition for the resident pupils in an adjoining district."

Eau Claire: "A movement toward the establishment of a state graded school at Brackett has brought about the hearty co-operation of surrounding districts. The material for the new building is on the grounds and the pupils will be transported from the surrounding districts to the central school when the building has been completed."

Florence: "One district will transport fifteen pupils a distance of three miles to the Commonwealth state graded school."

Gates: "Two schools in the town of Big Bend have been consolidated. In the town of Thornapple one team is used for transporting pupils. The village of Bruce has made arrangements for having pupils in the adjoining district transported to its school."

Green: "One district transports its pupils and pays tuition."

Oneida: "The sentiment in favor of this movement seems to be growing. One new road is being built with a view of transporting pupils over it."

Richland: "One district has been dissolved and annexed to adjacent districts. This enabled one of them to establish a state graded school and materially strengthened the other school."

Waupaca: "Several districts have voted to discontinue school and to pay tuition in neighboring districts."

Waushara: "District No. 8, town of Mt. Morris, was annexed to adjoining districts. Transportation of pupils was not needed since all were within easy walking distance from schools."

In a large number of counties nothing definite so far as immediate results are concerned has been accomplished, but the question has been agitated and public opinion is more than ever in favor of the movement. I append a few extracts on this point.

Consolidation of School Districts.

FROM J. H. NATTRASS,

Superintendent of La Fayette County.

"Nothing except discussion has resulted from the efforts to interest the people of La Fayette county in the consolidation of country schools and the transportation of pupils. However, more people are convinced of the practicability of the plan than before the agitation began."

FROM J. K. LOWRY,

Superintendent of Waukesha County.

"No. 10 Jt., Pewaukee, with an average daily attendance of six pupils last year, made all necessary arrangements to close the school in their district and pay tuition for their pupils in the graded schools of Waukesha. It was then found that a much larger number of pupils of school age resident in the district would take advantage of the opportunity to attend the city schools and because the district funds were inadequate to meet the expense and pay the tuition, the board gave up the plan and employed a teacher again this year. This was the only step toward consolidation in the county and although it failed in its purpose, it may result in a larger number of pupils being in that district school this year or arouse the people to the advantages to be secured by consolidation."

FROM JOHN A. HASELWOOD,

Superintendent of Jefferson County.

"This county has just commenced to seriously consider the matter of consolidation of schools. As yet, only one district has discontinued a poor, weak school and combined with a stronger school. We look for many other districts doing the same in the near future. All that is needed is to educate the people to the great educational advantage that will result from a combination of schools. After getting the people to realize the superior opportunities afforded in consolidation it is necessary to explain a method of taking and returning children, to and from, the central schools. This being done, we need have no fear of the citizens of this county providing the necessary financial means for carrying out successfully this new movement in the interest of rural education."

State Graded Schools.

STATE GRADED SCHOOLS.

The law known as Chapter 439, of the Laws of 1901, enacted by the last legislature, providing that school districts in the rural communities may receive state aid, has proved very beneficial legislation and has met hearty approbation everywhere.

This law provides:

1st. For the establishment of state graded schools of the first class having three or more departments, entitled to \$300.00 special state aid per annum, and state graded schools of the second class having two departments, entitled to \$100.00 per annum. No school of either class may be established in cities or in districts supporting a high school.

2nd. That school must be maintained at least nine months during the year, and the average daily attendance must not be less than fifteen pupils in each department for the entire year.

3rd. That the teachers employed must be competent teachers. The principal of the state graded school of the first class must hold some form of state certificate. One assistant may hold a third grade certificate, one a second grade, and the other assistants first grade or state certificates. In the state graded schools of the second class, the principal must hold a first grade certificate or a state certificate of some form. When third grade teachers are employed, one year's experience in teaching is required.

4th. That the school house, grounds, and accessories shall be ample and free from unsanitary features, and that the furniture and equipment shall be adequate for meeting the needs of the school.

5th. That the school board must make application for state aid before September 1st each year, and must make out such reports as are required by the State Superintendent.

6th. For the appointment of two inspectors of state graded schools, whose duty it is to inspect each school every year. It also provides for a course of study for state graded schools,

State Graded Schools.

formulated by the state department, to be administered in these schools.

This law is one of the results growing out of the movement to improve rural schools. In view of the fact that for many years the tax payers have provided funds to support the university, the normal schools, and the free high schools of the state, and for other reasons hereinafter stated, the school men and others interested in the educational welfare of the state, thoroughly believed that something should be done by the legislature to better the educational conditions in the rural districts.

This matter finally took definite shape at the Wisconsin Teachers' Association in 1900. Two committees, appointed to investigate this question, presented the results of their investigation, and proposed resolutions urging the legislature to make provision for the establishment of these schools. These resolutions were adopted by the Association, and referred to the Legislative Committee, under whose direction a bill was drawn after careful investigation of the laws of other states relating to schools of this character. This bill, slightly modified, became the State Graded School Law.

During the school year 1901-1902 applications for special state aid were received from 124 schools of the first class, and from 168 schools of the second class. These schools were carefully inspected.

At the close of the year, 118 of the first class received special state aid of \$300 each, and 154 of the second class, special state aid of \$100 each. Three schools of the first class and three schools of the second class were found ineligible for places upon the list owing to the fact that they were situated in cities or in high school districts. Two schools of the first class and seven schools of the second class were refused state aid on the ground of teachers not duly qualified, and five schools failed to reach the average attendance required by law.

These 272 schools employed 783 teachers, and enrolled 33,634 pupils. The boards of these schools spent for teachers' wages

State Graded Schools.

\$280,994.71, for apparatus \$16,093.54, for books \$17,563.17, for repairs \$22,388.54, for new buildings, \$129,732.93, and for other purposes \$93,390.65, making a total \$560,163.54.

I take great pleasure and satisfaction in making acknowledgment here of the willing and hearty co-operation of the state graded school boards with the office of the State Superintendent of Public Instruction, for the improvement of conditions existing in these schools. One of the most important improvements is the tendency toward the employment of normal trained teachers or teachers of wide experience. The reports for the current year show a marked increase in the number of normal graduates in the state graded schools. This factor alone would be sufficient to enhance materially the efficiency of the work that these schools are capable of accomplishing. Four of the state graded schools of the first class made sufficient progress during the year to warrant their being admitted to the rank of Free High Schools.

The following extracts from a report of L. D. Roberts, County Superintendent of Schools, Shawano County, is a type of many expressions of opinion on the part of school officers and others: "The past school year was notable in this particular; namely, that it marks off one year's experience with the newly-instituted state graded schools. Of these, Shawano county has two of the first class and three of the second. At present writing, not a single complaint has been made as to their efficiency; neither has there been a criticism relative to their organization and administration. The restrictions on teachers' qualifications for these schools have secured the employment of more competent instructors, and a corresponding confidence on the part of pupils and patrons has resulted. These schools are certain to be both popular and efficient."

The preliminary reports for the year 1902 and 1903 show applications from 131 schools of the first class, and 194 schools of the second class, an increase of 53 schools for the year. This

State Graded Schools.

of itself is sufficient evidence of the hearty appreciation of the operation of this law in rural school districts.

The following are some of the results of the establishment of state graded schools under the new law :

1. These schools have as a whole a much better teaching force than before the law was enacted.

2. A definite course of study has been administered in every school, and will continue to be made the basis of work in these schools, with the result that teachers know what is to be done with each grade from year to year. Pupils will receive systematic and orderly instruction on lines of progress instead of irregular, haphazard, and disconnected work as was the case until the new law went into effect. Before that time, few of these schools had adopted any course of study, each teacher doing whatever whim or inclination dictated.

3. The schools have been carefully graded and a record of the gradation made and left for the teachers this year. This insures economy of effort for the teachers, better classification for the pupils, and better instruction and more steady progress in the school as a whole.

4. The inspection of these schools by the state school inspectors with the County Superintendents, has resulted in more effective supervision of them than ever before. It has brought them into close relations with the state superintendent's office, as shown by the hundreds of letters coming from the teachers and members of the school boards, asking for advice and suggestions.

5. The equipment of the schools with books, apparatus, and furniture has been greatly improved. This is shown by the statistics given elsewhere which give the amount of money expended by the local boards for betterments.

6. The sanitary and aesthetic conditions of the school houses and their surroundings have been very much bettered. From the start it has been insisted that where these conditions were bad, they must be materially improved in order that the school district should be entitled to state aid.

Free High Schools.

7. The law presents an inducement for the consolidation of small, weak district schools, into a graded school of two or more departments, by providing for the transportation of pupils, and thus securing better schools and state aid.

8. The organization of these state graded schools together with their inspection by a state officer, has resulted in a raising of local educational ideals, and the creation of an interest in school matters new to most of the communities where the schools are located. In a number of cases, this interest has extended to outlying districts, and they are seeking to make arrangements for sending their children to the graded schools.

FREE HIGH SCHOOLS.

The evolution of our free high school system forms a most interesting chapter in Wisconsin's history of education. From 1818 to 1846 our state formed part of Michigan territory, and when separated by an act of congress in 1836, it was ordained that the existing laws of that territory should be extended to the new territory so far as compatible with the provisions of the act, subject to the alteration or appeal by the new government erected. The Michigan laws for the operation of schools, though modified in some of its provisions almost every year, continued in force until the adoption of the state constitution in 1848. In that constitution we find the broad foundation, not only of our elementary but also of our secondary and higher educational school system. By it the school fund was created and in it was guaranteed the free education of all children between four and twenty years of age.

THE EARLY SECONDARY SCHOOLS.

In the early years under territorial government the schools were almost unorganized and were elementary in character. Some excellent work was being done in select schools as early as 1840 in Milwaukee and Kenosha, yet at the time when Wisconsin was accepted into the sisterhood of states only Whitewater, Waukesha and Geneva had followed in establishing schools of this kind. The secondary schools evolved under statehood. Their history repeats the history of these institutions in the eastern states. One of its prototypes, however, the classic grammar school, found no foothold within the confines of our state. The evolution of the secondary school system had passed beyond this stage.

The first attempt to solve the problem of secondary education was by the so-called academy. A number of these institutions were established in the cities, and some attained a fair degree of popularity and success. The oldest and best known of Wisconsin academies was

Free High Schools.

located at Platteville, and was incorporated under the territorial laws in 1839. It soon attained renown. In 1846 Professor J. L. Pickard assumed the leadership and under his vigorous management the membership of the school increased in 13 years from 5 to 111. This academy proved eminently successful and popular. In 1866 the grounds and buildings of this academy were transferred to the state board of normal school regents, who instituted there the first normal school in Wisconsin. This academy offered instruction in the ordinary branches taught at that time and in addition in Latin, geometry, algebra, rhetoric, geology and music.

These academies, Platteville included, were private schools supported by contributions of greater or less extent made by the parents of the children who attended.

Some of the larger institutions received state aid for maintaining a normal department for the preparation of teachers in accordance with statutory provisions. The same provisions applied to other institutions of the same rank bearing the name of collegiate institutes. In 1858 the board of normal school regents prescribed the following course of study for the normal department in these institutions.

First Year.

Theory and practice of teaching, connected with and illustrated by the studies in high school arithmetic, physical geography, political geography, algebra, geometry, modern history, analysis of language, natural philosophy, natural theology, book-keeping, elementary sounds, vocal music.

Second Year.

Theory and practice of teaching, connected with and illustrated by the studies in history of English language and literature. Principles of general grammar, drawing, trigonometry, chemistry, mineralogy, geology, astronomy, intellectual philosophy, moral philosophy, constitutions of United States and Wisconsin, political economy, calisthenics, mensuration and surveying, vocal music, and review of whole course.

The civil war attracted many of the men, both teachers and students, from these schools, and in consequence the academies declined very materially. In 1864 the normal departments maintained by these institutions numbered seven and furnished fewer than 70 students for examination. The state board of normal school regents became dissatisfied and urged the establishment of separate normal schools. The legislature in the following year acted favorably upon the recommendation and with the advent of the state normal school, and spread of the high schools the academy declined still more. In 1865 the number of these institutions reporting to the state superintendent was 14. The membership of the faculties was 81; the enrollment, 1,950; and the number of graduates, 78. In 1866 only 9 academies reported with a total enrollment of 1,495. In the report of the state superintendent for 1870 only four academies are reported, located at Evansville, Milwaukee, Jefferson and Patch Grove. The tendency toward the extinction of the academy had been marked for years. The rapid evolution of the high schools and of the normal schools absorbed nearly all the students engaged in securing a secondary education.

The growth of the graded schools was contemporaneous with the growth of the select school and the academy. In 1854 Kenosha, Mani-

Free High Schools.

towoc, Fond du Lac, Madison, and Racine operated well graded schools. Some of these gave high school instruction. The first Wisconsin high school class, ten in number, graduated in Racine in 1857. In 1860 there were about 50 graded schools in the state. The state superintendent in 1852 recommended the formation of county high schools, and in 1858 the state legislature made provisions for union high schools.

Very few high schools were organized under this law on account of the disinclination of the districts to give up their district organization. The graded schools, however, continued to prosper. In 1867 the number of schools maintaining two or more departments was 357. The development of district high schools kept pace with the development of the graded schools. Milwaukee opened its first high school in 1868 with an enrollment of 128 pupils. The courses of study for these schools were formulated by the local boards. The following course in operation in 1868 in the Berlin high school is typical of the best high school programs in the state at that time.

First Year.—First Term.—Higher arithmetic, physiology and hygiene, analysis of English sentence and orthography.

Second Term.—Higher arithmetic, physiology and hygiene, analysis of English sentence and orthography.

Third Term.—Higher arithmetic, elementary algebra, analysis of English sentence and agricultural chemistry.

Second Year.—First Term.—Elementary algebra, universal history, physical geography and English composition.

Second Term.—Universal algebra, universal history, physical geography and English composition.

Third Term.—Geometry, rhetoric, natural history, and English composition.

Third Year.—First Term.—Geometry, rhetoric, natural history and Latin.

Second Term.—Geometry, natural philosophy, geology and Latin.

Third Term.—Natural philosophy, chemistry, geology and Latin.

Fourth Year.—First Term.—Chemistry, intellectual philosophy, astronomy and Latin.

Second Term.—English literature, intellectual philosophy, astronomy and Latin.

Third Term.—Moral philosophy, logic, botany and Latin.

Composition and declamation throughout the entire course, and reading and spelling every week.

These schools continued to improve in number and in condition. In 1875 there were 27 cities with strong schools, most of which supported high schools. Of the 394 graded schools outside of cities, 210 had three or more departments.

ESTABLISHMENT OF THE FREE HIGH SCHOOL SYSTEM.

In 1875, after considerable agitation by state superintendents, state teachers' association, and others interested in the educational welfare of the state, the legislature passed a law encouraging the voluntary establishment of free high schools and appropriated \$25,000 annually toward aiding in their support. State Superintendent Edward Searing during that year prepared three courses of study. Two of these, making provision for four years' instruction, were designed for the large cities. The third, a three years' course, was designed to cover the needs of smaller places. During that year eighteen free high schools

Free High Schools.

were established in the following places: Beaver Dam, Black River Falls, Boscobel, Chilton, Grand Rapids, Kenosha, Kewaunee, Lodi, Madison, Mineral Point, Neenah, Neillsville, Pepin, Pewaukee, Richland Center, Stockbridge, Viroqua, and West Salem. In 1876 twenty-four additional free high schools were added to the list at Appleton, Avoca, Cobb, Darlington, Durand, Elkhorn, Hazel Green, Hillsboro, Horicon, Lake Mills, Lancaster, Lone Rock, Mauston, Mayville, Mazomanie, New Lisbon, Omro, Port Andrew, Sparta, Spring Green, Stoughton, Tomah, Watertown, Waupaca.

These schools attracted wide attention through their systematic and comparatively uniform courses of study, organization, higher average grade of teachers and increased attendance of non-resident pupils. The great number of students preparing for the university and the new and large buildings expressly erected for the purpose of more advanced instruction, added to their popularity. Twenty schools participated in the first apportionment of high school aid made at the close of the school year 1875-1876. These twenty schools, located at Beaver Dam, Black River Falls, Boscobel, Chilton, Kewaunee, Lancaster, Lodi, Lone Rock, Mineral Point, Neenah, New Lisbon, Osceola Mills, Pepin, Pewaukee, Richland Center, Stockbridge, Stoughton, Watertown, Waupaca, and West Salem, enrolled during the year 1,482 pupils, employed thirty-seven teachers, and \$1,337.14 was received for tuition. The sum of \$17,927.43 was actually expended for instruction, and the state aid to these schools amounted to \$7,466.50.

The year 1877 saw the largest accession of schools to the high school list. During this year thirty-two were added at the following places: Baraboo, Beloit, Brandon, Brodhead, Burlington, Chippewa Falls, Delavan, Eau Claire, Evansville, Fond du Lac, Fort Atkinson, Geneva, Marinette, Montello, Mount Hope, Muscoda, Necedah, Oshkosh, Plymouth, Portage, Racine, Ripon (two, first and second ward respectively), Sauk City, Sheboygan, Sheboygan Falls, Shullsburg, Stevens Point, Two Rivers, Waupun (Dodge Co.), Wauwatosa, and Wonewoc. The law met with continued favor and schools were added to the high school list in 1878 at Almond, Berlin, Glenbeulah, Janesville, La Crosse, Middleton, Monroe, Sextonville, Sturgeon Bay, Waupun (Fond du Lac Co.), and West Depere, and in 1879 at Depere, Green Bay, Oregon, Reedsburg, and Shawano.

Ninety-one free high schools were entitled to state aid for the school year 1879-80. These ninety-one schools had an enrollment of 6,730 pupils employed 207 teachers and \$9,862.05 was received for tuition. The sum of \$116,683.53 was expended for instruction and the total apportionment of \$25,000 was used up in aid of these schools, none of them receiving the maximum allowed by law.

INCREASED APPROPRIATION.

The annual appropriation of \$25,000 in 1885 was entirely absorbed by high schools connected with the graded system of cities and villages. The legislature, therefore, appropriated another \$25,000 annually expressly for free high schools in towns having no graded schools. This plan, though perfect in theory, did not prove successful in practice. The independent district system prevented the formation of township high schools. The following legislature, therefore, provided that township high schools are to receive as special state aid from this fund, one-half of the sum actually expended by them for instruction, and the

Free High Schools.

balance of the \$25,000 to be merged with the other fund. The other high schools share pro rata, and none may receive more than \$500 per annum, while the township high schools receive one-half of the amount actually expended in instruction. Yet in spite of this inducement, Wisconsin has now only nine high schools of this class. Ten years of rapid development of local high schools followed. The number increased to such an extent that the appropriation for each was very small indeed, and so the legislature in 1899 doubled the appropriation, making \$100,000 available for this purpose. Under this beneficent action the growth of the high school has gone forward vigorously and the schools have kept pace with the material prosperity of the state. On July 1st, 1900, there were 219 free high schools in Wisconsin. Of this number 163 had four year courses, and 56 three year courses. Now we have 226 schools on the free high school list, 180 of which have four year courses, and 46 of which have three year courses. Since June 30, 1902, eleven high schools have changed from three year to four year courses.

The free high schools of the state last year employed 729 teachers and had an enrollment of 17,463 students. The total salaries of principals and assistants amounted to \$466,281.33; the tuition pupils numbered 4,142; the amount paid for tuition was \$42,813.22.

The increase in tuition students is due in a large measure to the operation of chapter 188, laws of 1901, which provides for the payment of tuition at public expense for high school students coming from districts that do not support a free high school. The operation of this law and its benefit are not yet fully understood. According to present indications the law will be instrumental in increasing the high school enrollment very materially this year.

The establishment of state graded schools by legislative enactment will prove another feature in enhancing the growth and popularity of the high school. In these state graded schools the course of study formulated by the state superintendent and administered by the schools is a most excellent preparation for high school work. Many of the state graded schools of the first class have secured permission to give instruction in some of the high school subjects. This permission has always been granted where the teaching force and the facilities were ample and where there were a sufficient number of pupils advanced enough to take such instruction with profit to themselves and honor to the community. This course is taken in most communities as a stepping stone to the establishment of a high school having a three years' course, and under it four new high schools have been established within the last four months.

This exceptional growth of the high schools augurs well for the success and prosperity of the state. The large increase in the number of these institutions enables a goodly portion of the children in our commonwealth to secure a good secondary education and yet remain under the influence of their parents in the home. Much of the future success of the child depends upon the formation of habits. The years devoted to high school work are the most impressionable years of life and it is at this time that the youth is most susceptible to bad influences. It is not surprising, therefore, that the people of our commonwealth prize that institution very highly which enables them to educate their children within reach of home influences. The physical well-being of the children of the Badger state as well as their moral welfare plead for more of these home high schools.

Free High Schools.

POLICY PURSUED IN THE ESTABLISHMENT OF NEW FREE HIGH SCHOOLS.

It has been the policy of this department to refuse the request of communities for the establishment of a free high school unless the conditions were such that the success of the school is assured from the first. In no place has a free high school been established unless the academic qualifications of the statutory number needed for the establishment of such a school were sufficiently high to warrant that the high school work could be pursued with profit to the students.

During the last four months high schools have been established at Crandon, Wausaukee, Princeton, and Kewaskum. Each of these places is the center of large agricultural territory, possesses manufacturing interests, has ample population to support a high school, and is a considerable distance from high schools already established in that vicinity. Fourteen state graded schools of the first class are looking forward toward establishing free high schools in the immediate future. Each has ample territory and school population, and when a satisfactory examination is passed by the statutory number, their request should be granted. There is room in this state for fully five hundred free high schools.

COURSES OF STUDY.

The courses of study have become more settled. While it is true that the curricula of secondary schools are in a state of unrest everywhere, Wisconsin principals and school boards recognize more and more clearly that constant changes in courses of study cause a disturbance in the administration of the high school which seriously interferes with its highest efficiency. It ungrades the pupils, and often renders their graduation difficult by compelling them to take instruction in subjects in the new courses for which no adequate preparation was made in the courses supplanted. It also seriously interferes with the work of high school pupils who, through force of circumstances, are compelled to change from one high school to another. It is a matter of gratification, therefore, that the standard courses of study recommended by the state superintendent are in operation in more schools now than ever before, and that requests for radical changes come only from young, inexperienced principals, not familiar with our high school system.

In the academies, before the advent of the free high school, it was possible to maintain a traditional course of study, since these schools were maintained mainly by tuition, and their function was confined largely to the preparation of students for college. The narrow courses offered by these institutions, however, did not meet the needs of the many. The student whose taste did not conform to the subject matter taught, whose aptitudes did not lie along the classical languages, received but scant attention, and soon dropped out entirely.

With the advent of the free high schools, under greatly changed industrial and social conditions, came a diversity of views as to the proper function of these schools. In consequence of this, the classical course of the academy has been differentiated into ancient and modern classical, English, general science, commercial, and manual training courses in the free high schools. The rapid strides that are being made in the sciences, in commerce, in social and industrial affairs, necessitate an occasional adaptation of the courses of study that have

Free High Schools.

been in operation, to existing needs. These changes, however, even when demanded by the desire to keep step with conservative progress, should not be left to the whim or caprice of the individual principal or school board, but rather to those, who, by long experience in the work, are competent to make such changes as will subserve the highest interests of all the schools concerned. The public interest in the courses of study betokens a healthful condition. The discussions of courses of study at the fire-side, and in school meetings, crystallize public sentiment as to preferences, and these preferences, when formulated into proposed courses of study, have been given due consideration.

Three years ago, with the endorsement of the state university, some changes were made in the high school courses, and an effort has been made to have the schools administer these courses. Local needs and demands have always been given due consideration, and some schools have courses modified to meet those needs. In the great majority of schools, however, the standard courses are administered as they stand, and it gives me pleasure to state in this connection, that these courses have given very good satisfaction. Much credit is due school boards and principals for their courteous assistance to this department in shaping and maintaining the present standard courses.

INCREASE IN THE NUMBER OF HIGH SCHOOL TEACHERS.

In consequence of the regulation requiring a principal and one assistant for the full time, for the administration of every school maintaining the four year English course of study, and extra assistants for additional courses adopted by the board, the number of assistants in the high schools has been very materially increased. This permits of closer classification of pupils and results in a higher grade of work being done by them and by the teachers. It reduces the number of daily recitations for the teacher, and this permits of thorough preparation for each recitation by the teacher, and of systematic examination of any written work which the students may be required to do. Seven recitation periods per day should be the limit for any assistant in the high school, and it would be preferable if no teacher were required to teach more than six periods. Those in charge of English and rhetorical should teach fewer periods than six, since much outside work is required of them in rehearsals and in the correction of written work.

NECESSITY FOR SUPERVISION OF GRADE WORK.

A principal who is also the supervisor of the grade work, should be relieved of class work for several periods during the day. The time spent in the supervision of the grades is well employed. The efficiency of the high school rests fully as much upon the character of the work done in the grades, as upon the work actually done in the high school. In nearly all high schools where the work, upon inspection, was found unsatisfactory, the criticisms were directed almost exclusively against the work in the first and second year. Upon investigation it was found in most cases that the deficiencies were due to poor and unsystematic instruction in the grades. In some schools no systematic course of study for the grades below the high school was in operation, and the teachers were at liberty to give instruction in such subjects and phases of the subjects as they saw fit. In a number of places was

Free High Schools.

found a disregard of suitable tests for admission of pupils to the high school. This defect is probably due in part to the wish of the principal for a large enrollment in the high school and in part to the desire of board and principal to relieve the lower grades of the pressure incident to large numbers with little or no reference to the scholastic needs of the high school. It is evident that under such a regimen the pupils can not be prepared for pursuing the studies in the high school with profit to themselves. The tests for admission to the high school should be maintained as high, at least, as those used by the state department in organizing these schools. With pupils well prepared for the pursuit of high school studies, the administration of the courses is rendered comparatively easy, and the highest efficiency easily attainable. A principal of a three year school course, when administering it alone, must conduct ten daily recitations. It is needless to say that this is entirely too much work for any one teacher. The best results cannot be expected under such conditions. All three year high schools, therefore, ought to have an assistant for a portion of the time at least. In the smaller schools, this assistant may also have charge of the eighth grade.

SELECTION OF TEACHERS.

Great care has been exercised by the school boards in the selection of teachers. The aim has been to secure the best the salary could command. In a large number of schools only those who have a broad, general education and have specialized for the purpose of qualifying to teach certain branches are engaged. This one feature is perhaps the most striking of any of the improvements which have marked the biennial period just closed. School boards have awakened to the fact that good schools can be had only through the employment of good teachers. This course on the part of school boards has had the effect of enhancing the wages of high school teachers in the state, and this condition of itself ultimately means a stronger grade of work, by attracting and keeping better talent within the rank and file of the teachers' profession. While the records still show a large number of changes in the teaching forces of the different schools, yet on the whole there exists a tendency toward a longer term. It is hoped that this tendency will prove a permanent feature in the administration of the high schools of the state.

INSTRUCTION.

All high schools have been inspected annually, and where conditions demanded, more frequently, by a member of this department. The instruction has greatly improved. The teachers seem to be alive to the important work which the high school demands. The methods employed are in accordance with recent pedagogical advance. This is especially noticeable in the teaching of history in all of its phases. Now cause and effect and the relation between the events studied receive prominent attention instead of the enumeration of facts formerly in vogue. This is certainly a more rational treatment of the subject. The work in English is improving, although it has not yet reached that perfection which educators and business men alike desire. Much attention, however, is being paid to this subject by the high school teachers, and in almost every school some English work is being done

Free High Schools.

during the entire course either as a separate subject, or correlated with the literature or literary readings.

Among the high school subjects, the teaching of botany exhibits the most diversified methods, and great differences of opinion exist as to what phase of the subject shall be taught or emphasized. Some schools are still without laboratories and some of those which have them are not properly equipped to teach this subject. These defects are all the more noticeable when the attempt is made to teach the microscopic phases of the subject without compound microscopes, or as is the case in many schools, with only one of these instruments at the disposal of a large class. For the present it must remain as a utilitarian subject, and cannot be treated in the thorough, scientific manner which physics now receives. A number of school boards, especially in rural communities, have asked for permission to substitute elements of agriculture for botany, in their high schools. These requests have always been granted, and the change has proved very beneficial indeed. It would doubtless be well if more school boards were to pursue the same course, since this subject appeals to the interests of a large class of tax payers, and instruction in it is fully as valuable in every particular as the instruction in botany.

No special comment is necessary relative to the teaching of mathematics, languages, and civics. While serious errors on the part of the teachers handling those branches are occasionally reported by inspectors, it may be stated that a general improvement in the teaching of those subjects is noticeable everywhere.

BUILDING AND LABORATORY FACILITIES.

A large number of new buildings have been erected or are in process of erection at the time this report goes to press. The new school buildings at Berlin, Oconomowoc, Grand Rapids, Plainfield, West Bend, Sturgeon Bay, Hurley, Shawano, Oshkosh, Hartford, Merrill, Evansville, and Belmont are models of their kind, well equipped and planned for the purpose they are to serve. Separate rooms for laboratories and much additional apparatus have been supplied at the suggestion of the inspectors from this department and the state university, and in consequence the science work has been very materially improved.

NEEDED LEGISLATION.

The attention of the legislature is respectfully called to several matters in connection with the statutes now governing Wisconsin high schools. These may be classed under three heads:

1. Organization.
2. Supervision.
3. State aid.

Organization.—In 1899 section 491, Wisconsin statutes, providing for the organization of joint school districts, was amended. Section 492, which provides for the election of high school officers, was not amended. As a result, while authority was given to two or more common school districts to organize as a high school district, there is no definite statute indicating how the officers of such high school district shall be elected.

Supervision.—The remarkable progress of our graded schools under the state graded law demonstrates the wisdom of clothing the state

Free High Schools.

superintendent with such power as will enable him to execute the full intent and spirit of the law. The present high school law does not specifically provide that the high school shall be deprived of its aid if it does not employ competent teachers, or provide sufficient equipment, sanitary conditions, etc., when these defects have been pointed out as a result of inspection. While the majority of the school boards are willing to meet the requirements of the department, some fail to do so. Legislation, therefore, to authorize the state superintendent to withhold the state aid in case of failure to comply with the recommendation of the inspector as provided by law, and legislation to require pupils entering a high school to have the proper preparation, would be a long step in the direction of still further improving the high schools of the state.

State aid.—An annual apportionment of \$100,000 is set aside for special aid to free high schools. The primary object of this was to promote the establishment of high schools in order that all communities may share in the advantages offered by them. The phenomenal growth of the high schools has more than kept pace with the bounty of the legislature. At the present time the school which expends \$1,000 or more per year for instruction receives only \$466 annually from this fund. This is true of all the larger cities, such as Fond du Lac, Janesville, and Wausau, as well as the smaller rural towns where the most help should be given. As a remedy, I would suggest that the fund be increased to \$150,000, and that high schools organized by the union of two or more common school districts, in smaller places, be granted a special bonus. The foregoing comments on the defects in the present laws governing our free high schools indicate that a complete revision of all the laws pertaining to this institution would prove advisable.

In conclusion permit me to say that the free high schools of Wisconsin are firmly implanted in the esteem and confidence of the people. Only a short time ago waves of anti-high school sentiment would occasionally sweep the state from one end to the other. Today the people willingly tax themselves for the support of the "people's college," and give it hearty and cheerful support everywhere.

Manual Training.

MANUAL TRAINING.

In 1895 the Wisconsin legislature made provision for special state aid to manual training departments in connection with high schools. It provided for a special state aid of \$250.00 to any free high school that had maintained a department for giving instruction in manual training for at least six months in the year and followed the course of study prescribed by the state superintendent for such schools. The number of schools that might receive special state aid was limited to 10, but this number was increased by the legislature of 1899 to 20. J. Q. Emery prescribed the following elastic course:

Freehand and mechanical drawing.

Instruction and exercises in wood and iron work.

Instruction and exercises in sewing, and

Instruction and exercises in cooking.

Under the influence of this law departments of manual training and domestic economy were organized in Eau Claire, Oshkosh, Janesville, Fond du Lac, Mayville, Florence, Wau-paca, Appleton. Menomonie and Milwaukee had manual training departments in operation, but made application for special state aid, thus filling the number which would receive state aid. The rapid growing interest in the state in the matter of manual training led the legislature of '99 to increase the number of schools that might share in the special state aid, but owing to the extreme difficulty the school boards experienced in securing competent teachers, some schools were obliged to discontinue work in these subjects. At present departments are maintained in Fond du Lac, Appleton, Mayville, Washburn, Menomonie, Janesville, Eau Claire. Oshkosh will resume work as soon as the high school building is completed. In addition to these, manual training departments are maintained by each of the

Manual Training.

three Milwaukee high schools. Marinette, Bayfield, La Crosse, Manitowoc, Beloit and Racine are now investigating the subject and it is probable that departments of manual training and domestic economy will be established in these cities in the near future.

The Board of Normal School Regents of Wisconsin at its last annual meeting, June 30, 1902, made provision for the establishment of departments of manual training in the Oshkosh Normal school for the purpose of training teachers in this department, and a domestic science department in the Stevens Point Normal school for the purpose of training teachers for handling this subject in the public schools of the state. An available supply of teachers trained for giving instruction in the subject will obviate the greatest difficulty to the rapid extension of this phase of education in this state.

The table appended here shows in detail the amounts disbursed as state aid to manual training departments.

AID TO MAINTAINING TRAINING DEPARTMENTS OF HIGH
SCHOOLS.

In accordance with the provisions of sections 496b, 496c, Wisconsin Statutes.

NAMES OF SCHOOLS.	1895.	1896.	1897.	1898.	1899.	1903.	1901.	1902.	Totals.
Appleton (Ryan H. S.).....	\$250	\$250	\$250	*\$500	\$250	\$250	\$250	\$2,000
Burlington.....		250			250				500
Eau Claire.....	250	250		250	250	250	250		1,750
Florence.....	250	250		250	250	250			1,250
Fond du Lac.....			250		*500	250	250	250	1,500
Janesville.....	250	250	250		*500	250	250	250	2,000
Mayville.....			250	250	250	250	250	250	1,250
Mazomanie.....	250								250
Menomonie.....					250	250	250	250	1,000
Oshkosh.....			250		*500	250			1,000
Waupaca.....			250		250				500
West Superior.....								250	250
Totals.....	\$1,250	\$1,250	\$1,500	\$750	\$3,500	\$2,000	\$1,500	†1,750	\$13,250

* For two years.

† Due for year closing June 30, 1902.

NOTE.—The annual appropriation is usually made in the financial year succeeding the year of operation of the school.

Commercial Education.

COMMERCIAL EDUCATION.

In spite of the fact that commercial instruction had its beginning in the United States in business or commercial colleges more than sixty years ago, it is only recently that this phase of education has attracted widespread attention on account of the frequent appearance of bookkeeping, commercial arithmetic and other subjects distinctly preparatory for a commercial career, now found in the general courses. The commercial spirit is rapidly advancing and is now recognized in the large cities by a special course in the high school, fitting for this particular line of work. The business colleges at first limited their instruction to bookkeeping, commercial arithmetic, and business forms. Stenography and typewriting were added later on. In 1870, twenty-six business colleges reported to the Commissioner of Education. These twenty-six institutions had an attendance of 5,824 students. In 1880 the number of schools reported was 162, and the number of students 27,146. The rapid extension of commercial interests, and consequent demand for trained stenographers and typewriters, produced a very marked increase in the number of schools and in the attendance. In 1890, 263 schools reported with an attendance of 78,920.

Within the last fifteen years a strong and constantly growing demand has arisen for commercial courses in connection with the high school. Preceding this, some instruction was offered in the high schools in bookkeeping, commercial arithmetic and business forms. These formed, as mentioned in the preceding paragraph, an intrinsic part of one or more of the courses offered in the different high schools. Such meager concessions at present, however, do not satisfy the constantly growing demand for instruction in commercial subjects. In consequence of this demand a larger number of high schools have organized business or commercial courses as a preparation for that career. The following summary from the Commis-

Commercial Education.

sioners' report for 1900 sets forth the status of this phase of education in the United States:

CLASS OF INSTITUTION.	Number of schools.	Males.	Females.	Total.
Universities and colleges	183	6,213	1,741	7,953
Public and private normal schools	75	4,564	2,093	6,657
Private high schools and academies	889	9,911	5,738	15,649
Public high schools	2,893	33,133	35,757	68,890
Commercial and business schools	373	58,396	33,153	91,519
Total	4,393	112,216	78,482	190,698

This shows a remarkable increase in the number of public high schools offering instruction in this subject. In 1898 only 1,018 public high schools are reported as offering courses in commercial subjects, and of this number only 139 had 50 or more commercial students each. The demand for these courses at present is increasing and very strenuous. In our own state Appleton, Green Bay, Kenosha, Marinette, Merrill, Sparta, Sheboygan, Tomahawk, Milwaukee, Racine, Oshkosh, and a number of others are offering commercial courses pure and simple.

The present view of commercial education held by the best business men and educators is that courses to prepare for business and yet to be liberal should not be a preparation for merely clerical duties, but to a large extent should be a preparation for the direction of business, and should also accord a fair degree of liberal training. The Educational Commission of the city of Chicago, appointed by Mayor Harrison in 1897, recommended "that a commercial high school with a full, liberal four years' course of study, be established in some central location." And then continued: "If the commercial school is to accomplish the ends we have in hand, the curriculum must be not less broad than that of our public high schools. We feel strongly that a short and so-called "practical" course would be predestined to failure and would be an injury

Commercial Education.

rather than a help to what will prove in the near future one of the most important developments in secondary education." "Your commission is so fully persuaded of the importance of this action that we recommend that the first expansion of the school system shall take this form, and that at the earliest possible date a public high school be established with a course of study extending through at least four years, planned to afford a liberal training and at the same time to prepare its pupils for the various kinds of business activity and to qualify them for the highest positions in the commercial world."

An examination of the commercial courses in different schools, however, soon convinces the reader that the high ideal represented by this board is not as yet realized. In many high schools the commercial courses differ from the other courses in the same school only by including bookkeeping, stenography, and typewriting. In other schools some commercial arithmetic, bookkeeping and commercial law are substituted for some other subjects. In some high schools in Rhode Island the first two years of the commercial course are identical with the English course and a differentiation occurs in the third year. There are signs, however, which indicate that the ideal set forth in the preceding paragraph will be fairly realized, and that commercial education will soon receive the attention warranted by its importance.

Teachers' Institutes.

TEACHERS' INSTITUTES.

The legislature of 1901 increased the annual appropriation for institutes from \$12,000 to \$14,000. During the biennial period closing June 30, 1902, the institute work in the state has been carried on upon the plan of organization adopted in 1899 and outlined in the Biennial Report for 1899-1901, issued from this office.

The main features of this plan are here summarized:

Each year an outline of work to be undertaken in the institutes has been prepared by the State Superintendent, and issued by the Institute Committee of the Board of Regents of Normal Schools, for the guidance of Institute Conductors and for the use of teachers attending the institutes.

The use of such an outline secures uniformity in the general plan and scope of work in the state, and prevents needless repetition of work in succeeding years. Teachers going from one county to another do not find the same work in the institute one year as was given in another county the preceding year.

The work for any year being definitely outlined in advance it becomes possible to secure better preparation on the part of institute conductors. As in the preparation of the outlines the State Superintendent seeks the advice and active assistance of the leading institute conductors of the state, which is always cordially given, a better plan of work is presented than could possibly follow were each conductor to do whatever work he pleased. This is specially true because each year many of the conductors are men who have had a very limited experience in the institute field, and little opportunity to learn conditions in the country schools.

2. A school of instruction for institute conductors is held for one week in the spring of each year, under the direction of the State Superintendent. The teachers and superintendents who are expecting to do institute work attend these schools. In 1901 the enrollment was 191; in 1902, the enrollment was 211.

Teachers' Institutes.

The institute circular, containing the outline of work in the different subjects to be taken up in the institutes, is in the hands of each member of the school, and such exercises are given as are designed to make clear the best methods of conducting the institute work during the year. A program of the last institute school held is given further on.

3. A full system of records of the work done by each conductor in each institute during the year has been instituted. These records are sent to the office of the State Superintendent, and when conductors are assigned for institute work in any county, the records of work done in the institute the preceding year are forwarded to the conductors for examination. These reports to the State Superintendent are supplemented by one from the County Superintendent with his suggestions as to the work most needed for the next year.

These records, so used, enable conductors before going into a county to learn what work has been done there recently, and what is now needed. They are thus enabled to make more specific preparation for the work needed than would otherwise be possible.

4. The institutes are inspected each year by some member of the State Superintendent's office force. These inspectors seeing the work in a large number of institutes each year, are able to make comparisons of the relative effectiveness of the work being done by conductors and to advise with them and County Superintendents in a way to strengthen the work as a whole. The reports of the inspectors concerning the character of the work done by each conductor furnish a basis for action by the Institute Committee in making up the list of persons approved for institute work the next year.

WORK IN COUNTRY DISTRICTS BY INSTITUTE CONDUCTORS.

A new feature was added to the institute work in 1901 and has been continued this year. During the year 1901 twenty-nine counties were visited by the seven Normal School institute

Teachers' Institutes.

conductors. Each conductor spent a week in the county, and with the County Superintendent made a tour of the county, visiting schools during the day and addressing public meetings of patrons of the school each evening. In the twenty-nine counties thus visited, 451 schools were inspected and 135 addresses were made to an aggregate of 17,500 people.

In 1902 twenty-four counties were visited, 435 schools inspected and 117 addresses made to an aggregate of 16,421 patrons of the schools.

It will thus be seen that during the two years fifty-three counties have been visited, 886 schools have been inspected by these seven experienced conductors, 252 addresses delivered on educational topics of local interest, to an aggregate of 33,921 people.

Reports received from the superintendents of the counties in which the visits were made and public addresses given, clearly indicate the value of this work.

The institute conductors have been benefited by an opportunity to observe at first hand, the conditions and needs of the country schools, and in the institute conductors' school they have given to the other conductors the results of their experience, making clearer to them than would otherwise be possible the character of work needed in the institutes.

Their assistance in preparing the outlines for institute work has been much greater than it could possibly have been without this experience. They have rendered valuable assistance to county superintendents, especially those of limited experience in the way of suggestions for organizing the educational forces of the county, and in the reinforcement they have given in their addresses to the recommendations made by the superintendents to district boards.

The largest good resulting from this work has come from the interest aroused in the various communities where addresses have been made. In many of these communities, the address given by the conductor was the first one ever given on educa-

Teachers' Institutes.

tional topics. The interest of the people was shown by the fact that it was not uncommon for people to drive six to ten miles to attend. One of the great needs of the country schools is the creation of better educational ideals among the patrons of these schools. To this end no more fruitful work has ever been attempted in the state.

TEACHERS' INSTITUTE STATISTICS.

1900-1.			1901-2.	
Length of session in days.	Number.	Actual days' attendance.	Number.	Actual days' attendance.
20.....	5	8,640	4	5,600
15.....	20	23,700	24	23,995
10.....	34	25,150	33	24,170
5.....	4	575	5	630
4.....	1	112
3.....	1	87	2	390
2.....	2	344	2	262
1.....	11	410
Totals.....	67	58,608	81	60,457

Total number in attendance.....	1900-1	6,087	1901-2	6,694
Total number days' institute.....		761		816

To show something of the plan of organization of the institutes for 1902 the following "Suggestions and Directions" are copied from the Institute Circular for that year:

SUGGESTIONS AND DIRECTIONS.

Following the plan pursued for three years, this circular has been prepared for the purpose of giving general rules and regulations for organizing and conducting the teachers' institutes to be held this year under the direction and control of the state superintendent and the board of regents of normal schools, and to present a course of study to be pursued in such institutes.

Outlines of work in composition, literature, English history, elements of agriculture, and geography are given, sufficient in scope for work in an institute of four weeks.

Outlines are given for work in primary reading, school management, manual of the course of study, and use of library books, adequate for two weeks' work in each.

The work in composition, literature, and English history is given at this time because after July 1, applicants for second or first grade certificates must be examined in one or more of these subjects, and many

Teachers' Institutes.

teachers have had little opportunity to prepare for such examination. It is not expected that the institute will afford sufficient opportunity for the mastery of these subjects, but that it will aid teachers by giving them an idea of how to study the subjects by themselves, and will also afford an opportunity to review and organize work already done.

ELEMENTS OF AGRICULTURE.

As few schools offer facilities for teachers to prepare for the required examination in the elements of agriculture, the institutes will present this subject again this year. An outline is given for a four weeks' course.

MANUAL OF THE COURSE OF STUDY.

The work on the manual of the course of study will afford an opportunity for a systematic study of portions of the manual which will be helpful to those who are to take the next examinations for a certificate, will aid them in administering the course of study intelligently, and will also afford an excellent opportunity for a study of methods of teaching. It will take the place of work in pedagogy, in the general program.

USE OF LIBRARY BOOKS.

Nearly fifty thousand dollars were expended for library books for public schools last year, and as much more will be used for the same purpose this year. These books are not as extensively nor as wisely used as they should be. For this reason two weeks' work on the proper use of library books will be given in all institutes of more than one week's length, and this work should be taken by every teacher during the entire two weeks.

PRIMARY READING.

The consensus of opinion of the regular institute conductors who last year and this year have visited nearly a thousand district schools, is that the subject most poorly taught in these schools is primary reading. For that reason two weeks' work in this subject is offered for those teachers who do not expect to apply for the higher grades of certificates. In the three and four weeks' institutes this work may be supplemented for this class of teachers, by work in the third, and the fourth week in literature.

SCHOOL MANAGEMENT.

A two weeks' course in school management, dealing with the most important and most practical problems which meet the teacher in the organization and management of the school, is presented for those who desire it.

OMISSION OF SOME COMMON BRANCHES.

It will be noticed that some of the common branches have been omitted from the circular this year. This omission is made necessary by the addition of work in the advanced branches. It is the judgment

Teachers' Institutes.

of a majority of the most experienced conductors that for this year it will be wise to offer work in the new branches, and to omit work in some of the common branches which have been treated in the institutes for many years.

ADVANCED BRANCHES OFFERED.

The change of plan this year in offering academic work in advanced branches in the institutes of two or more weeks' duration, instead of confining work to the common branches, should not be construed as a permanent change of policy on the part of the institute committee, but as a temporary expedient to assist teachers in preparing to meet the new demands in examination imposed by the legislature.

The institute committee is still of the opinion that the purpose of the institute under ordinary conditions, is to make more effective the work of teachers in common branches in the common schools, and that nothing but the sudden demand upon teachers to prepare for examination in a number of new branches warrants the offering of academic work, designed primarily to aid in preparation for the examination. The necessity for and justification of this class of work in the institute will probably cease at the close of the present institute season.

Under normal conditions academic work in preparing for an examination must be the work of the schools and not of the institutes. Their work is primarily professional.

WORKING PROGRAMS OF MEMBERS OF THE INSTITUTE.

The teachers taking work in composition, literature, and English history should take not to exceed two additional subjects.

No teacher should take more than four subjects upon which daily preparation outside the recitation period is required, and not more than one additional subject. The additional subject should be one in which work is chiefly done during the class period. In all institutes of one or two weeks' duration, there should be a daily exercise for all members of the institute in the use of library books, and there should also be a daily exercise for all members of the institute in the use of the manual of the course of study.

In institutes of more than two weeks' duration, the work on use of library books may be discontinued at the end of the second week, and school management or some other subject substituted for it. The same plan may be followed by substituting some other subject for work in the manual of the course of study at the end of the second week.

To aid conductors, superintendents, and teachers in classifying the members of the institute, the following programs of work are suggested:

ONE WEEK'S INSTITUTE.

For all teachers.

Reading, primary form.

Geography.

Manual of the course of study.

Use of library books.

Elements of agriculture, or school management.

Teachers' Institutes.

TWO WEEKS' INSTITUTE.

For teachers not intending to take second or first grade certificates.
 Reading, primary form.
 Geography.
 Manual of the course of study.
 Use of library books.
 Elements of agriculture, or school management.

THREE OR FOUR WEEKS' INSTITUTE.

For teachers not intending to take second or first grade certificates.
 Reading, primary work, 2 weeks; literature, 1 or 2 weeks.
 Geography.
 Manual of the course of study, 2 weeks; school management, 1 or 2 weeks.
 Use of library books, 2 weeks; composition, 1 or 2 weeks.
 Elements of agriculture.

TWO WEEKS' INSTITUTE.

For teachers holding third grade certificates, and wishing to take second or first grade certificates.
 Composition.
 Literature.
 English history.
 Use of library books.
 Manual of the course of study.

THREE OR FOUR WEEKS' INSTITUTE.

For teachers holding third grade certificates, and wishing to take second or first grade certificates.
 Composition.
 Literature.
 English history.
 Use of library books, 2 weeks; agriculture or geography, 1 or 2 weeks.
 Manual of the course of study, 2 weeks; primary reading, or school management, 1 or 2 weeks.

SOME MISTAKES IN INSTITUTE WORK.

Careful inspection of work done in the institutes during the past three years shows two serious mistakes, widely differing in character. One is in the attempt on the part of the conductor to cover too much ground on a given subject. The tendency to present many things with much variety results in confused notions on the part of teachers, weak impressions, and consequent lack of farther effort to crystallize and make usable the ideas presented. To have a few things clearly understood, accompanied by desire to use them and growth of power in using them should be the aim of the conductor.

The other mistake is that of making too intensive a study in a very limited field of work. When this is attempted in the common branches, it presents wrong ideals for the teachers, as the work can not be done in the common schools. The golden mean between these two extremes

Teachers' Institutes.

should be sought. Conductors should carefully plan in advance what work outlined in the circular they will attempt to do in a given institute, to meet local needs considering the length of the institute. Avoid the error of attempting to cover too much ground in a given subject, and the other error of covering too little, and working it too intensively. The work with the advanced branches, while largely academic, should be so carried on by the conductor that his mode of conducting the exercises will present good models of class room work, and help to raise the professional ideals of members of the institute. The work in the other subjects should keep in mind at all times the professional aspect. Academic work will be done in nearly all the subjects, but in every case such work should be made the occasion for developing and clarifying aims, purposes, and methods in teaching.

SECTIONING.

All institutes with two conductors should be sectioned. If the institute has a large membership, there should be three or four sections. In view of the work given in the advanced branches, the institute should be sectioned with reference to these subjects on the basis of certificate held, or sought at the next examination. The classes in school management and the manual should be sectioned upon the basis of experience. Those who have had considerable experience will be able to handle much more difficult subjects relating to school work than the inexperienced, or than those who have had but a few months' practice in teaching.

TEACHERS MUST HAVE TIME FOR PREPARATION.

The amount of work taken by any teacher in the institute should be so limited as to make possible the daily preparation required by the conductors. The program may be so arranged when the institute is sectioned as to allow each section some time during each daily session for study.

The following suggestions are made to institute conductors and are prompted by the conditions observed during the inspection of the institutes for the last three years:

THE RECITATION.

The work of the institute conductor differs from the work of the teacher in that the former must bring into the consciousness of the teachers in the institute a knowledge of the method he is employing in his work as an aid to the teacher in applying these methods wisely in the latter's own work. In other respects, every institute exercise should be conducted on the same pedagogical principles as should obtain in a regular school recitation.

a. In testing the preparation of assigned lessons by questioning, conductors should avoid the plan sometimes pursued by asking a question and allowing members of the institute to answer in concert, or of calling for volunteers, thus tacitly giving teachers to understand that no one is expected to be prepared unless it suits his convenience to do so.

b. The question should be asked and then individual members of the institute called upon by name to answer. The preliminary question and answer may of course make necessary subsequent questions

Teachers' Institutes.

which may be addressed to the individual then reciting, to other individuals, or finally left for volunteers to answer.

c. Conductors should at the outset let it be understood that a failure to prepare work assigned must be explained by the person so failing. The demanding of such explanations by the conductor has a triple value.

First, it makes clear to him whether the failure is due to his own lack of definiteness in making the assignments, or to the fact that more work was assigned than could possibly be done by members of the institute, or that they did not have the necessary books or material for study.

Second, whether the teachers have failed to make the required preparation through lack of effort.

Third, it presents a good model for teachers to follow in their schools.

In the first case the conductor should remedy the defect by more definite assignment of work; by giving less work; by refraining from assigning work upon which preparation can not be made for lack of material in the hands of the teacher, or by taking steps to have the necessary material obtained. In the second case, the conductor should make it clear that preparation must be made if the institute is to be continued.

d. There is no excuse for laxity in recitation methods. In several institutes text-books have been found open and teachers freely consulting them during the progress of the recitation.

e. No conductor can remain seated before a large class and give to the recitation the life and energy which he should.

f. The time of the recitation should not be given up to dictation by the conductor. All exercises should be planned carefully in advance, and when necessary the mimeograph and printing press used for the printing of all material not found in text and reference books which the teachers will need in the preparation of lessons.

g. It is well for the conductor to realize that cracking jokes, telling stories, and making funny remarks are not essential features of a good institute exercise.

h. The attitude of the conductor before an institute is important. Anything but a dignified and gentlemanly appearance is inexcusable.

The inspection of the institutes last year revealed the fact that in many cases conductors failed to apply the pedagogical principles applicable to the recitations as above set forth. In some cases there seemed to be a desire on the part of the conductor to court popularity by permitting the teachers to report their lessons as "unprepared," or to allow poor recitations without calling the teachers to answer for the same. Such a procedure has no place in the schoolroom, and cannot promote that self-activity of the student which is absolutely necessary for his best interests. Neither is such a procedure proper in the institute, and conductors should from the outset demand from teachers in attendance, recitations which indicate careful preparation. In some cases the failure on the part of teachers to prepare work and to make a proper recitation was due to their indifference, but in many cases it was plainly the fault of the conductor in not making a definite assignment of the lesson. It is expected that this year there will be marked improvement in this direction.

Teachers' Institutes.

INSTITUTE SCHOOL PROGRAM.

Monday, March 31, 1902.

- 9:00 Organization.
 9:15 Purposes and method of institute work for 1902.
 10:00 English history—exposition of mode of conducting institute
 exercises in. L. D. HARVEY.
 E. W. WALKER.
 10:55 Recess.
 11:05 Geography—discussion of outline in circular. C. E. PATZER.
 12:00 Recess.
 1:45 Roll call.
 1:50 Discussion of suggestions and directions in institute circular.
 L. D. HARVEY.
 2:40 Use of library books—lines of work to be presented in the
 institutes. ANNE H. McNEIL.
 3:30 Recess.
 3:40 School management and law. L. D. HARVEY.
 4:15 Recess.
 4:20 Professional work in primary reading in the institute.
 W. C. HEWITT.
 5:00 Dismissal.

Tuesday, April 1.

- 9:00 Roll call.
 9:05 General method in the institute. L. D. HARVEY.
 Section 1. Composed of those who have not previously at-
 tended the institute conductors' school.
 School management and law.
 Normal school institute conductors.
 Sections 2, 3, 4, 5, 6, 7, and 8, composed of those who have
 previously attended the institute conductors' school.
 10:00 Recess.
 10:10 Geography—exposition of mode of conducting institute exer-
 cises. C. E. PATZER.
 10:55 Recess.
 11:05 Manual of the course of study.
 Normal school institute conductors in sections.
 12:00 Recess.
 1:45 Roll call.
 1:50 Consideration of lesson plans for the institute, section 1.
 L. D. HARVEY.
 Institute exercises in elements of agriculture, sections 2 to 8.
 Normal school institute conductors.
 2:40 Defects observed in institute work last year. Questions and
 discussion. L. D. HARVEY.
 3:20 Recess.
 3:30 Composition—discussion of outline in institute circular.
 M. A. BUSSEWITZ.
 4:10 Recess.
 4:20 Professional work in primary reading in the institutes.
 W. C. HEWITT.
 5:00 Dismissal.

Teachers' Institutes.

FROM THE SPECIAL REPORTS OF COUNTY SUPERINTENDENTS
ON THE INSTITUTES, HELD DURING THE YEAR 1902, THE
FOLLOWING EXTRACTS ARE MADE.

FROM JOHN P. LEWIS,

County Superintendent, Adams County.

It is impossible to too highly commend the method of having a thorough and well supervised institute conducting force; and also a complete outline of the work intended to be attempted by that force in the several institutes, furnished in pamphlet form as has been done in the past few years:

This practice has placed the institute work of the present very far in advance of that which was in force in the past, when no teacher attending an institute knew what was in store for him, until some well meaning conductor told him in an extended lecture requiring about four hours to complete. And what was to follow was unknown until another lecture period had been finished.

If system and uniformity "Creates Stagnation," then I think we had it to a "Finish" in the old methods of institute work,

The work accomplished in the institute this season was entirely satisfactory to the teachers and superintendent of Adams county. It may be equaled in the future, but it has never been surpassed or equaled in the past.

As a result of the instruction in the manual, teachers are doing better and more systematic work in instruction and classification; and because of the work in agriculture, teachers, pupils, and other citizens are making a more careful study of things with which they are in constant contact.

The study of the other "new branches" will certainly have the desired effect in the near future; and it is hoped that no efforts will be spared to continue this class of institute work.

FROM W. L. SCHUPPERT,

County Superintendent, Ashland County.

It is the general opinion of those who attended this and previous institutes in this county, that the one this season was the most successful—the most helpful ever held, and I entirely agree with them.

With reference to the work done on advanced subjects now required for examination, would say that while there was good work done in those branches on the part of both the conductors and the members of the institute, so small a portion of the entire subject can be mastered in ten days that the final results are, after all, not very satisfactory. It is true that these people will be better able, with the aid of the outlines in the Institute circular, to continue the study of these branches individually, and yet where the time is limited to ten days I believe it will be more profitably spent on professional work, such as has been done in library reading, primary reading, etc.

I do think that a few teachers attended the institute that would not have been there had we not done work in the advanced branches. I believe, however, that the object of the institute should be to make teachers, not scholars.

At our last year's institute the attention of the members of the institute was directed to the usefulness of the library and the position it should occupy in the school almost entirely by talk on the part of the conductors and the state librarian, and I know that the use of the library books in school has been improved by their effort. That being the case, the results this year should be much more marked, for library books such as teachers will find in the schools that they will teach were put in their hands and they were shown just what use can be made of them with children.

I am confident that the library will count for more in the schools of Ashland county this year than it ever did before.

FROM CHAS. H. MUSEUS,

County Superintendent of Barron County.

This library work I believe to be as beneficial to all concerned as any work we do in our institutes. It has been a special feature in one form or another of each year's work in this county and I am certain more than half of the value these libraries are to our public schools is due to the knowledge and inspiration our teachers have gained from this phase of the institute.

Teachers' Institutes.

From JESSIE N. SMITH,

County Superintendent of Bayfield County.

The institute membership consisted principally of high school graduates or better. They were better prepared on English history and literature than on the subjects they were to teach. No class was organized in either subject. Composition and agriculture were welcomed as a means of finding out about what would be required in these subjects and good work was done in both. The primary reading was a step in the right direction and much appreciated; the library reading was a continuation of the good work of the two preceding years. The geography class demonstrated anew the need of instruction in that branch.

From JOHN B. FOURNIER,

County Superintendent of Brown County.

Concerning the character of the work done in the last institute, as compared with the previous ones, I may say that while the last institute might not compare with some of the previous ones from an inspirational standpoint, it far surpassed all others in the real, permanent value derived by the teachers in the shape of academic and professional knowledge. Instead of listening to a number of lectures, as was the custom, the teachers were required to study and recite. The conductors in charge having previously planned the work both as to subject matter and as to method, it necessarily follows that the impression made upon the teachers in three weeks of such work was a permanent and a valuable one.

From W. J. EBERWEIN,

County Superintendent of Buffalo County.

In reply to your request for a special report on the institute of this year, I have to say at the outset that it was a decided success. The work on advanced subjects brought some teachers to the institute who would not otherwise come. It prepares them in part for examination and broadens their knowledge of elementary subjects.

The work in library reading I consider indispensable in the institute, for it leads to a more general use of these books and helps greatly in disarming opposition to the law. One chairman, who has had an annual tale of woe to relate as to the uselessness of the books and the amount of money wasted on them, has recently admitted that the books were read the past year and that he felt more friendly toward the law now. He attributed the change to a better selection of books on the part of the town clerk, but I happen to know the true reason. The teacher in that district took library reading in the institute under Miss McFadden last year and as a result has succeeded in interesting his school in the library. We need more of this work in the future.

On the whole the institutes the past few years have been a great improvement over those of preceding years. A definite course of study carried out under pedagogical principles and according to a given method of teaching, can not help but be superior to the work done in institutes where the conductor does not know well what he is to do until the first day of the institute when it is to be determined what the teachers need and a program made out in accordance with it.

From MRS. FAY WILLIAMS,

County Superintendent of Burnett County.

I considered our institute work just what was needed and a fine thing for *this year* for the *teachers*. The library readings and primary reading a step in the right directions for the *pupils* for every year. But I think the benefit would be greater for our county country schools if the drill after this were confined to the same old regime or rather the academic branches.

From LEO P. FOX,

County Superintendent of Calumet County.

I believe the results obtained from the last institute were better and more effective than the results obtained from the institutes of any previous year.

I deem the work that has been done in English history, composition, and literature very good, and would like to have it continued along the same lines next year.

I believe that the work in library reading and use of the library should be continued as one of the important subjects of the institute.

Teachers' Institutes.

From A. E. SCHAFFER,

County Superintendent of Chippewa County.

The work of our institute this summer was especially excellent. The outline of work prepared by the state department made it a comparatively easy matter to do systematic, *thorough* work. The members of the institute greatly appreciated the introduction of the new subjects. The *fairness* of the plan appealed to them—as they were expected to write on those branches at the examination. The interest never flagged during the entire term of institute. The admirable spirit of earnest study showed that the members of the institute were getting what they wanted—and everything moved smoothly and harmoniously.

From L. J. TUCKER,

County Superintendent of Columbia County.

The character of the work in our annual institute this year was fully as good as in previous years, and in some respects superior. The work in library reading was exceptionally strong, and the addition of the new branches proved to be just what our teachers needed.

From E. E. BRINDLEY,

County Superintendent of Crawford County.

This year we endeavored to organize our institute as we have never done before, upon a practical and systematic basis, holding each teacher responsible for the lessons outlined in the course of study prepared by the state superintendent.

I am a firm believer in the progressive spirit and systematic plan of our institutes and I feel sure the longer this plan is in operation the better the results will be.

The teachers in attendance invariably expressed themselves as being better satisfied with the institute work this year than ever before.

From J. A. EICHINGER,

County Superintendent of Door County.

The work in the advanced subjects was, in my opinion, well done. As is always the case with new work, these subjects aroused deep interest in those who took the work, and practically all the time was taken up preparing these subjects. To the people who took this work, the institute was properly an academy and not a school of methods. I do not think it wise to carry these advanced subjects any longer than is absolutely necessary. I think literature and composition should be continued next year and vigorous work should be done. I think, however, that English history can safely be dropped.

I believe that no other one thing has done as much for the common schools as the introduction of systematic instruction on using the district libraries, such as was begun last year and continued this year. This work should by all means be continued.

I would suggest that work on primary reading be continued. It was not possible to give the advanced section in my institute more than one week of this work and I believe all should have had it.

From MRS. JENNIE RICHARDSON,

County Superintendent of Douglas County.

The library work in our institutes has certainly extended its influence to our schools; both teachers and pupils show interest in our books. The result of institute work here is very apparent.

From N. O. VARNUM,

County Superintendent of Dunn County.

Of the new subjects taken up, the work in the manual and composition was the most profitable because of the definiteness with which these subjects can be handled.

The work done in library reading was the first we have had that has paid for the time expended in that line since I have been connected with institutes. Heretofore the work has been theoretical. This year it was practical. The first two days were spent in laying a foundation. After that they worked almost wholly with the books themselves, and I believe every teacher went away with definite notions as to how to find out in a very short time the contents and value of the books of her library.

Teachers' Institutes.

From E. A. CLEASBY,

County Superintendent of Eau Claire County.

The work in the institute this year was in many respects better than in former years. This statement is justified on the following grounds:

1st. Teachers came to the institute with a better idea of just what would be expected of them.

2d. The work to be done was very definitely in the mind of the conductor, as well as some knowledge of the conditions of previous work done in the county.

3d. Clear assignments were made from definite texts and teachers held responsible for their preparation.

In my visits to the schools of the county I have noted—

1st. Other things being equal, teachers who were in regular attendance at the institute are doing more definite and better work than those who were not there.

2d. Better and more intelligent use of the manual of the course of study.

From A. B. ADAMSON,

County Superintendent of Fond du Lac County.

The institute held in Fond du Lac county this year was considered to be very successful in every respect and in many ways superior to those held in previous years.

The Circular was especially helpful in systematizing the work and saving time to conductors and teachers in copying outlines.

The work in library readings will be of great help to our teachers as it is one that has been dealt with very little in our institutes and it is a subject with which many of our teachers have failed to do effective work.

The work in the new branches was appreciated by the teachers as it gave them a good opportunity to review those branches before taking the fall examinations.

From W. N. MACKIN,

County Superintendent of Gates County.

This is the first year that we have had an institute in this county, and so I am unable to give comparative results, but it seems to me that the institute must be a great benefit to the teachers and the schools in giving training in the manner of managing a school.

The work in agriculture was of value in carrying out that part of the manual relating to nature study. It also gave teachers a start in the study of agriculture that will help and encourage them to pursue the study further. It is probably true that work in English history and composition would incite to further study but I think the result of this work in other ways will amount to very little value to the schools. I can see that the case would be different if we had more teachers that had studied these subjects in the school before coming to the institute.

It would seem that the study of most value was that of the manual. In this our work was confined to reading and arithmetic.

I hope that the use of library books will be improved on account of the institute training, but I have not had a chance to observe this yet.

I believe the time can be best used in taking third grade branches as we must import our principals here any way, and the higher training can be obtained at schools. The training of most of our country teachers has been obtained in the country schools because we are so far from a normal school. Hence there is great need of institute training.

From CHAS. H. NYE,

County Superintendent of Grant County.

It has been admitted by all interested that the institute held in Lancaster July 14-25 was the best institute ever held in the county—exceeding all others in interest, pleasurable work, and profit. I attribute this very largely to the excellent arrangement of work to be done in the Institute Circular. Arrangement of program, thorough preparation of conductors through the school of instruction, and through common sense shown throughout. The work on advanced subjects was timely, and of assistance to many teachers in their work of self-preparation.

Library reading was a new feature, and a very valuable one. Teachers were anxious to join the discussion, and I am satisfied good results will be observed. How to make good use of the library books can be well illustrated in only one

Teachers' Institutes.

way, that is, by actual use. I am sure by observation that the use of the library has been improved through the efforts to this end in the institute, and here let me remark that the character of this work in the institute has very much improved during the last two or three years.

From J. CARL PENN,

County Superintendent of Green County.

Our annual institute for this season compared very favorably with that of last season; in fact I think the work was much improved as compared with that of any previous year. This improvement was due partly to the strength of the conductors and partly to the definite and complete outline of the work which was furnished from your office. It seems to me that the needs of the country district teacher were well understood by the committee having in charge the preparation of the circular.

From WALTER H. HUNT,

County Superintendent of Green Lake County.

The work done in this county was very effective. The teachers took great interest in the advanced work and as a result passed excellent examinations in those branches.

The work in library reading was excellent. As this is the first year we have had systematic work in that subject; I cannot report the result at this time, but am quite sure that it must bring good results. Of course we have done some work in library reading every year and I think the teachers have been benefited by it. But work such as we did this year has never been done before.

The teachers are improving every year in their practical use of the library. Much more good work has been done this last year than ever before. I believe that the two subjects that have done most for my teachers are library reading and manual.

From FRANK W. METCALE,

County Superintendent of Iowa County.

The work in primary reading and the library work were done most effectively. The work on the library probably was the most valuable, awakening as it did the teachers to the great possibilities for improving school relations in so many ways through the agency of wholesome books.

The teachers got much from the work in agriculture and the manual. They had the opportunity and necessity was a good stimulus. I do not approve of spending time in the effort to teach the history of English literature, and English composition in a two or three week institute. No less than a thorough high school course will suffice for any of the branches recently added for second and first grade requirements. I trust that the former policy of the department will be resumed, and that the institute may be made a means of making more effective teachers of those branches required in the common school course.

From JOHN A. HASELWOOD,

County Superintendent of Jefferson County.

Jefferson county teachers have many times since this year's Institute expressed themselves as highly pleased with the departure in the character of the work done at the Institute, as compared with the work done in previous years.

It is still a little early to judge as to the merits of our last Institute compared with others, but we are positive that the character of the work done in it will make the Institute prove itself one of the best, most helpful, to rural and grade teachers, ever held in the county. The Teachers' Institute has proven itself to be of inestimable value in arousing and holding a strong educational sentiment throughout the county.

From M. L. BUNNELL,

County Superintendent of Juneau County.

In my judgment the work this year was better adapted to the needs of the teachers and did them more good than that of any previous year. I believe the work will produce more good results than is usually the case.

Teachers' Institutes.

FROM GEO. W. TAYLOR,

County Superintendent of Kenosha County.

The character of the work given in the institute this year was considered by many of my best teachers and myself the best that has been outlined for the purpose. This applies especially to the work done with library books, primary reading, and the advanced branches.

FROM W. H. DRISSEN,

County Superintendent of Kewaunee County.

The work in library reading has been the most effective of all in this county. I cannot speak too highly of the benefits the teachers have derived from this work. On my visits to the schools I make it a point to examine pupils on their knowledge of the library in their school. It is a pleasure indeed to note the interest they take in reporting on books.

I wish to state in conclusion that, in my opinion, the outlining of the work for institutes and making the same uniform throughout the state has been a blessing for the common schools and the teachers.

FROM BARNEY M. JOSTAD,

County Superintendent of La Crosse County.

Our institute excelled all its predecessors under my supervision. I attribute this to our institute circular. The work outlined therein furnished a common understanding between the institute and the conductors.

The work required on our new subjects for teachers' examinations proved agreeable and instructive. I believe these will do more to develop the power of expression, oral and written, than anything previously attempted.

The library instruction, on our last season's work, can't be improved. The method of instruction now pursued strikes me as the only method. The institute work has shown telling effect on the use of our library books throughout the county, and has created a love for the reading of them.

FROM J. H. NATTRASS,

County Superintendent of La Fayette County.

The three weeks' institute held at Shullsburg, La Fayette county, opening July 21, was the most profitable held in the county during my ten years' experience as county superintendent.

In view of the state legislation adding new branches to the requirements for the various grades of certificates, the course of study was particularly appropriate. The teachers began the work with some misgivings as to their ability to do much in those branches in so short a term. The interest continued to grow and the last week was the best of the three and the examinations following disclosed the fact that thorough work had been done.

Of course some beginners were disappointed on coming to the institute to find that the so-called common branches, namely, arithmetic, civil government, spelling, etc., were not included in the daily program. I am moved to suggest, in view of the poor preparation many applicants have for the examination in these branches, that next year's course of study and hereafter until our high schools graduate better prepared applicants, shall lay special emphasis on the common branches. They are required by law to be taught in the common schools, while the new branches are to be taught at the option of individual districts.

The efforts of the state superintendent to cause the township library books to be used intelligently in connection with the regular school work, have been successful through the use in institutes of the township library lists and exercises in library reading. No part of the program last summer was more profitable, and the classes were unusually large. The library books, as a result, are more intelligently used than ever before.

I believe the institute school, the publication of a clearly defined course of study for institutes, the official inspection of these institutes, the daily reports required of conductors and superintendents, the adherence to a carefully prepared and approved program, the care exercised in the approval of qualifications of institute conductors, the emphasis laid on daily preparation by conductors and students, have resulted in much good to the schools of our state and the intelligent expenditure of the increased appropriations made by the legislature have brought increased blessings to the children educated therein.

There should, in my opinion, be a continuation of the institute policy of the present administration—a policy that has placed Wisconsin at the end of four years, at the head of the list in this very important department of school administration.

Teachers' Institutes.

From J. H. HAMLIN,

County Superintendent of Lincoln County.

Having only one week of institute work we, of course, did not take much of the advanced work. I feel certain that the work done in the Manual and Elements of Agriculture will be ultimately productive of much good, both as to the matter of shaping instruction and giving the teachers additional power.

I am much pleased with the eminently practical and effective library reading work of this year. In many ways, best seen by the eyes of experience, I can even as early as this see some of the benefits derived from this work. My teachers, assisted by the additional index in the township library list, are doing some *systematic* work this year in the way of *using* the library. The pupils seem to be now on the lookout for "game," as it were, in the pursuit of their reading.

FROM FRED CHRISTIANSEN,

County Superintendent of Manitowoc County.

The "professional primary reading" work was especially helpful to the younger teachers. The method of the *what* and the method of the *how* were clearly illustrated and practical.

Nothing could have been more beneficial to the entire body of district teachers than the work in "use of library books." The circular "Selections from Township Library List" was so handled by the conductors that the teachers obtained a practical working idea of what to do with the library books.

In agriculture the work was limited to "noxious weeds." Systematic and definite knowledge was given upon the above, rather than generalizing upon a number of topics.

From R. C. RAMSAY,

County Superintendent of Marinette County.

The plan of sectioning into four grades made classes of convenient size. All members recited every day. It also classed teachers of nearly the same scholarship and experience. In these respects our institute surpassed any previous one. The average daily attendance was 95 per cent. of the number enrolled. For a long term institute this is good.

The work in literature gave the teachers some idea of how to study literature; it taught them to appreciate literature more and inspired them to higher ideals. I am sure that this work will be strongly felt in the schools.

The subject of agriculture was pleasing and instructive to the teachers. How valuable the application of this work will be in the district schools in carrying out the purposes for which it was intended remains to be seen.

The work in the manual and composition was very valuable and cannot fail to give us better teachers.

The library work done here in the institute has been very effective. The teachers are doing more to interest pupils in reading and are making better use of the books in school work.

FROM ELLEN HAMMOND,

County Superintendent of Marquette County.

The work was the best I have ever seen done in an institute; and I haven't missed one for seventeen years, counting the two years I've been superintendent. There were several teachers of long experience in attendance and all said they had never gotten so much real, practical good from any other institute, nor had ever been obliged to work so hard. Until recently, when we went to an institute, we expected to have a "good time,"—study if we felt inclined that way, but if we didn't it made no difference; one usually stood a chance of being called upon no more than two or three times a week unless he were particularly bright, or volunteered. There would be teachers who weren't called upon once during an institute. Now as the institute is sectioned and a definite assignment is given in each branch every one is held responsible for the preparation of every lesson. If any one came to class without his lesson he was kept after institute was over to prepare it; if he failed to hand in any written work required his name was read before the class until he brought it.

American literature and library reading seem to me of more importance than any other work that can be done.

We had work in library reading last fall for the first time. Nothing was more needed, nor could have done more good. Every district is getting quite a list of books in its library now, but the common complaint from all the people was

Teachers' Institutes.

that it was a shame to be obliged to spend the money for such things when they were not used at all,—only a few books from each library were ever read, and none used for supplementary work. I picked out the books for every district last year and this. Last year I saw the books in nearly every home I visited, parents as well as pupils were reading them. Still they aren't used so much by teachers for supplementary work as they should be.

FROM GEO. H. ROBERTSON,

County Superintendent of Monroe County.

My teachers liked the work done in the institute this year much better than they did that of the previous year.

I think the work in the new branches should be continued for at least another year.

FROM ASA M. ROYCE,

County Superintendent of Oconto County.

The work at this institute was felt to be the best the county had ever had. The plan under which the institutes have been run for the past four years was entirely new to the teachers a few years ago, and was a very doubtful quantity to many of the older of them. But they now see its good qualities and the attendance and work at them have been increasing each year. Prof. A. B. O'Neil, who has been in our institutes throughout these four years, spoke of how much better the teachers worked this year and of how well they did. The teachers of the county pronounced this last institute as the best they had ever attended.

The work in the advanced subjects was enjoyed by all those working for higher certification. But little real study could be accomplished in the short time the subjects were pursued, still it opened up the way for future study and "showed the way." I do not believe that the work is of sufficient quantity or quality to be sufficient for certification, which as I understand it was the only purpose for the adding of these studies. I think that the majority of the teachers need the planning and the study of the third grade subjects from a professional standpoint more than they need the advanced work.

FROM MYRA GERMOND,

County Superintendent of Oneida County.

The only advanced subject studied at Oneida county institute this year was literature. This was studied in such manner that it must prove beneficial to teaching in any grade of school work. My only regret was that we could not have more work along the same line; and also work on composition.

The library reading was much better than that of last year. I know that the teachers received considerable benefit from it, for some of them have already been to me for books on the library list that they cannot find in their schools. Our libraries in the schools are small and I supplement them, where possible, with books from my own library. The subject index of the library list is one of the most useful parts of the library.

FROM G. D. ZIEGLER,

County Superintendent of Outagamie County.

No matter what may be said about the institute, the teachers look for something in the institute that will have some bearing on their certificate to teach. The higher branches were especially appreciated by those who were preparing for higher certificates.

The work in library reading was well directed and has done much to increase the value of school libraries.

FROM RICHARD BEGER,

County Superintendent of Ozaukee County.

My impression is that the work was of such a character that every teacher was enabled to take it into his school and use it; in other words, it prepared the teacher for actual work in the school-room. In previous years the limited time made it impossible to do work as thoroughly.

In regard to advanced subjects little was done in our county; but the work in agriculture and the manual for the past two years enabled every teacher to pass the required examination.

In regard to the work in library reading, it had these effects: 1st, It got the teacher acquainted with books in the library; 2nd, They were shown how to use them; 3rd, They saw that the library was more than a pastime for children.

Teachers' Institutes.

From A. J. INGLI,

County Superintendent of Pierce County.

The work was fully up to what it was last year. The work was definite and to the point. Much good will result from the work in library reading, and also from that in the other new branches.

From C. W. MONTY,

County Superintendent of Polk County.

In this county I consider the institute held this year one of the most successful ever held here.

The work in composition and literature was of great value, especially to those who have never had instruction in those branches. The instruction given in the institute helped them to organize the knowledge gained by their own efforts and furnished a guide to further study. In the manual the instruction given has resulted in a much better understanding of the work, the papers written at the fall examination being in nearly every case much better than those written last spring. In agriculture the change is even more marked.

Regarding the work in library reading I will say that it seemed to be unusually effective. The books used for this purpose were new to a majority of the members of the institute and I found that they were in demand afterwards. The instruction given gave them an idea how to use library books themselves and how to interest children in them. The references selected and placed on the boards in the several rooms were copied and preserved by a large number of those present. I know that the work done during the last two years has bettered the conditions of our libraries, and resulted in greater use of the books by both pupils and teachers. The books are now used with some definite end in view instead of being read in a desultory way or not read at all.

The work in both literature and library reading has made more of our teachers readers than before. Good literature is appreciated and I think that a healthy growth in that direction may be looked for.

From A. P. EEN,

County Superintendent of Portage County.

Our teachers seemed to take more interest in the work this year than usual, and they expressed themselves as having profited by the work more than in some former institutes.

The work in the advanced branches was of much benefit to those who were preparing for the examination in those branches. It not only helped them to pass the examination, but it helped them to realize the value of those branches.

The work in library reading was, I think, very valuable this year, and I think it has been of great value since it was begun some years ago.

From DAVID THRONE,

County Superintendent of Second District, Rock County.

Institute conductors and teachers were unanimous in the opinion that the institute of 1902 was one of the most practical we have ever held. The institute of the present year has been the particular one which has settled the minds of the teachers and school people generally in the line of thinking underlying the carefully prepared work of the past three years.

From JOHN D. O'KEEFFE,

County Superintendent of St. Croix County.

We attempted nothing in our institute with the new subjects required for the first grade certificate, but we did work with those required for the second and third. That work is valuable, but I am of the opinion that it will be very easy to over-do it. I find in this county that there is so much poor teaching done in the elementary work, that I felt this year that it would be best to spend as little time on the advanced, and as much on the elementary work as possible.

The work in library readings for the last few years has done much to enhance the value of the school library as a school aid, and to increase its use. The teachers are, I find, looking to the library for aid and are sensible of the advantages it presents—many have asked for one of the lists that they may keep it as private property and have it to use in connection with their own study of the books on the list.

We think that our work was very much better than that of a year ago, and the increased average daily attendance may be taken as an evidence of this.

Teachers' Institutes.

From H. D. KEYES,

County Superintendent of Sauk County.

It has seemed to me for the past three years that each succeeding institute was better than its predecessor, that it was more helpful to the teachers along those lines where they needed help aside from academic instruction.

The one of the past summer has been no exception. I know that the teachers of this county were helped a great deal by the illustrative work they saw and did. The instruction was generally strong, energetic, and to the point, no story telling, threshing of old straw, nor dawdling.

From Mrs. EFFIE M. HARRINGTON,

County Superintendent of Sawyer County.

The work in library reading in the institute awakens an interest in the teacher that is carried to the pupil and should certainly be continued. The work done in agriculture and the manual was very helpful and much needed.

From L. D. ROBERTS,

County Superintendent of Shawano County.

This report would be incomplete without a due consideration of the institute interest.

Those who have been conversant with the institute service during recent years have observed a radical change in organization and administration. The unifying and systematizing process that has been going on has been productive of good results in Shawano county, and presumably universally in the state.

Three years ago we had an institute enrollment of 97, with an average daily attendance of 67; this year we enrolled 98, with an average daily attendance of 84. The average age of the membership three years ago was 20.4 years; it was 21 years at the summer institute. The average experience of actual teachers three years ago was 18 months; the past year it was 19 months.

To those who are conversant with institute statistics, these data need no interpretation. The forces that make such results possible should be kept in operation.

The cause for the higher daily average, the higher age average together with the additional experience, lies in the fact that teachers realize that the state department has evolved a plan for institute service that brings practical results. Under the present system, the old-time conductor, able and resourceful, is shorn of none of his strength; the strong, though perchance erratic ones, are held to legitimate lines of effort. The agencies and requirements that have contributed directly to the results noted are the following: The annual institute school for conductors; the supervisory discrimination of the institute committee; the insistence that detailed daily reports of institute work be furnished by conductors and superintendents; and lastly, institute inspection by officials from the department of education.

In closing this report, it will not be presuming too much to say that the facts warrant the conclusion that, in respect to the satisfactory character of the work, the high average daily attendance and the cumulative interest of the membership, the institute recently held stands second to none, in the educational history of Shawano county.

From GEO. H. DREWRY,

County Superintendent of Sheboygan County.

Judging from attendance, the attitude of teachers during study periods, their recitations, and the enthusiasm manifested by the teachers, I have no hesitancy in saying that I believe the 1902 institute was the banner institute of all held under my supervision. It is my opinion that the academic work in the new branches should be continued and that the work in library readings should be given prominence.

From ARTHUR J. LATTON,

County Superintendent of Taylor County.

The institute of last month was one of the best, if not *the best*, most successful and most profitable ever held in our county, that I know anything about. The work offered in the advanced branches was just what was needed, and 22 of

Teachers' Institutes.

our teachers tried to make second grade, 12 being issued. I think it would be wise to offer more third-grade branches next year though.

The library work was especially strong. I have been pleased to note that it is telling *for good* in our rural schools already, although good work was done in that line by Prof. Boyce last year. I can state positively that our school libraries are many times as effectively used as formerly, due to institute work largely.

From J. K. LOWRY,

County Superintendent of Waukesha County.

The energy, promptness, and enthusiasm among the teachers were unusually great. This perhaps can be accounted for in part by the addition of the new subjects required for teachers' certificates. Since observing and studying the work done in the institute and testing the results, I am convinced that their addition is a step in the right direction and I heartily welcome them not only because of the enthusiasm with which they were undertaken by the members of the institute, but because of the broader culture which must eventually follow. The work in literature, library reading, agriculture, and history were particularly attractive and excellent work was done in each. The work outlined in English composition is perhaps the most practical as well as the most needed and helpful to the teachers personally. To many some of these new studies mean an introduction to lines of work which because of their newness and fascination mean further study and research which must result in the broadening of powers of mind as well as in more effective teaching.

In visiting our country schools during the last year, we found many imprints of the institute work upon the methods used by the teachers in directing the use and care of the library books and in the study of agriculture. Window boxes in the interior of the schoolrooms, containing growing plants such as corn, beans, etc., and sometimes upon the teacher's desk, on the leaf of a pupil's tablet, were found tiny drawings of the seeds and plants in their different stages of development. In several instances, later in the school year, we discovered beds of growing vegetables in the school-yard, all of which were carefully watched and tended by inquiring boys and girls. This in a way is attributable to the interest in the subject of agriculture which was awakened among the teachers by the attention given to the subject while in attendance at the institute one year ago. Large numbers of trees, shrubs, and vines have been planted throughout the county and cared for during the last year and the coming year we expect to see increasing evidence of the effects of the work done in our institute this year.

From GUY MUMBRUE,

County Superintendent of Waushara County.

The institute held at Wautoma, in this county, was very satisfactory, both in attendance and character of the work. I believe the teachers got more practical ideas that they could take to their schools than ever before. The work in English composition and literature was conducted in a manner to help the teachers get a right start in these subjects.

Their answers in examination showed that they accomplished in three weeks as much as pupils in a high school sometimes get in three months.

Two or three questions on library reading or relating to the use of the library were put into the examinations this fall and far the best answers were received from teachers who attended the institute. There is no doubt but that the libraries will be called into use more than ever before in this county.

From OTTO J. LEU,

County Superintendent of Wood County.

The teachers seemed more interested than ever before in library reading, but whether it will produce good results in the schools, we shall have to wait to see what teachers do this year.

Schools for the Deaf.

SCHOOLS FOR THE DEAF.

Public instruction of the deaf is provided in nineteen cities. Eighteen "day" schools receive annual "aid" that is rated at \$150 per capita attendance of 180 days, and the state school has an "appropriation" that is fixed by previous experience. The day schools for the deaf are located at Appleton, Ashland, Black River Falls, Fond du Lac, Green Bay, La Crosse, Marinette, Milwaukee, Neillsville, Oshkosh, Racine, Rhinelander, Sheboygan, Sparta, Stevens Point, Wausau, West Superior, and the state school is located at Delavan.

The aid alluded to amounted in 1899-1900 to \$25,749.00; in 1900-1 to \$28,618.62; in 1901-2 to \$26,075.28. The appropriation for the state school during the same years was \$41,122.41, \$41,510.15, and \$39,933.46.

During the past year 208 pupils were enrolled in the day schools under the instruction of 30 teachers. Two hundred twenty pupils were enrolled in the state school and were instructed by 23 teachers.

As a rule, the day schools only afford instruction at public expense; at the state school, the children are provided at state expense with "home," in addition to the instruction.

The instruction at the day schools is by the "pure oral method" in which the child is taught to speak and to read the speech of others by observing facial gestures. At the state school 142 pupils are taught speech and speech-reading as in the day schools; the remaining 78 pupils are taught exclusively by signs and finger spelling; all learn sign and finger spelling.

In some of the schools drawing, painting, needlework and Sloyd are taught; at the state school, shoemaking, cabinet-making, and printing are taught as arts; "manual training" and domestic arts are successfully administered.

The result of the oral work in all the schools enables some pupils later to study in common schools. Most of the children,

Dictionaries and School Codes.

arriving at the age of maturity, earn their ways to successful industrious life.

A separate detailed report concerning instruction of the deaf is in print and will be mailed on application to the State Superintendent.

DICTIONARIES.

Account of the sale and distribution of Webster's International Dictionaries for biennial period ending June, 30, 1902.

	Free to schools.	SOLD.				Total.
		To members of the legislature, employees of the capitol and state officers, and to normal and training schools.		To schools.		
		Plain.	In-dexed.	Plain.	In-dexed.	
Quarter ending December 31, 1900.....	110	17	25	59
Quarter ending March 31, 1901.....	45	1	19	18	49
Quarter ending June 30, 1901.....	22	8	6	75
Quarter ending September 30, 1901.....	58	2	6	21	37
Total for fiscal year 1901.....	235	3	50	70	220	578
Quarter ending December 31, 1901.....	124	12	19	88
Quarter ending March 31, 1902.....	119	9	22	64
Quarter ending June 30, 1902.....	21	4	5	30
Total for fiscal year ending June 30, 1902.....	264	25	46	182	517
Total for two years.....	1,095

SALE OF SCHOOL CODES.

During the last biennial period \$65.75 were received for school codes, at twenty-five cents each, and from then to November 15, 1902, \$9.75 have been received from the same

Sale of School Codes.

source. These amounts have been deposited with the state treasurer. Fees for the sale of records amounting to \$59.69 for the biennial period have also been turned in to the state treasurer.

PART II.

Statistical Tables.

Statistical Tables.

CENSUS STATISTICS, 1900-1901.

COUNTIES— Exclusive of cities under city superin- tendents.	CHILDREN BETWEEN 4 AND 20.			CHILDREN BETWEEN 7 AND 14.		
	Male.	Female.	Total.	No. of such children	No. who attended public school 12 weeks or more.	No. who attended private school 12 weeks or more.
Totals....	249,881	238,911	488,792	242,920	195,149	23,229
Adams.....	1,779	1,606	3,385	1,676	1,380	4
Ashland.....	1,215	1,072	2,287	1,327	1,170	34
Barron.....	4,418	4,205	8,623	4,352	3,460	52
Bayfield.....	2,046	2,054	4,100	2,436	1,932	351
Brown.....	5,235	5,056	10,291	4,898	3,444	895
Buffalo.....	3,257	3,078	6,335	3,095	2,660	130
Burnett.....	1,683	1,464	3,147	1,579	1,018	2
Calumet.....	3,462	3,371	6,833	3,306	2,284	938
Chippewa.....	3,546	3,399	6,945	3,504	2,776	396
Clark.....	5,332	5,087	10,419	4,999	3,933	172
Columbia.....	3,943	3,732	7,675	3,832	3,261	44
Crawford.....	2,616	2,553	5,169	2,935	2,478	4
Dane.....	8,827	8,376	17,203	7,557	6,952	778
Dodge.....	6,901	6,561	13,462	6,386	5,084	1,371
Door.....	3,161	2,917	6,078	2,785	2,221	54
Douglas.....	791	745	1,536	845	768
Dunn.....	3,945	3,656	7,601	3,732	2,942	49
Eau Claire.....	2,918	2,684	5,602	2,889	2,310	87
Florence.....	572	581	1,153	631	614
Fond du Lac....	5,183	4,965	10,148	5,060	3,834	888
Forest.....	220	200	420	234	216
Gates.....	1,124	1,027	2,151	1,213	966	2
Grant.....	6,523	6,480	13,003	6,256	5,143	585
Green.....	2,715	2,511	5,226	2,610	2,222	35
Green Lake.....	2,109	1,995	4,104	2,172	1,768	191
Iowa.....	3,447	3,350	6,797	3,469	2,886	127
Iron.....	1,140	1,121	2,261	1,110	983	170
Jackson.....	3,371	3,119	6,490	3,228	2,741	7
Jefferson.....	4,996	4,847	9,843	4,663	3,711	529
Juneau.....	3,687	3,662	7,349	3,524	3,126	108
Kenosha.....	1,696	1,604	3,300	1,608	1,433	223
Kewaunee.....	3,459	3,368	6,827	3,335	2,304	373
La Crosse.....	2,362	2,313	4,675	3,217	1,947	98
Lafayette.....	3,738	3,522	7,260	3,600	3,056	7
Langlade.....	1,579	1,435	3,014	1,512	1,285	18
Lincoln.....	1,176	1,115	2,291	1,327	1,108	45
Manitowoc.....	8,152	8,050	16,202	7,648	5,391	2,069
Marathon.....	6,747	6,550	13,297	6,396	5,054	564
Marinette.....	3,037	2,872	5,909	2,886	2,244	82

Statistical Tables.

CENSUS STATISTICS, 1900-1901—Continued.

COUNTIES— Exclusive of cities under city superin- tendents.	CHILDREN BETWEEN 4 AND 20.			CHILDREN BETWEEN 7 AND 14.		
	Male.	Female.	Total.	No. of such children	No. who attended public school 12 weeks or more.	No. who attended private school 12 weeks or more.
Marquette.....	2,023	1,996	4,019	1,936	1,674	110
Milwaukee.....	7,536	7,565	15,101	7,491	5,288	2,031
Monroe.....	5,142	4,960	10,102	4,846	4,110	286
Oconto.....	3,249	3,046	6,295	3,307	2,694	111
Oneida.....	1,464	1,558	3,022	1,500	1,123	232
Outagamie.....	4,923	4,647	9,570	4,546	3,486	820
Ozaukee.....	3,309	3,095	6,404	3,125	2,238	738
Pepin.....	1,466	1,378	2,844	1,491	1,286	63
Pierce.....	4,307	4,192	8,499	4,173	3,699	50
Polk.....	3,642	3,433	7,075	3,597	2,860	17
Portage.....	4,316	4,033	8,349	3,937	2,756	173
Price.....	1,914	1,751	3,665	2,066	1,870
Racine.....	2,866	2,639	5,505	2,867	2,226	511
Richland.....	3,383	3,227	6,610	3,124	2,721	29
Rock.....	4,639	4,354	8,993	4,361	4,216	243
St. Croix.....	4,584	4,397	8,981	4,397	3,670	96
Sauk.....	4,651	4,353	9,004	4,504	3,724	464
Sawyer.....	532	549	1,081	532	468
Shawano.....	5,434	5,208	10,642	5,767	3,995	540
Sheboygan.....	5,070	4,895	9,965	4,719	3,913	696
Taylor.....	2,263	2,149	4,412	2,317	1,780	214
Trempealeau.....	4,485	4,358	8,843	4,225	3,337	335
Vernon.....	5,225	4,944	10,169	4,856	4,022	47
Vilas.....	609	562	1,171	594	486	1
Walworth.....	3,813	3,666	7,479	3,848	3,663	18
Washburn.....	1,118	1,004	2,122	1,164	973
Washington.....	4,570	4,483	9,053	4,509	3,206	1,954
Waukesha.....	5,720	5,378	11,098	5,779	4,795	493
Waupaca.....	5,099	4,842	9,941	5,038	4,461	232
Waushara.....	2,956	2,718	5,674	3,017	2,445	135
Winnebago.....	2,835	2,824	5,659	2,974	2,688	151
Wood.....	4,630	4,404	9,034	4,481	3,121	957

Statistical Tables.

ENROLLMENT AND ATTENDANCE, 1900-1901.

COUNTIES— Exclusive of cities under city super- intendents.	ENROLLMENT IN PUBLIC SCHOOLS.				
	Number between 4 and 20.	Under 4.	Over 20.	<i>Total number who have attended public school.</i>	
				Male.	Female.
Totals	316, 159	232	262	160, 590	156, 263
Adams	2, 607			1, 363	1, 244
Ashland	1, 526		1	805	722
Barron	6, 188			3, 114	3, 074
Bayfield	2, 699	1		1, 342	1, 358
Brown	5, 121	3	2	2, 656	2, 470
Buffalo	4, 383	2	1	2, 265	2, 121
Burnett	1, 877			969	908
Calumet	3, 329	1	1	1, 721	1, 610
Chippewa	4, 383	1		2, 260	2, 124
Clark	6, 816	1	9	3, 409	3, 432
Columbia	5, 930	1	5	2, 967	2, 939
Crawford	4, 012	5	4	2, 010	2, 011
Dane	11, 213	3	10	5, 574	5, 652
Dodge	8, 091	1	6	4, 279	3, 819
Door	3, 763	3	2	1, 946	1, 822
Douglas	1, 216		1	622	595
Dunn	5, 407	1	6	2, 684	2, 730
Eau Claire	3, 730		9	1, 999	1, 740
Florence	862			420	442
Fond du Lac	6, 499	13	9	3, 314	3, 185
Forest	335			173	162
Gates	1, 474	1		746	729
Grant	9, 546	10	9	4, 704	4, 861
Green	3, 753	30	13	1, 991	1, 805
Green Lake	2, 581	3		1, 327	1, 257
Iowa	5, 158	15	4	2, 628	2, 549
Iron	1, 914			966	948
Jackson	4, 612	3	14	2, 368	2, 261
Jefferson	5, 848	2		2, 989	2, 861
Juneau	5, 221	4	1	2, 510	2, 716
Kenosha	2, 080		5	1, 053	1, 032
Kewaunee	4, 051	8	2	2, 088	2, 073
La Crosse	3, 021	1	1	1, 561	1, 462
Lafayette	5, 475	1	1	2, 781	2, 696
Langlade	1, 806	2		900	908
Lincoln	1, 440	2	1	668	775
Manitowoc	8, 624	13	1	4, 512	4, 126
Marathon	7, 294	18	7	3, 513	3, 806
Marquette	3, 757			1, 905	1, 852
Marquette	2, 607	11	4	1, 317	1, 305

Statistical Tables.

ENROLLMENT AND ATTENDANCE, 1900-1901 — Continued.

COUNTIES— Exclusive of cities under city super- intendents.	ENROLLMENT IN PUBLIC SCHOOLS.				
	Number between 4 and 20.	Under 4.	Over 20.	<i>Total number who have attended public school.</i>	
				Male.	Female.
Milwaukee.....	7,719	1	3	3,952	3,771
Monroe.....	7,243	2	17	3,621	3,641
Oconto.....	3,772	2	1	1,908	1,867
Oneida.....	1,901	927	974
Outagamie.....	5,192	1	3	2,689	2,507
Ozaukee.....	3,239	1,721	1,518
Pepin.....	2,129	1	1,130	1,000
Pierce.....	5,987	17	3,044	2,960
Polk.....	4,802	1	3	2,430	2,376
Portage.....	4,410	4	2,238	2,176
Price.....	2,760	1	2	1,408	1,355
Racine.....	3,284	1,664	1,620
Richland.....	5,561	1	3	2,775	2,790
Rock.....	6,427	5	3	3,261	3,174
St. Croix.....	6,222	1	20	3,094	3,128
Sauk.....	6,163	3,128	3,035
Sawyer.....	794	388	416
Shawano.....	5,686	7	5	2,919	2,779
Sheboygan.....	6,069	3	2	3,100	2,974
Taylor.....	2,703	3	1	1,384	1,323
Trempealeau.....	5,444	6	2	2,767	2,685
Vernon.....	7,557	1	21	3,842	3,855
Vilas.....	852	447	405
Walworth.....	6,133	6	4	3,070	3,073
Washburn.....	1,516	1	768	749
Washington.....	5,090	2,671	2,419
Waukesha.....	7,627	4	4	3,913	3,722
Waupaca.....	6,613	3	3,298	3,318
Waushara.....	3,913	10	10	2,000	1,933
Winnebago.....	3,891	10	5	1,961	1,945
Wood.....	5,211	2	3	2,653	2,563

TEACHERS' CERTIFICATES, 1900-1901.

COUNTIES— Exclusive of cities under city superin- tendents.	CERTIFICATES GRANTED BY COUNTY SUPERINTENDENTS.						Total.	Applicants refused cer- tificates.	Limited certificates granted.	Teachers holding state certificates.	Normal school gradu- ates.	No. who have attended Normal school.	Amount of fees col- lected at examination.	Amount received for certificates granted in other counties.	Amount received for countersigning free high school diplomas.
	1st grade.		2d grade.		3d grade.										
	To men.	To women.	To men.	To women.	To men.	To women.									
Totals.....	130	411	304	1,451	799	4,208	7,303	2,024	544	506	804	1,675	\$9,032	\$323	\$35
Adams		3	2	6	9	76	96	36	13	3	2	6	\$130	\$2
Ashland			2	10	3	24	39	14	3	3	12	49	3
Barron	2	1	6	26	28	98	161	33	16	15	20	194	1	\$1
Bayfield	3	4	5	11	5	22	50	4	4	17	17	23	45	9
Brown		6	4	21	11	41	83	36	7	4	27	119
Buffalo		3	6	23	10	38	80	17	1	5	27	98	3
Burnett.....		2	2	6	2	49	61	2	60	3
Calumet	1	1	2	14	13	45	76	19	10	5	4	50	114	1
Chippewa	1	16	5	45	5	43	115	220	1	11	10	20	213	10
Clark	5	8	7	51	15	62	148	6	15	15	20	67	2
Columbia	1	2	10	13	14	119	159	65	55	5	2	40	274	1
Crawford	6	1	2	15	6	63	93	66	4	4	4	10	159	1
Dane	11	10	11	85	37	257	411	27	24	31	21	56	445	18	4
Dodge	3	9	21	38	45	137	253	39	24	25	16	316
Door		1	8	13	4	37	63	23	9	5	5	10
Douglas	1	6	2	7	3	33	52	20	4	8	8	27	72	5
Dunn	2	1	6	28	14	96	147	19	37	1	5	52	143	16	1
Eau Claire	2	7	1	12	6	52	80	26	21	1	8	11	105	5	2

Statistical Tables.

Florence.....	1			3	1	11	16	1	6	6	3	16
Fond du Lac.....		2	1	23	13	107	146	26	13	12	44	207
Forest.....	1			4	1	6	12		1	1	2	4	8
Gates.....				73	9	72	164	12	7	55	120	166	10
Grant.....		6	4	27	17	67	125	8	14	9	18	171	9	3
Green.....	3	7	4	8	5	47	72	14	2	7	6	12	88	2
Green Lake.....	3	4	5	27	15	60	109	47	15	15	12	12	158	13
Iowa.....		4	3	5		14	21	1		7	4	14	7
Iron.....	1	1		37	3	39	94	22	1	12	11	22	111	4
Jackson.....	4	5	6	41	10	90	164	25	8	5	26	60	189
Jefferson.....	4	14	5	22	17	102	153	77	27	27	18	19	233	5
Juneau.....		6	6	9	5	34	51	18	5	4	2	20	81
Kenosha.....		1	2	5	24	22	62	10		6	6	18	42
Kewaunee.....	3		8	18	7	46	76	7	1		6	14	83	1
La Crosse.....		5		39	9	61	123	16	4	1	31	33	137	2
La Fayette.....	3	6	5	7	2	49	58	9	21	2		19	89
Langlade.....				21	2	27	72	21	1				87	6
Lincoln.....	4	15	3	49	47	109	43		11	38	18	151
Manitowoc.....		1	8	24	83	149	19	2	8	6	28	152	17	1
Marathon.....	3	5	8	13	6	46	66	9	4	12	10	29	94
Marinette.....			1	12	10	54	80	18	5	6	5	22	98
Marquette.....			4	22	8	35	81	12	1	4	53	56	93
Milwaukee.....	10	4	2	39	5	65	135	41	31	22	15	30	200	7
Monroe.....	1	21	4	8	6	61	79	6		4	2	16	85
Oconto.....	1	1	2	1		6	4	4		10	10	8	39	1
Oneida.....		1	1	3										1
Outagamie.....	2	7	2	25	15	110	161	30	9		2	24	171	20
Ozaukee.....	2	4	5	4	29	34	78	16	2	7	7	28	90	8
Pepin.....	1	2	1	6		37	47	15	3	9	8	4	54	8
Pierce.....	5	8	10	27	19	57	126	71	4	3	13	75	186	7
Polk.....		1	5	27	13	85	131	31	18	6	7	23	159	3
Portage.....	2	5	6	27	7	76	123	74		6	5	66	194	3
Price.....	2	9	3	23	1	39	77	4		15	15	15	57	24
Racine.....							
Richland.....			10	25	18	64	117	68	4	1	16	11	196	4
Rock.....	3	28	5	34	16	171	257	23	10	23	20	85	246	18

Statistical Tables.

STATE SUPERINTENDENT.

TEACHERS' CERTIFICATES, 1900-1901.—Continued.

COUNTIES— Exclusive of cities under city superin- tendents.	CERTIFICATES GRANTED BY COUNTY SUPERINTENDENTS.							Applicants refused certificates.	Limited certificates granted.	Teachers holding state certificates.	Normal school gradu- ates.	No. who have attended Normal school.	Amount of fees col- lected at examination.	Amount received for certificates granted in other counties.	Amount received for countersigning free high school diplomas.
	1st grade.		2d grade.		3d grade.		Total.								
	To men.	To women.	To men.	To women.	To men.	To women.									
St. Croix.....	4	8	8	34	7	50	111	54	7	13	5	\$165	\$1
Sauk.....	5	11	2	37	8	87	159	39	4	1	10	293	\$1
Sawyer.....	4	5	1	9	19	1	10	4	3	12
Shawano.....	1	4	8	18	7	86	124	46	11	4	15	163
Sheboygan.....	2	3	9	13	31	45	103	98	1	17	12	180
Taylor.....	2	1	1	10	10	61	85	35	4	12	10	7	107	1
Trempealeau.....	3	8	6	27	6	65	115	62	2	13	13	41	177	1	1
Vernon.....	1	4	6	23	47	165	246	51	51	21	16	10	297
Vilas.....	1	6	1	9	17	8	6	5	11
Walworth.....	1	90	3	34	8	5	141	3	20	30	162	1
Washburn.....	2	8	5	26	41	8	8	1	3	14	50	7
Washington.....	1	10	14	25	32	9	50	57
Waukesha.....	4	5	9	26	19	70	133	30	2	3	53	39	163
Waupaca.....	3	5	4	27	23	106	168	11	173	2	4
Waushara.....	1	7	8	30	9	71	126	13	3	8	5	15	139	4	1
Winnebago.....	2	4	2	16	7	72	103	7	2	1	14	35	106	6
Wood.....	3	3	4	19	4	56	89	25	21	2	22	13	123	12

Statistical Tables.

REPORT OF THE

TEACHERS AND TOWNSHIP LIBRARIES, 1900-1901.

Teachers' average wages per month for the entire state: for men, \$49.62; for women, \$33.60.

COUNTIES— Exclusive of cities under city superin- tendents.	TEACHERS.					TOWNSHIP LIBRARIES.			
	<i>Teachers employed.</i>			<i>Teachers' average wages per month.</i>		Amount ex- pended dur- ing year.	No. volumes purchased during year.	Whole No. purchased since 1887.	Whole amount ex- pended for books since 1887.
	Male.	Female.	Total.	For men.	For women.				
Totals	1,908	8,284	10,192	\$47 99	\$32 67	\$43,684 63	68,037	454,400	\$256,822 20
Adams	16	117	133	\$28 88	\$21 08	\$331 80	733	4,155	\$2,261 00
Ashland	11	42	53	50 49	42 61	199 83	385	1,442	960 00
Barron	52	156	208	36 26	30 62	829 19	996	6,023	3,750 00
Bayfield	18	65	83	47 41	42 82	640 97	217	1,831	988 00
Brown	23	76	99	40 53	31 27	954 52	1,501	11,216	7,696 00
Buffalo	45	85	130	44 14	33 98	680 24	1,096	8,495	4,650 00
Burnett	7	63	70	47 97	31 68	316 77	607	3,231	1,379 00
Calumet	17	66	83	36 02	35 07	598 12	751	8,507	4,112 00
Chippewa	20	163	183	47 46	31 62	921 82	1,292	7,967	4,534 00
Clark	36	173	209	42 73	33 57	922 26	1,230	5,198	2,369 00
Columbia	43	220	263	49 73	27 66	661 73	1,002	5,408	3,280 00
Crawford	27	107	134	40 13	22 30	506 17	701	5,846	4,285 00
Dane	57	310	367	43 82	33 17	1,639 93	2,579	20,838	13,276 00
Dodge	89	200	289	43 13	30 05	1,184 62	1,962	14,064	5,196 00
Door	22	52	74	38 83	33 09	551 89	915	9,876	3,737 00
Douglas	8	45	53	47 96	40 01	115 10	228	1,487	774 00
Dunn	37	151	188	37 64	30 31	713 39	1,180	6,847	4,313 00
Eau Claire	22	107	129	58 31	38 56	519 93	793	7,551	4,494 00

Statistical Tables.

STATE SUPERINTENDENT.

TEACHERS AND TOWNSHIP LIBRARIES, 1900-1901 — Continued.

COUNTIES— Exclusive of cities under city superin- tendents.	TEACHERS.					TOWNSHIP LIBRARIES.			
	<i>Teachers employed.</i>			<i>Teachers' average wages per month.</i>		Amount ex- pended dur- ing year.	No. volumes purchased during year.	Whole No. purchased since 1887.	Whole amount ex- pended for books since 1887.
	Male.	Female.	Total.	For men.	For women.				
Florence	3	22	25	\$55 00	\$45 89	\$46 05	71	1,619	\$1,069 00
Fond du Lac	30	196	226	44 83	29 36	944 65	1,713	10,740	5,306 00
Forest	3	11	14	42 69	22 20	65 99	106	389	130 00
Gates	7	40	47	42 46	35 59	182 49	253	576	268 00
Grant	44	318	362	50 47	28 23	1,067 91	1,604	4,585	2,702 00
Green	44	170	214	32 29	28 93	594 07	969	6,420
Green Lake	22	90	112	36 19	30 70	344 18	576	3,313	1,526 00
Iowa	35	148	183	53 93	27 08	541 36	620	4,044	2,318 00
Iron	7	25	32	68 62	63 58	193 70	336	1,374	628 75
Jackson	24	132	156	36 73	24 64	654 60	1,120	9,757	5,884 00
Jefferson	24	159	183	51 85	38 06	778 10	1,635	11,390	5,127 00
Juneau	28	172	200	63 04	31 87	745 36	1,083	7,434	4,865 00
Kenosha	16	63	79	39 79	34 26	236 18	341	1,400	783 00
Kewaunee	40	33	73	39 68	32 96	757 37	1,098	9,605	6,021 00
La Crosse	11	73	84	45 18	29 57	449 45	710	7,468	4,588 00
Lafayette	35	153	188	56 51	30 14	669 09	1,335	10,650	6,266 00
Langlade	6	77	83	40 48	31 94	266 38	472	1,440	907 50
Lincoln	8	61	69	33 52	31 80	188 60	356	2,067	984 45
Manitowoc	68	115	183	50 03	37 28	808 32	1,263	7,255	4,062 00
Marathon	48	158	206	37 13	33 11	1,174 58	1,950	10,521	7,385 00
Marquette	13	70	83	50 11	34 27	536 04	886	5,384	3,313 00
Marquette	21	78	99	44 05	24 72	403 12	600	3,823	2,531 00

Statistical Tables.

Milwaukee	46	112	158	67 53	44 70	1,454 07	2,050	18,308	11,190 00
Monroe	29	221	250	53 17	28 93	748 54	1,180	9,528	5,787 00
Oconto	17	77	94	40 02	30 10	457 17	641	3,886	2,374 00
Oneida	5	56	61	87 63	41 52	251 70	109	370
Outagamie	20	126	146	47 25	26 19	934 05	1,695	10,788	5,832 00
Ozaukee	43	39	82	48 60	37 35	651 13	1,067	6,489	3,369 00
Pepin	15	50	65	51 48	31 84	277 71	278	2,247	900 00
Pierce	42	153	195	46 74	33 60	746 31	1,168	8,047	5,324 00
Polk	24	133	157	37 45	30 72	660 04	1,090	7,554	4,474 00
Portage	25	144	169	37 11	24 82	716 53	1,083	6,600	4,438 00
Price	8	88	96	50 17	34 63	383 53	682	3,929	2,309 00
Racine	11	86	97	52 70	30 76	511 28	788	4,014	1,317 50
Richland	60	190	250	43 94	30 02	504 22	693	4,638	2,601 00
Rock	26	248	274	59 12	34 05	677 72	1,078	9,405	5,440 00
St. Croix	36	149	185	46 07	39 05	590 64	910	4,572	3,495 00
Sauk	28	181	209	48 32	27 66	980 17	1,450	11,917	5,626 00
Sawyer	4	27	31	77 43	36 47	98 50	146
Shawano	28	130	158	48 68	30 58	620 25	967	4,558	2,654 00
Sheboygan	44	108	152	43 36	30 61	979 49	1,618	10,647	6,485 00
Taylor	18	71	89	49 27	31 90	359 04	554	3,660	2,385 00
Trempealeau	25	132	157	38 42	27 81	922 44	1,559	5,518	3,838 00
Vernon	53	205	258	42 53	29 77	885 14	1,324	10,637	6,931 00
Vilas	5	21	26	68 88	40 10	112 40	211	1,738
Walworth	30	172	202	98 23	35 18	648 90	900	5,973	3,999 00
Washburn	8	44	52	52 50	34 17	198 60	269	672
Washington	47	79	126	47 24	31 38	758 21	1,358	7,901	5,289 00
Waukesha	41	136	177	49 09	36 64	948 85	1,127	7,283	3,016 00
Waupaca	33	150	183	37 16	28 95	973 26	1,543	11,808	7,063 00
Waushara	19	151	170	34 94	25 40	514 79	882	6,487	3,600 00
Winnebago	14	123	137	45 82	26 75	567 86	796	6,071	4,044 00
Wood	17	120	137	60 32	32 49	716 22	1,556	7,919	5,187 00

Statistical Tables.

STATE SUPERINTENDENT.

FINANCIAL RECEIPTS, 1900-1901.

COUNTIES—Exclu- sive of cities under city superin- tendents.	From money on hand June 30, 1900.	From taxes levied at dis- trict school meeting.	From taxes levied at annual town meeting.	From taxes levied by county board of supervisors.	From state school fund income.	From all other sources.	Total amount received dur- ing the year.
Totals.....	\$892,049 31	\$1,920,913 10	\$294,668 83	\$528,035 16	\$510,757 80	\$460,334 71	\$4,606,758 91
Adams.....	\$4,051 98	\$10,490 48		\$3,762 75	\$3,610 40	\$915 99	\$22,831 60
Ashland.....	10,550 38	5,815 00	\$14,500 00	1,405 66	2,105 76	1,484 29	35,861 09
Barron.....	17,139 79	32,117 03	7,000 00	8,232 77	8,754 60	8,279 80	81,523 99
Bayfield.....	21,701 98	592 50	47,525 00	4,000 00	4,404 85	1,238 47	79,462 80
Brown.....	9,558 01	13,364 70	481 40	11,404 07	10,470 86	5,798 30	51,077 34
Buffalo.....	9,691 01	19,893 88		9,591 63	7,012 82	2,322 20	48,511 54
Burnett.....	5,150 71	5,819 37	3,800 00	3,183 25	2,974 44	994 98	21,922 75
Calumet.....	9,987 29	13,478 37	293 78	7,789 43	7,025 74	1,720 27	40,294 88
Chippewa.....	19,718 12	22,893 91	8,662 49	8,160 83	7,375 56	5,709 32	72,520 23
Clark.....	24,740 57	41,263 49	331 96	9,993 83	9,868 81	6,683 35	92,932 01
Columbia.....	12,391 82	42,732 97		8,412 43	8,650 45	6,008 77	78,196 44
Crawford.....	5,419 16	16,400 00		5,601 43	5,485 94	2,509 84	35,416 37
Dane.....	20,700 75	73,846 60		18,852 61	16,805 53	19,987 50	150,192 99
Dodge.....	18,270 97	59,070 45	2,476 17	14,935 50	14,720 64	5,901 64	115,375 37
Door.....	8,417 63	12,182 04		6,403 53	6,293 35	1,470 84	34,767 39
Douglas.....	9,125 96	2,000 00	29,550 00	1,082 50	1,590 13	1,700 00	45,048 59
Dunn.....	10,212 90	26,569 85		8,172 63	7,695 60	4,325 42	56,976 40
Eau Claire.....	10,267 14	22,808 86		6,065 04	5,518 14	7,780 94	52,440 12
Florence.....	7,161 77	6,300 00	5,500 00	1,147 06	1,172 97	12,629 15	33,910 95
Fond du Lac.....	15,346 40	39,406 00		11,690 32	11,264 23	3,853 63	81,560 58
Forest.....	8,103 13		10,655 00		360 47	5,209 76	24,328 36
Gates.....	6,022 99	9,768 04	15,153 00	1,320 96	1,579 27	739 10	34,583 36

Statistical Tables.

REPORT OF THE

Grant.....	22,234 10	70,250 79	926 75	14,292 93	13,620 80	11,528 64	132,854 01
Green.....	9,847 75	31,737 32	6,104 06	6,521 29	4,588 42	58,798 84
Green Lake.....	4,936 11	16,836 88	10 01	4,415 33	4,466 55	383 16	31,048 04
Iowa.....	6,601 66	34,676 08	377 61	7,115 96	9,038 61	9,819 62	67,629 54
Iron.....	17,749 51	19,977 50	8,500 00	50 00	2,097 95	11,757 06	60,132 02
Jackson.....	12,807 86	23,630 96	50 00	8,380 41	7,002 97	4,034 95	55,907 15
Jefferson.....	17,065 25	51,668 68	217 96	10,945 81	10,774 76	6,798 47	97,470 93
Juneau.....	9,893 07	34,247 12	7,977 72	7,906 08	23,344 08	83,368 07
Kenosha.....	4,163 51	16,185 67	3,623 60	3,416 33	314 67	27,703 78
Kewaunee.....	4,198 66	15,042 29	7,993 18	7,434 40	2,307 99	36,976 52
La Crosse.....	6,798 39	16,456 24	5,080 21	5,036 29	3,982 54	37,353 67
Lafayette.....	10,627 09	44,913 20	7,968 90	7,506 57	7,279 35	78,295 11
Langlade.....	9,329 16	16,159 08	2,940 00	3,075 87	3,002 57	180 62	34,687 30
Lincoln.....	4,388 33	3,038 00	14,470 00	3,599 55	2,342 90	1,448 68	29,287 46
Manitowoc.....	22,734 32	71,654 60	17,261 25	16,731 37	32,501 30	160,882 84
Marathon.....	29,361 53	39,920 64	2,415 57	13,438 56	13,329 32	14,773 50	113,239 12
Marinette.....	20,122 70	20,045 07	10,496 30	5,818 82	5,861 53	3,910 89	66,255 31
Marquette.....	3,710 09	9,579 11	4,117 29	4,186 35	2,488 03	24,080 87
Milwaukee.....	40,820 85	79,298 31	16,665 89	15,183 53	8,888 37	160,856 95
Monroe.....	13,626 16	46,555 65	11,011 65	10,674 06	10,976 94	92,844 46
Oconto.....	8,386 41	15,845 12	2,222 15	6,851 03	5,890 86	7,077 57	46,273 14
Oneida.....	11,229 56	33,142 00	4,746 08	5,424 64	54,542 28
Outagamie.....	13,416 49	23,189 57	10 42	11,746 18	9,458 49	4,104 36	61,925 51
Ozaukee.....	5,102 53	21,303 60	2,761 10	6,944 93	6,628 35	3,986 25	46,726 76
Pepin.....	3,994 79	10,330 20	475 00	3,149 69	2,870 08	4,250 98	25,070 74
Pierce.....	13,691 38	38,724 53	44 00	9,317 61	8,890 36	9,808 01	80,475 89
Polk.....	13,813 33	24,916 28	7,377 11	6,793 67	3,681 24	56,581 63
Portage.....	18,137 57	13,141 21	8,665 82	8,400 33	1,930 98	50,275 91
Price.....	12,260 95	26,588 63	9,457 25	3,567 20	2,975 17	8,037 79	62,886 99
Racine.....	8,984 13	27,139 07	6,900 17	6,738 42	887 04	50,648 83
Richland.....	8,698 94	27,399 19	9,098 88	7,497 31	7,935 85	60,630 17
Rock.....	20,401 33	59,533 25	9,503 59	9,601 77	4,618 20	103,658 14
St. Croix.....	15,088 42	37,210 39	1,000 00	9,016 32	9,901 45	9,062 64	81,279 22
Sauk.....	13,322 06	36,869 29	10,087 75	9,882 12	6,910 14	77,071 36
Sawyer.....	4 96	20,000 00	962 46	1,036 45	481 40	22,485 27
Shawano.....	19,106 22	26,019 78	53 40	11,648 29	11,120 82	4,641 60	72,590 11

FINANCIAL RECEIPTS, 1900-1901 — Continued.

COUNTIES — Exclu- sive of cities under city superin- tendents.	From money on hand June 30, 1900.	From taxes levied at dis- trict school meeting.	From taxes levied at annual town meeting.	From taxes levied by county board of supervisors.	From state school fund income.	From all other sources.	Total amount received dur- ing the year.
Sheboygan	\$12,537 60	\$33,917 21		\$12,328 27	\$9,704 99	\$5,697 78	\$74,185 85
Taylor	15,715 30	24,966 11	\$7,400 00	4,209 25	4,486 49	6,321 28	63,098 43
Trempealeau	10,397 56	21,776 63		9,243 09	8,821 58	5,126 61	55,365 47
Vernon	14,671 17	36,847 07		11,333 03	10,605 00	39,653 44	113,109 71
Vilas	1,178 90		16,652 50	1,200 01	1,324 97	3,545 00	23,901 38
Walworth	25,562 03	77,178 98		7,768 73	7,846 56	26,290 46	144,646 76
Washburn	7,597 96	6,757 66	10,329 76	931 60	2,124 33	1,758 45	29,499 76
Washington	8,987 23	23,746 88	897 60	10,072 56	9,475 81	3,724 91	56,904 99
Waukesha	27,871 28	66,680 64	3,295 85	12,289 09	10,238 23	4,465 60	124,840 69
Waupaca	12,602 88	29,784 01		11,039 97	11,004 93	5,541 47	69,973 26
Waushara	8,639 34	17,771 29		6,092 86	5,770 41	587 22	38,861 12
Winnebago	8,621 67	20,176 05		7,122 59	6,424 63	4,030 06	46,375 00
Wood	17,280 76	34,413 73	544 80	9,421 86	9,623 35	2,182 90	73,467 40

Statistical Tables.

FINANCIAL DISBURSEMENTS, 1900-1901.

COUNTIES.— Exclusive of cities under city super- intendents.	For building and repairing.	For apparatus.	For services of male teachers.	For services of female teachers.	For old indebt- ness.	For school furniture	For services of district clerks and secretaries of town boards of school directors.	For all other purposes.	Total amount paid out during year.	Money on hand June 30, 1901.
Totals..	\$432,334 12	\$65,086 98	\$625,822 48	\$1,703,730 22	\$172,495 65	\$58,798 93	\$52,835 04	\$557,985 35	\$3,669,088 77	\$937,670 14
Adams	\$1,512 63	\$300 33	\$2,397 25	\$11,181 85	\$308 86	\$217 03	\$367 00	\$1,679 54	\$17,964 49	\$4,867 11
Ashland....	2,845 91	878 18	4,342 00	12,315 00	199 47	1,411 52	952 75	4,208 92	27,153 75	8,707 34
Barron	10,838 52	1,179 58	11,459 75	25,129 44	925 71	1,337 28	1,026 66	10,286 71	62,183 65	19,340 34
Bayfield....	4,938 06	1,400 45	7,602 50	26,579 84	3,610 45	2,162 03	902 00	12,646 72	59,842 05	19,620 75
Brown	5,957 57	604 09	7,943 00	19,138 50	925 08	583 82	686 84	5,239 91	41,078 81	9,998 53
Buffalo....	2,546 82	393 57	11,284 28	18,256 65	1,454 21	449 23	519 22	5,368 10	40,272 08	8,239 46
Burnett	2,085 41	453 85	1,271 50	9,010 65	215 94	341 59	437 24	2,526 98	16,343 16	5,579 59
Calumet ...	1,699 64	633 86	4,971 00	15,893 12	906 34	631 91	605 31	3,808 73	29,149 91	11,144 97
Chippewa ..	7,002 93	1,869 45	4,780 40	28,945 98	2,157 17	1,012 05	1,457 92	6,184 43	53,410 33	19,109 90
Clark.....	5,164 10	1,379 90	11,903 37	35,294 25	853 70	897 20	965 72	11,409 53	67,867 77	25,064 24
Columbia ..	4,468 90	1,134 34	11,665 53	33,177 95	2,719 14	1,077 20	745 45	9,434 18	64,422 69	13,773 75
Crawford ..	1,858 46	213 60	8,278 25	13,129 00	1,785 28	366 65	476 60	2,698 06	28,805 90	6,610 47
Dane	18,092 41	1,978 77	16,554 25	67,278 00	4,434 31	1,726 41	1,455 41	16,541 31	128,060 87	22,132 12
Dodge	5,022 48	3,026 22	24,302 37	43,414 47	4,147 81	632 77	1,144 55	14,614 77	96,305 44	19,069 93
Door	1,220 81	592 88	7,009 00	12,709 00	1,221 16	251 97	520 50	3,349 27	26,874 59	7,892 80
Douglas....	4,336 07	1,471 21	2,590 00	13,684 75	3,081 73	1,345 95	1,751 00	7,338 18	35,598 89	9,449 70
Dunn	3,642 81	888 52	8,803 75	24,481 60	548 61	333 79	838 75	5,577 54	45,115 37	11,861 03
Eau Claire..	4,779 59	829 83	5,888 97	19,894 90	353 90	623 87	532 00	6,099 25	39,002 31	13,437 81
Florence ...	8,841 54	2,640 07	1,265 00	7,917 00	332 62	851 12	197 00	7,646 12	29,690 47	4,220 48
Fond du Lac	3,423 17	1,041 30	8,907 79	40,726 24	1,724 40	497 99	897 80	9,272 76	66,491 45	15,069 13
Forest	5,554 33	234 60	723 62	2,965 00	110 83	360 94	181 04	2,156 21	12,286 57	12,041 79
Gates	6,063 23	1,917 37	2,505 00	11,060 50	688 30	1,429 56	1,044 00	3,594 29	28,302 25	6,281 11

Statistical Tables.

STATE SUPERINTENDENT.

FINANCIAL DISBURSEMENTS, 1900-1901—Continued.

COUNTIES.— Exclusive of cities under city super- intendents.	For building and repairing.	For apparatus.	For services of male teachers.	For services of female teachers.	For old indebted- ness.	For school furniture.	For services of district clerks and secretaries of town boards of school directors.	For other purposes.	Total amount paid out during year.	Money on hand June 30, 1901.
Grant	\$8,519 07	\$741 54	\$16,464 50	\$57,630 38	\$7,056 96	\$1,882 47	\$1,315 40	\$16,266 33	\$109,876 65	\$22,977 36
Green	4,979 82	281 15	8,571 51	26,494 75	848 51	625 00	567 81	5,557 24	47,925 79	10,873 05
Green Lake.	1,678 97	495 28	5,200 25	13,557 50	1,660 18	461 29	386 55	2,872 32	26,312 34	4,735 70
Iowa	9,607 49	602 57	11,595 00	26,390 00	3,102 74	715 69	759 33	7,309 53	60,082 35	7,547 19
Iron	26,040 48	569 30	4,495 00	10,915 00	80 00	2,083 62	349 59	5,798 22	50,331 21	9,800 81
Jackson	2,999 83	399 35	7,451 00	24,340 80	1,143 32	224 82	672 50	6,452 08	43,683 70	12,223 45
Jefferson....	4,024 16	879 53	11,973 50	41,514 55	5,714 61	543 98	997 00	13,449 67	79,097 00	18,373 93
Juneau	12,917 11	995 10	-9,630 25	30,202 00	2,685 89	1,207 81	605 86	12,472 71	70,716 73	12,651 34
Kenosha ...	1,109 20	108 71	4,919 25	13,810 00	426 17	108 68	258 00	2,236 74	22,976 75	4,727 03
Kewaunee..	2,320 73	436 69	14,128 65	9,494 00	632 30	339 05	494 05	4,878 35	32,723 82	4,252 70
La Crosse..	3,008 79	1,202 03	3,931 00	16,754 75	1,463 59	484 22	349 00	3,772 18	30,965 56	6,388 11
Lafayette ..	4,212 11	1,077 91	14,128 77	31,221 05	3,572 74	1,681 57	759 48	11,622 47	68,296 10	9,999 01
Langlade ..	1,261 68	535 98	1,902 76	15,362 00	465 31	346 11	545 61	4,828 49	25,247 94	9,439 36
Lincoln	3,591 70	1,156 11	1,475 00	12,626 00	9 26	405 28	764 00	2,737 38	22,764 73	6,522 73
Manitowoc .	24,394 23	2,048 89	29,967 53	39,376 85	9,430 02	1,846 40	1,088 30	24,638 81	132,791 03	28,091 81
Marathon ..	17,413 29	1,617 62	15,292 25	33,354 43	3,306 59	2,279 33	1,360 00	10,011 20	84,664 71	28,574 41
Marquette ..	9,135 31	1,394 47	6,813 50	19,439 50	3,288 47	1,222 26	722 50	6,979 21	48,995 22	17,260 09
Marquette..	3,021 21	28 81	4,769 25	10,450 25	612 09	393 11	244 00	2,987 42	22,506 14	1,574 73
Milwaukee ..	6,637 53	1,704 96	28,563 16	47,590 15	6,041 55	1,388 86	1,091 00	21,310 07	114,327 28	46,529 67
Monroe	6,909 43	964 28	10,641 50	37,229 10	6,611 97	967 22	920 83	11,809 48	76,053 81	16,790 65
Oconto	7,099 79	802 55	5,523 00	15,503 50	1,136 59	734 90	603 50	4,075 70	35,479 53	10,793 61
Oneida.....	15,181 42	1,257 49	2,532 50	16,962 25	1,166 28	1,750 95	533 75	4,620 87	44,005 51	10,536 77
Outagamie..	3,249 98	812 18	6,709 50	25,268 75	3,059 58	456 89	701 72	6,804 86	47,063 46	14,862 05
Ozaukee ...	1,928 63	448 53	17,018 05	11,415 00	3,526 14	310 71	324 52	6,632 56	41,604 14	5,122 62

Statistical Tables.

REPORT OF THE

Pepin	1,769 46	55 17	5,058 00	8,997 00	3,124 06	183 90	262 00	1,723 35	21,172 94	3,897 80
Pierce	5,138 08	708 46	12,248 00	29,113 99	5,574 18	1,167 13	833 00	11,715 83	66,498 67	13,977 22
Polk	1,981 31	1,027 62	6,604 00	23,933 52	850 47	708 45	813 00	5,427 22	41,375 59	15,206 04
Portage	970 85	540 83	4,625 99	18,645 69	1,302 54	752 06	718 06	4,439 90	31,995 86	18,280 05
Price	7,446 33	1,518 53	4,660 00	21,913 61	912 07	675 02	767 00	10,116 52	48,009 08	14,877 91
Racine	912 36	1,003 05	4,317 50	23,638 75	4,473 68	953 23	399 25	3,830 05	39,527 87	11,120 96
Richland ...	2,543 33	437 97	12,446 67	21,507 10	3,199 59	398 12	690 50	10,231 99	51,455 27	9,174 90
Rock	2,449 08	1,193 85	10,346 10	48,327 50	2,014 31	772 71	685 85	14,045 81	79,835 21	23,822 93
St. Croix ...	7,335 03	742 27	12,231 90	32,784 71	2,218 35	676 41	935 00	10,470 49	67,394 16	13,885 06
Sauk	7,282 53	960 38	9,892 75	34,561 25	540 74	740 41	862 89	6,483 81	61,324 76	15,746 60
Sawyer	2,239 05	350 00	2,323 00	7,724 38	1,775 40	271 50	1,701 39	5,878 81	22,263 53	221 74
Shawano ...	4,024 22	1,052 12	9,265 00	24,727 50	3,926 26	780 85	864 00	8,620 71	53,260 66	19,329 45
Sheboygan .	5,384 45	469 17	15,189 50	26,695 65	5,787 61	424 83	671 39	7,732 16	62,354 76	11,831 09
Taylor	2,183 00	783 65	6,426 05	17,907 50	3,428 38	706 30	797 48	7,355 63	39,587 99	23,510 44
Trempe'leau	3,995 51	1,004 44	7,670 05	21,993 25	316 30	593 32	737 75	8,264 63	44,575 25	10,790 22
Vernon	20,496 36	1,071 26	12,390 99	29,968 37	3,439 89	1,348 79	907 30	15,030 94	84,653 90	28,455 81
Vilas	5,500 00	100 00	3,105 00	7,580 00	200 00	500 00	311 00	4,884 92	22,180 92	1,720 46
Walworth..	31,800 82	698 28	13,891 73	50,377 75	9,709 11	1,813 02	726 00	14,790 88	123,807 59	20,839 17
Washburn..	2,052 62	803 44	2,809 00	11,334 00	1,717 41	263 20	417 65	4,212 88	23,610 20	5,889 56
Washington	1,556 57	377 45	16,324 91	19,483 54	3,037 55	899 01	525 25	6,838 04	49,042 32	7,862 67
Waukesha .	11,503 04	1,466 12	19,600 75	46,171 50	5,161 37	602 88	1,077 02	17,320 69	102,903 37	21,937 32
Waupaca...	3,999 50	613 67	8,453 75	28,842 75	4,195 67	817 91	864 18	7,758 91	55,546 34	14,426 92
Waushara..	954 61	321 70	3,826 09	18,808 20	925 09	312 16	562 41	3,573 15	29,223 41	9,637 71
Winnebago..	2,388 58	1,071 94	4,596 50	21,746 00	761 45	602 17	576 67	5,910 68	37,653 99	8,721 01
Wood	3,290 08	1,072 61	7,373 99	27,860 46	4,158 29	833 45	1,040 00	9,491 95	55,120 83	18,346 57

Statistical Tables.

STATE SUPERINTENDENT.

CITIES UNDER CITY SUPERINTENDENTS, 1900-1901.

CITIES.	CHILDREN RESIDING IN CITY.				ENROLLMENT IN SCHOOLS.								
	Number between 4 and 20.			Number between 7 and 14.	Number between 4 and 20 who have attended public schools.			Under 4.	Over 20.	Total number enrolled.	No. between 7 and 14 who attended		Average attendance of all pupils.
	Male.	Female.	Total.		Male.	Female.	Total.				Public school 12 weeks or more.	Private school 12 weeks or more.	
Totals....	125,741	128,994	254,735	116,504	64,760	64,634	129,394	71	86	129,551	76,551	38,061	103,706
Antigo.....	1,048	1,028	2,076	1,095	674	618	1,292	1	1,293	682	292	872
Appleton....	2,512	2,670	5,182	2,319	1,257	1,339	2,496	1	2,497	1,313	991	1,960
Ashland.....	2,141	2,157	4,298	2,221	1,251	1,254	2,505	2,505	1,574	647	1,826
Baraboo.....	802	815	1,617	845	701	772	1,473	1,476	834	1,206
Beaver Dam..	872	936	1,808	897	443	482	925	7	937	557	322	632
Beloit.....	1,846	1,773	3,619	1,476	1,185	1,260	2,445	2,445	1,398	947	1,752
Berlin.....	772	812	1,584	711	374	407	781	781	372	295	573
Brodhead.....	258	210	468	215	227	217	444	444	214	329
Chippewa Fls	1,591	1,709	3,300	1,673	692	809	1,501	1,501	955	647	1,169
Columbus....	308	356	664	364	231	295	526	1	527	314	25	364
De Pere.....	373	409	782	297	118	125	243	8	251	112	115	231
Eau Claire...	3,319	3,343	6,662	3,044	2,155	2,168	4,323	2	4,325	2,682	230	3,387
Fond du Lac.	2,585	2,540	5,125	2,928	1,409	1,443	2,852	6	2,858	2,313	615	1,898
Grand Rapids.	742	735	1,477	751	588	511	1,099	1,099	608	140	964
Green Bay...	3,195	3,392	6,587	3,234	1,845	1,960	3,805	3,805	2,529	763	2,922
Hudson.....	553	588	1,141	669	429	445	874	874	669	688

Statistical Tables.

Janesville	1,874	1,891	3,765	1,595	1,217	1,242	2,459	1	2,460	1,244	220	1,920
Kaukauna	936	1,018	1,954	977	392	411	803	803	473	478	671
Kenosha	1,949	2,043	3,992	1,819	820	879	1,699	1,699	1,060	767	1,313
La Crosse	4,906	5,158	10,064	4,514	2,827	2,907	5,734	8	5,742	3,469	937	4,471
Madison	2,754	2,914	5,668	2,437	1,544	1,508	3,052	3	3,055	1,735	603	2,511
Marinette	3,022	2,858	5,880	2,908	2,027	1,987	4,014	4,014	2,331	451	3,122
Menasha	1,163	1,143	2,306	1,146	301	363	664	664	429	623	556
Menomonie	1,026	1,033	2,059	968	734	798	1,532	51	14	1,597	799	185	1,253
Merrill	1,683	1,754	3,437	1,455	823	878	1,701	1,701	1,010	445	1,343
Milwaukee	50,571	51,701	102,272	45,831	21,401	20,300	41,701	11	41,712	24,134	19,699	31,707
Mineral Point	572	596	1,168	376	360	358	718	2	720	341	35	599
Monroe	577	657	1,234	334	485	610	1,095	2	1,097	379	804
Neenah	947	994	1,941	961	644	657	1,301	1	1,302	780	181	1,036
New London	427	439	866	461	210	217	427	427	186	179	310
Oconto	1,073	1,059	2,132	906	458	356	814	814	490	412	687
Onalaska	231	277	558	249	232	252	484	2	486	244	1	360
Oshkosh	4,382	4,496	8,878	4,173	2,338	2,390	4,728	1	4,729	2,555	1,440	3,696
Portage	845	954	1,799	802	498	541	1,039	1,039	567	225	742
Pra. du Chien	550	574	1,124	504	246	265	511	3	514	307	178	397
Racine	4,996	5,177	10,173	4,237	2,767	2,721	5,488	2	3	5,493	3,496	909	4,468
Reedsburg	430	367	797	354	266	227	493	3	496	352
Rice Lake	539	587	1,126	571	393	443	836	836	472	100	536
Ripon	558	568	1,126	509	409	398	807	807	492	596
Sheboygan	4,272	4,348	8,620	4,032	2,152	2,144	4,296	4,296	2,540	1,458	3,235
Stanley	401	361	762	294	249	543	543	304	425
Stevens Point	1,931	2,068	3,999	1,693	828	794	1,622	1,622	1,090	555	1,257
Sturgeon Bay	591	612	1,203	538	411	415	826	2	828	400	125	573
Superior	3,779	3,939	7,718	4,001	3,052	3,183	6,235	2	6,237	3,633	699	4,368
Tomahawk	408	402	810	573	315	350	665	665	514	464
Watertown	2,043	1,920	3,963	1,702	569	580	1,149	1,149	1,020	692	894
Waupaca	444	467	911	395	421	402	823	823	386	527
Wausau	2,457	2,641	5,098	2,262	1,449	1,478	2,927	2,927	1,871	363	2,313
Whitewater	437	505	942	432	298	326	624	12	636	332	40	517

Statistical Tables.

STATE SUPERINTENDENT.

CITIES UNDER CITY SUPERINTENDENT, 1900-1901.

CITIES.	TEACHERS EMPLOYED.			TEACHERS' SALARIES.		CERTIFICATES GRANTED BY CITY SUPERINTENDENTS.							
	Male.	Fe- male.	Total.	Average to males.	Average to females.	1st grade.		2d grade.		3d grade.		Total.	
						To males.	To females.	To males.	To females.	To males.	To females.		
Totals and averages	335	2,629	2,964	\$928 41	\$416 03	23	93	2	163	1	361	650	
Antigo	3	23	26	\$789 13	\$360 00							4	4
Appleton	13	64	77	955 00	419 45	2	8	1	10			4	25
Ashland	6	50	56	705 83	529 90	1			6				7
Baraboo	1	35	36	1,700 00	530 00		7		3			4	14
Beaver Dam	1	22	23	1,750 00	360 00								
Beloit	4	54	58	950 00	394 00				19			4	23
Berlin	1	18	19	1,450 00	425 79								
Brodhead	3	9	12	683 33	350 00				1			4	5
Chippewa Falls	4	27	31	461 25	427 69	3			11			3	17
Columbus	1	11	12	1,450 00	376 29							1	1
De Pere	2	8	10	736 25	417 90								
Eau Claire	12	87	99	779 18	441 80							2	2
Fond du Lac	5	53	58	710 00	462 00		4						4
Grand Rapids	6	22	28	680 00	400 90				4			2	6
Green Bay	4	70	74	862 00	452 00		3		4				7
Hudson	2	18	20	860 00	394 71		4		2				6
Janesville	7	50	57	807 28	304 23		2		2			5	9
Kaukauna	4	21	25	905 00	398 50		3		5				8

Statistical Tables.

Kenosha	4	34	38	850 00	491 01	1	1	1	1	2
La Crosse	9	123	132	1,189 48	469 70	9	10	118	137	
Madison	5	66	71	924 50	481 01		1	7	20	
Marinette	9	67	76	730 62	439 29		1	6	12	19
Menasha	1	17	18	1,300 00	380 00				13	13
Menomonie	7	47	54	963 06	442 80		1	3	11	15
Merrill	7	32	39	506 25	367 55		2	5	8	15
Milwaukee	103	780	883	1,147 57	629 01					7
Mineral Point	3	12	15	868 32	320 62		6	1		7
Monroe	2	22	24	1,235 00	367 70		1			1
Neenah	3	28	31	1,033 33	417 00		1		5	6
New London	2	8	10	887 50	431 50				3	3
Oconto	6	14	20	635 00	387 00					
Onalaska	2	8	10	702 50	329 06				4	4
Oshkosh	16	108	124	953 00	419 00	3	15	6	1	32
Portage	1	21	22	1,600 00	400 00			4		14
Prairie du Chien	2	10	12	775 00	325 00					3
Racine	13	113	126	1,032 10	430 39		1			32
Reedsburg	1	12	13	1,215 00	417 00			2		2
Rice Lake	3	13	16	670 00	374 30					
Ripon	2	18	20	800 00	417 10					
Sheboygan	13	91	104	770 00	423 00			2		20
Stanley	1	10	11	900 00	372 85		1	3		4
Stevens Point	3	43	46	770 00	441 52		1			1
Sturgeon Bay	4	13	17	850 00	400 00		1	3		1
Superior	14	148	162	771 53	473 07	4	15	35	21	75
Tomahawk	2	12	14	775 00	414 37					
Watertown	2	26	28	975 00	423 00		1	8		8
Waupaca	3	14	17	758 33	390 00					7
Wausau	11	62	73	595 00	373 20	1	3		2	6
Whitewater	2	15	17	1,075 00	493 33			1	4	

Statistical Tables.

CITIES UNDER CITY SUPERINTENDENTS—FINANCIAL RECEIPTS, 1900-1901.

Cities.	Amount on hand June 30, 1900.	From taxes for building and repairs.	From taxes for teachers' wages.	From general tax for school purposes.	From tax levied by county board.	From income of school fund.	From all other sources.	Total.
Totals.....	\$613,388 06	\$64,837 63	\$21,538 83	\$1,601,040 19	\$283,234 44	\$286,632 60	\$192,547 33	\$3,063,249 08
Antigo.....			\$6,978 50	\$10,503 67	\$2,198 49	\$2,548 23	\$360 00	\$22,588 89
Appleton.....	\$2,959 45		4,275 00	44,525 00	6,500 00	5,831 10	11,259 90	75,350 45
Ashland.....	8,069 90			38,920 00	4,175 48	10,402 40	17,907 70	79,465 48
Baraboo.....	7,878 70			18,450 00	1,590 18	1,732 03	1,051 93	30,702 84
Beaver Dam.....	8,581 99	\$1,000 00		12,000 00	2,036 50	1,996 52	643 30	26,258 31
Beloit.....	1,621 25	2,100 00	3,000 00	22,974 00	3,688 18	3,477 91	1,626 00	38,487 34
Berlin.....	4,087 20			9,000 00	1,686 03	2,273 70	1,187 62	18,234 55
Brodhead.....	168 26			5,591 75	521 88	558 99	738 80	7,579 68
Chippewa Falls..	8,808 82			17,650 00	3,500 00	3,660 48	707 31	34,326 61
Columbus.....	1,814 84			5,300 00	711 89	1,206 80	975 55	10,009 08
De Pere.....	3,065 90			3,347 13	1,066 74	1,570 62	227 80	9,278 19
Eau Claire.....		7,000 00		45,120 00	6,944 16	7,448 82	6,072 76	72,585 74
Fond du Lac.....	9,951 81			30,000 00	5,587 14	7,269 67	31,357 28	84,166 90
Grand Rapids....	2,100 12			16,500 00	1,767 61	1,549 01	2,618 82	24,535 56
Green Bay.....	2,591 54			33,307 87	6,927 17	7,276 32	2,426 54	52,529 44
Hudson.....	3 80			7,993 87	1,252 97	1,281 17	2,305 31	12,837 12
Janesville.....	2,787 06			27,000 00	4,719 87	3,953 99	3,013 85	41,474 77
Kaukauna.....	1,895 12			9,000 81	3,674 89	2,285 92	3,354 81	20,211 55
Kenosha.....	6,595 70			21,095 00	4,500 00	4,404 85	2,082 46	38,678 01
La Crosse.....	41,874 90	21,409 63		72,000 00	11,166 56	11,194 60	2,417 75	160,063 44
Madison.....	9,748 67			43,919 04	5,940 00	5,956 08	22,499 90	88,063 69
Marinette.....		15,000 00		33,400 00	6,075 33	6,111 32	702 83	61,289 48

Statistical Tables.

REPORT OF THE

Menasha	5,764 45			6,000 00	2,479 38	2,590 24	570 46	17,404 53
Menomonie	4,894 30			17,400 00	2,727 72	2,577 96	7,895 86	35,495 84
Merrill				15,750 00	3,500 00	3,682 80	595 14	23,527 94
Milwaukee	316,389 70			507,000 00	110,000 00	109,924 88	11,181 87	1,054,496 45
Mineral Point	108 53			5,400 00	1,214 41	1,311 30	962 30	8,996 54
Monroe	402 29			14,750 00	1,343 94	1,284 44	6,489 84	24,270 51
Neenah				11,989 93	2,770 36	2,672 11	4,197 30	21,629 70
New London	118 11			7,500 00	934 09		1,110 63	9,662 83
Oconto	1,343 05		5,952 00	3,277 85	2,774 30	2,340 25	1,007 41	16,694 86
Onalaska	2,141 56			3,000 00	641 36	652 86	693 00	7,128 78
Oshkosh	6,417 93	250 00	1,333 33	94,214 02		10,311 84	295 96	112,823 08
Portage				11,000 00	2,078 37	2,028 89	869 10	15,976 36
Prairie du Chien..	2,330 09			3,365 00	1,152 69	1,213 09	1,012 68	9,073 55
Racine	28,830 61			38,107 00	30,000 00	10,577 45	1,486 16	109,001 22
Reedsburg	2,102 27			5,500 00	790 13	823 61	2,020 49	11,236 50
Rice Lake	1,304 27			6,601 32	1,190 16	1,280 05	176 00	10,551 80
Ripon	170 85			12,849 30	1,227 63	1,256 62	8,852 16	24,356 56
Sheboygan	59,021 60			73,721 96	9,268 92	9,584 21	2,230 17	153,826 86
Stanley	2,339 55	3,500 00		433 30	700 00	738 79	2,100 20	9,811 84
Stevens Point	6,385 17			20,000 00	4,383 76	4,343 47	1,214 24	36,326 64
Sturgeon Bay	2,559 72			7,000 00	1,257 38	1,773 73	77 75	12,668 58
Superior	25,196 64			135,000 00	4,500 00	7,732 73	10,428 55	182,857 92
Tomahawk	6,746 96			7,000 00	900 00	834 77	1,000 00	16,481 73
Watertown	10,354 93			16,286 12	4,268 05	4,420 48	888 34	36,217 92
Waupaca	1,916 34			8,022 78	824 30	991 01	1,435 39	13,189 82
Wausau		14,608 00		32,000 00	4,939 16	6,749 24	6,640 21	64,936 61
Whitewater	1,954 11			10,273 47	1,137 26	945 25	1,577 90	15,887 99

Statistical Tables.

STATE SUPERINTENDENT.

CITIES UNDER CITY SUPERINTENDENTS — FINANCIAL DISBURSEMENTS, 1900-1901.

Cities.	For building and repairing.	For apparatus and library.	For wages of male teachers.	For wages of female teachers.	For salary clerk of board of education.	For old indebtedness.	For all other purposes.	Total.	Balance on hand June 30, 1901.	Deficit June 30, 1901.
Totals.....	\$278,874 12	\$19,146 01	\$209,247 46	\$1,370,734 22	\$11,068 03	\$62,523 64	\$495,809 98	\$2,447,403 46	\$628,697 00	\$12,851 38
Antigo.....	\$307 75	\$540 07	\$2,367 50	\$8,505 00	\$712 52	\$10,460 37	\$22,893 21	\$304 32
Appleton....	1,791 08	533 08	11,296 05	26,904 95	14,470 55	19,227 16	74,222 87	\$1,127 58
Ashland....	38,046 90	325 00	3,117 50	25,410 75	\$150 00	12,014 89	79,065 04	400 44
Baraboo....	620 37	270 87	1,400 00	14,691 00	4,915 14	21,897 38	8,805 46
Beaver Dam	466 05	1,750 00	9,655 00	3,722 72	3,702 68	19,296 45	6,961 86
Beloit.....	629 18	279 14	3,578 25	21,181 57	100 00	2,100 00	9,051 32	36,919 46	1,567 88
Berlin.....	345 07	622 90	1,450 00	7,664 23	75 00	2,478 80	12,636 00	5,598 55
Brodhead...	192 27	197 85	2,050 00	3,150 00	35 00	408 59	678 52	6,712 23	867 45
Chip'wa Flls.	1,404 63	314 23	2,430 00	13,662 00	100 00	6,294 94	24,205 80	10,120 81
Columbus...	56 75	201 42	1,450 00	4,370 00	1,676 72	7,754 89	2,254 19
De Pere....	1,329 50	168 00	1,472 50	2,527 50	100 00	176 00	701 50	6,475 00	2,803 19
Eau Claire..	3,866 88	122 92	11,150 22	38,977 83	504 03	14,040 17	15,155 23	83,817 28	11,231 54
Fond du Lac.	25,000 00	500 00	4,050 00	24,530 70	3,125 00	15,254 19	72,459 89	11,706 01
Gr'nd Rapids	928 88	552 52	3,985 00	8,431 32	100 00	945 00	958 99	15,901 71	8,633 85
Green Bay..	2,637 81	156 15	3,450 00	31,630 96	1,463 00	9,126 25	48,464 17	4,065 27
Hudson.....	466 18	506 28	1,720 00	6,831 00	100 00	134 45	1,942 87	11,700 78	1,136 34
Janesville..	6,314 61	206 00	5,651 00	19,212 00	250 00	10,821 60	42,455 21	980 44
Kaukauna..	419 23	296 88	1,890 00	6,187 00	55 00	4,189 73	5,882 01	18,919 85	1,291 70
Kenosha....	2,747 73	433 88	3,400 00	16,267 50	500 00	7,541 63	30,890 74	7,787 27
La Crosse...	25,404 34	116 39	10,705 28	57,773 48	2,000 00	22,214 87	118,214 36	41,849 08
Madison....	20,160 69	211 32	6,821 00	31,818 88	300 00	14,018 30	73,330 19	14,733 50
Marinette...	15,219 44	300 00	6,438 58	25,904 30	100 00	352 52	12,005 15	60,319 99	969 49
Menasha....	721 02	119 59	1,300 00	6,550 00	50 00	2,204 44	10,945 05	6,459 48

Statistical Tables.

REPORT OF THE

Menomonie..	722 38	412 90	5,778 37	15,183 38	250 00	9,076 52	31,423 55	4,072 29
Merrill	1,204 92	518 01	4,695 00	11,789 58		4,028 99	22,236 50	1,291 44
Milwaukee		4,167 75	11,920 00	590,559 34	2,000 00	128,789 60	737,436 69	317,059 76
Min'ral Point	223 83	120 76	2,604 96	3,847 50		1,600 98	8,398 03	598 51
Monroe.....	811 03		2,470 00	8,089 48	100 00	500 00	10,474 08	22,444 59
Neenah	1,829 42	1,145 66	2,560 00	12,087 50	96 00	3,911 12	21,629 70	
New London.....	263 00	225 80	1,675 00	3,331 25	150 00	1,701 81	7,346 86	2,315 97
Oconto	210 00	429 81	3,810 00	5,467 50	100 00	1,000 14	3,000 00	14,017 45
Onalaska.....	53 64	192 66	1,405 00	2,631 77		569 17	4,852 24	2,276 54
Oshkosh	29,989 19	264 54	15,850 00	45,352 00		15,986 21	107,441 94	5,381 14
Portage	1,597 88	405 14	1,600 00	8,635 00	300 00	666 10	3,107 32	16,311 44
Pra. du Ch'n	49 91	134 30	1,550 00	3,250 00		1,749 77	6,733 98	2,339 57
Racine	1,963 83	548 00	13,417 25	48,633 75	150 00	17,164 67	81,877 50	27,123 72
Reedsburg	636 01	388 87	1,315 00	4,872 50		1,086 58	8,298 96	2,937 54
Rice Lake.....			1,850 00	4,660 00	150 00	130 00	6,790 00	3,761 80
Ripon	1,211 30	62 25	1,600 00	7,091 25	100 00	8,750 00	3,999 63	22,814 43
Sheboygan	22,088 50	1,250 00	10,300 00	36,750 00	150 00	1,400 00	30,498 20	102,436 70
Stanley	54 25	48 10	900 00	3,690 00		2,041 45	1,360 79	8,094 59
Stevens Pt	818 22	90 00	2,900 00	18,149 06		6,503 01	28,460 29	7,866 35
Sturge'n Bay	459 16	292 28	2,550 00	5,202 00		1,544 37	10,047 81	2,620 77
Superior	44,667 73	668 79	10,801 50	67,732 56	900 00	35,695 86	160,466 44	22,391 48
Tomahawk		35 00	1,550 00	4,972 50		3,177 27	9,734 77	6,746 96
Watertown.....	932 12	303 28	2,800 00	10,939 90	250 00	3,734 13	18,959 43	17,258 49
Waupaca.....		128 35	2,267 50	5,090 50	75 00	3,710 33	11,271 68	1,918 14
Wausau	18,764 07	89 73	6,005 00	23,622 93	315 00	3,462 76	12,508 19	64,767 68
Whitewater	1,247 37	249 54	2,150 00	7,266 00		325 94	2,373 81	13,612 66

Statistical Tables.

STATE SUPERINTENDENT.

FREE HIGH SCHOOLS HAVING FOUR YEARS COURSES, 1900-1901.

Location.	Principal.	Legal qualifications of principal.	Salary of the principal.	No. TEACHERS EMPLOYED.		ENROLLMENT IN HIGH SCHOOL.			
				Male.	Fe-male.	<i>Pupils under 20 years of age.</i>			Pupils over 20.
						Male.	Fe-male.	Total.	
Totals and av.			\$1,106 48	286	385	6,526	9,341	15,867	227
Albany.....	C. H. Hemingway.	Whitewater N. S. Dip..	\$765 00	1	1	22	23	45
Algoma.....	Elbert M. Phillips.	Oshkosh N. S. Dip	1,100 00	1	1	23	29	52
Alma.....	Sever Saby.....	Univ. of Wis. Dip.....	900 00	2	31	32	63
Antigo.....	F. F. Showers.....	Univ. of Wis. Dip.....	1,400 00	2	2	56	85	141	1
Appleton, 2d	Ralph W. Pringle..	Harvard Col. Dip.....	1,800 00	5	4	72	99	171
Appleton, 3d	W. F. Winsey.....	Whitewater N. S. Dip..	1,500 00	4	2	37	39	76
Arcadia.....	G. O. Banting.....	Life State Cert.....	1,000 00	1	2	45	33	78	5
Argyle.....	R. H. Mueller.....	Univ. of Wis. Dip.....	900 00	2	17	37	54
Ashland.....	L. R. Burns.....	Univ. of Wis. Dip.....	1,100 00	3	4	76	107	183
Augusta.....	Albert Hedler.....	Oshkosh N. S. Dip.....	1,100 00	1	2	25	32	57	2
Bangor.....	M. O. Hill.....	Stevens Point N. S. Dip	850 00	1	2	11	27	38
Baraboo.....	H. A. Whipple....	Life State Cert.....	1,400 00	1	7	96	142	238	3
Barron.....	W. S. Freeman....	River Falls N. S. Dip..	1,000 00	1	9	24	35	59
Bayfield.....	M. A. Hester.....	De Pauw Univ. Dip....	1,200 00	2	1	12	14	26
Beaver Dam..	H. B. Hubbell....	Dartmouth Col. Dip....	1,750 00	1	4	45	67	112	3
Beloit.....	F. E. Converse....	Mich. Univ. Dip.....	1,800 00	4	5	87	185	272
Berlin.....	G. H. Landgraf....	Univ. of Wis. Dip.....	1,450 00	1	5	72	87	159
Birnamwood..	M. P. Cady.....	Life State Cert.....	675 00	1	1	11	27	38

Statistical Tables.

Black Earth..	K. L. Hatch.....	Platteville N. S. Dip...	1,000 00	2	23	29	52	4
Black R. F'ls.	C. D. Kipp.....	River Falls N. S. Dip..	1,300 00	1	3	30	62	92	12
Bloomington..	Chas. Washburn ..	Life State Cert.....	720 00	1	1	20	30	50
Boscobel.....	G. W. Gehrand....	Whitewater N. S. Dip..	1,200 00	1	3	33	50	83	4
Brandon.....	C. T. Beck.....	Platteville N. S. Dip..	800 00	2	1	23	23	46	1
Brodhead....	H. S. Yonker.....	Univ. of Wis. Dip.....	1,000 00	2	1	31	58	89
Burlington...	W. H. Hickok.....	Life State Cert.....	1,200 00	1	3	27	57	84
Cambridge...	J. L. Hooper.....	Milwaukee N. S. Dip ..	720 00	1	1	22	24	46
Cassville.....	Willis P. Colburn..	Platteville N. S. Dip..	800 00	2	18	25	43
Chilton.....	G. M. Morrissey...	Life State Cert.....	1,000 00	1	2	41	40	81
Chippewa F'ls	Silas B. Tobey ...	Mich. State Cert.....	1,700 00	2	4	70	110	180
Clinton.....	R. E. Loveland....	Oberlin Col. Dip.....	1,200 00	2	1	24	35	59
Clintonville..	J. M. Bold.....	Univ. of Wis. Dip.....	900 00	1	2	38	69	107
Cobb.....	Oscar P. Brown ...	Platteville N. S. Dip..	540 00	1	1	19	18	37
Columbus....	M. H. Jackson	Life State Cert.....	1,450 00	1	3	39	69	108	1
Cumberland..	P. L. Pease.....	Stevens Point N. S. Dip	1,000 00	1	9	23	35	58
Darlington...	James M. Stevens.	Ohio Wesleyan Univ. D.	1,200 00	2	2	47	56	103	3
Deerfield.....	O. S. Rice.....	Life State Cert.....	650 00	1	1	22	34	56	1
De Forest....	E. C. Meland.....	Univ. of Wis. Dip.....	1,000 00	3	30	37	67	8
Delavan.....	C. W. Rittenberg..	Oberlin Col. Dip.....	1,400 00	1	3	39	71	110
De Pere.....	F. J. Wells.....	Milwaukee N. S. Dip..	950 00	2	2	17	38	55
Dodgeville...	De Witt Elwood...	Lawrence Univ. Dip...	1,200 00	3	2	56	82	138	4
Durand.....	D. E. Kiser.....	Univ. of Wis. Dip.....	1,100 00	1	1	19	19	38
East Troy....	D. R. Jones.....	Univ. of Wis. Dip.....	900 00	1	2	29	43	72	3
Eau Claire...	M. S. Frawley....	Univ. of Wis. Dip.....	1,750 00	4	8	158	266	424	2
Edgerton.....	C. D. Rosa.....	Beloit Col. Dip.....	1,000 00	1	2	25	30	55
Elkhorn.....	T. J. Jones.....	Platteville N. S. Dip..	1,300 00	2	3	58	62	120
Elroy.....	Geo. E. Bunsa....	Milwaukee N. S. Dip..	1,000 00	1	2	28	45	73
Ellsworth....	C. J. Brewer.....	Life State Cert.....	1,000 00	1	2	33	69	102	5
Evansville...	H. F. Kling.....	Iowa State Dip.....	1,350 00	2	2	42	62	104
Fennimore...	Emil L. Roethe ...	Univ. of Wis. Dip.....	800 00	1	2	23	37	60	1
Florence.....	H. C. A. Fortier...	Univ. of Wis. Dip.....	1,100 00	1	2	15	35	50
Fond du Lac..	Elizabeth Waters..	Univ. of Wis. Dip.....	1,200 00	3	7	103	189	292	6
Fort Atkinson	J. A. Hagemann...	Milwaukee N. S. Dip ..	1,600 00	1	4	50	67	117
Fox Lake.....	F. A. Harrison....	Whitewater N. S. Dip..	900 00	1	2	14	24	38
Galesville...	H. B. Wentz.....	River Falls N. S. Dip..	875 00	1	1	11	29	40

Statistical Tables.

FREE HIGH SCHOOLS HAVING FOUR YEARS COURSES, 1900-1901 — Continued.

Location.	Principal.	Legal qualifications of principal.	Salary of the principal.	No. TEACHERS EMPLOYED.		ENROLLMENT IN HIGH SCHOOL.			
				Male.	Fe-male.	<i>Pupils under 20 years of age.</i>			Pupils over 20.
						Male.	Fe-male.	Total.	
Glenwood	A. L. Thomsen	Milwaukee N. S. Dip ..	\$1,000 00	2	31	29	60	2
Gr. Rap., E. S.	Geo. T. Blynd	Univ. of Wis. Dip.....	945 00	3	2	57	59	116	1
Gr. Rap., W. S.	Kate McKercher ..	Oshkosh N. S. Dip	720 00	3	20	33	53
Gr. Bay, E. S.	Wm. O. Brown	Oshkosh N. S. Dip	1,400 00	1	4	53	76	129
Gr. Bay, W. S.	H. Hendrickson ...	Oshkosh N. S. Dip	900 00	2	3	51	64	115
Greenwood ...	H. A. Veeder.....	Milwaukee N. S. Dip ..	810 00	1	1	10	29	39
Hammond	Wm. F. Lusk.....	River Falls N. S. Dip..	800 00	1	1	23	28	51	3
Hartford	T. R. Lloyd Jones..	Univ. of Wis. Dip.....	900 00	1	2	38	42	80	2
Hayward	J. G. Adams.....	Platteville N. S. Dip...	1,315 00	2	1	9	22	31	1
Highland	Louis L. Corcoran.	Platteville N. S. Dip...	675 00	2	18	23	41
Horicon	P. J. Zimmers.....	Milwaukee N. S. Dip..	1,100 00	1	2	24	26	50	2
Hudson	M. N. McIver.....	Beloit Col. Dip.....	1,200 00	2	6	63	78	141
Hurley	J. C. Beckler.....	Oshkosh N. S. Dip	1,200 00	2	1	12	35	47
Janesville	D. D. Mayne.....	Platteville N. S. Dip...	2,100 00	6	7	179	247	426
Jefferson	H. L. Van Dusen.	Platteville N. S. Dip...	1,100 00	1	2	35	44	79
Juneau	D. E. McLane.....	Whitewater N. S. Dip .	900 00	1	1	17	18	35
Kaukauna ...	A. M. Olson	Oshkosh N. S. Dip.....	1,100 00	2	3	72	57	129	2
Kenosha	E. C. Wiswall	Life State Cert.....	1,500 00	2	5	73	112	185
Kewaunee	M. McMahan.....	Oshkosh N. S. Dip.....	950 00	3	61	52	113
Lake Geneva..	John N. Foster....	Life State Cert	1,600 00	2	2	45	46	91
Lake Mills ...	A. B. West.....	Whitewater N. S. Dip..	1,250 00	1	2	33	54	87

Statistical Tables.

REPORT OF THE

Lancaster	L. L. Clarke	Life State Cert.	1,300 00	2	3	57	74	131	3
Lodi	G. W. Swartz	Univ. of Wis. Dip.	1,000 00	1	2	35	50	85	1
Loyal	D. L. Hennesey	River Falls N. S. Dip.	630 00	1	1	16	32	48	3
Madison	J. E. Hutchison	Univ. of Wis. Dip.	1,900 00	6	15	226	349	575	12
Manawa	C. B. Stanley	Life State Cert.	765 00	1	1	21	32	53	4
Marinette	Robt. P Redfield	Cornell Univ. Dip.	1,000 00	3	4	95	141	236
Marshall	Jay Baldwin	Univ. of Wis. Dip.	840 00	1	1	19	20	39
Marshfield	J. B. Borden	Milton Col. & U.W.Dip.	1,650 00	2	3	34	66	100
Mauston	A. H. Fletcher	Milwaukee N. S. Dip.	1,300 00	2	2	35	50	85	2
Mayville	L. S. Keeley	Platteville N. S. Dip.	1,250 00	4	34	20	54	1
Mazomanie	William Kittle	Winona N. S. Dip.	1,000 00	1	2	30	41	71	4
Medford	F. W. Thomas	Univ. of Wis. Dip.	1,170 00	1	2	32	41	73
Menasha	A. B. O'Neil	Univ. of Wis. Dip.	1,300 00	1	2	18	36	54
Merrill	Anna E. Anderson	Life State Cert.	1,100 00	3	4	69	137	206
Milton Junc.	Jas. T. Healy	Univ. of Wis. Dip.	1,000 00	1	2	22	38	60
Mineral Point	A. R. Jolley	Life State Cert.	1,300 00	2	1	47	69	116	3
Mondovi	J. W. Nesbit	Life State Cert.	1,050 00	1	2	34	47	81	1
Monroe	A. F. Rote	Univ. of Wis. Dip.	1,750 00	2	3	47	76	123	1
Montello	Julius Winden	Univ. of Wis. Dip.	720 00	2	14	36	50	1
Montfort	David James	Platteville N. S. Dip.	800 00	2	1	30	46	76
Mukwonago	F. Vandewalker	Oshkosh N. S. Dip.	585 00	1	1	20	31	51
Necedah	O. E. Rice	Univ. of Wis. Dip.	900 00	2	1	23	46	69
Neenah	O. J. Schuster	Univ. of Wis. Dip.	1,600 00	3	2	38	67	105	1
Neillsville	L. W. Wood	Life State Cert.	1,500 00	1	3	40	58	98	6
New Lisbon	C. R. Thomson	Milwaukee N. S. Dip.	1,100 00	1	2	21	39	60
New London	Taylor Frye	River Falls N. S. Dip.	1,200 00	1	2	36	51	87
New Richm'd	John Callahan	Life State Cert.	1,100 00	2	2	52	75	127	7
Oconomowoc	M. M. Beddall	River Falls N. S. Dip.	1,400 00	2	3	52	76	128	2
Oconto	R. L. Cooley	Oshkosh N. S. Dip.	1,200 00	2	2	42	68	110
Omro	E. E. Sheldon	Life State Cert.	900 00	1	2	27	42	69	4
Onalaska	B. F. Oltman	Life State Cert.	1,000 00	2	24	38	62	1
Oregon	Franklin Gould	Life State Cert.	1,000 00	1	1	32	38	70	3
Osceola	C. F. Peterson	River Falls N. S. Dip.	720 00	1	2	21	32	53	2
Palmyra	Chas. W. McIntyre	Whitewater N. S. Dip.	765 00	1	1	23	21	44
Pewaukee	J. C. McDowell	Milwaukee N. S. Dip.	900 00	1	1	13	18	31
Phillips	E. C. Gotham	Oshkosh N. S. Dip.	1,000 00	1	2	12	16	28	1

Statistical Tables.

FREE HIGH SCHOOLS HAVING FOUR YEARS COURSES, 1900-1901—Continued.

Location.	Principal.	Legal qualifications of principal.	Salary of the principal.	No. TEACHERS EMPLOYED.		ENROLLMENT IN HIGH SCHOOL.				
				Male.	Fe-male.	<i>Pupils under 20 years of age.</i>			Pupils over 20.	
						Male.	Fe-male.	Total.		
Plainfield	Geo. E. Defoe	Life State Cert.	\$900 00	2	14	23	37	3	
Platteville	Oliver E. Gray	Platteville N. S. Dept..	1,100 00	1	2	35	48	83	
Plymouth	Otto Gaffron	Life State Cert.	1,200 00	2	2	74	77	151	1	
Portage	W. G. Clough	Univ. of Wis. Dip.	1,600 00	1	3	57	88	145	1	
Pt. Wash'gt'n	A. G. Hough	Univ. of Wis. Dip.	900 00	1	1	27	10	37	
Poynette	C. E. Lamb	Life State Cert.	800 00	1	2	17	27	44	
Pra. du Chien.	John A. Pratt	Univ. of Wis. Dip.	1,100 00	1	2	16	44	60	
Pra. du Sac..	J. F. Bergen	Whitewater N. S. Dip..	1,100 00	1	2	24	33	57	
Prentice	Louis A. Bauman ..	Milwaukee N. S. Dip..	765 00	1	1	15	18	33	1	
Prescott	O. J. Stirrat	Hamline Univ. Dip.	720 00	1	2	16	12	28	
Randolph	E. W. McCrary	Lawrence Univ. Dip.	900 00	1	2	19	26	45	
Racine	Eugene C. Crosby..	Knox Col. Dip.	1,500 00	5	8	166	232	398	3	
Reedsburg ...	W. P. Roseman	Platteville N. S. Dip...	1,215 00	1	2	49	48	97	3	
Rhinelande..	F. A. Lowell	Univ. of Wis. Dip.	1,400 00	1	3	35	53	88	
Rice Lake ...	E. C. McClelland..	Cornell Col. Dip.	1,200 00	2	1	22	58	80	
Richland Cen.	Grant E. Pratt	Univ. of Wis. Dip.	1,200 00	3	1	67	80	147	2	
Ripon	V. A. Suydam	Univ. of Wis. Dip.	1,000 00	2	2	32	55	87	
River Falls..	J. W. T. Ames	Lawrence Univ. Dip.	1,300 00	1	2	33	25	58	6	
Sauk City....	J. E. Phillips	Stevens Point N. S. Dip	1,000 00	2	1	19	22	41	
Seymour	Fred W. Axley	Oshkosh N. S. Dip	800 00	2	29	19	48	4	
Sharon	Ezra T. Towne	Oshkosh N. S. Dip	900 00	2	1	21	22	43	1	

Statistical Tables.

Shawano	J. Liedenberg	Lawrence Univ. Dip	1,000 00	1	2	34	38	72	2
Sheboygan	John S. Roeseler	Univ. of Wis. Dip	1,300 00	5	3	97	125	222	3
Sheb'yg'n F'ls	A. C. Kingsford	Univ. of Wis. Dip	900 00	1	1	16	27	43
Shell Lake	J. C. Thomson	River Falls N. S. Dip..	900 00	1	1	28	31	59
Shullsburg	A. G. Grant	Univ. of Kansas Dip...	950 00	3	13	37	50
Sparta	F. E. Doty	Univ. of Wis. Dip	1,700 00	2	3	59	113	172	8
Spring Green	G. F. Snyder	Milwaukee N. S. Dip ..	1,000 00	2	1	28	48	76
St. Croix F'ls	Geo. A. Works	River Falls N. S. Dip..	700 00	1	1	20	19	39	1
Stevens Point	Jas. W. Simmons	Mich. State Cert	1,700 00	3	3	48	72	120
So. Milwaukee	Frank Kelly	Milwaukee N. S. Dip..	1,150 00	2	19	31	50
Stoughton	Arthur H. Scholtz	Whitewater N. S. Dip..	1,300 00	2	2	44	56	100
Sturgeon Bay	E. E. Beckwith	Life State Cert	1,100 00	1	3	48	55	103	2
Sun Prairie	T. T. Blakely	Univ. of Wis. Dip	900 00	1	1	16	24	40
Tomah	Chas. H. Maxson	Univ. of Wis. Dip	1,350 00	3	12	49	84	133	8
Tomahawk	Ralph E. Smith	Univ. of Wis. Dip	1,200 00	1	2	18	41	59
Two Rivers... ..	R. J. Eddy	Beloit Col. Dip	1,200 00	1	2	28	25	53
Union Grove.. ..	R. B. Johns	Univ. of Wis. Dip	600 00	1	2	15	27	42
Viroqua	S. E. Pearson	Univ. of Wis. Dip	1,350 00	1	4	43	105	148	5
Walworth	Frank J. Lowth	Whitewater N. S. Dip..	585 00	1	2	9	15	24
Washburn	D. E. Cameron	River Falls N. S. Dip..	1,200 00	2	1	26	37	63
Waterloo	Chas. H. Dietz	Life State Cert	1,100 00	2	1	21	42	63	1
Watertown	C. F. Viebahn	Life State Cert	850 00	2	3	76	107	183
Waukesha	H. L. Terry	Life State Cert	1,850 00	2	4	95	107	202	1
Waupaca	C. R. Showalter	Platteville N. S. Dip..	1,200 00	2	2	68	81	149
Waupun	G. F. Loomis	Beloit Col. Dip	1,200 00	1	4	59	64	123	1
Wausau	C. C. Parlin	Univ. of Wis. Dip	1,400 00	5	4	96	118	214	3
Wauwatosa	E. C. Cornelius	Univ. of Wis. Dip	1,400 00	2	2	47	53	100	2
West Bend	D. T. Keeley	Univ. of Wis. Dip	1,200 00	2	2	62	50	112
West De Pere	G. Guthormsen	Lawrence Univ. Dip ..	950 00	1	2	25	37	62
Westfield	Chas. G. Hosmer	Platteville N. S. Dip..	697 50	2	4	8	28	36
West Salem	O. H. Miller	Whitewater N. S. Dip..	675 00	1	2	20	29	49	1
Weyauwega	J. J. Enright	River Falls N. S. Dip..	900 00	1	1	24	24	48
Whitewater	H. C. Buell	Milwaukee N. S. Dip..	1,500 00	1	5	69	95	164	12
Winneconne	C. F. Youmans	Oshkosh N. S. Dip	720 00	2	17	32	49
Wonewoc	M. H. White	Stevens Point N. S. Dip	800 00	2	17	24	41

Statistical Tables.

FREE HIGH SCHOOLS HAVING FOUR YEARS COURSES, 1900-1901.

LOCATION.	Average daily attendance.	No. of days ta'ght	Pu-pils in Eng-lish branches only.	Pu-pils in Ger-man.	Pu-pils in Latin.	Pu-pils in Greek	Pu-pils in both Latin and Ger-man.	Pu-pils in both Latin and Greek	COST OF INSTRUCTION IN			AVERAGE AGE OF PUPILS AT			
									German.	Latin.	Greek.	Enter'g		Leavi'g	
												Male.	Fe-male.	Male.	Fe-male.
Totals and av.	79	30,535	8,806	3,802	3,840	49	1,660	103	\$21,068 93	\$32,949 07	\$1,165 00	14.7	14.4	18.2	17.9
Albany	35	160	44									13.0	15.0	18.5	19.0
Algoma	45	200	52									16.0	14.0	19.0	18.0
Alma	51	180	32	31								14.0	13.0	17.0	17.0
Antigo	113	180	102	40	22		12		\$135 00	\$202 50		13.0	12.0	18.0	17.0
Appleton, 2d .	154	180	68	85	29		15		400 00	750 00		15.6	15.3	18.5	18.0
Appleton, 3d..	68	180	23	39	23		10		285 00	750 00		14.0	14.0	18.0	18.0
Arcadia	69	180	51	22	19				150 00	150 00		14.5	15.5	19.5	17.7
Argyle	40	180	54									15.6	15.2	17.5	16.7
Ashland	150	190	90	40	60		80	60	215 00	665 00		14.0	14.0	19.0	19.0
Augusta	48	180	42	17					450 00			16.1	15.1	20.0	18.6
Bangor	33	180	24	10	4		1		160 00	130 00		14.5	14.3	16.0	17.0
Baraboo	219	178	126	56	59		22		289 28	385 72		15.3	14.7	17.3	17.9
Barron	40	180	59									14.6	15.1	17.0	17.5
Bayfield	22	190	7	7	9		2					14.8	16.0	18.0	17.0
Beaver Dam..	95	200	39	53	33		10		300 00	400 00		14.0	14.0	18.0	18.0
Beloit	213	190	12	107	183	6	30	6	535 00	700 00	\$100 00	14.5	14.5	18.5	18.5
Berlin	150	190	42	64	54		25		265 29	285 00		14.0	15.0	19.0	18.0
Birnamwood .	30	180	38									14.0	13.0	17.0	...
Black Earth..	42	180	56									16.0	16.0	19.0	18.0
Bl'ck Riv. F'ls	89	179	57	23	24		7		180 00	250 00		16.0	15.0	19.0	18.6

Statistical Tables.

Bloomington .	42	180	50							14.8	14.8	19.2	18.0
Boscobel	67	177	56	11	26		26	160 00	320 00	15.0	15.0	18.0	17.0
Brandon	37	190	20	10	6		6			15.0	14.0	19.0	18.0
Brodhead	84	180		25	34		11			14.0	14.0	17.5	17.7
Burlington . . .	79	190	57	13	22		4	160 00	315 00	14.0	15.0	18.0	19.0
Cambridge	35	180	46							15.0	14.0	17.0	17.0
Cassville	37	180								15.0	14.0	17.0	17.0
Chilton	66	200	63	18				100 00		14.0	14.0	17.6	18.6
Chippewa F'ls	147	180	123	15	42		1	167 14	437 40	14.0	14.0		
Clinton	54	180	30	15	26		15	175 00	600 00	15.5	15.7	19.0	18.5
Clintonville . . .	83	180	99	8				150 00		13.0	13.0	19.0	18.0
Cobb	30	180	37							14.0	13.0	18.0	17.0
Columbus	93	190	73	35	7		7	127 00	253 00	14.5	14.5	19.0	19.0
Cumberland . . .	35	180	38	8	12		3	160 00	320 00	14.0	13.0	18.0	18.0
Darlington	86	190	63	25	24		6	250 00	250 00	15.0	15.5	19.0	18.2
Deerfield	45	180	49	8				63 12		15.1	14.0	16.6	16.3
De Forest	58	180	50	13	16		4	112 50	225 00	17.3	15.6	18.1	18.2
Delavan	96	180	20	29	38		15	180 00	270 00	15.0	15.0	19.0	19.0
De Pere	54	190	25	17	13		5			14.0	13.0	19.0	19.0
Dodgeville	125	175	102	24	15		5	150 00	300 00	14.8	15.0	18.7	17.5
Durand	27	180	38							16.0	15.0	19.0	18.0
East Troy	63	178	53	15	7					13.5	14.0	18.0	17.3
Eau Claire		180	94	105	146		48	621 00	1,251 00	14.5	14.4	18.7	18.3
Edgerton	53	180	39	8	11		3	150 00	360 00	15.0	15.0	17.5	17.0
Elkhorn	105	180	61	31	28		12	180 00	360 00	15.0	15.5	18.5	19.0
Elroy	59	180	60	13						14.0	14.0	18.0	18.0
Ellsworth	75	180	73		34				225 00	14.0	13.0	19.0	18.0
Evansville	91	180	34	35	49	11	27	150 00	300 00	14.6	14.6	18.2	18.2
Fennimore	51	180	33	24	5		1	150 00	100 00			17.0	17.0
Florence	48	180	35	15						15.2	14.6	19.0	18.5
Fond du Lac . . .	252	178	202	51	66		21		750 00	14.0	14.0	18.0	18.0
Ft. Atkinson . . .	103	180	55	33	30		12	160 00	334 00	15.0	15.0	18.0	17.0
Fox Lake	34	175	4	13						14.0	15.0	18.0	17.0
Galesville	35	180	40							15.3	14.7	18.0	17.5
Glenwood	53	180	62							16.5	15.1	18.0	17.7
Gr. Rapid, E.S.	107	180	35	48	55		30	270 00	270 00	15.0	14.0	19.0	18.0

Statistical Tables.

STATE SUPERINTENDENT.

FREE HIGH SCHOOLS HAVING FOUR YEARS COURSES, 1900-1901—Continued.

LOCATION.	Average daily attendance.	No. of days ta'ght	Pu-pils in English branches only.	Pu-pils in German.	Pu-pils in Latin.	Pu-pils in Greek	Pu-pils in both Latin and German.	Pu-pils in both Latin and Greek	COST OF INSTRUCTION IN			AVERAGE AGE OF PUPILS AT			
									German.	Latin.	Greek.	Enter'y		Leavi'g	
												Male.	Fe-male.	Male.	Fe-male.
Gr. Rapids, W.	46	180	30	13	7				\$135 00	\$135 00		14.0	14.0	18.0	18.0
Gr'n Bay, E. S.	108	200	78	35	46		14		240 00	360 00		14.5	14.0	18.0	17.5
Gr'n Bay, W. S.	99	185	65	28	22			8	200 00	300 00		14.0	14.0	18.0	18.0
Greenwood		180	37	2								14.0	14.5	14.6	15.4
Hammond	35	180	54									15.0	14.0	20.0	19.0
Hartford	67	180	82									14.7	14.9		
Hayward	22	178	30		2					61 87		15.0	14.4		16.3
Highland	35	180	20	21								14.5	14.8	17.5	17.5
Horicon	44	196	27	12	11				125 00	250 00		14.4	14.0	18.5	18.3
Hudson	121	180	97	27	33				270 00	270 00		15.2	15.2	18.0	18.0
Hurley	40	200	35		12							14.0	13.0	18.0	18.0
Janesville	236	180	260	90	80	6	70	6	315 00	315 00	\$135 00	14.2	14.0	19.0	18.6
Jefferson	69	180	30	27	24		4		270 00	227 00		15.0	15.0	17.0	17.0
Juneau	30	200	35									13.0	12.0	18.0	17.0
Kaukauna	113	180	89	22	32		12					14.4	14.0	18.0	17.7
Konosha	161	188	82	54	67	4	18	4	257 00	400 00	100 00	14.5	14.6	16.3	17.0
Kewaunee	83	194	93	20					209 00			14.2	14.0	18.2	18.0
Lake Geneva	78	180	43	8	42		2		167 00	344 00		15.0	15.0	18.0	18.0
Lake Mills	78	180	38	27	22		6		100 00	150 00		15.0	15.0	18.0	18.0
Lancaster	109	175	64	35	36		22		135 00	270 00		15.0	14.5	18.0	18.5
Lodi	73	179	49	8	29		5		80 00	302 50		16.0	14.3	20.0	18.6
Loyal	37	180	51									15.0	14.0	18.0	17.0
Madison	513	185	115	359	280	12	292	8	1,750 00	2,000 00	405 00	14.5	14.2	18.5	18.2

Statistical Tables.

Manawa.....	40	180								15.0	15.0	19.0	19.0
Marinette.....	196	180	63	57	110		167	180 00	450 00	14.5	14.5	18.0	18.0
Marshall.....	29	180	30	9						14.0	14.0	18.0	18.0
Marshfield...	88	190	54	17	31		27	205 83	411 17	14.0	14.0	18.0	18.0
Mauston.....	77	180	60		27				540 00	15.9	16.2	20.0	19.4
Mayville.....	48	196	9	46				350 00		14.0	14.0	17.0	18.0
Mazomanie...	57	175	43	18	17		7	154 28	308 57	15.5	15.3	15.0	18.2
Medford.....	62	180	1	21	22		10			15.5	15.9	18.0	16.5
Menasha.....	42	190	25	9	17		5	125 00	250 00	14.3	13.7	18.1	17.9
Merrill.....	179	180	149	44	32		19	240 00	280 00	14.0	14.0	18.0	18.0
Milton Junc'n	52	180	43	21	17		3						
Mineral Point	108	180	57	36	23		15	147 00	220 00	14.0	14.0	18.0	18.0
Mondovi.....	65	180	48	18	16					14.3	13.6	18.5	17.0
Monroe.....	108	180	25	66	40	1	18	292 00	630 00	15.0	15.0	18.0	18.0
Montello.....	34	180	51							16.0	15.0	19.0	18.0
Montford.....	68	180	31	24	26		19			14.0	13.0	18.3	17.0
Mukwonago...	41	180	51	8						16.6	15.0	17.6	17.0
Necedah.....	34	180	62		7					14.5	14.5	19.0	19.0
Neenah.....	94	176	51	23	19		13	300 00	400 00	15.5	14.7	18.6	18.3
Neillsville...	86	180	71	18	15			168 00	56 00	14.0	14.0	18.0	19.0
New Lisbon...	49	180	51	9				152 00		15.0	14.0	19.0	18.0
New London..	72	190	64	2	21			78 00	237 00	14.5	14.9	19.6	18.6
New Richm'd.	105	180	80	26	39		11	142 00	284 00	15.0	15.0	19.5	19.5
Oconomowoc.	102	180	62	50	18			292 50	292 50	16.0	15.0	19.0	18.0
Oconto.....	85	180	65	5			40	150 00	300 00	14.5	13.7	19.0	19.0
Omro.....	63	180	54	19				225 00		14.0	14.0	18.0	17.5
Onalaska.....	51	180	63							14.5	14.5	18.0	19.0
Oregon.....	58	180	73							16.0	15.0	18.0	17.0
Osceola.....	41	178	48		7				360 00	15.0	15.0		
Palmyra.....	36	180	44							15.0	15.0		
Pewaukee.....	20	180	31							14.0	13.0	18.0	17.0
Phillips.....	22	180	22		7					14.0	14.0	18.0	18.0
Plainfield...	30	180	40							15.0	14.0	18.0	17.0
Platteville...	67	180	67	1	16		1	50 00	150 00	16.0	15.0	18.0	17.0
Plymouth.....	130	180	120	7	27		2	140 00	400 00	14.0	13.0	18.0	18.0
Portage.....	130	190	66	62	31		13			16.0	16.0	19.0	19.0

Statistical Tables.

FREE HIGH SCHOOLS HAVING FOUR YEARS COURSES, 1900-1901 — Continued.

LOCATION.	Average daily attendance.	No. of days taught	Pu-pils in English branches only.	Pu-pils in German.	Pu-pils in Latin.	Pu-pils in Greek	Pu-pils in both Latin and German.	Pu-pils in both Latin and Greek	COST OF INSTRUCTION IN			AVERAGE AGE OF PUPILS AT			
									German.	Latin.	Greek.	Enter'g		Leavi'g	
												Male.	Fe-male.	Male.	Fe-male.
Port Wash'g'n	25	200	37									15.0	15.0	19.0	19.0
Poynette.....	38	180	32	5	7		2					15.0	15.0	18.0	18.0
Pra. du Chien	45	180	40	14	12		5		\$75 00	\$153 00		14.7	15.1	17.0	18.6
Prairie du Sac	35	180	38	19	3		3		100 00	75 00		15.0	14.0	17.0	19.0
Prentice.....	27	180	34									14.0	14.0		
Prescott.....	21	180	16	4	8		1					15.0	14.0		
Randolph.....	45	180	5	12	14		2		160 00	180 00		15.0	14.0	17.0	18.0
Racine.....	369	200	146	122	179	4	49	3	300 00	1,149 18	\$100 00	15.2	15.1	19.3	18.7
Reedsburg.....	88	180	15	35	31		9			540 00		15.0	14.0	19.0	18.0
Rhinelandr..	76	150	50	26	28		6		150 00	200 00		14.5	13.5	16.0	17.0
Rice Lake.....	64	180	72	8								14.0	15.0	17.0	17.0
Rich'd Cent'r	117	180	109	18	15		7		180 00	360 00		15.0	15.0	17.0	17.0
Ripon.....	70	190	24	26	54		26		183 90	367 00		15.1	14.3	18.1	18.4
River Falls...	51	180	34	20	22		7		155 00	310 00		16.0	15.0	20.5	18.5
Sauk City.....	35	180	3	17	11				200 00	132 00		14.0	14.0	18.0	18.0
Seymour.....	46	180	19	39					100 00			14.5	14.8	18.5	18.4
Sharon.....	35	176	6	13					150 00			15.0	15.0	19.0	19.0
Shawano.....	58	180	33	19	20		5		225 00	225 00		14.0	13.0	18.5	18.0
Sheboygan...	197	200	162	59	63	4	59	4	250 00	500 00	150 00	14.5	14.5	18.0	18.0
Sheb'gan F'ls	32	200	36	7					100 00			15.0	14.0	18.0	17.0
Shell Lake.....	180		59									14.0	14.0	18.0	18.0
Shullsburg...	42	190	16	20	31							14.0	14.0	18.0	18.0
Sparta.....	151	180	78	57	75		30		297 50	420 00		15.0	15.0	19.0	19.0

Statistical Tables.

Spring Green.	62	180	57	19				100 00			14.4	14.0	18.8	18.3
St. Croix F'ls.	35	179	40								15.5	15.0	...	20.0
Stevens Point.	106	190	26	32	84		24	200 00	600 00		13.5	14.0	18.0	18.4
So. Milwaukee	46	188	52								14.5	14.0	17.5	17.5
Stoughton ...	87	180	42	38	20		11	300 00	195 00		15.0	15.0	17.0	16.1
Sturgeon Bay.	90	198	75	18	12		2	157 00	79 00		16.0	16.0	19.0	18.0
Sun Prairie ..	34	180	40								15.0	14.0	17.5	17.5
Tomah.....	111	180	55	35	50		30	210 00	300 00		15.0	15.0	19.0	18.0
Tomahawk ...	49	180	59								14.0	14.5	17.5	18 C
Two Rivers ...	40	200	19	9	32		9	250 00	250 00		14.0	14.0	17.0	18 0
Union Grove..	39	180	24	5	13		18	68 00	180 00		14.5	15.0	16.7	18.5
Viroqua.....	119	180	54	50	49		16	146 66	273 33		14.0	14.0	18.0	18.0
Walworth....	21	180	8	9	13		9	90 00	180 00		15.0	14.0	17.0	17.0
Washburn ...	49	175	35	11	17		2	225 00	225 00		13.6	13.6	18.0	18.0
Waterloo....	56	180	49	15				120 00			14.0	13.0	18.0	17.0
Watertown...	162	200	43	78	80		30	450 00	500 00		15.0	14.0	18.5	18.0
Waukesha ...	171	194	96	39	68		12	300 00	500 00		15.4	15.3	19.1	18.5
Waupaca	126	190	95	30	36		13	174 50	348 00		14.5	14e5	18.9	17.4
Waupun.....	105	190	28	36	60		26	158 33	438 33		15.9	14 8	18.0	17.2
Wausau.....	157	180	87	75	55		12	402 00	700 C0		15.5	15.0	17.2	16.7
Wauwatosa...	91	190	40	25	32	1	12	125 00	250 00	25 00	15.0	15 3	18.7	18.6
West Bend...	102	190	90	22	6		2	125 00	60 00		14.0	14.0	18.0	17.0
West De Pere.	64	190	25	17	13		5				14.0	13.0	19.0	19.0
Westfield ...	31	180	36								16.0	16.0	20.0	20.0
West Salem..	42	180	8	6	35		4				14.0	13.3	18.1	17.8
Weyauwega..	41	180	48								15.0	14.5	...	18.0
Whitewater..	150	200	106	30	40		13	197 00	396 00		15.0	15.0	19.0	18.0
Winneconne..	41	180	49								16.0	15.0	20.0	19.0
Wonewoc	31	180	41								15.3	14.5	18.0

Statistical Tables.

FREE HIGH SCHOOLS HAVING FOUR YEARS COURSES, 1900-1901.

LOCATION.	Average yearly salary of assistants.	Total am't of salaries of principal and assistants.	TOTAL NUMBER PUPILS ENROLLED.				Does H. S. Dist. furnish text books? If so, free, rented or sold?	High school apportionment, November, 1900.
			1st grade.	2d grade.	3d grade.	4th grade.		
Totals and av's.	\$503 11	\$427,912 10	5,817	4,134	3,207	2,658		\$79,292 36
Albany	\$405 00	\$1,170 00	14	12	6	10	No.....	\$481 40
Algoma	500 00	1,600 00	9	8	17	18	No.....	481 40
Alma	450 00	1,350 00	22	16	18	7	Free.....	481 40
Antigo	495 00	2,285 00	15	27	40	62	No.....	481 40
Appleton, 2d dist...	842 00	7,322 00	60	57	36	18	No.....	481 40
Appleton, 3d dist...	593 00	4,465 00	30	25	6	15	No.....	481 40
Arcadia	382 50	1,765 00	21	12	10	40	No.....	481 40
Argyle	450 00	1,350 00	19	13	10	12	No.....	462 15
Ashland	640 00	4,481 00	82	36	37	26	No.....	481 40
Augusta	472 50	2,045 00	26	19	8	6	Yes.....	481 40
Bangor	382 50	1,640 00	13	8	9	8	Free.....	481 40
Baraboo	615 00	5,311 00	82	71	57	34	No.....	481 40
Barron	472 50	1,472 50	27	13	11	6	No.....	481 40
Bayfield	513 00	2,237 85	8	8	7	2	Free.....	481 40
Beaver Dam.....	633 33	3,850 00	43	27	24	21	No.....	481 40
Beloit.....	590 00	6,520 00	120	70	50	32	No.....	481 40
Berlin.....	534 50	3,488 75	51	59	27	22	Rented.....	481 40
Birnamwood	315 00	990 00	17	7	13	1	Free.....	476 60
Black Earth.....	400 00	1,400 00	19	17	10	10	Sold.....	481 40
Black River Falls...	525 00	2,875 00	35	34	15	20	No.....	481 40
Bloomington	360 00	1,080 00	16	15	11	8	No.....	481 40

Statistical Tables.

Boscobel	451 50	2,557 50	41	23	10	9	Sold	481 40
Brandon	427 50	1,327 50	16	9	7	14	No.	481 40
Brodhead	502 50	2,005 00	18	37	21	13	No.	481 40
Burlington	506 33	2,720 00	32	27	10	15	Rented & sold	481 40
Cambridge	422 00	1,152 00	18	9	5	13	No.	445 30
Cassville	360 00	1,160 00	15	9	10	9	Rented	481 40
Chilton	550 00	2,100 00	38	20	9	14	No.	481 40
Chippewa Falls	603 00	4,715 00	86	37	32	25	No.	481 40
Clinton	450 00	2,100 00	19	18	11	11	No.	481 40
Clintonville	450 00	1,800 00	42	32	19	14	Sold	481 40
Cobb	360 00	900 00	8	14	11	4	No.	465 75
Columbus	459 16	2,827 50	47	26	23	13	No.	481 40
Cumberland	595 00	1,990 00	15	15	17	11	Free	481 40
Darlington	522 50	2,767 50	43	25	18	19	No.	481 40
Deerfield	360 00	1,010 00	25	16	9	4	No.	346 60
De Forest	495 00	1,990 00	33	12	18	12	No.	481 40
Delavan	450 00	2,750 00	43	27	23	17	No.	481 40
De Pere	498 75	2,298 75	22	6	14	13	Free	481 40
Dodgeville	512 50	3,250 00	39	42	41	19	No.	481 40
Durand	495 00	1,595 00	11	7	12	8	No.	481 40
East Troy	405 00	1,710 00	26	23	13	13	No.	481 40
Eau Claire	619 00	8,564 00	179	110	75	60	Free	481 40
Edgerton	495 00	1,990 00	18	17	8	12	No.	481 40
Elkhorn	325 37	2,601 50	49	35	18	18	Rented	481 40
Elroy	495 00	1,990 00	32	20	14	7	No.	481 40
Ellsworth	405 00	1,630 00	35	41	22	9	No.	481 40
Evansville	480 00	2,790 00	37	19	31	17	Sold	481 40
Fennimore	382 50	1,565 00	24	13	13	11	No.	481 40
Florence	522 50	2,145 00	19	10	6	15	No.	481 40
Fond du Lac	694 44	7,450 00	131	70	55	42	No.	481 40
Fort Atkinson	540 00	3,805 00	9	34	36	38	No.	481 40
Fox Lake	416 25	1,732 50					No.	481 40
Galesville	495 00	1,370 00	14	19	2	5	Sold	473 21
Glenwood	450 00	1,450 00	23	14	10	15	Rented	481 40
Grand Rapids (E. S.)	540 00	3,495 00	31	34	28	24	Sold	481 40
Grand Rapids (W. S.)	540 00	1,530 00	21	18	14		Sold	481 40

Statistical Tables.

FREE HIGH SCHOOLS HAVING FOUR YEARS COURSES, 1900-1901 — Continued.

LOCATION.	Average yearly salary of assistants.	Total am't of salaries of principal and assistants.	TOTAL NUMBER PUPILS ENROLLED.				Does H. S. Dist. furnish text books? If so, free, rented or sold?	High school apportionment, November, 1900.
			1st grade.	2d grade.	3d grade.	4th grade.		
Green Bay (E. S.) ..	\$580 00	\$3,700 00	45	36	27	21	No.....	\$481 40
Green Bay (W. S.)..	550 00	3,100 00	45	35	20	15	No.....	481 40
Greenwood.....	405 00	1,215 00	16	9	3	6	Free.....	481 40
Hammond.....	450 00	1,250 00	19	14	12	9	Rented.....	481 40
Hartford.....	495 00	1,464 00	30	22	20	10	No.....	481 40
Hayward.....	517 50	2,350 00	16	9	7	Free.....	481 40
Highland.....	405 00	1,080 00	12	10	10	9	Rented & sold	481 40
Horicon.....	500 00	2,100 00	16	13	11	10	Sold.....	481 40
Hudson.....	522 50	3,282 50	54	40	28	15	No.....	481 40
Hurley.....	650 00	2,500 00	No.....	481 40
Janesville.....	547 50	8,465 00	160	134	82	60	No.....	481 40
Jefferson.....	517 50	2,135 00	30	24	14	11	Free.....	481 40
Juneau.....	450 00	1,350 00	12	9	10	4	Sold.....	481 40
Kaukauna.....	562 50	3,305 00	55	40	16	20	No.....	481 40
Kenosha.....	783 33	6,200 00	68	53	41	23	No.....	481 40
Kewaunee.....	650 00	2,204 00	22	21	21	20	No.....	481 40
Lake Geneva.....	585 00	3,355 00	32	36	12	11	Free.....	481 40
Lake Mills.....	427 50	2,105 00	33	12	25	17	Free.....	481 40
Lancaster.....	475 00	3,250 00	48	36	27	25	Rented.....	481 40
Lodi.....	416 25	1,832 50	38	17	17	14	No.....	481 40
Loyal.....	315 00	945 00	16	17	7	11	No.....	303 30
Madison.....	576 00	12,856 00	185	176	119	107	No.....	481 40
Manawa.....	360 00	1,125 00	22	16	14	5	No.....	481 40
Marinette.....	570 00	4,370 00	104	42	54	36	Free.....	481 40

Statistical Tables.

REPORT OF THE

Marshall	450 00	1,290 00	15	9	8	6 No.	600 00
Marshfield	581 87	3,977 50	37	36	18	9 No.	481 40
Mauston	495 00	2,425 00	39	23	15	10 Free	481 40
Mayville	500 00	2,162 00	13	16	14	12 Sold	481 40
Mazomanie	472 50	1,945 00	34	16	15	6 Free	481 40
Medford	450 00	2,070 00	33	17	12	11 Free	481 40
Menasha	600 00	2,500 00	15	17	6	13 No.	481 40
Merrill	540 00	3,665 00	85	60	40	21	481 40
Milton Junction	450 00	1,900 00	21	15	13	11 No.	481 40
Mineral Point	630 00	2,560 00	49	30	20	20 No.	481 40
Mondovi	472 50	1,995 00	33	23	19	7 No.	481 40
Monroe	562 50	4,000 00	34	33	29	25 Free.	481 40
Montello	450 00	1,170 00	25	10	8	8 No.	346 60
Montfort	337 50	1,475 00	31	20	16	9 No.	481 40
Mukwanago	315 00	900 00	26	10	10	6 No.
Necedah	517 50	1,935 00	26	25	9	9 Sold	481 40
Neenah	675 00	3,730 00	45	27	17	17 Sold	481 40
Neillsville	479 97	2,940 00	43	32	18	11 No.	481 40
New Lisbon	517 50	2,135 00	30	15	9	6 No.	481 40
New London	630 00	2,610 00	42	16	19	10 Sold	481 40
New Richmond	540 00	2,720 00	58	34	23	19 Rented	481 40
Oconomowoc	535 50	3,542 00	57	27	24	22 Sold	481 40
Oconto	525 00	2,810 00	47	26	23	14 Free	481 40
Omro	360 80	1,270 00	39	15	9	10 Sold	481 40
Onalaska	405 00	1,405 00	20	17	14	12 Free	481 40
Oregon	495 00	1,395 00	No.	481 40
Osceola	405 00	1,530 00	27	12	7	Sold	481 40
Palmyra	405 00	1,170 00	11	11	6	16 No.	481 40
Pewaukee	540 00	1,440 00	9	9	4	4 Sold	481 40
Phillips	450 00	1,900 00	12	10	5	2 Free	481 40
Plainfield	450 00	1,350 00	16	8	7	6 No.	481 40
Platteville	382 50	1,865 00	38	18	15	12 Free	481 40
Plymouth	525 00	2,775 00	66	35	30	17 Sold	481 40
Portage	650 00	3,550 00	22	30	42	52 Free	481 40
Port Washington	500 00	1,400 00	9	10	8	10 No.	481 40
Poynette	348 75	1,497 50	19	10	7	8 No.	481 40

Statistical Tables.

STATE SUPERINTENDENT.

FREE HIGH SCHOOLS HAVING FOUR YEAR COURSES, 1900-1901.

LOCATION.	Average yearly salary of assistants.	Total am't of salaries of principal and assistants.	TOTAL NUMBER PUPILS ENROLLED.				Does H. S. Dist. furnish text books? If so, free, rented or sold?	High School apportionment, November, 1900.
			1st grade.	2d grade.	3d grade.	4th grade.		
Prairie du Chien....	\$450 00	\$2,000 00	25	9	14	12	No.....	\$481 40
Prairie du Sac.....	472 50	2,045 00	15	14	14	14	Free.....	481 40
Prentice.....	450 00	1,215 00	14	14	6	Free.....	481 40
Prescott.....	258 75	1,147 50	11	4	7	4	Sold.....	481 40
Randolph.....	900 00	1,800 00	19	16	1	14	No.....	481 40
Racine.....	650 00	8,853 50	63	77	98	163	No.....	481 40
Reedsburg.....	540 00	2,290 00	35	31	14	17	No.....	481 40
Rhinelanders.....	425 00	2,675 00	37	32	16	3	No.....	481 40
Rice Lake.....	472 50	2,145 00	34	19	23	6	Free.....	481 40
Richland Center...	540 00	2,820 00	71	33	25	20	Free.....	481 40
Ripon.....	541 66	2,625 00	36	21	16	14	No.....	481 40
River Falls.....	595 00	2,490 00	25	13	15	6	Free.....	481 40
Sauk City.....	990 00	1,990 00	12	17	7	5	Free.....	481 40
Seymour.....	540 00	1,370 00	18	7	16	11	No.....	481 40
Sharon.....	450 00	1,800 00	11	14	14	4	Rented.....	481 40
Shawano.....	450 00	1,900 00	34	20	9	11	No.....	481 40
Sheboygan.....	740 00	6,450 00	97	62	41	25	No.....	481 40
Sheboygan Falls....	600 00	1,500 00	20	3	14	6	Sold.....	481 40
Shell Lake.....	495 00	1,395 00	25	10	12	12	Yes.....	481 40
Shullsburg.....	548 75	1,947 50	15	6	13	16	No.....	481 40
Sparta.....	595 00	4,040 00	55	48	47	30	Free.....	481 40
Spring Green.....	472 50	1,945 00	29	16	23	8	No.....	481 40
St. Croix Falls.....	450 00	1,150 00	17	14	8	1	Free.....	435 65
Stevens Point.....	630 00	3,405 00	47	24	31	18	No.....	481 40

Statistical Tables.

South Milwaukee ..	645 00	1,795 00	15	5	13	9	No.....	481 40
Stoughton	540 00	2,920 00	37	21	20	22	Free	481 40
Sturgeon Bay	550 00	2,750 00	35	30	24	16	No.....	481 40
Sun Prairie	360 0	1,260 00	6	15	12	7	No.....	481 40
Tomah	495 00	3,330 00	42	33	30	16	Free	481 40
Tomahawk	540 00	2,280 00	7	8	23	21	Free	481 40
Two Rivers.....	550 00	2,300 00	19	17	9	7	Free	481 40
Union Grove	292 50	1,185 00	12	13	5	12	No.....	481 40
Viroqua.....	483 70	3,285 00	60	38	40	15	Free	481 40
Walworth.....	348 75	1,282 50	4	8	4	7	No.....	476 60
Washburn	585 00	2,370 00	7	9	24	23	Free	481 40
Waterloo.....	360 00	1,820 00	28	9	14	15	Free	481 40
Watertown.....	775 00	3,950 00	69	57	32	25	Free	481 40
Waukesha	652 50	5,112 50	105	45	26	27	Sold	481 40
Waupaca	532 50	2,797 50	26	31	27	65	Rented.....	481 40
Waupun	486 87	2,927 50	46	38	28	12	No.....	481 40
Wausau.....	616 84	5,335 00	92	66	35	21	No.....	481 40
Wauwatosa	714 17	3,142 50	34	31	26	11	No.....	481 40
West Bend.....	500 00	2,700 00	40	30	23	19	No.....	481 40
West De Pere.....	498 75	2,208 75	22	6	14	13	Free	481 40
Westfield	315 00	697 50	9	9	9	9	No.....	325 00
West Salem.....	360 00	1,395 00	15	18	12	4	Free	481 40
Weyauwega	360 00	1,260 00	12	11	11	14	No.....	481 40
Whitewater	581 00	4,405 00	78	47	32	19	No.....	481 40
Winneconne.....	360 00	1,080 00	26	12	4	7	No.....	481 40
Wonewoc	450 00	1,250 00	14	13	10	4	Free	481 40

Statistical Tables.

FREE HIGH SCHOOLS HAVING FOUR YEARS COURSES, 1900-1901.

LOCATION.	GRADUATES, 1900.		NO. GRADUATES, 1900, WHO HAVE TAUGHT SINCE.		GRADUATES THIS YEAR.		GRADUATES SINCE ORGANIZATION OF SCHOOL.		Is school on Univ. accredited list?	No. non-resident pupils during year.	Rate tuition for non-residents per month.	Total amount received for tuition.
	Male.	Female.	Male.	Female.	Male.	Female.	Male.	Female.				
Totals and av.	773	1,062	114	475	809	1,270	8,747	14,642		3,036	\$1 66	\$40,198 67
Albany					4	6			No	13	\$1 25	\$179 25
Algoma	5	3		1	3	6	23	28	Yes		1 00	
Alma	2	3		3	1	3	27	47	No	6	2 00	
Antigo	6	9		8	6	3	46	74	Yes	19	2 60	340 00
Appleton, 2d	16	11	1	4	9	8	119	248	Yes	46	1 67	650 00
Appleton, 3rd	6	5	1	3	5	9	48	54	Yes			
Arcadia	6	5		4	8	10	69	80	Yes	43	2 00	609 25
Argyle	2	7		6	4	4	30	41	No	20	1 00	156 55
Ashland	6	12	1	2	9	15	56	30	Yes	4		
Augusta	3	6	2	3	2	3	7	20	Yes	16	1 83	247 50
Bangor	2	3	1	3	2	5			Yes	9	1 66	160 00
Baraboo	9	21	3	11	8	19	104	206	Yes	33	2 00	485 10
Barron	1	3		3	1	4	20	29	No	12	1 50	95 87
Bayfield	1	3			1	1	16	39	Yes			
Beaver Dam	5	10		5	7	13	94	186	Yes	10	1 30	110 00
Beloit	8	21		4	7	16	126	399	Yes	29	50	439 10
Berlin	7	20	1	8	7	15	152	281	Yes	44	1 50	576 00
Birnamwood	3	6		6		1	6	13	No		1 00	68 50
Black Earth	6	1	5	1	4	6	44	48	Yes	29	1 33	266 58
Black River Falls.	5	9		3	8	8	83	149	Yes	28	2 00	399 50

Statistical Tables.

REPORT OF THE

Bloomington.....	3	7	1	6	2	4	32	70	No.....	14	1 60	155 35
Boscobel.....	4	9	1	5	3	4	53	105	Yes.....	24	50
Brandon.....	5	6	2	3	2	53	79	No.....	18	1 50	243 03
Brodhead.....	2	5	4	9	55	116	Yes.....	17	1 33	260 00
Burlington.....	2	5	1	7	8	63	146	Yes.....	31	50
Cambridge.....	2	4	2	2	5	6	34	36	No.....	16	40	220 00
Cassville.....	2	2	1	2	6	22	45	No.....	9	1 00	60 00
Chilton.....	8	3	1	1	3	6	71	57	No.....	22	2 00	400 00
Chippewa Falls...	6	22	2	10	3	17	89	146	Yes.....	15	1 66	222 25
Clinton.....	4	5	6	35	76	Yes.....	21	1 66	315 00
Clintonville.....	7	1	2	10	35	56	Yes.....	35	1 66	395 00
Cobb.....	5	3	1	2	2	11	22	No.....	8	1 00	90 65
Columbus.....	5	7	2	3	10	101	60	Yes.....	58	2 00	910 00
Cumberland.....	5	8	3	4	7	33	44	Yes.....	9	2 00	126 00
Darlington.....	6	11	4	6	7	89	170	Yes.....	21	1 58	296 40
Deerfield.....	3	4	2	2	16	22	28	2 00	423 00
De Forest.....	2	4	2	7	4	24	28	Yes.....	18	1 60	199 60
Delavan.....	3	9	4	8	9	72	143	Yes.....	25	1 60	306 10
De Pere.....	3	9	3	7	6	37	85	Yes.....	10	2 00	90 50
Dodgeville.....	12	15	3	7	7	11	83	131	Yes.....	26	2 67	570 67
Durand.....	5	3	2	1	4	4	39	42	Yes.....	9	1 66	120 00
East Troy.....	4	9	2	4	3	10	63	75	Yes.....	43	2 00
Eau Claire.....	16	19	16	30	119	210	Yes.....	19	2 00	282 00
Edgerton.....	2	6	2	7	4	51	98	Yes.....	15	2 00	270 00
Elkhorn.....	3	10	2	6	11	76	166	Yes.....	37	2 00	547 50
Elroy.....	4	7	1	6	3	1	36	51	Yes.....	12	2 50	141 00
Ellsworth.....	3	8	1	5	2	5	16	39	No.....	50	1 40	435 15
Evansville.....	4	13	1	5	5	6	77	145	Yes.....	19	1 80	237 00
Fennimore.....	1	7	3	5	6	38	21	Yes.....	12	1 40	160 00
Florence.....	2	2	1	2	13	29	41
Fond du Lac.....	18	20	1	12	30	174	404	Yes.....	34	2 00	591 55
Fort Atkinson.....	7	9	4	5	152	235	Yes.....	23	2 00	328 94
Fox Lake.....	5	2	2	7	31	63	Yes.....	12	1 60	133 43
Galesville.....	1	4	1	4	Yes.....	9	1 66
Glenwood.....	3	11	1	7	10	4	21	38	Yes.....	14	1 20	78 20
Gr'd Rapids (E.S.)	6	5	2	4	14	10	103	95	Yes.....	31	1 33	372 00

Statistical Tables.

FREE HIGH SCHOOLS HAVING FOUR YEARS COURSES, 1900-1901—Continued.

LOCATION.	GRADUATES, 1900.		NO. GRADUATES, 1900, WHO HAVE TAUGHT SINCE.		GRADUATES THIS YEAR.		GRADUATES SINCE ORGANIZATION OF SCHOOL.		Is school on Univ. accredited list?	No. non-resident pupils during year.	Rate tuition for non-residents per month.	Total amount received for tuition.
	Male.	Fe-male.	Male.	Fe-male.	Male.	Fe-male.	Male.	Fe-male.				
Gr'd Rapi's (W.S.)									Yes	15	\$1 33	\$180 00
Green Bay (E. S.)	6	18	1	8	4	12	74	174	Yes	8	1 30	97 00
Green Bay (W. S.)	5	16	3	6	6	7	45	178	Yes	8	1 30	62 00
Greenwood	1	3		2	1	5	5	15	No	6	1 60	
Hammond	2	1		1	2	5	4	6	No	18	2 00	276 00
Hartford	9	5	2	3	6	4	43	47	Yes	47	2 00	824 00
Hayward	2	5		4		5	8	24	No		1 50	
Highland	4	2	1	1	3	6	44	38	No	3	1 40	30 30
Horicon	3	5	2	4	3	7	60	94	Yes	20	2 00	286 00
Hudson	7	13			4	7	61	115	Yes	6	2 00	101 00
Hurley	2	4		1	1	4	8	19	No			
Janesville	19	37		13	20	33	189	524	Yes	55	1 66	700 00
Jefferson		6		5	4	6			Yes	15	2 00	286 28
Juneau		1		1			16	30	Yes	4	1 50	72 50
Kaukauna	8	9		2	9	11	46	44	Yes	24	1 00	210 00
Kenosha	7	24		7	5	16	51	145	Yes	30	2 40	605 80
Kewaunee	7	2	2	2	11	6	70	72	Yes	10	2 50	148 00
Lake Geneva	1	6			5	4			Yes	21	2 40	
Lake Mills	7	8		5	6	10	63	94	Yes	25	2 00	335 50
Lancaster	14	14		8	4	16	99	156	Yes	16	1 60	260 30
Lodi	2	12		3	1	9	84	138	Yes	38	1 66	529 50
Loyal	2	5	1	4	3	8	12	24	No	16	1 50	131 00
Madison	41	40			41	43	367	513	Yes	45	2 55	1,082 70

Statistical Tables.

REPORT OF THE

Manawa	2	4	2	2	1	3	27	21	No	8	1 00	60 00
Marinette	5	15		7	9	21	61	144	Yes			
Marshall	1	5		3	2	4	48	27	No	11	1 33	81 00
Marshfield	1	6		3	2	7	22	53	Yes	12	1 00	86 75
Mauston	2	6	1	3	3	5	64	78	Yes	25	2 00	356 50
Mayville	2	5	1	4	3	9	49	67	Yes	14	2 00	235 00
Mazomanie	6	7	1	6	1	5	51	94	Yes	24	1 33	259 91
Medford	7	7	4	5	7	4	33	49	Yes	10	2 00	125 00
Menasha	2	10		2	4	7	45	132	Yes		1 50	
Merrill	4	5		3	11	10	67	108	Yes	9	2 00	113 33
Milton Junction	1	6				11	18	43	Yes	22	1 33	205 00
Mineral Point	6	11			8	10	139	67	Yes	22	2 66	407 00
Mondovi		9			2	5	15	42	Yes	24	2 00	197 00
Monroe	11	16		2	9	14	172	265	Yes	27	5 00	326 00
Montello	1	6		2		6	30	47	No	3	2 00	28 00
Montfort	1	5		2	5	4	20	42	No	18	1 11	165 00
Muckwanago					5	1	5	1		19	1 60	257 70
Necedah	1	2		1	2	7	27	78	Yes	5	1 00	39 50
Neenah	5	9		2	3	14	65	168	Yes	9	1 00	70 00
Neillsville	5	8	1	4	5	1	51	70	Yes	24	1 50	219 93
New Lisbon	4	3		2		5	40	66	Yes	25	1 33	
New London	8	9	3	2	3	5	32	50	Yes	19	1 66	240 40
New Richmond	4	7	1	3	6	11	50	105	Yes	65	1 60	766 85
Oconomowoc		5		2	3	9	81	23	Yes	49	2 00	430 51
Oconto	5	6	2	3	5	7	67	70	Yes	3	1 00	29 95
Omro	4	1	1	1	8	2	67	100	Yes	32	1 44	379 05
Onalaska	4	2	1	1	6	3	36	38	Yes	10	1 50	123 85
Oregon	3	8	2	4	3	5	58	73	Yes	38	2 00	574 91
Osceola									No	28	2 00	346 00
Palmyra	2	5	1		3	8	16	23	No	20	1 50	292 52
Pewaukee	2	7		2	1	3	26	39	No	6	2 00	90 00
Phillips	1	1			1	1	7	14	No	4	1 00	50 35
Plainfield	1	2		2	2	3	17	29	No	16	1 00	90 50
Platteville		4			5	5	19	32	No	6	1 60	77 13
Plymouth	15	10	8	6	6	11	103	100	Yes	46	42	514 41
Portage	10	12	1	4	8	12	126	218	Yes	16	60	341 50

Statistical Tables.

STATE SUPERINTENDENT.

47

FREE HIGH SCHOOLS HAVING FOUR YEARS COURSES, 1900-1901—Continued.

LOCATION.	GRADUATES, 1900.		NO. GRADUATES, 1900, WHO HAVE TAUGHT SINCE.		GRADUATES THIS YEAR.		GRADUATES SINCE ORGANIZATION OF SCHOOL		Is school on Univ. accredited list.	No. non-resident pupils during year.	Rate tuition for non-residents per month.	Total amount received for tuition.
	Male.	Female.	Male.	Female.	Male.	Female.	Male.	Female.				
Port Washington.....					5	2	28	42	No.....	5	\$2 50	\$96 88
Poynette.....	3	2	1	2	4	4	39	56	Yes.....	12	1 50	201 25
Prairie du Chien.....	1	4		1	2	10	37	86	Yes.....	6	1 50	45 90
Prairie du Sac.....	5	8	2	7	2	7	21	34	Yes.....	19	2 00	274 50
Prentice.....									No.....			
Prescott.....	2	5		3			38	39	No.....	3	1 00	18 50
Racine.....	21	45	1	10	20	43	232	486	Yes.....	30	3 00	771 00
Randolph.....	1	5		3	9	5	10	11	No.....	15	1 65	202 00
Reedsburg.....	6	10	1	5	9	8			Yes.....	28	2 00	448 00
Rhineland.....	6	6	2	3	1	2			Yes.....	10		
Rice Lake.....	6	9	1	3		5	31	39	Yes.....	12	1 50	
Richland Center.....	6	7	2	5	7	9	162	190	Yes.....	23	3 00	435 00
Ripon.....	1	12		6	4	7	64	120	Yes.....	11	50	191 00
River Falls.....	3	4		1	4	2	37	35	No.....	23	1 40	217 50
Sauk City.....	2	4	1	3	2	3	23	19	Yes.....	6	2 00	80 00
Seymour.....	5	3	6	7	4	7	20	20	Yes.....	22	1 25	221 75
Sharon.....	3	4		1	1	3	26	53	Yes.....	12	2 00	190 00
Shawano.....	4	10	3	5	6	4	49	81	Yes.....	21	1 66	234 09
Sheboygan.....	18	14	1	3	6	15	92	183	Yes.....	17	2 50	310 00
Sheboygan Falls.....	3	4		3		6	63	89	Yes.....	3	1 00	30 00
Shell Lake.....		1		1	2	6	23	37	No.....	4		
Shullsburg.....	4	7	1	3	5	11	49	124	Yes.....	18	50	300 00
Sparta.....	6	18	1	12	16	16	123	215	Yes.....	52	2 40	972 00

Statistical Tables.

REPORT OF THE

Spring Green.....	12	4	6	4	2	64	83	Yes	30	2 00	427 00
St. Croix Falls	1	1	1	No	9	2 00	64 00
Stevens Point	5	17	1	4	9	7	94	203	Yes	6	1 57	51 92
South Milwaukee.....	1	2	2	7	No	4	2 66	72 00
Stoughton.....	10	12	4	14	8	59	109	Yes	24	1 66	298 00
Sturgeon Bay	3	5	1	9	6	44	83	Yes	3	1 50	28 23
Sun Prairie	3	4	1	2	4	32	55	Yes	13	1 50	171 00
Tomah	7	17	7	9	64	126	Yes	2 00	409 75
Tomahawk	2	6	2	5	No	1 00
Two Rivers.....	3	3	3	4	58	47	Yes	4	1 50	30 00
Union Grove	6	7	1	1	2	6	13	17	No	19	1 00	165 50
Viroqua	3	7	1	5	7	76	122	Yes	52	3 00	1,100 00
Walworth	1	1	2	4	21	27	No	4	2 00	67 00
Washburn	7	8	5	2	5	19	51	Yes	4
Waterloo	2	8	5	6	7	Yes	29	1 66	315 00
Watertown	10	9	5	10	15	99	211	Yes	17	2 00	285 50
Waukesha	6	9	11	12	43	104	Yes	32	2 40	585 60
Waupaca	8	8	2	14	9	106	116	Yes	2 00	343 50
Waupun	5	5	2	1	10	116	194	Yes	20	1 50	228 80
Wausau	8	12	1	5	11	10	58	117	Yes	12	50	115 50
Wauwatosa	4	10	1	2	8	56	133	Yes	30	3 15	708 03
West Bend	5	6	2	8	11	85	85	Yes	43	2 00	700 00
West De Pere	3	5	2	5	7	40	94	Yes	10	1 50	168 75
Westfield	2	4	3	3	29	68	Yes	3	2 00	81 00
West Salem	4	4	48	69	Yes	16	1 66	168 35
Weyauwega	5	1	11	17	73	No	9	1 33	105 00
Whitewater	4	14	4	9	10	90	91	Yes	52	1 40	668 50
Winneconne.....	1	2	2	3	4	6	8	Yes	10	1 00	39 75
Wonevoc	2	2	2	30	40	No	5	2 00

Statistical Tables.

FREE HIGH SCHOOLS HAVING THREE YEARS COURSES, 1900-1901.

Location.	Principal.	Legal qualifications of principal.	Salary of the principal.	No. TEACHERS EMPLOYED.		ENROLLMENT IN HIGH SCHOOL.			Pupils over 20.
				Male.	Fe-male.	<i>Pupils under 20 years of age.</i>			
						Male.	Fe-male.	Total.	
Totals and ave			\$683 47	59	14	748	1,054	1,802	18
Almond	Wayne Cowan	Stevens Point N. S. Cert	\$225 00	1	1	15	10	25	
Amherst	Wm. L. Bullock	Lawrence Univ. Dip	750 00	1		12	16	28	
Avoca	V. L. Rehn	Univ. of Wis. Dip	585 00	1		12	16	28	
Baldwin	A. M. Wakefield	Lim. State Cert	720 00	2		10	25	35	
Belleville	C. A. Harrison	Whitewater N. S. Dip	585 00	1		13	26	39	
Belmont	L. A. Jones	Platteville N. S. Dip	700 00	1	1	9	20	29	
Benton	H. C. Case	Platteville N. S. Dip	675 00	2		10	19	29	
Blair	O. L. Fuller	River Falls N. S. Cert	680 00	1		13	29	42	
Bloomer	C. D. Donaldson	Stevens Point N. S. Dip	750 00	1	1	22	28	50	1
Brillion	R. E. Carncross	Whitewater N. S. Dip	765 00	1		21	13	34	
Cadott	E. C. Roberts	Platteville N. S. Dip	720 00	1		3	22	25	
Cambria	Robert Morris	Ripon Col. Dip	765 00	1	1	13	13	26	
Cashton	J. D. Beck	Stevens Point N. S. Dip	720 00	1		19	20	39	1
Cedarburg	Chas. Law	Life State Cert	1,000 00	3		24	13	37	
Chetek	O. S. Ely	Stevens Point N. S. Dip	585 00	1		3	28	31	
Colby	F. M. Jackson	Univ. of Wis. Dip	950 00	1	1	23	26	49	2
Cuba City	Emery Bray	Platteville N. S. Dip	540 00	2		19	23	42	
Fairchild	E. M. Beeman	Univ. of Wis. Dip	1,100 00	1	2	14	23	37	1
Fountain City	H. W. Kircher	River Falls N. S. Cert	720 00	1		20	21	41	
Friendship	S. A. Stivers	Milwaukee N. S. Dip	600 00	1		14	20	34	

Statistical Tables.

Glenbeulah ..	V. H. Huck	Oshkosh N. S. Dip.....	720 00	1	15	12	27
Grantsburg ..	W. F. Steve	Platteville N. S. Dip...	720 00	1	11	13	24
Hazel Green ..	Chas. M. Fox	Platteville N. S. Dip...	675 00	1	12	12	24
Hillsboro	Fred S. Barrows ...	Stevens Point N. S. Dip	700 00	1	18	20	38
Humbird	H. S. Perry	Stevens Point N. S. Dip	585 00	1	6	11	17	1
Iola	Oscar Gunderson..	Lim. State Cert.	720 00	1	17	22	39
Kiel	A. O. Heyer	Oshkosh N. S. Dip	750 00	1	1	24	28	52
Linden	Miles Thomas	Platteville N. S. Dip...	630 00	1	9	14	23
Lone Rock	C. E. Gilmore	Platteville N. S. Dip...	540 00	1	7	23	30	2
Marion	A. A. Blandin	Lim. State Cert.	720 00	1	15	17	32
Merrillan	John E. Hale	River Falls N. S. Dip..	810 00	1	14	16	30
Middleton	Thos. Webster	Platteville N. S. Dip...	675 00	1	11	22	33
Milton	D. C. Ring	Milton Col. Dip	585 00	1	1	10	25	35	1
Mt. Hope	G. J. Zimmerman..	Lim. State Cert.	585 00	1	7	18	25
Muscoda	R. N. Orchard	Platteville N. S. Dip...	675 00	1	1	14	21	35
Oakfield	B. W. Bridgeman ..	Oshkosh N. S. Dip.....	800 00	1	15	18	33	2
Oakwood	A. H. Cole	Oshkosh N. S. Dip.....	675 00	1	6	9	15
Pepin	Wm. Darling	Milwaukee N. S. Dip...	675 00	1	12	17	29
Peshigo	H. C. Stair	Whitewater N. S. Dip..	810 00	1	1	17	39	56
Potosi	L. C. Hatch	Platteville N. S. Dip...	540 00	1	1	8	18	26
Reeseville	A. H. Schubert	Oshkosh N. S. Dip	630 00	1	14	9	23
Rosendale	Alice M. Tetherly ..	Mass. Life Cert	630 00	1	19	20	39
Sextonville	Jay C. Davis	Platteville N. S. Dip...	542 50	1	1	35	20	55	2
Soldiers Grove ..	B. L. Birkbeck	Platteville N. S. Dip...	585 00	1	15	17	32	3
Stanley	T. W. Davis	Oshkosh N. S. Dip	900 00	1	10	19	29
Stockbridge	Hugh J. Hughes	Lawrence Univ. Dip....	560 00	1	14	21	32
Thorp	A. C. Finn	Univ. of Wis. Dip.....	720 00	1	12	26	38
Trempealeau..	Edw. A. Ketcham..	Life State Cert.	720 00	1	16	20	36
Unity	A. L. Rhodes	Milwaukee N. S. Dip...	600 00	1	9	18	27
Verona	Thos. S. Thompson ..	Univ. of Wis. Dip	800 00	1	20	18	38	1
Viola	J. Scott Earl	Platteville N. S. Dip...	630 00	2	14	32	46
Waldo	John W. Steenis ...	Oshkosh N. S. Cert....	630 00	1	23	33	56
Wilton	Wm. Harrison	Stevens Point N. S. Dip	650 00	1	13	15	28	1
Wittenburg...	M. B. Franklin	Oshkosh N. S. Dip	585 00	1

Statistical Tables.

FREE HIGH SCHOOLS HAVING THREE YEARS COURSES, 1900-1901.

LOCATION.	Average daily attendance.	No. of days ta'ght	Pu-pils in Eng-lish branches only.	Pu-pils in Ger-man.	Pu-pils in Latin.	Pu-pils in Greek.	Pu-pils in both Latin and Ger-man.	Pu-pils in both Latin and Greek	COST OF INSTRUC-TION IN			AVE. AGE OF PULILS AT			
									Ger-man.	Latin.	Greek	Entering.		Leaving.	
												Male.	Fe-male.	Male.	Fe-male.
Totals and av.	29	9,565	1,757	50	14.4	14.0	17.3	16.8	
Almond	22	100	25	12.0	12.0	17.0	17.0	
Amherst	24	180	13.0	14.0	17.0	18.0	
Avoca	19	180	28	14.0	13.0	18.0	17.0	
Baldwin	28	178	35	15.0	15.0	16.0	16.0	
Belleville	33	180	39	15.0	16.0	16.3	16.6	
Belmont	23	180	29	14.3	14.5	16.0	17.0	
Benton	23	180	29	14.5	13.5	17.5	16.5	
Blair	40	180	42	15.0	14.0	18.0	17.0	
Bloomer	42	179	51	16.0	15.0	17.0	17.0	
Brillion	27	180	34	14.0	14.5	17.0	17.0	
Cadott	22	180	25	14.0	15.0	17.5	
Cambria	20	180	26	15.0	15.0	18.0	18.0	
Cashton	35	160	40	14.0	14.0	17.0	17.0	
Cedarburg	31	200	6	31	14.7	14.2	17.7	17.2	
Chetek	27	180	31	15.0	14.0	18.0	17.0	
Colby	39	176	51	15.0	14.0	18.0	16.0	
Cuba City	37	180	42	17.2	14.4	18.6	17.5	
Fairchild	30	180	37	14.0	13.0	17.0	16.0	
Fountain City	40	180	41	13.0	13.0	17.0	16.0	
Friendship	29	180	34	13.6	13.6	16.6	16.6	
Glenbuelah	21	180	27	14.6	14.6	16.5	16.5	

Statistical Tables.

Grantsburg	18	160	24								14.0	14.0	16.0	15.0
Hazel Green	19	180	24								14.8	14.8	17.0	17.0
Hillsboro	30	160	38								16.0	16.0	17.0	17.0
Humbird	13	180	18								14.0	14.0	17.0	17.0
Iola	28	180	39								15.0	15.0	18.0	16.0
Kiel	47	200	33	19							14.0	13.0	18.0	17.0
Linden	86	180	23								15.0	14.0	18.0	17.0
Lone Rock	22	180	30								15.0	13.0	18.0	17.0
Marion	26	180	32								14.0	13.5		
Merrillan	25	180	30								14.0	14.0	17.5	17.4
Middleton	27	180	33								13.4	13.5		16.0
Milton	32	180	36								13.7	14.0	19.5	17.8
Mt. Hope	17	180	25								14.0	14.0		18.0
Muscoda	33	180	35								14.0	14.0	17.0	17.0
Oakfield	32	180	35								13.5	13.0	17.0	16.5
Oakwood	14	180	15								15.0	14.0	18.0	17.0
Pepin	26	180	29								16.0	15.0		
Peshigo	46	180	56								15.0	15.0	17.0	17.0
Potosi	20	180											16.5	16.3
Reeseville	17	180	27								13.0		16.0	
Rosendale	32	178	39								15.0	15.0	17.0	16.0
Sextonville		155	55								14.0	13.0	18.0	16.0
Soldiers Grove		180	30								15.0	13.0	19.0	18.0
Stanley	24	180	29								14.0	14.0	15.5	16.0
Stockbridge	24	160	32								14.3	14.7	17.0	16.1
Thorp	26	179	38								14.0	13.0	17.0	14.0
Trempealeau	27	180	36								14.0	14.0	17.0	17.0
Unity	20	180	27								14.0	13.0	18.0	18.0
Verona	31	180	39								15.0	13.7	16.0	20.0
Viola	29	180	46								15.0	14.0	18.0	16.0
Waldo	46	180	56								15.0	15.0	18.0	18.0
Wilton	24	180	29								13.6	13.3	18.5	16.6
Wittenburg	27	180	27								15.0	14.0	17.0	17.0

Statistical Tables.

FREE HIGH SCHOOLS HAVING THREE YEARS COURSES, 1900-1901.

LOCATION.	Average yearly salary of assistants.	Total am't of salaries of principals and assistants.	TOTAL NUMBER OF PUPILS ENROLLED.			Does H. S. Dist. furnish text-books? If so, free, rented or sold?	High School apportionment, November, 1900.
			1st grade.	2d grade.	3d grade.		
Totals and averages ..	\$256 02	\$41,905 00	619	490	422	\$18,315 47
Almond	\$125 00	\$350 00	\$108 30
Amherst	750 00	No	361 05
Avoca	585 00	14	10	4	No	281 60
Baldwin	150 00	870 00	20	10	5	Free	433 25
Belleville	585 00	15	17	7	Sold	368 30
Belmont	315 00	1,015 00	13	4	12	No	476 60
Benton	135 00	795 00	13	9	7	No	335 05
Blair	680 00	10	12	20	Sold
Bloomer	150 00	900 00	20	19	12	Free	433 30
Brillion	765 00	5	9	20	Sold	368 30
Cadott	720 00	8	9	8	No	325 00
Cambria	180 00	945 00	15	8	3	No	416 90
Cashton	720 00	16	8	11	346 60
Cedarburg	650 00	1,637 50	10	8	19	Sold	481 40
Chetek	585 00	No	281 60
Colby	405 00	1,355 00	481 40
Cuba City	315 00	855 00	17	15	10	No	390 00
Fairchild	1,212 50	14	15	9	Free	481 40
Fountain City	720 00	28	8	5	No	325 00
Friendship	600 00	10	18	6	No	288 90
Glenbeulah	720 00	No	303 30

Statistical Tables.

Grantsburg		720 00	13	3	8	Free	281 60
Hazel Green		675 00	13	8	3	Sold	325 00
Hillsboro		700 00	16	17	5	Free	361 10
Humbird	50 00	635 00	8	6	4	Free	279 00
Iola		720 00	20	10	9	No	303 30
Kiel	450 00	1,200 00	14	14	10	Rented	481 40
Linden		630 00	10	14	7		303 30
Lone Rock		540 00				Free	260 00
Marion		720 00	9	15		Sold	346 60
Merrilan	70 00	880 00	12	7	11	No	418 90
Middleton		675 00	7	6	20	No	361 10
Milton	140 00	725 00	16	9	11	No	344 20
Mt Hope		585 00	17	6	2	Sold	390 00
Muscoda	100 00	775 00	14	14	7	No	381 30
Oakfield		800 00	15	8	12	No	385 20
Oakwood		675 00	2	10	4	No	266 00
Pepin		675 00	12	8	9	Free	325 00
Peshtigo	472 50	1,282 50	23	23	10	Free	433 30
Potosi	315 00	855 00	11	7	8	No	433 30
Reeseville		630 00	6	6	12		303 30
Rosendale		630 00	16	4	24	No	303 30
Sextonville	330 00	1,320 00				No	337 00
Soldiers Grove		585 00	12	7	11	No	260 00
Stanley		900 00	12	12	5	Free	433 30
Stockbridge		560 00	14	7	10	No	276 80
Thorp		720 00	10	7	21	Free	346 61
Trempealeau		720 00	20	11	5	No	346 61
Unity		600 00	8	12	7	Free	260 00
Verona		800 00	11	26	2	Sold	337 00
Viola		742 50				Free	238 30
Waldo		630 00	28	16	11	No	292 50
Wilton r		650 00	14	8	7	Sold	288 90
Wittenburg		585 00	8	10	9	Sold	325 00

Statistical Tables.

STATE SUPERINTENDENT.

FREE HIGH SCHOOLS HAVING THREE YEARS COURSES, 1900-1901.

LOCATION.	GRADUATES, 1900.		NO. GRADUATES, 1900, WHO HAVE TAUGHT SINCE.		GRADUATES THIS YEAR.		GRADUATES SINCE ORGANIZATION OF SCHOOL.		Is school on Univ. accredited list?	No. non-resident pupils during year.	Rate tuition for non-residents per month.	Total amount received for tuition.
	Male.	Fe-male.	Male.	Fe-male.	Male.	Fe. male.	Male.	Fe-male.				
Totals and av.	126	158	33	73	130	213	943	1,328		510	\$1 35	\$5,098 47
Almond					3	2	5	2	No	14	\$1 00	\$48 00
Amherst	2	5	2	4	1	4			No	14	1 00	96 00
Avoca	3	4		3			50	53	No	4	1 33	30 00
Baldwin	3	4		2	2	3	5	7	No	4	2 00	64 00
Belleville	2	4	1	3	3	3	25	36	No	14	1 60	163 00
Belmont	4	2			2	10	6	12	No	7	60	17 80
Benton	4	4		2	3	4	7	8	No	2	1 00	
Blair					3	4	3	4	No	16	1 50	168 00
Bloomer	2	2		2	5	6	29	47	No	15	1 50	182 24
Brillion	3				2	1	27	16	No	7	2 00	126 00
Cadott	3	2	2	2		7	15	42	No	3	1 00	
Cambria		3			1	2	2	5	No	7	1 66	
Cashton					4	1	4	1	No	8	2 00	42 00
Cedarburg					5	5	15	8	No	6	2 00	60 00
Chetek	2	2			1	3	28	35	No	4	1 00	28 00
Colby	2	6		1	7	1	32	42	No	18	1 50	195 12
Cuba City	2	4	1	1	5	4	19	21	No	6	1 50	78 00
Fairchild	1	3		1			19	23	No	4	1 00	28 00
Fountain City						5		5	No	5	1 50	58 00
Friendship	1		1		2	3	8	21	No	7	1 50	58 12

Statistical Tables.

REPORT OF THE

Glenbeulah	12	5	1	2	5	5	36	50	No	13	1 35	128 65
Grantsburg	1	4	1	2	2	6	3	10	No	4	2 00	49 00
Hazel Green	3	5		1		2	39	65	No	3	1 50	49 00
Hillsboro	4	1		1		5	23	42	No	9	1 50	100 55
Humbird	3		1		1		19	18	No	4	1 00	23 00
Iola	3	1			2	4	5	5	No	12	1 00	84 50
Kiel	8	3			7	6	44	29	No	17	2 00	320 00
Linden	2	4			2	4	23	37	No	4	1 00	80 25
Lone Rock	2	1		1	2	2	13	14	No	10	1 00	78 75
Marion				3			1	5	No	3		
Merrillan	3	4			6	5	28	53	No	6	1 20	35 00
Middleton	2	6		3		5			No	5	1 00	45 00
Milton	2	4		1	2	8	4	12	No	7	1 00	63 00
Mt. Hope		2			2	2	20	25	No	12	1 60	118 17
Muscoda		5		1	5	2	39	43	No	6	1 50	67 50
Oakfield	7	9	2	2	7	8	39	68	No	14	1 50	155 75
Oakwood	3	1			4	4	23	19	No	8	2 22	150 00
Pepin	4	1	2	1	4	5	30	46	No	6	1 60	84 00
Peshtigo		8		2		8	17	51	No	6		
Potosi	4	2			2	6	18	63	No	9	1 00	96 25
Reeseville		2			3		8	7	No	5	1 50	68 62
Rosendale	3	1			5	6	22	24	No	17	1 50	198 37
Sextonville	6	10	3	1	4	6	49	44	No	43	1 50	362 00
Soldiers Grove	4	1	2	1	5	6	13	8	No	9	1 50	196 00
Stanley	2	4	1	2	1	4	5	10	No	6	1 00	54 00
Stockbridge	1	2	6	9	1	6	14	25	No	12	1 50	111 10
Thorp	1	5	2	3		3	4	12	No	1	1 50	6 35
Trempealeau		5		3	1	3	18	28	No	3	1 50	37 25
Unity	2	1	1	1	1	1	19	23	No	5	2 00	41 50
Verona					1	1	1	1	No	6	1 33	61 00
Viola	2	5	1	4	2	5	14	16	No	26	1 50	225 00
Waldo	5	6	2	5	2	9	25	36	No	35	1 33	401 63
Wilton	3	5	1	3	4	3	17	42	No	12	1 00	98 00
Wittenberg					4	5	6	9	No	7	1 00	67 00

Statistical Tables.

STATE SUPERINTENDENT.

STATE TEACHERS' INSTITUTES JULY 1, 1900, TO JULY 1, 1901.

COUNTIES.	NUMBER ATTENDING.			Days institute.	Average daily attendance.	Average number of months taught.	NUMBER HAVING ATTENDED —			
	Males.	Females	Total.				College.	Normal school.	High school.	Common school only.
Totals.....	880	5,323	6,203	788	4,729	1,872	219	1,121	3,638	1,124
Adams.....	10	77	87	20	67	18	4	33	47
Barron.....	21	76	97	10	76	17	1	4	64	27
Bayfield.....	7	34	41	10	32	19	2	13	37	2
Brown.....	18	80	98	15	70	31	1	13	70	8
Buffalo.....	4	76	80	15	55	18	1	15	50	10
Burnett.....	2	47	49	15	37	15	4	26	17
Calumet.....	13	51	64	5	51	16	30	25	9
Chippewa.....	19	167	186	15	151	32	3	18	148	17
Clark.....	15	128	143	20	102	16	3	18	115	7
Columbia.....	11	157	168	10	148	25	23	76	43
Crawford.....	18	102	120	15	102	80	40
Dane.....	5	135	140	20	104	27	15	15	86	7
Dodge.....	25	101	126	15	116	23	8	10	85	22
Door.....	25	61	86	10	77	15	19	52
Douglas.....	1	46	47	5	35	43	2	31	14
Dunn.....	10	84	94	15	66	26	1	19	26	48
Eau Claire.....	9	44	53	10	43	36	2	8	40	3
Florence.....	2	16	18	2	15	22	3	11	12	1
Fond du Lac.....	12	138	150	10	120	35	8	58	73	11
Forest.....	8	8	5	5	28	1	2	5
Grant.....	12	118	130	10	108	18	3	34	84	9
Green.....	7	82	89	15	62	27	3	8	57	19

Statistical Tables.

REPORT OF THE

Green Lake	12	47	59	15	53	30	3	4	23	29
Iowa	7	105	112	10	98	39	4	12	85	11
Jackson	14	95	109	10	87	30	1	16	81	11
Jefferson	11	89	100	20	86	30	3	24	70	3
Juneau	14	96	110	15	97	30	1	5	99	4
Kenosha	15	55	70	10	50	2	20	25	8
Kewaunee	39	30	69	10	51	35	2	28	23	16
La Crosse	7	74	81	10	60	32	5	12	59	4
Lafayette	15	130	145	10	98	35	6	34	86	11
Langlade	11	83	94	10	87	11	2	10	60	24
Lincoln	4	42	46	10	37	21	3	33	9
Manitowoc	47	59	106	10	80	33	3	25	34	41
Marathon	15	57	72	10	53	34	9	35	16
Marinette	3	72	75	20	60	26	5	25	43	2
Marquette	7	61	68	15	49	24	1	9	46	12
Milwaukee	14	66	80	10	70	38	8	29	38	5
Monroe	8	133	141	20	116	25	10	100	30
Oconto	13	69	82	10	65	14	2	24	42	14
Oneida	2	30	32	4	28	22	3	26	3
Outagamie	4	101	105	15	69	124	3	15	67	20
Ozaukee	28	33	61	10	50	38	1	34	16	10
Pepin	7	37	44	10	32	23	4	30	10
Pierce	24	97	121	10	87	28	2	40	43	30
Polk	14	103	117	15	31	9	15	56	35
Portage	10	64	74	9	41	27	1	32	18	22
Price	5	39	44	10	29	23	1	9	17	17
Racine	6	95	101	10	92	31	20	18	56	7
Richland	16	91	107	10	66	26	1	10	68	28
Rock	4	117	121	15	101	30	4	16	87	4
St. Croix	26	118	144	10	105	11	75	48	21
Sauk	16	154	170	10	150	29	3	9	131	25
Sawyer	3	26	29	3	29	26	1	14	14
Shawano	13	84	97	15	67	18	1	4	71	21
Sheboygan	37	119	156	15	128	33	3	20	115	18
Taylor	15	62	77	15	68	37	1	6	48	22
Trempealeau	15	70	85	15	63	27	2	13	49	14

Statistical Tables.

STATE TEACHERS' INSTITUTES JULY 1, 1900, TO JULY 1, 1901 — Continued.

COUNTIES.	NUMBER ATTENDING.			Days insti- tute.	Average daily attend- ance.	Average number of months taught.	NUMBER HAVING ATTENDED —			
	Males.	Females	Total.				College.	Normal school.	High school.	Common school only.
Vernon.....	19	140	159	10	127	21	5	10	118	55
Vilas.....	4	21	25	5	23	18	1	7	17
Walworth.....	11	106	117	10	87	40	5	25	75	4
Washburn.....	6	34	40	15	25	32	10	24	1
Washington.....	31	69	100	10	72	34	2	25	67	6
Waukesha.....	12	80	92	10	88	35	33	20	34	5
Waupaca.....	27	107	134	15	108	26	1	16	75	23
Waushara.....	18	69	87	10	67	22	2	13	14	57
Wood.....	5	66	71	10	65	20	2	7	50	12

Statistical Tables.

TEACHERS' INSTITUTES, HELD UNDER THE PROVISIONS OF CHAPTER 331, LAWS OF 1895, AND LAWS AMENDATORY THERETO—1900-1901.

County.	No of such institutes held.	Names of conductors.	Total No. of days institute.	Total attendance.	Average daily attendance.	No. of evening lectures.	Names of lecturers.
Totals...	83		630½	5,538	79	36	
Adams	1	A. A. Upham, Ellen M. Bosworth.....	20	84	59		
Barron	1	H. A. Adrian, J. F. Sims	10	97	76		
Bayfield	1	Miss Smith	1	29			I. C. McNeill, Prof. Merrill.
Buffalo	1	H. A. Adrian, J. F. Sims	2	48	40	1	H. A. Adrian.
Burnett	1	G. J. Bowman, Hugh Hughes	15	48	37	3	
Calumet	3	C. P. Cary, F. E. Mitchell, W. C. Hewitt	4	75	60	1	
Chippewa	1	O. J. Schuster, Jno. Bergen, S. B. Tobey, F. K. Sechrist	10	212	198	1	W. H. Dudley.
Clark	1	C. E. Slothower, L. W. Wood, D. L. Hennessy	15	98	74		
Columbia ...	1	W. H. Cheever, C. E. Patzer	2	64	50		
Crawford ...	3	J. A. Pratt, Albert Hardy, Ella Pink	17	402	300	1	Albert Hardy.
Dane, 2d dist	1	Albert Hardy, R. B. Dickey, K. L. Hatch, G. Zeininger	15	149	115		
Dodge	2	A. J. Hutton, L. S. Keeley, H. A. Whipple, Elma La Trace	5				
Douglas	1	I. C. McNeill, E. W. Walker, — Smith	15	94	66		
Dunn	1	H. A. Adrian, D. E. Cameron, W. A. Clark	10	53	43	1	Chas. McKenny.
Eau Claire..	1	H. A. Adrian, Mrs. Mary D. Bradford	10	153	131	1	W. C. Hewitt.
Fond du Lac	1	C. E. Patzer, W. H. Hickok, A. M. Olson	5	8	5		
Forest	1	F. G. Kraege, R. A. Edgar	12	142	112		
Green	2	A. J. Hutton, A. A. Upham, H. C. Buell, H. C. Lawton, C. Hemingway	10	67	56	2	W. C. Hewitt, W. H. Cheever.
Green Lake.	1	W. C. Hewitt, W. H. Cheever	10	122	111		
Iowa	1	F. E. Doty, C. W. Smith, Mary I. McFadden	10	118	98		
Jackson	1	Mary D. Bradford, C. D. Kipp	17	267	115	5	{ W. H. Cheever, Adeline Churchill,
Jefferson	2	W. H. Cheever, D. O. Hibbard, H. L. Van Dusen, J. A. Hagemann, A. B. West, C. H. Dietz	15	110	97		{ D. O. Hibbard, H. L. Van Dusen.
Juneau	1	F. E. Doty, R. E. Loveland, C. R. Thomson	10	64	51	1	J. W. Stearns.
Kenosha	1	A. Hardy, Cornelia E. Rogers, Martina C. Erickson	10	69	51		
Kewaunee ..	1	W. C. Hewitt, A. M. Olson	10	81	60	1	J. C. Freehoff.
La Crosse...	1	Albert Hardy, Mary B. Huff					

Statistical Tables.

STATE SUPERINTENDENT.

TEACHERS' INSTITUTES, HELD UNDER THE PROVISIONS OF CHAPTER 331, LAWS OF 1895, AND LAWS AMENDATORY THERETO—1900-1001—Continued.

County.	No. of such institutes held.	Names of conductors.	Total No. of days institute.	Total attendance.	Average daily attendance.	No. of evening lectures.	Names of lecturers.
Lincoln	1	S. Y. Gillan, Moritz Mortenson.....	10	
Manitowoc..	4	C. McKenny, C. E. Patzer, F. E. Mitchell, W. H. Luehr.....	10	106	80	2	Dr. J. W. Stearns, Chas. McKenny.
Marathon ..	2	J. W. Livingston, Rosalia Bohrer, Karl Mathie, Taylor Frye.....	15	102	81	
Marinette...	1	M. A. Bussewitz, J. M. Bold.....	20	75	60	
Marquette...	1	M. H. Jackson, A. H. Fletcher.....	15	
Milwaukee..	2	C. E. Patzer, F. M. Jack, Chas. McKenny, C. P. Cary, W. H. Cheever.....	12	209	90	1	W. W. White.
Monroe.....	2	W. H. Cheever, F. E. Doty, C. R. Thomson	2	
Oconto.....	1	A. B. O'Neil, Mary I. McFadden.....	15	87	75	
Outagamie ..	2	G. H. Landgraf, H. E. Bolton, W. C. Hewitt, A. W. Trettein.....	16	144	105	1	Elizabeth Wilson.
Pepin.....	1	H. A. Adrian, Wm. Darling.....	2	49	45	1	H. A. Adrian.
Pierce.....	1	G. L. Bowman, C. J. Brewer, John Callahan	10	121	87	2	L. D. Harvey, G. L. Bowman,
Portage.....	1	W. H. Schultz, W. L. Bullock.....	9	74	41	
Price.....	1	S. Y. Gillan, Grace Geary.....	10	44	29	1	W. H. Dudley.
Racine.....	7	J. A. Hagemann, J. N. Foster, W. H. Hickok, W. H. Cheever, W. W. Storms.....	12	77	
Richland....	1	C. E. Patzer, J. B. Logue.....	5	39	31	
Rock, 1st...	1	H. C. Buell, A. A. Upham, R. E. Loveland, D. Throne, W. M. Ross.....	15	137	91	
Rock, 2d ..	1	H. L. Terry, A. P. Hollis, Mary C. Holt, Rosalia Hatherell.....	15	121	101	1	Albert Salisbury.
St. Croix....	1	J. F. Sims, John Callahan, W. F. Lusk...	15	102	80	
Sauk.....	1	H. L. Terry, T. W. Boyce, J. F. Bergen, W. Utendorfer.....	10	138	124	
Sawyer.....	1	H. A. Adrian, L. H. Clark.....	3	29	28	1	H. A. Adrian.
Shawano....	1	G. W. Gehrand, Wm. E. Anderson.....	15	80	50	1	
Sheboygan..	1	A. J. Hutton, H. F. Levetenz, Gertrude Zeininger.....	15	161	131	1	J. W. Stearns.
Taylor.....	1	T. W. Boyce, B. F. Oltman.....	15	77	68	1	
Trempeale'u	1	A. A. Upham, Charlotte Richmond, Ella Fink.....	15	85	63	

Statistical Tables.

REPORT OF THE

Vernon.....	2	F. A. Fletcher, Gertrude Zeininger, R. B. Dickie, W. A. Schultz, J. E. Phillips, J. C. McDowell.....	20	192	88		
Vilas.....	1	W. N. Parker.....	5	25			
Walworth...	1	Geo. C. Shutts, F. E. Mitchell, H. C. Buell, John N. Foster.....	10	117	87	1	Geo. C. Shutts.
Washburn...	1	W. L. Morrison, Geo. E. Bunsen.....	10	23	25		
Waukesha..	2	Geo. C. Shutts, S. B. Ray, J. C. McDowell.....	11	106	89		
Waupaca...	1	Mary D. Bradford, Taylor Frye, C. R. Showalter, C. B. Stanley.....	15	121	101		
Winnebago..	3	W. C. Hewitt, F. E. Mitchell, H. N. Goddard, E. E. Sheldon.....	12	139	39	4	W. C. Hewitt, Emily Webster, B. M. Dresden.
Wood.....	2	G. O. Banting, J. B. Borden, O. J. Leu, W. H. Schultz.....	15	104	45		

Statistical Tables.

Statistical Tables.

PRIVATE SCHOOLS, 1900-1901.

CITIES— Under City Superintendents.	No. of schools.	TEACHERS.		Pupils 7 to 14 attending 12 weeks or more.
		Men.	Women.	
Totals	213	133	708	36,816
Antigo	2		6	206
Appleton	7	8	22	1,054
Ashland	3	5	12	647
Baraboo				
Beaver Dam	3	1	5	322
Beloit				
Berlin	3	2	4	295
Brodhead				
Chippewa Falls	3		17	647
Columbus	1	1	1	25
De Pere	2		6	
Eau Claire	9	7	18	230
Fond du Lac	7	6	22	615
Grand Rapids	2	1	4	140
Green Bay	5	1	14	763
Hudson				
Janesville	2	3	5	220
Kaukauna	2		17	746
Kenosha	6			737
La Crosse	9			937
Madison	5	10	25	603
Marinette	4	1	14	451
Menasha	4	1	14	721
Menomonie	3			
Merrill	4	3	8	302
Milwaukee	73	57	398	20,408
Mineral Point	1		2	35
Monroe				
Neeah	1	1	1	110
New London	2	1	5	179
Oconto	3	1	8	412
Onalaska				
Oshkosh	8			1,440
Portage	2	2	5	285
Prairie du Chien				
Racine	9	7	27	969
Reedsburg	2	2		62
Rice Lake	1			75
Ripon				
Sheboygan	7			1,458
Stanley				
Stevens Point	3		13	555
Sturgeon Bay	1		3	125
Superior	3		16	699
Tomahawk				
Watertown	5	8	7	
Waupaca				
Wausau	5	4	7	363
Whitewater	1		2	40

Statistical Tables.

PRIVATE SCHOOLS, 1900-1901.

COUNTIES—Exclusive of Cities.	No of schools.	TEACHERS.		PUPILS 7-14.	
		Men.	Women.	Not attended public schools.	Have attended 12 weeks or more.
Totals	405	214	426	14,016	14,260
Adams					
Ashland	2	2		62	45
Barron					
Bayfield	2		8	485	
Brown	10	3	12	133	221
Buffalo	3		9	67	94
Burnett					
Calumet	17	4	30	744	831
Chippewa	4	2	5	156	81
Clark	8	4	5		3
Columbia					
Crawford					
Dane	7	1	11	468	321
Dodge	28	20	9	342	671
Door	5	2	4	118	98
Douglas					
Dunn	3	3		5	16
Eau Claire	4	4	1		41
Florence					
Fond du Lac	19	7	18	604	763
Forest					
Gates					
Grant	6	1	11	230	195
Green					
Green Lake	2	1	2	193	301
Iowa	3	3	17	167	88
Iron					
Jackson	3	2	2	34	42
Jefferson	14	12	7	352	420
Juneau	4	2	6	37	74
Kenosha	4	4	18	285	168
Kewaunee	8	3	9	325	330
La Crosse	11	9	3	89	263
Lafayette					
Langlade					
Lincoln					
Manitowoc	31	9	46	2,064	2,063
Marathon	11	5	8	382	267
Marquette					
Marquette	2	1	2	58	68
Milwaukee	14	7	13	562	745
Monroe	8	4	9	214	219
Oconto	1	1			103
Oneida	1		6	295	225
Outagamie	13	7	14	305	375
Ozaukee	14	7	11	690	317
Pepin	1		3	74	51
Pierce	2		4	25	42
Polk					
Portage	2		1		33
Price					
Racine	7	5	15	379	361
Richland					
Rock	3	1	1	90	79
St. Croix	1		2	65	27
Sauk	7	5	5	303	294
Sawyer					
Shawano	12	9	7	605	373
Sheboygan	23	17	8	658	610
Taylor					
Trempealeau	3		8	201	299
Vernon	6	5		24	14
Vilas	2	1	1	85	61
Walworth	1		19	41	22
Washburn					
Washington	29	14	31	683	1,064
Waukesha	11	3	4	132	491
Waupaca	18	12	4	88	127
Waushara	6	4	2	97	111
Winnebago					
Wood	9	8	15	1,000	811

Statistical Tables.

APPORIONMENT OF SCHOOL FUND.

Counties.	December, 1900.	December, 1901.
Totals	\$816,278 21	\$1,639,625 01
Adams	3,716 29	7,447 45
Ashland	6,679 26	14,526 53
Barron	10,574 08	21,506 30
Bayfield	4,404 85	9,044 59
Brown	19,798 98	38,957 94
Buffalo	7,124 52	13,974 99
Burnett	3,259 83	6,942 29
Calumet	7,674 74	15,073 60
Chippewa	13,819 43	24,281 45
Clark	10,693 54	22,984 32
Columbia	11,372 04	22,364 41
Crawford	7,082 14	13,882 34
Dane	25,157 99	50,418 12
Dodge	18,376 06	35,948 99
Door	8,103 28	16,061 88
Douglas	10,567 41	20,414 32
Dunn	10,862 06	21,309 94
Eau Claire	13,389 76	27,054 38
Florence	1,303 48	2,543 52
Fond du Lac	18,362 67	36,176 20
Forest	360 47	926 52
Gates	4,745 10
Grant	14,567 15	28,684 61
Green	8,488 30	15,283 18
Green Lake	6,471 67	12,547 72
Iowa	9,165 71	17,570 80
Iron	2,286 68	4,884 09
Jackson	7,329 87	14,316 93
Jefferson	14,436 58	28,192 66
Juneau	8,261 74	16,211 89
Kenosha	8,141 22	16,086 15
Kewaunee	7,796 36	15,060 36
La Crosse	17,075 91	33,745 19
Lafayette	8,247 27	16,015 57
Langlade	5,296 55	11,228 56
Lincoln	6,893 53	14,422 82
Manitowoc	17,762 27	35,741 61
Marathon	19,565 71	40,579 38
Marquette	12,233 60	26,006 54
Marquette	4,625 81	8,865 92
Milwaukee	126,325 61	258,924 83
Monroe	11,308 42	22,214 43
Oconto	9,125 54	18,589 96
Oneida	2,956 29	6,589 33
Outagamie	18,897 24	37,314 48
Ozaukee	7,184 81	14,127 23
Pepin	3,156 05	6,273 87
Pierce	9,422 39	18,748 77
Polk	7,659 11	15,552 30
Portage	13,320 56	27,195 56
Price	3,394 88	8,029 84
Racine	16,500 07	34,585 68
Richland	7,472 75	14,581 66
Rock	17,425 22	36,137 66
St. Croix	11,178 97	22,015 90
Sauk	12,643 15	25,188 10
Sawyer	1,056 85	2,384 69
Shawano	11,548 36	23,476 27
Sheboygan	20,660 52	40,998 52
Taylor	4,580 07	9,732 89
Trempealeau	9,778 39	19,507 65
Vernon	11,413 34	22,432 81
Vilas	1,062 43	2,583 23
Walworth	9,470 39	18,563 49
Washburn	2,194 06	4,681 11
Washington	10,119 89	19,970 93
Waukesha	12,868 61	24,482 20
Wauwata	12,998 04	25,724 19
Waushara	6,255 17	12,516 87
Winnebago	21,500 87	41,437 52
Wood	11,471 35	23,043 88

Statistical Tables.

COLLEGES, ACADEMIES, AND SEMINARIES, 1900-1901.

Corporate name.	Location.	When founded.	Religious denomination.	President or principal.
Beloit College	Beloit	1847	Presbyterian and Congregational.	George L. Collie (acting).
Concordia College.	Milwaukee ..	1881	Lutheran	M. J. F. Albrecht.
Evansville Sem ..	Evansville ...	1880	Free Methodist.....	A. H. Stilwell.
German-English Academy	Milwaukee	1851	None	Emil Dapprich.
Lawrence Univ.	Appleton	1874	Interdenominational.	Samuel Plantz.
Marquette College.	Milwaukee	1894	Roman Catholic	A. J. Burrowes.
Milton College	Milton	1867	Seventh-day Baptist.	Wm. C. Whitford.
Milwaukee Acad ..	Milwaukee	1864	Non-sectarian	Julius H. Pratt, Jr.
Milwaukee-Downer College	Milwaukee	1895	Congregational and Presbyterian	Ellen C. Sabin.
Mission House of Ref. Ch. in U. S.	Franklin	1859	Reformed	H. A. Muehlmeier.
Nat. German-Am. Teachers' Sem ..	Milwaukee ..	1878	None	Emil Dapprich.
North Wis. Acad.	Ashland	1892	Interdenominational	M. J. Fenenga.
St. Lawrence Coll.	Mt. Calvary ..	1861	Catholic	A. Wilmer.
St. Mary's Acad ...	Pra. du Chien	1872	Roman Catholic	Sister M. Seraphia.

COLLEGES, ACADEMIES AND SEMINARIES — 1900-1901.

CORPORATE NAME.	STUDENTS DURING YEAR.			WHOLE NO. GRADUATES.			GRADUATES THIS YEAR.		
	Male.	Fem.	Total	Male.	Fem.	Total	Male.	Fem.	Total
Totals	1,586	790	2,376	1,813	471	2,853	136	53	189
Beloit College	306	84	390	632	44	676	37	11	48
Concordia College	233	233	289	289	35	35
Evansville Seminary	80	89	169	62	70	132	2	2	4
German English Academy	73	75	148	4	11	15
Lawrence Univ. of Wis.	241	166	407	569	16	10	26
Marquette College	230	230	124	124	6	6
Milton College	58	83	141	159	124	283	1	2	3
Milwaukee Academy	94	94	156	156	9	9
Milwaukee-Downer College	166	166	12	12	5	5
Mission House of Ref. Ch.	67	4	71	9	9
Nat. German-Am: Teachers' Sem.	12	23	34	72	82	154	3	5	8
North Wisconsin Academy	34	35	69	8	9	17	4	5	9
St. Lawrence College	158	158	311	311	10	10
St. Mary's Academy	65	65	130	130	2	2

Statistical Tables.

COLLEGES, ACADEMIES, AND SEMINARIES, 1900-1901.

CORPORATE NAME.	In English courses.	In classic courses.	In natural science.	Preparing for college	LIBRARY.	
					No. volumes	Vols. purchased this year.
Totals	314	814	421	1,007	90,757	6,136
Beloit College		79	148	179	28,106	1,385
Concordia College		131		102	4,000	
Evansville Seminary	5	25	10	10	500	25
German English Academy					1,635	132
Lawrence Univ. of Wis.		145	47	128	18,362	2,112
Marquette College	47	183	24	127	9,950	40
Milton College		35	13	93	8,087	192
Milwaukee Academy	39	15	39	38	1,000	30
Milwaukee-Downer Coll.				166	4,932	338
Mission House of Ref. Ch.		29		21	6,000	400
National German-American Teachers' Sem.	35				1,635	132
North Wis. Academy	20	12	40	7	3,000	1,100
St. Lawrence College	158	134	91	134	2,950	150
St. Mary's Academy	10	26	9	2	600	100

COLLEGES, ACADEMIES AND SEMINARIES, 1900-1901.

CORPORATE NAME.	APPRAISED VALUE.				
	Of site.	Land not including site.	Of buildings.	Apparatus, etc.	Of endowment.
Totals	\$624,082 99	\$237,525 27	\$980,113 78	\$108,358 29	\$1,557,963 38
Beloit College	\$60,000 00	\$80,025 27	\$305,951 08	\$25,000 00	\$875,920 90
Concordia College	90,000 00		70,600 00	1,500 00	1,500 00
Evansville Seminary	4,200 00		17,500 00	804 95	2,000 00
Germ. English Academy	22,732 99		50,621 33	7,708 00	5,811 56
Lawrence Univ. of Wis.	245,000 00	48,000 00	140,000 00	28,500 00	240,000 00
Marquette College	130,000 00	80,000 00	50,600 00	2,700 00	3,800 00
Milton College	3,250 00	1,000 00	25,041 37	8,737 44	83,244 66
Milwaukee Academy	23,000 00		11,000 00	1,000 00	
Milwaukee-Downer Coll.	35,000 00		145,000 00	15,000 00	160,000 00
Mission House Ref. Ch.	500 00	4,000 00	30,000 00	1,000 00	15,000 00
National German Amer. Teachers' Seminary		20,000 00		7,708 00	170,686 26
North Wis. Academy	1,500 00	560 00	30,000 00	5,000 00	
St. Lawrence College	8,000 00	4,000 00	55,000 00	2,500 00	
St. Mary's Academy	900 00		50,000 00	1,200 00	

Statistical Tables.

COLLEGES, ACADEMIES AND SEMINARIES, 1900-1901.

CORPORATE NAME.	RECEIPTS.			
	Contributions.	From funds and endowment.	Tuition and fees.	Total
Totals	\$61,529 79	\$77,186 12	\$122,020 64	\$260,736 55
Beloit College		\$29,000 00	\$11,345 30	\$40,345 30
Concordia College		75 00		75 00
Evansville Seminary			2,196 85	2,196 85
German English Academy	\$1,174 92	2,800 00	4,602 24	8,577 16
Lawrence Univ. of Wis.	18,000 00	18,800 00	13,000 00	49,800 00
Marquette College		157 25	9,000 00	9,157 25
Milton College	3,280 87	7,618 62	2,221 25	13,120 74
Milwaukee Academy	45 00		10,255 60	10,300 00
Milwaukee-Downer College ..	26,000 00	7,140 00	49,836 00	82,976 00
Mission House of Ref. Church	10,029 00	1,931 00	1,864 00	13,824 00
Nat'l German-Amer. Teachers' Seminary		9,664 25		9,664 25
North Wisconsin Academy ...	3,000 00		1,200 00	4,200 00
St. Lawrence College			12,000 00	12,000 00
St. Mary's Academy			4,500 00	4,500 00

COLLEGES, ACADEMIES, AND SEMINARIES, 1900-1901.

CORPORATE NAME.	DISBURSEMENTS.			
	Paid for instruction.	Building and repairs.	Incidental.	Total.
Totals	\$92,059 94	\$91,322 97	\$62,300 05	\$245,682 96
Beloit College	\$31,223 77	\$4,920 00	\$7,425 00	\$43,568 77
Concordia College	8,850 00	46,000 00		54,850 00
Evansville Seminary	1,741 88	350 00		2,091 88
German English Academy	5,500 00	265 54	1,636 02	7,401 56
Lawrence Univ. of Wisconsin				
Marquette College	1,140 75	2,489 40		3,630 15
Milton College	5,472 94	548 03	7,099 77	13,120 74
Milwaukee Academy	6,900 00	150 00	2,250 00	9,300 00
Milwaukee-Downer College ..	13,889 00	31,000 00	29,000 00	83,889 00
Mission House of Ref. Church	5,500 00	2,000 00	600 00	8,100 00
Nat. Ger. Am. Teachers' Sem.	7,891 60		3,889 26	11,780 86
North Wis. Academy	3,200 00	600 00	400 00	4,200 00
St. Lawrence College	750 00			750 00
St. Mary's Academy		3,000 00		3,000 00

Statistical Tables.

CENSUS STATISTICS, 1901-1902.

COUNTIES — Exclusive of cities under city superin- tendents.	CHILDREN BETWEEN 4 AND 20.			CHILDREN BETWEEN 7 AND 14.		
	Male.	Female.	Total.	No. of such children	No. who attended public school 12 weeks or more.	No. who attended private school 12 weeks or more.
Totals....	252,500	241,269	493,769	247,746	205,224	22,095
Adams	1,726	1,572	3,298	1,697	1,438	1
Ashland	1,288	1,144	2,432	1,360	1,175	83
Barron	4,683	4,495	9,178	4,720	3,884	64
Bayfield	2,273	2,119	4,392	2,432	2,041	290
Brown	5,164	4,922	10,086	4,708	3,337	711
Buffalo	3,249	3,085	6,334	3,158	2,681	107
Burnett	1,850	1,589	3,439	1,748	1,155
Calumet	3,359	3,239	6,598	3,096	2,169	992
Chippewa	3,644	3,391	7,035	3,612	2,756	416
Clark	5,645	5,405	11,050	5,581	4,512	179
Columbia	3,850	3,744	7,594	3,716	3,395	60
Crawford	2,646	2,589	5,235	2,638	2,233	2
Dane	8,795	8,322	17,117	8,746	7,087	693
Dodge	6,699	6,395	13,094	6,456	5,151	1,283
Door	3,081	2,932	6,013	3,040	3,814	147
Douglas	896	857	1,753	979	857
Dunn	3,972	3,787	7,759	3,882	3,118	88
Eau Claire	3,050	2,741	5,791	2,978	2,494	161
Florence	598	569	1,167	588	564	1
Fond du Lac... ..	5,197	4,918	10,115	4,880	3,900	813
Forest	296	285	581	346	288	12
Gates	1,440	1,291	2,731	1,382	1,122	9
Grant	6,465	6,523	12,988	6,561	5,592	494
Green	3,122	2,876	5,998	3,072	2,845	44
Green Lake	2,146	1,952	4,098	2,104	1,686	222
Iowa	3,462	3,321	6,783	3,426	2,947	140
Iron	1,192	1,167	2,359	1,307	1,248	12
Jackson	3,406	3,166	6,572	3,296	2,802	71
Jefferson	4,826	4,743	9,569	4,625	4,143	595
Juneau	3,775	3,739	7,514	3,669	3,166	116
Kenosha	1,811	1,777	3,588	1,862	1,457	267
Kewaunee	3,354	3,396	6,750	3,136	2,572	328
La Crosse	2,319	2,262	4,581	2,198	1,892	116
Lafayette	3,693	3,538	7,231	3,497	2,862	110
Langlade	1,683	1,540	3,223	1,769	1,385	44
Lincoln	1,172	1,217	2,389	1,406	1,227	6
Manitowoc	8,259	8,028	16,287	7,913	5,461	2,113
Marathon	6,899	6,741	13,640	6,835	5,838	648
Marinette	3,293	3,122	6,415	3,498	2,754	112
Marquette	2,088	2,039	4,127	2,033	1,631	76
Milwaukee	6,913	6,703	13,616	6,793	4,967	1,585
Monroe	5,144	5,066	10,210	5,057	4,336	288

Statistical Tables.

CENSUS STATISTICS, 1901-1902—Continued.

COUNTIES— Exclusive of cities under city superin- tendents.	CHILDREN BETWEEN 4 AND 20.			CHILDREN BETWEEN 7 AND 14.		
	Male.	Female.	Total.	No. of such children	No. who attended public school 12 weeks or more.	No. who attended private school 12 weeks or more.
Oconto.....	3,486	3,273	6,759	3,516	2,879	73
Oneida.....	1,426	1,451	2,877	1,767	1,326	282
Outagamie.....	4,875	4,534	9,409	4,546	3,548	706
Ozaukee.....	3,248	3,087	6,335	3,116	2,285	860
Pepin.....	1,453	1,356	2,809	1,415	1,131	81
Pierce.....	4,264	4,157	8,421	4,303	3,720	47
Polk.....	3,722	3,492	7,214	3,514	2,918	40
Portage.....	4,316	4,032	8,348	4,030	2,971	245
Price.....	2,043	1,997	4,040	2,173	1,879	33
Racine.....	2,915	2,664	5,579	2,929	2,131	426
Richland.....	3,341	3,225	6,566	2,617	3,153	38
Rock.....	4,735	4,429	9,164	4,453	3,961	250
St. Croix.....	4,521	4,424	8,945	4,509	3,628	80
Sauk.....	4,634	4,348	8,982	4,220	3,671	415
Sawyer.....	547	537	1,084	523	461	14
Shawano.....	5,692	5,407	11,099	5,533	4,170	460
Sheboygan.....	5,114	4,905	10,019	5,081	4,170	783
Taylor.....	2,319	2,274	4,593	2,280	1,846	185
Trempealeau.....	4,424	4,233	8,657	4,417	3,363	271
Vernon.....	5,265	4,836	10,101	4,865	3,907	41
Vilas.....	656	569	1,225	612	581
Walworth.....	4,002	3,799	7,801	3,816	3,601	9
Washburn.....	1,241	1,171	2,412	1,356	1,138	2
Washington.....	4,412	4,409	8,821	4,245	3,209	1,244
Waukesha.....	5,839	5,509	11,348	6,110	5,141	501
Waupaca.....	5,097	4,875	9,972	4,976	4,279	232
Waushara.....	3,064	2,799	5,863	2,804	2,380	132
Winnebago.....	2,848	2,842	5,690	2,810	2,408	203
Wood.....	4,578	4,328	8,906	4,410	3,087	943

Statistical Tables.

ENROLLMENT AND ATTENDANCE, 1901-1902.

COUNTIES— Exclusive of cities under city super- intendents.	ENROLLMENT IN PUBLIC SCHOOLS.				
	Number between 4 and 20.	Under 4.	Over 20.	<i>Total number who have attended public school.</i>	
				Male.	Female.
Totals	321,607	236	231	162,636	159,135
Adams	2,652		1	1,343	1,310
Ashland	1,654			873	781
Barron	6,500	2	3	3,212	3,293
Bayfield	3,154	1	2	1,580	1,577
Brown	4,859	2	1	2,511	2,351
Buffalo	4,368		1	2,243	2,126
Burnett	2,100	2	4	1,079	1,027
Calumet	3,403	1	5	1,753	1,656
Chippewa	4,323	1	2	2,134	2,197
Clark	7,260	11	4	3,586	3,689
Columbia	6,009	15	8	3,018	3,014
Crawford	3,982	17	1	1,899	2,101
Dane	11,371	13	9	5,808	5,585
Dodge	8,076	4	6	4,182	3,904
Door	3,796	5	1	1,956	1,846
Douglas	1,337	1	1	698	641
Dunn	5,607		4	2,849	2,762
Eau Claire	3,803	1	4	1,982	1,826
Florence	934			467	467
Fond du Lac	6,049	3	3	3,079	2,976
Forest	500		1	251	250
Gates	1,856		4	934	926
Grant	9,260	2	14	4,564	4,712
Green	4,546	5		2,384	2,167
Green Lake	2,542	3	1	1,256	1,290
Iowa	5,385	1	1	2,773	2,614
Iron	1,926	10		933	1,003
Jackson	4,525	4	7	2,284	2,252
Jefferson	6,084	14	4	3,109	2,993
Juneau	5,421		2	2,626	2,797
Kenosha	2,187			1,095	1,092
Kewaunee	4,005	12	1	2,050	1,968
La Crosse	2,850	2	7	1,429	1,430
Lafayette	5,464	1		2,778	2,687
Langlade	2,121	1	1	1,009	1,114
Lincoln	1,727		1	852	876
Manitowoc	8,769	5		4,566	4,208
Marathon	7,577	9	1	3,687	3,900
Marinette	4,214			2,155	2,059
Marquette	2,883	2	1	1,417	1,469

Statistical Tables.

ENROLLMENT AND ATTENDANCE, 1901-1902—Continued.

COUNTIES— Exclusive of cities under city super- intendents.	ENROLLMENT IN PUBLIC SCHOOLS.				
	Number between 4 and 20.	Under 4.	Over 20.	<i>Total number who have attended public school.</i>	
				Male.	Female.
Milwaukee.....	6,771	3	3,376	3,395
Monroe.....	7,212	3	23	3,621	3,617
Oconto.....	4,303	1	2,081	2,223
Oneida.....	2,055	2	1	1,020	1,038
Outagamie.....	5,394	3	2,774	2,623
Ozaukee.....	3,162	1	1,704	1,459
Pepin.....	2,020	1,042	978
Pierce.....	6,045	16	3,099	2,962
Polk.....	4,998	5	2,525	2,478
Portage.....	4,558	5	4	2,304	2,263
Price.....	2,921	5	2	1,438	1,490
Racine.....	3,226	4	1,662	1,568
Richland.....	5,519	3	5	2,789	2,738
Rock.....	6,433	2	2	3,252	3,185
St. Croix.....	6,232	10	11	3,139	3,114
Sauk.....	6,062	3	2	3,098	2,969
Sawyer.....	794	393	401
Shawano.....	6,314	2	1	3,214	3,103
Sheboygan.....	6,053	2	3,109	2,946
Taylor.....	2,938	1,440	1,498
Trempealeau.....	5,591	3	6	2,861	2,759
Vernon.....	7,407	3	17	3,839	3,588
Vilas.....	1,070	2	566	506
Walworth.....	6,224	17	3	3,131	3,113
Washburn.....	1,666	858	808
Washington.....	4,862	11	2,521	2,352
Waukesha.....	7,408	3	5	3,824	3,592
Waupaca.....	6,644	5	3,379	3,270
Waushara.....	3,919	5	2	2,003	1,923
Winnebago.....	3,735	5	3	1,960	1,843
Wood.....	4,987	2,570	2,417

TEACHERS' CERTIFICATES, 1901-1902.

COUNTIES— Exclusive of cities under city superin- tendents.	CERTIFICATES GRANTED BY COUNTY SUPERINTENDENTS.							Applicants refused cer- tificates.	Limited certificates granted.	Teachers holding state certificates.	Normal school gradu- ates.	No. who have attended Normal school.	Amount of fees col- lected at examinations	Amount received for certificates granted in other counties.	Amount received for countersigning free high school diplomas.
	1st grade.		2d grade.		3d grade.		Total.								
	To men.	To women.	To men.	To women.	To men.	To women.									
Totals.....	109	311	252	1,290	678	4,326	6,966	1,232	519	772	931	1,571	\$8,121	\$358	\$68
Adams			1	8	8	88	105	14	16	1	...	10	\$130	\$5
Ashland		3	12	6	20	41	13	7	7	15	54	3
Barron	1	1	2	25	16	77	122	31	1	27	8	37	154	7	\$2
Bayfield	1	3	1	11	7	26	49	1	3	29	30	15	42	10
Brown		2	1	19	8	33	63	26	10	6	24	86	3
Buffalo	2	7	12	29	8	27	85	5	2	1	3	25	92	10
Burnett.....		1	4	18	5	29	57	2	2	5	57
Calumet		1	3	2	13	68	87	20	6	5	43	109
Chippewa	2	10	1	19	3	43	78	5	7	11	9	144	4
Clark	1	4	1	22	12	64	104	22	10	16	14	17	136	8	2
Columbia	1	3	3	14	16	139	176	33	29	6	7	40	240	2
Crawford	2	3	1	18	9	70	103	56	6	12	12	159
Dane	6	9	10	84	17	183	309	21	7	49	31	46	378	10
Dodge		4	16	35	27	129	211	29	9	25	16	18	252	5	5
Door	4	2	4	5	12	32	59	8	7	74
Douglas.....		6	8	36	50	20	8	8	37	70
Dunn	5	25	5	69	104	13	4	2	7	64	112	5
Eau Claire	1	1	6	3	29	40	13	15	11	8	10	72	3	6

Statistical Tables.

Florence.....				4	1	10	15	2	3	8	8	7	11	4
Fond du Lac.....	1	2	2	21	15	86	127	26	31	16	13	58	185
Forest.....	1	2	1	3	1	9	17	4	4	6	15	6
Gates.....	4	9	2	16	4	24	59	6	2	7	5	4	25	29
Grant.....		4	5	56	15	119	199	12	2	65	52	87	212	4	1
Green.....	3	7	3	20	9	137	179	19	7	19	18	21	183	15	1
Green Lake.....	1	3	3	9	8	53	77	7	7	6	6	84	4
Iowa.....	1	4	5	38	13	50	111	49	18	19	14	12	170	8	5
Iron.....		1	3	10	1	17	32	43	10	10	25	7
Jackson.....		2	7	25	6	41	81	25	12	1	16	19	114	4
Jefferson.....		5	11	34	12	90	152	30	7	8	18	25	173	2
Juneau.....	2	4	2	17	10	89	124	40	14	27	22	9	154	7	2
Kenosha.....	1	3	12	7	41	64	20	4	4	3	43	88
Kewaunee.....	5	1	6	1	26	21	60	14	5	5	17	74
La Crosse.....	1	10	10	7	37	65	2	4	9	8	67	2	1
La Fayette.....	7	1	7	25	6	59	105	20	8	1	29	30	125	3
Langlade.....	2	2	12	2	42	60	8	9	3	4	5	70	5
Lincoln.....	1	12	1	19	1	29	63	17	8	5	81	2
Manitowoc.....	1	3	8	48	44	104	21	11	40	20	120
Marathon.....	2	6	11	23	22	82	146	17	7	4	35	153	10
Marinette.....	1	5	4	18	5	78	111	3	11	10	30	114	3
Marquette.....	1	1	3	7	7	47	66	8	8	6	6	16	79	3	1
Milwaukee.....	4	12	4	24	5	39	88	4	1	2	57	20	75
Monroe.....	3	9	9	37	8	47	113	8	41	28	19	15	154	8	3
Oconto.....	1	3	2	2	8	80	96	8	43	5	4	22
Oneida.....	2	6	2	17	27	1	1	17	16	9	28	6
Outagamie.....	2	9	3	28	12	93	147	21	5	1	5	25	158	10
Ozaukee.....	2	1	7	23	23	34	67	22	1	17	12	31	83	2
Pepin.....	1	4	18	1	26	50	9	3	6	4	56
Pierce.....	4	6	4	17	13	74	118	17	18	3	16	10	119	13	3
Polk.....	2	7	2	21	10	86	128	24	14	11	9	19	141	11
Portage.....	1	2	3	20	5	81	112	36	4	2	67	148
Price.....	2	3	1	28	37	71	5	5	17	16	13	62	14	2
Racine.....	1	1	3	8	6	43	62	20	5	10	18	7	81
Richland.....	1	2	22	8	51	84	44	5	3	14	8	133	4	5
Rock.....	1	25	4	37	13	181	261	11	8	31	18	58	254	18	5

Statistical Tables.

TEACHERS' CERTIFICATES, 1901-1902.--Continued.

COUNTIES— Exclusive of cities under city superin- tendents.	CERTIFICATES GRANTED BY COUNTY SUPERINTENDENTS.						Total.	Applicants refused certificates.	Limited certificates granted.	Teachers holding state certificates.	Normal school gradu- ates.	No. who have attended Normal school.	Amount of fees col- lected at examinations	Amount received for certificates granted in other counties.	Amount received for countersigning free high school diplomas.
	1st grade.		2d grade.		3d grade.										
	To men.	To women	To men.	To women.	To men.	To women.									
St. Croix	3	20	1	37	6	46	113	9	14	2	24	94	\$139	\$1
Sauk	1	6	2	19	14	97	139	35	4	2	4	2	142	1
Sawyer	1	2	8	11	2	6	8	12	4
Shawano	5	2	11	11	74	103	25	5	1	7	20	128	11
Sheboygan.....	2	4	8	12	26	42	94	59	1	18	21	132	1	1
Taylor	2	13	9	34	58	53	2	3	12	14	102	9
Trempealeau.....	1	6	2	26	8	55	98	15	7	19	14	15	113
Vernon.....	4	3	7	19	25	123	186	23	20	22	13	2	209	6	1
Vilas.....	2	4	3	3	7	19	10	10	15	14	5	1
Walworth	2	5	18	4	82	111	5	6	33	20	116
Washburn	1	4	11	3	21	40	2	4	4	19	30	10	2
Washington	4	6	8	11	13	37	79	22	22	12	35	113	8	6
Waukesha.....	3	2	8	21	13	78	125	24	1	44	34	149
Waupaca.....	2	3	3	9	14	123	154	14	29	153	15
Waushara	1	10	5	16	5	80	117	14	9	14	8	14	131	4	5
Winnebago	4	5	2	26	7	62	106	10	8	4	15	41	122	2	1
Wood.....	6	2	20	5	96	129	12	23	29	24	14	141	3	3

Statistical Tables.

REPORT OF THE

TEACHERS AND TOWNSHIP LIBRARIES, 1901-1902.

COUNTIES— Exclusive of cities under city superin- tendents.	TEACHERS.					TOWNSHIP LIBRARIES.			
	Teachers employed.			Teachers' average wages per month.		Amount ex- pended dur- ing year.	No. volumes purchased during year.	Whole No. purchased since 1887.	Whole amount ex- pended for books since 1887.
	Male.	Female.	Total.	For men.	For women.				
Totals	1,819	8,485	10,304	\$50 93	\$33 19	\$45,893 75	74,830	529,343	\$287,330 14
Adams	14	115	129	\$34 44	\$23 43	\$333 87	742	5,222	\$2,768 46
Ashland	10	42	52	50 34	38 71	226 50	487	2,005	1,358 05
Barron	34	175	209	46 04	30 14	859 12	1,543	7,845	3,096 52
Bayfield	21	79	100	49 25	41 80	604 60	432
Brown	19	78	97	42 41	31 41	907 26	1,363	11,892	8,659 29
Buffalo	39	94	133	48 60	40 00	595 40	1,025	8,761	5,183 26
Burnett	14	69	83	40 35	30 50	274 36	478	3,670	1,526 50
Calumet	20	68	88	43 22	30 17	627 84	1,037	9,569	6,191 29
Chippewa	14	159	173	52 44	32 00	676 56	1,370	9,041	4,919 63
Clark	38	178	216	46 17	32 50	958 06	1,192	5,800	3,347 11
Columbia	46	229	275	48 59	28 66	794 60	1,346	10,620	3,365 86
Crawford	25	119	145	42 40	23 37	523 33	783	7,489	5,993 60
Dane	37	347	384	50 34	31 81	1,736 68	3,059	24,647	14,785 08
Dodge	69	200	269	44 14	30 02	1,407 04	2,602	18,354	7,362 83
Door	24	57	81	38 00	34 30	598 59	988	7,248	3,738 33
Douglas	6	46	52	53 72	40 37	136 35	280	1,768	910 73
Dunn	27	158	185	42 57	30 97	644 17	1,106	7,690	4,633 17
Eau Claire	22	116	138	49 77	33 24	527 97	876	8,548	5,338 59

Statistical Tables.

STATE SUPERINTENDENT.

TEACHERS AND TOWNSHIP LIBRARIES, 1901-1902—Continued.

COUNTIES— Exclusive of cities under city superin- tendents.	TEACHERS.						TOWNSHIP LIBRARIES.			
	<i>Teachers employed.</i>			<i>Teachers' average wages per month.</i>			Amount ex- pended dur- ing year.	No. volumes purchased during year.	Whole No. purchased since 1887.	Whole amount ex- pended for books since 1887.
	Male.	Female.	Total.	For men.	For women.					
Florence	2	22	24	\$77 12	\$41 71	\$188 52	254	1,867	\$1,257 95	
Fond du Lac	26	187	213	40 61	28 84	896 51	1,660	12,932	6,325 43	
Forest	4	13	17	46 00	34 09	104 86	175	443	244 24	
Gates	11	49	60	38 05	35 46	85 13	227	676	304 64	
Grant	46	325	371	55 03	28 84	1,204 87	2,103	9,533	4,955 37	
Green	45	171	216	37 29	30 18	606 72	1,065	8,799	4,369 66	
Green Lake	18	91	109	44 09	31 50	413 10	741	4,349	1,702 02	
Iowa	32	146	178	58 00	27 80	630 46	974	4,743	2,469 22	
Iron	7	37	44	69 04	42 59	175 77	276	1,357	600 00	
Jackson	25	144	169	51 89	31 59	642 67	1,127	10,741	6,518 42	
Jefferson	22	172	194	61 75	31 08	1,130 30	1,483	16,490	11,182 52	
Juneau	22	169	191	65 00	33 00	873 17	1,397	9,345	5,709 51	
Kenosha	14	64	78	46 27	35 13	249 67	418	1,715	943 30	
Kewaunee	38	37	75	41 55	31 55	821 99	1,154	
La Crosse	12	71	83	44 80	30 42	431 15	794	7,870	5,109 15	
Lafayette	29	155	184	63 37	36 00	671 80	1,296	12,366	7,629 48	
Langlade	7	77	84	41 50	32 59	218 70	416	2,315	1,259 52	
Lincoln	11	58	69	33 18	30 97	278 09	435	2,186	1,251 16	
Manitowoc	76	116	192	50 58	38 73	1,159 72	1,857	12,486	6,865 27	
Marathon	51	149	200	42 31	33 39	1,100 05	1,855	9,998	4,962 51	
Marinette	12	71	83	60 50	34 08	561 10	899	6,519	3,874 05	
Marquette	13	73	86	40 97	27 03	399 35	587	4,473	2,914 48	

Statistical Tables.

REPORT OF THE

Milwaukee	38	98	136	66 12	55 05	605 17	1,197	7,173	3,939 99
Monroe	38	203	241	50 00	30 00	1,021 67	703	12,318	7,474 31
Oconto	17	73	90	67 92	31 40	571 80	647
Oneida	6	73	79	68 17	40 35	295 59	309	2,434
Outagamie	22	131	153	48 25	29 75	912 69	1,724	12,640	6,773 04
Ozaukee	37	46	83	51 91	36 41	653 19	1,270	8,131	4,071 66
Pepin	13	52	65	53 60	37 50	277 05	320	1,983	1,068 58
Pierce	43	145	188	50 93	35 23	859 79	1,434	12,816	7,813 20
Polk	22	137	159	47 00	32 93	661 66	933	8,638	4,956 97
Portage	21	138	159	39 00	26 72	689 70	1,159	7,529	5,020 83
Price	12	88	100	65 89	36 04	374 22	718	4,635	2,680 49
Racine	11	84	95	56 27	34 53	530 05	1,025	7,809	3,314 73
Richland	54	172	226	45 00	31 33	608 93	969	6,523
Rock	25	252	277	63 79	28 90	903 11	1,511	13,103	7,579 65
St. Croix	35	155	190	50 00	33 17	920 36	646	7,489	2,870 88
Sauk	32	179	211	44 32	29 08	843 42	1,445	13,059	6,951 44
Sawyer	4	30	34	85 00	42 13	77 25	119
Shawano	28	134	162	45 82	32 19	827 48	1,586	7,403	3,285 34
Sheboygan	41	109	150	48 00	31 77	980 57	1,665	12,014	7,367 70
Taylor	21	75	96	53 73	35 01	425 10	763	4,348	2,842 65
Trempealeau	25	132	157	45 16	29 17	886 98	1,300	7,722	4,187 29
Vernon	55	212	267	58 67	28 01	849 38	1,573	11,877	6,142 74
Vilas	9	24	33	59 66	40 76	134 09	182	1,935
Walworth	23	183	206	72 62	34 49	690 22	1,564	6,430	3,206 85
Washburn	12	49	61	63 58	35 99	143 80	215	538	159 66
Washington	42	88	130	42 39	33 25	874 59	1,480	11,073	6,345 82
Waukesha	46	151	197	51 18	37 31	1,156 69	1,546	11,066	4,400 46
Waupaca	29	152	181	50 15	31 19	1,076 25	1,720	13,597	8,088 84
Waushara	18	152	170	38 35	25 79	536 00	1,014	7,508	3,992 97
Winnebago	20	120	140	44 87	26 90	542 96	1,041	7,139	4,370 37
Wood	18	121	139	56 08	34 47	687 99	1,130	9,141	4,797 48

Statistical Tables.

STATE SUPERINTENDENT.

FINANCIAL RECEIPTS, 1901-1902.

COUNTIES — Exclu- sive of cities under city superin- tendents.	From money on hand June 30, 1901.	From taxes levied at dis- trict school meeting.	From taxes levied at annual town meeting.	From tax levied by county board of supervisors.	From state school fund income.	From all other sources.	Total amount received dur- ing the year.
Totals.....	\$917,105 16	\$1,981,261 31	\$305,240 59	\$554,677 69	\$1,001,673 90	\$557,763 65	\$5,317,722 30
Adams	\$5,432 45	\$11,191 55		\$3,802 37	\$7,096 73	\$3,314 39	\$30,837 49
Ashland	8,500 64	8,797 00	\$16,400 00	2,165 74	4,301 24	12,484 43	52,649 05
Barron	19,798 59	36,379 72		8,578 96	18,095 83	10,031 63	92,834 73
Bayfield	19,669 15	7,713 00	44,000 00	4,912 55	8,070 41	2,183 61	86,548 72
Brown	9,998 53	13,359 21	339 07	11,023 32	20,968 97	2,556 55	58,245 65
Buffalo	8,287 30	22,323 62		14,566 14	13,283 68	9,707 80	68,163 54
Burnett	5,496 93	6,523 58	4,300 00	4,262 07	7,111 78	911 60	28,605 96
Calumet	10,620 19	13,240 34		7,823 60	14,243 77	1,335 34	47,263 24
Chippewa	19,271 25	23,445 69	7,840 72	9,858 17	12,666 62	2,622 57	75,705 02
Clark	25,893 25	49,810 55		11,537 35	20,119 84	8,782 72	116,148 71
Columbia	17,824 89	41,968 96	1,300 54	9,132 30	16,097 90	3,415 99	89,740 58
Crawford	7,114 40	16,970 45		5,810 36	11,630 85	2,833 25	44,359 31
Dane	23,101 97	76,735 84		20,151 94	34,683 30	11,145 30	165,818 35
Dodge	19,309 75	57,021 18		15,563 20	27,914 40	8,780 27	128,538 80
Door	7,892 80	13,040 50		6,723 64	12,839 72	1,986 14	42,482 80
Douglas	9,449 70	2,000 00	31,000 00	3,056 34	3,240 61	8,805 70	57,552 35
Dunn	11,745 07	27,780 32		8,395 15	15,900 86	3,837 03	67,658 43
Eau Claire	13,380 03	22,340 02		5,956 14	10,440 83	13,955 90	66,072 92
Florence	4,264 41	6,300 00	10,000 00	1,290 22	2,495 54	1,820 60	26,170 77
Fond du Lac	12,134 12	35,089 83		10,400 21	20,887 29	9,364 58	87,876 03
Forest	8,991 03		12,670 00		909 62	3,311 42	25,832 07
Gates	5,387 89	8,664 50	13,860 00	2,226 60	4,326 02	10,771 06	45,236 07

Statistical Tables.

Grant	23,553 52	68,869 52	14,580 31	23,668 13	14,894 26	145,565 74
Green	10,702 11	32,145 64	6,537 01	12,050 63	2,692 25	64,127 64
Green Lake	4,827 62	17,855 23	4,524 97	7,917 86	445 68	35,601 36
Iowa	7,675 25	35,385 74	8,254 28	13,711 59	9,161 37	74,188 23
Iron	9,460 32	13,978 87	2,309 12	4,648 99	8,404 84	50,502 14
Jackson	12,231 71	26,152 75	8,758 18	14,183 68	2,632 55	63,958 87
Jefferson	18,198 06	54,012 65	11,010 69	19,878 39	7,009 96	110,109 75
Juneau	15,566 38	42,073 35	7,959 97	13,627 64	15,552 35	94,779 69
Kenosha	4,889 10	15,520 76	3,793 72	6,851 71	616 61	31,671 90
Kewaunee	3,973 00	17,227 78	7,807 63	14,659 70	2,797 65	46,465 76
La Crosse	6,462 78	17,055 88	5,102 39	9,479 47	3,814 32	41,914 84
Lafayette	10,607 66	44,746 64	8,345 44	14,873 83	8,609 31	87,182 93
Langlade	11,819 92	17,502 80	3,566 47	6,602 86	4,410 52	46,137 59
Lincoln	6,669 76	3,533 00	3,600 00	5,006 62	619 32	34,198 70
Manitowoc	27,960 61	70,463 97	17,835 90	34,388 42	8,127 85	158,776 75
Marathon	31,061 31	41,978 13	14,302 21	28,458 87	16,529 60	133,544 46
Marinette	17,260 09	21,016 73	5,829 69	13,093 39	1,915 88	68,297 08
Marquette	3,792 97	10,355 58	4,421 31	9,386 84	1,823 16	29,779 86
Milwaukee	35,307 98	59,571 81	14,853 07	23,667 03	33,307 59	166,707 39
Monroe	16,746 41	46,680 58	11,430 89	20,565 31	13,263 56	108,686 75
Oconto	11,545 70	16,053 67	6,739 40	12,494 40	6,257 52	55,643 15
Oneida	10,283 03	29,183 00	800 00	6,974 24	2,332 12	49,572 39
Outagamie	13,764 39	23,854 15	11,017 41	19,838 81	8,713 79	77,188 55
Ozaukee	5,128 02	23,072 16	7,362 55	13,698 76	3,763 16	55,999 96
Pepin	3,897 80	10,888 48	3,171 39	5,686 08	3,360 00	26,993 75
Pierce	13,973 19	39,495 97	8,992 00	17,994 75	7,388 15	87,844 06
Polk	15,293 61	27,228 14	7,200 20	14,848 68	5,652 75	70,223 38
Portage	18,655 90	14,604 96	8,610 52	16,978 62	1,970 83	60,820 83
Rice	14,877 91	29,320 51	2,538 36	7,371 35	7,091 11	70,491 49
Racine	11,089 94	27,616 11	6,794 86	12,069 54	2,344 13	59,914 58
Richland	8,519 29	28,634 90	8,852 51	13,978 13	19,212 99	79,197 82
Rock	23,815 29	59,304 53	9,343 49	18,692 15	14,403 65	125,559 11
St. Croix	13,883 80	42,366 11	9,228 33	19,045 81	5,429 85	90,193 77
Sauk	15,746 60	35,098 29	10,613 37	18,779 19	9,476 91	89,714 36
Sawyer	324 74	16,000 00	1,036 45	1,056 85	466 20	18,884 24
Shawano	19,247 07	29,216 09	11,976 76	23,544 90	4,700 20	88,685 02

Statistical Tables.

FINANCIAL RECEIPTS, 1901-1902—Continued.

COUNTIES—Exclu- sive of cities un- der city superin- tendents.	From money on hand June 30, 1901.	From taxes levied at dis- trict school meeting.	From taxes levied at annual town meeting.	From tax levied by county board of supervisors.	From state school fund income.	From all other sources.	Total amount received dur- ing the year.
Sheboygan	\$11,693 67	\$38,725 83		\$11,020 43	\$21,339 40	\$6,704 91	\$89,484 24
Taylor	16,822 07	25,935 21	\$9,328 08	4,478 76	9,110 87	5,711 82	71,386 81
Trempealeau	10,908 54	23,570 56		9,390 01	18,600 34	9,593 42	72,062 87
Vernon	13,106 12	38,195 32		11,622 29	21,764 94	39,495 70	124,184 37
Vilas	1,720 40		16,340 00	3,000 00	2,283 23	914 70	24,258 33
Walworth	20,731 43	81,720 42	775 52	8,530 37	13,503 05	28,262 78	153,523 57
Washburn	6,208 11	7,626 78	9,303 70	1,133 60	3,424 61	7,014 94	34,711 74
Washington	7,783 98	27,542 28		10,576 34	19,362 28	7,372 97	72,637 85
Waukesha	21,937 32	49,599 78	26,157 00	14,582 94	21,553 63	15,468 20	149,298 87
Waupaca	15,407 19	51,132 24		11,291 51	21,299 94	13,806 26	112,937 14
Waushara	10,168 31	16,201 30		6,034 51	11,544 48	9,219 51	53,168 11
Winnebago	8,858 43	20,822 63	1,675 00	6,438 81	11,510 12	15,475 51	64,780 50
Wood	19,377 41	36,611 62	607 41	10,240 90	19,247 93	5,583 15	91,668 42

Statistical Tables.

FINANCIAL DISBURSEMENTS, 1901-1902.

COUNTIES.— Exclusive of cities under city super- intendents.	For building and repairing.	For apparatus.	For services of male teachers.	For services of female teachers.	For old indebted- ness.	For school furniture.	For services of district clerks and secretaries of town boards of school directors.	For all other purposes.	Total amount paid out during year.	Money on hand June 30, 1902.
Totals..	\$520,890 31	\$71,455 89	\$624,630 61	\$1,822,932 08	\$178,761 95	\$64,411 15	\$53,127 89	\$617,837 43	\$3,954,047 31	1,363,674 99
Adams	\$3,209 74	403 72	\$2,307 50	\$12,360 48	\$283 30	\$318 31	\$367 50	\$2,044 35	\$21,324 90	\$9,512 59
Ashland.....	18,468 52	1,356 44	4,027 00	13,705 00	554 45	1,195 40	670 63	3,548 58	43,526 02	9,123 03
Barron	6,512 73	2,540 99	9,383 95	29,340 30	2,048 18	2,276 97	1,010 50	13,704 40	66,818 02	26,066 71
Bayfield.....	8,913 64	911 00	5,861 00	28,400 64	721 36	511 00	14,473 07	59,791 71	26,757 01
Brown	3,750 97	721 60	6,743 50	20,449 50	1,443 35	358 60	704 00	5,602 17	39,773 69	18,471 96
Buffalo.....	4,676 64	710 40	11,227 10	19,512 20	6,404 00	206 13	531 29	6,546 83	49,814 59	18,353 95
Burnett	1,833 23	604 31	2,340 50	9,817 00	626 50	941 75	382 00	3,279 91	19,825 20	8,780 76
Calumet ...	1,686 08	799 81	5,767 00	16,101 25	543 71	587 57	541 10	6,202 87	32,229 39	15,033 85
Chippewa ..	6,489 96	2,219 46	3,558 15	31,543 23	1,935 52	1,316 39	1,069 92	5,734 82	53,867 45	21,837 57
Clark.....	9,070 62	2,037 99	13,646 75	37,858 13	1,558 37	1,953 32	1,037 40	13,411 40	80,573 98	35,574 73
Columbia ..	8,887 23	982 50	12,147 75	35,119 88	2,805 37	747 87	772 50	9,214 31	70,677 41	19,063 17
Crawford ..	1,488 12	647 82	7,090 65	17,137 85	2,828 33	758 65	491 00	3,860 04	34,302 46	10,056 85
Dane	12,163 89	1,737 21	15,139 00	73,324 15	4,808 69	1,324 01	1,476 66	18,665 25	128,138 86	37,679 49
Dodge	5,079 79	1,408 08	23,304 19	46,089 20	2,235 29	881 74	1,153 25	19,946 08	100,097 62	28,491 18
Door	2,211 93	604 99	7,686 50	13,200 36	607 81	161 72	542 85	3,488 91	28,505 07	13,977 73
Douglas....	9,616 53	1,761 57	2,363 75	14,809 88	285 37	998 57	1,322 00	10,797 07	41,954 74	15,597 61
Dunn	5,145 51	1,419 59	7,147 00	27,341 50	1,038 27	989 51	809 00	6,010 69	49,901 07	17,757 36
Eau Claire..	16,042 01	697 54	6,022 98	20,452 75	414 22	803 89	592 00	7,103 42	52,128 81	13,944 11
Florence...	553 97	226 17	771 25	8,695 00	3,316 94	163 17	200 00	5,402 89	19,329 39	6,841 38
Fond du Lac	11,317 46	744 17	7,797 68	35,788 55	1,114 83	1,606 21	938 40	7,732 92	67,040 22	20,835 81
Forest	4,527 07	490 58	1,470 00	3,750 01	1 02	863 12	276 18	706 77	12,084 75	13,797 32
Gates	13,143 70	1,128 19	2,700 00	12,185 40	822 81	1,077 22	1,016 86	4,806 51	36,880 69	8,355 38

Statistical Tables.

STATE SUPERINTENDENT.

FINANCIAL DISBURSEMENTS, 1901-1902—Continued.

84

COUNTIES.— Exclusive of cities under city super- intendents.	For building and repairing.	For apparatus.	For services of male teachers.	For services of female teachers.	For old indebt- ness.	For school furniture.	For services of district clerks and secretaries of town boards of school directors.	For all other purposes.	Total amount paid out during year.	Money on hand June 30, 1902.
Grant	\$11,208 73	\$1,125 74	\$16,397 95	\$61,385 12	\$3,917 52	\$920 37	\$1,281 75	\$19,560 47	\$115,797 65	\$29,768 09
Green	2,492 24	531 69	9,129 93	26,770 75	546 44	362 31	628 09	6,096 70	46,558 15	17,569 49
Green Lake.	1,343 48	676 57	4,674 00	14,779 03	2,427 27	335 88	406 50	3,547 08	28,189 81	7,411 55
Iowa	7,270 62	844 09	11,373 10	28,974 90	2,004 21	511 75	779 75	9,700 35	61,458 77	12,729 46
Iron	1,063 86	852 32	4,695 00	15,375 00	2,125 00	202 00	263 24	6,950 51	31,526 93	18,975 21
Jackson	3,135 43	850 15	7,421 55	25,908 90	2,568 61	464 14	706 55	6,667 34	47,722 67	16,236 20
Jefferson....	6,050 46	875 45	11,730 50	45,238 75	6,285 32	259 17	1,021 40	15,005 89	86,466 94	23,642 81
Juneau	3,638 00	676 69	9,162 40	33,533 53	5,768 10	1,756 87	750 48	14,943 90	70,229 97	24,549 72
Kenosha ...	977 18	386 63	4,812 00	15,035 01	687 17	120 37	270 00	2,267 73	24,556 09	7,115 81
Kewaunee..	1,962 26	421 18	14,086 00	10,153 50	2,090 40	681 67	471 00	6,474 98	36,340 99	10,124 77
La Crosse..	1,586 32	695 05	4,188 50	17,127 00	1,478 80	470 32	391 50	5,480 53	31,418 02	10,496 82
Lafayette ..	3,016 33	1,105 59	12,018 00	36,005 20	4,828 88	886 60	768 50	11,223 73	69,852 83	17,330 10
Langlade ..	5,944 58	331 38	2,033 50	16,565 76	1,283 30	537 73	637 27	2,918 95	30,252 47	15,885 12
Lincoln	5,548 01	2,024 33	2,345 00	12,542 00	810 00	929 26	487 00	3,097 62	27,783 22	6,415 48
Manitowoc .	10,637 52	2,072 12	32,943 80	41,761 00	9,155 20	1,229 07	1,105 50	21,127 72	120,031 93	38,744 82
Marathon ..	16,887 08	2,650 61	15,994 85	37,567 75	4,333 98	1,950 22	1,449 00	11,208 89	92,042 38	41,502 08
Marinette ..	5,487 78	830 16	7,260 00	20,486 13	2,565 15	1,067 76	861 80	6,794 50	45,353 28	22,943 80
Marquette..	1,778 27	322 20	3,728 25	11,867 95	1,602 78	270 02	267 25	2,898 98	22,735 70	7,044 16
Milwaukee ..	16,351 85	1,777 58	24,116 16	38,348 70	9,570 70	938 05	1,037 32	22,923 87	115,064 23	51,643 16
Monroe	11,713 45	1,115 17	12,073 80	37,580 39	5,638 32	1,308 80	925 48	10,510 73	80,866 14	27,820 61
Oconto	7,680 71	877 65	4,338 87	18,845 62	987 87	1,597 47	1,140 55	6,214 82	41,683 56	13,959 59
Oneida.....	2,853 11	106 36	2,658 75	19,250 17	1,623 17	1,191 18	486 75	8,204 59	36,374 08	13,198 31
Outagamie..	9,363 65	1,251 08	6,803 50	27,132 20	2,952 90	732 83	747 80	7,559 49	56,543 45	20,645 10
Ozaukee ...	3,147 54	585 26	16,190 30	13,854 50	3,454 21	625 14	337 95	7,304 61	45,499 51	10,500 45

Statistical Tables.

REPORT OF THE

Pepin.....	490 45	228 84	4,127 00	10,124 38	636 74	370 35	263 25	3,399 38	19,640 39	7,353 36
Pierce.....	3,528 79	654 29	12,885 25	31,463 50	2,933 56	712 04	812 40	13,002 95	65,992 78	21,851 28
Polk.....	3,797 10	1,322 50	6,296 37	25,685 75	561 51	887 83	883 00	7,297 97	46,732 03	23,491 35
Portage....	2,535 03	748 81	5,712 75	19,289 85	816 08	701 13	709 00	4,179 54	34,692 19	26,128 64
Price.....	6,280 06	1,566 95	5,799 00	23,897 80	259 34	567 65	735 00	10,401 87	49,507 67	20,983 82
Racine.....	4,024 91	569 64	4,614 00	24,521 37	4,575 08	566 68	431 00	4,099 65	43,402 33	16,512 25
Richland...	6,304 33	345 23	12,380 00	23,686 70	2,208 26	401 67	707 05	8,828 11	54,861 35	24,336 47
Rock.....	13,036 46	1,625 12	9,824 49	51,096 06	3,128 40	1,461 19	768 50	15,741 48	96,681 70	28,877 41
St. Croix...	3,087 75	1,059 89	12,334 18	34,472 00	2,481 98	2,093 78	1,027 71	10,721 58	67,278 87	22,914 90
Sauk.....	11,526 08	1,149 22	10,415 00	35,663 75	685 25	789 83	896 16	7,095 20	68,220 49	21,493 87
Sawyer.....	2,196 84	2,380 50	8,015 62	103 00	158 00	795 75	4,297 56	17,947 27	936 97
Shawano...	5,844 96	1,181 23	8,932 35	27,592 75	3,007 23	2,151 26	993 54	8,961 86	58,665 18	30,019 84
Sheboygan.	7,590 62	856 62	16,366 75	28,598 90	5,072 14	1,285 82	704 00	9,901 01	70,375 86	19,108 38
Taylor.....	13,242 29	881 61	7,524 50	20,025 00	262 60	1,158 59	1,402 17	10,062 53	54,559 29	16,827 52
Trempe'leau	4,235 76	711 08	8,459 60	25,655 40	265 73	777 43	759 50	9,396 06	50,260 56	21,802 31
Vernon....	38,243 89	933 38	12,970 30	31,923 75	7,022 42	1,037 98	985 47	9,606 93	102,724 12	21,460 25
Vilas.....	2,823 29	961 09	4,846 75	8,702 30	1,099 11	550 43	4,392 05	23,375 02	883 31
Walworth...	20,268 20	1,419 46	12,930 97	52,785 12	14,214 43	1,738 10	762 00	21,557 34	125,675 62	27,847 95
Washburn..	4,909 58	1,089 61	3,511 50	11,755 25	1,066 76	417 48	465 25	4,879 68	28,095 11	6,616 63
Washington	7,879 13	868 18	16,100 00	22,793 75	1,711 26	908 95	540 50	7,435 56	58,237 33	14,400 52
Waukesha..	7,386 83	1,715 79	20,963 84	48,097 90	5,152 81	1,537 01	1,110 66	19,810 67	105,775 51	43,523 36
Waupaca...	32,534 69	908 95	10,280 75	32,534 46	1,180 10	1,032 34	833 42	10,123 71	89,528 42	23,408 72
Waushara..	3,930 45	659 74	3,857 50	19,407 70	579 16	627 62	520 16	3,833 19	33,420 52	19,747 59
Winnebago..	12,746 77	1,061 10	5,071 00	22,527 80	1,321 36	958 33	729 50	8,315 90	52,731 76	12,048 74
Wood.....	6,518 25	1,798 38	7,367 35	29,544 10	5,635 12	1,290 52	1,054 00	9,523 41	62,731 13	28,937 29

Statistical Tables.

STATE SUPERINTENDENT.

CITIES UNDER CITY SUPERINTENDENTS, 1901-1902.

CITIES.	CHILDREN RESIDING IN CITY.				ENROLLMENT IN SCHOOLS.								
	Number between 4 and 20.			Number between 7 and 14.	Number between 4 and 20 who have attended public schools.			Under 4.	Over 20.	Total number enrolled.	No. between 7 and 14 who attended		Average daily attendance of all pupils.
	Male.	Female.	Total.		Male.	Female.	Total.				Public school 12 weeks or more.	Private school 12 weeks or more.	
Totals....	127,536	130,394	257,930	120,115	66,162	65,942	132,104	52	136	132,292	80,540	41,328	101,010
Antigo.....	1,079	993	2,072	846	656	638	1,294	1	1,295	715	297	846
Appleton....	2,518	2,774	5,292	2,352	1,273	1,295	2,568	1	2,569	1,283	1,051	1,963
Ashland....	2,211	2,261	4,472	2,397	1,305	1,359	2,664	2,664	1,659	738	1,997
Baraboo....	720	822	1,542	798	682	764	1,446	4	1,450	792	1,220
Beaver Dam..	888	906	1,794	938	452	483	935	2	7	944	594	298	670
Beloit.....	2,137	1,921	4,058	1,730	1,265	1,391	2,656	5	2,661	1,596	28	1,990
Berlin.....	769	814	1,583	776	404	420	824	824	415	311	602
Brodhead....	249	196	445	199	246	213	459	4	463	217	332
Chippewa F'ls	1,581	1,683	3,264	1,442	652	735	1,387	1,387	888	506	1,147
Columbus....	320	348	668	368	262	303	565	1	566	312	32	433
De Pere.....	393	411	804	284	115	128	243	6	249	114	154	233
Eau Claire...	3,353	3,459	6,812	3,043	2,096	2,261	4,357	2	4,359	2,706	271	3,549
Fond du Lac.	2,483	2,517	5,000	2,877	1,610	1,582	3,192	3	3,195	1,819	617	2,200
Grand Rapids.	811	808	1,619	884	623	541	1,164	1	1,165	884	668	849
Green Bay...	3,282	3,362	6,644	3,479	1,929	1,981	3,910	3,910	2,400	853	2,854
Hudson.....	540	575	1,115	498	434	445	879	2	881	483	712

Statistical Tables.

REPORT OF THE

Janesville	1,948	1,961	3,909	1,626	1,204	1,265	2,469	28	2,497	1,378	235	1,904
Kaukauna ...	889	981	1,870	1,003	403	379	782	782	437	566	653
Kenosha	2,009	2,014	4,023	1,771	869	878	1,747	1	1,748	1,024	713	1,338
La Crosse....	4,922	5,130	10,052	4,434	2,703	2,640	5,343	10	5,353	3,229	1,092	4,232
Madison	2,686	2,867	5,553	2,628	1,584	1,618	3,202	3,202	1,935	603	2,638
Marinette	3,059	3,008	6,067	2,949	1,965	1,944	3,909	3,909	2,414	495	2,953
Menasha	1,173	1,156	2,329	1,150	359	384	743	6	749	450	625	544
Menomonie...	951	1,030	1,981	970	720	765	1,485	25	22	1,532	795	156	1,289
Merrill	1,705	1,764	3,469	1,677	886	951	1,837	1,837	1,084	593	1,339
Milwaukee ...	51,151	51,662	102,813	46,041	21,896	20,599	42,495	11	42,506	25,320	19,019	32,328
Mineral Point.	589	611	1,200	446	348	343	691	3	694	348	51	558
Monroe	532	628	1,160	429	495	591	1,086	3	4	1,093	414	3	845
Neenah	911	984	1,895	988	600	631	1,231	1,231	773	202	965
New London..	382	408	790	370	192	168	360	360	202	157	300
Oconto	1,079	1,057	2,136	1,082	400	439	839	839	608	450	688
Onalaska	235	243	478	222	189	229	418	1	419	219	312
Oshkosh	4,651	4,839	9,490	4,770	2,315	2,363	4,678	8	4,686	2,683	3,385
Portage	840	950	1,790	924	508	541	1,049	1,049	641	239	763
Pra. du Chien	543	561	1,104	513	250	259	509	3	512	304	188	389
Racine	5,084	5,400	10,484	4,750	2,807	2,782	5,589	1	4	5,594	3,425	955	4,545
Reedsburg ...	416	400	816	337	313	264	577	3	580	321	135	455
Rice Lake....	562	585	1,147	551	420	460	880	5	885	483	54	594
Ripon	486	527	1,013	441	387	381	768	768	410	557
Sheboygan ...	4,430	4,435	8,865	4,080	2,131	2,162	4,293	4,293	2,544	1,461	3,395
Stanley	442	367	809	432	328	303	631	631	383	473
Stevens Point.	1,836	1,965	3,801	1,573	843	819	1,662	1,662	1,573	1,119	1,265
Sturgeon Bay.	602	588	1,190	627	399	396	795	1	796	486	106	602
Superior	3,804	4,010	7,814	4,255	3,143	3,229	6,372	1	1	6,374	4,255	3,911	4,525
Tomahawk....	409	429	838	604	320	346	666	3	669	604	597
Watertown...	1,935	1,803	3,738	1,771	561	582	1,143	2	1,145	1,252	519	890
Waupaca	447	415	862	383	383	382	765	765	433	572
Wausau	2,551	2,720	5,271	2,493	1,580	1,588	3,168	3,168	2,493	1,834	2,371
Wauwatosa ..	494	562	1,056	492	324	352	676	1	677	366	554
Whitewater ..	449	484	933	422	333	370	703	2	705	377	23	595

Statistical Tables.

STATE SUPERINTENDENT.

CITIES UNDER CITY SUPERINTENDENT, 1901-1902.

CITIES.	TEACHERS EMPLOYED.			TEACHERS' SALARIES.		CERTIFICATES GRANTED BY CITY SUPERINTENDENTS.						
	Male.	Fe- male.	Total.	Average to males.	Average to females.	1st grade.		2d grade.		3d grade.		Total.
						To males.	To females.	To males.	To females.	To males.	To females.	
Totals and averages	350	2,749	3,099	\$956 24	\$482 81	33	143	2	169	378	755
Antigo	3	25	28	\$774 17	\$380 70	2	5	7
Appleton	12	67	79	1,031 25	433 56	1	23	8	10	42
Ashland	7	60	67	748 57	529 63	5	7	12
Baraboo	1	37	38	1,700 00	469 80	1	1
Beaver Dam	1	21	22	1,750 00	394 60	1	3	2	17	23
Beloit	4	60	64	1,025 00	428 00	20	10	30
Berlin	2	19	21	1,050 00	431 68	3	3
Brodhead	1	12	13	1,100 00	378 75	6	6
Chippewa Falls	7	29	36	661 47	455 17	1	1
Columbus	1	11	12	1,500 00	405 90	5	3	8
De Pere	3	6	9	601 63	435 88
Eau Claire	11	88	99	766 36	441 14	6	6
Fond du Lac	5	63	68	740 00	450 00	2	14	16
Grand Rapids	7	23	30	653 57	396 41	3	2	5
Green Bay	4	73	77	920 00	456 00	7	16	23
Hudson	2	17	19	975 00	405 00
Janesville	7	53	60	870 75	414 00	2
Kaukauna	4	22	26	875 00	303 00	1	5	8	15
											3	5

Statistical Tables.

Kenosha	5	33	38	830 00	485 21			1	2		16	19
La Crosse	9	121	130	1,136 00	481 20	9	10				117	136
Madison	6	70	76	1,093 33	491 15		3		2		4	9
Marinette	9	68	77	725 55	442 35							
Menasha	1	18	19	1,350 00	385 00							
Menomonie	8	49	57	1,070 00	446 40		2		2		9	13
Merrill	5	36	41	562 50	375 00		5		5		8	18
Milwaukee	110	801	911	1,105 45	625 45							30
Mineral Point	2	14	16	965 00	347 13							
Monroe	2	23	25	1,020 00	366 30							
Neenah	1	30	31	1,600 00	437 00						16	16
New London	1	9	10	1,200 00	426 11						4	4
Oconto	5	16	21	635 00	382 50	2	4		3			9
Onalaska	1	9	10	1,000 00	335 00						5	5
Oshkosh	14	110	124	921 00	421 80	14	34		8		22	78
Portage	1	22	23	1,600 00	428 00				6		12	18
Prairie du Chien	1	12	13	1,000 00	333 33				3		1	4
Racine	14	117	131	1,078 57	466 18	1	3		11		27	42
Reedsburg	1	13	14	1,300 00	424 10						3	3
Rice Lake	1	15	16	1,200 00	378 00							
Ripon	2	18	20	850 00	394 73						4	4
Sheboygan	18	98	116	858 00	420 00		3		2		18	23
Stanley	1	11	12	1,050 00	368 18				3			3
Stevens Point	2	43	45	1,185 00	414 20							
Sturgeon Bay	5	13	18	637 50	409 00		1		2		1	4
Superior	22	147	169	749 97	474 03	1	29		27		21	78
Tomahawk	2	14	16	825 00	450 00			1	2		1	4
Watertown	3	26	29	900 00	416 00		1		6		1	8
Waupaca	2	15	17	837 50	395 17						7	7
Wausau	11	61	72	544 54	429 30	2	2		2		10	16
Wauwatosa	1	15	16	1,300 00	520 00							
Whitewater	2	16	18	1,050 00	496 87	1						1

Statistical Tables.

CITIES UNDER CITY SUPERINTENDENTS—FINANCIAL RECEIPTS, 1901-1902.

Cities.	Amount on hand June 30, 1901.	From taxes for building and repairs.	From taxes for teachers' wages.	From general tax for school purposes.	From tax levied by county board.	From income of school fund.	From all other sources.	Total.
Totals.....	\$652,623 14	\$75,336 19	\$9,959 60	\$1,566,126 33	\$272,773 90	\$569,462 07	\$159,705 93	\$3,305,987 16
Antigo.....				\$12,432 28	\$2,066 83	\$4,579 66	\$558 70	\$19,637 47
Appleton.....	\$2,123 33		\$5,000 00	49,620 00	6,500 00	11,897 69	2,947 40	78,088 42
Ashland.....	400 44			68,075 00	4,458 42	9,947 56	16,366 17	99,247 59
Baraboo.....	8,805 46			17,720 00	1,732 03	3,567 10	590 68	32,415 27
Beaver Dam.....	6,961 86	\$1,000 00		12,000 00	1,996 52	3,988 43	581 65	26,528 46
Beloit.....	29,784 83	13,336 40		25,018 66	3,779 76	8,585 34	4,935 76	85,440 75
Berlin.....	5,598 55	4,000 00		9,000 00	1,792 30	3,494 30	15,319 72	39,204 87
Brodhead.....	860 29			5,725 00	541 88	1,114 54	1,165 17	9,406 88
Chippewa Falls ..	10,120 81				4,000 00	7,279 80	17,751 67	39,152 28
Columbus.....	2,254 19			5,505 00	725 40	1,464 78	501 10	10,450 47
De Pere.....	2,803 19			3,093 70	1,089 22	1,725 09	466 20	9,177 40
Eau Claire.....		10,000 00		51,000 00	7,248 42	14,696 37	2,939 67	85,884 46
Fond du Lac.....	11,706 01			30,000 00	5,691 60	12,855 28	1,606 52	61,859 41
Grand Rapids....	3,512 31			16,982 63	1,549 01	3,258 26	1,292 65	26,594 86
Green Bay.....	4,065 27			29,037 31	7,276 32	14,530 92	2,104 50	57,014 32
Hudson.....	60 95			9,826 03	1,281 17	2,517 05	2,071 46	15,756 66
Janesville.....				30,000 00	3,953 99	8,305 59	2,611 42	44,871 00
Kaukauna.....	1,291 70			6,600 41	3,957 21	5,632 62	3,070 00	20,551 94
Kenosha.....	7,787 27	15,000 00		22,986 00	4,500 00	8,806 35	2,242 75	61,322 37
La Crosse.....	41,849 08			70,000 00	11,194 60	22,201 18	2,322 19	147,567 05
Madison.....	14,733 50			36,441 17	5,960 00	12,503 61	14,993 71	84,631 99
Marinette.....	969 49			35,000 00	6,175 33	12,971 28	1,530 89	56,646 99
Menasha.....	6,459 48			6,000 00	2,590 24	5,087 04	496 20	20,632 96

Statistical Tables.

REPORT OF THE

Menomonie.....	4,072 31	3,000 00	15,350 00	2,781 07	4,740 69	5,759 83	35,703 90
Merrill.....	1,291 44		14,200 00	3,700 00	7,582 02	532 69	27,306 15
Milwaukee.....	317,059 76		436,000 00	110,000 00	225,612 03	11,278 85	1,099,950 64
Mineral Point....	598 51		5,400 00	1,311 30	2,576 61	634 30	10,520 72
Monroe.....	1,825 92		14,800 00	1,275 41	2,757 41	4,668 31	25,327 05
Neenah.....			12,875 25	2,190 71	4,748 05	1,251 48	21,065 49
New London.....	2,315 97		4,712 81	1,910 39	466 20	1,339 47	10,744 84
Oconto.....	2,677 41	1,959 60	1,999 72	2,340 25	4,703 13	3,266 20	16,946 31
Onalaska.....	2,276 54		3,000 00	652 86	1,230 95	560 70	7,721 05
Oshkosh.....	5,381 14	9,999 79	66,720 63	19,584 87	1,564 21	103,250 64
Portage.....			10,000 00	2,028 89	3,968 59	653 51	16,650 99
Prairie du Chien..	2,339 57		3,625 19	1,213 09	2,479 54	542 02	10,199 41
Racine.....	27,123 72		72,646 10	11,000 00	22,441 64	3,444 72	136,656 18
Reedsburg.....	2,937 54		6,550 00	823 61	1,758 18	874 07	12,943 40
Rice Lake.....	1,341 78		* 9,110 00	1,280 05	2,483 96	4,135 16	18,350 95
Ripon.....	1,542 13		12,866 96	1,256 62	2,483 96	6,074 41	24,224 08
Sheboygan.....	51,390 16		65,167 37	9,584 21	19,015 72	2,139 63	147,297 09
Stanley.....	30 59		6,000 00	1,200 00	1,680 97	419 40	9,330 96
Stevens Point....	7,866 35		25,643 47	9,287 99	897 07	7,995 91	51,690 79
Sturgeon Bay....	2,620 77		8,500 00	1,292 33	3,120 02	28 05	15,561 17
Superior.....	21,972 86		140,000 00	3,000 00	25,990 74	546 55	191,510 15
Tomahawk.....	6,746 96		7,000 00	1,786 86	466 20	16,000 02
Watertown.....	17,258 39		13,544 72	4,420 48	8,742 38	828 81	44,794 78
Waupaca.....	1,918 14		7,000 00	991 10	2,009 67	1,114 48	13,033 39
Wausau.....	168 93	22,000 00	33,000 00	5,341 18	12,654 05	259 24	73,423 40
Wauwatosa.....	5,367 38		8,000 00	1,100 00	2,179 53	217 65	16,864 56
Whitewater.....	2,350 86		10,350 92	945 25	2,078 05	1,110 10	16,835 18

Statistical Tables.

CITIES UNDER CITY SUPERINTENDENTS — FINANCIAL DISBURSEMENTS, 1901-1902.

Cities.	For building and repairing.	For apparatus and library.	For wages of male teachers.	For wages of female teachers.	For salary clerk board of education.	For old indebtedness.	For all other purposes.	Total.	Balance on hand June 30, 1902.	Deficit June 30, 1902.
Totals.....	\$252,620 66	\$19,474 04	\$334,684 94	\$1,327,240 81	\$9,940 80	\$79,132 47	\$500,497 85	\$2,523,591 57	\$791,837 77	\$9,442 18
Antigo	\$989 29	\$480 73	\$2,322 50	\$9,451 50	\$125 00	\$1,191 82	\$2,013 51	\$16,573 35	\$3,064 12
Appleton.....	2,607 93	655 79	12,244 71	27,206 36	14,911 87	13,163 94	70,790 60	7,297 82
Ashland.....	31,713 87	300 00	4,235 00	30,890 13	150 00	20,000 00	7,037 70	94,326 70	4,920 89
Baraboo.....	496 05	317 73	1,400 00	15,541 00	5,111 78	22,866 56	9,548 71
Beaver Dam.	167 71	130 62	1,750 00	8,865 00	3,701 70	4,504 54	19,119 57	7,408 89
Beloit	38,503 79	500 00	4,100 00	22,730 00	100 00	6,550 00	10,073 24	82,557 03	2,883 72
Berlin	21,252 34	1,137 38	2,099 96	7,320 97	75 00	5,434 36	37,320 01	1,884 86
Brodhead	208 82	80 19	1,100 00	4,545 00	35 00	349 24	1,895 57	8,213 82	1,193 06
Chip'wa Flls.	1,276 41	280 59	4,630 00	13,100 00	108 30	4,316 05	23,711 35	15,440 93
Columbus ...	450 28	181 23	1,500 00	4,465 00	100 00	1,857 90	8,554 41	1,896 06
De Pere	176 45	196 21	1,573 00	2,385 00	2,236 31	6,566 97	2,610 43
Eau Claire ..	5,848 07	162 36	10,169 51	38,402 33	517 50	2,800 00	29,818 02	87,718 29	\$1,833 83
Fond du Lac.	3,702 88	500 00	3,700 00	26,423 78	3,610 00	12,561 00	50,497 66	11,361 75
Gr'nd Rapids	1,761 47	653 77	4,575 00	9,117 50	100 00	71 45	5,889 34	22,168 53	4,426 33
Green Bay ...	1,127 53	66 48	5,275 00	33,200 50	11,413 17	51,082 68	5,931 64
Hudson	221 59	248 60	1,950 00	6,893 40	100 00	55 57	2,156 45	11,625 61	4,131 05
Janesville ...	6,000 00	300 00	6,095 00	21,531 00	250 00	5,100 00	6,063 87	45,339 87	468 87
Kaukauna ...	324 67	1,620 00	6,672 00	55 00	1,600 00	4,767 09	15,038 76	5,513 18
Kenosha	12,104 47	156 87	4,150 00	15,743 27	620 00	6,524 59	39,299 20	22,023 17
La Crosse ...	8,380 27	493 22	10,575 00	57,831 61	2,200 00	21,888 72	101,418 82	46,148 23
Madison	13,092 10	188 52	6,467 50	34,562 85	300 00	10,546 87	65,157 84	19,474 15
Marinette....	4,612 14	400 00	5,922 75	28,225 02	200 00	11,305 23	50,665 14	5,981 85
Menasha	781 22	242 24	1,350 00	6,843 75	50 00	2,685 18	11,952 39	8,680 57

Statistical Tables.

REPORT OF THE

Menomonie...	972 77	365 77	7,580 00	15,312 62	250 00	10,443 99	34,925 15	778 75
Merrill.....	1,446 14	429 46	3,120 00	14,733 00		3,438 84	23,167 44	4,138 71
Milwaukee...		4,191 84	121,600 00	500,906 47	2,000 00	130,778 48	759,476 79	340,473 85
Min'ral Point		204 41	1,930 00	4,860 00		2,539 41	9,533 82	986 90
Monroe.....	635 60	385 81	2,220 00	7,977 04	100 00	8,852 42	20,170 87	5,156 18
Neenah.....	2,428 79	869 15	1,600 00	12,675 25	50 00	10,581 78	28,204 97	7,139 48
New London.	801 25	247 19	1,200 00	3,835 00	85 00	3,486 25	9,654 69	1,090 15
Oconto.....		242 00	3,858 34	5,074 85	100 00	2,800 00	3,088 56	15,163 75
Onalaska....	86 87	375 20	1,000 00	2,976 33		692 62	5,131 02	2,590 03
Oshkosh....	9,999 79	1,169 65	15,200 00	45,168 80		13,247 59	84,785 83	18,464 81
Portage.....	309 05	272 69	1,600 00	9,160 00	300 00	335 08	3,335 16	15,311 98
Pra. du Ch'n	163 89	181 71	1,000 00	4,000 00		1,349 91	6,695 51	3,503 90
Racine.....	2,369 74	241 50	14,460 00	54,543 16	150 00	19,061 39	90,825 79	45,830 39
Reedsburg..	357 41	238 39	1,300 00	5,535 00		1,411 89	8,842 69	4,100 71
Rice Lake...	61 03	225 80	1,200 00	5,640 00	150 00	2,500 00	2,482 06	12,258 89
Ripon.....	1,100 59	81 19	1,700 00	7,125 00	100 00	4,750 00	3,255 19	18,111 97
Sheboygan..	10,500 00	450 00	15,450 00	38,965 00	150 00	1,350 00	24,921 99	91,786 99
Stanley.....	73 33	58 04	1,050 00	4,050 00		1,613 29	6,844 66	2,486 30
Stevens Pt.		70 25	2,370 00	18,870 92	50 00	95 43	8,361 03	29,817 63
Sturge'n Bay	120 15	208 58	2,550 00	5,320 00		1,232 96	9,431 69	6,129 48
Superior....	39,246 83	253 56	15,281 73	70,335 71	1,020 00	38,350 60	164,488 43	27,021 72
Tomahawk...	633 00	45 45	1,650 00	5,827 50		413 47	8,569 42	7,430 60
Watertown..	8,634 04	273 77	3,550 00	11,021 65	250 00	4,368 04	28,097 50	16,697 28
Waupaca....		61 35	1,675 00	5,937 50	100 00	2,119 83	9,893 68	3,139 71
Wausau.....	15,020 85	550 40	8,334 94	22,682 63		6,320 31	11,902 58	64,811 71
Wauwatosa..	1,421 97	17 16	1,300 00	4,974 41		1,040 00	2,546 09	11,299 63
Whitewater.	438 22	91 19	2,100 00	7,736 00		3,358 00	13,723 91	3,111 27

FREE HIGH SCHOOLS HAVING FOUR YEARS COURSES, 1901-1902.

Location.	Principal.	Legal qualifications of principal.	Salary of the principal.	No. TEACHERS EMPLOYED.		ENROLLMENT IN HIGH SCHOOL.			
				Male.	Fe-male.	<i>Pupils under 20 years of age.</i>			Pupils over 20.
						Male	Fe-male	Total.	
Totals and av.			\$1,086 87	279	389	6,497	9,376	15,873	253
Albany.....	C. H. Hemingway.	Whitewater N. S. Dip..	\$765 00	1	1	24	16	40
Algoma.....	Elbert M. Phillips.	Oshkosh N. S. Dip....	1,100 00	1	1	21	35	56
Alma.....	Sever Saby.....	Univ. of Wis. Dip.....	1,000 00	1	1	30	30	60
Antigo.....	F. F. Showers.....	Univ. of Wis. Dip.....	1,400 00	2	3	58	86	144	1
Appleton, 2d	Ralph W. Pringle..	Harvard Col. Dip.....	1,800 00	5	5	73	107	180
Appleton, 3d	W. F. Winsey.....	Whitewater N. S. Dip..	1,500 00	4	2	29	27	56
Arcadia.....	Durant C. Gile....	Univ. of Wis. Dip.....	900 00	1	2	38	24	62	2
Argyle.....	V. L. Rehn.....	Univ. of Wis. Dip.....	810 00	2	19	41	60
Ashland.....	L. R. Burns.....	Univ. of Wis. Dip.....	1,250 00	4	5	65	134	199
Augusta.....	G. O. Banting.....	Life State Cert.....	1,100 00	1	3	40	42	82	3
Bangor.....	E. A. Ketcham.....	Life State Cert.....	810 00	1	2	7	31	38
Baraboo.....	H. A. Whipple.....	Life State Cert.....	1,400 00	1	7	89	162	251	4
Barron.....	O. E. Rice.....	Univ. of Wis. Dip.....	1,000 00	1	1	20	37	57	1
Bayfield.....	W. H. Shepard.....	Platteville N. S. Dip..	1,100 00	1	2	10	19	29
Beaver Dam..	H. B. Hubbell.....	Dartmouth Col. Dip...	1,750 00	1	4	43	62	105	7
Belmont.....	Walter G. Mase....	Platteville N. S. Dip..	630 00	1	1	10	25	35
Beloit.....	W. H. Partridge... G. H. Landgraf....	Beloit College Dip.... Univ. of Wis. Dip.....	1,000 00 1,500 00	4 2	5 4	73 72	175 81	248 153	5

Statistical Tables.

Birnamwood..	Grant Cook.....	Milwaukee N. S. Dip ..	675 00	1	1	13	26	39	2
Black Earth..	K. L. Hatch.....	Platteville N. S. Dip...	1,000 00	2	1	20	28	48	1
Black R. F'ls.	C. D. Kipp.....	River Falls N. S. Dip..	1,400 00	1	3	41	61	102	2
Bloomington..	O. R. Parker.....	Winona N. S. Dip	720 00	1	1	26	35	61
Boscobel.....	M. C. Palmer.....	Whitewater N. S. Dip..	1,000 00	2	2	29	45	74	2
Brandon.....	David K. Allen.....	Oshkosh N. S. Dip	800 00	1	2	19	24	43
Brodhead.....	H. S. Youker.....	Univ. of Wis. Dip	1,100 00	1	3	30	60	90	3
Burlington...	W. H. Hickok.....	Life State Cert	1,300 00	1	3	29	66	95
Cambria.....	Walter Verity.....	Lawrence Univ. Dip	765 00	1	1	13	23	36	1
Cambridge...	J. L. Hooper.....	Milwaukee N. S. Dip ..	720 00	1	1	20	19	39
Cassville.....	Willis P. Colburn..	Platteville N. S. Dip...	800 00	2	19	19	38	1
Chilton.....	G. M. Morrissey.....	Life State Cert	1,000 00	1	2	30	46	76	5
Chippewa F'ls	Silas B. Tobey	Mich. State Cert.....	1,750 00	2	4	66	105	171
Clinton.....	R. E. Loveland.....	Oberlin Col. Dip.....	1,200 00	1	2	27	48	75
Clintonville..	Elmer E. Carr.....	Oshkosh N. S. Dip	1,000 00	1	3	35	52	87	1
Cobb.....	Alfred Kuykendall.	Platteville N. S. Dip...	540 00	1	1	17	17	34
Colby.....	Paul W. Boehm....	Univ. of Wis. Dip.....	775 00	1	1	26	20	46
Columbus.....	M. H. Jackson.....	Life State Cert	1,500 00	1	3	50	85	135	1
Cumberland..	P. L. Pease.....	Stevens Point N. S. Dip	1,100 00	1	2	21	31	52
Darlington...	Henry G. Parkinson	Univ. of Wis. Dip.....	1,200 00	1	3	39	78	112
Deerfield.....	O. S. Rice.....	Life State Cert.....	720 00	1	1	19	27	46	2
De Forest....	E. C. Meland.....	Univ. of Wis. Dip.....	1,000 00	3	47	37	84	4
Delavan.....	C. W. Rittenberg..	Oberlin Col. Dip	1,400 00	2	2	40	75	115	3
De Pere.....	Edwin T. O'Brien .	Univ. of Wis. Dip.....	950 00	2	2	18	47	65
Dodgeville...	De Witt Elwood....	Lawrence Univ. Dip...	1,200 00	3	2	65	86	151	1
Durand.....	R. B. Pease.....	Univ. of Wis. Dip.....	1,000 00	1	1	19	27	46	4
East Troy.....	Julius Winden....	Univ. of Wis. Dip.....	720 00	1	2	24	48	72	1
Eau Claire...	M. S. Frawley.....	Univ. of Wis. Dip.....	1,750 00	3	9	165	276	441	2
Edgerton.....	W. A. Clark.....	Univ. of Wis. Dip.....	1,000 00	1	2	32	30	62
Elkhorn.....	T. J. Jones.....	Platteville N. S. Dip...	1,250 00	2	3	56	76	132
Elroy.....	Geo. E. Bunsa.....	Milwaukee N. S. Dip..	1,100 00	1	2	34	52	86
Ellsworth....	E. W. Waite.....	River Falls N. S. Dip..	850 00*	1	2	33	69	102	5
Evansville....	H. F. Kling.....	Iowa State Dip.....	1,350 00	2	2	49	64	113
Fairchild....	E. M. Beeman.....	Univ. of Wis. Dip.....	1,100 00	1	1	15	18	33	1
Fennimore....	Emil E. Roethe....	Whitewater N. S. Dip..	900 00	1	2	21	45	66	1

*Statistics for previous year.

Statistical Tables.

FREE HIGH SCHOOLS HAVING FOUR YEARS COURSES, 1901-1902 — Continued.

Location.	Principal.	Legal qualifications of principal.	Salary of the principal.	No. TEACHERS EMPLOYED.		ENROLLMENT IN HIGH SCHOOL.			
				Male.	Fe-male.	<i>Pupils under 20 years of age.</i>			Pupils over 20.
						Male.	Fe-male.	Total.	
Florence	C. A. H. Fortier ...	Univ. of Wis. Dip.....	1,100 00	1	2	18	32	50
Fond du Lac	Elizab'h A. Waters	Univ. of Wis. Dip.....	1,200 00	3	8	106	198	304 2
Fort Atkinso	J. A. Hagemann...	Univ. of Wis. Dip.....	1,700 00	2	3	55	85	140
Fox Lake	F. A. Harrison	Whitewater N. S. Dip..	1,000 00	1	2	20	21	41
Galesville ...	C. F. Peterson....	River Falls N. S. Dip..	875 00	1	1	19	33	52
Glenwood	A. L. Thomsen	Milwaukee N. S. Dip ..	1,100 00	2	28	39	67 1
Gr. Rap., E. S.	Kate McKercher ..	Oshkosh N. S. Dip	810 00	2	3	57	63	120 1
Gr. Rap., W. S.	W. H. Jamieson ...	Univ. of Wis. Dip.....	1,000 00	2	1	22	34	56
Gr. Bay, E. S.	Wm. O. Brown	Oshkosh N. S. Dip	1,400 00	2	4	70	83	153
Gr. Bay, W. S.	H. Hendrickson ...	Oshkosh N. S. Dip	1,050 00	1	5	47	84	131
Greenwood ...	B. O. Dodge.....	Life State Cert.....	900 00	1	5	18	32	50
Hammond	John Wood	Platteville N. S. Dip...	600 00	1	1	19	33	52 1
Hartford	T. R. Lloyd-Jones .	Univ. of Wis. Dip.....	1,200 00	1	6	33	43	76 9
Hayward	J. G. Adams.....	Platteville N. S. Dip...	1,215 00	2	1	14	21	35
Highland	Louis L. Corcoran..	Platteville N. S. Dip...	720 00	1	1	16	20	36 1
Hillsboro	F. S. Barrows, Jr..	Stevens Point N. S. Dip	720 00	1	1	21	30	51
Horicon	P. J. Zimmers....	Milwaukee N. S. Dip ..	1,100 00	1	2	32	36	68 3
Hudson	M. N. McIver.....	Beloit Col. Dip.....	1,350 00	2	3	64	91	155 3
Hurley	C. N. Abbott.....	Oshkosh N. S. Dip.....	1,200 00	2	1	13	29	42
Janesville	H. C. Buell.....	Milwaukee N. S. Dip..	1,900 00	6	8	165	245	410 27
Jefferson	H. L. Van Dusen...	Platteville N. S. Dip...	1,400 00	1	3	33	47	80

Statistical Tables.

Juneau.....	D. E. McLane.....	Whitewater N S. Dip..	900 00	1	2	22	22	44
Kaukauna...	A. M. Olson.....	Oshkosh N. S. Dip....	1,100 00	2	3	59	61	120
Kenosha.....	E. C. Wiswall.....	Univ. of Wis. Dip.....	1,500 00	3	4	70	115	185	1
Kewaunee....	M. McMahon.....	Life State Cert.....	950 00	3	65	52	117
Kiel.....	A. O. Heyer.....	Oshkosh N. S. Dip....	800 00	1	1	28	24	52
Lake Geneva..	John N. Foster.....	Life State Cert.....	1,600 00	2	3	53	54	107
Lake Mills...	A. B. West.....	Whitewater N. S. Dip.	1,250 00	1	2	43	56	99	1
Lancaster....	L. L. Clarke.....	Life State Cert.....	1,500 00	2	2	54	74	128	5
Lodi.....	G. W. Swartz.....	Univ. of Wis. Dip.....	1,200 00	1	2	37	49	86	4
Loyal.....	Glen A. Tyler.....	Stevens Point N. S. Dip.	540 00	1	1	16	22	38
Manawa.....	C. B. Stanley.....	Life State Cert.....	765 00	2	21	34	55	2
Marinette....	H. R. Chamberlain	Univ. of Wis. Dip....	1,000 00	4	4	99	151	250
Marshall....	J. B. Baldwin.....	Univ. of Wis. Dip....	1,000 00	2	24	29	53
Marshfield...	J. B. Borden.....	Univ. of Wis. Dip....	1,650 00	1	4	46	61	107
Mauston.....	W. E. Utendorfer .	Univ. of Wis. Dip....	1,200 00	2	2	75	38	113
Mayville.....	L. S. Keeley.....	Platteville N. S. Dip..	1,250 00	2	2	37	12	49	1
Mazomanie...	F. G. Kraege.....	Univ. of Wis. Dip....	1,100 00	1	2	36	47	83	2
Medford.....	F. W. Thomas.....	Univ. of Wis Dip.....	1,300 00	2	2	32	39	71
Menasha.....	John Callahan.....	Life State Cert.....	1,350 00	1	2	15	27	42
Merrill.....	Anna E. Anderson..	Life State Cert.....	1,100 00	2	4	66	133	199
Merrillan....	John E. Hale.....	River Falls N. S. Dip..	810 00	2	20	19	39
Milton Junc.	Jas. T. Healy.....	Univ. of Wis. Dip....	1,000 00	1	2	27	41	68
Mineral Point.	J. F. Bergen.....	Whitewater N. S. Dip.	1,300 00	1	3	52	73	125	3
Mondovi.....	J. W. Nesbit.....	Life State Cert.....	1,050 00	1	2	37	38	75
Monroe.....	A. F. Rote.....	Univ. of Wis. Dip....	1,500 00	2	3	44	77	121
Montello.....	Maurice Morrissey..	Whitewater N. S. Dip..	720 00	1	1	8	37	45
Montfort....	David James.....	Platteville N. S. Dip..	765 00	2	1	33	44	77	1
Mukwonago...	F. Vandewalker....	Oshkosh N. S. Dip....	630 00	1	1	20	26	46
Necedah.....	Fred Thomson.....	Univ. of Wis. Dip.....	900 00	1	2	21	44	65
Neenah.....	O. J. Schuster.....	Univ. of Wis. Dip.....	1,600 00	1	3	49	62	111
Neillsville...	L. W. Wood.....	Life State Cert.....	1,500 00	2	2	40	60	100	4
New Lisbon..	C. R. Thomson.....	Milwaukee N. S. Dip..	1,200 00	1	2	17	34	51
New London..	Paul G. W. Keller..	Milwaukee N. S. Dip..	1,200 00	1	2	37	65	102
New Richm'd.	C. J. Brewer.....	Life State Cert.....	1,150 00	2	3	58	92	150	5
Oconomowoc.	William Kittle....	Life State Cert.....	1,200 00	2	3	42	69	111	2
Oconto.....	R. L. Cooley.....	Oshkosh N. S. Dip....	1,200 00	2	2	31	60	91

Statistical Tables.

FREE HIGH SCHOOLS HAVING FOUR YEARS COURSES, 1901-1902—Continued.

Location.	Principal.	Legal qualifications of principal.	Salary of the principal.	No. TEACHERS EMPLOYED.		ENROLLMENT IN HIGH SCHOOL.			
				Male.	Fe-male.	<i>Pupils under 20 years of age.</i>			Pupils over 20.
						Male.	Fe-male.	Total.	
Omro	E. E. Sheldon	Life State Cert.....	\$1,000 00	1	2	21	54	75	2
Onalaska.....	B. F. Oltman.....	Life State Cert.....	1,000 00	1	1	19	46	65	1
Oregon	Franklin Gould.....	Life State Cert.....	1,000 00	1	1	36	33	69	1
Osceola	Paul VanderEike ..	Life State Cert.....	720 00	1	2	13	35	48
Palmyra.....	M. A. Kline.....	Milwaukee N. S. Dip..	750 00	1	1	18	19	37
Pewaukee	A. R. Clifton.....	Whitewater N. S. Dip..	900 00	1	1	16	17	33
Phillips	E. C. Gotham	Oshkosh N. S. Dip	1,000 00	1	2	15	18	33
Plainfield	Geo. E. Dafoe	Life State Cert.....	900 00	2	15	19	34	4
Platteville	Oliver E. Gray.....	Platteville N. S. Dip..	1,200 00	1	2	26	34	60	1
Plymouth	Otto Gaffron	Life State Cert.....	1,200 00	2	2	78	83	161
Portage	W. G. Clough	Univ. of Wis. Dip.....	1,600 00	1	4	59	90	149
Potosi	L. C. Hatch	Platteville N. S. Dip..	630 00	1	1	6	22	28
Pt. Wash'gt'n	A. G. Hough	Univ. of Wis. Dip.....	1,000 00	1	1	18	9	27
Poynette	C. E. Lamb	Life State Cert.....	850 00	1	2	25	30	55
Pra. du Chien.	Phillip A. Kolb.....	Univ. of Wis. Dip.....	1,000 00	1	2	15	30	45
Pra. du Sac..	A. L. Row	Oshkosh N. S. Dip	800 00	1	2	24	37	61	1
Prentice	Alvan B. Cook	Milwaukee N. S. Dip..	765 00	1	1	12	17	29	2
Prescott	James Goldsworthy	Univ. of Wis. Dip.....	900 00	1	2	28	17	45
Randolph	E. W. McCrary.....	Lawrence Univ. Dip....	900 00	1	2	28	29	57	1
Reedsburg	W. P. Roseman.....	Platteville N. S. Dip..	1,300 00	1	3	56	58	114	3
Rhinelande..	F. A. Lowell	Univ. of Wis. Dip.....	1,500 00	1	4	40	65	105

Statistical Tables.

Rice Lake.....	E. C. McClelland..	Cornell Col. Dip.....	1,200 00	1	2	32	67	99
Richland Cen.	Grant E. Pratt	Univ. of Wis. Dip.....	1,200 00	3	2	70	96	166 2
Ripon.....	V. A. Suydam.....	Univ. of Wis. Dip.....	1,100 00	2	2	32	58	90
River Falls...	J. W. T. Ames.....	Lawrence Univ. Dip...	1,300 00	2	2	45	36	81 10
Sauk City.....	J. E. Phillips.....	Stevens Point N.S. Dip	1,000 00	2	1	17	20	37
Seymour.....	Fred W. Axley	Oshkosh N. S. Dip.....	902 50	2	37	26	63 4
Sharon.....	W. B. Collins.....	Univ. of Wis. Dip.....	900 00	2	1	18	26	44 2
Shawano.....	J. Leidenberg.....	Lawrence Univ. Dip...	1,000 00	1	2	29	39	68 5
Sheboygan...	John S. Roeseler...	Univ. of Wis. Dip.....	1,400 00	5	5	117	139	256
Sheb'ygn F'ls	A. C. Kingsford...	Univ. of Wis. Dip.....	1,000 00	1	1	17	30	47
Shell Lake...	W. L. Bullock	Lawrence Univ. Dip...	1,000 00	1	2	23	29	52
Shullsburg...	A. G. Grant.....	Univ. of Kansas Dip...	950 00	2	1	35	32	67
Soldiers Grove	B. L. Birbeck.....	Platteville N. S. Dip...	585 00	1	1	17	18	35
Sparta.....	F. E. Doty.....	Univ. of Wis. Dip.....	1,700 00	2	4	60	96	156 14
Spring Green.	G. F. Snyder.....	Milwaukee N. S. Dip..	1,000 00	2	1	22	47	69 2
St. Croix F'ls.	Geo. A. Works.....	River Falls N. S. Dip..	800 00	1	1	16	34	50 1
Stevens Point.	Jas. W. Simmons..	Mich. State Cert.....	1,800 00	2	4	76	98	174 3
So. Milwaukee	Frank Kelly.....	Milwaukee N. S. Dip..	1,100 00	2	1	15	33	48
Stoughton...	Arthur H. Sholtz..	Whitewater N. S. Dip..	1,400 00	3	1	40	80	120
Sturgeon Bay.	E. E. Beckwith....	Life State Cert.....	1,100 00	2	2	48	59	107 1
Sun Prairie...	T. T. Blakely.....	Univ. of Wis. Dip.....	900 00	2	1	36	38	74
Tomah.....	Chas. H. Maxson...	Univ. of Wis. Dip.....	1,400 00	2	3	43	83	126 6
Tomahawk....	Ralph E. Smith...	Univ. of Wis. Dip.....	1,200 00	1	2	21	43	64 3
Two Rivers...	C. W. Vandewalker	Oshkosh N. S. Dip.....	1,200 00	1	2	23	26	49
Union Grove..	C. E. Randall.....	Whitewater N. S. Dip..	585 00	1	2	13	20	33
Viroqua.....	S. E. Pearson.....	Univ. of Wis. Dip.....	1,350 00	1	4	39	104	143 9
Walworth....	Frank J. Lowth...	Whitewater N.S. Dip..	630 00	1	2	10	30	40 1
Washburn....	D. E. Cameron....	River Falls N. S. Dip..	1,400 00	3	1	17	39	56
Waterloo....	Chas. H. Dietz....	Life State Cert.....	1,100 00	2	1	23	40	63
Watertown...	C. F. Viebahn.....	Life State Cert.....	850 00	3	3	64	118	182 2
Waukesha....	H. L. Terry.....	Life State Cert.....	1,850 00	3	3	84	110	194 3
Waupaca....	C. R. Showalter...	Platteville N. S. Dip..	1,200 00	1	3	43	56	99
Waupaca....	G. F. Loomis.....	Beloit Col. Dip.....	1,200 00	2	3	52	58	110 1
Wausau.....	C. C. Parlin.....	Univ. of Wis. Dip.....	1,400 00	4	7	107	130	237 2
Wauwatosa...	Francis M. Merica	Chicago Univ Dip.....	1,300 00	1	3	48	48	96 1
West Bend...	D. T. Keeley.....	Univ. of Wis. Dip.....	1,200 00	2	2	63	50	113 2

Statistical Tables.

FREE HIGH SCHOOLS HAVING FOUR YEARS COURSES, 1901-1902 — Continued.

LOCATION	Principal.	Legal qualifications of principal.	Salary of the principal.	No. TEACHERS EMPLOYED.		ENROLLMENT IN HIGH SCHOOL.			Pupils over 20.
				Male.	Fe-male.	<i>Pupils under 20 years of age.</i>			
						Male.	Fe-male.	Total.	
West De Pere.	G. Guthormsen....	Lawrence Univ. Dip....	\$950 00	1	3	27	31	58
Westfield.....	J. H. Wheelock....	Stevens Point N. S. Dip	720 00	2	4	11	38	49
West Salem ..	O. H. Miller	Whitewater N. S. Dip.	1,000 00	1	2	25	33	58	1
Weyauwega ..	J. J. Enright.....	River Falls N. S. Dip..	900 00	1	1	34	22	56
Whitewater ..	W. W. Martin.....	Illinois State N. S. Dip.	1,400 00	1	5	79	119	198	5
Winneconne..	C. F. Youmans....	Oshkosh N. S. Dip....	765 00	1	1	27	33	60
Wittenberg ..	M. B. Franklin....	Oshkosh N. S. Dip....	630 00	1	1	22	20	42	1
Wonewoc	M. H. White	Stevens Point N. S. Dip	800 00	1	2	20	28	48

Statistical Tables.

FREE HIGH SCHOOLS HAVING FOUR YEARS COURSES, 1901-1902.

LOCATION.	Average daily attendance.	No. of days taught	Pu-pils in English branches only.	Pu-pils in German.	Pu-pils in Latin.	Pu-pils in Greek	Pu-pils in both Latin and German.	Pu-pils in both Latin and Greek	COST OF INSTRUCTION IN			AVERAGE AGE OF PUPILS AT			
									German.	Latin.	Greek.	Enter'g		Leavi'g	
												Male.	Fe-male.	Male.	Fe-male.
Totals and av.	77	31,601	8,978	3,448	3,262	31	1,566	96	\$22,907 12	\$39,052 97	\$407 19	14.6	14.4	18.1	17.8
Albany	32	180	40	15.0	15.0	19.0	19.0
Algoma	48	200	56	15.0	14.5	19.0	18.5
Alma	50	180	30	15.0	15.0	18.0	18.0
Antigo	125	180	94	32	18	12	\$180 00	\$270 00	14.0	14.0	17.0	17.0
Appleton, 2d.	160	180	84	70	27	10	600 00	900 00	15.5	15.5	18.5	18.5
Appleton, 3d.	46	180	11	25	18	9	4 5 00	500 00	14.0	14.0	18.0	18.0
Arcadia	71	175	42	17	150 00	14.5	14.0	18.0	17.6
Argyle	49	180	60
Ashland	160	190	70	42	120	25	310 00	650 00	14.0	14.0	18.0	18.0
Augusta	69	180	62	23	150 00	16.0	15.0	20.0	18.0
Bangor	34	180	24	10	9	225 00	225 00	19.0	19.0	18.0	17.0
Baraboo	227	178	141	78	68	32	375 00	375 00	15.4	15.0	18.7	18.5
Barron	44	180	58	14.5	14.0	17.0	17.5
Bayfield	22	190	12	12	10	5	190 00	280 00	14.2	15.0	18.0	17.5
Beaver Dam..	92	200	28	51	31	8	350 00	375 00	14.0	14.0	16.0	17.0
Belmont	29	170	35	16.0	15.0	17.0	17.0
Beloit	208	190	22	79	152	11	35	11	400 00	1,000 00	\$150 00	14.1	14.2	18.3	18.3
Berlin	135	190	36	64	53	41	400 00	400 00	14.0	14.8	18.0	18.7
Birnamwood .	30	180	41	13.0	13.0	18.0	18.7
Black Earth..	40	180	49	14.0	14.0	17.0	18.0

Statistical Tables.

FREE HIGH SCHOOLS HAVING FOUR YEARS COURSES, 1901-1902—Continued.

LOCATION.	Average daily attendance.	No. of days ta'ght	Pu-pils in Eng-lish branches only.	Pu-pils in Ger-man.	Pu-pils in Latin.	Pu-pils in Greek	Pu-pils in both Latin and Ger-man.	Pu-pils in both Latin and Greek	COST OF INSTRUCTION IN			AVERAGE AGE OF PUPILS AT			
									German.	Latin.	Greek.	Enter'g		Leavi'g	
												Male.	Fe-male.	Male.	Fe-male.
Bl'ck Riv. F'ls	88	180	49	24	31	9	\$200 00	\$270 00	14.5	14.0	18.0	18.6
Bloomington	52	180	61	14.4	14.5	18.2	18.5
Boscobel	60	190	21	12	28	3	15.0	15.0	18.5	19.0
Brandon	35	190	2	21	14.5	14.5	17.0	17.0
Brodhead	80	180	22	27	37	13	14.3	13.4	19.0	17.4
Burlington	82	190	58	9	33	5	190 00	380 00	14.0	14.0	19.0	18.0
Cambria	31	180	37	17.0	16.0	18.0	19.0
Cambridge	34	177	39	14.0	13.0	17.0	18.0
Cassville	31	180	39	14.0	14.0	18.0	18.0
Chilton	70	200	64	17	16.0	16.0	18.0	18.0
Chippewa F'ls	132	180	108	22	41	146 25	382 50	15.0	15.4	18.5	18.2
Clinton	63	180	25	34	18	300 00	600 00	16.0	15.0	19.0	19.0
Clintonville..	67	180	69	19	450 00	14.0	13.0	19.0	18.0
Cobb	29	180	34	15.0	14.2	16.0	17.5
Colby	38	180	46	17.0	15.0	19.0	17.0
Columbus	113	190	78	54	32	12	142 50	285 00	14.8	14.1	18.0	17.5
Cumberland..	37	180	33	6	13	3	135 00	270 00	14.0	13.0	18.0	17.0
Darlington...	90	190	62	24	19	4	175 00	348 00	14.1	14.4	19.0	18.5
Deerfield	41	180	41	7	68 00	14.0	14.0	17.0	16.0
De Forest	63	180	63	11	17	3	135 00	236 25	15.6	14.0	18.2	17.0
Delavan	99	180	48	31	39	15	135 00	377 50	14.3	15.1	17.6	18.4
De Pere	59	186	46	9	15	9	160 00	380 00	15.0	14.0	18.0	17.5
Dodgeville....	137	180	106	26	23	3	150 00	300 00	14.8	15.5	18.1	18.1

Statistical Tables.

REPORT OF THE

Durand	41	180	50									15.0	14.0	18.0	16.0
East Troy	64	179	60	13								14.0	14.0	18.0	17.0
Eau Claire	343	180							630 00	1,260 00					
Edgerton	49	180	23	19	15		15		141 42	154 28		15.0	14.3	17.2	17.0
Elkhorn	119	180	67	36	31		15		247 50	247 50		15.0	15.4	19.4	19.6
Elroy	78	180	58	28					495 00			15.0	14.0	19.0	18.0
Ellsworth	75	180	73		34				225 00			14.0	13.0	19.0	18.0
Evansville	100	180	17	54	52	8	42	8	200 00	300 00	\$150 00	14.0	14.0	18.5	18.5
Fairchild	29	180	34									15.0	14.0	18.0	19.0
Fennimore	58	180	41	26					200 00			15.0	15.0	18.6	19.0
Florence	49	190	42	8								15.0	14.8	17.0	18.0
Fond du Lac	260	177	173	66	67		26		600 00	750 00		14.0	14.0	18.0	18.0
Ft. Atkinson	116	180	20	95	23		23		90 70	334 30		15.0	15.0	17.5	17.8
Fox Lake	37	172	28	13					144 00			15.0	16.0	18.0	18.0
Galesville	47	180	52									15.5	15.5	17.2	17.5
Glenwood	59	180	68									14.0	14.0	18.0	18.0
Gr. Rapids, E.	115	180	36	50	35		28		270 00	270 00		15.0	14.0	19.0	18.0
Gr. Rapids, W.	50	180	25	20	11				270 00	270 00		14.0	14.0	17.0	17.0
Gr'n Bay, E. S.	123	200	74	39	57		17		260 00	390 00		15.0	15.0	18.5	18.0
Gr'n Bay, W. S.	109	200	70	25	32		9		260 00	390 00		14.0	14.0	18.0	18.0
Greenwood	34	180	50									15.0	14.0	19.0	18.0
Hammond	36	180	59									16.0	15.0	20.0	19.0
Hartford	80	180	61	18	6							15.0	14.0	19.0	18.5
Hayward	16	136	35									15.6	14.7	18.3	17.8
Highland	32	180	23	14								14.8	14.7	18.0	16.0
Hillsboro	39	180	51									14.1	13.2	17.0	17.0
Horicon	60	200	52	10	18		10		127 00	150 00		15.0	14.2	18.6	18.0
Hudson	140	180	97	36	37		12		195 00	390 00		14.8	14.7	18.1	18.6
Hurley	78	200	24		14							15.0	15.0	19.0	19.0
Janesville	361	180	100	80	70	7	90	77	350 00	300 00		14.8	15.0	19.0	18.8
Jefferson	68	180	25	35	25		25		292 00	360 00		14.0	14.0	18.0	18.0
Juneau	37	200	44									13.0	12.0	18.0	17.0
Kaukauna	100	180	60	29	30		28					14.0	14.1	18.0	17.0
Kenosha	165	188	92	39	68	5	13	5	278 57	428 57	107 19	14.3	14.8	16.0	17.0
Kewaunee	87	198	90	27					201 30			14.0	14.0	18.6	18.5
Kiel	42	195	33	19								14.0	15.0	17.5	16.0

Statistical Tables.

STATE SUPERINTENDENT.

103

FREE HIGH SCHOOLS HAVING FOUR YEARS COURSES, 1901-1902 — Continued.

LOCATION.	Average daily attendance.	No. of days taught	Pu-pils in English branches only.	Pu-pils in Ger-man.	Pu-pils in Latin.	Pu-pils in Greek	Pu-pils in both Latin and Ger-man.	Pu-pils in both Latin and Greek	COST OF INSTRUCTION IN			AVERAGE AGE OF PUPILS AT			
									German.	Latin.	Greek.	Enter'g		Leavi'g	
												Male.	Fe-male.	Male.	Fe-male.
Lake Geneva.	88	180	31	24	52	7	\$200 00	\$400 00	15.5	15.0	19.4	18.6
Lake Mills	86	180	51	22	21	6	100 00	150 00	14.1	14.7	18.0	18.0
Lancaster	110	178	64	40	55	26	125 00	250 00	14.0	14.0	18.0	18.0
Lodi	81	180	30	12	35	6	16.0	15.0	20.0	19.0
Loyal	31	180	38	15.0	14.0	18.0	17.0
Manawa	42	180	57	15.0	14.0	19.0	18.0
Marinette	211	180	104	58	88	36	220 00	580 00	14.5	14.5	17.5	17.5
Marshall	38	180	38	15	14.0	13.0	17.0	17.1
Marshfield	91	190	48	33	37	20	166 00	404 00	15.0	14.0	18.4	18.0
Mauston	99	180	82	31	14.0	14.0	18.0	18.0
Mayville	43	196	10	40	13.8	13.7	17.0	18.0
Mazomanie	67	180	64	17	12	7	135 00	270 00	15.0	16.0	18.6	18.0
Medford	60	190	29	18	24	9	14.3	14.6	16.2	16.7
Menasha	36	190	12	6	24	4	200 00	300 00	14.5	13.9
Merrill	72	180	26	164	12	172	285 00	300 00	14.0	14.0	18.0	18.0
Merrillan	33	180	33	15.0	15.0	19.0	18.0
Milton Junc'n	53	180	41	14	13	7	112 00	170 00	16.0	15.0	18.0	19.0
Mineral Point	110	180	71	36	19	6	280 00	140 00	16.0	16.0	18.0	19.0
Mondovi	60	180	29	27	19	14.5	14.0	18.0	18.0
Monroe	101	180	40	51	27	14	540 00	630 00	15.7	14.6	18.4	17.3
Montello	34	180	45	13.0	13.0	17.0	17.0
Montfort	72	170	45	27	6	3	14.0	13.3	17.2	17.5
Mukwonago	37	180	46	15.7	15.5	17.4	17.6

Statistical Tables.

Necedah	51	180	47	10	12	3			15.0	14.0	16.0	17.0
Neenah	94	181	51	38	22	12	200 00	400 00	14.7	14.2	19.4	18.6
Neillsville	91	180	73	24	20	3	125 00	125 00	14.0	14.0	18.1	18.5
New Lisbon	45	180	27	11	13		108 00	100 00	15.0	14.9	18.0	18.0
New London	90	180	60	8	34	2	150 00	300 00	14.0	15.0	18.0	18.0
New Richm'd.	120	180	92	22	47	6	270 00	270 00	15.2	15.2	19.5	19.5
Oconomowoc	92	178	62	17	23		234 00	357 00	14.6	15.0	18.5	18.0
Oconto	70	180	45	18	32	14			15.5	15.0	19.0	19.0
Omro	67	180	51	26			225 00		16.0	15.0	19.0	18.0
Onalaska	46	180	66						14.5	14.5	18.5	18.5
Oregon	59	180	70						16.0	15.0	18.0	17.0
Osceola	37	178	41		9			40 00	15.0	15.0	19.0	18.0
Palmyra	35	180	37						13.0	13.0	16.0	16.0
Pewaukee	27	180	33						15.0	14.0	19.0	18.0
Phillips	29	180	33						14.0	14.0	18.0	18.0
Plainfield	35	180	46						15.0	14.0	19.0	17.0
Platteville	48	180	49	4	11	3	56 25	225 00	15.0	15.0	17.0	18.0
Plymouth	142	180	138	9	19	4	195 00	390 00	14.0	13.0	18.0	17.0
Portage	144	190	69	54	36	10	300 00	400 00	14.5	15.0	18.0	17.5
Potosi	23	180	25						15.0	16.5	18.7	19.2
Port Wash'g'n	24	200	27			1			15.0	15.0	19.0	19.0
Poynette	49	180	38	9	8	1			15.6	15.5	19.0	17.0
Pra. du Chien	35	180	21	16	9	5	75 00	150 00	14.0	15.0	16.7	17.7
Prairie du Sac	57	180	43	19	5	4	90 00	50 00	13.0	14.0	18.0	17.0
Prentice	25	178	31						14.0	15.0	19.0	18.5
Prescott	32	180	31	6	9	1	75 00	225 00	14.6	14.1	18.3	18.0
Randolph	47	175	37	12	13	3	165 00	330 00	15.6	15.0	19.0	19.0
Reedsburg	99	180	44	29	37	19		585 00	15.0	14.0	19.0	18.0
Rhineland	90	190	55	20	41	18	190 00	380 00	14.5	14.5	17.0	17.0
Rice Lake	78	180	89	10					15.0	15.0	18.7	18.7
Rich'd Cent'r	131	178	122	28	18	2	165 00	330 00	14.0	13.0	17.5	18.0
Ripon	75	190	25	25	48	25	183 00	367 00	15.2	15.5	18.3	18.8
River Falls	74	180	62	15	22	8	154 28	308 72	16.5	15.5	21.2	18.5
Sauk City	33	180	19	13	4	1	500 00		14.0	14.0	18.0	18.0
Seymour	54	180	49	18			900 00		15.1	14.8	19.0	18.0
Sharon	37	176										

Statistical Tables.

STATE SUPERINTENDENT.

105

FREE HIGH SCHOOLS HAVING FOUR YEARS COURSES, 1901-1902 — Continued.

LOCATION.	Average daily attendance.	No. of days ta'ght	Pu-pils in English branches only.	Pu-pils in German.	Pu-pils in Latin.	Pu-pils in Greek	Pu-pils in both Latin and German.	Pu-pils in both Latin and Greek	COST OF INSTRUCTION IN			AVERAGE AGE OF PUPILS AT			
									German.	Latin.	Greek.	Enter'g		Leavi'g	
												Male.	Female.	Male.	Female.
Shawano.....	62	180	35	20	18		9		\$160 00	\$225 00		14.5	15.0	19.0	20.0
Sheboygan...	218	200	190	66	63		60		250 00	600 00		15.0	14.0	18.0	18.0
Sheb'gan F'ls	37	200	43									14.0	13.0	18.0	17.0
Shell Lake...	40	180	52									15.0	13.0	17.0	17.0
Shullsburg...	58	190	22	10	30		7					14.0	14.0	18.0	18.0
Soldiers Gr'Ve	27	180	37									13.5	13.0	17.0	16.0
Sparta.....	142	180	82	63	73		35		292 50	320 00		15.5	15.0	19.5	18.0
Spring Green..	62	180	53	18								14.0	15.0	17.0	18.0
St. Croix F'ls.	37	179	50									14.8	15.3	18.0	18.0
Stevens Point.	125	190	26	10	8				190 00	700 00		14.0	14.0	18.0	18.0
So. Milwaukee	43	178	39	7	9							14.7	13.7	18.0	16.2
Stoughton...	103	180	51	25	42		12		270 00	270 00		14.0	15.0	17.6	18.1
Sturgeon Bay..	92	187	78	15	15		30		142 85	142 85		15.8	15.4	18.8	18.3
Sun Prairie...	62	180	74	12								14.3	14.7	17.0	17.0
Tomah.....	114	176	50	50	35		35		30 00	50 00		15.0	15.0	19.0	18.0
Tomahawk...	58	180	64									14.7	14.3	19.0	18.5
Two Rivers...	43	200	30	13	19		11		250 00	250 00		14.0	14.0	17.0	18.0
Union Grove..	32	180	20	9	20		7		225 00	225 00		15.0	16.0	17.0	17 C
Viroqua.....	112	180	30	41	37		16		247 00	217 00		15.0	14.0	19.0	17.0
Walworth.....	36	180	21	11	19		9		100 00	200 00		15.0	15.0	17.0	17.0
Washburn...	51	180	26	16	15		1		200 00	200 00		14.0	16.0	18.0	18.0
Waterloo.....	56	173	52	11					140 00			15.0	14.0	19.0	18.0
Watertown...	163	200	68	70	76		30		585 00	500 00		15.0	14.0	17.0	17.0

Statistical Tables.

Waukesha ...	167	195	82	46	69	24	400 00	600 00	14.7	15.3	18.8	18.9
Waupaca ...	93	190	68	34	32	18			15.7	15.7	17.9	17.7
Waupun ...	89	190	37	44	46	14	200 00	600 00	15.0	14.4	18.3	18.4
Wausau ...	194	180	119	58	62	15	315 00	397 50	14.5	14.6	18.1	17.4
Wauwatosa ...	89	190	36	24	37	12	266 00	500 00	14.0	14.2	18.0	18.4
West Bend ...	102	190	103	12			166 00		15.0	14.0	18.0	17.0
West De Pere.	53	176	43	8	10	4	155 00	310 00	14.0	14.0	18.0	17.0
Westfield ...	38	180	49						16.0	16.0	20.0	20.0
West Salem..	51	180	6	12	27	8			15.0	15.0	17.0	17.7
Weyauwega ..	45	180	56						14.0	15.0	18.0	18.0
Whitewater ..	169	200	125	32	40	15			15.0	15.0	19.0	19.0
Winneconne..	52	180	60						14.5	15.0	18.7	18.7
Wittenberg ..			43						12.0	12.0	16.0	16.0
Wonewoc	35	180	48						15.0	15.0	19.0	18.0

Statistical Tables.

STATE SUPERINTENDENT.

107

FREE HIGH SCHOOLS HAVING FOUR YEARS COURSES, 1901-1902.

LOCATION.	GRADUATES, 1901.		NO. GRADUATES, 1901, WHO HAVE TAUGHT SINCE.		GRADUATES THIS YEAR.		GRADUATES SINCE ORGANIZATION OF SCHOOL.		Is school on Univ. accredited list?	No. non-resident pupils during year.	Rate tuition for non-residents per month.	Total amount received for tuition.
	Male.	Fe-male.	Male.	Fe-male.	Male.	Fe-male.	Male.	Fe-male.				
Totals and av.	786	1,283	124	532	782	1,350	8,359	14,964		3,597	\$1 84	\$37,233 94
Albany	3	6	2	4	4	2			No	9	\$2 00	\$150 00
Algoma	3	6		2	1	5	25	32	Yes	14	1 00	
Alma	1	3		3	7	8	13	53	No	6	2 00	
Antigo	6	3	2	2	5	25	47	104	Yes			
Appleton, 2d	9	8		4	7	19	126	267	Yes	74	1 67	978 10
Appleton, 3rd	5	9		2	4	1	57	55	Yes		1 50	
Arcadia	8	10	2	6	7	2	76	82	Yes	29	2 00	472 50
Argyle	4	4	1	2	3	7			No	22	1 00	178 60
Ashland	9	15		7	5	10	44	87	Yes	8		
Augusta	1	4	1	2	5	4			Yes	31	2 00	450 00
Bangor	2	3	3	5		8			Yes	18	2 00	
Baraboo	8	19		10	10	27	114	233	Yes	30	1 50	606 50
Barron	1	4		2	2	2	20	33	No	13	2 00	57 40
Bayfield	1	1			1	2	17	41	Yes			
Beaver Dam	7	13	1	5	4	14	113	185	Yes	15	2 00	260 00
Belmont	2	10			2	3			No	13	1 00	
Beloit	7	16		3	7	18	134	416	Yes	42	2 00	657 00
Berlin	7	14		5	12	15			Yes	45	2 00	700 00
Birnamwood		1		1		6	7	19	No	12	2 00	118 00
Black Earth	4	6	2	5	6	3	44	48	Yes	18	2 00	278 00
Black River Falls	8	8	3	6	3	6	86	156	Yes	27	2 00	18 00
Bloomington	2	4		2	2	4	34	74	No	19	1 60	262 80

Statistical Tables.

REPORT OF THE

Boscobel.....	3	4	1	1	1	2	107	54	Yes	29	2 00	483 00
Brandon.....	2	2			6	3	59	82	No	21	1 50	
Brodhead.....	4	9			5	8	60	124	Yes	30	2 00	540 00
Burlington.....	7	8		4	2	8	65	151	Yes	33	2 00	593 50
Cambria.....	1	2				4	2	5	No	10	2 00	159 50
Cambridge.....	6	5	1	3	4	1	25	40	No	15		
Cassville.....	2	6		2	4	7	26	52	No	2	1 00	17 00
Chilton.....	3	5	2	4	5	6	78	72	No	36	2 00	87 50
Chippewa Falls...	3	17		10	6	12	95	158	Yes	22	1 66	62 50
Clinton.....	5	6		6	4	8	40	79	Yes	33	1 66	437 46
Clintonville.....	2	10			3	9	38	65	Yes	25	2 00	
Cobb.....	2	2		1	2	4	14	26	No	6	2 00	27 00
Colby.....	7	1	3	1	2	3	34	45	No	18	2 00	
Columbus.....	5	10	1	1	10	12	60	123	Yes	71	50	
Cumberland.....	4	7	1	2	4	3	41	43	Yes	10	2 00	100 00
Darlington.....	6	7	1	5	2	9	91	179	Yes	17	2 00	8 00
Deerfield.....	2	2		1		4	16	26	Yes	26	2 00	389 00
De Forest.....	7	4		2		8	32	35	Yes	34	2 00	445 50
Delavan.....	7	11		2	3	15	75	158	Yes	23	1 60	357 60
De Pere.....	7	6	1	2	4	8	41	93	Yes	15	2 00	286 75
Dodgeville.....	6	10	3	6	10	16	93	147	Yes	23	2 00	
Durand.....	4	4		1	5	3	43	46	Yes	9	1 66	136 66
East Troy.....	3	10	1	5	6	4	65	58	Yes	48	2 00	820 50
Eau Claire.....	16	30			12	34	131	243	Yes	19	2 00	292 50
Edgerton.....	6	4		1	3	4	54	102	Yes	35	2 00	400 00
Elkhorn.....	6	11		3	4	11	87	166	Yes	46	2 00	689 00
Elroy.....	3	1	9	7	2	8	41	60	Yes	17	2 00	
Ellsworth.....	3	8	1	5	2	5	16	39	No	50	1 40	435 15
Evansville.....	5	6			10	12	86	160	Yes	24	2 00	391 00
Fairchild.....					4	2	23	23	No	4	1 50	63 00
Fennimore.....	5	6	2	4	3	9	22	52	Yes	17	1 50	186 00
Florence.....	3	13		8	1	3	44	29	Yes	4		
Fond du Lac.....	12	30		4	15	19	189	423	Yes	47	2 00	746 00
Fort Atkinson....	4	5	1	1	6	12	158	247	Yes	40	2 00	
Fox Lake.....	2	7		4	2	3	33	64	Yes	16		
Galesville.....	1	4		3		2	2	6	Yes	17	2 00	

Statistical Tables.

FREE HIGH SCHOOLS HAVING FOUR YEARS' COURSES, 1901-1902—Continued.

LOCATION.	GRADUATES, 1901.		NO. GRADUATES, 1901, WHO HAVE TAUGHT SINCE.		GRADUATES THIS YEAR.		GRADUATES SINCE ORGANIZATION OF SCHOOL.		Is school on Univ. accredited list?	No. non-resident pupils during year.	Rate tuition for non-residents per month.	Total amount received for tuition.
	Male.	Female.	Male.	Female.	Male.	Female.	Male.	Female.				
Glenwood	10	14	2	2	4	3	27	44	Yes	20	\$2 00	\$324 00
Gr'd Rapids (E.S.)	14	10	2	5	10	18	113	113	Yes	29	2 00	450 00
Gr'd Rapi's (W.S.)	14	10	2	5	10	18	113	113	Yes	11	2 00	193 00
Green Bay (E. S.)	4	12	4	7	11	82	188	Yes	16	2 00	284 00
Green Bay (W. S.)	6	7	1	4	4	18	49	196	Yes	10	2 00	171 00
Greenwood.....	1	5	1	5	8	5	23	No	7	2 00
Hammond	2	5	4	2	2	5	9	No	20	2 00	241 00
Hartford.....	6	4	1	1	9	12	51	60	Yes	55	2 00	907 50
Hayward.....	5	5	8	24	No	1 00
Highland	3	6	3	5	4	5	No	6	2 00	102 00
Hillsboro	5	4	1	23	46	No	13	2 00
Horicon	3	9	1	4	4	7	64	101	Yes	38	2 00	578 00
Hudson	4	7	1	10	18	71	133	Yes	18	2 00
Hurley	1	4	3	1	3	3	No
Janesville	20	37	1	7	16	40	205	689	Yes	74	2 00
Jefferson	4	6	3	4	2	8	Yes	20	2 00	224 00
Juneau	1	6	6	22	36	Yes	5	1 50	54 00
Kaukauna	9	11	3	8	5	38	45	Yes	27	2 00	435 00
Kenosha	5	16	4	11	18	62	163	Yes	36	2 00	655 50
Kewaunee.....	11	6	4	3	15	6	85	78	Yes	8	2 00	160 00
Kiel.....	6	6	2	6	46	34	No	24	2 00	426 00
Lake Geneva.....	6	5	1	5	5	Yes	28	2 00
Lake Mills	6	10	3	4	16	66	109	Yes	2 00	419 00
Lancaster	4	16	6	7	15	106	171	Yes	19	1 60

Statistical Tables.

Lodi	1	9	1	8	6	92	128	No	41	2 00	596 00	
Loyal	2	6	4	1	1	15	25	No	12	1 50	123 25	
Manawa	1	3	3	3	5	30	29	No	8	1 66	
Marinette	9	21	8	12	21	73	165	Yes	8	2 00	
Marshall	2	4	1	3	4	53	30	Yes	11	2 00	
Marshfield	2	7	3	3	7	25	60	Yes	21	2 00	11 00	
Mauston	3	5	2	10	60	93	Yes	43	2 00	625 00	
Mayville	3	9	2	5	7	3	Yes	15	2 00	
Mazomanie	1	5	1	3	6	8	57	102	Yes	25	2 00	16 00
Medford	7	4	2	4	4	4	35	49	Yes	11	2 00
Menasha	4	7	45	132	Yes	2	2 00	38 00	
Merrill	8	13	2	1	8	13	Yes	10	2 00	180 00	
Merrillan	6	5	2	5	2	35	55	No	10	1 20	93 90
Milton Junction	2	9	6	3	6	21	49	Yes	21	2 00	314 50
Mineral Point	7	11	2	7	12	67	159	Yes	21	2 00	524 00
Mondovi	2	5	8	4	4	23	46	Yes	27	2 00
Monroe	8	14	2	5	8	14	180	279	Yes	27	2 00	52 00
Montello	6	2	7	37	66	No	3	2 00
Montfort	5	4	1	1	3	10	24	59	No	20	2 00
Mukwonago	5	1	5	4	4	10	5	No	22	1 60	290 40
Necedah	2	1	6	2	2	32	81	Yes	4
Neenah	3	14	1	4	7	69	175	Yes	10	2 00	151 00
Neillsville	5	1	1	3	5	34	25	Yes	18	2 00	302 50	
New Lisbon	1	5	2	1	5	39	76	Yes	20	1 33	278 67
New London	1	5	1	7	8	29	39	Yes	22	2 00
New Richmond	6	11	5	9	13	59	118	Yes	78	2 00	1,231 00
Oconomowoc	3	9	3	2	13	26	81	Yes	27	2 00	414 00
Oconto	4	8	5	2	2	78	Yes	7	2 00	70 00
Omro	8	2	3	2	1	8	68	107	Yes	39	2 00	612 00
Onalaska	6	3	1	2	2	4	38	42	Yes	14	2 00	201 50
Oregon	3	5	4	9	62	82	Yes	31	2 00	585 00	
Osceola	2	2	2	2	2	No	24	2 00	306 00
Palmyra	3	8	1	3	4	3	20	26	No	16	2 00	267 00
Pewaukee	1	3	1	1	1	49	26	No	9	2 00	135 00
Phillips	1	1	1	3	2	9	17	Yes	2 00
Plainfield	2	3	2	5	16	32	No	1 50	

Statistical Tables.

FREE HIGH SCHOOLS HAVING FOUR YEARS COURSES, 1901-1902—Continued.

LOCATION.	GRADUATES, 1901.		NO. GRADUATES, 1901, WHO HAVE TAUGHT SINCE.		GRADUATES THIS YEAR.		GRADUATES SINCE ORGANIZATION OF SCHOOL.		Is school on Univ. accredited list.	No. non-resident pupils during year.	Rate tuition for non-residents per month.	Total amount received for tuition.
	Male.	Female.	Male.	Female.	Male.	Female.	Male.	Female.				
Platteville.....	4	5	1	4	6	23	37	No.....	6	\$1 60	\$33 97
Plymouth.....	6	11	2	6	12	13	122	116	Yes.....	53	2 00	844 00
Portage.....	8	12	2	1	6	16	132	234	Yes.....	25	2 00	414 00
Potosi.....	2	6	3	1	4	22	68	9	2 00	131 50
Port Washington.	5	2	1	1	7	1	35	43	Yes.....	6	2 00	118 00
Poynette.....	4	4	1	3	1	6	40	62	Yes.....	23	1 50	241 00
Prairie du Chien..	2	10	3	4	4	39	74	Yes.....	5	2 00	62 00
Prairie du Sac....	5	8	1	4	5	26	40	Yes.....	21	2 00	335 50
Prentice.....	2	2	2	2	No.....	1 50
Prescott.....	3	1	39	42	No.....	6
Randolph.....	9	5	1	1	1	11	11	No.....	28	2 00	18 00
Reedsburg.....	9	8	1	6	2	9	75	78	Yes.....	32	2 00	511 66
Rhineland.....	1	2	1	2	6	6	Yes.....	7	2 00
Rice Lake.....	5	1	3	14	34	53	Yes.....	12	2 00
Richland Center..	8	9	1	5	11	10	103	148	Yes.....	39	2 00	503 33
Ripon.....	4	7	1	1	5	7	69	127	Yes.....	21	2 00	19 00
River Falls.....	4	2	1	1	6	5	42	41	Yes.....	30	1 40	277 10
Sauk City.....	2	3	1	1	2	26	21	Yes.....	2 00
Seymour.....	3	7	1	3	2	26	22	Yes.....	32	2 00
Sharon.....	4	1	4	8	Yes.....	15	2 00	262 50
Shawano.....	7	4	3	4	3	55	82	Yes.....	22	2 00	41 50
Sheboygan.....	6	15	5	8	19	102	204	Yes.....	16	2 00	289 00
Sheboygan Falls..	6	2	1	4	64	93	Yes.....	6	2 00
Shell Lake.....	2	6	1	3	2	3	25	40	No.....	8	2 00

Statistical Tables.

Shullsburg	5	9	4	7	1	9		*	Yes	23	2 00	387 50
Soldiers Grove						4			No	13	2 00	140 00
Sparta	13	16	2	6	5	11	138	226	Yes	55	2 00
Spring Green	4	2		2	4	12			Yes	28	2 00	418 00
St. Croix Falls					1	4	1	5	No	20	2 00	213 50
Stevens Point	9	7			10	15			Yes	3	1 50	81 25
South Milwaukee	2	7		4	2	7	2	7	No	6	2 00	108 00
Stoughton	13	8		4	8	11	65	118	Yes	36	2 00
Sturgeon Bay	9	6			6	9	50	92	Yes	4	1 50	46 97
Sun Prairie	2	4		3	4	8	33	59	Yes	20	1 50	270 00
Tomah	6	10			7	12	71	138	Yes	33	2 00	469 00
Tomahawk	2	8	1		1	3			No	7	2 00	14 00
Two Rivers	3	4		1	3	3	61	50	Yes	3	1 50	34 50
Union Grove			2	6	1	3	14	20	No	15	2 00	270 00
Viroqua	5	7		3	4	12	80	134	Yes	61	2 00	757 50
Walworth	2	4		1		4	20	32	No	16	2 00	200 00
Washburn	2	5		2		7	14	53	Yes	3
Waterloo	6	7	3	6	4	10			Yes	27	2 00	468 00
Watertown	10	15		4	6	18	105	229	Yes	23	2 00
Waukesha	11	12					51	114	Yes	41	50
Waupaca	14	9	1	1	9	15	115	129	Yes	29	2 00	468 00
Waupun	1	10		7	7	13	123	207	Yes	17	2 00	191 77
Wausau	11	10	3	2	9	7	68	124	Yes	19	2 00	207 00
Wauwatosa	2	8			9	11	65	144	Yes	24	2 00
West Bend	8	11	5	6	12	10	96	95	Yes	48	2 00	815 00
West De Pere	5	7	3	2	2	11	42	105	Yes	8	2 00	57 75
Westfield		3		3		6	29	74	Yes	10	2 00	141 00
West Salem	4				2	6	50	75	Yes	16	2 00	164 00
Weyauwega		11		3	4	5	21	78	No	14	1 33
Whitewater	9	10	1	3	13	11	103	102	Yes	42	2 00	800 00
Winneconne	3	4				4			No	16	2 00
Wittenberg	3	4	1	2	3	3			No		2 00
Wonewoc		2		2	1	2	30	35	No	12	2 00	162 00

*Lost in fire.

Statistical Tables.

STATE SUPERINTENDENT.

113

FREE HIGH SCHOOLS HAVING FOUR YEARS COURSES, 1901-1902.

LOCATION.	Average yearly salary of assistants.	Total am't of salaries of principal and assistants.	TOTAL NUMBER PUPILS ENROLLED.				Does H. S. Dist. furnish text books? If so, free, rented or sold?	High school apportionment, November, 1901.
			1st grade.	2d grade.	3d grade.	4th grade.		
Totals and av	\$499 01	\$429,622 33	5,775	4,185	2,976	2,269		\$82,690 66
Albany	\$405 00	\$1,170 00	13	11	9	7	No.....	\$466 20
Algoma	550 00	1,650 00	25	11	10	6	No.....	466 20
Alma	450 00	1,450 00	15	15	14	15	Yes, free	466 20
Antigo	495 00	3,380 00	50	32	30	32	No.....	466 20
Appleton, 2d dist...	750 00	7,760 41	62	48	40	30	No.....	466 20
Appleton, 3d dist...	639 00	4,695 00	18	17	15	6	No.....	466 20
Arcadia	472 50	1,845 00	29	17	17	9	No.....	466 20
Argyle	500 00	1,310 00	21	16	9	10	No.....	466 20
Ashland	659 30	5,477 50	87	90	27	15	No.....	466 20
Augusta	450 00	2,225 00	38	16	22	9	Yes, free	466 20
Bangor	450 00	1,710 00	15	9	6	8	Yes, free	466 20
Baraboo	630 00	5,810 00	93	73	52	37	No.....	466 20
Barron	540 00	1,540 00	19	21	12	6	No.....	466 20
Bayfield	546 25	2,292 50	13	4	9	3	Yes, free	466 20
Beaver Dam.....	633 33	3,850 00	20	18	29	45	No.....	466 20
Belmont	315 00	945 00	18	3	9	5	No.....	466 20
Beloit.....	600 00	6,800 00	103	75	50	25	No.....	466 20
Berlin.....	559 40	3,356 40	52	33	41	27	Yes, rented..	466 20
Birnamwood	405 00	1,080 00	12	15	5	9	Yes, free	461 34
Black Earth	472 20	1,425 00	24	9	7	10	Yes, sold	466 20
Black River Falls...	350 00	3,050 00	48	24	20	12	No.....	466 20
Bloomington	405 00	1,125 00	25	10	17	9	Yes, free	466 20

Statistical Tables.

Boscobel	475 00	2,425 00	21	37	14	14	Yes, sold	466 20
Brandon	427 50	1,327 50	17	11	6	9	No	466 20
Brodhead	465 00	2,495 00	35	15	30	13		466 20
Burlington	554 17	2,635 00	41	25	14	10	Yes, rented	466 20
Cambria	360 00	1,125 00	13	12	7	5	No	440 37
Cambridge	432 00	1,152 00	16	13	5	5	No	466 20
Cassville	405 00	1,205 00	10	10	8	11	Yes, rented	466 20
Chilton	550 00	2,100 00	28	25	12	11	No	466 20
Chippewa Falls	604 00	4,770 00	70	50	25	26	No	466 20
Clinton	450 00	2,100 00	30	18	14	13	No	466 20
Clintonville	450 00	1,900 00	17	26	29	15	Yes, sold	466 20
Cobb	405 00	1,025 00	15	4	9	6	No	419 40
Colby	405 00	1,180 00	19	12	9	6	No	466 20
Columbus	459 16		49	40	25	22		466 20
Cumberland	550 00	2,090 00	21	15	9	7	Yes, free	466 20
Darlington	522 50	2,767 50	36	38	23	15	No	466 20
Deerfield	360 00	1,080 00	17	12	14	5	No	466 20
De Forest	585 00	2,770 00	35	26	8	15	No	995 00
Delavan	480 00	2,880 00	38	38	22	20	No	466 20
De Pere	523 00	2,200 00	25	22	5	13	Yes, free	466 20
Dodgeville	585 00	3,540 00	45	36	37	34	No	466 20
Durand	456 00	1,450 00	19	14	9	8	No	466 20
East Troy	360 00	1,440 00	13	32	18	10	No	466 20
Eau Claire	643 75	8,830 00					Yes	466 20
Edgerton	517 50	2,035 00	29	17	7	9	No	466 20
Elkhorn	517 25		47	41	29	15	Yes, rented	466 20
Elroy	477 50	2,045 00	40	18	18	10	No	466 20
Ellsworth	405 00	1,630 00	35	41	22	9	No	466 20
Evansville	495 00	2,835 00	30	28	33	22	Yes, sold	466 20
Fairchild	450 00	1,500 00	8	9	10	7	Yes, free	466 20
Fennimore	475 00		26	15	12	14	No	466 20
Florence			21	14	10	5	Yes, free	466 20
Fond du Lac	656 00	7,765 00	133	89	50	34	No	466 20
Fort Atkinson	562 50	3,290 00	54	29	33	21	No	466 20
Fox Lake	416 25	1,832 50	16	12	7	6	No	466 20
Galesville	550 00	1,325 00	23	11	15	2	Yes, sold	466 20

Statistical Tables.

FREE HIGH SCHOOLS HAVING FOUR YEARS COURSES, 1901-1902 — Continued.

LOCATION.	Average yearly salary of assistants.	Total am't of salaries of principal and assistants.	TOTAL NUMBER PUPILS ENROLLED.				Does H. S. Dist. furnish text books? If so, free, rented or sold?	High school apportionment, November, 1901.
			1st grade.	2d grade.	3d grade.	4th grade.		
Glenwood	\$495 00	\$1,595 00	29	18	14	7	\$466 20	
Grand Rapids (E. S.)	540 00	3,575 00	30	34	29	28	Yes, sold.... 466 20	
Grand Rapids (W.S.)	540 00	2,035 00	22	20	14	Yes, sold.... 466 20	
Green Bay (E. S.) ..	630 00	4,145 00	57	40	33	20	No..... 466 20	
Green Bay (W. S.)..	560 00	2,540 00	54	29	22	26	No..... 466 20	
Greenwood.....	455 00	1,370 00	21	11	9	8	Yes, free 466 20	
Hammond	400 00	1,000 00	23	18	11	7	Yes, rented.. 466 20	
Hartford	475 00	2,150 00	No..... 466 20	
Hayward	517 50	2,240 00	21	10	4	Yes, free 466 20	
Highland	405 00	1,125 00	14	9	4	10	Yes, sold.... 466 20	
Hillsboro.....	382 50	1,102 50	25	12	10	2	Yes, free 326 20	
Horicon.....	500 00	2,100 00	18	20	18	12	Yes, sold.... 466 20	
Hudson	520 00	3,450 50	47	45	33	28	No..... 466 20	
Hurley.....	650 00	2,450 00	12	15	12	8	No..... 466 20	
Janesville	647 50	10,317 50	175	135	71	56	No..... 466 20	
Jefferson	620 00	2,900 00	30	20	20	10	Yes, free 466 20	
Juneau	425 00	1,750 00	12	15	5	12	No..... 466 20	
Kaukauna	562 50	3,350 00	40	43	24	13	No..... 466 20	
Kenosha	766 66	6,100 00	75	42	36	33	No..... 466 20	
Kewaunee.....	650 00	2,250 00	60	18	18	21	No..... 466 20	
Kiel.....	500 00	1,300 00	15	12	11	8	Yes, rented.. 466 20	
Lake Geneva.....	567 00	3,333 50	56	18	21	12	Yes, free 466 20	
Lake Mills	436 50	2,005 00	36	25	15	24	Yes, free 466 20	
Lancaster	513 33	3,040 00	40	39	34	22	Yes, rented.. 466 20	

Statistical Tables.

Lodi	450 00	2,302 50	36	28	12	14	No	466 20
Loyal	360 00	900 00	14	9	13	2	Yes, sold	466 20
Manawa	405 00	1,170 00	18	18	10	11	No	562 50
Marinette	625 62	5,005 00	104	76	37	23	Yes, free	466 20
Marshall	405 00	1,405 00	23	12	9	7	No	645 00
Marshfield	550 00	3,882 50	47	29	21	10	No	466 20
Mauston	465 00	2,482 50	57	20	23	13	Yes, free	466 20
Mayville	450 00	2,370 00	18	11	9	12	Yes, sold	466 20
Mazomanie	472 50	2,045 50	39	25	7	14	Yes, free	466 20
Medford	490 00	2,707 50	27	20	16	8	Yes, free	466 20
Menasha	600 00	2,520 00	19	13	10	No	466 20
Merrill	540 00	3,800 00	85	65	28	21	No	466 20
Merrillan	405 00	1,215 00	18	11	3	7	No	410 08
Milton Junction	450 00	1,900 00	30	13	16	9	No	466 20
Mineral Point	510 00	2,830 00	43	39	23	19	No	466 20
Mondovi	472 50	1,995 00	24	24	15	12	No	466 20
Monroe	585 00	3,840 00	44	27	25	25	Yes, free	466 20
Montello	450 00	1,170 00	15	14	9	7	No	466 20
Montfort	392 25	1,530 00	23	22	20	13	No	720 00
Mukwonago	360 00	990 00	9	15	13	9	No	419 40
Necedah	472 50	1,815 00	15	18	22	2	Yes, sold	466 20
Neenah	600 00	3,600 00	42	36	21	12	Yes, sold	466 20
Neillsville	510 00	3,030 00	34	39	19	12	No	466 20
New Lisbon	450 00	2,100 00	12	18	12	9	Yes, sold	466 20
New London	635 00	2,470 00	42	32	10	8	Yes, sold	466 20
New Richmond	533 72	2,981 30	10	41	32	22	Yes, rented	466 20
Oconomowoc	532 37	3,329 47	48	29	19	15	No	466 20
Oconto	540 00	2,820 00	28	30	23	10	Yes, free	466 20
Omro	360 00	1,523 00	32	20	17	8	Yes, sold	466 20
Onalaska	405 00	1,404 00	24	22	14	6	Yes, free	466 20
Oregon	450 00	1,450 00	No	466 20
Osceola	360 00	1,440 00	18	25	3	4	Yes, sold	466 20
Palmyra	405 00	1,080 00	7	7	9	14	Yes, free	466 20
Pewaukee	540 00	1,440 00	18	4	9	2	Yes, sold	466 20
Phillips	477 50	1,940 00	15	8	5	5	Free	466 20
Plainfield	450 00	1,350 00	15	6	5	7	No	466 20

Statistical Tables.

FREE HIGH SCHOOLS HAVING FOUR YEARS COURSES, 1901-1902—Continued.

LOCATION.	Average yearly salary of assis ants.	Total am't of salaries of principal and assist- ants.	TOTAL NUMBER PUPILS ENROLLED.				Does H. S. Dist. furnish text books? If so, free, rented or sold?	High School apportion- ment, November, 1901.
			1st grade	2d grade	3d grade.	4th grade		
Platteville.....	\$127 50	\$2,055 00	23	11	14	13	Yes, free	\$466 20
Plymouth.....	510 00	2 8_0 00	43	58	29	26	Yes, sold....	466 20
Portage.....	625 00	3,800 00	29	39	36	50	Yes, free	466 20
Potosi.....	300 00	1,000 00	12	3	5	5	No.	398 43
Port Washington ..	500 00	1,500 00	10	6	3	8	No.	466 20
Poynette.....	382 5_	1,615 00	21	19	8	7	No.	466 20
Prairie du Chien....	450 00	1,900 00	15	8	12	10	No.	466 20
Prairie du Sac.....	495 00	1,790 00	21	16	11	11	Yes, free	466 20
Prentice.....	450 00	1,215 00	9	11	6	5	Free	466 20
Prescott.....	427 00	1,755 00	21	12	5	4	Yes, sold....	466 20
Randolph.....	495 00	1,395 00	21	17	14	1	No.	466 20
Reedsburg.....	511 66	2,835 00	51	35	18	11	No.	466 20
Rhineland.....	570 00	3,780 00	60	27	6	12	No.	466 20
Rice Lake.....	472 00	2,145 00	50	20	10	19	Yes, free	466 20
Richland Center ...	517 50	3,270 00	69	55	14	24	Yes, free	466 20
Ripon.....	573 33	2,820 00	34	28	16	12	No.	466 20
River Falls.....	566 00	2,715 00	47	15	18	11	Yes, free	466 20
Sauk City.....	483 50	1,967 50	8	11	14	4	Yes, free ...	466 20
Seymour.....	570 00	1,472 50	34	15	5	13	No.	466 20
Sharon.....	472 50	1,845 00	Yes, rented..	466 20
Shawano.....	472 50	1,945 00	30	19	15	9	No.	466 20
Sheboygan.....	630 00	7,600 00	101	72	46	34	No.	466 20
Sheboygan Falls....	600 00	1,600 00	21	16	5	5	Yes, sold....	466 20
Shell Lake.....	445 00	1,990 00	20	14	10	8	Yes, free	697 50

Statistical Tables.

Shullsburg.....	472 50	1,855 00	39	15	3	9	No.....	466 20
Soldiers Grove.....	365 00	1,900 00	13	15	6	3	No.....	398 43
Sparta.....	567 00	4,535 00	46	46	38	30	Yes, free....	466 20
Spring Green.....	495 00	1,990 00	15	24	13	19	No.....	466 20
St. Croix Falls.....	450 00	1,250 00	24	10	11	5	Yes, free....	466 20
Stevens Point.....	615 98	4,879 09						466 20
South Milwaukee..	540 00	2,180 00	14	15	11	10	No.....	466 20
Stoughton.....	560 00	3,080 00	46	37	17	20	Yes, free....	466 20
Sturgeon Bay.....	450 00	2,650 00	40	30	22	16	No.....	466 20
Sun Prairie.....	405 00	1,710 00	40	6	14	12	No.....	466 20
Tomah.....	600 00	3,200 00	52	32	27	20	Yes, free....	466 20
Tomahawk.....	540 00	2,290 00	23	20	17	4	Free.....	466 20
Two Rivers.....	500 00	2,200 00	22	5	16	6	Yes, free....	466 20
Union Grove.....	427 50	1,440 00	10	7	10	5	No.....	466 20
Viroqua.....	483 75	3,285 00	55	33	33	21	Yes, free....	466 20
Walworth.....	382 50	1,395 00	20	6	9	6	No.....	466 20
Washburn.....	600 00	3,335 00	20	10	18	7	Yes, free....	466 20
Waterloo.....	430 00	2,050 00	24	21	4	14	Yes, free....	466 20
Watertown.....	710 00	4,400 00	74	50	32	26	Yes, free....	466 20
Waukesha.....	652 50	5,112 50	90	52	37	18	Sold.....	466 20
Waupaca.....			32	36	26	26	Yes, rented..	466 20
Waupun.....	541 87	3,367 50	23	33	33	20	No.....	466 20
Wausau.....	476 72	5,683 75	99	64	56	16	No.....	466 20
Wauwatosa.....	633 00	2,940 00	28	32	17	20	No.....	466 20
West Bend.....	550 00	2,815 00	35	32	28	22	No.....	466 20
West De Pere.....	562 50	2,219 00	26	10	9	13	Yes, free....	466 20
Westfield.....	360 00	1,080 00	15	14	10	10	No.....	466 20
West Salem.....	382 50	1,575 00	26	18	13	9	Yes, free....	466 20
Weyauwega.....	450 00	1,350 00	21	10	11	14	No.....	466 20
Whitewater.....	630 00	4,550 00	99	42	24	28	No.....	466 20
Winneconne.....	450 00	1,215 00	45	19	12	4	No.....	466 20
Wittenberg.....	405 00	1,035 00	16	8	12	7	Sold.....	272 61
Wonewoc.....	450 00	1,350 00	19	10	11	6	Yes, free....	466 20

Statistical Tables.

STATE SUPERINTENDENT.

FREE HIGH SCHOOLS HAVING THREE YEARS COURSES, 1901-1902.

Location.	Principal.	Legal qualifications of principal.	Salary of the principal.	No. TEACHERS EMPLOYED.		ENROLLMENT IN HIGH SCHOOL.			
				Male.	Fe-male.	<i>Pupils under 20 years of age.</i>			Pupils over 20.
						Male.	Fe-male.	Total.	
Totals and ave			\$695 04	51	10	649	941	1,590	8
Almond	Frank Springer	Stevens Point N. S. Dip.	\$450 00	1		21	21	42	
Amherst	David Newberry	Lawrence Univ. Dip.	675 00	1		13	25	38	
Avoca	B. W. Gillett	Univ. of Wis. Dip.	540 00	1		11	11	22	
Baldwin	A. M. Wakefield	Lim. State Cert.	720 00	2		14	23	37	
Belleville	H. E. Smith	Univ. of Wis. Dip.	765 00	1		17	31	48	
Benton	H. G. Case	Platteville N. S. Dip.	675 00	1	1	8	22	30	
Blair	O. L. Fuller	River Falls N. S. Dip.	725 00	1		17	35	52	
Bloomer	C. D. Donaldson	Superior N. S. Dip.	810 00	1	1	17	31	48	
Brillion	R. E. Carncross	Whitewater N. S. Dip.	810 00	1		24	18	42	
Cadott	E. C. Roberts	Platteville N. S. Dip.	720 00	1		5	15	20	
Cashton	H. C. Almy	River Falls N. S. Dip.	720 00	1		25	28	53	
Cedarburg	Chas. Law	Life State Cert.	900 00	3		22	15	37	
Chetek	O. S. Ely	Superior N. S. Dip.	630 00	1		6	21	27	
Cuba City	Harry Gilmore	Platteville N. S. Dip.	540 00	1		18	15	33	
Fountain City	L. T. Martin	Mich. N. S. Dip.	765 00	1		23	18	41	
Friendship	S. A. Stivers	Milwaukee N. S. Dip.	625 00	1		12	26	38	
Glenbeulah	V. H. Huck	Oshkosh N. S. Dip.	720 00	1		20	15	35	
Grantsburg	W. F. Steve	Platteville N. S. Dip.	800 00	1		12	24	36	1
Hazel Green	Chas. M. Fox	Platteville N. S. Dip.	679 00	1		16	14	30	
Humbird	H. S. Perry	Stevens Point N. S. Dip.	630 00	1		8	8	16	

Statistical Tables.

Iola.....	Oscar Gunderson..	Lim. State Cert.....	720 00	1	1	18	18	36	1
Iron River	Fred C. Wells	Oshkosh N. S. Dip....	1,125 00	1	1	13	16	29	1
Linden.....	Emery Bray	Platteville N. S. Dip..	630 00	1	8	15	23
Lone Rock	M. T. Buckley.....	Oshkosh N. S. Dip....	540 00	1	12	20	32
Marion.....	E. O. Dent.....	Life State Cert.....	720 00	1
Middleton.....	E. A. Reynolds.....	Platteville N. S. Dip..	675 00	1	13	16	29
Milton.....	Fred R. Hamilton..	Oshkosh N. S. Dip....	585 00	1	1	20	20	40
Mt. Hope	G. J. Zimmerman..	Life State Cert.....	540 00	1	6	14	20
Muscoda	R. M. Orchard.....	Platteville N. S. Dip..	720 00	1	1	11	15	26
Oakfield	B. W. Bridgeman ..	Oshkosh N. S. Dip....	810 00	1	14	19	33
Oakwood.....	Anton Minsart.....	Oshkosh N. S. Dip....	585 00	1	7	7	14
Ontario.....	C. P. Norgord.....	Whitewater N. S. Dip..	700 00	1	20	14	34
Pepin.....	Wm. Darling.....	Milwaukee N. S. Dip..	675 00	1	11	20	31
Peshtigo.....	H. C. Stair.....	Whitewater N. S. Dip..	810 00	1	1	12	34	46
Reeseville	E. R. Oliver.....	Ripon Col. Dip.....	630 00	1	15	4	19
Rosendale	Atice M. Tetherly ..	Mass. Life Cert., St. Ct	630 00	1	1	15	16	31
Sextonville	E. G. Dowdna.....	Platteville N. S. Dip..	480 00	1	1	21	34	55
Spring Valley.....	Andrew Otterson...	Beloit Col. Dip.....	675 00	1	13	18	31
Stanley.....	T. W. Davies.....	Oshkosh N. S. Dip....	1,050 00	1	1	12	33	45
Stockbridge	Thos. Webster	Platteville N. S. Dip..	640 00	1	14	19	33	1
Thorp.....	A. F. Elmegreen ..	Life State Cert.....	720 00	1	11	29	40
Trempealeau.....	C. J. McCormick..	Platteville N. S. Dip..	720 00	1	12	21	33
Unity.....	D. H. Shephardson..	Oshkosh N. S. Dip....	558 00	1	6	15	21	2
Verona.....	Thos. S. Thompson	Univ. of Wis. Dip.....	825 00	1	16	22	38
Viola.....	Chas. Washburn ..	Life State Cert.....	720 00	2	9	25	34	2
Waldo.....	W. H. Schwalbe ..	Lim. State Cert.....	585 00	1	17	44	61
Wilton.....	W. C. Harrison.....	Stevens Point N. S. Dip	700 00	1	14	17	31	1

Statistical Tables.

STATE SUPERINTENDENT.

FREE HIGH SCHOOLS HAVING THREE YEARS COURSES, 1901-1902.

LOCATION.	Average daily attendance.	No. of days ta'ght	Pu-pils in Eng-lish branches only.	Pu-pils in Ger-man.	Pu-pils in Latin.	Pu-pils in Greek.	Pu-pils in both Latin and Ger-man.	Pu-pils in both Latin and Greek	COST OF INSTRUC-TION IN			AVE. AGE OF PULILS AT			
									Ger-man.	Latin.	Greek	Entering.		Leaving.	
												Male.	Fe-male.	Male.	Fe-male.
Totals and av.	27	8,334	1,577	35	\$130	14.6	14.3	17.3	17.1
Almond	30	150	42	15.0	14.0	18.0	17.0
Amherst	27	180	27	14.0	15.0	17.0	18.0
Avoca	17	180	22	14.5	13.0	18.0	17.0
Baldwin	34	180	37	15.0	14.0	17.0	17.0
Belleville	45	180	48	16.0	15.0	18.0	18.0
Benton	22	180	30	14.0	13.0	17.0	16.0
Blair	51	180	52	13.0	14.0	17.0	18.0
Bloomer	42	178	48	15.0	15.0	17.0	17.0
Brillion	36	180	42	14.0	13.0	17.0	16.0
Cadott	18	180	20	14.6	15.5	17.0	17.0
Cashton	33	160	53	13.0	14.0	18.0	17.0
Cedarburg	33	198	2	35	\$130	15.5	14.8	18.2	17.8
Chetek	23	180	27	15.0	14.0	18.0	17.0
Cuba City	23	180	33	16.0	15.5	17.0	17.0
Fountain City	34	180	41	13.0	13.0	17.0	16.0
Friendship	34	180	38	14.4	14.1	17.8	18.0
Glenbeulah	22	180	35	15.0	15.0	18.0	18.0
Grantsburg	29	160	37	15.0	15.0	18.0	18.0
Hazel Green	19	180	30	15.0	15.0	18.0	18.0
Humbird	12	180	16	16.0	16.0	18.0	19.0
Iola	27	174	36	15.0	15.0	17.0	16.5

Statistical Tables.

Iron River	22	180	30								13.6	13.6	17.1	17.0
Linden	19	180	23								15.0	15.0	18.0	18.0
Lone Rock	24	180	32								15.0	14.0	18.0	17.0
Marion	20	178	25								15.5	15.0	16.0	17.0
Middleton	25	180	29								14.0	14.0	18.0	17.0
Milton	31	180	40								14.0	14.0	17.0	17.0
Mr. Hope	17	180	20								14.0	14.0		18.0
Muscoda	23	180	26								14.0	14.0	17.0	17.0
Oakfield	31	180	33								13.0	13.0	16.0	16.0
Oakwood	12	177	14								13.0	14.0	18.0	17.0
Ontario	29	180	34								16.0	16.0	17.0	17.0
Pepin	26	170	31								13.6	13.0	17.0	17.0
Peshtigo	37	180	46								13.0	13.0	17.0	17.0
Reeseville	15	178	19								13.0		17.0	15.0
Rosendale	25	178	31								16.0	13.0	16.0	15.0
Sextonville	44	158	55								16.0	14.0	18.0	17.0
Spring Valley	22	180	31								15.0	15.0	18.0	18.0
Stanley	32	180	45								14.0	15.0	16.0	16.0
Stockbridge	23	160	34								15.0	15.0	16.0	16.0
Thorp	26	175	40								14.0	14.0	19.0	17.0
Trempealeau	25	180	33								14.0	14.0	17.0	17.0
Unity	16	180	23								14.0	14.0	17.0	17.0
Verona	29	180	38								18.0	16.0	18.0	17.0
Viola	29	180	36								15.0	16.0	17.0	18.0
Waldo	48	180	61								15.0	13.0	18.0	18.0
Wilton	27	180	32								14.0	14.0	18.0	18.0

Statistical Tables.

STATE SUPERINTENDENT.

FREE HIGH SCHOOLS HAVING THREE YEARS COURSES, 1901-1902.

LOCATION.	GRADUATES, 1901.		NO. GRADUATES, 1901, WHO HAVE TAUGHT SINCE.		GRADUATES THIS YEAR.		GRADUATES SINCE ORGANIZATION OF SCHOOL.		Is school on Univ. accredited list?	No. non-resident pupils during year.	Rate tuition for non-residents per month.	Total amount received for tuition.
	Male.	Female.	Male.	Female.	Male.	Female.	Male.	Female.				
Totals and av.	99	164	37	81	88	190	800	1,210		545	\$1 77	\$5,579 28
Almond	3	2			2		7	2	No	21	\$1 00	\$32 50
Amherst	3	2	2	1	1	3			No	26	1 50	225 00
Avoca							7		No	5	1 33	42 00
Baldwin	2	3						10	No	2	2 00	11 00
Belleville	3	5		2	3	12	28	48	No	20	1 60	
Benton	3	4			1	7	7	16	No	2	1 00	18 00
Blair	3	4	3	3	3	12	6	16	No	18	2 00	275 00
Bloomer	5	4	1	2	3	10	22	57	No	18	2 00	239 00
Brillion	2	1			4	4	31	20	No	15	2 00	215 00
Cadott		7		4	1	6	16	48	No	3	1 00	25 00
Cashton	4	1	1	1	4	3	8	4	No	21	2 00	230 25
Cedarburg	5	5			2		19	8	No	5	2 00	100 00
Chetek	1	3		3		3	28	38	No	7	2 00	98 00
Cuba City	5	4	2	2		2	19	24	No	8	2 00	84 50
Fountain City		5		2	5	3	5	8	No	3	1 75	47 25
Friendship	2	3	1	2		7	8	27	No	19	1 50	142 26
Glenbeulah	5	5		1	1		37	50	No	18	1 67	157 76
Grantsburg	3	5	1	4			6	12	No	21	2 00	160 00
Hazel Green		2			1	3	40	68	No	3	1 50	
Humbird	1		9	10				18	No	4	2 00	43 50
Iola	2	4	1	1	2	6	7	11	No	13	2 00	180 00

Statistical Tables.

Iron River									No			
Linden	2	4	2	1	2	3	16	40	No	6	2 00	100 00
Lone Rock	2	2	1				4	13	No	13	2 00	180 50
Marion						1	6	2	No	3	2 00	39 00
Middleton		5		2	1	3	37	36	No	6	2 00	97 00
Milton	2	8		2			8	4	No	8	2 00	
Mt. Hope		2			1	3	21	28	No	10	1 60	99 60
Muscoda	5	2			2	2	45	41	No	6	1 50	111 00
Oakfield	7	8	3	5	2	7	41	75	No	11	1 50	
Oakwood		4			3	3	31	22	No	7		
Ontario									No	9		
Pepin	4	5		3	1	7	31	53	No	11	2 00	167 00
Peshtigo		8		8	2	10	17	69	No	5		
Reeseville	3				5	2	13	9	No	6	1 50	70 87
Rosendale	5	6	1	2	3	2	25	26	No	18	2 00	258 50
Sextonville	4	6	4	2	4	5	53	49	No	43	2 00	517 50
Spring Valley					4	4	4	4	No	9	2 00	132 00
Stanley	1	4		2	2	5	7	19	No	13	1 50	140 92
Stockbridge	1	6	1		4	4	18	29	No	12	1 50	120 75
Thorp		3		2	1	4	4	5	No	3	2 00	
Trempealeau	1	3		3	3	1	21	29	No		2 00	
Unity	1	1			1	5	24	25	No	10	2 00	116 00
Verona	1	1		1	5	5	6	6	No	9	1 66	
Viola	2	5		4	2	7	16	23	No	21	2 00	277 50
Waldo	2	9	1	4	2	4	27	40	No	40	1 75	566 12
Wilton	4	3	3	2	4	1	21	42	No	14	2 00	209 00

Statistical Tables.

STATE SUPERINTENDENT.

FREE HIGH SCHOOLS HAVING THREE YEARS COURSES, 1901-1902.

LOCATION.	Average yearly salary of assistants.	Total am't of salaries of principals and assistants.	TOTAL NUMBER OF PUPILS ENROLLED.			Does H. S. Dist. furnish text-books? If so, free, rented or sold?	High School apportionment, November, 1901.
			1st grade.	2d grade.	3d grade.		
Totals and averages ..	\$292 42	\$36,659 00	607	484	346	\$14,441 51
Almond	\$225 00	\$675 00	\$104 85
Amherst	675 00	24	10	4	No	349 50
Avoca	540 00	4	11	7	No	272 61
Baldwin	250 00	970 00	18	12	7	405 42
Belleville.....	765 00	15	11	22	Yes, sold.....	272 61
Benton	120 00	795 00	11	21	8	No	370 47
Blair	725 00	24	10	18	Yes, sold.....	316 88
Bloomer.....	300 00	1,110 00	21	13	14	Yes, free	419 40
Brillion	810 00	8	11	20	Yes, sold	356 49
Cadott	720 00	8	5	7	No	335 52
Cashton	720 00	Yes, free	335 52
Cedarburg	630 00	1,600 00	16	14	7	Yes, free	466 20
Chetek	630 00	No	272 61
Cuba City	315 00	855 00	10	7	16	No	398 43
Fountain City.....	765 00	No	335 52
Friendship	625 00	13	16	9	No	279 60
Glenbeulah	720 00	21	12	2	No	335 52
Grantsburg	720 00	25	7	5	Yes, free	335 52
Hazel Green.....	675 00	12	14	4	Yes, sold.....	314 55
Humbird.....	630 00	11	5	Yes, free.....	295 91
Iola.....	450 00	970 00	15	11	10	No.....	335 52

Statistical Tables.

Iron River	144 00	1,269 00	9	19	2	Yes, free	333 58
Linden		630 00	12	6	5	No	251 64
Lone Rock		550 00				Yes, free	270 00
Marion		720 00	7	6	12	No	337 50
Middleton		675 00	9	12	8	No	337 85
Milton	160 00	745 00	18	11	11	No	272 61
Mt Hope		540 00	4	8	8	Yes, sold	361 15
Muscoda	150 00	870 00	10	12	4	No	372 80
Oakfield		810 00	16	8	9	No	314 55
Oakwood		585 00				No	
Ontario		700 00	21	34		No	
Pepin		675 00	15	8	8	Yes, free	466 20
Peshigo	450 00	1,260 00	15	17	14	Yes, free	293 58
Reeseville		630 00	9	3	7	No	293 58
Rosendale		630 00	14	12	5	No	391 44
Sextonville	300 00	780 00	21	25	9	Yes, free	
Spring Valley		675 00	17	6	8		
Stanley	450 00	1,500 00	25	13	7	Yes, free	260 96
Stockbridge		640 00	10	9	10	Yes, free	335 52
Thorp		720 00	19	12	9	Yes, free	335 52
Trempealeau		720 00	16	13	4	No	267 95
Unity		580 00	13	4	6	Yes, free	400 00
Verona		825 00	15	11	12	No	346 00
Viola	150 00	870 00	15	10	11	Yes, free	293 58
Waldo		585 00	28	21	12	No	302 90
Wilton		700 00	13	14	5	Yes, sold	

Statistical Tables.

STATE SUPERINTENDENT.

INDEPENDENT HIGH SCHOOLS HAVING FOUR YEAR COURSES, 1901-1902.

LOCATION.	Principal.	Legal qualifications of principal.	Salary of the principal.	No. TEACHERS EMPLOYED.		ENROLLMENT IN HIGH SCHOOL.			
				Male.	Female.	<i>Pupils under 20 years of age.</i>			Pupils over 20
						Male.	Female.	Total.	
Total and averages	\$1,678 85	58	96	1,846	2,232	4,078	43
Kilbourn.....	Chester W. Smith.....	Determined by legal board.	\$1,080 00	1	2	31	43	74
La Crosse.....	W. R. Hemmenway.....		1,700 00	3	10	137	183	320	8
Madison.....	J. H. Hutchison.....		1,900 00	5	17	228	349	577
Manitowoc (North Side)	Paul G. W. Keller.....		1,600 00	1	5	101	89	190
Manitowoc (South Side)	W. H. Luehr.....		1,500 00	4	1	54	43	97
Menomonie.....	Judson E. Hoyt.....		1,450 00	4	1	54	84	138	4
Milwaukee (East Side).....	Arthur Burch.....		2,500 00	8	10	295	262	557	11
Milwaukee (South Side).....	Edward Rissman.....		2,000 00	8	10	180	236	416	13
Milwaukee (West Side).....	Chas. E. McLenegan		2,500 00	8	16	343	371	714
Oshkosh.....	A. B. O'Neil.....		1,300 00	3	11	124	148	272	5
Racine.....	E. W. Blackhurst.....		1,500 00	5	8	162	242	404
West Superior (Blaine).....	B. B. James.....		1,400 00	5	3	99	135	234	2
West Superior (Dewey).....	M. C. Potter.....	1,395 00	3	2	38	47	85	

Statistical Tables.

REPORT OF THE

INDEPENDENT HIGH SCHOOLS HAVING FOUR YEAR COURSES, 1901-1902.

6

LOCATION.	Average daily attendance.	No. of days taught.	Pupils in English branches only.	Pupils in German.	Pupils in Latin.	Pupils in Greek.	Pupils in both Latin and German.	Pupils in both Latin and Greek.	COST OF INSTRUCTION IN			AVERAGE AGE OF PUPILS AT			
									German.	Latin.	Greek.	Entering.		Leaving.	
												Male.	Female.	Male.	Female.
Totals and averages	267	2,497	1,189	1,405	1,545	107	602	107	\$9,268 34	\$9,531 60	\$1,455	14.8	13.7	17.1	17.0
Kilbourn.....	54	180	57	17								14.0	14.0	16.0	16.0
La Crosse.....	237	200	5	176	200	5	44	5	\$1,250 00	\$1,250 00	\$150	16.7	15.5	19.6	19.7
Madison.....	561	185	80	213	200	15	180	15	1,825 00	2,000 00	405	14.3	14.3	18.3	18.3
Manitowoc (N. Side)	170	200	104	24	62		32		325 00	325 00		15.0	14.0	19.0	18.0
Manitowoc (S. Side).	73	200	8	82	7		7		350 00	300 00		14.0	13.0	18.0	17.0
Menomonie.....	130	178	95	25	30		6		383 34	566 60		15.0	15.0	19.8	19.7
Milwaukee (E. Side)	454	200	221	186	236	16	75	16				15.5	15.6	18.3	18.5
Milwaukee (S. Side).	376	200	137	159	168	21	97	21	1,800 00	1,400 00	400	14.0	15.0	19.0	18.8
Milwaukee (W. Side)	630	200	173	219	322	50	85	50	2,450 00	2,700 00	500	15.6	15.3	19.5	19.0
Oshkosh.....	210	194	69	140	70				550 00	650 00		14.6	14.7		
Racine.....	330	200	100	98	168		47					14.4	15.0	16.9	17.8
W. Superior (Blaine)	175	180	127	41	44		19		335 00	340 00		14.5	14.8	17.5	18.0
W. Superior (Dewey)	73	180	13	25	38		10					15.0	14.5	18.	18.0

Statistical Tables.

STATE SUPERINTENDENT.

INDEPENDENT HIGH SCHOOLS HAVING FOUR YEAR COURSES, 1901-1902.

LOCATION.	GRADUATES, 1901.		NO. GRADUATES, 1901, WHO HAVE TAUGHT SINCE.		GRADUATES THIS YEAR.		GRADUATES SINCE ORGANIZATION OF SCHOOL.		Is school on University accredited list.	No. non-resident pupils during year.	Rate tuition for non-residents per month.	Total amount received for tuition.
	Male.	Female.	Male.	Female.	Male.	Female.	Male.	Female.				
Totals and averages.	193	264	10	32	206	249	1,980	3,042	209	\$3 10	\$4,235 11
Kilbourn	4	10	4	4	5	80	107	No....	25	\$1 66
La Crosse	15	28	7	13	9	12	143	270	Yes....	11	2 40	\$195 00
Madison	42	44	31	43	397	556	Yes....	46	2 60
Manitowoc (North Side).	10	26	3	19	10	114	88	Yes....	12	2 00	176 00
Manitowoc (South Side)..	7	4	1	14	2	Yes....	12	3 00	280 00
Menomonie	9	14	2	9	13	138	150	Yes....	27	2 00	819 11
Milwaukee (East Side)..	30	19	25	34	513	762	Yes....	15	5 00	470 00
Milwaukee (South Side).	10	6	22	31	Yes....	24	5 00	1,200 00
Milwaukee (West Side)..	25	37	23	38	109	173	Yes....	5	5 00	125 00
Oshkosh	8	17	5	15	15	164	301	Yes....	7	1 40	55 00
Racine	19	43	23	35	232	480	Yes....	23	4 00	915 00
West Superior (Blaine)..	13	8	1	1	6	9	64	114	Yes....
West Superior (Dewey)..	1	8	1	4	6	2	26	41	Yes....	2

Statistical Tables.

INDEPENDENT HIGH SCHOOLS HAVING FOUR YEAR COURSES, 1901-1902.

LOCATION.	Average yearly salary of assistants.	Total amount of salaries of principals and assist- ants.	TOTAL NUMBER PUPILS ENROLLED.				Does H. S. district fur- nish text books? If so, free, rented or sold?
			grade.	2d grade.	3d grade.	4th grade.	
Totals and averages.	\$778 58	\$128,176 00	1,501	1,091	777	534
Kilbourn.....	\$477 50	\$1,710 00	27	30	8	9	No.....
La Crosse.....	698 00	1,075 00	141	99	60	28	Free.....
Madison.....	634 00	13,945 00	171	172	136	98	No.....
Manitowoc (North Side)	700 00	5,200 00	58	60	40	32	No.....
Manitowoc (South Side)	662 50	3,950 00	30	29	32	16	Free.....
Menomonie.....	955 00	4,775 00	55	37	26	24	No.....
Milwaukee (East Side)..	1,130 00	20,650 00	252	144	106	66	No.....
Milwaukee (South Side)	1,094 00	20,600 00	87	88	75	45	No.....
Milwaukee (West Side)..	1,050 00	26,600 00	311	172	136	74	No.....
Oshkosh.....	634 60	9,550 00	85	71	48	59	No.....
Racine.....	675 00	9,600 00	136	92	60	57	No.....
West Superior (Blaine)..	697 00	6,273 00	110	71	37	18	Free.....
West Superior (Dewey)..	714 00	4,248 00	38	26	13	8	Free.....

Statistical Tables.

STATE SUPERINTENDENT.

STATE GRADED SCHOOLS, 1901-1902.

FIRST CLASS.

LOCATION.	No. of departments.		ENROLLMENT.			AVERAGE ATTENDANCE.			GRADUATES.			FINANCIAL REPORT.						
	No. of departments taught.	No. of months taught.	Males.	Females.	Total.	Males.	Females.	Total.	Males.	Females.	Total.	Amount expended from June 30, 1901, to June 30, 1902.						
												Teachers' wages.	Apparatus.	Books.	Repairs.	New buildings.	All other purposes.	Total.
Totals and av's.	425	1,061	9,813	9,893	19,706	6,533	6,799	13,332	161	236	447	\$171,896 45	\$10,231 99	\$11,517 80	\$14,845 91	\$107,839 98	\$65,914 53	\$382,256 69
Abbotsford	4	9	100	98	198	57	76	133	\$1,495 00	\$150 00	\$40 00	\$203 63	..	\$36 00	\$1,924 63
Ablemans	4	9	72	80	152	41	54	95	1	4	5	810 00	10 50	49 80	21 40	\$1,050 00	185 83	2,127 53
Alma Center	3	9	62	69	131	47	47	94	1	1	2	1,260 00	10 00	28 00	28 75	..	314 13	1,640 88
Amberg	3	9	68	70	138	43	45	88	..	5	5	1,485 00	21 00	277 54	44 25	..	189 68	2,017 47
Amery	5	9	126	125	251	81	75	156	2	1	3	1,867 50	15 61	55 02	105 59	..	315 94	2,359 66
Arbor Vitae	5	9	106	123	229	72	79	151	2	6	8	2,115 01	42 52	121 07	..	533 17	603 54	3,415 30
Area	3	9	52	62	114	37	42	79	1,013 00	62 50	275 00	..	3,700 00	1,788 43	6,838 93
Athens	3	9	64	55	119	37	40	77	1	4	5	1,107 00	104 00	145 50	314 00	..	525 00	2,195 50
Babcock	3	9	64	52	116	43	32	75	1,170 00	139 87	141 78	73 25	..	465 29	1,990 19
Baraboo	3	9	59	70	129	37	51	88	1,062 00	50 00	339 26	..	5,000 00	280 85	6,712 11
Blanchardville	4	9	112	91	203	90	74	164	3	5	8	1,557 00	181 52	25 00	34 06	..	181 23	1,978 81
Boyd	4	9	86	86	172	48	56	104	..	4	4	1,655 00	59 21	20 44	341 30	..	825 01	2,900 96
Brooklyn	4	9	70	55	125	41	38	79	1	1	2	1,485 00	24 01	24 73	56 14	..	395 04	4,261 91
Butternut	4	9	155	134	289	81	73	154	3	7	10	1,755 00	76 25	304 92	23 51	1,715 75	539 65	4,415 08
Cameron	3	9	98	90	188	84	80	164	1,050 00	86 60	21 00	221 14	1,403 74
Campbellsport	3	9	62	56	118	40	38	78	1	..	1	990 00	56 00	50 00	..	362 30	47 00	1,505 30
Carup Douglas	3	9	58	76	134	45	61	106	1,130 00	32 45	90 58	83 75	..	168 61	1,494 39
Cedar Falls	3	9	78	79	157	45	48	93	..	3	3	1,177 00	10 50	35 00	30 00	..	340 00	1,592 50
Chelsea	3	9	58	53	111	42	41	83	..	3	3	1,260 00	47 32	70 57	223 51	..	220 09	1,821 49
Clear Lake	4	9	98	74	172	82	59	141	1	2	3	1,507 50	105 21	192 42	14 27	..	142 97	1,962 87
Colfax	3	9	79	87	166	42	44	86	4	2	6	1,170 00	250 00	15 00	200 00	1,300 00	100 00	3,035 00
Commonwealth	3	10	102	81	183	73	60	133	..	4	4	1,085 00	50 74	186 12	152 52	..	398 87	2,593 25
Crandon	4	9	81	101	182	47	61	108	1	1	2	1,575 00	899 30	40 71	18 20	3,353 25	986 15	6,377 61
Darien	3	9	62	61	123	47	43	90	3	2	5	1,170 00	52 18	37 66	22 89	..	191 47	1,474 20
De Soto	3	9	70	66	136	46	44	90	2	6	8	990 00	109 55	22 79	234 14	..	152 00	1,508 48
Dorchester	4	9	113	92	205	97	76	173	3	1,454 13	123 10	30 32	271 55	113 31	..	1,992 41
Downing	3	9	54	76	130	35	54	89	3	6	9	1,260 00	66 08	65 24	15 95	29 65	562 29	1,999 21

Statistical Tables.

REPORT OF THE

Downsville	3	9	73	60	133	45	37	82	1,135 25	18 28	118 34	21 05	224 55	1,512 47	
Drummond	3	9	49	50	99	42	39	81	1,375 00	73 09	50 09	56 83	303 05	2,320 61	
Dunbar	3	10	69	68	137	39	38	77	1,600 00	104 81	717 59	2,422 40	
Eagle River	6	9	112	102	214	75	73	148	2,790 00	50 00	200 00	50 00	980 00	4,070 00	
Edgar	3	9	58	83	141	49	78	127	1,260 00	497 54	40 92	551 31	9,272 70	
Eleva	3	9	61	43	104	40	29	69	1,012 50	7 50	73 49	10 00	1,629 22	2,732 71	
Embarrass	3	9	54	57	111	29	39	68	1,125 00	43 24	98 83	68 03	92 75	1,468 91	
Etna	3	9	65	59	124	31	34	65	990 00	67 78	84 81	4 45	82 36	1,257 26	
Fall Creek	3	9	98	77	175	54	46	100	1,170 00	60 05	286 09	356 46	134 72	2,007 35	
Fall River	3	9	54	58	112	33	36	69	1,045 00	45 57	25 55	17 55	861 49	1,995 16	
Fifield	4	9	90	76	166	70	66	136	1,755 00	130 87	150 99	105 3	617 66	2,759 75	
Footville	3	9	47	47	94	34	35	69	1,035 00	85 19	40 63	1,195 91	2,448 92	
Fredonia	3	9	64	50	114	38	32	70	1,035 00	29 00	1 44	30 00	379 23	2,189 37	
Genoa Junction	4	9	91	113	204	64	65	129	1,910 00	229 94	8,108 93	13,394 16	
Gillett	3	9	61	88	149	45	63	108	1,170 00	477 00	29 60	227 00	141 19	2,044 79	
Glen Flora	3	9	87	77	164	50	40	90	1,235 00	83 92	240 66	1,476 78	3,610 79	
Glidden	4	9	117	120	237	66	75	141	1,980 00	500 00	500 00	100 00	13,500 00	16,895 19	
Gratuit	3	9	81	55	136	57	39	96	1,035 00	22 25	53 81	87 67	200 98	1,399 71	
Greenbush	3	9	46	52	98	30	38	68	1,080 00	36 00	21 00	36 50	50 00	1,258 25	
Hancock	3	9	62	61	123	41	43	84	1,170 00	24 59	12 60	25 00	104 81	1,337 05	
Hazeland	4	9	78	81	159	56	63	119	1,597 50	105 17	24 30	26 15	356 30	2,109 42	
Hazelhurst	3	9	57	69	126	38	46	84	1,170 00	51 52	30 94	133 75	131 04	1,520 25	
Hilbert	3	9	78	81	159	59	58	117	990 00	207 96	133 73	60 01	159 54	1,551 23	
Hixton	4	9	65	78	143	47	56	104	1,575 00	44 50	119 54	34 05	317 40	2,090 49	
Hortonville	4	9	135	92	227	90	65	153	1,580 00	31 90	31 20	72 33	2,119 81	3,695 24	
Independence	4	9	86	80	166	62	56	118	1,415 00	230 05	163 07	408 89	2,217 01	
Kendall	4	9	78	78	156	53	53	106	1,410 00	22 00	8 86	17 00	68 37	2,062 23	
Kewaskum	4	9	81	99	180	57	69	126	1,535 00	135 44	34 55	358 10	282 89	2,645 98	
Knapp	3	9	77	75	152	43	51	94	1,247 50	12 00	62 83	128 00	100 42	1,540 75	
L'c du Flambeau	3	9	72	58	130	67	51	118	1,070 00	70 00	228 00	65 00	558 00	2,096 00	
Ladysmith	3	9	102	104	206	53	51	104	1,390 00	250 00	50 00	11,500 00	13,540 00	
La Farge	4	9	100	100	200	57	59	116	1,440 00	41 14	33 02	5 00	954 99	2,474 95	
L'ke Neogaam'n	5	9	152	147	299	97	89	186	2,408 00	25 00	304 59	108 00	75 00	494 17	3,412 76
Layton Park	5	10	140	153	293	94	101	195	2,390 00	115 00	4 20	117 16	4,999 00	3,300 65	10,916 01
Livingston	3	9	47	33	80	36	25	61	981 00	28 00	59 35	188 22	1,256 57	
Lowell	3	9	76	43	119	51	29	80	1,080 00	40 00	8 00	25 98	165 85	1,319 83	
Markesan	4	9	98	92	190	78	76	154	1,863 00	75 00	19 00	90 00	726 87	2,773 87	
Marquette	3	9	57	55	112	42	40	82	972 50	123 01	45 20	88 50	1,229 21	
Mason	3	9	70	62	132	41	37	78	1,485 00	59 77	124 43	102 63	2 64	2,009 49	
Mattoon	4	9	85	93	178	65	71	136	1,502 50	29 71	24 71	57 80	636 58	2,251 30	
McFarland	3	9	56	57	113	39	43	82	945 00	31 89	61 36	33 62	1,978 83	139 19	3,189 92
Mellen	4	9	123	107	230	70	67	137	2,105 00	38 35	95 35	70 76	729 54	2,957 00	
Melrose	3	9	43	59	102	26	39	63	1,035 00	48 00	118 00	9 65	1,198 35	1,003 43	3,422 43
Menomonee F'ls	4	9	96	96	192	73	79	152	2,260 00	11 05	80 84	39 05	1,245 00	747 64	4,383 58
Milford	3	9	49	49	98	31	35	66	945 00	69 41	185 56	86 06	114 00	1,400 03	
Milwaukee—															
Town of Lake	5	10	121	126	247	65	68	133	2,500 00	50 00	30 00	80 00	590 70	3,270 70	
Minocqua	4	9	73	73	146	46	48	94	1,845 00	163 86	160 00	52 72	817 54	3,039 12	

Statistical Tables.

STATE SUPERINTENDENT.

STATE GRADED SCHOOLS, 1901-1902—Continued

FIRST CLASS.

LOCATION.	No. of departments.		ENROLLMENT.			AVERAGE ATTENDANCE.			GRADUATES.			FINANCIAL REPORT.						
	No. of months taught.		Males.	Females.	Total.	Males.	Females.	Total.	Males.	Females.	Total.	Amount expended from June 30, 1901, to June 30, 1902.						
												Teachers' wages.	Apparatus.	Books.	Repairs.	New buildings.	All other purposes.	Total.
Monticello	4	9	95	111	206	68	89	157	5	5	10	\$1,885 00	\$75 00	\$225 00	\$15 00		\$182 95	\$2,382 95
Mosinee	3	9	69	78	147	43	61	104	9	12	21	1,530 00	47 50	26 27	175 00		1,287 82	2,893 34
Mt. Horeb	3	9	123	122	245	86	88	174	5	8	13	1,881 00	9 46	82 17	111 20	\$1,372 50	476 42	3,932 75
Nekoosa	3	9	133	162	295	68	86	154	5	8	13	2,108 75	19 18	39 92		660 32	2,828 17	
New Diggings	3	9	40	80	120	22	48	70	5	5	10	1,035 00	12 70	45 44	25 00	536 50	115 85	1,770 49
New Glarus	3	9	102	100	202	76	72	148	5	5	10	1,800 00	18 80	153 91	3 00	759 82	2,735 53	
N. Fond du Lac	10	9	95	92	185	82	79	161	1	3	4	897 14	61 00	99 84		8,127 30	455 25	9,640 53
North Freedom	3	9	73	72	145	44	49	93	1	1	2	1,053 00	172 64	18 48	28 13	170 27	1,442 52	
N. Greenfield	10	121	105	226	94	71	169	6	2	8	8	3,115 00	62 41	150 00	192 94	1,068 08	8,872 91	13,461 34
N. Milwaukee	5	10	140	146	286	85	87	172	3	6	9	2,800 00	43 90	40 00	896 65		1,045 51	4,828 06
Norwalk	3	9	81	69	150	54	46	100				1,040 00	438 46	33 00		7,090 88	555 77	9,158 11
Oconto Falls	4	9	112	102	214	81	85	166	2	3	5	1,515 00	40 00		170 02	333 28	2,058 30	
Orfordville	3	9	57	57	114	40	43	83				1,080 00	41 45	142 97	5 84	705 89	1,976 15	
Osseo	4	9	86	120	206	60	61	121	1	4	5	1,545 00	27 40	131 55	139 65	368 02	2,211 62	
Pardeeville	4	9	95	114	209	64	76	140	4	4	8	1,327 50	26 95	26 20	178 33	160 00	352 60	2,071 58
Park Falls	6	9	136	147	283	87	92	179				2,780 00	5 88	161 60	439 96		1,065 27	4,452 71
Pittsville	5	9	147	139	286	92	95	187	2	2	2	1,854 75		265 43	1,132 44		755 33	4,008 15
Plum City	3	9	56	51	107	30	32	62	3	3	6	1,170 00	26 71	24 74	66 10		78 47	1,311 02
Princeton	4	9	101	103	209	68	71	139	8	8	16	1,600 00	60 77	14 40	1,587 00		720 45	2,411 49
Readstown	3	9	77	89	166	51	68	119	3	3	3	945 00	50 00	100 00	25 00	6,500 00	50 00	7,670 00
Rewey	3	9	76	75	151	60	58	118	2	2	2	1,080 00	71 48		364 11	210 00	697 49	2,423 08
Rib Lake	6	9	158	152	310	94	102	196	5	5	5	2,500 00	40 00	75 00	108 00	1,200 00	368 25	3,203 25
Ridgeway	3	9	66	62	128	42	34	76				981 00	111 52	60 83	91 60		86 72	1,331 65
Rio	3	9	61	57	128	38	46	84	1		1	1,195 00	45 85	95 03	57 48		1,043 72	2,437 08
Scandinavia	3	9	49	53	102	34	33	67		1	1	1,026 00	61 75	140 71	142 73		152 28	1,523 47
South Wayne	3	9	42	59	101	30	42	72	2	2	4	1,160 00	44 00	14 00	130 00		150 98	1,498 98
Spencer	3	9	58	62	120	36	39	75				1,150 00	87 34	27 80	85 33		159 58	1,540 04
Spooner	4	9	132	122	254	71	74	145				1,621 00	146 06	171 06	339 15		485 36	2,762 63
Star Lake	3	9	73	61	134	47	47	94	2	3	5	1,818 00	31 46	162 97	5 00		255 63	2,273 06
Stratford	3	9	88	101	189	49	64	113				968 00	151 10	20 00	104 00		225 00	1,468 10

Statistical Tables.

REPORT OF THE

Three Lakes.....	3	9	65	80	145	37	48	85	1	2	3	1,125 00	193 99	134 78	223 53	356 03	2,037 88
Tigerton.....	4	9	146	164	310	91	103	194	10	10		1,912 00		365 68	553 85	983 36	3,814 89
Tony.....	3	9	65	78	143	50	62	112				1,310 00	62 50	270 20	409 40		2,133 10
Turtle Lake.....	3	9	67	66	133	38	40	78				1,170 00	56 32	59 56	6 50	73 35	1,366 23
Warrens.....	3	9	46	64	110	29	39	68	1	5	6	990 00	24 35	17 08	22 43	505 14	1,559 00
Wausaukee.....	6	10	174	167	341	119	141	260	6	7	13	4,177 50	59 22	285 03	523 65	706 58	5,752 04
Wautoma.....	4	9	61	97	158	48	68	116	2	8	10	1,277 95			85 00	1,801 68	3,967 59
Wauzeka.....	3	9	72	75	147	62	58	120				1,084 98	173 47		99 08	153 80	1,511 33
Westboro.....	4	9	71	77	148	45	60	103	4	4		1,575 03	400 00	150 00	5,563 00	108 00	7,796 00
Westby.....	4	9	87	93	180	68	73	141	1	1	2	1,755 00	80 00	55 00	45 00	110 00	2,275 94
Whitefish Bay..	3	10	48	44	92	40	59	79	2	4	6	1,600 00	25 00	112 00	135 00		581 82
Whitehall.....	5	9	115	101	216	87	83	170	2	4	6	1,968 00	50 29	40 78	41 14	1,833 50	553 01
Wilmot.....	3	9	55	55	110	42	41	83				1,140 00	33 70	26 88	13 90	163 75	1,378 23
Withee.....	3	9	58	76	134	35	45	80				1,080 00	224 85	148 76	192 44	295 21	1,945 26

Statistical Tables.

STATE SUPERINTENDENT.

135

STATE GRADED SCHOOLS, 1901-1902.
SECOND CLASS.

LOCATION.	No. of departments.		ENROLLMENT.			AVERAGE ATTENDANCE.			GRADUATES.			FINANCIAL REPORT.						
	308	1,407	6,972	6,956	13,928	4,267	4,554	8,821	126	183	309	Amount expended from June 30, 1901, to June 30, 1902.						
												Males.	Females.	Total.	Males.	Females.	Total.	Males.
Totals and av's	308	1,407	6,972	6,956	13,928	4,267	4,554	8,821	126	183	309	\$103,188 26	\$1,761 55	\$6,045 37	\$7,542 60	\$21,892 95	\$27,476 12	\$177,906 85
Abrams	9	63	57	120	35	35	70	\$765 00	\$63 70	\$27 81	\$38 21	\$92 45	\$987 17
Adell	9	37	25	62	33	20	53	630 00	29 84	18 35	15 70	\$945 00	166 87	1,805 76
Afton	9	27	30	57	17	19	36	630 00	51 35	55 19	96 30	832 84
Alaska	10	47	68	115	32	42	74	740 00	188 70	183 29	1,111 99
Albion	9	29	29	58	22	19	41	2	4	6	657 00	50 00	50 00	505 00	203 78	1,465 78
Allen Grove	9	32	36	68	17	24	41	720 00	15 83	47 27	42 99	54 45	880 54
Aniwa	9	59	66	125	27	32	59	705 00	101 04	44 10	25 00	511 25	1,386 39
Apolonia	9	58	41	99	18	12	30	720 00	86 36	62 33	222 99	1,091 68
Arcadia	9	46	38	84	22	16	38	5	5	630 00	25 00	126 22	185 91	67 71	1,034 84
Arkansaw	9	46	43	89	29	29	58	1	2	3	675 00	9 25	14 10	90 80	789 15
Arthur	9	37	25	62	21	17	38	585 00	42 15	4 60	203 12	103 68	938 55
Auburndale	9	37	34	71	23	20	43	2	3	5	720 00	62 70	22 75	39 74	172 76	1,017 95
Bagley	9	40	33	73	27	30	57	1	1	578 00	5 00	48 73	26 65	98 20	751 58
Bailey's Harb'r	9	46	67	113	33	51	84	720 00	31 68	11 20	20 00	36 50	819 38
Barneveld	9	52	47	99	35	38	73	3	5	8	810 00	19 00	17 15	29 00	69 10	944 25
Beldenville	9	40	42	82	20	29	49	765 00	6 75	67 99	18 00	308 50	1,166 24
Belle Center	9	43	44	87	29	33	62	675 00	76 94	82 82	55 33	38 00	929 09
Black Creek	9	54	53	107	31	32	63	750 00	34 99	25 08	8 00	26 27	1,017 95
Blue Mounds	9	49	27	76	36	22	58	2	2	4	675 00	13 24	13 80	84 00	42 81	844 34
Boaz	9	33	44	77	15	27	42	720 00	14 70	17 70	9 64	58 95	828 85
Boltonville	9	45	47	92	29	34	63	6	6	701 00	78 54	18 21	22 00	120 90	943 65
British Hollow	9	38	36	74	14	27	41	470 00	22 50	10 00	25 00	75 00	602 50
Brookside	9	52	49	101	21	35	56	3	3	630 00	80 51	40 60	139 69	890 80
Brownstown	9	40	35	75	24	21	45	625 00	19 75	6 30	149 10	800 15
Bruce	9	59	62	121	25	32	57	720 00	9 50	203 36	109 43	500 95	1,543 24
Campbell	9	54	25	79	31	13	44	495 00	44 61	31 23	7 33	61 85	684 69
Carlton	9	33	35	68	19	27	46	3	3	684 00	17 25	65 23	190 49	956 97
Cartwright	9	39	51	90	33	46	79	2	3	5	630 00	16 63	170 05	72 49	68 30	94 25	1,051 72

Statistical Tables.

REPORT OF THE

Casco	2	9	73	59	132	38	34	72	3	4	7	675 00	25 00	30 00	3,399 26	175 00	4,304 28
Cazenovia	9	49	51	100	25	27	52	2	1	3	630 00	45 68	21 53	14 05	171 15	872 41
Cecil	9	40	56	96	24	36	60	585 00	25 00	50 00	24 00	684 00
Cedar Grove	9	33	36	69	25	29	54	2	4	6	567 00	2 25	30 50	71 13	98 67	7-9 55
Centerville	9	87	38	75	24	29	53	630 00	38 50	41 75	228 97	939 22
Curtiss	9	65	38	103	35	36	71	1	1	2	594 00	75 00	66 00	130 65	20 00	885 65
Cylon	9	47	37	81	23	26	49	657 00	19 00	24 00	78 55	778 55
Dallas	9	45	51	96	24	34	58	577 35	118 14	1,744 66	103 25	2,543 40
Deer Park	9	65	58	123	32	44	76	1	1	2	697 50	38 50	14 00	80 50	475 51	1,306 01
Dexter ville	9	40	44	84	31	40	71	720 00	18 98	41 95	71 20	119 84	971 97
Dry Bone	9	31	57	88	17	24	41	585 00	47 92	56 80	172 70	131 30	993 72
Eagle	9	49	47	96	39	37	76	900 00	11 31	49 83	29 74	82 00	1,072 88
Easton	9	53	54	109	32	29	61	2	3	5	675 00	104 30	36 73	81 51	897 54
Eau Galle	9	54	60	114	27	35	62	3	1	4	765 00	28 15	5 12	49 18	65 50	912 95
Elkhardt Lake	9	48	58	106	43	49	92	855 00	20 23	6 15	49 17	143 84	1,074 39
Ettrick	9	52	42	94	29	31	60	2	6	8	832 50	19 15	22 65	16 35	78 38	969 03
Eureka	9	42	45	87	33	35	68	3	3	720 00	100 00	61 14	2,940 00	1,816 90	5,638 12
Excelsior	9	33	51	84	23	30	53	630 00	21 35	16 71	24 00	55 50	747 56
Fair Water	9	47	41	88	19	23	42	630 00	13 40	48 99	25 69	43 39	761 47
Fenwood	9	47	47	94	24	26	50	810 00	47 30	53 94	45 54	998 21	1,483 21
Fernwood	10	68	42	110	37	37	74	1	1	1,220 00	1 50	1 50	10 00	640 11	1,873 11
Ferryville	9	36	49	85	29	22	51	4	4	551 25	8 65	7 86	12 24	63 25	643 25
Fillmore	9	46	40	86	33	26	59	5	3	8	765 00	53 45	8 06	7 59	99 39	983 49
Fish Creek	9	42	47	89	30	29	59	720 00	36 44	401 59	118 00	42 49	1,318 52
Fontana	9	55	56	111	31	32	63	1	1	952 50	36 61	41 38	224 78	1,255 27
Forestville	9	66	43	109	43	35	78	730 00	71 06	125 76	76 54	125 74	1,119 10
Fulton	9	39	38	77	26	23	49	2	2	4	630 00	25 80	10 65	58 95	116 29	841 69
Gays Mills	9	34	61	95	17	33	50	645 00	10 48	144 62	263 52	148 46	1,212 08
Genoa	9	45	48	93	28	27	55	600 00	53 91	4 71	36 72	24 14	719 48
Georgetown	9	34	36	70	22	22	44	630 00	628 85	101 79	1,360 64
Glendale	9	46	35	81	25	23	48	2	2	585 00	45 45	19 90	28 51	62 03	740 89
Grafton	10	54	56	110	31	36	67	950 00	50 00	24 00	11 70	29 50	213 70	1,278 90
Granton	9	52	60	112	33	38	71	4	4	1,125 00	50 00	125 00	25 00	274 86	1,589 86
Greenleaf	9	49	59	108	32	35	67	684 00	16 56	2 25	41 21	67 74	811 76
Hale's Corners	9	43	34	77	27	24	48	4	4	8	750 00	9 00	13 25	26 14	123 90	922 29
Hanover	9	29	28	57	22	18	40	630 00	17 14	40 35	2,581 25	394 43	3,663 17
Hawthorne	9	50	39	89	24	18	42	890 63	72 00	65 00	25 00	15 25	1,067 88
Hayes	9	46	65	111	27	44	71	1	1	630 00	25 00	12 00	110 01	120 94	897 98
Hebron	9	25	33	58	19	25	44	631 00	17 50	96 07	124 00	867 57
Hollandale	9	48	37	85	29	20	49	585 00	39 39	36 34	27 50	99 80	788 03
Houlton	9	41	45	86	25	29	54	765 00	136 00	187 00	100 00	1,221 25	2,409 25
Ithaca	9	25	36	62	22	30	52	4	4	585 00	107 00	38 00	345 00	25 00	1,100 00
Jackson	9	34	37	71	21	25	46	2	1	3	720 00	25 00	29 77	72 75	65 58	913 09
Jacksonport	9	45	57	102	27	42	69	1	3	4	765 00	3 22	45 91	22 90	112 00	949 03
Johnson Creek	9	52	52	104	43	34	77	2	2	4	765 00	26 34	10 37	56 88	225 66	1,084 25
Juda	9	51	40	91	29	22	51	2	2	810 00	176 22	986 22
Junction City	9	56	53	109	35	30	65	3	5	738 00	35 00	30 00	126 48	929 48
Lamberton	2	9	36	26	62	25	17	1	1	585 00	26 50	14 10	23 70	100 42	719 72

Statistical Tables.

STATE GRADED SCHOOLS, 1901-1902.—Continued.

SECOND CLASS.

LOCATION.	No. of departments.	No. of months taught.	ENROLLMENT.			AVERAGE ATTENDANCE.			GRADUATES.			FINANCIAL REPORT.										
			Males.	Females.	Total.	Males.	Female.	Total.	Males.	Females.	Total.	Amount Expended from June 30, 1901. to June 30, 1902.										
												Teachers' wages.	Apparatus.	Books.	Repairs.	New buildings.	All other purposes	Total.				
Lena	2	9	69	82	151	41	44	85	4	1	5	645 00	180 00	70 00	79 00						974 00	
Leopolis	2	9	49	59	108	26	30	56				720 00	47 70	54 50	64 10	52 44	486 06				1,425 20	
Lime Ridge	2	9	55	56	111	29	27	56				675 00	20 00	36 26	37 73		58 34				827 33	
Lind	2	9	35	28	63	20	19	39				630 00	6 02	33 23	107 58		203 28				980 11	
Little Black	2	9	32	50	82	13	27	45				700 00	48 38		54 35		80 37				883 10	
Little Chute	2	9	72	63	135	37	34	71			1	598 50	11 41	19 21		4,271 11	158 16				5,058 39	
Lomira	2	9	68	42	110	39	23	62	2	2	4	720 00	35 00		49 80		91 88				896 68	
Lynxville	2	9	49	62	111	29	37	66				675 00	30 95	13 15	37 64		44 46				801 20	
Maiden Rock	2	9	24	57	81	14	68	82			3	787 50	22 50				39 40				849 40	
Manchester	2	9	29	31	60	13	18	36				461 50	27 85		108 81		97 13				695 29	
Milladore	2	9	67	59	126	37	33	70				585 00	77 51	18 63	8 00		125 34				814 48	
Milw., Town of	2																					
Lake, Dis No 2.	2	10	69	58	127	42	31	73				1,150 00	52 14		25 40		275 10				1,502 64	
Mindoro	2	9	22	67	89	17	53	70	2	3	5	630 00		43 84	11 19		70 00				755 03	
Morrisonville	2	9	29	38	67	17	19	36				648 00		23 75	156 95		153 65				987 35	
Mt. Sterling	2	9	43	17	30	23	11	36			2	585 00	20 12	70 40			58 39				733 91	
Nelson	2	9	52	40	92	30	25	55				612 00	39 10	86 89	30 55		174 88				943 22	
Neosho	2	9	62	70	132	40	44	84	3	1	4	621 00	68 69	8 00	87 91		423 30				1,208 90	
New Holstein	2	9	35	30	65	26	18	44	4		4	702 50	19 04	86 43	104 08		26 80				938 85	
New Holstein	2	9	43	58	101	33	39	72	2	5	7	819 00	34 65	16 06	16 00		128 18				1,015 89	
Norrie	2	9	37	70	107	23	24	52	1	2	3	762 50	44 00	81 45	58 95		355 25				1,352 15	
North Hudson.	2	9	53	50	103	41	40	81				765 00	19 00	20 00	49 00		353 57				1,206 57	
Odanah	2	9	42	45	87	24	23	47				675 00					675 00				675 00	
Oostburg	2	9	39	35	74	31	29	60				540 00	28 10	22 00							675 00	
Otjen	2	10	47	51	98	23	26	48	1	4	5	800 00	261 25	14 60	52 85	1,081 56	231 36				821 46	
Paoli	2	9	34	51	85	23	33	56	1	3	4	738 00	13 25	24 28	62 21		59 28				2,789 54	
Patch Grove	2	9	39	32	71	23	18	40				630 00		5 40	38 00		112 90				950 64	
Perkinstown	2	9	47	53	100	23	40	78				855 00		150 45			263 47				936 89	
Phlox	2	9	47	42	89	23	26	54				630 00	40 83	31 14	78 05		1,160 10				2,218 56	
Pleasant Pra	2	9	32	39	71	19	28	47				930 00	15 00	34 90	65 32		69 61				920 88	
Pleasant Pra	2	9	53	63	121	35	45	80				675 00	35 75	104 60	9 00		118 77				1,133 99	
																		353 31				1,177 66

Statistical Tables.

REPORT OF THE

Plover	9	52	59	111	40	44	84					765 00	25 00	28 00	51 67	277 45	1,147 12	
Poplar	9	21	34	55	15	19	34					800 00	20 00	20 00	200 00	50 00	1,090 00	
Port Edwards	9	46	47	93	26	27	53					675 00		118 31		205 02	998 33	
Port Wing	10	55	48	103	30	30	60					1,000 00	271 02	216 49	10 00	261 13	1,758 64	
Poy Sippl.	9	31	43	74	25	30	55					488 75	52 15	19 00	18 00	46 24	624 14	
Prairie Farm	9	30	53	83	22	43	65					765 00	32 00	35 75	41 66	101 97	976 38	
Reedsville	9	62	45	107	43	34	77	5	1	6		945 00	80 29	150 64	24 86	353 42	1,554 21	
Richfield	9	51	40	91	29	27	56	4	3			772 00	38 00	75 00	21 22		906 32	
River Falls	9	47	31	78	32	20	52					617 50	49 91	24 90	15 45	68 05	775 81	
Roberts	9	52	35	87	30	26	56	2	2	4		675 00	15 75	89 05	19 25	233 00	1,247 29	
Rochester	9	32	39	71	21	29	50			2	2	675 00	14 20	26 41	184 05	65 00	964 66	
Rock Elm	9	29	23	57	17	19	36			3	3	720 00	120 51	26 20		J,040 12	2,027 80	
Roma	9	40	45	85	20	27	47			1	1	720 00	51 40	15 49	10 95	74 48	872 32	
Royalton	9	52	63	115	33	39	72	5	4	9		675 00	25 80	30 63	8 28	119 99	859 70	
Salem	9	46	61	107	31	38	69	1	3	4		810 00	43 18	27 25	5 00		885 43	
Saukville	9	44	27	71	24	17	41			1	1	747 00	33 70	66 46	8 50	147 31	1,002 97	
Saxon	10	62	45	107	23	26	49	1	1	2		900 00	80 00	220 00	70 00		1,400 00	
Schleising'r'vle	10	49	39	88	34	36	70	5	1	6		900 00	4 00	19 00	25 00	325 99	1,273 99	
Seneca	9	35	40	75	24	29	53			2	2	652 50	31 56	36 59	31 50	38 50	780 65	
Sheboygan F'ls	9	49	50	99	25	35	60					585 00	25 00	10 00	50 00	525 00	1,552 29	
Sherry	9	65	52	117	34	30	64	1	2	3		594 00	48 41	40 76	42 20	57 00	764 37	
Shiocton	9	50	82	132	28	51	79					720 00	58 00	29 70	53 27	560 67	1,421 64	
Shopiere	9	56	28	84	52	25	77	4	5	9		810 00	40 00	45 00	23 60	519 70	1,438 30	
Silver Creek	9	55	31	86	32	25	57					649 65	24 67	59 70	67 50	24 66	1,235 68	
Silver Springs	9	45	27	72	30	16	46	2		2		720 00	64 15			210 68	994 83	
S. Germantown	9	49	49	98	40	44	84	2	1	3		800 00	5 00	17 00	140 00	60 75	1,022 75	
Spruce	9	42	52	94	20	28	48			1	1	585 00	111 00	31 00		985 00	1,820 00	
Star Prairie	9	45	43	85	25	31	56			4	4	652 50	35 00			113 68	801 18	
Steuben	9	34	35	69	28	31	59			2	2	589 50	37 00		12 05	173 16	811 71	
Stiles	9	55	46	101	48	48	96	1		1		630 00		32 89	69 93	406 39	1,139 21	
Stockholm	9	48	43	91	28	26	54	1	2	3		671 63	21 82	11 90	1 25	72 69	779 29	
Stone Bank	9	37	32	69	26	23	49			3	3	630 00	40 00	20 00		115 12	805 12	
Superior	9	31	27	58	23	21	44					815 00	15 00	35 00	40 00	225 00	1,130 00	
Sussex	9	55	61	116	36	44	80	3	5	8		810 00	63 00		55 94	87 94	1,016 88	
Taylor	9	37	35	72	22	27	49	1	2	3		630 00	18 20	6 96	59 15	37 75	752 06	
Theresa	10	65	37	102	33	16	49					760 00	43 20		15 62	48 68	867 50	
Thiensville																		
(Mequon)	9	27	34	61	17	22	39					810 00	29 18	50 74	75 95	98 59	1,064 46	
Thiensville	10	46	45	91	35	32	67	3	1	4		950 00		85 00	31 94	277 70	1,344 64	
Tunnel City	9	33	19	52	22	14	33					585 00	24 60	63 94	16 65	84 75	774 94	
Waterford	9	36	30	66	25	24	49	2	4	6		900 00	26 78	40 00	191 20	100 23	1,258 21	
Waukau	9	41	42	83	26	35	61			1	1	738 00	20 00	23 02	57 70	296 21	1,134 93	
Waunakee	9	37	34	71	16	26	42	2	3	5		720 00	65 50	33 26	118 10	200 21	1,137 07	
Welcome	9	58	66	124	32	39	71					510 00	2 00	166 50	7 25	404 39	1,090 14	
W. Kewaunee	10	38	32	70	26	22	48					780 00	26 00		28 00	12 83	846 83	
Weyerhauser	9	74	67	141	33	36	69					810 00	75 87		25 57	111 45	1,022 89	
Windsor	9	30	25	55	20	19	39			1	1	630 00	7 10	11 40	6 82	108 90	764 23	
Woodruff	9	36	47	83	24	34	58					945 00	81 93	80 00	26 36	408 77	1,542 06	
Woodville	9	48	55	103	29	34	63	1	1	2		730 00	18 45	11 82	20 10	107 47	887 84	

Statistical Tables.

STATE SUPERINTENDENT.

STATE TEACHERS' INSTITUTES JULY 1, 1901, TO JULY 1, 1902.

Statistical Tables.

COUNTIES.	NUMBER ATTENDING.			Days institute.	Average daily attendance.	Average number of months taught.	NUMBER HAVING ATTENDED —			
	Male.	Female.	Total.				College.	Normal school.	High school.	Common school only.
Totals	971	5,713	6,684	806	69	28	316	1,167	4,638	1,110
Adams	8	76	84	20	59	20	8	4	25	45
Ashland	1	28	29	5	24	32	4	10	13	8
Barron	21	99	120	10	99	26	3	11	71	29
Bayfield	4	36	40	10	33	20	3	7	38	2
Brown	8	81	89	15	76	33	1	15	63	10
Buffalo	16	58	74	10	60	19	1	14	48	10
Burnett	4	42	46	15	33	18	2	18	20
Calumet	5	22	27	1	27	21	4	3	17	4
Chippewa	9	61	70	15	59	45	2	31	37
Clark	13	49	62	1	62	5	34	23
Columbia	14	198	212	10	198	34	4	16	154	21
Crawford	10	88	98	15	74	16	1	8	85	4
Dane	16	24	40	1	37	2	6	32
Dodge	18	134	152	15	135	23	4	13	78	35
Douglas	20	122	142	15	115	20	1	4	65	69
Dunn	10	143	143	15	111	29	11	14	93	10
Eau Claire	27	97	124	15	105	28	13	8	92	11
Door	31	48	79	1	79	37	5	10	51	13
Dunn	24	49	73	15	61	45	2	16	16	39
Douglas	1	46	47	5	35	43	2	31	14
Dunn	16	96	112	10	91	28	33	37	42
Eau Claire	6	71	77	10	64	16	13	59	3

Florence	2	18	20	3	17	23	4	10	6	..
Fond du Lac	8	153	161	10	131	30	3	44	101	13
Forest	5	14	14	5	13	33	2	2	7	5
Gates	5	34	39	1	36	25	2	10	21	3
Grant	10	73	83	2	75	31	6	24	51	2
Green	20	89	109	10	89	18	4	8	70	15
Green Lake	5	19	24	1	..	32	3	11	9	1
Iowa	11	53	64	15	56	28	3	..	20	41
Iron	12	110	122	10	111	33	5	11	98	8
Jackson	13	110	123	3	113
Jefferson	14	104	118	10	98	29	2	17	83	16
Juneau	12	118	130	15	119	35	6	21	94	9
Kenosha	3	81	84	10	80	30	1	7	75	1
Kewaunee	11	70	81	10	67	27	6	15	37	23
La Crosse	35	30	65	15	48	50	3	25	28	9
Lafayette	7	60	67	10	62	26	3	7	53	4
Langlade	14	110	124	10	83	38	15	29	74	6
Lincoln	4	77	81	10	65	..	1	5	69	5
Manitowoc	5	53	58	10	41	24	2	6	44	6
Marathon	46	52	98	10	82	31	1	22	26	51
Marinette	22	78	100	10	89	28	2	11	42	23
Marquette	5	90	95	15	75	21	4	20	67	4
Milwaukee	8	63	71	15	53	25	6	11	39	15
Monroe	7	27	34	1	34	37	6	7	16	5
Oconto	14	58	72	10	62	64	8	29	31	4
Oneida	5	79	84	20	62	18	..	5	63	16
Outagamie	8	79	87	15	75	22	..	15	49	23
Ozaukee	1	39	40	5	36	32	2	11	23	..
Pepin	5	87	93	15	80	29	5	15	53	20
Pierce	22	35	57	10	48	33	1	28	16	12
Polk	13	11	24	1	22	30	..	12	3	9
	32	38	70	2	56	28	5	40	16	9
	4	41	45	15	33	26	1	1	33	10
	5	31	36	1	36	37	2	4	20	10
	21	93	114	10	101	32	6	38	41	7
	5	73	78	10	56	28	3	12	42	21

Statistical Tables.

STATE TEACHERS' INSTITUTES JULY 1, 1901, TO JULY 1, 1902—Continued.

COUNTIES.	NUMBER ATTENDING.			Days insti- tute.	Average daily attend- ance.	Average number of months taught.	NUMBER HAVING ATTENDED —			
	Male.	Female.	Total.				College.	Normal school.	High school.	Common school only.
Portage	5	75	80	10	57	27	1	39	20	20
Racine	5	79	84	10	76	32	18	12	49	5
Richland	32	123	155	10	132	22	10	97	20
Rock	3	134	137	15	123	34	19	13	97	8
St. Croix	10	92	102	15	80	19	3	41	49	8
St. Croix	8	24	32	1	32	28	4	16	12
Sauk	12	126	138	10	124	30	5	4	100	28
Sawyer	3	19	22	1	22	23	10	15	1
Shawano	5	75	80	15	50	22	4	6	45	25
Sheboygan	36	109	145	15	128	34	1	12	117	16
Taylor	13	65	78	10	61	29	2	6	45	25
Trempealeau	10	82	92	15	67	18	4	6	49	33
Vernon	30	138	168	10	155	20	4	10	89	15
Vernon	6	19	25	10	20	13	2	22	1
Vilas	8	19	27	5	18	24	1	8	18
Washburn	4	24	28	10	25	30	7	19	2
Washington	29	63	92	20	82	21	3	22	58	10
Waukesha	12	80	92	10	88	23	33	20	34	5
Waupaca	20	101	121	15	101	32	12	17	75	17
Waushara	9	93	102	20	77	26	3	6	18	75
Winnebago	6	83	89	10	67	27	1	50	32	6
Wood	8	82	90	15	75	19	1	14	67	2

Statistical Tables.

TEACHERS' INSTITUTES, HELD UNDER THE PROVISIONS OF CHAPTER 331, LAWS OF 1895, AND LAWS AMENDATORY THERETO—1901-1902.

County.	No of such institutes held.	Names of conductors.	Total No. of days institutes.	Total attendance.	Average daily attendance.	No. of evening lectures.	Names of lecturers.
Totals.....			618.5	5,176	4,196	26	
Ashland.....	1	J. T. Hooper, C. A. Donnelly.....	5	29	24		
Barron.....	1	E. W. Walker, C. A. Donnelly, W. A. Jones.....	10	120	97		
Brown.....	1	W. H. Cheever.....	1	80	80	1	W. H. Cheever.
Burnett.....	1	S. A. Lynch, Wm. Darling.....	20	34	15	1	S. A. Lynch.
Calumet.....	2	C. E. Patzer, W. C. Hewitt.....	2	109	109		
Chippewa.....	1	W. H. Cheever, O. J. Schuster, S. B. Tobey, F. W. Thomas.....	10	180	165	1	W. H. Cheever.
Clark.....	1	G. W. Gehrand, I. N. Mitchell.....	10	90	84		
Crawford.....	3	G. W. Gehrand, J. F. Bergen, Eliz. Wylie, B. L. Birkbeck.....	10	124	119		
Dane.....	1	A. Hardy, K. L. Hatch, G. Zeininger, R. B. Dickey.....	15	143			
Dodge.....	2	A. J. Hutton, L. S. Keeley, C. H. Dietz, D. E. McLane.....	15	203	105		
Door.....	1	W. H. Cheever, D. E. McLane, H. H. Hubbell.....	1		79	8	W. H. Cheever, Louis Favour.
Douglas.....	1	W. C. Hewitt, G. H. Landgraf.....	15				
Eau Claire.....	1	I. C. McNeill, S. A. Lynch, — Smith, O. J. Schuster, W. A. Clark, E. M. Beeman.....	5	47	35		
Florence.....	1	W. C. Hewitt, A. W. Trettein.....	10	36	25	1	W. W. White.
Fond du Lac.....	1	W. C. Hewitt, A. W. Trettein.....	3	20	17		
Forest.....	1	C. E. Patzer, W. H. Hickok, A. M. Olson.....	10	161	131	1	W. C. Hewitt.
Gates.....	1	Wm. E. Anderson, R. W. Whitford.....	5	14	12	1	W. E. Anderson.
Grant.....	2	C. E. Slothower, M. V. Boyce.....	10	26	22		
Green.....	2	D. McGregor, F. M. Jack.....	4	42	36	1	D. McGregor.
Green Lake.....	1	H. C. Buell, H. C. Lawton, C. Hemingway, G. C. Shutts.....	11	110	87		
Iron.....	1	W. C. Hewitt, W. H. Cheever.....	1½	55	54	2	W. C. Hewitt, W. H. Cheever.
Jackson.....	1	J. W. Livingston, F. W. Cooley, Alice L. Harris.....	3	123	113	1	
Jefferson.....	2	Anna Barnard.....	10	103	83		
Juneau.....	1	W. H. Cheever, J. I. Jegi, J. N. Foster, O. J. Schuster, R. E. Loveland C. R. Thomson.....	17	280	112	5	W. H. Cheever, J. I. Jegi, J. N. Foster.
			10	84	80		

Statistical Tables.

STATE SUPERINTENDENT.

143

TEACHERS' INSTITUTES, HELD UNDER THE PROVISIONS OF CHAPTER 331, LAWS OF 1895, AND LAWS AMENDATORY THERETO—1901-1902—Continued.

County.	No. of such institutes held.	Names of conductors.	Total No. of days institute.	Total attendance.	Average daily attendance.	No. of evening lectures.	Names of lecturers.
Kenosha	1	A. A. Upham, C. H. Dietz	10	80	70	1	Belle Kearney.
Kewaunee	1	T. W. Boyce, A. M. Olson	15	65	51		
La Crosse	1	W. J. Pollock, W. M. Martin, Mary Huff,					
		B. M. Jostad	10	67	62		
Langlade	1	W. H. Schulz, F. K. Sechrist, A. W. Weber	10	65	57		
Lincoln	1	S. Y. Gillan, V. E. McCaskill, M. V. Boyce	5	59	51		
Manitowoc	4	C. E. Patzer, I. N. Mitchell, W. Sieker, C. McKenny, F. S. Hyer	10	98	82		
Marathon	2	F. E. Doty, C. H. Maxson, V. E. McCaskill	15	152	72		
Marquette	1	A. H. Fletcher, R. W. Whitford, Annie M. Johnson	15	95	75		
		E. W. Walker, John Callahan	15	71	53		
		J. W. Livingston	1	34	34		
Monroe	1	E. W. Walker, C. H. Maxson, R. W. Mueller	20	84	62		
Oconto	1	A. B. O'Neil, F. K. Sechrist	15	94	82		
Oneida	1	A. A. Upham, F. A. Lowell	5	40	36		
Outagamie	1	H. E. Bolton, Arthur Burch	15	93	80		
Ozaukee	3	C. E. Patzer, H. E. Bolton, A. G. Hough, W. H. Cheever, F. M. Jack	13	151	126		
Pierce	1	J. F. Sims, C. J. Brewer, A. L. Thomsen	10		101		
Portage	1	G. H. Landgraf, Frances J. Holcombe, Catherine Schlegel	15	59	43	1	Belle Kearney.
Racine	4	J. A. Hagemann, D. O. Hibbard, W. H. Hickok, W. W. Storms	14				
Rock, 1st	1	G. C. Shutts, R. E. Loveland, C. Hemingway, Minnie Hayward	15	131	120		
Rock, 2d	1	H. C. Buell, A. A. Upham, R. E. Loveland	15	137	95		
St. Croix	2	J. F. Sims, J. Callahan, Wm. Lusk	15	134	80		
		H. A. Adrian	1		32		
Sauk	1	H. L. Terry, T. W. Boyce, H. A. Whipple, A. W. Weber	15	136	113		
Sawyer	1	H. A. Adrian, J. G. Adams	1	21	20		
Shawano	1	John Callahan, M. H. Jackson	10	98	84		

Statistical Tables.

REPORT OF THE

Sheboygan..	1	G. C. Shutts, H. A. Whipple, Carrie Smith	15	145	128
Taylor.....	1	A. B. O'Neil, V. E. McCaskill.....	10	78	61
Trempeale'u	1	C. W. Smith, Mary McFadden, D. C. Gile	15	67	50	1
Vernon.....	2	A. H. Fletcher, S. E. Pearson, W. D. Swetland	5	23	21
		J. W. Livingston, V. E. McCaskill, L. S. Keeley, S. E. Pearson, R. B. Dickey....	10	161	154
Vilas.....	1	F. F. Showers, C. P. Cary.....	5	27	17
Washburn...	1	T. B. Pray, G. E. Culver.....	5	46	44
Washington.	1	L. S. Keeley, D. H. Schuler, T. R. Lloyd-Jones	10	114	98
Waukesha..	1	W. H. Cheever, S. B. Ray, D. O. Hibbard	10
Waupaca..	1	G. L. Bowmah, T. Frye, C. R. Showalter, E. E. Carr, L. L. Summers	20	150	115
Waushara...	1	G. W. Swartz, J. C. Graham, G. E. Dafeo	15	99	76
Winnebago..	1	W. C. Hewitt, E. E. Sheldon, H. N. Goddard, F. E. Mitchell.....	10	89	67

C. W. Smith.

Statistical Tables.

PRIVATE SCHOOLS, 1901-1902.

COUNTIES — Exclusive of Cities.	No of schools.	TEACHERS.		PUPILS 7-14.	
		Men.	Women.	Not attended public schools.	Have attended 12 weeks or more.
Totals	401	242	410	13,373	15,465
Adams					
Ashland	2	2		45	45
Barron					
Bayfield	2		6	314	279
Brown	9	3	13	478	359
Buffalo	2		3	50	51
Burnett					
Calumet	16	5	25	510	612
Chippewa					
Clark	6	5	2		73
Columbia	1				2
Crawford					
Dane	9	2	15	356	410
Dodge	31	23	12	631	1,452
Door	5	2	4	67	102
Douglas					
Dunn	1	1		31	31
Eau Claire	8	8			67
Florence					
Fond du Lac	20	4	39	604	661
Forest					
Gates					
Grant	9	2	19	232	227
Green					
Green Lake	5	4	2	169	190
Iowa	2	2	14	249	212
Iron	1	1		7	7
Jackson	5	4	2	57	78
Jefferson	15	12	7	618	484
Juneau	5	4	4	46	48
Kenosha	4	1	8	79	194
Kewaunee	6	3	7		341
La Crosse	12	11	1	153	342
Lafayette					
Langlade					
Lincoln	4	4			
Manitowoc	28	11	39	1,788	2,121
Marathon	17	10	15	508	364
Marquette	4	2	12	6	7
Marquette	4	2	12	6	7
Milwaukee	17	16	13	435	618
Monroe					
Oconto					
Oneida	1		5	300	270
Outagamie	13	8	11	298	404
Ozaukee	14	9	9	927	725
Pepin	1		3	70	65
Pierce	2		4	85	58
Polk					
Portage	5	2	4	255	301
Price					
Racine					
Richland					
Rock	3	4	6	234	113
St. Croix					
Sauk	8	6	4	340	222
Sawyer					
Shawano	2	1	3	179	163
Sheboygan	22	18	9	624	681
Taylor	1		4	80	208
Trempealeau	1	1	4	237	185
Vernon					
Vilas					
Walworth					
Washburn					
Washington	28	11	32	1,070	1,221
Waukesha	14	10	11	182	580
Waupaca	13	10	5	96	186
Waushara	6	5	1	63	37
Winnebago	8	7	2	40	44
Wood	7	6	19	854	618

Statistical Tables.

PRIVATE SCHOOLS, 1901-1902.

CITIES — Under City Superintendents.	No. of schools.	TEACHERS.			Pupils 7 to 14 attending 12 weeks or more.
		Men.	Women.	Totals.	
Totals	215	90	404	985	43,201
Antigo	1		6	6	
Appleton	6	8	21	29	1,264
Ashland	3	2	16	18	738
Baraboo					
Beaver Dam	3	2	4	6	298
Beloit	3	8	2	10	28
Berlin	3	2	4	6	311
Brodhead					
Chippewa Falls	3		18	18	624
Columbus	1	1	1	2	32
De Pere	2		6	6	279
Eau Claire	7	7	18	25	750
Fond du Lac	7	6	22	28	617
Grand Rapids	2	1	4	5	195
Green Bay	6	1	18	19	853
Hudson					
Janesville	2	2	4	6	235
Kaukauna	2		17	17	566
Kenosha	5				713
La Crosse	7		27	27	1,092
Madison	6	5	33	38	606
Marinette	4	1	15	16	495
Menasha	4	1	14	15	730
Menomonie					
Merrill	4	3	8	11	593
Milwaukee	73			491	24,625
Mineral Point	1		2	2	51
Monroe					
Neenah	1	1	1	2	105
New London	2	1	4	5	157
Oconto	3	1	7	8	450
Onalaska					
Oshkosh	13	4	15	19	982
Portage	2	2	5	7	288
Prairie du Chien	1		9	9	
Racine	9	13	29	42	955
Reedsburg	2	2		2	135
Rice Lake	1		3	3	54
Ripon					
Sheboygan	7	4	19	23	1,461
Stanley					
Stevens Point	3		17	17	637
Sturgeon Bay	1		3	3	106
Superior	3		19	49	802
Tomahawk					
Watertown	5	8	7	15	664
Waupaca					
Wausau	4	4	7	11	447
Wauwatosa	1		5	5	
Whitewater	2		4	4	263

Statistical Tables.

SCHOOL BUILDINGS AND ACCOMMODATIONS.

COUNTIES—Outside of Cities..	1900-1901.		1901-1902.	
	No. pupils school- houses will accomodate.	Number school houses.	No. pupils school- houses will accomodate.	Number school- houses.
Totals	387,732	6,791	462,786	6,952
Adams	3,238	83	3,520	84
Ashland	1,824	40	2,001	42
Barron	6,565	126	7,114	124
Bayfield	2,518	48	3,209	58
Brown	6,240	85	5,985	86
Buffalo	5,308	84	5,432	90
Burnett	2,272	48	2,600	56
Calumet	4,443	72	4,413	73
Chippewa	5,762	125	5,609	127
Clark	7,625	130	7,731	136
Columbia	7,459	140	7,607	150
Crawford	5,076	93	5,226	102
Dane	14,298	261	17,085	269
Dodge	10,901	188	11,399	197
Door	4,556	69	4,361	70
Douglas	1,723	43	1,938	50
Dunn	5,809	126	5,853	127
Eau Claire	4,062	80	4,146	79
Florence	1,235	14	1,247	14
Fond du Lac	8,827	162	8,245	167
Forest	489	12	554	12
Gates	1,895	39	2,050	39
Grant	13,550	228	13,700	223
Green	5,180	99	6,081	123
Green Lake	3,743	70	3,649	70
Iowa	7,461	128	7,190	127
Iron	2,653	18	2,055	20
Jackson	5,553	102	5,431	103
Jefferson	7,714	134	7,758	136
Juneau	6,744	115	6,829	119
Kenosha	2,665	60	2,720	62
Kewaunee	5,085	58	5,172	57
La Crosse	3,705	68	3,705	68
Lafayette	6,249	127	7,313	127
Langlade	2,531	67	2,661	69
Lincoln	2,126	58	2,221	64
Manitowoc	9,612	121	10,488	116
Marathon	9,281	168	11,053	176
Marquette	4,024	63	4,204	64
Marquette	3,651	56	3,808	63
Milwaukee	8,471	77	7,385	75
Monroe	8,855	150	8,852	149
Oconto	4,734	71	4,928	79
Oneida	1,140	38	2,579	42
Outagamie	6,817	118	6,690	120
Ozaukee	4,348	59	4,294	58
Pepin	2,359	39	2,369	39
Pierce	6,671	114	6,632	114
Polk	5,268	109	5,624	110
Portage	5,302	110	5,398	109
Price	3,747	67	3,889	72
Racine	4,158	64	4,171	57
Richland	6,343	122	6,403	124
Rock	8,284	172	8,488	169
St. Croix	7,229	127	7,311	125
Sauk	7,863	165	7,834	164
Sawyer	1,280	22	1,320	23
Shawano	6,783	110	6,784	113
Sheboygan	7,253	114	7,360	111
Taylor	3,346	69	3,846	71
Trempealeau	6,448	108	7,828	101
Vernon	8,610	145	9,170	156
Vilas	1,130	15	1,310	17
Walworth	7,583	122	7,971	124
Washburn	2,134	34	2,122	40
Washington	6,518	100	6,711	105
Waukesha	7,552	115	8,231	123
Waupaca	7,940	131	8,247	136
Waushara	4,994	106	5,161	104
Winnebago	4,767	99	4,769	98
Wood	6,153	91	5,787	95

Statistical Tables.

SCHOOL BUILDINGS AND ACCOMMODATIONS.

CITIES.	1900-1901.		1901-1902.	
	No. pupils school-houses will accommodate.	Number school-houses.	No. pupils school-houses will accommodate.	Number school-houses.
Totals	130,793	388	137,387	405
Antigo	1,500	5	1,500	5
Appleton	3,800	8	3,900	8
Ashland	2,500	11	2,500	11
Baraboo	1,315	6	1,560	6
Beaver Dam	1,200	5	1,200	5
Beloit	2,400	12	2,400	11
Berlin	900	3	1,050	3
Brodhead	550	2	550	2
Chippewa Falls	1,469	8	1,469	8
Columbus	650	3	650	3
De Pere	750	2	750	2
Eau Claire	4,000	14	4,000	14
Fond du Lac	2,400	9	3,000	9
Grand Rapids	1,122	7	1,122	7
Green Bay	3,630	13	3,665	13
Hudson	1,050	5	1,050	5
Janesville	2,500	9	2,300	9
Kaukauna	950	2	930	2
Kenosha	1,775	6	1,900	6
La Crosse	5,634	15	5,592	15
Madison	2,864	11	2,959	11
Marinette	3,460	7	3,460	7
Menasha	1,500	5	1,500	5
Menomonie	1,800	9	1,800	10
Merrill	2,000	7	2,350	7
Milwaukee	39,992	81	41,330	88
Mineral Point	800	3	800	3
Monroe	1,100	4	1,100	4
Monroe	1,400	8	1,400	8
Neenah	1,400	8	1,400	8
New London	600	2	1,000	2
Oconto	1,000	4	1,000	4
Onalaska	500	1	500	1
Oshkosh	4,350	10	4,854	10
Portage	1,300	5	1,300	5
Prairie du Chien	700	5	700	5
Racine	5,186	10	5,310	10
Reedsburg	500	3	540	4
Rice Lake	811	4	811	4
Ripon	950	4	950	4
Sheboygan	4,600	11	4,600	11
Stanley	550	4	550	5
Stevens Point	1,985	8	1,985	8
Sturgeon Bay	800	4	1,500	4
Superior	5,600	10	5,800	10
Tomahawk	700	4	725	5
Watertown	1,400	5	1,400	4
Waupaca	750	2	750	2
Wausau	2,900	9	3,200	9
Whitewater	600	3	600	3
Wauwatosa			1,985	8

Statistical Tables.

COLLEGES, ACADEMIES, AND SEMINARIES, 1901-1902.

Corporate name.	Location.	When founded.	Religious denomination.	President or principal.
Beloit College	Beloit	1846	Presbyterian and Congregational.	George L. Collie
Concordia College.	Milwaukee ...	1881	Lutheran	M. J. F. Albrecht.
Lawrence Univ.	Appleton	1847	Interdenominational	Samuel Plantz.
Marquette College.	Milwaukee ...	1864	Roman Catholic	A. J. Burrowes.
Milwaukee Acad. ...	Milwaukee ...	1864	Non-sectarian	J. H. Pratt.
Milton College	Milton	1867	Seventh-day Baptist.	Edwin Shaw.
Milwaukee-Downer College	Milwaukee ...	1895	Undenominational .	Ellen C. Sabin.
North Wis. Acad. ...	Ashland	1892	Congregational	M. J. Fenenga.
St. Catherine's Ac.	Racine	1874	Roman Catholic	Mother M. Cecilia.
St. Lawrence Coll.	Mt. Calvary ..	1861	Catholic	A. Wilmer.

COLLEGES, ACADEMIES AND SEMINARIES—1901-1902.

CORPORATE NAME.	STUDENTS DURING YEAR.			WHOLE NO. GRADUATES.			GRADUATES THIS YEAR.		
	Male.	Fem.	Total	Male.	Fem.	Total	Male.	Fem.	Total
Totals	1,423	626	2,049	1,593	407	2,000	107	43	150
Beloit College	364	82	446	677	59	736	22	15	37
Concordia College	237	237	289	289	35	35
Lawrence University	286	176	462	17	12	29
Marquette College	203	203	128	128	4	4
Milwaukee Academy	101	101	163	163	8	8
Milton College	63	62	125	2	1	3
Milwaukee-Downer College.	250	250	334	334	5	5
North Wisconsin Academy.	41	56	97	15	14	29	7	4	11
St. Catherine's Academy	6	6
St. Lawrence College.....	128	128	321	321	12	12

Statistical Tables.

COLLEGES, ACADEMIES, AND SEMINARIES, 1901-1902.

CORPORATE NAME.	In English course.	In classic courses.	In natural science.	Preparing for college.	LIBRARY.	
					No. volumes.	Vols. purchased this year.
Totals	397	1,750	322	901	84,770	3,586
Beloit College		90	128	194	29,000	1,169
Concordia College		127		110	4,000	35
Lawrence University		155	47	67	19,128	368
Marquette College	30	173	25	114	10,050	100
Milwaukee Academy		25	40	41	1,000	100
Milton College	1	24	10	63	6,632	411-
Milwaukee-Downer Col. ..	48	137		185	5,385	453
North Wis. Academy.....	3	3	5	6	3,200	800
St. Catherine's Academy..	187	20	10		3,375	100
St. Lawrence College	128	121	57	121	3,000	50

COLLEGES, ACADEMIES AND SEMINARIES, 1901-1902.

CORPORATE NAME.	APPRAISED VALUE.				
	Of site.	Land not including site.	Of buildings.	Apparatus, etc.	Of endowment.
Totals	\$690,500 00	\$277,000 00	\$870,062 72	\$182,523 37	\$1,424,067 66
Beloit College	\$80,000 00	\$49,000 00	\$261,000 00	\$100,000 00	\$888,194 00
Concordia College	90,000 00		90,000 00	1,500 00	1,500 00
Lawrence University	271,500 00	58,000 00	205,000 00	30,000 00	281,969 00
Marquette College	180,000 00	130,000 00	50,000 00	2,700 00	3,800 00
Milwaukee Academy	24,000 00		10,000 00	1,000 00	
Milton College			23,062 72	13,323 37	83,594 66
Milwaukee-Downer Col.	35,000 00	35,000 00	146,000 00	27,500 00	165,000 00
North Wis. Academy.....	2,000 00	1,000 00	30,000 00	4,000 00	
St. Catherine's Academy ..					
St. Lawrence College	8,000 00	4,000 00	55,000 00	2,500 00	

Statistical Tables.

COLLEGES, ACADEMIES AND SEMINARIES, 1901-1902.

CORPORATE NAME.	RECEIPTS.			
	Contributions.	From funds and endow'm't	Tuition and fees.	Total.
Totals	\$46,114 37	\$80,360 49	\$112,023 90	\$238,493 76
Beloit		\$46,101 00	\$13,907 00	\$60,008 00
Concordia College				
Lawrence University	\$38,000 00	21,980 00	11,210 00	71,190 00
Marquette College		70 50	6,630 55	6,701 05
Milwaukee Academy	50 00		9,700 00	9,750 00
Milton College	2,599 54	5,811 75	2,477 80	10,889 C9
Milwaukee-Downer College	2,714 83	6,397 24	56,628 55	65,740 C2
North Wisconsin Academy	2,500 00		1,200 00	3,700 00
St. Catherine's Academy				
St. Lawrence College	250 00		10,270 60	10,520 00

COLLEGES, ACADEMIES, AND SEMINARIES, 1901-1902

CORPORATE NAME.	DISBURSEMENTS.			
	Paid for instructi'n	Building and repairs	Incidental.	Total.
Totals	\$79,219 50	\$42,465 30	\$40,080 57	\$161,765 37
Beloit College	\$26,481 00	\$11,498 00	\$12,008 00	\$59,987 00
Concordia College	8,850 00	6,000 00		14,850 00
Lawrence University				
Marquette College	1,214 00	2,353 38		3,567 38
Milwaukee Academy	7,756 00	344 00	1,650 00	9,750 00
Milton College	5,577 50	1,538 20	3,773 39	10,889 09
Milwaukee-Downer College	15,991 00	19,931 72	22,349 18	58,271 90
North Wisconsin Academy	2,600 00	800 00	300 00	3,700 00
St. Catherine's Academy				
St. Lawrence College	750 00			750 00

Statistical Tables.

FINES.

	1901	1902
Adams	\$40 18	\$32 94
Ashland	114 66	183 26
Barron	143 09	350 47
Bayfield	682 57	402 92
Brown	145 82	268 34
Buffalo	14 70	49 00
Burnett	18 62	161 70
Calumet	63 70	94 68
Chippewa	70 94	301 71
Clark	159 00	317 53
Columbia	449 82	147 98
Crawford	86 24	237 66
Dane	1,573 17	923 16
Dodge	206 66	79 38
Door	238 74	199 94
Douglas	568 40	598 83
Dunn	71 86	87 22
Eau Claire	188 17	282 64
Florence	29 40
Fond du Lac	298 90	290 12
Forest
Gates	78 24
Grant	237 51	417 97
Green	245 00	151 90
Green Lake	20 58	57 82
Iowa	372 89	226 38
Iron	209 23	124 46
Jackson	179 34	279 30
Jefferson	325 36	526 26
Juneau	180 48	197 96
Kenosha	364 56	251 88
Kewaunee	11 76	39 20
La Crosse	413 07	336 59
Lafayette	678 25	295 96
Langlade	185 29	63 70
Lincoln	919 71	747 74
Manitowoc	430 40	383 84
Marathon	646 80	652 68
Marinette	391 02	342 02
Marquette	78 40	98 50
Milwaukee	636 51	105 84
Monroe	233 24	173 33
Oconto	159 74	47 04
Oneida	192 08	83 30
Outagamie	334 47	408 91
Ozaukee	64 68	40 18
Pepin	143 08	75 15
Pierce	162 68	215 47
Polk	133 28	93 10

Statistical Tables.

FINES — Continued.

	1901	1902
Portage	281 10	93 11
Price	130 34	177 38
Racine	1,079 64	689 92
Richland	137 20	116 62
Rock	705 11	684 04
St. Croix	204 84	217 56
Sauk	522 37	182 28
Sawyer	62 72	16 66
Shawano	325 18	226 38
Sheboygan	557 63	553 70
Taylor	86 26	70 56
Trempealeau	402 78	193 06
Vernon	350 35	910 42
Vilas	118 60	242 14
Walworth	357 70	271 16
Washburn	223 45	38 82
Washington	70 56	197 31
Waukesha	323 54	384 15
Waupaca	712 46	278 38
Waushara	131 32	71 54
Winnebago	757 11	514 08
Wood	217 56	304 37
Total	\$20,871 87	\$1,795.84

Index.

INDEX.

	Part.	Page.
Academies		
1900-1901	II.	67-69
1901-1902	II.	150-152
Accommodation of School Buildings.		
Cities	II.	149
Counties	II.	148
Apportionment of Common School Fund	II.	66
Apportionment of High School Fund	II.	38, 54, 114 126
Attendance.		
Cities	II.	18, 86
Counties	II.	4, 72
Buildings and Accommodations.		
Cities	II.	149
Counties	II.	148
Census (1900-1901).		
Cities	II.	18
Counties	II.	2
Census (1901-1902).		
Cities	II.	86
Counties	II.	70
Certificates granted.		
Cities	II.	20, 74
Counties	II.	6, 88
Colleges, Academies, and Seminaries.		
1900-1901	II.	67-69
1901-1902	II.	150-152
Commercial Education	I.	79
Common School Fund, Source of	I.	5
Common School Finances	I.	6
Consolidation of schools	I.	41

Index.

	Part.	Page.
County schools of Agriculture and Domestic Economy.....	I.	35
Dunn county	I.	37
Marathon county	I.	35
Schools for deaf	I.	104
Diplomas and certificates issued and countersigned by state superintendent	I.	11
Enrollment.		
Academies	II.	67
Cities	II.	18, 86
Classification of	I.	12
Counties	II.	4, 72
Colleges	II.	67
Free High Schools	II.	26, 50, 94 114, 120, 126
Independent high schools	I.	4, 128
Independent high schools	II.	128-131
Private schools	II.	64, 67
Seminaries	II.	67
Fees received by county superintendents for examination.....	II.	6, 74
Financial Disbursements.		
Cities, 1900-1901	II.	24
Cities, 1901-1902	II.	92
Cities and Counties	I.	6
Counties, 1900-1901	II.	15
Counties, 1901-1902.....	II.	83
Financial Receipts.		
Cities, 1900-1901.....	II.	22
Cities, 1901-1902.....	II.	96
Cities and Counties	I.	6
Counties, 1900-1901.....	II.	12
Counties, 1901-1902	II.	80
Fines, penal	II.	153-154
Free high schools, general statement regarding	I.	67
Free High Schools, Four Year Courses.		
Accredited list of University	II.	44, 108
Age of pupils entering and leaving	II.	32, 101
Apportionment to	II.	38, 114
Cost of instruction in German, Latin, Greek.....	II.	32, 101
Enrollment in	II.	26, 38, 94 114
Free text books in	II.	38, 114
Graduates	II.	44, 108

Index.


	Part.	Page.
Free High Schools, Four Year Courses—Continued.		
Non-resident pupils	II.	44, 108
Principals of, legal qualifications, and salaries.....	II.	26, 94
Pupils in different branches	II.	32, 101
Pupils in different years	II.	38, 114
Salaries of assistants (average)	II.	38, 114
Summary of	I.	3
Teachers, number employed	II.	26, 94
Total salaries	II.	38, 114
Tuition received and rate per month	II.	44, 108
Free High Schools, Three Year Courses.		
Age of pupils entering and leaving	II.	52, 122
Apportionment to	II.	54, 126
Cost of instruction in German, Latin, Greek.....	II.	52, 122
Enrollment in	II.	50, 120
Free text-books in	II.	54, 126
Graduates of	II.	56, 124
Non-resident pupils	II.	56, 124
Principals of, legal qualifications and salaries.....	II.	50, 120
Pupils in different branches	II.	52, 122
Pupils in different years	II.	54, 126
Salaries of assistants (average)	II.	54, 126
Summary of	I.	3
Teachers, number employed	II.	50, 120
Total salaries	II.	54, 126
Tuition, received and rate per month	II.	56, 124
Fund, apportionment of common school	II.	66
Fund, apportionment of high school	II.	38, 54 114, 126
Free High school summary	I.	3-4
High school (See free high school).		
Number in each county	I.	16-17
Independent high schools.		
Age of pupils entering and leaving	II.	129
Cost of instruction in German, Latin, Greek.....	II.	129
Enrollment in	II.	128
Free text books in	II.	131
Graduates	II.	130
Non-resident pupils	II.	130
Principals of, and salaries	II.	128
Pupils in different branches	II.	129
Pupils in different years	II.	131
Salaries of assistants (average).....	II.	131
Summary of	I.	4
Teachers, number employed	II.	128
Total salaries	II.	131
Tuition received and rate per month.....	II.	130

Index.

	Part.	Page.
Institutes, comment on	I.	82
Institutes, statistics of county	II.	61
Institutes, statistics of state	II.	58
Institutes, summary of statistics, 1900-1901.....	I.	85
Institutes, summary of statistics, 1901-1902.....	I.	85
Institute conductors, school of instruction for.....	I.	91
Institute work.		
General methods of	I.	85
Legislation, recent	I.	18-21
Manual training and Domestic Economy	I.	77
Normal schools.		
Those who have attended now teaching in counties—		
1900-1901	II.	8
1901-1902	II.	74
Finances	I.	6
Graduates teaching in counties—		
1900-1901	II.	8
1901-1902	II.	74
Institutes for faculties of.....	I.	25
Private schools.		
Cities	II.	64, 147
Counties	II.	65, 146
Rural schools—transportation of	I.	41
Salaries.		
Average—		
In cities	I.	4
In counties	I.	2
In high schools	I.	3-4
Cities	II.	20, 88
Counties	II.	9, 77
High school assistants	II.	38, 54
High school principals	II.	114, 126
High school principals		26, 50
High school principals		94, 120
School codes, sale of	I.	105
Seminaries	II.	67-69
State certificates and diplomas issued	I.	5

Index.

	Part.	Page.
State graded schools.		
Enrollment in	II.	132-139
Number by counties	I.	16-17
Number with 2, 3, 4 or more departments.....	II.	132-135
State aid for	I.	63
Summary of statistics	I.	2
Teachers, number employed in cities	II.	20, 88
Teachers, number employed in counties	II.	9, 77
Text-books free.		
Free High schools furnishing	II.	38, 54 114, 126
Number districts in counties furnishing	I.	16
Training schools, county.		
Reports of	I.	27-34
Transportation of rural school children at public expense.....	I.	41-62
University, Finances of	I.	7-11
Wages (see also salaries).		
Classified table of	I.	14
Comparison of average in counties	I.	11
Webster's International Dictionary, sale of.....	I.	105







BIENNIAL REPORT

OF THE

Railroad Commissioner

OF THE

STATE OF WISCONSIN

For the Fiscal Years Ending June 30, 1901 and 1902.



MADISON
DEMOCRAT PRINTING COMPANY, STATE PRINTER
1902

PERSONNEL OF OFFICE.

GRAHAM L. RICE,	COMMISSIONER.
JAMES S. STACK,	DEPUTY COMMISSIONER.
P. GRANT,	MESSENGER.
LORETTA D. HIBBARD,	STENOGRAPHER.

TENTH BIENNIAL REPORT
OF THE
RAILROAD COMMISSIONER.

MADISON, WIS., Dec. 1, 1902.

To His Excellency, ROBERT M. LAFOLLETTE,
Governor of Wisconsin.

SIR: In obedience to the requirement of Section 1795, Revised Statutes of Wisconsin, I present this, the tenth biennial report of this department.

Very respectfully,

GRAHAM L. RICE,
Railroad Commissioner.

General Report.

GENERAL REPORT.

RAILROAD COMPANIES.

In this report an attempt has been made to give very full reports of the financial condition of each road separately as of June 30, 1902. The several railway companies of the state and the interstate roads reports of June 30, 1902, to this office have been condensed and published each by themselves for the first time, I believe, in this state.

The past two years have been epochal in the history of the railroads in Wisconsin as well as those of the United States. It marks the greatest volume of business ever transacted by the railroads of Wisconsin, and also notes the greatest amount of money expended for operation and for improvement.

The condition of the railroad business may be taken as an accurate measurement of the prosperity of the state. The railroads during the past two years not only undertook to take care of the remarkable accretion of business, but also assumed greater tasks than ever before in the way of improving their physical condition. They have added many new, heavier and finer cars and locomotives to their equipment, miles of grades have been reduced, cuts have been widened, lighter steel bridges have given way to heavier ones, wooden bridges to steel bridges, and iron bridges to stone; light rails have been replaced by heavy and many miles of second track have been added. Millions of dollars have been expended. It has been a period of hard work for railroad employes, but it has also been a period of good wages and happiness.

General Report.

The improvement of the physical conditions of the railroads in this state will enable them to do more business and at a less cost, and this in time should naturally lead to a reduction of railroad charges.

“MERGERS.”

Since my last biennial report some small independent railroads have been purchased by some of the older companies.

The Rice Lake, Dallas & Menomonie has been merged with the Minneapolis, St. Paul & Sault Ste Marie railroad; the Minnesota & Wisconsin went to the Chicago, St. Paul, Minneapolis & Omaha, and the Milwaukee & Superior (known locally as the “Bug”) was taken in by the Chicago, Milwaukee & St. Paul; the Marshfield & Southeastern went to the Wisconsin Central Ry. Co.; St. Paul & Duluth and Washburn, Bayfield & Iron River to the Northern Pacific, and the Superior Belt Line to the Superior Western & Terminal Co. The Eastern Railway of Minnesota has been merged into the Great Northern lines. All of these consolidations or purchases have enured to the public good, as the services have been better, and the rates lower since the merging.

The merging of the properties of the Great Northern, Northern Pacific & Chicago, Burlington & Quincy in the Northern Securities Company did not seem to disturb the public mind in this state, although all three of the companies have mileage in the state. However, in other states these mergings have been vexed questions which have added to the growth of the idea that sooner or later there will be no such thing as railroad competition.

EARNINGS, MILEAGE, TAXES, ETC.

The gross earnings of the 6,761.58 miles of operated railroad in Wisconsin during the calendar year 1901 were \$43,571,473.82, the net earnings were \$15,634,237.26. Eight com-

General Report.

panies report a deficit amounting in the aggregate to \$157,040.62. There are forty-four railway companies operating in this state; ten of these companies come under the first class, or roads paying four per cent on gross earnings; two come under the second class and pay three and one-half per cent on gross earnings as tax or licenses per annum; four are in the three per cent class; one in the Pontoon class; four are in the five dollar per mile and two and one-half per cent in excess of fifteen hundred dollars per mile earnings per annum class and twenty-two are in the five dollar per mile class or are roads earning less than fifteen hundred dollars per mile per annum.

The average tax per mile for the first class railways this year is \$294.11; second class, \$98.40; third class, \$69.08; Pontoon road, \$412.10; those earning between fifteen hundred and two thousand dollars per mile, \$13.01, and the balance, \$5.00 per mile. The average tax or license per mile of all railways amounts to \$253.17, including the so-called logging roads which pay but \$5.00 per mile. The railways of the first class operated in 1901, 5,702.52 miles and paid in taxes \$1,677,275.50; of the second class there were 119.23 miles, upon which \$11,733.05 tax was paid. Of the 3 per cent roads there were 265.90 miles paying \$18,470.89 tax, 94.78 miles is in the \$5.00 per mile and $2\frac{1}{2}$ per cent in excess of 1,500 per mile class and paid \$1,233.07 tax. There was 578.55 miles which came under the \$5.00 flat per mile class, which paid \$2,912.75 tax, making \$1,711,847.81 as the total tax of railways for the year 1902. We have six different ways of taxing railways as shown above. The average tax of all the railways, exclusive of those logging roads and a few light earners which pay the five dollar a mile tax, is \$280.43 per mile. This does not include taxes paid to the United States government under internal revenue act, or amounts paid locally on property owned off the right of way or for property not used in operating the railways.

A statement showing the amount of taxes paid in each state for the year ending June 30, 1900, is given herewith, the amount

General Report.

for Wisconsin being changed so as to show the amount paid in this state on account of earnings calendar year 1901.

SUMMARY SHOWING TAXES AND ASSESSMENTS OF THE RAILWAYS IN THE UNITED STATES AND TERRITORIES FOR THE YEAR ENDING JUNE 30, 1900.

State or Territory.	Amount.	Per mile of line.
Alabama	\$721,399	\$184 28
Arkansas	606,269	120 71
California	1,317,021	247 99
Colorado	1,107,474	249 29
Connecticut	1,019,467	995 93
Delaware	75,202	288 71
Florida	342,653	113 67
Georgia	514,514	199 26
Idaho	269,344	216 82
Illinois	4,100,062	376 77
Indiana	2,540,382	462 69
Iowa	1,420,478	159 69
Kansas	2,221,441	255 03
Kentucky	711,157	240 27
Louisiana	646,849	286 64
Maine	239,863	126 76
Maryland	298,999	250 36
Maryland	2,951,665	1,411 93
Massachusetts	1,893,449	163 88
Michigan	1,522,637	226 28
Minnesota		
Mississippi	351,540	126 04
Missouri	1,169,778	174 90
Montana	350,553	111 93
Nebraska	1,120,121	198 86
Nevada	148,164	165 11
New Hampshire	375,570	314 98
New Jersey	1,578,157	722 87
New York	4,529,584	561 66
North Carolina	303,726	87 15
North Dakota	505,940	187 11
Ohio	2,633,477	303 79
Oregon	207,640	130 81
Pennsylvania	3,766,311	380 87
Rhode Island	175,770	843 47
Rhode Island	386,059	141 25
South Carolina	202,579	72 17
South Dakota	824,760	288 01
Tennessee	1,004,257	103 58
Texas	247,802	174 65
Utah	140,984	142 21
Vermont		
Virginia	648,872	176 95
Washington	473,156	173 97
West Virginia	440,012	230 51
Wisconsin	1,711,847	280 40
Wyoming	169,789	138 45
Wyoming	187,902	137 08
Arizona	22,781	717 50
District of Columbia	14,308	10 86
Indian Territory	217,736	124 63
New Mexico	131,247	158 53
Oklahoma		
Total	\$47,627,215	\$254 80

General Report.

INTERLOCKING PLANTS INSTALLED.

Interlocking safety devices have been installed since the last report of this department as follows: January 17, 1901, on the Chicago, St. Paul, Minneapolis and Omaha Railway over the Eau Claire river bridge at Eau Claire, Wisconsin. This is a device to protect the bridge over the Eau Claire river and is known as the Taylor Signal System.

February 19, 1901, an interlocking derailing and signal system known as the "Standard Railroad interlocking and derailing device" was installed and approved at the crossing of the Chicago, Milwaukee & St. Paul R. R. over the drawbridge on the Milwaukee river at a place known as the Burnham Slip in the city of Milwaukee. April 17, 1901, a Union Switch and Signal Company's derailing and interlocking device was installed at a point near Rice Lake at the crossing of Rice Lake Dallas and Menomonie Railway over the Chicago, St. Paul, Minneapolis & Omaha Railway. Plans filed and approved April 17, 1901.

On July 6, 1901, an interlocking device was installed and approved at the crossing of the C., M. & St. P. and the C. & N. W. Railway at Madison. The device is known as the United States Signal Company's. July 11, 1901, a Union Switch and Signal Company's device, including ground plan dog sheet and locking sheet, was approved and installed at crossing of C., M. & St. P. Railway with Chicago & Northwestern at Allis Station in the city of Milwaukee.

August 17, 1901, at Tiogo, Wis., plans of Union Switch and Signal Company's interlocking device was filed, approved and installed at the crossing of the Racine division C., M. & St. P. Railway, with the Fox Lake and Janesville extension of the same railroad.

August 29, 1901, National Switch and Signal Company's device was approved and installed at Nash at the crossing of the Chicago, St. Paul, Minneapolis and Omaha railroad with the Ashland, Siskiwit and Iron River Logging railroad.

General Report.

October 19, 1901, plans and specifications of interlocking and Signal System, known as the Standard Railroad Signal Company's device of Troy, N. Y., was approved, filed and installed at Genoa Jct., where the Chicago and Northwestern railroad crosses the Lake Geneva branch of the same line.

January 28, 1902, a Standard Signal Company's device was filed, approved and installed at Bancroft, Wis., at the crossing of the Chicago and Northwestern Railroad with the Wisconsin Central railroad.

March 5th, 1902, new permits were issued to the Chicago, St. Paul, Minneapolis and Omaha Railway Company and the Minneapolis, St. Paul and Ashland Railway Company for interlocking rebuilt near Ashland Junction. This plant was originally installed Nov. 19, 1897, being a National Union Switch and Signal Company's device. It was destroyed by fire, or rather the town house was struck by lightning and burned June 9th, 1901.

March 8th, 1902, a Standard Company's device was installed at a point two miles north of Grand Rapids where the Princeton extension of the Chicago & Northwestern railway crosses the Wisconsin Central Railroad.

January 24, 1902, plans and specifications of the Saxby and Farmer pattern were filed and approved and permits granted for interlocking at the crossing of the C., M. & St. P. Ry. with the C. & N. W. near Fond du Lac.

August 26th, 1902, a Union Switch and Signal Company's interlocking plant was installed at the crossing of the C., M. & St. P. with the C. & N. W. Ry. and the Janesville & Beloit Electric Railway at a point about two miles east of Janesville. Permits were granted and specifications filed.

September 26, 1902, at Turtle Lake an interlocking and safety device known as the Taylor Signal Company's Electric System was installed at the crossing of the M., St. P. & S. Ste. M. R. R. with the C., St. P., M. & O. R. R. This is operated from tower over the depot, the power used being electric.

General Report.

October 9th, another of the Taylor Electric System Plants with interlocking and safety devices and derail attachments was installed at Cameron at the crossing of the C., St. P., M. & O. railroad with the M., St. P. & S. Ste. M. railroad.

October 31, 1902, extension of interlocking at Medary approved. This extension being necessary on account of second track being constructed on C., M. & St. P. Railway from Milwaukee to La Crosse.

December 2d, extension of interlocking at Camp Douglas was approved, this crossing being the new second track of the C., M. & St. P. Ry. over the C., St. P., M. & O. track.

RECOMMENDATIONS FOR LEGISLATION.

The necessity of having someone connected with this department who was familiar with railway rates and classification of merchandise and commodities early impressed itself upon me. The fact that the entire office force as at present constituted is changed every two or four years as the case may be, is liable to leave the office without anyone in it who has any knowledge of freight rates, or who knows much about the cause or effect of existing rates, or precedents established in any line of work. With a view to having a man so connected with the department who would remain permanently and who could be selected on account of his qualifications and not because of his political views, recommendation was made in my last report that a statistician at a salary of two thousand dollars per year be added to the department. The legislative committees, after full consultation with the department, reported a bill of their own on the subject and a bill giving the office another man was unanimously passed by the Senate, and it passed the Assembly with little opposition and without any lobbying. The bill was vetoed by the Executive. I still believe that more help is needed in the office, and again take pleasure in so recommending. I further recommend that my

General Report.

successor have a stenographer to himself. At present the stenographer's time is divided between this office and that of the Superintendent of Public Property.

INTERLOCKING SWITCHES AND SIGNALS.

The time has come when we should have a law requiring all railroad and electric lines to erect mechanical interlocking at all crossings. The present development of the interlocking switch and signal system has been the result of years of experiment and trial. The interlocking switch and signal system at railroad crossings makes possible a quicker service with safety.

PROTECTION AT STREET CROSSINGS.

The Railroad Commissioner should be authorized by law to pass upon the proper protection required at street crossings in cities of the first and second class.

HIGHWAY CROSSINGS.

Notwithstanding the fact that the sacrifice of human life still continues at highway crossings, the present law does not seem to contemplate the avoidance of such crossing at grade, either in the construction of railroads or highways, or to provide any means of the abolition of existing crossings, and nothing has been done to change such conditions.

No railroad company should be permitted to construct its line across an existing highway and no new highway should be opened across a railroad track until the location of the same has been passed upon and approved by the railroad commissioner or some other state authority. In every case the avoidance of a grade crossing should receive careful consideration and whenever reasonably practicable such crossing should be made otherwise than at grade, even if it should become neces-

General Report.

sary to make some change in the location proposed, in order that such result might be more easily accomplished.

The law should be so changed as to provide the commissioner with the necessary authority to pass upon such locations and to bring about grade separation whenever possible, also to invest him with necessary specific authority to close all highway crossings of railroad tracks that are irregularly opened without his approval and such existing crossing as are specially dangerous where the public convenience and accommodation provided thereby does not justify the maintenance of the dangerous and hazardous conditions.

The present statute in so far as it deals with crossings of the highways and railroads about the general grade separation, that is each year becoming more necessary on account of the growth and development of our state.

OFFICIAL RAILROAD MAP.

The law provides that the railroad commissioner shall publish biennially 25,000 railroad maps, 22,000 of which are mounted; 8,000 of the latter are delivered to the state superintendent of public instruction to be distributed by his department among the schools of the state.

The map of 1902 now ready for distribution has been prepared with great care and corrected up to date, and contains many new features.

WAREHOUSES AND GRAIN INSPECTION.

There is no law in this state requiring warehouses or grain elevators to report to this department. The necessity of such a law has become apparent. Nearly every state has found it necessary to exercise more or less control over elevators and warehouses and unless there is some provision over the buyers of agricultural products, such as grain, tobacco and live stock, the seller is to a considerable extent at the mercy of

General Report.

the buyer. I have found in my experience of four years that the local market price of the products of the farm are not always governed by the rate charged by the railroad companies to the ultimate market, but that frequently the lower price is paid at the point where the rate is the lowest, and a higher price is often paid where the rate is the highest. The buyer having a monopoly, fixes the prices according to circumstances and not upon the rate of transportation to market.

The millions of bushels of wheat, corn, flax and other grains finding an ultimate market at Superior are inspected under the Minnesota laws and bring a considerable revenue to that state, although very little of the wheat or other grains handled in Superior is raised in Minnesota, the bulk of the grain handled there coming from North and South Dakota, Iowa, Nebraska, Montana, Manitoba, etc.

Milwaukee, Manitowoc and Bayfield also receive large amounts of grain. Recent developments of grain land in the north and central portion of the state are sure in the near future to greatly increase the grain products of our state. Careful and intelligent legislation is needed on the subject of warehouse and grain inspection.

TRESPASSERS ON RAILROADS.

The great slaughter of trespassers on railroad tracks would seem to suggest that more stringent laws should be enacted to prohibit people from walking on, or crossing, or using the railway track as a public highway. One hundred seven people were killed and one hundred fifty-four injured in this state between June 30, 1901, and June 30, 1902, who were trespassers; that is to say, they were neither employees nor passengers, nor were they killed or injured at any highway or street crossing, but were struck by trains or engines while walking on the tracks

General Report.

ELECTRIC RAILWAYS.

On December 31, 1901, there were in this state twenty operating electric railways, with a mileage in the cities of 271.29 miles, and outside of cities, 121.71 miles, or 393.00 miles in all, with a capital stock of \$19,384,400.00, divided into \$6,839,900 of preferred and \$12,544,500 of common stock, and with a bonded indebtedness of about \$14,500,000.00 and other indebtedness of about \$1,250,000.00.

The two companies operating in the city of Milwaukee and vicinity are the only companies in the state which paid dividends to shareholders in 1901.

A tabulated statement of the finances and expenses of the companies will be found elsewhere in this report.

Since the last report of street railways to this department, several new lines have been started, and a number of new companies organized to build interurban electric railways in different parts of the state. The street railway companies report to this department under Chapter 329, laws of 1899. It would be well to give this department authority to inquire into the manner of management, examine the equipment and conditions on these electric railways with a view to insuring greater public safety and improving the public conveniences on the lines.

RAILWAY LAND GRANTS.

The Chicago, St. Paul, Minneapolis and Omaha reports that up to June 30, 1901, the company had acquired by patent from the government, \$2,163,082.79 acres, of which there had been disposed of for cash and on time contract, 1,920,406.76 acres. Contracts had been cancelled for 27,950.64 acres, leaving the number of acres still owned by the company, 270,629.67. The total cash receipts from all sales to date amounted to \$8,563,000.20, and there was outstanding, on account of time contracts, \$170,345.92.

General Report.

CHICAGO & NORTHWESTERN RAILWAY COMPANY.

The number of acres of land granted to aid in the construction of the roads forming part of the system was 7,642,821.19.

The record of the general land office shows that to June 30, 1901, land had been patented to the company as follows:

	Acres.
Cedar Rapids & Missouri River	1,056,222.92
C., St. P., Minneapolis & Omaha	2,070,946.95
St. Paul & Sioux City	1,123,578.55
Sioux City & St. Paul	407,919.21
Sioux City & Pacific	42,085.46
Winona & St. Peter	1,678,618.06
Chicago & Northwestern	1,064,406.25
Total	<u>7,543,799.50</u>

The records of the general land office also show that 125,000 acres of railroad indemnity lands located in Wisconsin belonging to the Chicago, St. Paul, Minneapolis & Omaha Railway company had been restored to the company from all sales of land to June 30, 1901, amounted to \$10,592,299.70, and there were outstanding on account of time sales, \$550,158.35. The receipts from the land department during the year amounted to \$415,922.93, and the expenditures to \$73,329.90.

The land sold at an average price per acre of \$8.95.

NORTHERN PACIFIC RAILWAY COMPANY.

This company succeeded to the rights, property and franchises of the Northern Pacific Railroad company, taking possession of the property on September 1, 1896. The records of the general land office show that 8,946,400 acres of railroad indemnity lands, located in Wisconsin, Minnesota, North Dakota, Montana, Idaho, Washington and Oregon, have been restored to the public domain, and that by a decision of the commissioner, dated September 13, 1886, affirmed by the Secretary of the Interior, 32,400 acres of the grant located in Washington, have also been restored. Also, by order of

General Report.

January 22, 1896, there were restored in the state of Washington, some 278,358 acres. By decision of July 9, 1896, the Secretary of the Interior established a new western terminal for the portion of the Northern Pacific Railroad grant, declared forfeited by the Act of September 29, 1890, which had the effect of adding to the lands already held to have been forfeited about 53,120 acres, which were restored to entry under instructions of August 20, 1896. By decision of August 27, 1896, the final eastern terminus of said grant was fixed at Duluth, Minn., which decision had the effect of restoring to entry all lands previously withdrawn for the company lying east of the terminal established pursuant thereto, and approved by the secretary of the interior December 24, 1896. The lands affected lie within the state of Minnesota and the state of Wisconsin, but the quantity has not been ascertained.

The records of the general and office show that to June 30, 1901, there had been patented to this company in the states of

	Acres.
Minnesota	1,773,036.61
North Dakota	8,571,895.70
Oregon	1,158,482.25
Washington	7,272,832.92
Idaho	480,283.60
Montana	5,570,107.38
Wisconsin	2,630.80
Total acres	<u>24,829,259.26</u>

All the lands of the Northern Pacific Railroad company lying west of the Missouri river were purchased by this company under the reorganization, the aggregate price paid therefor being \$5,605,200.

The total cash receipts from all sales from September 1, 1896, to June 30, 1901, amounted to \$20,170,403.31, and there was outstanding on the latter date, on account of time sales, principal and interest, \$4,025,090.15.

General Report.

WISCONSIN CENTRAL RAILWAY COMPANY.

By an act of congress approved May 5, 1864 (13 Stat., 66, Sec. 3), there was granted to the state of Wisconsin, to aid in the construction of a railroad "from Portage City, Berlin, Dotys Island, or Fond du Lac, as said state may determine, in a northwestern direction to Bayfield and thence to Superior, or Lake Superior, every alternate section of public land, designated by odd numbers, for ten sections in width on each side of said road," estimated by the general land office to include a grant of 1,800,000 acres of land.

The beneficiary under this grant was the Portage, Winnebago and Superior Railroad company (now Wisconsin Central Railway company).

The records of the general and office show that to June 30, 1901, there had been patented to the company 838,107.69 acres of land, and that 200,000 acres of railroad indemnity lands located in Wisconsin had been restored to the public domain.

RAILROAD LANDS.

There were remaining unsold railroad lands in Wisconsin, June 30, 1902, as follows:

	Acres.
Wisconsin Central	481,618.11
C., St. P., M. & O.	220,000.00
Northwestern	252,553.86
Total	954,171.97

The Northern Pacific Railway company has disposed of all its land grant in this state.

COMPLAINTS.

During the past two years there has been but one formal investigation held by the office. There have been a number of complaints about lack of cars, failure to connect at junctional points, delay in shipment of goods, defective cattle

General Report.

guards, overcharge to shippers, open crossings, insufficient depot facilities, rates on coal, removing sidings, killing stock, etc., nearly all of which have been satisfactorily settled to the shippers.

CATTLE GUARDS.

The law does not prescribe or describe the kind of cattle guard to be used in fencing railroads. The kind of fence to be used in fencing railroads is described in the statutes, and some friction has occurred in arriving at what constitutes a good and sufficient cattle guard. The law is not clear whether or not the railroad commissioner can approve or condemn a cattle guard.

It is important that the commissioner should be given authority to pass upon the sufficiency of these cattle guards.

NEW RAILWAY ORGANIZATIONS.

February 9th, 1901. The Milwaukee, Burlington & Lake Geneva Railroad company was chartered to build from Milwaukee to Lake Geneva, with capital stock of \$100,000.

March 12th, 1901. The Rice Lake and Northern Railway company filed articles of incorporation and was chartered to build from Rice Lake to Ashland. The capital stock of the company is \$100,000.

April 20th, 1901. The Chippewa Valley and Northern Railway company filed articles of incorporation, with capital stock of \$50,000, to build a line from a point near Rice Lake to a connecting point on the Chicago & Northwestern Railway in Vilas or Iron county, Wisconsin.

June 6th, 1901. The Chicago, Kenosha and Milwaukee Electric Railway company, with a capital stock of \$50,000, was chartered to build a line from Pleasant Prairie township on state line to the city of Milwaukee.

General Report.

October 9, 1901. The Hillsboro and Northwestern Railway, with a capital stock of \$50,000, was granted a charter to a line from Union Center in Juneau county to the village of Hillsboro in Vernon county. This road is now nearly completed.

November 2d, 1901. The Bayfield Western Railway company, with a capital stock of 25,000 filed articles of incorporation and was granted a charter to build a line from a point on Lake Superior near Bayfield to the station called Poplar in Douglas county, Wisconsin.

January 15th, 1902. The Eau Claire, Chippewa Falls and Northeastern Railway company, to build a line from Sec. 5, Tp. 28, Range 8 west, to Little Falls in Sec. 28, Tp. 32, Range 6, west, in Chippewa county, Wisconsin.

April 8th, 1902. The Balsam Lake and Western Railway company, with a capital stock of 25,000, filed articles of incorporation and was chartered to build a line from Balsam Lake to St. Croix Falls, Polk county, Wisconsin.

June 5, 1902. The Laona and Northern Railway Company filed articles of incorporation and was chartered to build from section 36, township 36 north, range 14 east, near Laona, Forest county, thence northerly to a point on the M. St. P. and S. Ste. M. Ry. in section 25, township 37 north, range 14 east, Forest county.

July 31, 1902. The Superior Suburban Railroad Company, with capital stock \$50,000, filed articles of incorporation and were chartered to build a line from a point in the city of Superior to the southern boundary of Douglas county in township 43, range 10 west, and branch via south range and Black River Falls to westerly line of Douglas county, also a branch into the village of Lake Nebagamon and Brule to the eastern line of Douglas county, also a branch via St. Croix Lake to the southern boundary in town 43, range 12.

Sept. 8th, 1902. The Chippewa River and Northern Railway Company, capital \$50,000, to build from Appolonia in

General Report.

Gates county to a point in section 11, town 37 north, range 8, west.

Sept. 27, 1902. The Madison and Northern Railroad Company filed articles of incorporation and were authorized to build a railroad from Madison via Sun Prairie, Columbus, Beaver Dam to Waupun and from Waupun to the city of Fond du Lac and from Waupun via Rosendale to Oshkosh and from Waupun via Ripon and Dartford to Berlin. The capital stock is \$25,000.00.

Oct. 6, 1902. The Toney & Northeastern Railway Company filed articles of incorporation and received a charter to build a line from the village of Toney to a point in section 3, town 36, range 3 west, in Gates county.

Abbotsford & Northwestern Railway Co.

COMPANY STATEMENTS.

ABBOTSFORD AND NORTHEASTERN RAILWAY COMPANY.

The Abbotsford and Northeastern Railway Company was organized April 12, 1889, under chapter 8586-87 of the revised statutes of Wisconsin and the acts amendatory thereof.

DIRECTORS.

Fred Rietbrock, Milwaukee, Wis.
L. W. Halsey, Milwaukee, Wis.
Thos. H. Gill, Milwaukee, Wis.
A. C. Rietbrock, Milwaukee, Wis.
Wm. L. Erbach, Athens, Wis

The last meeting of the stockholders was held at Milwaukee May 29, 1902. The total number of stockholders at date of last election was six.

OFFICERS.

President—Fred Rietbrock, Milwaukee, Wis.
Vice President—A. C. Rietbrock, Milwaukee, Wis.
Secretary—Thos. H. Gill, Milwaukee, Wis.
Treasurer—A. C. Rietbrock, Milwaukee, Wis.
General Solicitor—L. W. Halsey, Milwaukee, Wis.
Auditor—A. C. Rietbrock, Milwaukee, Wis.
General Superintendent—Wm. L. Erbach, Athens, Wis.

The property operated consists of 15.16 miles of Standard Gauge R. R. from Athens, Wis., to Abbotsford, Wis.

CAPITAL STOCK.

The capital stock of the company amounts to \$120,000.00, divided into shares of \$100.00 each. Five shares have been

Abbotsford & Northwestern Railway Co.

issued for \$500 cash and the balance, 1,195 of common stock, was issued as part payment for construction of the road. The total stock issued, \$120,000, is still outstanding.

FUNDED DEBT.

There has been common first mortgage 6% bonds issued of date October 1, 1889, due Oct. 1, 1919, all of which are still outstanding, and upon which the company paid \$5,100.00 interest during the year.

CURRENT ASSETS AND LIABILITIES.

Cash and current assets available for the payment of current liabilities:

Cash	\$2,272 81
Due from agents	50
Net traffic balance due from other companies	415 63
Due from solvent companies and individuals	11 78
Balance current liabilities	8,162 29
Total	\$10,863 01

Current liabilities accrued to and including June 30, 1902:

Wages and salaries	\$2 50
Net traffic balances due from other companies	51
Matured interest coupons unpaid	10,860 00
Total	\$10,863 01

RECAPITULATION.

Account.	Total amount out-standing.	Miles.	Amount per mile.
Capital stock	\$120,000 00	1,516	\$7,016 00
Bonds	112,000 00	1,516	7,383 00
Total	\$232,000 00	1,516	\$15,303 00

There were no permanent improvements made during the year.

The total cost of road to June 30, 1902, is as follows:

For construction, \$227,600.00, or \$15,013.19 per mile, and the equipment cost \$4,400.00, making the grand total cost \$232,000.00, or \$15,303.41 per mile.

Abbotsford & Northwestern Railway Co.

INCOME ACCOUNT.

Gross earnings from operation	\$23,493 03
Less operating expenses	16,193 50
Income from operation	\$7,304 58

Deduction from income:

Interest on funded debt accrued	\$6,720 00
Taxes	99 91
Exchange	1 84
Total deduction	\$6,821 75
Net income	\$482 83
Surplus from operations June 30, 1902	482 83
Deficit June 30, 1901	\$10,325 12
Deficit June 30, 1902	9,842 29

EARNING FROM OPERATION.

Passenger:		
Passenger revenue	\$1,831 62	
Mail	656 64	
Express	177 61	
Total passenger earnings	\$2,665 87	
Freight:		
Freight revenue	\$19,336 52	
Less overcharge to shippers	330 42	
Total freight earnings	19,006 10	
Total passenger and freight earnings	\$21,671 97	
Other earnings from operation:		
Telegraph companies	\$124 81	
Rentals from tracks, yards and terminals	1,701 30	
	\$1,826 11	
Total gross earnings from operation	\$23,498 08	

RENTAL RECEIVED.

For use of tracks, Athens, Wis., to Abbotsford, Wis., by Upham Manufacturing Company	\$1,701 30
--------------------------------------------------------------------------------------------	------------

OPERATING EXPENSES.

Recapitulation of expenses:	
Maintenances of way and structures	\$9,322 64
Maintenance of equipment	450 58
Conducting transportation	5,249 06
General expenses	1,171 22
Grand total	\$16,193 50
Percentage of operating expenses to earnings	68.91

Abbotsford & Northwestern Railway Co.

COMPARATIVE BALANCE SHEET.

June 30, 1901.	LIABILITIES.	June 30, 1902.	Year ending June 30, 1902.	
Total.		Total.	Increase.	Decrease.
\$120,000 00	Capital stock	\$120,000 00		
112,000 00	Funded debt	112,000 00		
9,267 60	Current liabilities	10,863 01	\$1,595 41	
1,680 00	Accrued interest on funded debt not yet payable	1,680 00		
\$242,947 60	Grand total	\$244,543 01	\$1,595 41	

June 30, 1901.	ASSETS.	June 30, 1902.	Year ending June 30, 1902.	
Total.		Total.	Increase.	Decrease.
\$227,600 00	Cost of road	\$227,600 00		
4,400 00	Cost of equipment	4,400 00		
622 48	Cash and current assets	2,700 72	2,078 24	
10,325 12	Loss	9,842 29		\$482 83
\$242,947 60	Grand total	\$244,543 01	\$1,595 41	

CHANGES DURING THE YEAR.

There were no important changes during the year in mileage or financial accounts of the company.

CONTRACTS, AGREEMENTS, ETC.

The company has a contract with the National Express Company for carrying express matter.

The United States mail is carried under regulations of the post office department, and there is a contract with the Wisconsin Central Railway Co. for use of Upham Mfg. Co. for trackage rights over the A. & N. E. Ry.

EMPLOYEES AND SALARIES.

The company employs twenty-four men who worked 5,705 and earned \$9,325.66, at the average daily compensation of \$1.63.

Abbotsford & Northwestern Railway Co.

PASSENGER AND FREIGHT AND TRAIN MILEAGE.

Number of passengers carried earnings revenue	3,455
Number of passengers carried one mile	48,042
Average distance carried	13.90
Average amount received from each passenger53
Average receipts per passenger per mile038
Passenger earnings per mile of road	1.7385
Passenger earnings per train mile2698
Number of tons carried of freight earning revenue	40,719
Number of tons carried one mile	584,482
Average distance haul of one ton	14.35
Amount received for each ton of freight46176
Average receipts per ton per mile03252
Estimated cost of carrying one ton one mile02771
Gross earnings from operation per mile of road	1,550.61
Expenses per mile of road	1,068.18
Miles run by mixed trains (all mixed)	9,900
Mileage of loaded cars north	1,350
Mileage of loaded cars south	27,092
Mileage of empty cars north	26,272
Mileage of empty cars south	203
Average number of freight cars in train	5.55
Average number of loaded cars in train	287
Average number of empty cars in train	2.68
Average number of tons of freight in train	59.04
Average number of tons of freight in each loaded car	20.55

FREIGHT TRAFFIC MOVEMENT.

Timber and forest products constitute 95% of the traffic, of the 40,719 whole tons 38,625 originated on the road and 2,094 tons were received from connecting carriers.

DESCRIPTION OF EQUIPMENT.

The company owns one locomotive and four flat cars.

RENEWALS OF RAILS AND TIES.

300 tons of steel rails, weighing 60 lbs. to the yars, were laid during the past year, the average cost of which which was \$24.00 per ton.

6,546 hemlock ties were laid uring the year at an average cost of 18.24 cents apiece.

CONSUMPTION OF FUEL BY LOCOMOTIVES.

Five hundred and fifty-eight tons of bituminous coal and 65 cords of wood were consumed during the year. The coal cost \$3.00 per ton and the wood \$1.00 at distributing point.

The average pounds consumed permile was 119.30.

Abbotsford & Northwestern Railway Co.

ACCIDENTS TO PERSONS.

There were no accidents to employees or passengers or others during the year.

BRIDGES.

There are 8 wooden bridges with an aggregate length of 848 feet, the minimum length being 64 feet and the maximum length being 400 feet.

TELEGRAPH.

The company owns 15.16 miles of telegraph line and same amount of wire.

Ahnapee & Western Railway Co.

AHNAPEE & WESTERN RAILWAY CO.

This road was organized under the laws of Wisconsin, August 18th, 1890.

DIRECTORS.

E. Decker, Casco, Wis.
E. Decker, Jr., Algoma, Wis.
M. C. Haney, Algoma, Wis.
Nathan Decker, Algoma, Wis.
David Decker, Sturgeon Bay, Wis.
L. Albert Karel, Kewaunee, Wis.
S. W. Champion, Alhambra, Cal.

The last meeting of the stockholders was on July 18th, 1900, when fifteen stockholders were represented.

The general offices of the company, as well as the operating office, are located at Sturgeon Bay, Wis.

OFFICERS.

Chairman of the Board—E. Decker, Sturgeon Bay, Wis.
President—E. Decker, Sturgeon Bay, Wis.
Vice President—David Decker, Sturgeon Bay, Wis.
Secretary, E. Decker, Jr., Sturgeon Bay.
Auditor—David Decker, Sturgeon Bay, Wis.
General Manager—David Decker, Sturgeon Bay, Wis.

PROPERTY OPERATED.

Ahnapee and Western Ry. from Casco Jct. on the Kewaunee, Green Bay & Western Railway to Sturgeon Bay, a distance of thirty-four miles.

CAPITAL STOCK.

The capital stock consists of 5,000 shares of common stock of the par value of \$100.00 each, of which 4,395 shares have been issued and are outstanding, upon which \$106,000 cash has been realized. No dividends have been paid upon the stock during the year.

Ahnapee & Western Railway Co.

FUNDED DEBT.

There is a funded debt authorized and outstanding to the amount of \$340,000.00 of first mortgage bonds, drawing semi-annual interest at the rate of 6%. These bonds bear date of May 31, 1892, and were due July 1st, 1902. Of the \$20,400 interest due during the year \$15,000 was paid. The amount of cash realized on the \$340,000 bonds was \$289,000. The above bonds represent the whole of the funded debt.

CURRENT ASSETS AND LIABILITIES.

Cash and current assets available for the payment of current liabilities:

Cash	\$920 62
Due from agents	30 00
Due from solvent companies and individuals	1,861 40
Balance, current liabilities	136,065 05
Total	\$138,877 07

Current liabilities accrued to and including June 30, 1902.

Loans and bills payable	\$83,087 94
Wages and salaries	1,729 03
Net traffic balances due to other companies	1,260 10
Matured interest coupons unpaid	52,800 00
	\$138,877 07
Material and supplies on hand	4,900 00

RECAPITULATION.

Amount.	Total amount outstanding.	Miles.	Amount per mile.
Capital stock	\$439,500 00	34	\$12,926 47
Current liabilities	138,877 07	34	4,084 62
Total	\$918,377 07	34	\$27,011 69

The Ahnapee and Western Railway Company has \$106,000 common stock outstanding, \$340,000 funded ebt, and \$138,877.07 current liabilities, making \$584,877.07, or \$17,202.27 per miles. The \$106,000 of common stock it seems represents

Ahnapee & Western Railway Co.

the amount for which this company is liable, as the stock in excess of such amount was sold with the bonds and incidents thereto.

PERMANENT IMPROVEMENTS FOR THE YEAR.

Construction (not included in operating expenses):	
Bridges and trestles	\$6,658 19
Ballast	1,000 00
Buildings, furniture and fixtures	602 85
Total construction	\$8,261 04
Equipment: freight cars	1,000 00
Total construction and equipment	\$9,261 04

COST OF ROAD AND EQUIPMENT.

(Total cost to June 30, 1902.)

	Total.	Per mile of road.
Construction:		
Right of way and station grounds	\$38,093 31	\$1,120 39
Other real estate	12,202 31	358 89
Fences	8,548 20	251 42
Grading bridges, culverts and cattle grounds.....	450 00	13 24
Bridges	76,072 34	2,237 42
Trestles	67,987 08	1,999 62
Rails, tracks, fastenings, frogs, switches	105,533 18	3,103 92
Ties	31,355 62	927 63
Track laying, surfacing and ballast	16,892 92	496 85
Buildings, furniture and fixtures	8,255 02	242 79
Shop machinery and tools	468 25	13 77
Engineering expenses	7,370 00	216 76
Discount on securities sold for construction.....	61,253 00	1,801 56
Telegraph line	426 65	12 55
Wharfing, etc.	17,000 00	500 00
Sidings and yard extensions	12,500 00	367 65
Other items	8,828 17	259 65
Total construction	\$473,416 05	\$13,924 00
Equipment:		
Locomotives	\$15,025 00	\$441 91
Passenger cars	3,639 00	107 03
Baggage, express and postal cars	1,000 00	29 41
Combination cars	2,500 00	73 53
Freight cars	5,755 00	169 26
Other cars of all classes	588 91	17 32
Floating equipment	500 00	14 71
Total equipment	\$29,007 91	\$853 17
Total construction and equipment	\$502,423 96	\$14,777 17

Ahnapee & Western Railway Co.

INCOME ACCOUNT.

Gross earnings from operation	\$46,148 66
Less operating expenses	27,580 08
Income from operation	\$18,568 58
Deduction from income:	
Interest on funded debt	\$20,400 00
Taxes	170 00
Total deductions from income	20,570 00
Deficit for the year	\$2,001 42
Deficit June 30, 1901	72,739 67
Total to June 30, 1902	\$74,741 09

EARNING FROM OPERATION.

Passenger:	
Passenger revenue	\$21,012 91
Less tickets redeemed	6 30
	\$21,006 61
Mail	\$2,843 18
Express	1,290 31
Extra baggage and storage	567 62
	4,701 11
	\$25,707 72

TOTAL PASSENGER EARNINGS.

Freight:	
Freight revenue	\$21,469 56
Less overcharge to shippers	1,028 62
Total freight revenue	\$20,440 94
Total passenger and freight earnings	\$46,148 66

June 30, 1901.	ASSETS.	June 30, 1902.	Year end- ing June 30, 1902.
Total.		Total.	Increase.
\$465,155 01	Cost of road	\$473,416 05	\$8,261 04
28,007 91	Cost of equipment	29,007 91	1,000 00
2,732 66	Cash and current assets	2,812 02	79 36
4,900 00	Material and supplies	4,900 00
72,739 67	Profit and loss	74,741 09	2,001 42
\$573,535 25	Grand total	\$584,877 07	\$11,341 82

June 30, 1901	LIABILITIES.	June 30, 1902.	Year end- ing June 30, 1902.
Total.		Total.	Increase.
\$106,000 00	Capital stock	\$106,000 00
340,000 00	Funded debt	340,000 00
127,535 25	Current liabilities	138,877 07	11,341 82
\$573,535 25	Grand total	\$584,877 07	\$11,341 82

Ahnapee & Western Railway Co.

OPERATING EXPENSES.

Maintenances of way and structures:	
Repairs of roadway	\$5,310 00
Renewal of ties	3,215 59
Repairs of bridges and culverts	1,500 00
Repairs of fences, road crossings and cattle guards.....	75 00
Total	\$10,100 59
Maintenance of equipment:	
Repairs and renewals of locomotives	\$2,500 00
Repairs and renewals of passenger cars	426 30
Repairs and renewals of freight cars	337 53
Shop machinery, tools, etc.	420 00
Total	\$3,683 83
Conducting transportation:	
Wages of enginemen, firemen and roundhousemen	\$1,860 00
Fuel for locomotives	3,590 63
All other supplies for locomotives	242 42
Wages of other trainmen	1,260 00
All other train supplies	225 00
Wages of watchmen	420 00
Expenses of telegraph	47 93
Wages of station agents, clerks and laborers	1,725 00
Station supplies	79 59
Loss and damage	132 24
Injuries to persons	498 75
Other expenses	1,500 77
Hire of equipment	539 25
Stationery and printing	250 00
	\$12,371 58
General expenses:	
Salaries of officers	\$200 00
Insurance	25 50
Legal expenses	38 05
Stationery and printing	169 53
Total	\$1,424 08
Recapitulation of expenses:	
Maintenance of way and structures	\$10,100 59
Maintenance of equipment	3,683 83
Conducting transportation	12,371 58
General expenses	1,424 08
Grand total	\$27,580 08:
Percentage of operating expenses to earnings, 59 per cent.	

COMPARATIVE GENERAL BALANCE SHEET.

There were no important changes during the year. No change in mileage, no new stocks or bonds issued or other financial changes.

CONTRACTS, AGREEMENTS, ETC.

The company has an agreement with the United States Express Company based upon a commission to the Railway Company of the business of the Express Company done over its

Ahnapee & Western Railway Co.

line. Also agreement with the Western Union Telegraph Company whereby the Railway Company keeps the telegraph line in repair and the Telegraph Company furnishes all material for repairs.

EMPLOYEES AND SALARIES.

	Number	Days worked.	Yearly compensation.	Daily compensation.
General officers	2	300	\$1,200 00	\$4 00
Station agents	3	939	1,380 00	1 47
Other station men	1	313	345 00	1 10
Enginemen	1	313	1,320 00	4 22
Firemen	1	313	540 00	1 72
Conductors	1	313	720 00	2 30
Other trainment	1	313	540 00	1 72
Carpenters	1	100	240 00	2 40
Other shopmen	1	240	300 00	1 75
Section foremen	4	1,248	1,800 00	1 44
Other trackmen	9	2,808	3,510 00	1 25
Watchmen	1	265	420 06	1 15
All other employees	1	300	180 00	60
Total	27	7,865	\$12,495 00	\$1 59
Distribution of above:				
General administration	2	300	\$1,200 00	\$4 00
Maintenance of ways and structures	14	4,156	5,550 00	1 34
Maintenance of equipment	1	240	300 00	1 25
Conducting transportation	10	3,169	5,445 00	1 72
Total, including "general officers"	27	7,865	\$12,495 00	\$1 59
Less "general officers"	2	300	1,200 00	4 00
	25	7,565	\$11,295 00	\$1 49

PASSENGER AND FREIGHT AND TRAIN MILEAGE.

Passenger traffic:	
Number of passengers carried earning revenue	28,925
Number of passengers carried one mile	983,450
Average distance carried	34
Total passenger revenue	\$21,006 61
Average amount received from each passenger726
Average receipts per passenger per mile0214
Total passenger earnings	25,767 72
Passenger earnings per mile of road	756 11
Passenger earnings per train mile604
Freight traffic:	
Number of tons of freight earning revenue	32,504
Number of tons carried one mile	1,105,136
Average distance haul of one ton (miles)	34
Total freight revenue	\$20,440 94
Average amount received for each ton of freight629
Average receipts per ton per mile019
Total freight earnings	20,440 94
Freight earnings per mile of road	601 20
Freight earnings per train mile48

Ahnapee & Western Railway Co.

Passenger and freight:	
Passenger and freight revenue	\$41,447 55
Passenger and freight revenue per mile of road.....	1,219 05
Passenger and freight earnings	46,148 66
Passenger and freight earnings per mile of road	1,357 31
Gross earnings from operation	46,188 66
Gross earnings from operation per mile of road	1,357 31
Expenses	27,580 08
Expenses per mile of road	811 18
Income from operation	18,668 68
Income from operation per mile of road	546 13
Train mileage	
Miles run by mixed trains	42,563

FREIGHT TRAFFIC MOVEMENT.

	Whole tons.	Per cent.
Products of agriculture:		
Grain	6,468	20.00
Flour	211	.65
Other mill products	27	.08
Hay	3,459	10.64
Fruit and vegetables	1,456	4.48
Products of animals:		
Live stock	1,180	3.63
Poultry, fish and game	145	.45
Products of mines:		
Anthracite coal	376	1.15
Bituminous coal	1,105	3.40
Stone, sand and other articles	463	1.42
Products of the forest:		
Lumber	7,350	22.59
Wood	153	.41
Manufactures:		
Petroleum	159	.49
Castings and machinery	90	.28
Bar and sheet metal	269	.83
Agricultural implements	227	.70
Wagons, carriages, tools, etc.	100	.30
Wines, liquors and beers	382	1.17
Household goods and furniture	380	1.17
Cement, brick and lime	1,207	3.71
Merchandise	4,579	14.09
Miscellaneous	1,270	3.91
Canned goods	1,475	4.54
Total tonnage	32,504	1.00

EQUIPMENT.

This company has two locomotives equipped with train brakes, one of which has an automatic coupler of the Gould Model; three cars in the passenger service all equipped with train brakes and automatic coupler. The cars in the freight service number twenty-one and one other car used in company's service, making twenty-five in all.

Ahnapee & Western Railway Co.

RENEWALS OF RAILS AND TIES.

There were no new rails laid during the year. There were 12,862 cedar and hemlock ties laid during the year at an average price at points of distribution of 25 cents.

CONSUMPTION OF FUEL BY LOCOMOTIVES.

There were 116.9 tons of bituminous coal used during the year, at an average cost of \$3.50 at distributing point.

ACCIDENTS TO PERSONS.

One employee was injured during the year.

CHARACTERISTICS OF ROAD.

There are 35 curves in the 34 miles. The average length of curved line is 8.7 miles. The length of straight line is 25.3; length of level line, 6.5. The ascending grades number 22. Sum of ascents, 716.04 feet. Average length of ascending grades is 15.6. Descending grades number 18; sum of descents, 624.00, and average length of descending grades are 11.9. There are 6 wooden bridges, with an aggregate length of 1,800 feet and a maximum length of 1,296 feet, and a minimum length of 48 feet. The gauge is 4 feet 8 inches, and the length of line 34 miles. There are 2 miles of sidings on the line.

TELEGRAPH.

The Western Union Telegraph Company owns 34 miles of wire and the same amount of line, which is operated by the Telegraph Company.

Big Falls Railway Co.

BIG FALLS RAILWAY COMPANY.

This company operates twenty-one miles of logging railway connecting with the Chicago & Northwestern Railway at Humbird Station in Shawano county.

The officers are : J. H. Wall, President; Jas. Spalding, Vice President; T. R. Wall, Secretary. All of Oshkosh, Wis.

There is an indebtedness of \$7,000 against the road.

This railroad is operated in connection with the lumber company and the cost of the road is not kept separate.

There are two locomotives, two combination cars, eight box cars, and thirty-seven logging cars in use on the line. This equipment is reported to have cost \$7,857.64.

INCOME ACCOUNT.

Gross earnings from operation	\$8,229 14
Less operating expenses	8,485 72
Deficit	\$256 58
Deductions from income	470 00
Interest, taxes	105 00
Deficit June 30, 1902	\$788 58
Deficit June 30, 1901	932 13
Paid by lumber company	\$1,710 71

EARNING FROM OPERATION.

Passenger earnings	\$214 45
Mail	285 12
Freight	7,729 57
Grand total	\$8,229 14

The company has a nominal capital stock of \$1,000.

Bayfield Transfer Railway Co.

BAYFIELD TRANSFER RAILWAY COMPANY.

This company was organized June 26th, 1883, under the laws of Wisconsin.

DIRECTORS.

George H. Noyes, Milwaukee, Wis.
 J. M. Smith, Duluth, Minn.
 H. C. Hale, Bayfield, Wis.
 F. W. Deekery, Milwaukee.
 B. K. Miller, Jr., Milwaukee, Wis.

to hold until successors are elected. There were five stockholders at the last election. The general offices and operating office of the company are located at Bayfield, Wisconsin.

OFFICERS.

George H. Noyes, President, Milwaukee, Wis.
 J. M. Smith, Vice President, Duluth, Minn.
 H. C. Hale, Secy.-Treas. and General Manager, Bayfield, Wis.

PROPERTY OPERATED.

Line represented by capital stock	3.86
Line operated under contract being the Bayfield Harbor & Great Western R. R.	6.00
Line operated under trackage rights, namely, Bayfield, Superior & Minneapolis Ry:	6.00
Total operated	15.86

The company owns the Bayfield Dock (pier and warehouse), used for the handling and storage of freight, the earnings and expenses of which affect the balance sheet.

CAPITAL STOCK.

There have been authorized to be issued 3,000 shares of common stock of the par value of \$100.00 each, all of which have been issued and outstanding, but there remains in the treasury of the company all but \$1,676,000 of the capital stock. This

Bayfield Transfer Railway Co.

\$1,676,000 common stock was originally issued as part consideration of right of way, riparian rights, water privileges, improvements, depot grounds, services and equipment.

FUNDED DEBT.

First mortgage 5 per cent., 30-year gold bonds, dated January 15, 1897, due January 15, 1927, for \$1,500,000, interest payable semi-annually January and July, amount accrued paid. These bonds were issued in part consideration for deed of right of way, riparian rights, water privileges, improvements, depot grounds, services and equipment.

CURRENT ASSETS & LIABILITIES.

Assets:	
Cash	\$279 52
Due from solvent companies, etc.	5,042 52
Balance—Current liabilities	530,154 90
Total	\$535,476 94
Liabilities:	
Loans and bills payable	\$123,881 81
Audited vouchers and accounts	2,195 48
Matured interest coupons unpaid	409,275 00
Miscellaneous	24 65
Total	\$535,476 94
Recapitulation:	
Capital stock	\$3,999,999 00
Bonds	1,500,000 00
Total	\$4,500,000 00

3.86 miles equals \$1,165,803.11 per mile.

Bayfield Harbor & Great Western R. R.

BAYFIELD HARBOR & GREAT WESTERN R. R.

Capital stock	\$90,700 00
Funded debt	90,000 00
Total	<u>\$180,700 00</u>

6 miles or \$30,116.66 per mile.

COST OF ROAD AND EQUIPMENT.

June 30, 1902:	
Total construction	\$3,407,994 09
Total equipment	7,571 08
Total	<u>\$3,415,565 17</u>

INCOME ACCOUNT.

Gross earnings from operation	\$9,295 63
Less operating expenses	9,336 17
Deficit	<u>\$40 54</u>

DEDUCTION FROM INCOME.

Interest on funded debt	\$75,000 00
Interest on interest bearing current liabilities	6,939 29
Rentals, tracks, yards, etc.	66 36
Deficit	<u>\$82,046 19</u>
Deficit from operation year ending June 30, '02	082,046 19
Deficit June 30, 1901	207,943 54
Deficit June 30, 1902	<u>\$289,989 93</u>

EARNING FROM OPERATION.

Total passenger revenue	\$2,327 43
Mail	159 88
	<u>\$2,487 31</u>
Freight revenue	5,245 43
Rents from tracks, yards, etc.	1,420 00
Other sources	142 89
Total gross earnings	<u>\$9,295 63</u>

STOCKS OWNED.

Capital stock this company	\$1,324,600 00
----------------------------------	----------------

RENTALS RECEIVED.

Tracks of Bayfield H. & G. W. 6 miles R. R. from Roys Point to Greenhurst, Wis.	\$1,420 00
--------------------------------------------------------------------------------------	------------

RENTALS PAID FOR LEASE OF OTHER PROPERTY.

Tracks: Greenhurst, Wis., to Rocket Creek, Wis. Bayfield, Superior & Mnpls. R. R.	\$77 00
----------------------------------------------------------------------------------------	---------

Bayfield Harbor & Great Western R. R.

OPERATING EXPENSES.

Maintenance of Way and Structures:		
Repairs of roadway	\$1,652	48
Repairs of bridges and culverts	38	75
Repairs of fences, road-crossings, signs and cattle guards	7	25
Repairs of telegraph	5	18
Other expenses	7	30
Total	\$1,710	96
Maintenance of Equipment:		
Repairs and renewals of locomotives	\$318	53
Repairs and renewals of passenger cars	105	43
Repairs and renewals of freight cars	119	11
Other expenses	8	91
Total	\$551	98
Conducting Transportation:		
Wages of enginemen, firemen and roundhousemen.....	\$2,251	97
Fuel for locomotives	1,574	23
Water supply for locomotives	36	45
All other supplies for locomotives	54	17
Wages of other trainment	730	25
All other train supplies	52	35
Loss and damage	26	45
Injuries to persons	20	00
Barges, floats, tugs, ferry boats, expenses of, including wages, fuel and supplies	7	00
Other expenses	92	33
Total	\$4,845	20
General Expenses:		
Salaries of officers	\$1,300	00
Salaries of clerks	620	00
General office expenses and supplies	291	43
Stationery and printing	16	60
Total	\$2,228	03
Recapitulation of Expenses:		
Maintenance of way and structures	\$1,710	96
Maintenance of equipment	551	98
Conducting transportation	4,845	20
General expenses	2,228	03
Grand total	\$9,336	17
Percentage of operating expenses to earnings	100.	43

Mileage upon which used, 9.86.

COMPARATIVE GENERAL BALANCE SHEET.

June 30, 1901.		June 30, 1902.	Year ending June 30, 1902.
Total.	ASSETS.	Total.	Increase.
\$3,406,164 86	Cost of road	\$3,407,994 09	\$1,829 09
7,571 08	Cost of equipment	7,571 08
1,324,600 00	Stocks owned	1,324,600 00
5,293 55	Cash and current assets	5,322 04	28 49
207,943 54	Profit and loss	289,989 73	82,046 19
\$4,951,573 03	Grand total	\$5,035,476 94	\$83,903 91
	LIABILITIES.		
\$3,000,000 00	Capital stock	\$3,000,000 00
1,500,000 00	Funded debt	1,500,000 00
451,573 03	Current liabilities	535,476 94	\$83,903 91
\$4,951,573 03	Grand total	\$5,035,476 94	\$83,903 91

Bayfield Harbor & Great Western R. R.

PASSENGER AND FREIGHT, AND TRAIN MILEAGE.

Items	Tonnage, number passengers, number trains, mile- age, number cars.	Revenue and rates.
Passenger Traffic:		
Number of passengers carried earning revenue	21,242
Number of passengers carried one mile	74,347
Average distance carried (miles)	3½
Total passenger revenue		\$2,327 43
Average amount received from each passenger.....		10.958
Average receipts per passenger per mile		3.130
Total passenger earnings		2,487 31
Passenger earnings per mile of road		252 26
Passenger earnings per train mile		19.741
Freight Traffic:		
Number of tons carried of freight earning revenue..	32,000
Number of tons carried one mile	123,915
Average distance haul of one ton (miles)	3.872
Average amount received for each ton of freight..		5,245 43
Average receipts per ton per mile		16.392
Estimated cost of carrying one ton one mile		4.233
Total freight earnings		5,245 43
Freight earnings per mile of road		531 99
Freight earnings per train mile		41.630
Passenger and Freight Traffic:		
Passenger and freight revenue		7,582 86
Passenger and freight revenue per mile of road.....		769 05
Passenger and freight earnings		9,295 63
Passenger and freight earnings per mile of road		943 78
Gross earnings from operation		9,295 63
Gross earnings from operation per mile of road.....		943 78
Expenses		9,336 17
Expenses per mile of road		946 87
Income from operation		40 54
Income from operation per mile of road		4 11
Miles run by freight trains	1,080
Miles run by mixed trains	11,520
Total mileage trains earning revenue.....	12,600
Mileage of loaded freight cars—north	427
Mileage of loaded freight cars—south	6,267
Mileage of empty freight cars—north	11,800
Mileage of empty freight cars—south	5,326
Average number of freight cars in train	1.88
Average number of loaded cars in train53
Average number of empty cars in train.....	1.36

Mileage upon which based, 9.86.

Bayfield Harbor & Great Western R. R.

There were no important changes during the year in the physical or financial condition of the company. The company carries the U. S. mail from Bayfield to Red Cliff and return six times per week. It also operates the Bayfield Harbor and Great Western Railroad, any loss or gain therefrom accruing to this company. It has also a trackage arrangement with the Bayfield, Superior and Minneapolis Railway company at a fixed price per car for freight originating at or consigned to points on its line.

EMPLOYEES AND SALARIES.

	Employees and salaries.	Average daily com- pensation.
General officers	1	\$4 17
General officers' clerks	1	1 99
Englishmen	2	2 93
Firemen	2	1 67
Conductors	1	1 98
Machinists	1	2 48
Carpenters	1	2 01
Section foremen	1	1 94
Other trackmen	3	1 74
Switchmen, flagmen and watchmen	1	1 33
All other employees and laborers	1	1 75
Total, including general officers	15	\$2 11
Less general officers	1	4 17
Total, excluding general officers	14	\$1 92
Distribution of above:		
General administration	2	\$3 08
Maintenance of way and structure	5	1 79
Maintenance of equipment	2	2 26
Conducting transportation	6	1 99
Total, including general officers	15	\$2 11
Less general officers	1	4 17
Total, excluding general officers	14	\$1 92

Bayfield Harbor & Great Western R. R.

FREIGHT TRAFFIC MOVEMENT.

Commodity.	Total freight, whole tons.	Tonnage, per cent.
Products of Agriculture:		
Flour	95	.30
Other mill products	373	1.17
Hay	365	1.14
Fruit and vegetables	118	.37
Products of Animals:		
Live stock	30	.09
Dressed meats	83	.26
Other packing-house products	14	.04
Poultry, game and fish	312	.97
Products of Mines:		
Anthracite coal	58	.18
Bituminous coal	47	.15
Products of Forest:		
Lumber	25,633	80.10
Logs	4,381	13.69
Manufactures:		
Petroleum and other oils	22	.07
Sugar	25	.08
Other castings and machinery	79	.25
Cement, brick and lime	28	.09
Agricultural implements	5	.02
Wagons, carriages, tools, etc.	95	.29
Household goods and furniture	14	.04
Merchandise	223	.70
Total tonnage	32,000	100.00

DESCRIPTION OF EQUIPMENT—WISCONSIN.

	Total No. at End of Year.
Locomotives:	
Passenger	1
Freight	1
Total	2
Cars in Passenger Service:	
First-class passenger cars	1
Combination passenger cars	1
Total	2
Cars in Freight Service:	
Flat cars	19
Total	19
Cars in Company's Service:	
Other road cars	3
Total	3
Cars contributed to fast freight line, service	None.
Total owned	24
Grand total	24

Bayfield Harbor & Great Western R. R.

MILEAGE.

Miles of single track	3.86
Tracks, yards and sidings66
Total	4.52
Line operated under contract	6.00
Line operated under trackage rights	6.00
Total	16.52

No new rails or ties were laid during the year. Three hundred ninety-five tons of bituminous coal were consumed, at \$3.98 per ton; 12,600 miles run by locomotives; average pounds consumed, 62.70.

ACCIDENTS.

No employee or passenger was injured, and only one trespasser was injured.

BRIDGES, TRESTLES, ETC.

There are no bridges on the line. One trestle, 625 feet long. There is no telegraph line. Telephone used.

Chicago, Milwaukee & St. Paul Railway Co.

CHICAGO, MILWAUKEE AND ST. PAUL RAILWAY COMPANY.

This company was organized May 5th, 1863, under the laws of Wisconsin.

DIRECTORS.

J. Ogden Armour, Chicago, Ill.	Joseph Milbank, New York.
August Belmont, New York.	Roswell Miller, New York.
Frank S. Bond, New York.	William Rockefeller, New York.
A. J. Earling, Chicago, Ill.	H. H. Rogers, New York.
Peter Geddes, New York.	James H. Smith, New York.
Charles W. Harkners, New York.	Samuel Spencer, New York.
Frederick Layton, Milwaukee, Wis.	

Total number of stockholders at date of last election, 5,299.

The general office and the operating officers are located in Chicago, Ill.

OFFICERS OF THE COMPANY.

Chairman of the Board—Boswell Miller, New York.
President—A. J. Earling, Chicago, Ill.
Vice President—A. C. Bird, Chicago, Ill.
Secretary—P. M. Meyers, Milwaukee, Wis.
Treasurer—F. G. Ranney, Chicago, Ill.
Assistant Treasurer—John McNab, Chicago, Ill.
Chief Engineer—D. J. Whittemore, Chicago, Ill.
General Counsel—Geo. R. Peck, Chicago, Ill.
General Solicitor—Burton Hanson, Chicago, Ill.
Comptroller—H. G. Haugan, Chicago, Ill.
General Auditor—W. N. D. Winne, Chicago, Ill.
General Manager—H. R. Williams, Chicago, Ill.
Assistant General Manager—W. J. Underwood, Chicago, Ill.
Traffic Manager—J. H. Hiland, Chicago, Ill.
General Passenger Agent—F. A. Miller, Chicago, Ill.
General Superintendent—J. N. Barr, Chicago, Ill.
Superintendent Telegraph—W. J. Fry, Milwaukee, Wis.
General Baggage Agent—W. D. Carrick, Milwaukee, Wis.
Land Commissioner—H. G. Haugan, Milwaukee, Wis.

Division Superintendents, Wisconsin—

G. H. Atkins, Babcock, Wis.
D. C. Cheeney, Milwaukee, Wis.
P. C. Eldridge, Milwaukee, Wis.
E. X. Hastings, Green Bay, Wis.
Wilbert Erwin, La Crosse, Wis.
B. F. Van Vleet, Milwaukee, Wis.

Train Masters, Wisconsin—

Otto Brendler, Green Bay, Wis.
W. S. Cooper, Milwaukee, Wis.
P. C. Hart, Babcock, Wis.
J. M. Oxley, La Crosse, Wis.

Chicago, Milwaukee & St. Paul Railway Co.

Mechanical—

- A. E. Manchester, Superintendent Motive Power, Milwaukee, Wis.
- A. E. Mitchell, Assistant Superintendent Motive Power, Milwaukee, Wis.
- W. E. Kittredge, Superintendent Car Department, West Milwaukee, Wis.
- N. S. Kimball, District M. M., Green Bay, Wis.
- J. C. Miller, District M. M., West Milwaukee, Wis.
- N. M. Maine, Foreman Locomotive Department, West Milwaukee, Wis.
- M. Parkington, Foreman Car Department, West Milwaukee, Wis.
- J. J. Hennessey, Master Car Builder, West Milwaukee, Wis.
- L. B. Jensen, Master Carpenter, West Milwaukee, Wis.
- A. T. Schroeder, Assistant Master Car Painter, West Milwaukee, Wis.
- M. Toohey, Master Locomotive Painter, West Milwaukee, Wis.

Division Engineers—

- C. Lapham, Milwaukee, Wis.
- W. H. Elliott, Signal Engineer, Milwaukee, Wis.
- H. E. Simpson, B. & B. Department, Tomah, Wis.

Carpenters—

- W. H. Bennett, Chief Carpenter, Milwaukee, Wis.
- A. D. Campbell, District Carpenter, Milwaukee, Wis.
- A. Yappen District Carpenter, Milwaukee, Wis.
- O. Monahan, Chief Carpenter, Milwaukee, Wis.

Road Masters, Wisconsin—

- A. M. Anderson, Janesville, Wis.
- E. O. Buffmire, Green Bay, Wis.
- F. H. Buffmire, Watertown, Wis.
- E. Callahan, Wausau, Wis.
- B. C. Dougherty, Beloit, Wis.
- Wm. Hickey, Mazomanie, Wis.

- A. M. Jackson, Milwaukee, Wis.
- J. F. Jurcho, Milwaukee, Wis.
- P. Madden, New Lisbon, Wis.
- J. Murphy, Waukesha, Wis.
- P. Nugent, Green Bay, Wis.
- A. A. O'Rourke, Wausau, Wis.
- R. Whitty, Horicon, Wis.

The Chicago, Milwaukee and St. Paul Railway Company owned on June 30, 1902, 6,603.85 miles of railway in eight states. The mileage in Wisconsin at that date was 1,700.12 miles; Illinois, 347.27; Iowa, 1,794.91; Minnesota, 1,120.08; North Dakota, 118.21; South Dakota, 1,224.05; Missouri, 140.27, and Michigan, 158.94.

CAPITAL STOCK.

The capital stock of the company amounts to \$104,866,300, of which \$46,682,400 is preferred stock and \$58,183,800 is common stock. On the preferred stock there was paid 3½% dividends from the net earnings of the fiscal year ending June 30, 1901, and 3½% from the net earnings of the fiscal year ending June 30, 1902. The par value of the shares is \$100.00

Chicago, Milwaukee & St. Paul Railway Co.

each. The total dividends paid during the year was \$6,584,619.00. The amount of capital stock per mile of road is \$15,879.57.

MANNER OF PAYMENT FOR CAPITAL STOCK.

Issued for cash during the year common 23,621 shares, upon which \$5,057,288.52 was realized. Total number of shares of common stock issued 281,193.26, and total cash realized \$27,915,909.57. Of the preferred stock none was issued during the year; total issued, \$51,989.17, and total cash realized, \$5,212,248.80.

Issued in exchange for bonds, total, 11,220 shares of common stock. There was issued during the year for the same purposes 20,240 shares of preferred stock, and the total issue of preferred stock amounts to 308,510 shares. There has been issued for dividends common stock 82,613.65 shares in lieu of net earnings which had been expended for construction, and was charged to income account. There has been issued for purchase of stock of other companies and other lines of road, common stock 206,812.09 shares, and preferred stock, 106,324.83 shares, making in all outstanding 1,048,633 shares of common and preferred stock. Of the \$5,057,288.52 cash realized above, \$2,206,650.00 is balance due on account of 86,732 shares common stock sold during previous year. Wisconsin's proportion of the capital stock of this company is \$26,992,585.62.

FUNDED DEBT (WHOLE LINE).

The funded debt of the company at the close of the last fiscal year was \$126,941,500.00. It has been increased during the year by the issue of \$193,000.00 of general mortgage bonds, and it has been decreased \$2,338,000.00 by underlying bonds retired and cancelled.

The funded debt at the close of the fiscal year ending June 30, 1902, was \$124,796,500.00, a decrease of \$2,145,000.00 during the year.

Chicago, Milwaukee & St. Paul Railway Co.

The amount of funded debt per mile of road is \$18,897.54, on which the interest charge per mile of road is \$964.73.

The total capitalization of the company per mile of road is \$34,777.11. The total interest due and paid on funded debt for the year was \$6,252,229.72. Wisconsin proportion of the funded debt on the road mileage basis is \$32,122,619.10. Interest for the year, \$1,609,323.93.

RECAPITULATION—WISCONSIN.

Capital stock	\$26,992,588 62
Bonds	32,122,619 10
Total capitalization, Wisconsin	\$59,115,204 72

CURRENT ASSETS AND LIABILITIES.

Cash and current assets available for the payment of current liabilities:

Cash on deposit and on hand	\$15,550,561 26
Due from agents and conductors	633,136 06
Due from solvent companies and individuals.....	231,118 68
Due from United States government	362,191 55
	\$16,827,007 55
Current liabilities accrued:	
Audited vouchers and accounts	\$1,485,464 16
Wages and salaries	1,908,492 10
Net traffic, balances due to other companies	30,120 93
Dividends not called for	33,142 50
Matured interest coupons unpaid	2,874,745 00
Balance cash assets	10,495,042 86
Total	\$16,827,007 55
Material and supplies on hand not included in assets above.....	\$3,996,818 06

TREASURY BONDS.

(From Report of Board of Directors.)

At the close of the last fiscal year the amount of the company's bonds in its treasury and due from trustees was \$4,883,000.

This has been increased during this fiscal year \$193,000, as follows: \$314,000 general mortgage bonds received for underlying bonds paid and cancelled, less \$121,000 general mortgage bonds entered as due from trustees June 30th, 1899, account construction of lines, Fonda to Spencer, Iowa, and Rockwell City to Storm Lake, Iowa—it having been decided that the cost of these lines would be paid from proceeds of sale of

Chicago, Milwaukee & St. Paul Railway Co.

common stock; \$65,000 of general mortgage 4% bonds have been sold during the year to the insurance department.

Bonds in the treasury or due from trustees, June 30th, 1902, amount to \$5,011,000, as shown on page 22 of this report.

Of this amount \$159,000 are general mortgage 4% bonds; \$3,763,000 are general mortgage 3½% bonds, and \$1,089,000 are Milwaukee & Northern R. R. Co. Consolidated mortgage 6% bonds.

These treasury bonds represent actual expenditures for extensions, improvements, additional property and underlying bonds paid and canceled.

INSURANCE DEPARTMENT.

(From Report of Board of Directors.)

Cash on hand, June 30th, 1901	\$58,416 57
Receipts during the year:	
Premiums	126,692 80
Income from investment of guaranty fund	39,881 11
	\$224,990 48
Payments during the year:	
For losses	\$26,984 59
For expenses	4,075 86
For \$65,000 of C., M. & St. P. R. R. Co. 4% bonds	71,500 00
For \$50,000 of Northern Pacific Ry. Co. 4% bonds	52,625 00
For \$50,000 of Atchison, Topeka & Santa Fe Ry. Co. general mortgage 4% 100-year bonds	52,125 00
	\$207,310 45
Cash on hand, June 30, 1902	\$17,680 03

The guaranty fund, June 30th, 1901, was \$868,606.25. It is now \$1,044,856.65,—an increase of \$176,230.00,—and is invested as follows:

Chicago, Milwaukee & St. Paul Ry. Co. bonds:	
General mortgage 4%	\$600,000 00
Southern Minnesota Division 6%	7,000 00
La Crosse & Davenport Division 5%	4,000 00
Chicago & Pacific Western Division 5%	6,000 00
	\$617,000 00
Chicago, Milwaukee & St. Paul Ry. Co. preferred stock	10,000 00
Kansas City Belt Ry. Co. 6% bonds	110,000 00
Dakota and Great Southern Ry. 5% bonds	6,000 00
Chicago, Burlington & Quincy R. R. Co. 4% bonds	50,000 00
Baltimore & Ohio R. R. Co. 3½% bonds	50,000 00
Northern Pacific Ry. Co. 4% bonds	100,000 00
Milwaukee & Northern R. R. Co. 6% bonds	38,000 00
Fargo & Southern Ry. Co. 6% bonds	2,000 00
Atchison, Topeka & Santa Fe Ry. Co. 4% bonds	50,000 00
Par value of bonds and stocks	\$1,033,000 00
Amount of annual interest and dividends	44,670 00

Chicago, Milwaukee & St. Paul Railway Co.

EARNINGS.

(From Report of Board of Directors.)

The operations for the year show the following results:

Gross earnings	\$45,613,124 84
Operating expenses, including taxes	30,196,895 04
Net earnings	\$15,416,229 80
Income from other sources	434,314 63
Total	\$15,850,544 48
Fixed charges—interest on bonds	6,210,086 11
Balance above all charges	\$9,640,458 37

The results from operation of your company's lines during the year ending June 30th, 1902, compared with the previous year, show an increase of \$3,244,112.19 in gross earnings, an increase of \$2,219,391.72 in operating expenses, and an increase of \$1,024,720.47 in net earnings.

The earnings from freight traffic were \$33,812.26,—73.48% of total earnings,—an increase of \$2,158,819.77, or 6.88%.

The number of tons of freight carried was 19,885,573,—an increase of 1,874,890 tons, or 10.41%.

The increase in number of tons of freight carried was in the following commodities: flour, 82,502 tons; other mill products, 92,262 tons; wheat, 40,184 tons; rye, 14,844 tons; other agricultural products, 36,353 tons; live stock, 17,895 tons; bituminous coal, 324,012 tons; coke, 16,169 tons; iron and other ores, 473,019 tons; stone, sand, etc., 110,705; lumber, lath and shingles, 133,636 tons; sash, doors and blinds, 12,832 tons; other forest products, 109,305 tons; petroleum and other oils, 31,765 tons; iron and steel, 229,228 tons; castings and machinery, 37,498 tons; agricultural implements, 53,121 tons; lime, cement and plaster, 48,787 tons; brick, 62,967 tons; wines, liquors and beers, 212,412 tons; household goods and furniture, 23,582 tons; paper, 14,212 tons; other manufactures, 89,542 tons, and commodities not specified, 156,670 tons.

The following commodities show a decrease from the previous year: barley, 2,396 tons; oats, 85,013 tons; corn, 192,197

Chicago, Milwaukee & St. Paul Railway Co.

tons; flax seed, 32,199 tons; hay, 7,381 tons; fruit and vegetables, 34,691 tons; dressed meats, 65,577 tons; other packing house products, 36,562 tons; other animal products, 3,190 tons; anthracite coal, 84,085 tons; salt, 5,163 tons; and wagons, carriages and tools, 158 tons.

The number of tons of all agricultural products carried during the year was 4,931,242 tons—a decrease compared with the previous year of 87,732 tons, or 1.75%. Agricultural products comprised 24.80% of the total tonnage carried, as compared with 27.87% of the total tonnage of last year.

The number of tons of commodities other than agricultural products carried during the year was 14,954,331 tons,—an increase compared with the previous year of 1,962,622 tons, or 15.11%, the per cent of the total being 75.20% against 72.13% last year.

The number of tons of revenue freight carried one mile was 3,990,048,676,—an increase of 350,070,757, or 9.62%. The revenue per ton per mile was .8400 cents,—a decrease of .0215 cents, or 2.50%. The average miles each ton of revenue freight was carried was 200.65 miles,—a decrease of 1.45 miles, or .72%.

The number of tons of revenue freight carried per loaded car was 13.340, against 12,937 last year,—an increase of 3.12%.

The number of tons of revenue freight per freight train mile was 254.25, against 236.55 last year,—an increase of 7.48%. The revenue from freight per freight train mile was \$2,136, as against \$2,038 last year,—an increase of 4.81%.

The average rate per ton per mile received for freights, for a series of years past, has been as follows, viz.:

1873..... 2.50 cts.	1883..... 1.39 cts.	1893..... 1.026 cts.
1874..... 2.38 cts.	1884..... 1.29 cts.	1894..... 1.037 cts.
1875..... 2.10 cts.	1885..... 1.28 cts.	1895..... 1.075 cts.
1876..... 2.04 cts.	1886..... 1.17 cts.	1896..... 1.003 cts.
1877..... 2.08 cts.	1887..... 1.09 cts.	1897..... 1.008 cts.
1878..... 1.80 cts.	1888..... 1.006 cts.	1898..... 0.972 cts.
1879..... 1.72 cts.	1889..... 1.059 cts.	1899..... 0.937 cts.
1880..... 1.76 cts.	1890..... 0.995 cts.	1900..... 0.930 cts.
1881..... 1.70 cts.	1891..... 1.003 cts.	1901..... 0.861 cts.
1882..... 1.48 cts.	1892..... 1.026 cts.	1902..... 0.840 cts.

Chicago, Milwaukee & St. Paul Railway Co.

The earnings from passenger traffic during the year were \$8,918,966.30, 19.55% of total earnings, an increase of \$979,750.54 over the previous year, or 12.34%. The number of passengers carried was 9,158,957, an increase of 839,730, or 10.09%. The number of passengers carried one mile was 384,944,875, an increase of 43,301,283, or 12.67%; the revenue per passenger per mile was 2.317 cents, a decrease of .007 cent, or .03%; the average miles each passenger was carried was 42.03 miles, an increase of .96 miles, or 2.34%.

EXPENDITURES.

(From Report of Board of Directors.)

The expenses of maintenance of way and structures were \$7,219,136.22; maintenance of equipment, \$3,363,595.35; conducting transportation, \$14,881,635.19; general expenses, including taxes, \$2,257,528.28; and renewal and improvement account, \$2,475,000.00.

There was an increase in expenditures for maintenance of way and structures of \$713,272.15; for maintenance of equipment of \$338,870.17; for conducting transportation, of \$949,570.76; for general expenses, including taxes, \$38,943.20; and for renewal and improvement account, of \$1,290,000.00.

In the expenditures pertaining to maintenance of way and structures, there was an increase in the following items: Roadway, \$390,119.23; rails, \$75,755.42; fences, road crossings, etc., \$90,358.47; and buildings and fixtures, \$299,765.67. There was a decrease in the expenditures for ties, \$22,042.92; bridges and culverts, \$119,113.22, and other items, \$1,570.50.

The expenditures for roadway include the amount of \$378,887.56 for 74.37 miles of new passing, side and spur tracks and \$110,150.65 for ballasting on lines not previously ballasted.

The expenditures for rails include 41,879 tons of new steel rails, costing \$1,113,078.51. During the previous year

Chicago, Milwaukee & St. Paul Railway Co.

27,747 tons of new steel rails were laid, costing \$759,848.56. The weight of steel rails used in renewals is 75 pounds and 85 pounds per yard.

The expenditures for ties include 1,854,647 new ties, costing \$769,826.51. During the previous year 1,819,863 new ties, costing \$787,406.37, were placed in track.

The expenditures for bridges and culverts include the total cost of 70 steel bridges, aggregating 7,368 feet in length, replacing 4,651 feet of wooden bridges, 2,551 feet of iron bridges and 166 feet of embankment; the filling of about 2.22 miles of pile bridges with earth, 125 bridges having been completely filled, and 83 reduced in length by filling; and the replacing of 540 wooden culverts with iron. The cost of these, above the cost of renewal in the original form, was \$230,906.24.

The expenditures for buildings and fixtures include the sum of \$38,281.02 for the completion of new structures which were under construction at the close of the previous fiscal year.

The expenditures for maintenance of equipment include the amount of \$206,754.99 charged to operating expenses, to replace the loss of equipment during the year, as against \$355,699.79 charged during the previous year.

In the expenditures pertaining to conducting transportation there was an increase as follows: Engine and roundhouse men, \$134,869.52; fuel and other supplies for locomotives, \$219,547.60; train service and supplies, \$103,020.99; station service and supplies, \$168,627.68; station service and supplies, \$168,627.68; switchmen, flagmen, and watchmen, \$58,359.67; switching charges, \$76,295.78; rents of tracks and terminals, \$95,942.22; outside agencies, \$36,514.27; and in all other expenses under this head, \$56,393.03.

The average cost of repairs and renewals of locomotives during the year was \$1,037.11; of passenger cars, \$562.40, and of freight cars, \$33.10.

The amount paid the United States government for internal revenue tax during the year was \$48,583.45.

Chicago, Milwaukee & St. Paul Railway Co.

The payments of the company for labor directly employed in its service during the year were \$17,267,654.62, as compared with \$15,916,128.73 last year; and for material and supplies, \$12,158,166.40, as compared with \$9,801,115.49 last year.

The principal items of improvements and additions to property which have been charged to operating expenses during the year are as follows:

Renewal and improvement fund, \$2,475,000.00; new passing, side and spur tracks, \$378,887.56; ballasting lines not heretofore ballasted, \$110,150.65; strengthening bridges, \$41,304.18; replacing wooden and iron bridges with steel bridges, filing pile bridges and openings and replacing wooden culverts with iron, excess of cost over renewal in original form, \$230,906.24; new fences, \$15,072.55; new freight and passenger stations and other station buildings, excess of cost over cost of former structures, \$337,810.98; additional machinery, \$40,380.52; sundry other improvements, \$76,288.26; a total of \$3,705,800.94. The amount thus charged to Operating Expenses, if deducted therefrom, would reduce the percentage of Operating Expenses to Gross Earnings to 55.12 per cent., exclusive of taxes, which are 2.96 per cent. of Gross Earnings.

IMPROVEMENTS.

(From report of Board of Directors.)

The reduction of grades on the Chicago & Council Bluffs Division, in Iowa, between Marion and Preston, and Coon Rapids and Perry, is completed; and the reduction of grades on the River Division, and on the Iowa & Minnesota Division, between Austin and Rosemount, Minnesota, is under way. The cost of these grade reductions is charged to Renewal and Improvement Fund.

The work of elevating the tracks of the Chicago & Council Bluffs Division, in Illinois, between Pacific Junction and

Chicago, Milwaukee & St. Paul Railway Co.

Cragin, Chicago, will be completed this fall. The cost of this work is charged to Renewal and Improvement Fund.

The widening of the guage of the line from Reno to Preston, Minnesota, has been completed, at a cost of \$168,186.09, which was charged to Renewal and Improvement Fund.

The widening of the guage of the line from Wabasha to Zumbrota, Minnesota, a distance of 60 miles, is under way.

The construction of the line wrom a point three and four-tenths miles west of Preston to Green Island, Iowa, has been completed, at a cost of \$289,365.83; a second main track has been completed from Sabula Junction to Green Island, Iowa, at a cost of \$218,879.30, and from a point three and four-tenths miles west of Preston to Browns, Iowa, a distance of two and four-one hundredths miles, at a cost of \$25,241.35.

The Board has authorized the construction of a line from Farmington to Mankato, Minnesota, 56 miles; from Zumbrota to Faribault, Minnesota, 35 miles; and from Eureka to Linton, North Dakota, 49 miles. These lines will be completed this fall.

The board has authorized the construction of a second main track on the La Crosse Division, from Brookfield to La Crosse, Wisconsin, a distance of 182 miles, at an estimated cost of \$2,548,000. One-half of this work will be done this year and the balance next year.

An enlargement of the Ore Docks at Escanaba, Michigan, has been made, so as to double their capacity. The cost of the work, \$220,698.75, was charged to Renewal and Improvement Fund.

The construction of the Kansas City Cut-off will be completed this fall.

ROLLING STOCK.

(From Report of Board of Directors.)

At the close of the fiscal year ending June 30th, 1901, the Rolling Stock Replacement Fund amounted to \$62,850.00.

During the year just closed there has been added to the fund and charged to Operating Expenses, the sum of \$206,754.99

Chicago, Milwaukee & St. Paul Railway Co.

for the cost of the replacement of three hundred and fifty-nine cars destroyed in service during the year.

There was expended of this fund, for the replacement of two hundred and fifty-nine cars, \$156,254.99, as follows:

1 passenger and baggage car	2,614 75
1 sleeping car	\$19,341 20
1 express car	2,937 56
212 box cars	106,646 60
18 stock cars	9,286 96
26 ore cars	15,227 92

The unexpended balance of the Replacement Fund, June 30th, 1902, amounted to \$113,350.00, which is sufficient to replace the shortage of two hundred and thirty-seven cars, as shown by statement on page 36.

During the year, twenty-seven box cars of small capacity were sold eleven hundred and forty-five cars and two steam shovels were taken down because of their small size and worn-out condition. These had been replaced in advance, and the cost charged to Operating Expenses in previous years under the head of Additional Equipment.

The average number of freight cars in service June 30th, 1902, per mile of road, was 5.91.

There was in freight service June 30th, 1891, 24,814 cars with a carrying capacity of 466,671 tons, while on June 30th, 1902, there were 39,036 cars with a carrying capacity of 987,289 tons.

CAPITAL EXPENDITURES.

(From Report of Board of Directors.)

New locomotives and cars	\$2,581,840 67
Construction of new lines	2,606,242 90
Construction of second main track	507,321 07
Real estate	463,875 01
Improvement, Davenport, Rock Island & Northwestern Ry.	63,306 30
Purchase of Kansas City Belt Ry. Co. stock	70,000 00
Purchase of Chicago & Pacific R. R. Co. stock	40 00
	\$6,292,619 95
Sundry credits	1,798,717 28
Total as shown by detailed statement on page 33 of this report	\$4,493,902 67

Chicago, Milwaukee & St. Paul Railway Co.

RENEWAL AND IMPROVEMENT FUND.

(From Report of Board of Directors.)

Amount credited to renewal and improvement:		
Fund, to June 30th, 1902		\$8,810,000 00
Interest received on balances		306,014 09
Total		\$9,116,014 09
Expenditures:		
For elevation of tracks in Chicago:		
Chicago & Milwaukee Division	\$531,300 87	
Chicago & Council Bluffs Division	295,089 74	\$826,390 61
For third and fourth main tracks:		
Chicago & Milwaukee Division		145,224 45
For reducing grade and improving line:		
La Crosse Division	\$1,113,176 33	
Chicago & Council Bluffs Division in Iowa	777,075 85	
River Division	220,584 91	
Iowa & Minnesota Division	33,795 16	2,144,632 25
For Escanaba docks and terminal facilities		618,553 84
For change of line, Redfield, South Dakota		24,729 48
For change of gauge, Preston Branch		168,186 09
For change of gauge, Wabasha Division		31,832 35
For Menominee Valley connecting track		17,778 28
For replacement of the bridge over the Mississippi River between St. Paul and Minneapolis with a double-track structure		339,773 43
For replacement of the bridge over the Mississippi River at La Crosse, Wisconsin		118,684 24
Total expenditure		\$4,435,785 02
Unexpended balance June 30th, 1902		\$4,680,229 07

INCOME ACCOUNT—WISCONSIN.

Gross earnings from operation actual		\$13,936,618 59
Less operating expenses (excluding taxes)		8,535,351 91
Income from operation (revenue train mileage basis)		\$5,401,266 68
Interest on bonds owned (road mileage basis)		3,653 79
Dividends on stocks owned (road mileage basis)		8,944 65
Miscellaneous income		99,194 16
Total income		\$5,513,059 28
Deductions from income:		
Interest on funded debt accrued	\$1,598,476 16	
Taxes (actual)	529,866 66	
Internal revenue (actual)	14,400 13	
		2,142,742 95
Net income		\$3,370,316 33
Dividends 6 per cent. common stock	\$880,352 02	
Dividends 7 per cent. preferred stock	814,528 92	
Total (road mileage basis)		1,694,880 94
Surplus from operation of year ending June 30, 1902		\$1,675,435 39

Chicago, Milwaukee & St. Paul Railway Co.

EARNINGS FROM OPERATION—WISCONSIN.

Passenger:		
Passenger revenue	\$2,805,389 08	
Mail	525,247 32	
Express	244,547 76	
Extra baggage and storage	51,895 98	
Sleeping and parlor cars	116,810 48	
News	5,360 93	
Milk	45,946 55	
	<hr/>	\$3,795,198 15
Freight:		
Total freight revenue	\$10,033,804 56	
Stock yards	37,612 92	
Elevators	14,861 26	
	<hr/>	Total freight earnings \$10,086,278 74
Total passenger and freight earnings.....		\$13,881,476 89
Telegraph companies		9,066 87
Rents not otherwise provided for		46,074 83
	<hr/>	Gross earnings from operation, Wisconsin..... \$13,936,618 59

BONDS OWNED.

Name.	Par value.	Rate.	Income received.	Valuation.
Minneapolis E. Ry. Co.	\$7,500 00	7	\$12,775 00	\$60,000 00
C. M. & St. P. Ry. Co., Gen'l Mgr.	159,000 00	4		159,000 00
C. M. & St. P. Ry. Co., Gen'l Mgr.	3,763,000 00	3½		3,763,000 00
Mil. & Nor. R. R. Co. Consols.	1,089,000 00	6		1,089,000 00
City of Ottumwa, Ia.	6,000 00	4	300 00	6,000 00
Town of Ortonville, Minn.	8,500 00	6	510 00	2,500 00
Town of Graceville, Minn.	5,000 00	6	300 00	2,500 00
Town of Iarab, Minn.	1,000 00	6	60 00	250 00
Fox River Electric & P. Co.	5,000 00	5	250 00	5,000 00
Total	\$5,111,500 00		\$14,195 00	\$5,087,500 00

On the road mileage basis Wisconsin proportion of the above bonds would be total par value \$1,315,700.10. Income received, \$3,653.79. Total valuation, \$1,309,522.50.

STOCKS OWNED.

Name.	Par value.	Income.	Valuation.
Kansas City Belt Ry. Co.	\$100,000 00		\$100,000 00
Minnesota Transfer Ry. Co.	7,000 00		7,000 00
Minneapolis E. Ry. Co.	15,000 00		15,000 00
Chicago Union Tr. Ry. Co.	80,000 00		40,000 00
Des Moines Union Ry. Co.	100,000 00		1,000 00
Other stocks	2,350,000 00		1,813,200 30
Braceville Coal Co.	100,000 00		100,000 00
St. Paul U. Depot Co.	43,750 00	1,750 00	43,750 00
Merrill Boon Co.	38,800 00		28,822 00
Milwaukee Land Co.		33,000 00	
Total	\$2,834,550 00	\$34,750 00	\$2,145,872 30

Chicago, Milwaukee & St. Paul Railway Co.

On the road mileage basis Wisconsin's proportion of the above stocks owned would be total par value, \$729,613.17. Income, \$8,944.75. Total valuation of stock, \$552,347.53.

RENTS RECEIVED FROM LEASE OF TRACKS, YARDS AND TERMINALS.

Situation of property. Company using property.	Total.
Tracks:	
Stillwater, Minn.—C., St. P., M. & O. Ry.	\$101 77
Council Bluffs, Ia.—Omaha & St. Louis Ry.	350 00
Clinton, Ia.—C., B. & Q. Ry.	420 00
Cedar Rapids, Ia.—Illinois Central Ry.	2,416 69
Council Bluffs, Ia.—K. C., St. J. & Co. B. Ry.	169 36
Granville, Wis.—C. & N. W. Ry.	1,006 00
Lyle, Minn.—Illinois Central Ry.	110 00
Mosinee, Wis.—Jas. Dessert Lbr. Co.	300 00
Davenport, Ia.—Davenport, C. & E. Ry.	1,630 00
Kansas City, Mo.—S. L. & S. P. Ry.	1,166 62
Kansas City, Mo.—St. J. & Grand Island Ry.	12,000 00
Kansas City, Mo.—K. C. & Nor. Conn. line.	12,031 20
Menomone, Mich.—C. & N. W. Ry.	50 37
Ottumwa, Ia.—Wabash Ry.	2,267 76
Channing, Mich.—Escanaba & L. S. Ry.	120 00
Sioux City, Ia.—Illinois Central Ry.	30 00
Port Edwards, Wis.—Marshfield & S. E. Ry.	25 02
Oneida Jct., Ia.—Manchester & Oneida Ry.	57 00
Clinton to Savanna—D. R. T. & N. W. Ry.	3,021 00
Tracks and Terminals:	
Mass City, Mich.—Copper Range Ry.	180 00
Minneapolis, Minn.—M., St. P., S. Ste M.	9,999 96
Minneapolis, Minn.—Northern Pacific Ry.	14,361 57
Minneapolis, Minn.—St. Paul & Duluth Ry.	12,000 00
Eau Claire, Wis.—Wisconsin Central Ry.	1,394 77
Rugby Jct. to Milwaukee—Wisconsin Central Ry.	72,810 12
Wauzeka, Wis.—Wisconsin Western Ry.	259 92
Rosemount, Wis.—B. C. & N. Ry.	1,184 36
Council Bluffs, Ia.—Wabash Ry.	250 00
Sioux City, Ia.—Wilmar & Sioux Falls	2,811 60
Menomone, Mich.—Wisconsin & Michigan Ry.	4,999 92
Clinton & Davenport—U. S. Express Co.	1,042 78
Total	\$158,562 19

On the road mileage basis, Wisconsin mileage would earn \$46,102.62 of the rentals received.

MISCELLANEOUS INCOME.

Land department net income	\$9,305 82
Interest and exchange	376,063 86
Total	\$385,369 68

On the road mileage basis the share of the above to be assigned to Wisconsin would be \$99,194.16.

Chicago, Milwaukee & St. Paul Railway Co.

OPERATING EXPENSES—WISCONSIN.

On the revenue train mileage basis, the operating expenses for the year in Wisconsin were as follows:

Maintenance of way and structures, and renewal and improvement account	\$2,873,341 98
Maintenance of equipment	996,969 66
Conducting transportation	4,410,916 67
General expenses	254,123 60
Grand total	\$8,535,351 91

Percentage of operating expenses to earnings, 61.24; whole line, 63.13 per cent., excluding taxes.

RENTS PAID FOR LEASE OF TRACKS, YARDS, AND TERMINALS.

Tracks:	Owned by.	Totals.
At Milwaukee, Wis.—C. & N. W. Ry.		\$450 00
At Cedar Rapids, Ia.—C. & N. W. Ry.		59 48
At Winona, Minn.—C. & N. W. Ry.		47 34
At Menomonee, Mich.—C. & N. W. Ry.		12 60
At East Moline & Rock Island—C., R. I. 7 P.		8,750 00
At Council Bluffs, Ia.—C., R. I. 7 P.		95 00
At Dubuque, Ia.—Illinois Central Ry.		3,372 00
At Chicago, Ill.—C. Ter. Transfer Ry.		15,717 15
At Council Bluffs, Ia.—K. C., St. J. & C. B. Ry.		420 00
At Kansas City, Mo.—K. C., F. S. & M. Ry.		960 00
At Franklin Park, Ill.—Wisconsin Central Ry.		6,570 00
At Chicago, Ill.—Chicago Junction Ry.		62,906 95
At Oshkosh, Wis.—Wisconsin Central Ry.		999 96
At Chicago, Ill.—C. & Alton Ry.		1 00
At Chicago, Ill.—C., B. & Q. Ry.		72 00
At St. Paul, Minn.—C., B. & Q. Ry.		39 50
At Chicago, Ill.—Chicago & W. Ind. Ry.		90 00
At Chicago, Ill.—Illinois Central Ry.		37 75
At Rock Island, Ill.—C., B. & Q. Ry.		111 55
At Ottumwa, Ia.—C., B. & Q. Ry.		3 70
At Ottumwa, Ia.—Wabash Ry.		28 50
Tracks and Terminals:		
Davis Junction to Rockford—C., B. & Q. Ry.		9,850 09
Coburg to Kansas City—Kansas City Belt Ry.		50,410 47
Council Bluffs to So. Omaha—Union Pacific Ry.		100,247 58
Minnesota Transfer—Union Transfer Ry.		7,992 47
St. Paul, Minn.—St. Paul Union Depot Co.		6,488 14
Chicago, Ill.—Pennsylvania Co.		98,865 78
Stillwater, Minn.—Stillwater W. D. Trf. Co.		1,080 00
Des Moines, Ia.—Des Moines U. Ry.		21,995 41
Clinton to Davenport—D., R. I. & N. W. Ry.		40,502 50
Channing to Escanaba—Escanaba & L. S. Ry.		48,193 60
Total		\$486,404 52

On the revenue train mileage basis the Wisconsin proportion of rentals paid amounts to \$143,274.88.

Chicago, Milwaukee & St. Paul Railway Co.

COMPARATIVE GENERAL BALANCE SHEET.

June 31, 1901.	ASSETS.	June 30, 1902.	Year ending June 30, 1902.	
		Total.	Increase.	Decrease.
\$224,288,832 69	[Cost of road]	\$228,731,116 31	\$4,442,283 62
	[Cost of equipment]			
2,095,853 25	Stocks owned	2,145,872 30	50,019 05
4,962,350 00	Bonds owned	5,087,250 00	124,900 00
17,190,649 95	Cash and current assets ..	16,827,007 55		\$363,642 40
	Other Assets:			
3,217,291 29	Materials and supplies..	3,996,818 06	779,526 77
633,184 51	Sinking fund trustees....	763,646 37	130,461 86
3,412,483 06	Due from trustees	4,703,138 15	1,290,655 09
10,000 00	Insurance department ..	10,000 00	
\$255,810,644 75	Grand total	\$262,264,848 74	\$6,454,203 99

June 30, 1901.	LIABILITIES.	June 30, 1902.	Year ending June 30, 1902.	
		Total.	Increase.	Decrease.
\$100,480,200 00	Capital stock	\$104,866,300 00	\$4,386,100 00
126,941,500 00	Funded debt	124,796,500 00		\$2,145,000 00
6,621,717 02	Current liabilities	6,331,964 69		289,752 33
30,790 00	Accrued interest on fund- ed debt not yet payable, exclusive of coupons due July 1st, 1901-1902	30,790 00		
635,284 51	Sinking funds	763,646 37	128,361 86
62,850 00	Rolling stock replacement fund	113,350 00	50,500 00
3,412,073 98	Revenue and improvement account	4,680,229 07	1,268,155 09
17,626,229 24	Profit and loss	20,682,068 61	3,055,839 37
\$255,810,644 75	Grand total	\$262,264,848 74	\$6,454,203 99

IMPORTANT CHANGES DURING THE YEAR.

Miles of road June 30, 1901	6,596.32
Constructed:	
West of Preston to Green Island, Ia.	11.90
	6,608.22
Decrease:	
Near Coon Rapids, Ia., relocation01
Near Red Wing, Minn., relocation01
Menomonie to Cedar Falls, Wis., line taken up.....	4.35
	4.37
Miles of road June 30, 1902	6,603.85

The line from Reno to Preston, Minn., 57.77 miles, was changed from 3 ft. guage to 4 ft. 8½ guage.

Increase in capital stock:	
20,240 shares preferred issued in exchange for bonds.....	\$2,024,000 00
23,621 shares of common sold	2,362,100 00
Total increase	\$4,386,100 00

Chicago, Milwaukee & St. Paul Railway Co.

DECREASE IN FUNDED DEBT.

Received in exchange for preferred stock and cancelled.....	\$2,024,000 00
Redeemed and cancelled during the year	314,000 00
	<hr/>
	\$2,338,000 00

INCREASE IN FUNDED DEBT.

In exchange for other bonds	314,000 00
Less bonds entered in June, 1899, withdrawn.....	121,000 00
	<hr/>
Net decrease	\$193,000 00
	\$2,145,000 00

CONTRACTS, AGREEMENTS, ETC.—WISCONSIN.

The United States Express company occupies the lines of this company, doing a general express business. Rates are various and are governed by the business done and the facilities furnished.

Compensation for mail service is not permanently fixed. Service is ordered subject to the rules and regulations of the postoffice department, and the amount paid is based upon the weight of the mail transported over each route.

Sleeping, parlor and dining cars are owned and operated by the Chicago, Milwaukee & St. Paul Ry. Co. Sleeping car rates, \$1.50 to \$2.50, according to distance; parlor car rates, 25 cents to \$1.00, according to distance; dining car rates, \$1.00 per meal a la carte.

The cars of all transportation companies are allowed to run over the lines of this company, paying regular rates and receiving mileage.

SECURITY FOR FUNDED DEBT.

There are some twenty-five different bond issues, each covering specific divisions of the road as a lien.

The terminals in Chicago and Milwaukee are covered by terminal bonds.

All the equipment and rolling stock is covered by, and included in the several mortgages of the company, and it is used on the whole line as an entirety without division.

Chicago, Milwaukee & St. Paul Railway Co.

There has been a general mortgage authorized issue of \$150,000,000.00, covering all property of the company, to be used for refunding the debt, and for extension and improvements of the road. There is but \$34,263,000.00 of these bonds outstanding.

EMPLOYES AND SALARIES—WISCONSIN.

Class.	Number.	Total number of days worked.	Total yearly compensation.	Average daily compensation.
General officers	8	3,168	\$72,469 69	\$23 10
Other officers	16	5,734	58,265 75	10 16
General office clerks	103	32,192	75,614 25	2 35
Station agents	295	92,310	152,224 42	1 65
Other station men	1,013	317,006	465,816 20	1 47
Enginemen	442	138,232	476,706 62	3 45
Firemen	444	138,974	317,332 09	2 28
Conductors	281	87,856	291,233 12	3 31
Other trainmen	565	177,011	326,105 38	1 90
Machinists	109	34,048	81,794 53	2 40
Carpenters	269	84,238	158,278 46	1 88
Other shopmen	638	199,648	359,262 39	1 80
Section foremen	289	90,454	160,524 23	1 77
Other trackmen	1,049	328,510	413,743 15	1 26
Switchmen, flagmen and watchmen	495	154,931	325,496 99	2 10
Telegraph operators and dispatchers	311	97,412	208,206 67	2 14
All other employees and laborees..	1,878	587,718	1,165,058 89	1 98
Total, including general officers	8,205	2,569,412	\$5,118,132 83	\$1 99
Less general officers	8	3,168	72,469 69	23 10
Total, excluding gen'l officers..	8,197	2,566,244	\$5,045,663 14	\$1 97
Distribution of above:				
General administration	127	41,064	\$206,349 69
Maintenance of ways and structures	2,760	863,811	1,329,965 18
Maintenance of equipment.....	1,303	407,924	812,777 30
Conducting transportation	4,015	1,256,613	2,769,040 66
Total, including gen'l officers..	8,205	2,569,412	\$5,118,132 83
Less general officers	8	3,168	72,469 69
Total, excluding gen'l officers..	8,197	2,566,244	\$5,045,663 14

Chicago, Milwaukee & St. Paul Railway Co.

EMPLOYES AND SALARIES—WHOLE LINE.

Class.	Number.	Total number of days worked.	Total yearly compensation.	Average daily compensation.
General officers	29	10,585	\$244,499 62	\$23 10
Other officers	53	19,345	196,578 10	10 16
General office clerks	347	108,611	255,108 81	2 35
Station agents	995	311,435	513,577 68	1 65
Other station men	3,417	1,069,521	1,571,579 63	1 47
Enginemen	1,480	466,370	1,608,321 92	3-45
Firemen	1,498	468,874	1,070,621 08	2 28
Conductors	947	296,211	982,567 89	3 31
Other trainmen	1,908	597,204	1,133,958 76	1 90
Machinists	367	114,871	275,959 95	2 40
Carpenters	908	284,204	534,002 91	1 88
Other shopmen	2,152	673,576	1,212,086 32	1 80
Section foremen	975	305,175	541,579 73	1 77
Other trackmen	3,541	1,108,333	1,395,894 56	1 26
Switchmen, flagmen and watchmen	1,670	522,710	1,698,167 99	2 10
Telegraph operators and dispatchers	1,050	328,650	702,451 67	2 14
All other employees and laborers....	6,335	1,982,855	3,930,698 00	1 98
Total, including gen'l officers..	27,682	8,668,730	\$17,267,654 62	\$1 99
Less general officers	29	10,585	244,499 62	23 10
Total, excluding gen'l officers.	27,653	8,658,145	\$17,023,155 00	\$1 97
Distribution of above:				
General administration	429	138,541	\$696,186 53	\$5 05
Maintenance of ways and structures	9,311	2,914,343	4,487,062 01	1 54
Maintenance of equipment	4,397	1,376,261	2,742,163 64	1 99
Conducting transportation	13,545	4,239,585	9,342,242 44	2 20
Total, incl. gen'l officers....	27,682	8,668,730	\$17,267,654 62	\$1 99
Less general officers..	29	10,585	244,499 62	23 10
Total, excl. general officers	27,653	8,658,145	\$17,023,155 00	\$1 97

Chicago, Milwaukee & St. Paul Railway Co.

PASSENGER AND FREIGHT, AND TRAIN MILEAGE—WISCONSIN.

Item.	Tonnage, number of passengers, number trains, mile- age, number cars.	Revenue and rates.
Passenger Traffic:		
Number of passengers carried earning revenue ..	9,158,957—
Number of passengers carried one mile	384,944,875—
Average distance carried	4,203
Total passenger revenue		\$8,918,966 30
Average amount received from each passenger ..		97.380
Average receipts per passenger mile		02.317
Total passenger earnings		11,871,767 62
Passenger earnings per mile of road		1,757 52
Passenger earnings per train mile		1 07.307
Freight Traffic:		
Number of tons carried of freight earning Rev. ..	19,885,573—
Number of tons carried one mile	3,990,048,676—
Average distance haul of one ton	20,065
Total freight revenue		33,516,812 26
Average amount received for each ton of freight ..		1 68.549
Average receipts per ton per mile		00.840
Total freight earnings		33,596,508 70
Freight earnings per mile of road		4,973 70
Freight earnings per train mile		2 10.427
Passenger and Freight:		
Passenger and freight revenue		42,435,778 56
Passenger and freight revenue per mile of road ..		6,731 23
Passenger and freight earnings		45,468,276 32
Passenger and freight earnings per mile of road ..		6,731 23
Gross earnings from operation		45,613,124 84
Gross earnings from operation per mile of road ..		6,752 67
Expenses		28,796,733 83
Expenses per mile of road		4,263 13
Income from operation		16,816,391 01
Income from operation per mile of road		2,489 54
Train Mileage:		
Miles run by passenger trains	9,974,283
Miles run by freight trains	14,876,732
Miles run by mixed trains	1,089,099
Total mileage trains earning revenue	25,940,114
Miles run by switching trains	4,953,836
Miles run by construction and other trains	1,882,297
Mileage of loaded freight cars—north or east ..	152,143,889—
Mileage of loaded freight cars—south or west ..	146,967,333—
Mileage of empty freight cars—north or east ..	57,194,619—
Mileage of empty freight cars—south or west ..	63,971,469—
Average number of freight cars in train	2,632
Average number of loaded cars in train	1,873
Average number of empty cars in train	759
Average number of tons of freight in train	24,991
Average number of tons of freight in each load- ed car	1,334

Chicago, Milwaukee & St. Paul Railway Co.

PASSENGER AND FREIGHT, AND TRAIN MILEAGE—WHOLE LINE.

Item.	Tonnage, number passengers, number trains, mile- age, number cars.	Revenue and rates.
Passenger Traffic:		
Total passenger revenue		\$2,805,389 08
Total passenger earnings		3,795,198 15
Passenger earnings per mile of road		2,226 85
Passenger earnings per train mile		1 07.997
Freight Traffic:		
Total freight revenue		10,033,864 56
Total freight earnings		10,086,278 74
Freight earnings per mile of road		5,918 17
Freight earnings per train mile		2 25.651
Passenger and Freight:		
Passenger and freight revenue		12,839,193 64
Passenger and freight revenue per mile of road		7,533 45
Passenger and freight earnings		13,881,476 89
Passenger and freight earnings per mile of road		8 145 03
Gross earnings from operation		13,936,618 59
Gross earnings from operation per mile of road		8 177 38
Expenses		8,535,351 911
Expenses per mile of road		5,008 16
Income from operation		5,401,266 68
Income from operation per mile of road		3,169 22
Train Mileage:		
Miles run by passenger trains	3,220,048	
Miles run by freight trains	4,175,733	
Miles run by mixed trains	294,132	
Total mileage trains earning revenue.....	7,689,913	

Mileage upon which based, 1,704.29 average.

Chicago, Milwaukee & St. Paul Railway Co.

ABSTRACT OF COMMODITIES WAY-BILLED FROM WISCONSIN.

Articles.	Tons.	Per cent.
Flour	87,399	1.494
Other mill products	86,149	1.473
Grain	413,986	7.077
Hay	30,083	.514
Leaf tobacco	30,367	.514
Fruit and vegetables	63,570	1.086
Other agricultural products	23,897	.469
Live stock	156,694	2.679
Dressed meats	3,148	.054
Other packing house products	9,562	.163
Poultry, game and fish	1,741	.030
Eggs	8,186	.140
Dairy products	35,682	.610
Wool	2,372	.041
Hides and leather	10,295	.178
Hard coal	288,524	4.933
Soft coal	287,801	4.920
Coke	3,466	.059
Ores	97,530	1.667
Sand, gravel and stone	293,492	5.017
Salt	40,692	.696
Lumber, lath, shingles, etc.	746,770	12.767
Other forest products	1,103,291	18.861
Petroleum and other oils	6,061	.103
Iron—pig and bloom and other iron and steel.....	283,631	4.849
Castings and machinery	71,934	1.230
Bar and sheet metal	7,139	.122
Agricultural implements	56,870	.972
Wagons, carriages, tools, etc.	29,318	.512
Lime, cement and plaster	121,453	2.076
Brick	54,192	.926
Wines, liquors and beer	498,719	8.526
M. H. goods and furniture	27,560	.471
Ice	259,196	4.431
Merchandise	608,073	10.395
Total	5,849,443	100.000

Chicago, Milwaukee & St. Paul Railway Co.

FREIGHT TRAFFIC MOVEMENT.

(Company's material excluded.)

Commodity.	Freight originat- ing on this road. Whole tons	Freight received from con- necting roads and other carriers. Whole tons	Total freight tonnage.	
			Whole ton.	Per cent.
Products of Agriculture:				
Grain	3,173,411	76,639	3,250,050	16.343
Flour	676,834	18,890	695,724	3.499
Other mill products	337,333	31,796	369,123	1.856
Hay	104,433	13,006	117,439	.591
Tobacco	33,509	1,580	35,080	.176
Cotton				
Fruits and vegetables	136,138	88,141	224,279	1.128
Flax	118,402	3,096	121,448	.611
Other agricultural products	73,880	44,160	118,040	.594
Products of Animals:				
Live stock	805,090	112,183	917,273	4.614
Dressed meats	114,702	3,826	118,528	.596
Other packing house products	136,633	786	136,819	.698
Poultry, game and fish	12,562	5,532	18,094	.091
Wool	16,569	2,315	18,884	.095
Hides and leather	40,805	6,309	47,114	.237
Eggs	35,986	304	36,290	.183
Dairy products	66,354	776	67,130	.337
Products of Mines:				
Anthracite coal	663,774	12,516	616,290	3.099
Bituminous coal	1,414,990	291,299	1,706,289	8.581
Coke	178,110	62,210	240,320	1.209
Ores and Minerals	1,087,142	83,819	1,170,961	5.888
Stone, sand and other like articles	620,193	43,006	663,199	3.335
Salt	59,546	31,476	91,022	.458
Products of Forest:				
Lumber, lath and shingles	1,456,231	402,664	1,858,895	9.348
Sash, door and blinds	58,886	768	59,654	.300
Other agricultural products	1,513,358	256,246	1,769,604	8.899
Manufactures:				
Petroleum	163,298	33,371	196,669	.989
Sugar	5,137		5,137	.026
Naval stores	286		286	.001
Iron, pig and bloom	176,584	63,428	240,012	1.207
Iron and steel rails	91,639	65,279	156,918	.789
Other castings and machinery	159,132	23,685	182,817	.919
Bar and sheet metal	68,131	47,002	115,133	.579
Cement, brick and lime	470,823	76,128	546,951	2.750
Agricultural implements	192,417	19,576	211,993	1.068
Wagons, carriages, tools, etc.	56,074	17,788	73,862	.371
Wines, liquors and beers	536,836	8,749	545,576	2.744
Household goods and furniture	102,228	12,038	114,266	.575
Iron and steel (not incl. in above)	237,024	75,412	312,436	1.571
Paper	121,448	9,726	131,174	.660
Other manufactured articles	523,896	139,318	663,214	3.335
Merchandise	1,353,966	145,275	1,499,241	7.539
Ice	421,127	1,153	422,280	2.124
Total tonnage	17,554,317	2,331,256	17,885,573	100.000

Chicago, Milwaukee & St. Paul Railway Co.

DESCRIPTION OF EQUIPMENT.

Item.	Total number at end of year.	
Locomotives:		
Passenger	217	
Freight	588	
Switching	148	
Leased	953
Cars in passenger service:		
First-class passenger cars	225	
Second-class passenger cars	224	
Combination passenger cars	
Emigrant cars	
Dining cars	10	
Parlor cars	19	
Sleeping cars	62	
Baggage, express and postal cars	240	
Other cars in passenger service	2	882
Cars in rfeight service:		
Box cars	27,324	
Flat cars	6,288	
Stock cars	3,191	
Ballast cars	185	
Ore cars	811	
Refrigerator cars	1,237	
Other cars	39,036
Cars in company's service:		
Gravel cars	
Derrick cars	12	
Caboose cars	490	
Other road cars	86	
Officers' and pay cars	14	602
Cars contributed to fast freight line service
Total owned	40,520	
Cars leased	

MILEAGE—WISCONSIN.

Line in Use.	Line repre- sented by capital stock. Main line.	Line oper- ated under trackage rights.	Total mileage operated.
Miles of single track	1,691.27	8.85	1,700.12
Miles of second track	52.70	...	52.70
Miles of third track	1.62	...	1.62
Miles of fourth track	11.79	1.15	12.94
Miles of yard track and sidings	688.13	15.53	703.66
Total mileage operated (all tracks)....	2,445.51	25.53	2,471.04

Chicago, Milwaukee & St. Paul Railway Co.

MILEAGE--WHOLE LINE.

Line in Use.	Line represented by capital stock. Main line.	Line operated under trackage rights.	Total mileage operated.
Miles of single track	6,591.03	163.07	6,754.10
Miles of second track	288.32	19.73	308.05
Miles of third track	5.57	1.14	6.71
Miles of fourth track	1.72	1.72
Miles of yard and track sidings	1,741.13	30.96	1,772.09
Miles of connection tracks	36.53	2.22	38.75
Total mileage operated (all tracks)....	8,664.30	217.12	8,881.42

MILEAGE OF LINE BY STATES AND TERRITORIES.

State or Territory.	Line represented by capital stock. Main line.	New line constructed during year.	Total mileage, excluding trackage rights
Wisconsin	1,691.27	1,691.27
Illinois	346.91	346.91
Iowa	1,793.90	11.90	1,793.90
Minnesota	1,117.48	1,117.48
North Dakota	118.21	118.21
South Dakota	1,224.05	1,224.05
Missouri	140.27	140.27
Michigan	158.94	158.94
Nebraska
Kansas
Total mileage operated (single track)....	6,591.03	11.90	6,591.03

RENEWAL OF RENTALS AND TIES.

Four thousand one hundred eighty-seven tons of 75-pound and 85-pound steel rails were laid during the year at the average cost at point of distribution of \$26.58 per ton, and 1,854,647 new ties were laid at an average cost of 41.45 cents a piece.

CONSUMPTION OF FUEL BY LOCOMOTIVES.

1,779,432 tons of bituminous coal were consumed and 7,468 cords of soft wood, equaling 1,783,166 tons in all. The coal cost an average of \$1.88 per ton and the wood \$1.93 per cord at distributing points. The total miles run by locomotives was

Chicago, Milwaukee & St. Paul Railway Co.

37,125,166, and the average pounds consumed per mile was, passenger, 73.90; freight, 115.57; switching, 75.63, and construction locomotives, 67.87. Total average, 96.06 pounds at distributing point.

ACCIDENTS—WISCONSIN.

During the year there were of the employes killed 20 and injured 89, as follows:

	Killed.	Injured
Trainmen	12	64
Switchmen, flagmen and watchmen	2	13
Other employes	6	12
Total	20	89
Passengers:		
Total	2	20
Total trespassers	40	33
Total not trespassers	12	25
Grand total, exclusive of passengers.....	52	60

ACCIDENTS—ENTIRE LINE.

	Killed.	Injured.
Trainmen, total	31	261
Switchmen, flagmen and watchmen	4	37
Other employes	18	48
Total	53	346
Passengers, total	3	75
Trespassers, total	98	104
Not trespassers, total	36	92
Total, excluding passengers	134	196

CHARACTERISTICS OF ROAD.

The company reports that to secure data for correctly compiling the information requested under head of "Alignment and profile" it would be necessary to make a re-survey of a large portion of the system, as in the last twenty years modifications of

Chicago, Milwaukee & St. Paul Railway Co.

grades have been made, of which there are in many instances no records in the engineer's office.

On some lines acquired by the company, there are no profiles in existence. To compile what data we have would require about three months' time, and to make a survey of the parts of the line of which we have not correct records may require four months' work with a field party.

BRIDGES, TRESTLES, ETC.—WISCONSIN.

	Number.	Average length.	Min. length.	Max length.
Bridges:				
Iron and steel	145	17.923	8	867
Wooden	55	8.088	42	717
Combination	202	424	201	223
Total	202	26.435		
Trestles:				
Iron	4	424	58	96
Wood	1,347	101.620	6	2,060
Total	1,351	102.044		

OVERHEAD HIGHWAY CROSSINGS.

Bridges, 10; height	16.4 ft.
Trestles, 35; height	18.0 ft.
Total, 45	
Bridges, 6; height	18.7 ft.
Trestles, 2; height	22.0 ft.
Tunnels, 1; length	1,330 ft.
Pontoons, 2; length	800 ft.

TELEGRAPH—WISCONSIN.

There are 1,653.80 miles of telegraph line and 6,813.30 miles of telegraph wire on the right of way of the company owned jointly with the Western Union Telegraph company, operated by the Western Union Telegraph company. On the entire line there are 6,391.50 miles of telegraph line and 25,064.10 miles of wire owned jointly by the railway company and the Western Union and Northwestern Telegraph companies.

Chicago & Northwestern Railway Co.

CHICAGO & NORTHWESTERN RAILWAY.

This company first came into existence as the Galena & Chicago Union Railroad company, chartered by act of the Illinois legislature January 16, 1836. The present company is made up of over thirty separate organizations acquired by reorganization, purchase, consolidation, etc., and it was organized June 7, 1859, under the laws of Illinois and Wisconsin as Chicago & Northwestern Railway company.

This company owns and operates more miles of railway in this state than any other company. During the year ending June 30, 1902, it operated 1,758.91 miles of railroad in Wisconsin, 1,554.84 in Iowa, 678.97 in Illinois, 650.30 in Minnesota, 521.19 in Michigan, 750.93 in South Dakota, 32.61 in Nebraska, and 14.28 in North Dakota, making 5,962.03 in all eight states June 30, 1902. The increase in mileage on the whole line for the year was 376.40, 118.26 miles of which were in this state.

The capital stock of the company is \$66,222,320.53, divided as follows: \$41,448,365.97 common, of which the company holds \$2,333,685.85. Seven per cent. dividend was paid upon this stock except that owned by the company. The dividend on the common stock amounted to \$2,737,868. The preferred stock of the company amounts to \$22,398,954.56, including \$3,854.56 owned by the company, upon which a dividend of eight per cent. was paid, amounting to \$1,791,600.00. The company owns also \$2,375,000.00 stock of proprietary companies whose operations are embraced in report.

The Wisconsin proportion of the capital stock is estimated to be \$19,096,838.05, upon which dividends of \$1,347,810.05 would accrue on the mileage basis. The funded debt of the entire line on June 30, 1902, amounted to \$154,585,500.00, upon which interest to the amount of \$7,270,900.60 has been paid.

Wisconsin's proportion of the funded debt is estimated at

Chicago & Northwestern Railway Co.

\$44,578,538.39, and the interest paid thereon amounts to \$2,163,563.76. The funded debt of the entire line was increased during the year, \$5,256,500.

Permanent improvements for the year including construction and equipment and not included in operating expenses charged to income account, \$4,697,055.04. Expenditures charged to construction and equipment, \$7,244,742.03, being net additions to cost of road.

INCOME ACCOUNT (WHOLE LINE).

Gross earnings from operation	\$47,288,119 82
Less expenses	29,292,660 55
Income from operation	\$17,995,469 07
Income from other sources	1,557,616 57
Total income	\$19,553,085 64

DEDUCTION FROM INCOME.

Interest on funded debt accrued	\$7,265,616 43
Rentals including tracks, yards and terminals	32,264 44
Taxes	1,419,865 51
Other deductions	4,947,566 04
Total deductions	\$13,665,312 42

leaving net income, \$5,887,773.22.

Under the head of other deductions above are found:

Construction expenses deducted from surplus	\$4,697,055 04
Guaranteed interest	15,815 56
Interest paid in advance	9,195 44
Sinking funds	225,000 00
	\$4,947,566 04

SURPLUS.

From operation during the year	\$1,358,305 22
Surplus June 30, 1901	8,752,743 40
Surplus June 30, 1902	10,111,048 62

The proportional gross earnings for Wisconsin for the year ending June 30, 1902, are \$14,071,277.79, against \$12,977,825.95 for the previous year, being an increase in gross earnings of \$1,093,451.84.

The proportional earnings in Wisconsin are divided as fol-

Chicago & Northwestern Railway Co.

lows, being based in 1,723.87 average of miles operated out of a total of 5,793.26 average miles entire line:

Passenger revenue		\$3,489,969 40
Less repayments:		
Tickets redeemed	\$26,886 73	
Excess fare refunded	173,449 66	
Total passenger revenue		200,336 59
		\$3,289,633 01
Mail		327,525 95
Express		224,214 13
Excess baggage and storage		60,689 09
Other items		7,264 77
		\$3,909,326 95
Freight revenue	\$11,043,381 97	
Less repayments:		
Overcharge to shippers	\$95,439 71	
Other repayments	361,785 05	
		957,224 76
		\$10,086,157 21
Stock yards, less repayment and deductions.....		22,262 49
Total freight earnings		10,108,419 70
Total passenger and freight earnings		\$14,017,746 65

OTHER EARNINGS FROM OPERATION.

Rentals from track yards and terminals	\$24,214 27	
Rents not otherwise provided for	23,076 15	
Other sources	6,240 72	
Total other earnings		53,531 14
		\$14,071,277 79

EARNINGS OF THE WHOLE LINE.

Passenger earnings	\$13,137,735 17
Freight earnings	33,970,487 00
Other earnings	179,897 45
	\$47,288,119 62

The company owns bonds of other companies amounting to \$6,589,000.00, upon which it received an income of \$4,851.56.

It has stocks of other companies amounting to \$60,418,422.61, upon which it received an income of \$1,419,790.00; rental received for the year amounts to \$81,374.80.

MISCELLANEOUS INCOME.

Interest on notes, call loans, discounts on accounts payable, etc., \$132,975.01.

Chicago & Northwestern Railway Co.

EXPENSES.

Maintenance of way and structure	\$6,153,526 24
Maintenance of equipment	4,667,159 22
Conducting transportation	16,206,645 88
General expenses	2,265,319 21
Grand total	\$29,229,650 55

RENTALS PAID.

For lease of roads	\$32,264 44
For tracks, sidings, etc.	23,587 60
For yards, bridges, etc.	12,000 00
For terminals	72,414 25
Grand total	\$140,326 29

COMPARATIVE GENERAL BALANCE SHEET.

June 30, 1901.	ASSETS.	June 30, 1902	Year ending June 30, 1902.	
			Total.	Increase. Decrease.
\$152,471,439 28	Cost of road	\$159,398,461 39	\$6,927,022 11	
34,109,173 76	Cost of equipment	34,289,893 68	180,719 92	
14,482,344 11	Stocks owned	14,555,512 61	73,168 50	
3,808,200 00	Bonds owned	5,037,150 00	1,228,900 00	
65,000 00	Cost of property Consolidation Coal Co., Western Town Lot Co., and Pioneer Town Site Co.	65,000 00		
13,235,000 00	Bonds of F. E. & M. V. R. R. and Wyo. Coal Ry. deposited with trustees as security for a like amount of bonds issued by C. & N. W. Ry. Co.	13,235,000 00		
2,300,000 00	W. & St. P. R. R. Co. land grant	2,300,000 00		
10,215,042 86	Cash and current assets ..	8,129,442 41		\$2,085,600 45
	Other assests:			
2,389,321 01	Materials and supplies...	2,391,161 18	1,840 17	
9,780,569 54	Sinking fund	10,192,079 54	411,510 60	
	Sundries	989,000 03	989,000 93	
\$242,856,140 56	Grand total	\$250,582,701 74	\$7,726,561 18	

Chicago & Northwestern Railway Co.

COMPARATIVE GENERAL BALANCE SHEET.

Jan 30, 1901.	LIABILITIES.	June 30, 1902.	Year ending June 30, 1902.	
		Total.	Increase.	Decrease.
\$66,227,320 53	Capital stock	\$66,222,320 53		\$5,000 00
149,329,000 00	Funded debt	154,585,500 00	\$5,256,500 00	
6,49,178 79	Current liabilities	6,454,575 07	405,396 28	
1,624,267 18	Accrued interest on funded debt not yet payable	1,684,617 53	60,350 35	
7,793,198 70	Sinking fund installment paid	8,018,698 70	225,500 00	
1,987,370 84	Accretions to sinking funds	2,173,380 84	186,010 00	
302,968 59	Mo. Val. & B. Ry. & Bridge Co.	254,011 02		48,957 57
280,356 54	Fremont Elk. & Mo. Val. Ry. Co.			280,356 54
	Profit and loss:			
8,752,743 40	Surplus R. R. income..	10,111,048 62	1,558,305 22	
*173,487 59	Surplus Consolidation Coal Co.	*285,080 09		
683,223 68	Surplus from land grant lands and town lots, less deferred payments on same	1,263,629 52	680,405 84	
\$242,856,140 56	Grand total	\$250,582,701 74	\$7,726,561 18	

*Dr.

IMPORTANT CHANGES DURING THE YEAR IN WISCONSIN.

The following lines of road have been put in operation during the year:

Princeton to Almond—Sept. 2, 1901	36.67 miles
Red Granite Jet.—Sept. 2, 1901	7.85 miles
Almond to Bancroft—Sept. 30, 1901	5.74 miles
Pelican to Crandon—Oct. 7, 1901	17.84 miles
Bancroft to Grand Rapids—Nov. 4, 1901	18.20 miles
Grand Rapids to Marshfield—Dec. 2, 1901	25.08 miles
Nekoosa Jet. to Nakoosa—March 3, 1902	6.88 miles
	118.26 miles

There was no decrease in milage by line abandonment or straightened during the year. Additional right of way and depot grounds have been procured at various places and new and increased yard facilities provided. A new passenger depot has been erected at Racine and at Baraboo; new round-house, coal house and other buildings erected at Fond du Lac; new and substantial bridges have been erected to replace others of a less permanent character. Block signals are being erected

Chicago & Northwestern Railway Co.

between Waukegan, Ill., and Carrollville, Wis., and from Kinnickinnick bridge, Milwaukee, to North Greenfield. Interlocking switches have been installed at Allis, Genoa Junction, near Oshkosh, and at other places. Second tracks have been constructed from Chase yard to North Greenfield; also through the city of Fond du Lac, and at a point near Sheboygan. No leases have been taken or surrendered in Wisconsin during the year, and no consolidation or reorganization effected in this state.

EMPLOYEES & SALARIES IN WISCONSIN.

The company employs 8,452 people in this state, distributed as follows:

General administration	18 yearly pay.....	\$13,874 26
Maintenance, way and structure	3,666 yearly pay.....	1,456,372 49
Maintenance of equipment	553 yearly pay.....	92,623 14
Conducting transportation	4,215 yearly pay.....	3,028,769 82
Total, excluding general officers.....	8,452	\$4,891,579 71

On the entire line the employees, exclusive of "general officers," number 33,244, with a total yearly compensation of \$18,711,501.07.

Passenger and freight train mileage based on 5,793.26 average miles operated during the year, shows among other things, Passenger traffic: Passengers carried, earning revenue, 18,851,714; passengers carried one mile, 553,032,537; average distance carried, 29.336 miles; average amount received from each passenger, .01999; passenger earnings per mile of road, \$2,267.76; passenger earnings per train mile, .8817.

FREIGHT TRAFFIC.

Number tons carried of freight earnings revenue.....	29,407,718
Number tons carried one mile	4,114,553,062
Average distance haul of one ton, miles.....	140
Average amount received for each ton of freight.....	.00824
Freight earnings per mile of road	5867.24
Freight earnings per train mile	2.20544

Chicago & Northwestern Railway Co.

TRAIN MILEAGE.

Miles run by passenger trains	13,595,446
Miles run by freight trains	14,098,047
Miles run by mixed trains	1,304,950
Total mileage of trains earning revenue	28,998,443
Miles run by switching trains	9,743,646
Miles run by construction and other trains.....	3,558,389
Grand total train mileage	42,300,478

Average number of freight cars in train, 24.13. Average number of loaded cars in train, 17.18. Average number of empty cars in train, 6.95. Average number of tons of freight in train, 267.12. Average number of tons of freight in each loaded car, 15.55.

FREIGHT TRAFFIC MOVEMENT—WISCONSIN.

Products of Agriculture:	
Grain	5.72 per cent.
Flour	1.90 per cent.
Other mill products	1.05 per cent.
Hay76 per cent.
Tobacco14 per cent.
Fruit and vegetables	1.89 per cent.
Total	11.46 per cent.
Products of Animals:	
Live stock	1.71 per cent.
Dressed meats24 per cent.
Other packing house products91 per cent.
Poultry, game and fish12 per cent.
Wool02 per cent.
Hides and leather56 per cent.
Total	3.56 per cent.
Product of Mines:	
Anthracite coal	4.71 per cent.
Bituminous coal	8.66 per cent.
Coke24 per cent.
Ores	4.51 per cent.
Stone, sand and like articles	3.60 per cent.
Total	21.72 per cent.
Products of Forest:	
Lumber	29.72 per cent.
Manufacturers:	
Petroleum and other oils38 per cent.
Sugar30 per cent.
Iron pig and bloom	1.90 per cent.
Iron and steel rails67 per cent.
Other castings and machinery	1.24 per cent.
Bar and sheet metal	1.89 per cent.
Cement, brick and lime	2.37 per cent.
Agricultural implements65 per cent.
Wagons, carriages, tools, etc.59 per cent.
Wines, liquors and beers	2.72 per cent.
Household goods and furniture	1.31 per cent.
Total	14.02 per cent.
Merchandise, total	9.00 per cent.

Chicago & Northwestern Railway Co.

Other commodities not mentioned above including Cotton and Naval stores, 10.52 per cent.

These percentages run very even with last year's traffic figures, the figures last year being:

- Products of agriculture 11.51 per cent. against 11.46 this year.
- Products of namils 4.00 per cent. against 3.56 this year.
- Products of mines last year 19.31 per cent., this year 21.72, being an increase of 2.41 per cent.
- Products of the forest last year 30.68 per cent., this year 29.72.
- Manufactures last year 12.62 per cent., this year 14.02, gain 1.40 per cent.
- Merchandise 10.52 per cent. this year against 9.00 per cent. last year.
- Miscellaneous was higher last year, being 11.39 per cent. against 10.52 this year.

DESCRIPTION OF EQUIPMENT.

Locomotives:	
Passenger	251
Freight	586
Switching	233
Total	1,070

All of which are equipped with train brakes and fitted with automatic couplers.

Cars in Passenger Service:	
First class passenger cars	541
Second class passenger cars	39
Combination passenger	136
Dining cars	12
Parlor cars	28
Baggage, express and postal cars	219
Total	975

Number added during the year

39

Cars in freight service:	
Box cars	23,299
Flat cars	4,153
Stock cars	3,385
Coal cars	6,494
Refrigerator cars	895
Other cars	4,398
Total	42,624

Cars in company's service:	
Gravel cars ballast	254
Derrick cars	22
Caboose cars	602
Other road cars	54
Officers and pay cars	5
Rotary steam snow plows	3
Total	940

Grand total owned

44,539

Chicago & Northwestern Railway Co.

RENEWALS OF RAILS AND TIES—WISCONSIN.

3,351.64—90 lbs., cost per ton	\$26 31
3,869.28—80 lbs., cost per ton	26 06
1,748.16—72 lbs., cost per ton	24 28
1.73—60 lbs., cost per ton	59 73
<u>Total.....</u>	<u>8,970.81</u>
Average cost per ton.....	\$25 80
New ties laid during the year:	
Oak	294,967 cost 46 cents
Other	473,848 cost 23 cents
<u>Total and average</u>	<u>768,815 cost 32 cents</u>

In 1901 the company laid 302, 252 oak ties which cost 48 cents, 290,922 other ties at 23 cents; average cost, 1901, being 36, against 32 cents in 1902. It might also be noted that the average cost of steel rails in 1901 was 26.52 against 25.80 for 1902.

CONSUMPTION OF FUEL BY LOCOMOTIVES.

Bituminous coal—tons:	
Passenger engines	162,064
Freight engines	419,414
Switching engines	86,320
Construction engines	22,356
<u>Total for year</u>	<u>680,144</u>

Average cost, \$171.91.

In 1901 the amount of coal used was 606,319 tons at an average cost of \$1.7817.

Hard wood—cords:	
Passenger engines	475
Freight	820
Switching	265
Construction	75
<u>Total for year</u>	<u>1,645</u>

At an average cost of \$2.6367, against 1,372 cords last year at an average cost of \$2.554 per cord.

Wood, soft—cords:	
Passenger engines	945
Freight engines	1,654
Switching engines	531
Construction engines ..	154
<u>Total</u>	<u>3,284</u>

Chicago & Northwestern Railway Co.

Average cost at distributing point, \$2.6367, against 2,749 cords in 1901 at an average cost of \$2.5540. The company keeps no separate account between hard and soft wood; hence, both hard and soft wood are reported as having cost the same.

TOTAL FUEL CONSUMED.

Passenger locomotives	152,853
Freight locomotives	426,734
Switching locomotives	86,762
Construction	22,483
Total	632,822
Miles run:	
Passenger	3,861,612
Freight	5,979,414
Switching	2,980,695
Construction	612,458
Total	13,414,149
Average pounds consumed per mile:	
Passenger	79.17
Freight	140.74
Switching	58.61
Construction	73.42
Total	101.82

The average pounds consumed per mile seem to have increased from 98.05 in 1901, to 101.82 in 1902.

ACCIDENTS TO PERSONS—WISCONSIN.

Employees:	Killed.	Injured.
Trainmen	16	125
Switchmen, flagmen and watchmen	1	1
Other employees	6	130
Total	23	256

Against 15 killed and 113 injured in 1901.

Passengers killed, 1; injured, 44, against 2 killed and 51 injured in 1901.

Trespassers killed, 56; injured, 53, against 55 killed and 31 injured in 1901.

Of those not trespassers, there were none killed or injured in 1902, while the reports of 1901 show 6 killed and 3 injured under this head.

Chicago & Northwestern Railway Co.

BRIDGES, TRESTLES & TUNNELS, ETC.

There are 753 bridges in Wisconsin with an aggregate length of 34,735.02 feet; 1,528 trestles with an aggregate length of 111,607.08 feet. The minimum length of trestles is 4.00 and the maximum length is 1,683.00 feet. The company has 4 tunnels with an aggregate length of 7,446.00 feet. Minimum length 354.00. Maximum length 3,822.00.

OVERHEAD HIGHWAY CROSSINGS.

Bridges 35. Lowest above rail 18 feet.
Trestles 6. Lowest above rail 20.02 feet.

OVERHEAD RAILWAY CROSSINGS.

Bridges 11. Height of lowest above surface of rail 16.00 feet.

Trestles 2. Height of lowest above rail 21.06 feet.

The company owns and operates 16 miles of narrow gauge tract, gauge being 3 feet located in Grant County and being between Fennimore and Woodman.

TELEGRAPH.

The company owns jointly with the Western Union Telegraph Company 307.80 miles of wire and the Western Union Telegraph Company own and operate on its right of way in this state 9,095.83 miles of wire—being 1,845.47 miles of line.

*Chicago & Northwestern Railway Co.*REPORT OF THE CHICAGO AND NORTH WESTERN
RAILWAY COMPANY.

December 31st, 1901.

Made to the Stockholders of said Company in compliance
with Section 1843 of the Revised Statutes of Wisconsin.

Length of road (including proprietary and leased lines), miles.....	5,905 46
Steel rail (weight 50 to 90 lbs. per yard), miles.....	5,717 60
Iron rail (weight 30 to 60 lbs. per yard), miles.....	187 86
Cost of road and equipment (including cost of sundry proprietary lines).....	\$197,427,253 81
Including right of way, grading, bridges, iron, buildings, and all items of construction (which cannot be given separately).	
Capital stock (including capital stock of sundry proprietary lines).....	66,222,320 53
Common stock	\$43,823,365 97
Preferred stock	22,398,954 56
Funded debt (including funded debt of sundry proprietary lines).....	154,498,000 00
Secured by sundry mortgages, each being a first mortgage on some portion of the road	\$96,368,000 00
Collateral trust bonds	31,494,000 00
Debenture bonds	26,136,000 00
Income bonds	500,000 00
Unsecured debt (in excess of operating assets)	Nothing
Total number of passengers carried	17,734,669
Average rate of fare per mile, cents	2.021
Earnings of the year:	
From passengers	\$10,387,263 21
From freight	33,433,467 89
From mail	1,072,348 12
From express	604,459 21
From miscellaneous	418,481 56
Total	\$45,916,019 99
Tons of freight carried one mile	3,986,073.95

OPERATING EXPENSES.

Renewals of rails	\$273,110 07
Renewals of ties	748,217 28
Repairs of roadway and track	3,031,685 54
Repairs of bridges and culverts	803,635 42
Repairs of buildings	585,895 72
Repairs of docks and wharves	133,441 75
Repairs of fences, road crossings, signs and cattle guards.....	229,043 61
Maintaining telegraph	20,573 68
Stationery and printing—maintenance of way	24,490 20
Total maintenance of way and structures	\$5,850,092 67
Superintendence—maintenance of equipment	\$324,814 76
Repairs of passenger locomotives	542,977 30
Repairs of freight locomotives	1,190,965 23
Repairs of passenger cars	564,515 75
Repairs of freight cars	1,468,926 29
Repairs of work cars	48,186 12
Repairs of ferry boats, tugs, floats and barges	676 14
Repairs of shop machinery and tools	117,269 26
Oil, waste and tallow used on tools and machinery	11,468 66
Stationery and printing—maintenance of equipment	31,541 61
Other expenses—maintenance of equipment	193,245 43
Total maintenance of equipment	\$4,494,586 55

Chicago & Northwestern Railway Co.

Operating telegraph	\$590,503 46
Fuel for locomotives	3,514,052 99
Oil, waste and tallow used on locomotives	116,626 29
Water supply for locomotives	157,161 09
Locomotive supplies	60,845 91
Oil, waste and tallow used on passenger cars	23,971 86
Oil, waste and tallow used on freight cars	67,680 44
Passenger train supplies	208,072 51
Freight train supplies	90,741 53
Station supplies	263,303 57
Clearing wrecks	32,514 77
Superintendence—conducting transportation	180,495 78
Agents	429,654 72
Clerks at stations	505,608 18
Laborers at stations	1,049,535 72
Switchmen	876,545 07
Flagmen	197,618 05
Watchmen	68,504 62
Passenger conductors	356,590 39
Passenger baggagemen	155,810 64
Passenger brakemen	265,978 55
Freight conductors	635,530 62
Freight brakemen	874,039 95
Engineers and firemen	2,675,635 69
Locomotive wipers and dispatchers	308,286 99
Roundhouse laborers	248,817 25
Damage and loss of freight and baggage	167,358 32
Damage to property and cattle	66,522 43
Personal injuries	417,414 80
Mileage of passenger cars—balance	91,365 82
Mileage of freight cars—balance	160,973 40
Mileage of locomotives—balance	2,394 31
Switching charges—balance	382,046 06
Expenses of barges, floats, tugs and ferry boats	2,748 69
Outside agents	404,016 70
Expense of traffic associations	67,950 27
Advertising	189,433 37
Stationery and printing—conducting transportation	151,681 68
Expense of stock yards and elevators
Rents of buildings, tracks, yards and terminals	119,699 56
Commissions	393,989 73
Total conducting transportation	\$16,511,721 78
Salaries of general officers	\$165,735 42
Clerks at general offices	364,373 19
General office expenses and supplies	97,698 00
Law expenses	143,032 47
Pension department—expenses of	22,722 89
Insurance	7,852 20
Stationery and printing—general expenses	17,499 38
Miscellaneous and general expenses	35,495 47
Total general expenses	\$854,409 02
Total operating expenses	\$27,710,810 02
Taxes	1,356,928 91
Revenue tax stamps	58,313 38
Total	\$29,126,052 31
DIVIDENDS (CASH).	
3 per cent. on common stock in June, 1901	\$1,173,372 00
3 per cent. on common stock in December, 1901	1,173,372 00
1½ per cent. on preferred stock in March, 1901	391,912 50
1½ per cent. on preferred stock in June, 1901	391,912 50
1½ per cent. on preferred stock in September, 1901	391,912 50
1½ per cent. on preferred stock in December, 1901	391,912 50
Total	\$3,914,294 00
Amount appropriated to sinking funds	\$225,500 00

Chicago & Northwestern Railway Co.

INJURY TO PERSONS IN WISCONSIN.

	Killed	In- jured.
Passengers:		
Collisions	1	48
Derailments		6
Getting on or off trains, cars, etc.		10
Fell off trains, cars, etc.		3
Sudden stops, thrown		3
Boom of derrick struck car		2
Running after train		1
Stepped between car and depot platform ..		1
Ran into switch stand while inspecting stock		1
Drunk, fell in car		1
Drunk, jumped off car		1
Total	1	77
Employees:		
Collisions	7	20
Walking, standing or lying on track	2	7
Fell off train's cars, etc.	3	13
Getting on or off train's cars, etc.	1	22
Saving a drunken man—struck	1	
Slipped—run over	1	
Foot caught in frog	1	
Coupling		11
Handling freight, material, etc.		40
Lifting hand cars		3
Flying bolts, nails, chips, etc.		4
Bursting of water glass, lamps, etc.		7
Struck by bridges, buildings, signs, etc.		7
Derailments		9
Trains broke		7
Handling engine grates		2
Handling pools		5
Throwing switches		3
Fell into pits, pockets, etc.		4
Injured by derricks, plows, etc.		3
Things falling		2
Things thrown		2
Car thrown against another		1
Caught in hand car		1
Caught between rails and ties		3
Struck by debris from blast		1
Fell over switch		1
Coaling engine		1
On foot board, struck a stone		1
Stepped on nail		2
Hanging on way car—slipped		1
Slipped on car of rails		1
Slack ran out—thrown		1
Wiring up bell		1
Hand-hold gave way—fell		1
Walking over cattle guard		1
Climbing between cars		1
Total	16	187
Others:		
Walking on track, etc.	24	10
Crossing track	20	25
Getting on or off trains, etc.	7	12
Horse frightened—thrown	1	1
Drunk—fell off		1
Crossing between or under cars		2
Cars thrown against others		4
Total	52	55
Grand total	69	319

No employe is retained in service, when found guilty of carelessness or negligence.

Chicago, St. Paul, M. & O. Railway Co.

CHICAGO, ST. PAUL, MINNEAPOLIS AND OMAHA RAILWAY COMPANY.

This company was organized May 25, 1880, by the consolidation of the constituent companies, the Chicago, St. Paul and Minneapolis and the North Wisconsin railroads. The former was organized under Chapter 119 of the General Laws of Wisconsin 1872, as amended by Chapter 144, General Laws of 1877. The latter was organized under Chapter 73, Revised Statutes of Wisconsin, 1858. The authority for the consolidation was derived from Chapter 260, Laws of Wisconsin, 1880, amending section 1833, Chapter 87, Revised Statutes of Wisconsin, 1878.

BOARD OF DIRECTORS.

Martin L. Sykes, New York City, N. Y.
 Thomas Wilson, St. Paul, Minn.
 John M. Whitman, Chicago, Ill.
 John A. Humbird, St. Paul, Minn.
 F. W. Vanderbilt, New York City, N. Y.
 W. K. Vanderbilt, New York City, N. Y.
 Albert Keep, Lake Geneva, Wis.
 H. McK. Twombly, New York City, N. Y.
 Marvin Hughitt, Chicago, Ill.
 Byron L. Smith, Chicago, Ill.
 Chancey M. Depew, New York City, N. Y.
 D. D. Kimball, Boston, Mass.
 Horace G. Burt, Omaha, Neb.

The last meeting of stockholders for the election of directors was held June 7, 1902, at which time the total number of stockholders was 1,065. The general and operating offices of the company are located at St. Paul, Minn.

OFFICERS OF THE COMPANY.

Marvin Hughitt, President, Chicago, Ill.
 E. E. Osborn, Vice President, New York City, N. Y.
 J. T. Clarke, Second Vice President, St. Paul, Minn.
 E. E. Woodman, Secretary, Hudson, Wis.

Chicago, St. Paul, M. & O. Railway Co.

T. O. Howe, Treasurer, New York City, N. Y.
 R. H. Williams, Assistant Treasurer, New York City, N. Y.
 C. W. Johnson, Chief Engineer, St. Paul, Minn.
 Thomas Wilson, General Counsel, St. Paul, Minn.
 Pierce Butler, General Attorney, St. Paul, Minn.
 L. A. Robinson, Comptroller, St. Paul, Minn.
 W. H. Stennet, Auditor of Expenditures, Chicago, Ill.
 C. P. Nash, Local Treasurer, St. Paul, Minn.
 W. A. Scott, General Manager, St. Paul, Minn.
 T. W. Teasdale, General Passenger Agent, St. Paul, Minn.
 G. H. Mackae, Assistant General Passenger Agent, St. Paul, Minn.
 A. W. Trenholm, General Superintendent, St. Paul, Minn.
 W. C. Winter, Division Superintendent, St. Paul, Minn.
 L. F. Slaker, Division Superintendent, St. Paul, Minn.
 S. G. Strickland, Division Superintendent, St. James, Minn.
 H. M. Peasce, General Freight Agent, St. Paul, Minn.
 E. B. Ober, Assistant General Freight Agent, St. Paul, Minn.
 H. C. Hope, Superintendent of Telegraph, St. Paul, Minn.
 Isaac Seddon, Purchasing Agent, St. Paul, Minn.
 E. F. Worde, General Baggage Agent, St. Paul, Minn.
 A. Dreznal, Car Service Agent, St. Paul, Minn.
 E. L. Porle, General Claim Agent, St. Paul, Minn.
 Geo. W. Bell, Land Commissioner, Hudson, Wis.

PROPERTY OPERATED.

The company operates 1,606.33 miles of railroad, of which 668.14 miles are in Wisconsin.

CAPITAL STOCK.

The par value of the stock is \$100 a share. The total number of shares authorized amounts to 500,000 shares. The value of the total amount of stocks issued and outstanding amounts to \$34,050,126.62, upon which, during the current year dividends have been declared aggregating to \$2,272,376.00. The above stock is divided into common stock 300,000 shares and preferred stock 200,000 shares.

The Wisconsin proportion of the capital stock is estimated at \$14,610,909.33, upon which dividends were paid during the year of \$975,076.54.

Chicago, St. Paul, M. & O. Railway Co.

MANNER OF PAYMENT FOR CAPITAL STOCK.

Issued for cash, common	53,460	\$2,255,864 75
Issued for cash, preferred	20,466	2,058,853 00
Issued for reorganization, common	69,330	
Issued for reorganization, preferred	29,333	
Issued for purchase, common	62,800	
Issued for purchase, preferred	62,800	
Issued and on hand, common	28,443	
Issued on hand, preferred	13,869	
Total	\$340,501	

On the common stock of the company a dividend of 5% was paid Feb. 2, 1902, and another dividend of 3% was paid Aug. 20, 1902, making 8% from Feb. 2nd, to Aug. 20th, 1902. 7% was paid on the preferred stock.

FUNDED DEBT.

The funded debt of the company including all properties acquired amounts to 27,255,800.00, outstanding the greater part of which draws 6% interest. \$125,000 draws 8%. \$334,800 draws 7%. Both of these issues will be due in 1908. \$400,000 draws 5% interest.

Wisconsin's proportion of the entire funded debt is estimated at \$11,695,463.78, and the capital stock at \$14,610,909.33, making in all \$26,306,373.11 or \$40,220.74 per mile.

CURRENT ASSETS AND LIABILITIES.

Available for payment of current liabilities:		
Cash		\$785,901 42
Bills receivable		1,048 27
Due from agents		369,095 12
Due from solvent companies, etc.		631,074 31
Balance—current liabilities		813,998 89
Total		\$2,601,118 01

CURRENT LIABILITIES JUNE 30, 1902.

Audited vouchers and accounts	\$612,969 38
Wages and salaries	405,257 89
Net traffic balances due to other companies	772,235 69
Dividends not called for	952,587 00
Matured interest unpaid	82,625 75
Rentals due July 1st	16,964 43
Miscellaneous	458,477 87
	\$2,601,118 01
Material and supplies on hand	905,028 23

Chicago, St. Paul, M. & O. Railway Co.

PERMANENT IMPROVEMENTS FOR THE YEAR.

Total for construction	\$544,148 81
Total for equipment	66,314 51
Grand total, Wisconsin	\$610,463 32

WHOLE LINE.

Total for construction	\$811,081 36
Total for equipment	97,815 01
Grand total, whole for the year	\$908,896 37

INCOME ACCOUNT WISCONSIN.

Gross earnings from operation	\$4,636,425 56
Less operating expenses	3,244,611 29
Income from operation	\$1,391,814 27
Miscellaneous income	131,493 07
	\$1,523,307 34
Deductions from income:	
Interest on funded debt accrued	\$621,463 81
Taxes	195,768 76
Total deductions from income	\$817,232 57
Net income	\$706,074 77

NET INCOME.

Dividends common stock	\$636,956 04
Dividends preferred stock	338,120 50
Total	\$975,076 54
Deficit from operations for the year	269,001 77
Deductions for the year	257,460 00
Deficit June 30, 1902, from operation for the year	526,461 77

Proportional.

INCOME ACCOUNT—ENTIRE LINE.

Gross earnings from operation	\$11,789,105 22
Less operating expenses	7,078,998 91
Income from operation	\$4,710,106 31
Interest on bonds owned	\$96,330 00
Dividends on stock owned	6,010 00
Miscellaneous income, less expense	158,742 25
Income from other sources	\$261,282 25
Total income	\$4,971,338 56
Deductions from income:	
Interest on funded debt accrued	\$1,448,296 00
Taxes	435,900 88
Total deduction from income	\$1,884,196 88
Net income	\$3,087,191 68
Dividend 5 per cent. common stock	\$1,484,400 00
Dividend 7 per cent. preferred stock	787,976 00
Total	\$2,272,376 00
Surplus from operations of year	814,815 68
Surplus on June 30, 1901	3,272,151 12
Deductions for the year	600,000 00
Surplus on June 30, 1902	3,486,966 80

Chicago, St. Paul, M. & O. Railway Co.

EARNINGS FROM OPERATION—WISCONSIN.

Passenger:		
Passenger revenue, total receipts		\$1,228,325 23
Less payments:		
Tickets redeemed	\$6,415 47	
Excess fares refunded	11,507 11	
Other repayments	137 53	
Total deductions		\$18,060 11
Total passenger revenue		\$1,210,265 12
Mail		87,114 61
Express		70,358 72
Extra baggage and storage, etc.		27,499 44
Total passenger earnings		\$1,395,237 87
Freight:		
Freight revenue		\$3,471,844 11
Less payments:		
Overcharge to shippers	\$187,402 78	
Other repayments	99,965 04	
Total deductions		\$237,358 82
Total freight revenue		\$3,184,425 29
Other items		490 85
Total passenger and freight earnings		\$4,580,214 03
Other earnings from operation:		
Car mileage, balance		\$28,190 49
Switching charges, balance		10,381 74
Rentals of tracks, yards and terminals		7,538 02
Rents not otherwise provided for		10,101 08
Passenger and freight		\$56,211 53
Total gross earnings for operation		4,580,214 03
Total gross earnings for operation		\$4,636,425 56
Mileage upon which based, 651.84.		

EARNINGS FROM OPERATION—ENTIRE LINE.

Passenger:		
Passenger revenue		\$2,968,109 40
Less repayments:		
Tickets redeemed	\$14,057 66	
Excess fares refunded	22,829 67	
Other repayments	979 11	
Total deductions		\$37,866 44
Total passenger revenue		\$2,930,242 96
Mail		233,901 51
Express		169,081 68
Extra baggage and storage, etc.		65,177 84
Total passenger earnings		\$3,398,403 99
Freight:		
Freight revenue		\$8,678,503 94

Chicago, St. Paul, M. & O. Railway Co.

Less repayments:		
Overcharge to shippers	\$284,811	95
Other repayments	150,107	00
Total deductions	\$434,918	95
Total freight revenue	\$8,243,584	99
Elevators	1,531	47
Total freight earnings	\$8,245,116	46
Total passenger and freight earnings	\$11,643,520	45
Car mileage, balance	59,964	90
Switching charges, balance	20,565	90
Rentals from tracks, yards and terminals	47,026	23
Rents not otherwise provided for	18,028	74
Total gross earnings from operation	\$11,789,105	22
Mileage upon which based, 1,590.03.		

BONDS OWNED—ENTIRE LINE.

Minn. Transfer Ry. 1st mlge. 5 per cent.	\$113,000	00
Minn. Transfer Ry. 1st mlge. 4 per cent.	9,000	00
S. S. M. & S. W. Ry. 1st mlge.	50,000	00
Supr. Short Line Ry. Mlge.	1,500,000	06
C., St. M. & O. Ry. Co. Mlge. bonds	1,613,000	00
Total	\$3,285,000	00
5 per cent. bonds	\$5,650	00
4 per cent. bonds	360	00
Total dividends on bonds	\$6,010	00

STOCKS OWNED.

C., St. P., M. & O. Ry. Co.'s capital stock	Par value.	Par value.
St. Paul N. depot stock	\$434,750	\$4,231,261
Minn. Trans. Ry. Co. stock	7,000	Valuation
M. L. S. T. & Trans. Ry. stock	15,700	\$153,450
Minpls. E. Ry. stock	15,000	00
Sioux City Bridge Co.'s stock	472,900	00
Chp. Valley & N. W. Ry. stock	35,000	00
Eau C., C. F. & N. E. Ry. stock	35,000	00

These stocks are held by the company for the purposes of control and have no marketable value.

Total par value stocks owned	\$4,855,611	64
Income received:		
St. P. N. Depot stock (4 per cent. or).....	\$1,750	00
Sioux City Bridge Co. stock (20 per cent. or)	94,580	00
Total	\$96,330	00

RENTALS RECEIVED—WISCONSIN.

Tracks:		
McBain Ave. to Stenson Ave., Superior used by D. S. S. & A.....	\$3,000	00
Terminals:		
At Ashland, to N. P. Ry.	\$180	00
At Ashland, to C. & N. W. Ry.....	1,350	26
At Elroy, to C. & N. W. Ry.	3,007	76
Total	\$4,538	02

Chicago, St. Paul, M. & O. Railway Co.

MISCELLANEOUS INCOME—WISCONSIN.

Land grant (net proceeds of sales) \$131,493 07

RENTALS RECEIVED—ENTIRE LINE.

Tracks, total \$37,659 58
 Terminals, total 9,366 65
 Total \$47,026 23

MISCELLANEOUS INCOME—WHOLE LINE.

Land grants, net proceeds of sales \$131,493 07
 Interest and exchange 27,449 18
 \$158,942 25

OPERATING EXPENSES—WISCONSIN.

Maintenance of way and structures \$940,178 91
 Maintenance of equipment 449,253 60
 Conducting transportation 1,706,184 57
 General expenses 98,994 21
 Grand total (train mileage basis) \$3,244,611 29
 Percentage of operating expenses to earnings 69.98

OPERATING EXPENSES—WHOLE LINE.

Maintenance of way and structures \$2,050,001 12
 Maintenance of equipment 1,089,122 15
 Conducting transportation 3,722,919 68
 General expenses 215,955 96
 \$7,078,998 91
 Percentage of operating expenses to earnings 60.05

RENTALS PAID FOR LEASE OF THE PROPERTY.

Tracks:
 St. Paul to Mnpls., Great Northern Ry. \$37,121 28
 Le Mars to Sioux City, Ill. Central Ry. 11,259 60
 Minneapolis to Merriam Jct., M. & St. Louis Ry. 15,174 85
 Terminals:
 St. Paul N. Depot, etc., St. P. N. D. Co. \$6,190 75
 Mnpls. N. Depot, etc., Mnpls. N. Ry. 40,862 64
 Grand total rentals paid \$111,228 24

COMPARATIVE GENERAL BALANCE SHEET.

June 30, 1901.	ASSETS.	June 30, 1902	Year ending June 30, 1902.	
		Total.	Increase.	Decrease.
\$56,568,346 92	Cost of road and equipment..	\$57,477,243 29	\$908,896 37
4,349,644 98	Stocks owned	4,384,711 64	35,066 66
3,535,000 00	Bonds owned	3,285,000 00	\$250,000 00
1,441,76 00	Cash and current assets	1,787,119 12	345,359 06
888,779 63	Other assets	945,028 28	56,248 65
\$66,783,531 59	Grand total	\$67,879,102 33	\$1,095,570 74

Chicago, St. Paul, M. & O. Railway Co.

COMPARATIVE GENERAL BALANCE SHEET.

June 30, 1901.	LIABILITIES.	June 30, 1902	Year ending June 30, 1902.	
			Total.	Increase. Decrease.
\$34,050,126 62	Capital stock	\$34,050,126 62		
27,255,800 00	Funded debt	27,255,800 00		
1,749,462 72	Current liabilities	2,601,118 01	\$851,655 29	
188,388 34	Accrued interest on funded debt not yet payable.....	188,298 34		\$90 00
267,602 79	Accrued taxes not yet due, etc.	296,792 56	29,189 77	
3,272,151 12	Profit and loss	3,486,966 80	214,815 68	
\$66,733,531 59	Grand total	\$67,879,102 33	\$1,095,570 74	

IMPORTANT CHANGES DURING 1901 & 1902—WISCONSIN.

In 1901 the mileage was decreased 3-100 miles caused by change of line, as on April 1, 1901, the company assumed control through purchase of the Minnesota and Wisconsin R. R. extending from Emerald to Spring Valley, Wis., a distance of twenty one miles and from that date its earnings and expenses are included in those of the C. St. M. & O. Ry. Co.

Consolidated mortgage bonds to expire June 1, 1930, to the amount of \$84,000.00 were exchanged during the year 1901 for the following:

1st mortgage bonds due May 1st, 1918	\$80,000 00
1st mortgage bonds due Jany. 1st, 1930	4,000 00

In 1902 the mileage was decreased 16-100 miles, caused by change in line. The Minnesota and Wisconsin R. R. referred to above was extended from Spring Valley to Weston, Wis., a distance of 15.72 miles and as of June 7, 1902, the whole line was merged with the C. St. M. & O. Ry. A line was constructed in the interests of the C. St. M. & O. Ry., by the Chippewa Valley and Northwestern Ry., from Chippewa Valley Junction to Birchwood, Wis., a distance of 12.50 miles, and opened for traffic Nov. 20, 1901, and the earnings and expenses included in those of the C. St. M. & O. Ry. Consolidated mortgage bonds to expire June 1, 1930, to the amount of \$150,000.00 were exchanged during the year for the following:

First mortgage bonds due May 1, 1918	\$122,000 00
First mortgage bonds due Jany. 1, 1930	28,000 00

Chicago, St. Paul, M. & O. Railway Co.

CONTRACTS, AGREEMENTS, ETC.

The company has an agreement with the American Express Company to transport in cars attached to its passenger trains daily between all points on its line of railroad in the state of Wisconsin, the messengers, safes, packing trunks and freight of the Express Company; also such persons as it becomes necessary to send over the Railroad Company's lines on business of the Express Company. The Express Company to take charge of and deliver all money and valuable packages which the Railway Company may require to have sent or delivered by express on the lines of railroad operated by the Express Company free of all cost or expenses to the Railway Company.

MAILS.

The company carries (U. S.) mail. Compensation fixed by the United States Post-office department. No contract.

SLEEPING CARS.

The Pullman Company runs sleeping cars on this company's railway, the railway company paying the Pullman Company on the mileage basis.

TELEGRAPH COMPANIES.

The Western Union Telegraph Company owns all the telegraph lines on this companies right of way. The railway company uses the wires and furnishes the operators, except at stations where commercial messages exceed a certain number per annum.

Chicago, St. Paul, M. & O. Railway Co.

EMPLOYEES AND SALARIES—WISCONSIN.

Class.	Number	Days worked.	Yearly compensation.	Average.
General officers	2	730	\$6,999 96	\$9 59
General office clerks	4	1,460	5,680 00	3 89
Station agents	71	22,223	51,009 88	2 30
Other station men	89	22,857	52,511 52	1 89
Enginemen	125	39,125	168,577 13	4 31
Firemen	125	39,125	104,663 21	2 68
Conductors	83	25,979	93,946 54	3 62
Other trainmen	191	59,783	128,869 49	2 16
Machinists	72	22,536	43,779 94	1 94
Carpenters	244	76,372	144,064 40	1 89
Other shopmen	108	33,804	58,004 72	1 72
Section foremen and road masters.....	111	34,743	62,750 00	1 81
Other trackmen	905	283,265	422,990 83	1 49
Switchmen, flagmen, etc.	71	22,223	49,799 04	2 24
Telegraph operators and dispatchers	80	25,040	49,692 20	1 98
All other employees, etc.	257	86,441	158,875 71	1 98
Total, including gen'l officers.....	2,538	794,706	\$1,602,234 57	\$2 02
Less general officers	2	730	6,999 96	9 59
Total, excluding gen'l officers.....	2,536	793,976	\$1,595,234 61	\$2 01
Whole line:				
Total, including gen'l officers.....	6,148	1,946,720	\$4,173,996 45	\$2 14
Less general officers	27	9,855	136,354 06	13 84
Total, excluding gen'l officers....	6,157	1,936,865	\$4,037,641 49	\$2 08

PASSENGER AND FREIGHT, AND TRAIN MILEAGE—WISCONSIN.

Passenger traffic:	
Number of passengers carried earning revenue	977,068
Number of passengers carried one mile	51,654,508
Average distance carried	52.57
Total passenger revenue	\$1,210,265.12
Average amount received from each passenger	1.23867
Average receipts per passenger per mile02343
Total passenger earnings	1,395,237.89
Passenger earnings per mile of road	2,140.40
Passenger earnings per train mile	1.02921
Freight traffic:	
Number of tons of freight earning revenue	2,045,769
Number of tons carried one mile	329,315,956
Average distance haul of one ton	160.97
Total freight revenue	\$3,184,485.29
Average amount received for each ton of freight.....	1.55662
Average receipts per ton per mile00967
Total freight earnings	3,184,976.14
Freight earnings per mile of road	4,886.13
Freight earnings per train mile	1.91668
Passenger and freight:	
Passenger and freight revenue	\$4,394,750.41
Passenger and freight revenue per mile of road	6,742.07
Passenger and freight earnings	4,580,214.03
Passenger and freight earnings per mile of road	7.02659
Gross earnings from operation	4,636,425.56
Gross earnings from operation per mile of road	7.11283
Expenses	3,244,611.29
Expenses per mile of road	1,391,814.27
Income from operation	2,135.21

*Proportional.

Chicago, St. Paul, M. & O. Railway Co.

Train mileage:	
Miles run by passenger trains	1,234,764
Miles run by freight trains	1,553,880
Miles run by mixed trains	107,832
Total mileage trains earning revenue	2,896,476
Miles run by switching locomotives	556,534
Miles run by construction and other trains	322,842
Grand total mileage r.....	3,775,492

FREIGHT TRAFFIC MOVEMENT—WISCONSIN.

Products of Agriculture	Whole tons.	Per cent.
Products of agriculture:		
Grain	137,839	7.86
Flour	18,874	1.08
Other mill products	10,582	.60
Hay	42,045	2.40
Tobacco	83	
Fruit and vegetables	28,043	1.60
Products of animals:		
Live stock	25,517	1.45
Dressed meats	2,860	.16
Other packing house products	884	.05
Poultry, game and fish	1,492	.08
Wool	1,664	.09
Hides and leather	183	.01
Products of mines:		
Anthracite coal	110,042	6.28
Bituminous coal	257,595	14.69
Coke	21,840	1.25
Ores	18,752	1.07
Stone,sand, etc.	13,686	.79
Products of forest:		
Lumber	461,429	26.31
Manufactures:		
Petroleum and other oils	4,093	.23
Sugar	6,425	.37
Naval stores	53	
Iron pig and bloom	17,663	1.01
Iron and steel rails	7,022	.40
Other castings and machinery	5,582	.32
Bar and sheet metal	4,252	.24
Cement, brick and stone	40,272	2.30
Agricultural implements	6,157	.35
Wagons, carriages, tools, etc.	2,213	.13
Wines, liquors and beers	7,555	.43
Household goods and furniture	9,323	.53
Merchandise	91,860	5.24
Miscellaneous:		
Other commodities not mentioned above	397,659	22.68
Total tonnage	1,753,589	100.00

Chicago, St. Paul, M. & O. Railway Co.

Per cent. of freight tonnage, whole line:	
Products of agriculture	33.46
Products of animals	6.36
Products of mines	14.82
Products of forest	16.15
Manufactures	7.38
Merchandise	7.95
Miscellaneous	13.88
Total	100.00
Whole tons, 5,295,824.	

DESCRIPTION OF EQUIPMENT—WHOLE LINE.

Locomotives.—This company had on June 30, 1902, 282 locomotives of all kinds, 261 of which are equipped with Westinghouse air brakes, and 21 had American steam brakes. All engines are filled with the Chicago Automatic coupler.

Cars in passenger service.—There are 226 cars in passenger service, 75 first class, 26 second class, 49 combination, 9 chair cars, 1 dining car, 15 parlor (including buffet) cars, and 51 baggage express and postal cars, all of which are equipped with train brakes and automatic couplers.

Cars in freight service.—There are 10,280 cars in freight service, 7,508 box cars, 1,160 flat cars, 393 stock cars, 930 coal cars, 160 refrigerator cars and 129 other cars. All have automatic couplers and nearly all air brakes.

Cars in company's service.—There are 316 cars in company's service, 154 Ballast cars, 8 Derrick cars, 133 Caboose cars, 19 other road cars, 1 Rail Mill and 1 Rotary snow plow car.

The company contributes no cars to fast freight line service, nor have they any leased cars. There were 5 locomotives, 3 chair cars and 2 buffet cars added during the year.

MILEAGE—WISCONSIN.

Miles of single track (operated)	668.14
Miles of second track (operated)	6.53
Miles of tracks, yards and sidings	200.08
Total miles operated (all tracks)	874.75

MILES OWNED.

Wisconsin	654.05
Minnesota	434.97
Iowa	74.55
South Dakota	82.20
Nebraska	272.47
Total	1,524.24

Chicago, St. Paul, M. & O. Railway Co.

RENEWAL OF RAILS AND TIES—WISCONSIN.

The company laid in Wisconsin during the year 8,740.70 tons of 80-pound steel rails at an average price per ton at distributing point of \$27.29. No iron rails were laid.

New ties laid during the year as follows:

	Number.	Average price at distributing point
White oak	99,333	\$0 46
Cedar	11,144	38
Tamarack	17,700	27
Pine	24,751	24
Hemlock	24,644	22
Elm	880	20
Culls	17,072	10
Total	195,524	\$0 35

CONSUMPTION OF FUEL BY LOCOMOTIVES—WISCONSIN.

The company used 193,359 tons of bituminous coal during the year at an average cost of \$2.64 per ton. Also 2,807 cords of soft wood at a cost of .99 per cord.

Locomotives run in Wisconsin 4,229,589 miles, and consumed 9,210 average pounds of coal per mile.

ACCIDENTS TO PERSONS—WISCONSIN.

Employees.—During the year two trainmen were killed and four wounded, both killed by falling from train. Two were injured in the same way, one by collision and one by cause unknown.

Passengers.—One passenger was killed during the year, and two injured.

Eleven trespassers were killed and four injured, and five others were injured.

Chicago, St. Paul, M. & O. Railway Co.

BRIDGES, TRETTLES, TUNNELS, ETC.—WISCONSIN.

Bridges.—There are 22 stone bridges of aggregate length of 27,600 feet, minimum 300 and maximum 20.00 feet. There are 135 iron bridges, aggregate length, 12,622.00 feet, minimum 14 feet and maximum 1,317.00 feet. There are 8 wooden bridges, aggregate length 1,236.00 feet, minimum length 5,400 feet, maximum 300.00 feet. Total 165 bridges.

Trestles.—Seven hundred and twenty seven trestles aggregate length 54,653.00 feet.

Tunnels.—One tunnel, length 872.00 feet.

TELEGRAPH—WISCONSIN.

The company owns no telegraph. The Western Union Telegraph Company owns 658.10 miles of line on the right of way upon which 5,081 miles of wire are strung.

Chicago, Burlington & Quincy Railway Co.

CHICAGO, BURLINGTON & QUINCY RY. CO.

ORGANIZATION.

The Chicago, Burlington & Quincy Railroad Company was originally chartered by act of the Illinois legislature passed Feb. 14th, 1855. It is a consolidated company having acquired from time to time since its organization the Chicago & Aurora R. R., Central Military Tract R. R., Peoria-Oquawka R. R., Logansport, Peoria & Burlington R. R., Peoria & Burlington R. R., Northern Cross R. R., Quincy & Chicago, Burlington & Missouri River R. R. in Nebraska, etc.

DIRECTORS.

Charles E. Perkins, Burlington, Iowa.
 F. W. Hunnewell, Boston, Mass.
 J. Malcom Forbes, Boston, Mass.
 James J. Hill, St. Paul, Minn.
 James N. Hill, St. Paul, Minn.
 Norman B. Ream, Chicago, Ill.
 Robert Bacon, New York, N. Y.
 E. H. Harriman, New York, N. Y.
 Jacob H. Scheff, New York, N. Y.
 George J. Gould, New York, N. Y.
 H. McK. Twombly, New York, N. Y.

The number of stockholders at date of last election, Nov. 6, 1901, were 616. The general offices and operating offices of the company are located at 209 Adams St., Chicago, Ill.

OFFICERS.

Chairman of the board, Francis W. Hunnewell, Boston, Mass.
 President, Geo. B. Harris, Chicago, Ill.
 First vice president, D. Miller, Chicago, Ill.
 Second vice president, Howard Elliott, Chicago, Ill.
 Secretary, T. S. Howland, Chicago, Ill.
 Treasurer, T. S. Howland, Chicago, Ill.
 General counsel, J. W. Blythe, Burlington, Ia.
 General solicitor, C. M. Dawes, Chicago, Ill.
 General solicitor, C. F. Henderson, Omaha, Neb.

Chicago, Burlington & Quincy Railway Co.

General solicitor, O. M. Spencer, St. Joseph, Mo.
 General auditor, C. I. Sturgis, Chicago, Ill.
 Auditor, J. G. Taylor, Omaha, Neb.
 Auditor, C. M. Carter, St. Joseph, Mo.
 Auditor, T. R. Board, Keokuk, Ia.
 General manager, F. A. Delano, Chicago, Ill.
 General manager, A. C. Goodrich, Keokuk, Ia.
 General manager, G. P. Holdredge, Omaha, Neb.
 General manager, C. M. Levey, St. Louis, Mo.
 Chief engineer, W. L. Breckinridge, Chicago, Ill.
 Chief engineer, I. S. P. Weeks, Lincoln, Neb.
 Chief engineer, L. F. Goodale, St. Louis, Mo.
 General superintendent, F. C. Rice, Chicago, Ill.
 General superintendent, T. E. Calvert, Lincoln, Neb.
 Supervisor of telegraph, W. W. Ryder, Chicago, Ill.
 Freight traffic manager, Thos. Miller, Chicago, Ill.
 General freight agent, George H. Crosby, Omaha, Neb.
 General freight agent, D. O. Ives, St. Louis, Mo.
 General freight agent, A. McCrae, Keokuk, Ia.

PROPERTY OPERATED.

The company operates 7,971.13 miles of railway of which 223.10 miles are in Wisconsin.

CAPITAL STOCK.

All common stock of which there has been issued and outstanding 1,108,006 shares of the par value of \$100.00 each, making \$110,800,600. Total outstanding upon which a dividend of $6\frac{3}{4}\%$ or \$7,475,063.00 were paid during the year.

RECAPITULATION OF FUNDED DEBT.

Mortgage bonds outstanding	\$133,358,200 00
Miscellaneous obligations	18,714,200 00
Total	\$152,072,400 00

The rate of interest on above bonds and obligations range from $3\frac{1}{2}\%$ to 7%. Interest accrued and paid on same during the year was \$7,253,106.19.

CURRENT ASSETS & LIABILITIES.

Assets:	
Cash	\$8,111,097 48
Bills receivable	316,962 00
Due from agents	3,319 07
Net traffic balances due from other companies	136,329 50
Due from solvent companies and individuals	4,095,743 11
Other cash assets (excluding material, etc.)	46,953 29
Total	\$12,709,404 39

Chicago, Burlington & Quincy Railway Co.

Liabilities:	
Audited vouchers and accounts	\$4,380,850 33
Wages and salaries	1,788,989 92
Dividends not called for	3,629 65
Matured interest coupons unpaid	2,184,767 00
Miscellaneous	89,703 47
Balance cash assets	4,261,464 22
Total	\$12,709,404 39
Material and supplies on hand	3,546,037 03

RECAPITULATION.

		Miles.	Per mile.
Capital stock	\$110,800,600 00	7,794.03	\$14,216 09
Bonds	152,072,400 00	7,794.03	19,511 39
Total	\$262,873,000 00	7,794.03	\$33,727 48

Above covers road owned.

COST OF ROAD—WISCONSIN.

Total to June 30, 1902	\$10,741,508 93
223.10 miles (estimated cost per mile)	48,146 96

COST OF ROAD—ENTIRE LINE.

Total to June 30, 1902 (including equipment)	\$294,277,364 27
----------------------------------------------------	------------------

INCOME ACCOUNT—WISCONSIN.

Gross earnings from operation	\$1,814,992 76
-------------------------------------	----------------

INCOME ACCOUNT—ENTIRE LINE.

Gross earnings from operation	\$52,910,913 45
Less operating expenses	33,271,480 17
Income from operation	\$19,639,438 28
Interest on bonds	72,036 90
Dividends on stocks owned	32,925 00
Miscellaneous income	282,731 13
Total income	\$20,027,131 31
Deductions from income:	
Interest on funded debt accrued	\$7,235,777 67
Rentals, including tracks, yards	493,586 98
Taxes	1,559,682 63
War revenue	54,889 53
Other deductions	623,131 00
Total deductions from income	9,967,067 81
Net income	\$10,060,063 50
Dividends, 6% stock	7,475,063 00
Surplus from operations of year ending June 30, 1902.....	\$2,585,000 50
Surplus on June 30, 1901	17,217,349 34
Surplus on June 30, 1902	\$19,802,349 84

Chicago, Burlington & Quincy Railway Co.

EARNINGS FROM OPERATION—WISCONSIN.

Total passenger revenue	\$307,779 85
Mail	32,278 36
Express	14,086 80
Extra baggage and storage	3,396 35
Total passenger earnings	\$357,541 36
Total freight revenue	1,451,962 13
Other earnings from operation	5,489 27
Total gross earnings	\$1,814,992 76

EARNINGS FROM OPERATION—ENTIRE LINE.

Total passenger revenue	\$12,660,405 92
Mail	1,920,904 88
Express	1,025,007 28
Extra baggage and storage	251,990 69
Other items	115,400 78
Total passenger earnings	\$15,973,709 55
Total freight earnings	35,508,770 81
Total other earnings	1,428,438 09
Total gross earnings from operation.....	\$52,910,918 45

BONDS OWNED.

	Par value.	Income.
Burlington & N. W. Ry.	\$229,981 53	\$2,367 52
Burlington & Western Ry.	610,660 12	598 88
Minn. Transfer Ry.	10,000 00	410 00
Tabor & Northern	50,000 00	2,500 00
Winona Bridge Ry.	130,000 00	6,500 00
Tarkes Valley Ry.	95,000 00	7,210 00
B. & M. R. R., Neb.	439,000 00	28,878 00
Nodoway Valley Ry.	62,000 00	4,550 00
C., B. & Q. Ry.	422,000 00	18,097 50
Kansas City & N. W. Ry.	617 22	25 00
Atchinson U. D. Co.	4,500 00
Burlington Elevator, Peoria	5,000 00	900 00
Wapello Coal Co.	405,000 00
W. Consolidated Granite Company	2,000 00
Total	\$2,465,758 87	\$72,036 90

Chicago, Burlington & Quincy Railway Co.

STOCKS OWNED.

Name.	Par value.	Income.
Burlington & N. W. Ry.	\$127,600 00
Burlington & Western Ry.	856,901 82
Kansas City & Omaha Ry.	2,977,500 00	\$29,975 00
Chicago Union Tr. Ry.	80,000 00
Minn. Tr. Ry.	7,000 00
Atchinson U. D. Co.	27,000 00
Hannibal U. D. Co.	23,400 00
Keokuk U. D. Co.	20,000 00
St. Paul U. D. Co.	43,750 00	1,750 00
St. Joseph U. D. Co.	4,000 00
Kansas City U. D. Co.	90,000 00
Burlington Elevator Co., Peoria	15,000 00	1,200 00
Union Elevator Co., Council Bluffs	46,700 00
Schwarz-Child & Schulzberger Co.	22,000 00
Total	\$4,360,751 82	\$32,925 00

MISCELLANEOUS INCOME.

Interest and exchange	\$192,554 90
Land grant	90,176 23
Total	\$282,731 13

OPERATING EXPENSES—WISCONSIN.

Total	\$983,421 58
Percentage of operating expenses to earnings	54.18

OPERATING EXPENSES—ENTIRE LINE.

Total	\$33,271,480 17
Percentage of operating expenses to earnings	62.86

RENTALS PAID FOR LEASE OF ROADS.

Total	\$493,596 98
-------------	--------------

RENTALS PAID FOR LEASE OF OTHER PROPERTY.

Total	\$480,064 89
Grand total rentals paid	973,651 97

Chicago, Burlington & Quincy Railway Co.

COMPARATIVE GENERAL BALANCE SHEET.

June 30, 1901.	ASSETS.	June 30, 1902.	Year ending June 30, 1902	
			Total.	Increase. Decrease.
\$288,289,112 17	Cost of equipment	\$294,277,364 27	\$5,988,252 10
1,692,782 75	Stocks owned	1,685,419 53	\$7,363 22
1,476,029 87	Bonds owned	2,431,637 87	955,617 00
5,794,166 03	Other permanent invest- ments	11,597,115 23	5,712,949 20
306,175 67	Lands owned	374,242 72	68,067 05
9,233,946 08	Cash and current assets..	12,709,404 39	3,475,459 31
3,943,268 82	Other Assets:			
13,938,789 09	..Materials and supplies..	3,546,037 03	397,231 79
	Sinking fund	12,673,355 03	1,265,434 06
\$324,664,261 48	Grand total	\$339,194,576 07	\$14,530,314 59

June 30, 1901.	LIABILITIES.	June 30, 1902.	Year ending June 30, 1902	
			Total.	Increase. Decrease.
\$110,577,700 00	Capital stock	\$110,800,600 00	\$222,900 00
147,204,300 00	Funded debt	152,072,400 00	4,868,100 00
7,079,252 96	Current liabilities	8,447,940 17	1,368,687 21
12,004 99	Accrued interest on fund- ed debt not yet payable	17,328 52	5,323 53
10,000,000 00	Renewal fund	10,000,000 00
1,827,116 06	Current accts. bal.	4,713,725 28	2,886,609 22
21,539,245 25	Sinking fund	20,352,290 12	1,246,955 12
17,229,354 33	Income account	19,802,349 84	2,572,995 51
9,159,297 87	Profit and loss	13,022,599 17	3,863,301 30
\$324,664,261 48	Grand total	\$339,194,576 07	\$14,530,314 59

There were no important changes either in the physical or financial features of the company for the year.

CONTRACTS, AGREEMENTS, ETC.

Agreement with the Adams Express Company on express business on the lines of the company, also with the Pullman Car Company for sleeping car service.

The North American Telegraph Company owns and operates the telegraph business and wires while the C. B. & Q. Company owns the poles. The telegraph company paying rental for poles.

Chicago, Burlington & Quincy Railway Co.

EMPLOYEES & SALARIES—WISCONSIN.

	Number.	Average daily compensation.
General officers	2	\$5 19
General office clerks	13	2 43
Station agents	29	1 59
Other station men	26	1 57
Enginemen	41	3 95
Firemen	41	2 16
Conductors	35	3 34
Other trainmen	63	2 07
Machinists	16	3 00
Carpenters	41	1 88
Other shopmen	122	1 86
Section foremen	40	1 48
Other trackmen	202	1 15
Switchmen, flagmen and watchmen	24	1 90
Telegraph operators and dispatchers	18	2 21
All other employees and laborers	24	1 93
Total (including "general officers").....	737	\$1 93
Less "general officers"	2
Total (excluding "general officers").....	735	\$1 92
Distribution of above:		
General administration	15	\$2 85
Maintenance of way and structures	291	1 32
Maintenance of equipment	146	1 99
Conducting transportation	285	2 42
Total (including "general officers")	737	\$1 93
Less "general officers"	2
Total (excluding "general officers"	735	\$1 92

Chicago, Burlington & Quincy Railway Co.

EMPLOYEES AND SALARIES—WHOLE LINE.

	Number.	Average daily compensation.
General officers	177	\$11 09
General office clerks	1,534	2 16
Station agents	1,017	1 71
Other station men	3,376	1 49
Enginemen	1,398	3 39
Firemen	1,347	2 00
Conductors	903	3 12
Other trainmen	1,883	1 83
Machinists	910	2 57
Carpenters	1,576	2 07
Other shopmen	6,565	1 73
Section foremen	1,380	1 49
Other trackmen	7,240	1 25
Switchmen, flagmen and watchmen	1,627	2 00
Telegraph operators and dispatchers	792	1 82
All other employees and laborers	2,696	1 77
Total (including "general officers")	34,421	\$1 86
Less "general officers"	177
Total (excluding "general officers").....	34,244	\$1 81
Distribution of above:		
General administration	1,711	\$3 19
Maintenance of way and structures	11,093	1 44
Maintenance of equipment	8,373	1 80
Conducting transportation	13,244	2 04
Total (including "general officers")	34,421	\$1 86
Less "general officers"	177
Total (excluding "general officers").....	34,244	\$1 81

Chicago, Burlington & Quincy Railway Co.

PASSENGER AND FREIGHT, AND TRAIN MILEAGE.

Item.	Tonnage, number passengers, number trains, mileage, number cars.	Revenue and rates.
Passenger traffic:		
Number of passengers carried earning revenue	12,342,431
Number of passengers carried one mile	595,269,993
Average distance carried	48.23
Total passenger revenue		\$12,660,405.92
Average amount received from each passenger		1.02576
Average receipts per passenger mile		.02126
Total passenger earnings		15,973,709.55
Passenger earnings per mile of road		2,011.45
Passenger earnings per train mile		1.06653
Freight traffic:		
Number of tons carried of freight earning revenue	16,998,271
Number of tons carried one mile	3,970,277,901
Average distance haul of one ton	233.57
Total freight revenue		35,455,954.99
Average amount received for each ton of freight		2.08586
Average receipts per ton per mile		.00893
Total freight earnings		35,508,770.81
Freight earnings per mile of road		4,471.36
Freight earnings per train mile		1.97233
Passenger and freight:		
Passenger and freight revenue		48,116,360.91
Passenger and freight revenue per mile of road		5,972.57285
Passenger and freight earnings		51,482,480.36
Passenger and freight earnings per mile of road		6,390.40150
Gross earnings from operation		52,910,918.45
Gross earnings from operation per mile of road		33,271,480.17
Expenses		33,271,480.17
Expenses per mile of road		4,189.64
Income from operation		19,639,438.28
Income from operation per mile of road		2,473.05
Train mileage:		
Miles run by passenger trains	13,917,489
Miles run by freight trains	16,944,726
Miles run by mixed trains	1,058,725
Total mileage trains earning revenue	31,920,940
Mileage of loaded freight cars	305,075,481
Mileage of empty freight cars	123,580,465
Average number of freight cars in train	23.81
Average number of loaded cars in train	16.95
Average number of empty cars in train	6.86
Average number of tons of freight in train	220.52
Average number of tons of freight in each loaded car	13.02

Mileage upon which based, 7,941.37.

Chicago, Burlington & Quincy Railway Co.

DESCRIPTION OF EQUIPMENT.

	Total No. at End of Year.
Locomotives:	
Passenger	245
Freight	713
Switching	217
Total	1,175
Cars in passenger service:	
First-class and second-class passenger cars	594
Combination passenger cars	132
Dining cars	19
Parlor cars	2
Baggage, express and postal cars	251
Other cars in passenger service	2
Total	1,000
Cars in freight service:	
Box cars	26,223
Flat cars	2,834
Stock cars	5,800
Coal cars	8,229
Refrigerator cars	640
Other cars	45
Total	43,781
Cars in company's service:	
Gravel cars	100
Derrick cars	19
Caboose cars	561
Other road cars	773
Total	1,473
Total owned	46,254

MILEAGE—WISCONSIN.

Miles of single track	222.57
Miles of second track	8.13
Miles of tracks, yards and sidings	35.45
Total (all tracks)	264.15

MILEAGE OWNED BY ROAD BY STATES.

Illinois	1,405.17
Iowa	1,248.56
Missouri	1,022.81
Wisconsin	222.57
Minnesota	23.61
Kansas	259.62
Nebraska	2,428.02
Colorado	394.38
South Dakota	360.48
Wyoming	351.53
Montana	187.28
Total (owned)	7,794.03
Line operated under trackage rights	177.10
Total operated	7,971.13

Chicago, Burlington & Quincy Railway Co.

RENEWAL OF RAILS & TIES—WISCONSIN.

5,059.65 tons of new rails, weight, 75 pounds to the yard and costing \$28.00 per ton, and 59,840 oak ties at a cost of 50c. apiece were laid during the year; on the entire line 40,606.55 tons of 75 pound steel rails and 434,926 cedar ties at 45c. were laid, and 2,096,847 oak ties at 50c. were laid during the year.

CONSUMPTION OF FUEL BY LOCOMOTIVES.

The lines east of the Missouri river consumed for locomotive use, 1,490,032 tons of bituminous coal at from \$1.42 to \$1.57 per ton; also 18,676 cords of soft wood at \$1.38 to \$1.80 per cord. The average consumption of fuel by all locomotives was 101.04 pounds per mile.

Freight	132.14
Passenger	73.10
Switching	82.95
Construction	68.46
Average	101.04

ACCIDENTS TO PERSONS—WISCONSIN.

	Killed.	Injured.
Trainmen		7
Switchmen		5
Other employees	4	60
Total	4	72

No passengers were killed or injured during the year in Wisconsin. One trespasser was killed; none injured.

ACCIDENTS TO PERSONS—ENTIRE LINE.

	Killed.	Injured.
Trainmen	23	308
Switchmen	16	94
Other employees	46	643
Total	85	1,045

PASSENGERS AND OTHERS.

	Killed.	Injured.
Passengers	14	157
Trespassers	105	53
Not trespassers	26	54
Total	131	107

Chicago, Burlington & Quincy Railway Co.

BRIDGES, TRESTLES, ETC.—WISCONSIN.

There are eleven iron bridges with an aggregate length of 5,253.9 feet, and 350 trestles with an aggregate length of 24,854 feet, in this state.

TELEGRAPH.

The North American Telegraph company operates 226.17 miles of line on the road in Wisconsin. There are 2,053.64 miles of wire.

GAUGE OF TRACK.

7,920.68 miles 4 feet 8½ inches.

5,050.00 miles 3 feet.

Milwaukee, Bay View & Chicago Railway.

MILWAUKEE, BAY VIEW & CHICAGO RAILWAY.

This property is operated by the Chicago, Lake Shore and Eastern Railway company, an Illinois company organized February 17, 1897.

The road is used as a switching yard at Bay View near Milwaukee, and does no passenger business. It has 17.52 miles of track.

The Milwaukee, Bay View and Chicago Railway was leased to the C., L. S. & E. company May 1st, 1896, for twenty years; as part of the consideration the C., L. & E. Ry. company agreed to pay or cause to be paid all taxes and assessments lawfully imposed on the property of the Milwaukee, Bay View and Chicago Railway, and as further consideration to pay as the same may become due out of the gross income arising from the operation of its own railroad and the railroads leased, the sum or sums which shall accrue and become owing from and after the first day of May, 1896, on all other obligations of the before mentioned railway company.

CAPITAL STOCK.

The capital stock of the Milwaukee, Bay View and Chicago Railway outstanding and is \$100,000, of the par value of \$100, and being 1,000 shares.

FUNDED DEBT.

First mortgage bonds drawing 6 per cent., of date July 1, 1894, due July 1, 1894, to the amount of \$130,000, have been issued and are outstanding, upon which \$7,800 interest was paid during the year. The capital stock and funded debt of this company amounts to \$230,000, or \$13,128 per mile.

Milwaukee, Bay View & Chicago Railway.

PERMANENT IMPROVEMENTS FOR THE YEAR.

Fences	\$107 46
Rails and ties	330 76
Total	\$438 22

COST OF ROAD. JUNE 30, 1902.

For construction	\$195,485 65
For equipment	58,910 00
Grand total construction and equipment	\$254,395 65

INCOME ACCOUNT.

Gross earnings from operation	\$84,227 74
Less operating expenses	58,565 94
Total income from operations.....	\$25,361 80
Deduction from income:	
Interest on funded debt accrued	\$7,800 00
Taxes	3,001 10
Rental for right of way	100,000 00
Deficit	\$85,439 30

EARNINGS FROM OPERATION.

Freight:	
Freight revenue	\$84,308 70
Less overcharge to shippers	410 96
	\$83,897 74
Other earnings:	
Car mileage—balance	330 00
Total gross earnings from operation	\$84,227 74

OPERATING EXPENSES.

Recapitulation of expenses:	
Maintenance of way and structure	\$10,890 59
Maintenance of equipment	13,914 25
Conducting transportation	32,426 66
General expenses	1,634 44
Grand total	\$58,865 94
Percentage of operating expenses to earnings	69.89

The company extended its industrial tracks at Bay View 1,000 feet during the year, or .19 mile.

EMPLOYEES AND SALARIES.

Distribution of:	
Maintenance of way and structures	18
Maintenance of equipment	7
Conducting transportation	30
Total	55

The average daily compensation of above employees is \$2.08 per day.

Milwaukee, Bay View & Chicago Railway.

SWITCHING MILEAGE.

Freight:		
Number of tons carried of freight	873,421	
Total freight revenue	\$83,897	74
Amount received for each ton		096
Freight earnings per mile of road	4,788	68
Freight earnings per train mile		558
Gross earnings from operation	84,227	74
Gross earnings per mile of road	4,807	82
Expenses	58,865	94
Expenses per mile of road	3,359	93
Income from operation	25,361	80
Income from operation per mile of road	1,447	59

FREIGHT TRAFFIC MOVEMENT.

Products of mines:		
Bituminous coal	47,000	5.38
Coke	128,412	14.70
Ores	21,790	2.50
Stone and other like articles	68,691	7.86
Products of the forest:		
Lumber	490	.06
Manufactures:		
Petroleum and other oils	1,189	.14
Iron, pig and bloom	151,361	17.33
Iron and steel rails	137,165	15.70
Casting and machinery	727	.08
Bar and sheet metal	137,113	15.70
Cement, brick and lime	2,410	.28
Billets	133,561	15.29
Rail fastenings	19,853	2.17
Miscellaneous	24,559	2.81
Total tonnage	873,421	100.00

EQUIPMENT.

The company owns 5 locomotives, 61 flat cars, 21 side dump cars, and 40 ore cars, 122 in all.

RENEWAL OF RAILS AND TIES.

The company laid 94.33 tons of 75 lb. steel rails, 131 oak ties, and 3464 hemlock ties. The oak ties cost 55.8 cents.

CONSUMPTION OF FUEL BY LOCOMOTIVES.

The locomotives consumed 3,067 tons of bituminous coal at an average cost, at point of distribution, of \$1.62 per ton. The locomotives ran 135,112 miles, and consumed on an average 45.4 pounds of coal per mile.

ACCIDENTS TO PERSONS.

Of the employees, one switchman was injured during the year, and three trespassers were killed and seven injured.

Chicago & Lake Superior Railway.

CHICAGO & LAKE SUPERIOR RAILWAY COMPANY.

This company owns three miles of railway and one engine. The road runs from London Station on the Milwaukee and Madison line of the C. & N. W. Railway, to Cambridge, three miles. The capital stock is \$18,000, and the bonded indebtedness is \$36,000; current liabilities, \$7,341.86.

Chicago, Madison & Northern Railroad.

CHICAGO, MADISON AND NORTHERN RAILROAD.

Operated under lease by the Illinois Central Railroad company.

The Chicago, Madison and Northern Railroad company was organized under the laws of Illinois, August 3, 1886. It is a consolidated company, formed by the consolidation of the following roads:

Chicago, Madison and Northern Railroad company of Illinois, August 3, 1886;

Chicago, Madison and Northern Railroad company of Wisconsin, August 4, 1886;

The Freeport, Dodgeville & Northern Railroad company, a corporation of the state of Wisconsin;

The Freeport, Dodgeville & Northern Railroad company, a corporation of the state of Illinois, incorporated May 2d and 17th, 1886, respectively.

The first two named companies were consolidated under agreement dated March 30, 1887. Articles filed in Illinois, April 16, 1887, and in Wisconsin April 21, 1887. The Freeport, Dodgeville and Northern Railroad company in Illinois, and the Freeport, Dodgeville and Northern Railroad company in Wisconsin, were consolidated with the Chicago, Madison and Northern Railroad company, March 12, 1888.

The Chicago, Madison and Northern Railroad company of Illinois, and the Chicago, Madison and Northern Railroad company of Wisconsin were consolidated March 30, 1887. The Freeport, Dodgeville and Northern Railroad company of Illinois, and the Freeport, Dodgeville and Northern Railroad of Wisconsin consolidated with the Chicago, Madison and Northern Railroad company, March 12, 1888, articles of consolidation being duly filed in the state of Illinois, March 30, 1888, and in the state of Wisconsin, April 25, 1888.

Chicago, Madison & Northern Railroad.

DIRECTORS.

Stuyvesant Fish, New York.
 B. F. Ayer, Chicago, Ill.
 W. T. Bruen, Chicago, Ill.
 J. C. Welling, Chicago, Ill.
 J. T. Harnhan, Chicago, Ill.

The postoffice address of the general office is Central Station,
 Chicago, Ill.

OFFICERS.

Stuyvesant Fish, President, New York, N. Y.
 J. C. Welling, Vice President, Chicago, Ill.
 W. T. Bruen, Secretary, Chicago, Ill.
 E. F. H. Gibson, Treasurer, New York, N. Y.

PROPERTY OPERATED.

Chicago, Madison & Northern Railroad from St. Charles
Air Line Junction

Chicago to Freeport	112.14
Freeport, Ill., to Madison, Wis.	61.80
Cedarville Jet. to Dodgeville	57.36
Total	<u>231.31</u>

WISCONSIN MILEAGE.

Illinois state line to Madison	45.11
Illinois state line to Dodgeville	46.20
Total	<u>91.31</u>

CAPITAL STOCK.

Common stock, 500 shares, par value, \$100.....	\$50,000 00
Wisconsin proportion, estimated	19,738 48

FUNDED DEBT.

\$4,370,000 of first mortgage 5 per cent. bonds, dated 1888,
 due 1935, have been issued and are outstanding. Also
 \$2,500,000 5 per cent. debenture bonds, making \$6,870,000
 in all. Of the above, the Wisconsin proportion is estimated
 at \$2,712,000. The interest accrued and paid on these bonds
 was: Whole line, \$343,500; and in Wisconsin, \$35,603.02.

Chicago, Madison & Northern Railroad.

CURRENT ASSETS AND LIABILITIES.

Assets: Bills receivable	\$8,937 79	
Liabilities: Audited vouchers and accounts.....		\$4,117,206 11
Balance curren liabilities	4,108,266 32	
Total	\$4,117,206 11	\$4,117,206 11

RECAPITULATION.

Amount.	Total amount outstanding.	Amount per mile of road.
Capital stock	\$50,000 00	\$216 17
Bonds	6,870,000 00	29,701 68
Current liabilities	4,117,206 11	17,800 29
Total	\$11,037,206 11	\$47,118 14

Mileage, 231.30.

COST OF ROAD—WISCONSIN.

June 30, 1902.

Construction:		
Right of way		\$263,558 65
Other real estate		5,058 05
Fences		36,507 84
Grading and bridges and culvert masonry.....		1,454,967 65
Bridges and trestles		180,392 24
Rails		424,611 36
Ties		76,034 61
Other superstructure		107,814 79
Buildings, furniture and fixtures		142,767 46
Engineering expenses		59,709 52
Interest during construction		389,592 63
Sidings and yard extensions		16,331 06
Other items		53,676 60
Total construction		\$3,211,022 36

Based on 91.30 miles, or \$35,166.16 per mile. The entire line, 231.30 miles, is reported to have cost \$10,983,266.32, or \$47,506.56 per mile.

INCOME ACCOUNT—WISCONSIN.

(Year ending June 30, 1902.)

Gross receipts from operation		\$107,960 25
Less operating expenses		127,848 17
Deficit		\$19,877 92
Deductions from income:		
Interest on funded debt	\$135,603 02	
Taxes	1,556 90	
		137,159 92
Deficit for the year		\$157,047 84

Chicago, Madison & Northern Railroad.

INCOME ACCOUNT (ENTIRE LINE).

Gross receipts from operation		\$1,566,577 83
Less operating expenses		1,062,150 50
Income from operation		\$504,427 33
Deduction from income:		
Interest on funded debt accrued	\$343,500 00	
Taxes	41,501 76	
Total deduction from income		385,001 76
Net income		\$119,425 57

Interest on funded debt accrued above does not include money advanced by Illinois Central Railroad company, \$4,102,684.02, for which bonds have not yet been issued.

RECEIPTS FROM OPERATION—WISCONSIN.

Passenger:		
Passenger revenue		\$36,953 33
Less tickets redeemed		2,682 78
Total passenger revenue		\$34,270 45
Mail		7,066 80
Express		5,155 87
Extra baggage and storage		1,034 86
Other items		117 28
Total passenger revenue		\$47,645 26
Freight:		
Freight revenue	\$66,131 79	
Less overcharge to shippers	5,966 80	
Total freight revenue		\$60,164 99
Total passenger and freight receipts		\$107,810 25
Other receipts from operation:		
Rents not otherwise provided for		150 00
Total gross receipts from operation—Wisconsin		\$107,960 25

RECEIPTS FROM OPERATION (WHOLE LINE).

(Year ending June 30, 1902.)

Passenger:		
Passenger receipts		\$358,257 73
Less tickets redeemed		20,195 02
Total passenger revenue		\$338,062 71
Mail		37,964 57
Express		36,178 57
Extra baggage and storage		8,156 94
Other items		98,334 78
Total passenger receipts		\$518,697 57
Freight:		
Freight revenue	\$1,003,299 61	
Less repayments	11,595 31	
Total freight revenue		\$991,704 30
Other items		1,979 50.....
Total freight receipts		\$993,683 80

Chicago, Madison & Northern Railroad.

Total passenger and freight receipts	\$1,512,381 37
Rental from track, yards and terminals	53,094 91
Rents not otherwise provided for	1,101 55
Total gross receipts from operation	\$1,566,577 83

STOCK OWNED (WHOLE LINE).

Chicago Union Transfer Ry. Co.	\$40,000 00
Chicago to Broadview of Wisconsin Central Ry. Co., \$45,000.00;	
Parkway to Harlem, Wisconsin Central Ry. Co., \$8,063.41, and	
miscellaneous, \$31.50; total	\$53,094 91

OPERATING EXPENSES—WISCONSIN.

Maintenance of way and structures:	
Repairs of roadway	\$24,629 44
Renewal of ties	9,504 06
Repairs and renewals of bridges and culverts	4,980 25
Repairs and renewals of fences, etc.	1,831 30
Repairs and renewals of buildings, etc.	5,083 31
Repairs and renewals of telegraph	232 40
Stationery and printing	269 04
Other expenses	611 76
 Total	\$48,141 56
Maintenance of equipment:	
Superintendence	\$1,041 41
Repairs and renewals of locomotives	3,807 07
Repairs and renewals of passenger cars	1,974 81
Repairs and renewals of freight cars	4,631 62
Repairs and renewals of work cars	1,042 59
Repairs and renewals of shop machinery, etc.	752 98
Stationery and printing	118 87
Other expenses	316 94
 Total	\$13,687 29
Conducting transportation:	
Superintendence	\$4,957 57
Engine and roundhouse men	10,918 51
Fuel for locomotives	8,836 25
Water supply for locomotives	328 96
Oil tallow and waste for locomotives	140 62
Other supplies for locomotives	195 71
Train service	8,905 72
Train supplies and expenses	701 14
Switchmen, flagmen and watchmen	3,063 13
Telegraph expenses	8,902 95
Station service	946 96
Station supplies	1,299 03
Switching charges—balance	1,752 13
Loss and damakes	1,271 52
Clearing wrecks	91 14
Injuries to persons	649 50
Advertising	444 73
Outside agencies	3,186 63
Commissions	30 88
Stationery and printing	2,118 62
Other expenses	85 83
 Total	\$59,691 42
General expenses:	
Salaries of general officers	\$1,477 73
Salaries of clerks and attendants	1,765 25
General office expenses and supplies	833 17
Insurance	643 44
Law expenses	927 26
Stationery and printing (general offices)	251 22
Other expenses	429 83
 Total	\$6,327 90

Chicago, Madison & Northern Railroad.

Recapitulation of expenses:	
Maintenance of way and structures	\$48,141 56
Maintenance of equipment	13,687 29
Conducting transportation	59,691 42
General expenses	6,327 90
Grand total	\$127,843 17
Percentage of operating expenses to receipts	118.42
Mileage upon which based,	
Recapitulation of expenses, whole line:	
Maintenance of way and structures	\$211,965 00
Maintenance of equipment	203,378 28
Conducting transportation	613,089 25
General expenses	33,717 97
Grand total	\$1,062,150 50
Percentage of operating expenses to receipts	67.80
Based upon 231.30 miles.	

RENTS PAID FOR LEASE OF OTHER PROPERTY.

Miscellaneous (entire line)	\$15,839 60
-----------------------------------	-------------

COMPARATIVE GENERAL BALANCE SHEET.

June 30, 1901.	ASSETS.	June 30, 1902.	Year ending June 30, 1902	
			Increase.	Decrease.
Total.		Total.		
\$10,748,480 63	Cost of road	\$10,988,266 32	\$239,785 69
40,000 00	Stocks owned	40,000 00	
11,106 05	Cash and current assets....	8,939 79		\$2,166 26
\$10,799,586 18	Grand total	\$11,037,206 11	\$237,619 43
June 30, 1900.	LIABILITIES.	June 30, 1902.	Year ending June 30, 1902.	
Total.			Total.	Increase.
\$50,000 00	Capital stock	\$50,000 00	
6,870,000 00	Funded debt	6,870,000 00	
3,879,586 68	Current liabilities	4,117,206 11	\$237,619 43
\$10,799,586 68	Grand total	\$11,037,206 11	\$237,619 43

Chicago, Madison & Northern Railroad.

IMPORTANT CHANGES DURING THE YEAR.

There were no changes of any kind in the way of extensions or decrease or line abandoned or important physical changes during the year. No new bonds issued or important financial changes in the securities of the company.

CONTRACTS, AGREEMENTS, ETC.

The express business is handled by the American Express company, they paying a special sum for specified privileges and extra for extra facilities.

The rate of compensation for carrying the United States mails is fixed by the postoffice department, and is based upon the weight of mail carried. This weight is taken every four years.

The Western Union Telegraph company handles telegraph business along the lines of this road under agreement dated November 30, 1899. The telegraph company furnishes necessary material, and the railroad company one-half the labor, railroad business being transmitted free.

SECURITY OR FUNDED DEBT.

First mortgage, \$4,370,000.00, or \$19,412.73 per mile on the 230.31 miles. This mortgage does not include any portion of the tracks or right of way or other property acquired or to be acquired in the city of Chicago for the continuation of said railroad east of Crawford avenue. Nor does it include any part of blocks 4, 5 and 6 in the Johnson and Bennet's addition to the city of Freeport in the county of Stephenson and state of Illinois, nor any parts of lots 2, 3, 10 and 11 in said city of Freeport, nor any rolling-stock, engines or cars.

The debenture bonds for \$2,500,000 issued to cover in part advances made by Illinois Central Railroad company during construction of this road are not secured.

Chicago, Madison & Northern Railroad.

EMPLOYEES AND SALARIES—WISCONSIN.

Class.	Number.	Days worked.	Yearly pay.	Average daily
Station agents	15	5,300	\$8,820 00	\$1 66
Other station men	2	720	900 00	1 25
Enginemen	5	1,814	6,734 88	3 71
Firemen	5	1,821	3,927 61	2 16
Conductors	7	1,707	5,719 23	3 35
Other trainmen	13	2,610	5,561 25	2 13
Carpenters	11	2,645	5,637 00	2 15
All shopmen	4	1,004	1,887 42	1 88
Section foremen	13	3,828	6,240 00	1 63
Other trackmen	52	11,854	15,647 39	1 32
Telegraph operators, etc.	2	1,576	2,916 00	1 85
All other employees, etc.	11	3,799	8,674 55	2 28
Total	140	38,678	\$72,715 63	\$1 88
Distribution of above:				
General administration	1	313	\$1,200 00	\$3 83
Maintenance of way and structures..	78	21,091	32,493 95	1 54
Maintenance of equipment	4	1,004	1,837 72	1 88
Conducting transportation	57	16,270	37,133 96	2 28
Total	140	38,678	\$72,715 63	\$1 88

EMPLOYEES AND SALARIES—WHOLE LINE.

Class.	Number.	Total no. of days worked	Total yearly compensation.	Average daily compensation.
General administration	20	5,816	\$29,012 71	\$4 99
Maintenance of way and structure	405	123,703	189,218 12	1 53
Maintenance of equipment	76	23,205	44,246 17	1 91
Conducting transportation	496	153,852	320,405 23	2 08
Total, including general officers.....	997	306,576	\$582,882 23	\$1 90
Less general officers	9	2,333	23,556 26	10 10
Total, excluding general officers....	998	304,243	\$559,325 97	\$1 84

Chicago, Madison & Northern Railroad.

PASSENGER AND FREIGHT, AND TRAIN MILEAGE.

Item.	Tonnage, number passengers, number trains, mile- age, number cars.	Revenue and rates.
Passenger Traffic:		
Number of passengers carried earning revenue.....	646,616
Number of passengers carried one mile	16,815,570
Average distance carried, miles	26.01
Total passenger revenue		\$338,062 71
Average amount received from each passenger..		52.582
Average receipts per passenger per mile.....		2.010
Total passenger earnings		518,697 57
Passenger earnings per mile of road		2,242 53
Passenger earnings per train mile		90.335
Freight traffic:		
Number of tons carried of freight earning rev..	1,013,965
Number of tons carried one mile	93,637,978
Average distance haul of one ton, miles.....	92.35
Total freight revenue		\$991,704 30
Average amount received for each ton of frt....		97.805
Average receipts per ton per mile		1.059
Total freight earnings		993,683 80
Freight earnings per mile of road		4,296 08
Freight earnings per train mile		1 49.203
Passenger and Freight:		
Passenger and freight revenue		1,329,767 01
Passenger and freight revenue per mile of road..		5,749 10
Passenger and freight earnings		1,512,381 37
Passenger and freight earnings per mile of road		6,538 61
Gross earnings from operation		1,566,577 83
Gross earnings from operation per mile of road..		6,772 93
Expenses		1,062,150 50
Expenses per mile of road		4,592 09
Income from operation		504,427 33
Income from operation per mile of road.....		2,180 84
Train Mileage:		
Miles run by passenger trains	574,192
Miles run by freight trains	665,994
Total mileage trains earning revenue.....	1,240,186
Miles run by switching trains	228,873
Miles run by construction and other trains.....	32,788
Grand total train mileage	1,501,847
Mileage of loaded freight cars—north or east....	5,454,555
Mileage of loaded freight cars—south or west....	4,462,176
Mileage of empty freight cars—north or east	830,501
Mileage of empty freight cars—south or west....	2,345,234
Average number of freight cars in train	19.66
Average number of loaded cars in train	14.89
Average number of empty cars in train	4.77
Average number of tons of freight in train	140.60
Average number of tons of freight in each load- ed car	9.44

Mileage upon which based, 231.30.

Chicago, Madison & Northern Railroad.

PASSENGER AND FREIGHT, AND TRAIN MILEAGE—WISCONSIN.

Item.	Tonnage, number pas- sengers, num- ber trains, mileage, num- ber cars.	Revenue and rates.
Passenger Traffic:		
Number of passengers carried earning revenue.....	79,065
Number of passengers carried one mile	1,475,715
Average distance carried, miles	18.66
Total passenger revenue		34,270 45
Average amount received from each passenger.....		43.345
Average receipts per passenger per mile		2.322
Total passenger earnings		47,645 26
Passenger earnings per mile of road		521 80
Passenger earnings per train mile		79.610
Freight traffic:		
Number of tons carried of freight earning rev... ..	126,425
Number of tons carried one mile	3,789,257
Average distance haul of one ton, miles.....	29.97
Total freight revenue		\$60,164 99
Average amount received for each ton of freight		47.589
Average receipts per ton per mile		1.588
Total freight earnings		60,164 99
Freight earnings per mile of road		658 91
Freight earnings per train mile		66.333
Passenger and Freight:		
Passenger and freight revenue		\$94,435 44
Passenger and freight revenue per mile of road.....		1,034 33
Passenger and freight earnings		107,810 25
Passenger and freight earnings per mile of road.....		1,180 71
Gross earnings from operation		107,960 25
Gross earnings from operation per mile of road.....		1,182 35
Expenses		127,848 17
Expenses per mile of road		1,400 16
Deficit from operation		19,887 92
Deficit from operation per mile of road		217 87
Train Mileage:		
Miles run by passenger trains	59,848
Miles run by freight trains	90,701
Total mileage trains earning revenue	150,549
Miles run by switching trains	5,160
Miles run by construction and other trains	2,202
Grand total train mileage	157,911
Mileage of loaded freight cars—north or east	316,697
Mileage of loaded freight cars—south or west	273,054
Mileage of empty freight cars—north or east	112,724
Mileage of empty freight cars—south or west	112,617
Average number of freight cars intrain	8.99
Average number of loaded cars in train	6.50
Average number of empty cars in train	2.49
Average number of tons of freight in train	41.78
Average number of tons of freight in each load- ed car	6.43

Mileage upon which based, 91.31.

Chicago, Madison & Northern Railroad.

FREIGHT TRAFFIC MOVEMENT—WISCONSIN.

(Company's material excluded.)

	Originat- ing in Wisconsin. Whole tons	Originat- ing outside Wisconsin. Whole tons	Whole tons.	Per cent.
Products of agriculture:				
Grain	426	2,287	2,713	2.15
Flour	15	3,695	3,710	2.93
Other mill products	11	2,114	2,225	1.68
Tobacco	72	1,122	72	.06
Fruits and vegetables	3	1,222	1,225	.97
Products of animals:				
Live stock	14,563	212	14,775	11.69
Other packing house products		18	18	.01
Poultry, fish and game		36	36	.03
Wool	66	8	74	.06
Hides and leather		70	70	.05
Products of mines:				
Anthracite coal		4,341	4,341	3.43
Bituminous coal		21,826	21,826	17.27
Coke		45	45	.03
Ores	301		301	.24
Stone, sand, etc.	697	732	1,429	1.13
Products of the forest:				
Lumber	4,327	27,907	32,234	25.49
Manufactures:				
Petroleum and other oils	36	548	584	.46
Sugar	19	461	480	.38
Iron pig and bloom		26	26	.02
Iron and steel rails		65	65	.05
Other castings and machinery	258	1,531	1,789	1.42
Bar and sheet metal	56	533	589	.47
Cement, brick and lime	254	1,594	1,948	1.54
Agricultural implements	198	767	965	.76
Wagons, carriages, tools, etc.	20	408	428	.34
Wines, liquors and beers		327	327	.26
Household goods and furniture	136	278	414	.33
Merchandise	5,081	9,920	15,051	11.91
Miscellaneous	13,674	4,136	17,810	14.08
Total tonnage	40,313	86,112	126,425	100.00

Chicago, Madison & Northern Railroad.

FREIGHT TRAFFIC MOVEMENT—WHOLE LINE.

	On road, whole tons	Received from other carriers. Whole tons	Whole tons.	Per cent.
Products of agriculture:				
Grain	20,071	141,675	161,746	15.95
Flour	192	38,408	38,600	3.81
Hay	5,792	12,572	18,364	1.81
Tobacco	71	84	155	.38
Cotton		13	13	
Fruit and vegetables	2,346	26,583	28,884	2.85
Products of animals:				
Live stock	23,818	126,995	150,813	14.87
Packing house products	593	32,367	32,960	3.25
Poultry, game and fish	197	4,334	4,531	.45
Wool	211	2,691	2,902	.29
Hides and leather	308	1,513	1,821	.18
Products of mines:				
Anthracite coal		45,974	45,974	4.51
Bituminous coal		149,151	149,151	14.71
Coke	552	3,779	4,131	.41
Ores	301	2,986	3,287	.32
Stone, sand, etc.	10,535	8,325	18,860	1.86
Products of the forest:				
Lumber	11,921	59,466	71,387	7.04
Manufactures:				
Petroleum and other oils	15,312	2,055	17,367	1.71
Sugar	2,787	697	3,484	.34
Naval stores	575	201	776	.08
Iron pig and bloom		3,824	3,824	.38
Iron and steel rails	4,023	2,571	6,594	.65
Other castings and machinery	8,197	7,645	15,842	1.56
Bar and sheet metal	4,359	14,012	18,371	1.81
Cement, brick and lime	5,328	10,792	14,120	1.39
Agricultural implements	4,725	1,608	6,333	.62
Wagons, carriages, tools, etc.	530	2,809	3,339	.33
Wines, liquors and beers	812	2,545	3,359	.33
Household goods and furniture	3,085	1,572	4,657	.46
Merchandise	68,018	32,534	100,552	9.92
Miscellaneous:				
Other items	30,121	47,979	78,100	7.71
Total tonnage	223,129	790,836	1,013,965	100.00

Chicago, Madison & Northern Railroad.

EQUIPMENT.

The Chicago, Madison and Northern Railroad company own no equipment. The Illinois Central Railroad company, the lessee of its lines, furnishes all the equipment for operating the road.

MILEAGE—WISCONSIN.

Main line, branches and spurs	91.31
Tracks, yards and sidings	11.68
Total	102.99

MILEAGE—WHOLE LINE.

Main line single track	231.30
Main line second track	6.58
Main line yards, track and sidings	73.83
Total	311.77

MILES OF LINE.

Illinois	139.99
Wisconsin	91.31
Total	231.30

RENEWALS OF RAILS AND TIES—WISCONSIN.

No new rails were laid during the year ending June 30, 1902; 39,222 oak ties were laid during the year at an average cost of 33 cents per tie.

CONSUMPTION OF FUEL BY LOCOMOTIVES.

	Soft coal, tons.	Wood, cords.	Total.	Miles run	Average pounds per mile.
Passenger	22,618	16	262,867	59,848	87.84
Freight	4,102	26	411,923	90,701	90.83
Switching	265	11	27,233	5,160	105.55
Construction	102	2	10,333	2,202	93.85
Total	27,087	55	712,366	157,911	90.22

Average cost of bituminous coal at point of distribution was \$1.17 per ton, and wood cost \$1.84 per cord. The whole line

Chicago, Madison & Northern Railroad.

used a total of 92,968 tons of fuel, the average per mile consumed by locomotives, 123.80 pounds, at same cost as above.

ACCIDENTS TO PERSONS—WISCONSIN.

There were no accidents during the year to either employees or passengers or others on the whole line. However, there were six trainmen killed and six injured, one switchman killed and one injured, and two other employees injured. There were also six passengers killed and eight injured in a collision; also four trespassers and one not a trespasser were killed.

CHARACTERISTICS OF ROAD—WISCONSIN.

From the Illinois state line to Madison, 45.11 miles, there are 51 curves; the aggregate length of curved line is 13.84 miles, length of straight line is 31.77 miles, length of level line is 10.86 miles. There are 18 ascending grades, with 640 feet as the sum of ascents. The aggregate length of ascending grades is 19.21 miles. The descending grades number 12, and the sum of descents is 607 feet, and the aggregate length of descending grades is 15.04 miles. From the state line to Dodgeville is 46.20 miles. There are 81 curves, with an aggregate length of 15.60 miles. There are 30.60 miles of straight line, 14.28 miles of level line; 30 ascending grades, 580 feet as the sum of ascents on 23.24 miles of ascending grade; 26 descending grades, with 180 feet as the sum of descents, i. e., 8.68 miles as the aggregate length of descending grade.

BRIDGES, TRESTLES, TERMINALS, ETC.—WISCONSIN.

There are 13 iron bridges with an aggregate length of 1,552 feet, a minimum length of 24 feet, and a maximum length of 246 feet; 6 combination bridges with an aggregate length of

Chicago, Madison & Northern Railroad.

500 feet, minimum length 80 feet, and maximum length 100 feet; 181 trestles, aggregate length 13,641, minimum 7 and maximum 480 feet; 1 tunnel 1,214 feet long; 6 overhead crossings, 18 feet over the rail; 1 overhead railway crossing 19 feet above the surface of the rail. The gauge of the entire track is 4 feet 8½ inches.

TELEGRAPH.

The Western Union owns and operates 91.31 miles of wire, and the same amount of wire on the right of way of this company.

Chippewa River & Menomonie Railway Co.

CHIPPEWA RIVER AND MENOMONIE RAILWAY
COMPANY.

This company was organized October 1st, 1883, under section 1820, revised statutes, Wisconsin.

The office of the company is located at Chippewa Falls, Wis.

The officers of the company are:

F. Weyerhauser, President.

O. H. Ingram, Vice President.

Wm. Irvine, Secretary.

M. G. Norton, Treasurer.

Wm. Irvine, General Manager.

John Dunlavey, Superintendent.

The property operated and owned by the company consists of 35.75 miles of Standard Gauge track, commencing at Appolonia, a station on the "Soo" line in Gates county running north into Sawyer county. The operating department is located at Appolonia.

CAPITAL STOCK.

The company has an authorized capital stock of \$1,500,000.00, shares \$100.00 each, none of which stock has been issued.

The road is used by lumber company for hauling logs and is perhaps only temporary.

It has no funded or bonded debt and has current liabilities of \$12,338.62. The permanent improvements for the year amounted to \$8,120.60; equipment account is credited \$1,000.

COST OF ROAD.

The grand total cost of road and equipment up to June 30, 1902, is given as \$291,722.67, or \$8,160.07 per mile, being construction \$245,923.30 and equipment \$45,799.37.

Chippewa River & Menomonie Railway Co.

INCOME ACCOUNT.

Gross earnings from operation	\$53,878 95
Less operating expenses	50,982 36
Income from operation	\$2,896 57
Deduction from income taxes	178 75
Surplus and net income	\$2,717 82

EARNINGS FROM OPERATION.

Passenger:	
Passenger revenue	\$1,235 20
Freight:	
Freight revenue	52,643 73
Total passenger and freight revenue	\$53,878 93

OPERATING EXPENSES.

Maintenance of way and structures:	
Repairs of roadway	\$8,921 00
Other expenses	422 70
Total	\$9,343 70
Maintenance of equipment:	
Repairs and renewals of locomotives	\$755 50
Repairs and renewals of freight cars	791 00
Other expenses	630 58
Total	\$2,177 08

CONDUCTING TRANSPORTATION.

Wages of enginemen, firemen and roundhousemen	\$6,375 60
Fuel for locomotives	1,499 73
Other supplies for locomotives	260 50
Wages of other trainmen	651 00
All other train supplies	425 00
Wages of switchmen, flagmen and watchmen	1,188 63
Wages of station agents, clerks and laborers	17,363 40
Loss and damage	250 00
Other expenses	542 41
Total	\$33,566 83

GENERAL EXPENSES.

Salaries of officers	2,100 60
Salaries of clerks	1,116 00
General office expenses and supplies	352 50
Stationery and printing	45 00
Other general expenses	2,291 25
Total	\$,904 75

Chippewa River & Menomonic Railway Co.

RECAPITULATION OF EXPENSES.

Maintenance of way and structures	\$9,343 70
Maintenance of equipment	2,177 08
Conducting transportation	33,556 83
General expenses	5,904 75
Grand total	\$150,982 26

COMPARATIVE GENERAL BALANCE SHEET.

June 30, 1911	ASSETS.	June 30, 1902	Year ending June 30, 1902.	
			Increase.	Decrease.
Total.		Total.		
\$237,763 10	Cost of road	\$245,923 30	\$8,160 20	
46,799 37	Cost of equipment	45,799 37		\$1,000 00
28,675 92	Cash and current assets			28,675 92
\$313,238 39	Grand total	\$291,722 67	\$8,160 20	\$29,675 92
June 30, 1901.	LIABILITIES.	June 30, 1902.	Year ending June 30, 1902	
Total.		Item.	Increase.	Decrease.
\$36,572 16	Current liabilities	12,338 62		\$24,233 54
27,666 23	Profit and loss	279,384 05	2,717 82	
\$313,238 39	Grand total	\$291,722 67	\$8,160 20	\$29,675 92

The company built $2\frac{3}{4}$ miles during the year from section 7, township 37 west, to Bass Lake in section 36, township 38, range 8 west, and abandoned during the year about the same amount from off the main line from section 9, township 37, range 8 to N. W. $\frac{1}{4}$, section 7, township 37, range 8.

Chippewa River & Menomonie Railway Co.

EMPLOYEES AND SALARIES.

Class.	Number.	Days worked.	Yearly pay.	Average daily pay.
General officers	2	626	\$2,100 00	\$3.35
General office clerk	2	620	1,116 00	1 80
Enginemen	3	895	2,685 00	3 00
Firemen	3	282	1,587 60	1 80
Conductors	3	728	1,452 00	2 00
Other trainmen	4	744	1,302 00	1 75
Machinist	1	295	1,032 50	3.50
Carpenters	1	140	350 00	2 50
Other shopmen	1	82	164 00	2 00
Section foremen	2	854	1,608 00	1 88
Other trackmen	12	4,063	7,313 00	1 80
Switchmen, flagmen, etc.	4	966	1,188 69	1 23
All other employees	5	8,904	17,363 40	1 95
Total, including general officers	68	19,797	\$39,263 19	\$1 98
Less general officers	2	626	2,100 00	3 35
Total, excluding general officers	66	19,171	\$37,162 19	\$1 94
Distribution of above:				
General administration	4	1,246	\$3,216 00	\$2 58
Maintenance of way and structures...	14	4,917	8,921 00	1 81
Maintenance of equipment	3	517	1,546 50	2 99
Conducting transportation	47	13,117	25,578 69	1 95
Total, including general officers..	68	19,797	\$39,262 19	\$1 98

PASSENGER AND FREIGHT AND TRAIN MILEAGE.

Passenger:	
Number of passengers carried earning revenue	1,544
Number of passengers carried one mile	38,600
Average distance carried, miles25
Total passenger revenue	\$1,235 20
Average amount received from each passenger	80
Average receipts per passenger per mile03200
Estimated cost of carrying passenger one mile.....	.02854
Total passenger earnings	1,235 20
Passenger earnings per mile of road	34 55
Passenger earnings per train mile03972
Freight traffic:	
Number of tons of freight earning revenue	194,500
Number of tons carried one mile	2,723,000
Average distance haul one ton	14
Total freight revenue	\$52,643 73
Average amount received for each ton27066
Average receipts per ton per mile01933
Estimated cost of carrying one ton one mile01827
Total freight earnings	52,643 73
Freight earnings per mile of road	1,472 55
Freight earnings per train mile	1,692 73
Passenger and freight revenue	\$53,878 93
Passenger and freight revenue per mile of road	1,507 10
Gross earnings from operation	53,878 93
Expenses	50,982 36
Expenses per mile of road	1,426 08
Income from operation	2,717 82
Income from operation per mile of road	76 02

Chippewa River & Menomonie Railway Co.

Miles run by freight trains	31,100
Miles run by switching engine	3,900
Grand total mileage	35,000
Mileage of loaded freight cars north	15,550
Mileage of empty cars south	15,550
Average number of cars in train	10
Average number of loaded cars in train	10
Average number of empty cars in train	10
Average number of tons of freight in train	175
Average number of tons of freight in each car	17½

The freight traffic movement consists of 193,000 tons of lumber and logs, or .9923 balance merchandise.

EQUIPMENT.

Three locomotives, one combination passenger car, two flat cars, seventy-four logging cars, two derrick cars and two cabooses.

FUEL.

1,530 tons of bituminous coal was used at an average cost of \$4.25 per ton at point of distribution. Miles run by locomotives, 3,500, making average pounds consumed per mile, 87.43.

ACCIDENTS.

One brakeman was killed by the breaking of the binding chain on logging car.

TRESTLES.

There are 53 trestles on the line, with an aggregate length of 10,120 feet; minimum length, 32 feet, maximum length, 1,500 feet.

TELEGRAPH.

No telegraph line on the road.

Drummond & Southwestern Railway Co.

DRUMMOND AND SOUTHWESTERN RAILWAY COMPANY.

Is a logging railway, organized under the laws of Wisconsin.
The directors are:

F. A. Gilchrist, Alpena, Mich.
Frank H. Drummond, Drummond, Wis.
John S. Owen, Eau Claire, Wis.
A. J. Rust, Chicago, Ill.
A. H. Rust, Boston, Mass.

The last meeting of the stockholders for election of directors was held June 4, 1902.

The general offices of the company are located at Drummond, Wis., a station on the C., St. M., M. & O. R. R.

OFFICERS.

President—F. W. Gilchrist, Alpena, Mich.
Vice President—A. J. Rust, Chicago, Ill.
Secretary and Treasurer—Frank H. Drummond, Drummond, Wis.
General Manager—Frank H. Drummond, Drummond, Wis.

PROPERTY OPERATED.

Southwestern Division, Drummond to Sec. 9, Iowa, 44 R. S W., 9.25 miles.

Nemakogan Division, connects with Southwestern division, Sec. 11, 48 W., to a point on Nemakogan river, Sec. 26, 43, 8 S. W., 9.22 miles.

Pegloi Lake Division, Sec. 32, 45-7 to 35, 46, 3.25 miles.
Total, 21.72.

CAPITAL STOCK.

There have been 100 shares of common stock authorized at a par value of \$100.00, all of which is outstanding.

Drummond & Southwestern Railway Co.

FUNDED DEBT.

First mortgage 6 per cent. bonds, dated November 2, 1891, due November 2, 1921, for the aggregate amount of \$50,000, have been issued and are outstanding, upon which interest amounting to \$3,000 was paid during the year.

The current liabilities balance accrued to and including June 30, 1902, amount to \$115,332.15.

COST OF ROAD AND EQUIPMENT.

The cost of road and equipment June 30, 1902, was as follows:

Total construction	\$125,988 95
Total equipment	44,291 90
Total construction and equipment	\$170,280 85

INCOME ACCOUNT.

Gross earnings from operation	18,266 06
Less operating expenses	17,140 15
Income from operations	\$1,125 91
Deduction from income:	
Interest on funded debt	\$3,000 00
Deficit	\$1,874 09
Deficit to June 30, 1901	2,881 65
Deficit June 30, 1902	\$4,755 74

EARNINGS FROM OPERATION.

Freight revenue	\$18,266 06
-----------------------	-------------

No passenger, freight, or express business is done on the line. The lumber company who are proprietors of the road assume and pay all liabilities against the railroad company.

EMPLOYEES AND SALARIES.

There are 32 men in the employ of the road. The average wages paid are \$1.65.

The traffic is nearly all logs, lumber, poles and bark.

The fuel consumed by locomotives consisted of 1,033 tons of bituminous coal at a cost of \$3.15, and 200 cords of soft wood at a cost of \$2.00.

One trainman was injured during the year.

Duluth, South Shore & Atlantic Railway.

DULUTH, SOUTH SHORE & ATLANTIC RAILWAY.

June 30, 1902.

This company was organized December 22, 1886, under the laws of the states of Michigan and Wisconsin. The constituent companies from which this company has been formed were as follows:

- A. Sault Ste. Marie and Marquette R. R. company.
- B. Mackinaw and Marquette Railroad company.
- C. Wisconsin, Sault Ste. Marie and Mackinaw R. R. company.
- D. Duluth, Superior and Michigan Railway Co.

The three companies first named (A, B, and C) organized and existing under an act of the legislature of the state of Michigan. The last named (D) company is a corporation organized and existing under the laws of the state of Wisconsin.

The above named companies were consolidated with the D., S. S. & A. Ry. company, December 22, 1886, by agreement, and under the general laws of the states of Wisconsin and Michigan.

NAMES OF DIRECTORS.

General Samuel Thomas, New York, N. Y.
Sir Wm. C. Van Horne, Montreal, Quebec.
Sir Thos. Shaughnessy, Montreal, Quebec.
Rt. Hon. Lord Stralchona and Mount Royal, London, England.
John W. Sterling, New York, N. Y.
Thos. W. Pearsall, New York, N. Y.
R. Y. Hibden, New York, N. Y.
Geo. H. Church, New York, N. Y.
Jas. O. Bloss, New York, N. Y.
Wm. F. Fitch, Marquette, Mich.

There were 4,554 stockholders at the last meeting, September 19, 1901.

The general offices and also the operating office are located at Marquette, Mich.

Duluth, South Shore & Atlantic Railway.

OFFICERS.

President—General Samuel Thomas, New York, N. Y.
 Vice President—Sir Thos. Shaughnessy, Montreal, Quebec.
 Second Vice President and Gen'l Manager—Wm. F. Fitch, Marquette, Mich.
 Secretary and Asst. Treas.—Geo. H. Church, New York, N. Y.
 Treasurer—E. W. Allen, Marquette, Mich.
 Chief Engineer—E. J. Payne, Marquette, Mich.
 General Attorney—A. B. Eldridge, Marquette, Mich.
 Attorney—A. E. Miller, Marquette, Mich.
 Auditor—A. E. Delf, Marquette, Mich.
 General Freight Agent—W. W. Walker, Duluth, Minn.
 General Passenger Agent—Geo. H. Hibbard, Marquette, Mich.
 General Superintendent—C. E. Lytle, Marquette, Mich.
 Asst. Superintendent—A. M. Sutherland, Thomaston, Mich.
 Asst. Supt.—T. M. Smith, Marquette, Mich.
 Land Commissioner—E. W. McPherran, Marquette, Mich.

PROPERTY OPERATED.

The property of this company consists of 574.73 miles, main lines and spurs, located in Michigan, Wisconsin and Minnesota, of which 111.3 miles are in Wisconsin. Of the line in Wisconsin, 106.53 are main track, 153 are branches, and 3.35 miles are operated under trackage rights.

CAPITAL STOCK.

	Number authorized.	Par value.	Total amount outstanding.
Common	\$120,000	\$100 00	\$12,000,000 00
Preferred	100,000	100 00	10,000,000 00
Total	\$220,000		\$22,000,000 00

The total issue of stock and issue of first mortgage bonds was delivered to D., S. S. & A. syndicate for 333 1-3 miles of completed road.

FUNDED DEBT.

First mortgage bonds dated January 1, 1887, due January 1, 1937, to the amount of \$4,000,000, drawing interest at 5 per cent., were issued in payment of 333 1-3 miles of completed road upon which the company paid during the year the accrued interest amounting to \$190,800. First consols to the

Duluth, South Shore & Atlantic Railway.

amount of \$20,000,000 were authorized July 17, 1890, due August 1, 1990, of which \$15,107,000 have been issued, upon which \$12,552,000 has been realized by the company. These consols draw 4 per cent. interest, and the company paid interest on these consols the past year amounting to \$604,280. There are outstanding of the M., H. & O. R. R. \$1,077,000 6 per cent. mortgage bonds, upon which the company paid during the year, \$64,620.

Income certificate of date December 31, 1902, to the extent of \$3,000,000, drawing 4 per cent., were issued and accepted at par on above date by holders of an equal amount of unfunded debt; these certificates are due December 31, 1912. No interest was paid on these during the year, nor did any accrue.

EQUIPMENT TRUST OBLIGATIONS.

Car trust notes, second series, were issued by the Victoria Rolling Stock company of Ontario, February 6, 1894, for the term of 9 years and 10 months, payable in 20 payments, on account of 200 box cars. First payment was made on these notes June 1, 1894.

Car trust notes, third series, were issued to the Victoria Rolling Stock company of Ontario, October 2, 1895, running 10 years, in 20 payments, 200 box cars. First payment, April 1, 1869.

Car trust notes, fifth series, to Canadian Pacific Railway, April 2, 1896, for the term of 10 years, 20 payments covering 750 box cars and 500 ore cars, upon which the first payment was made October 1, 1896.

Car trust notes, sixth series, to Northern Trust company, issued June 1, 1899, for the term of five years, in 60 payments covering 400 ore cars upon which the first payment was made July 1, 1899. The amount of cash paid on the delivery of above equipment was \$74,480; the deferred payments amounted to \$602,255.99, of which there was outstanding, June 30, 1902, \$346,566.08. These notes draw no interest.

Duluth, South Shore & Atlantic Railway.

RECAPITULATION OF FUNDED DEBT.

Account.	Amount issued.	Amount outstanding.	Interest paid during the year.
Mortgage bonds	\$20,507,000 00	\$20,000,000 00	\$859,700 00
Miscellaneous obligations	602,255 59	344,566 08
Income bonds	3,000,000 00	3,000,000 00
Total	\$24,109,255 99	\$23,346,566 08	\$859,700 00

CURRENT ASSETS AND LIABILITIES.

Cash and current assets available for payment of current liabilities:

Cash	\$69,920 88
Bills receivable	113 85
Due from agents	67,856 85
Net traffic balances due from other companies.....	27,096 70
Due from solvent companies, etc.	213,671 75
Balance current liabilities	2,546,329 64
Total	\$2,924,989 67

Current liabilities accrued to and including June 30, 1902:	
Loans and bills payable	\$2,257,275 18
Audited vouchers and accounts	521,937 89
Wages and salaries	145,776 60
Total	\$2,935,989 67

Material and supplies on hand	\$198,013 48
-------------------------------------	--------------

RECAPITULATION.

Account.	Total amount outstanding.	Amount per mile of road	
		Miles.	Amount.
Capital stock	\$22,000,000 00	565.14	38,928
Bonds	23,000,000 00	565.14	40,698
Equipment trust obligations	346,566 08	565.14	613
Current liabilities	2,546,329 64	565.14	4,506
Total	\$47,892,895 72	565.14	84,745

PERMANENT IMPROVEMENTS FOR THE YEAR.

For construction, total	\$81,442 22
For equipment, total	117,850 72
Total	\$199,292 94

The above amounts do not included \$4,556.25 included in "operating expenses," credits; property and material sold, \$50,535.70.

Duluth, South Shore & Atlantic Railway.

COST OF ROAD AND EQUIPMENT.

	June 30, 1892,	Cost per mile.
Construction:		
Right of way	\$193,968 06	\$343 22
Other real estate	64,133 38	113 48
Fences	62,734 06	111 00
Grading bridge and culverts	803,246 07	1,421 32
Bridges and trestles	151,226 02	267 59
Rails	203,020 85	359 24
Ties	53,587 57	94 82
Other superstructure	65,893 85	116 59
Buildings, furniture and fixtures	311,567 31	551 31
Shop machinery and tools	25,586 63	45 27
Engineering expenses	72,172 46	127 71
Interest during construction	359,495 54	636 17
Discount on securities sold refunding debt.....	4,854,696 21	8,590 25
Telegraph line	18,617 90	32 94
Wharfing, etc.	161,353 55	285 51
Sidings and yard extensions	451,140 80	793 28
Terminal facilities and elevators	36,944 41	65 37
Road built by contract	275,108 75	486 79
Purchase of constructed road	34,252,476 48	60,575 44
Other items	260,775 35	461 43
Total construction	\$42,657,745 19	\$75,481 73
Equipment:		
Locomotives	\$526,641 24	\$931 92
Passenger cars	207,001 18	366 30
Sleeping, parlor and dining cars	77,747 94	137 57
Baggage, express and postal cars	44,527 51	78 79
Freight cars	1,840,156 12	3,256 11
Other cars of all classes	30,552 28	54 06
Total equipment	\$2,726,656 47	\$4,824 75
Grand total construction and equipment..	\$45,384,401 66	\$80,306 48

INCOME ACCOUNT—WISCONSIN.

Gross earnings from operation	\$321,470 89
Less operating expenses	268,973 06
	\$52,497 83
Miscellaneous income	19 000
Total income	\$52,516 83
Deductions from income:	
Interest on funded debt	\$154,521 20
Taxes	17,553 15
	\$172,074 35
Deficit	\$119,557 52
Deficit from operations for the year	\$119,557 52
Deficit June 30, 1901	1,001,867 06
Deficit June 30, 1902	1,121,424 57

Duluth, South Shore & Atlantic Railway.

INCOME ACCOUNT (whole line).

Gross earnings from operation	\$2,690,819 36
Less operating expenses	1,688,818 38
Income from operation	1,688,818 38
Income from operation	\$1,002,000 98
Miscellaneous income	6,285 22
Total income	\$1,008,286 20
Deductions from income:	
Interest on funded debt	\$859,700 00
Other deductions	128,008 92
Total deductions	987,708 92
Net income	\$20,557 28
Decit June 30, 1901	\$1,956,893 35
Deductions for the year	250 00
Deficit on June 30, 1902	1,936,566 07

EARNINGS FROM OPERATION.

(Wisconsin, 111.23 miles.)

Passenger:	
Passenger revenue	\$114,684 45
Tickets redeemed	223 91
Total passenger revenue	\$114,460 54
Mail	8,112 12
Express	4,864 33
Extra baggage and storage	794 49
Other items	650 39
Total passenger earnings	\$128,881 87
Freight:	
Freight revenue	\$186,964 77
Less repayments, overcharge to shippers.....	2,091 06
Total freight revenue	\$184,873 71
Other items	7,139 06
Total freight earnings	\$192,012 77
Total passenger and freight earnings	\$321,470 89

EARNINGS FROM OPERATION.

(Whole Line.)

Passenger:	
Passenger revenue	\$884,780 82
Less tickets redeemed	1,504 12
Total passenger earnings	\$883,276 70
Mail	53,697 07
Express	57,528 09
Extra baggage and storage	12,466 03
Other items	25,409 82
Total passenger earnings	\$1,032,377 72

Duluth, South Shore & Atlantic Railway.

Freight:		
Freight revenue	\$1,587,709 78	
Less overcharge to shippers	10,332 82	
Total freight revenue	\$1,577,376 96	
Other items	15,884 98	
		\$1,593,261 94
Other earnings from operation:		
Telegraph companies	\$1,200 85	
Rentals from tracks, yards and terminals	6,567 23	
Rents not otherwise provided for	2,906 48	
Other sources	54,505 14	
		\$65,179 70
Total gross earnings from operation	\$2,690,819 36	
Mileage upon which based		574.73

STOCKS OWNED.

(Whole Line.)

Name.	Par value.	Valuation.
Mineral Range R. R.	\$393,400 00	\$351,195 00
Lake Superior Ter. & Tr. Ry.	19,907 79	19,907 79
St. Marie N. Depot Co.	37,500 00	58,756 85
Sault Ste Marie Bridge Co.	250 00	250 00
Mackinaw Transfer Co.	21,666 66	237,371 70
Western Express Co.	25,000 00	25,000 00
Duluth Manufacturing Co.	2,387 00	2,387 00
Ropes Gold Mining Co.	3,250 00	260 00
Total	\$503,354 45	\$695,121 34

MISCELLANEOUS INCOME—WISCONSIN.

Rentals of land and buildings not used for renewed purposes.....	\$19 00
------------------------------------------------------------------	---------

RENTALS RECEIVED.

From lease of tracks:		
At Marquette, Mich., from C. & N. W.	\$2,724 37	
At Houghton, Mich., from Mineral Rge. R. R.	3,140 00	
At Ishpeming, Mich., from L. S. & Ish. R. R.	592 86	
At Ishpeming, Mich., from Pitts. & L. Ang. Iron Co.	100 00	
At Marquette, Mich., from J. Puckands & Co.	10 00	
Grand total rentals received	\$6,367 23	

MISCELLANEOUS INCOME.

(Whole Line.)

Rents of buildings and lands at various places not used for railroad purposes	\$5,329 84
Interest	955 38
Total	\$6,285 22

Duluth, South Shore & Atlantic Railway.

OPERATING EXPENSES—WISCONSIN.

Maintenances of way and structure:	
Repairs of roadway	\$50,376 55
Renewal of ties	6,961 79
Repair of bridges and culverts	5,265 23
Repairs of fences and road crossing, etc.....	785 82
Repairs of buildings	3,222 89
Repairs of docks and wharves	2,731 30
Repairs of telegraph	996 24
Other expenses	78
Total	\$70,360 60
Maintenance of equipment:	
Repairs and renewals of locomotives	\$11,629 77
Repairs and renewals of passenger cars	5,932 66
Repairs and renewals of freight cars	13,914 64
Shop machinery, tools, etc.	1,167 55
Other expenses	2,971 86
Total	\$25,616 48
Conducting transportation:	
Wages of enginemen, firemen and roundhousemen.....	\$26,577 31
Fuel of locomotives	34,822 35
Water supply for locomotives	1,484 99
All other supplies for locomotives	1,234 08
Wages of other trainmen	19,296 91
All other train supplies	3,045 85
Wages of switchmen, flagmen and watchmen	7,242 01
Expenses of telegraph and train dispatchers	5,250 52
Wages of station agents, clerks and laborers	20,031 28
Station supplies	1,345 74
Switching charges—balance	669 08
Car mileage—balance	3,347 51
Loss and damage	1,876 59
Barges, ferry boats, etc.	1,202 63
Other expenses	5,466 17
Total	\$132,896 12
General expenses:	
Salary of officers	\$3,738 85
Salaries of clerks	4,824 38
General office expenses and supplies	674 40
Agencies, including salaries and rent.....	2,466 06
Advertising	559 57
Insurance	1,148 84
Rentals for tracks, yards and terminals	12,223 00
Rentals not otherwise provided for	883 67
Legal expenses	731 48
Stationery and printing	2,583 25
Other general expenses	265 87
Total	\$30,099 86

RECAPITULATION OF EXPENSES.

Maintenance of way and structures	\$70,360 60
Maintenance of equipment	25,616 48
Conducting transportation	132,896 12
General expenses	30,099 86
Grand total	\$268,973 06
Percentage of operating expenses to earnings	83.67

Duluth, South Shore & Atlantic Railway.

OPERATING EXPENSES (whole line).

Recapitulation of expenses:	
Maintenances of way and structures	\$450,709 16
Maintenances of equipment	228,148 64
Conducting transportation	851,293 27
General expenses	158,667 31
Grand total	\$1,668,818 38
Percentage of operating expenses to earnings	62.76

RENTALS PAID—WISCONSIN.

Tracks at West Superior, Nor. Pac. Ry.	\$7,339 66
Tracks at West Superior, C., St. P., M. & O. Ry.	3,000 00
Terminals at West Superior, L. S. Ter. & Trf. Ry.	1,883 74
Grand total	\$12,223 40

RENTALS PAID (whole line).

Tracks	\$29,062 15
Terminals	15,093 81
Grand total	\$44,155 96

COMPARATIVE GENERAL BALANCE SHEET.

June 30, 1901.	ASSETS.	June 30, 1902.	Year ending June 30, 1902.	
		Total.	Increase.	Decrease.
\$42,626,338 67	Cost of road	\$42,657,745 19	\$31,406 52	
2,609,305 75	Cost of equipment	2,726,656 47	117,350 72	
666,807 52	Stocks owned	695,121 34	28,313 82	
7,662 68	Other permanent investm'ts	7,662 68		
358,373 92	Cash and current assets.....	378,660 03	20,286 11	
195,708 69	Materials and supplies	198,013 48	2,304 79	
1,956,893 35	Profit and loss	1,936,566 07		\$20,327 28
\$48,421,090 58	Grand total	\$48,600,425 26	\$179,334 68	
June 30, 1901.	LIABILITIES.	June 30, 1902.	Year ending June 30, 1902.	
Total.		Total.	Increase.	Decrease.
\$22,000,000 00	Capital stock	\$22,000,000 00		
23,399,097 81	Funded debt	23,346,566 08		\$52,531 73
2,735,783 80	Current liabilities	2,924,989 67	\$189,206 37	
267,938 33	Accrued interest on funded debt not yet payable	267,938 33		
	Accrued taxes not yet payable	45,000 00	45,000 00	
18,271 14	M. H. & O. lands	15,931 18		2,339 95
\$48,421,090 58	Grand total	\$48,600,425 26	\$179,334 68	

Duluth, South Shore & Atlantic Railway.

The only important changes during the year in road in operation was a change in spurs for traffic by decrease in mileage of 38.

CONTRACTS, AGREEMENTS, ETC.

The Western Express Company operates over the lines and the Railway Co. receives variable amounts per month, based upon the earnings of the Express Co.

The United States mails are carried under the regulations of the post office department.

The company has an agreement with Lake Superior Terminal and Transfer Railway Company of West Superior, Wis., based on a private of the L. S. T. & T. Ry. Co's entire expense between the railway companies using the same. An agreement with the Northern Pacific Ry. Co. for handling the business of this company between West Superior, Wis., and Duluth, Minn., compensation allowed the Northern Pacific being \$5.00 per passenger trains, \$5.00 per loaded freight cars, \$1.00 per empty car, \$1.00 per light engine and 50 cents per ton on all freight handled through N. P. freight house at Duluth, Minn.

An agreement with the C., St. M. & O. Ry. Co. for use of track between McBain Ave. and Stinson Ave., West Superior; compensation, \$250.00 per month.

An agreement with Western Union Telegraph Company for joint use of wires on line of road and percentage of receipts from commercial business.

SECURITY FOR FUNDED DEBT.

First mortgage 5% gold bonds being for \$6,752.00 per mile on the road. First consuls 4% gold bonds on entire road amount to \$26,731.00 per mile. M. H. & O. 6% bonds due 1,925 are on road from Marquette to Winthrop Jet., 17.33 miles and branches 5.58 miles being for \$47,010.00 per mile.

This mortgage includes ten engines and 504 cars. The 4% consuls are further secured by mortgage on S. S. Marie Bridge

Duluth, South Shore & Atlantic Railway.

Co. stock owned by this company. Also its interest in the Lake Superior Terminal and Transfer R. Co. and Mackinaw Transportation Company and Ropes Gold Mining Co. The income certificates outstanding are a mortgage of \$5,308.00 per mile on entire road, or 565.14 miles. These certificates are secured by net income over operating expenses and fixed charges.

The car trust notes are secured by mortgage on cars furnished, 1,150 box cars and 900 ore cars.

EMPLOYEES AND SALARIES—WISCONSIN.

Class.	Number.	Days worked.	Yearly compensation.	Daily compensation.
Station agents	9	2,742	\$6,336 40	\$2 31
Other station men	13	4,322	7,724 05	1 79
Enginemen	10	3,804	14,570 80	3 83
Firemen	10	3,800	8,802 44	2 32
Conductors	9	3,075	10,051 30	3 27
Other trainmen	22	7,573	14,685 13	1 94
Carpenters	7	2,203	5,225 00	2 37
Other shopmen	7	2,536	4,226 19	1 65
Section foremen	21	7,739	12,701 00	1 65
Other trackmen	67	20,702	30,075 35	1 45
Switchmen, flagmen, etc.	1	153	203 25	1 36
Telegraph operators, etc.	12	3,660	6,116 65	1 67
All other employees	7	2,800	4,738 15	1 69
	195	65,129	\$125,490 71	\$1 93
Distribution of above:				
Maintenance of way and structures..	95	30,664	\$48,031 35	\$1 57
Maintenance of equipment	7	2,556	4,226 19	1 65
Conduction transportations	93	31,929	73,233 17	2 29
Total	195	65,129	\$125,490 71	\$1 93
Whole line:				
General administration	78	27,143	\$91,523 94	\$3 50
Maintenance of way and structures..	624	199,260	216,623 00	1 59
Maintenance of equipment	331	107,528	192,655 48	1 79
Conducting transportation	751	269,589	583,793 94	2 17
Total including "general officers"	1,814	603,490	\$1,184,596 36	\$1 97
Less "general officers"	17	5,183	44,900 00	10 29
Total excluding "general officers" ..	1,797	598,307	\$1,139,696 36	\$1 90

Duluth, South Shore & Atlantic Railway.

PASSENGER AND FREIGHT, AND TRAIN MILEAGE—WISCONSIN.

Passenger traffic:	
Number of passengers carried earning revenue	95,422
Number of passengers carried one mile	4,839,694
Average distance carried	51.77
Total passenger revenue	\$114,460 54
Average amount received from each passenger	1.19952
Average receipts per passenger per mile02317
Total passenger earnings	128,881 87
Passenger earnings per mile of road	1.158 70
Passenger earnings per train mile8522
Freight traffic:	
Number of tons of freight earnings revenue	317,132
Number of tons carried one mile	21,849,632
Average distance haul of one ton	68.90
Total freight revenue	184,873 71
Average amount received for each ton of freight58296
Average receipts per ton per mile00846
Total freight earnings	192,012 77
Total freight earnings per mile of road	1.726 27
Freight earnings per train mile	1.05673
Passenger and freight:	
Passenger and freight revenue	\$299,334 25
Passenger and freight revenue per mile	2,691 19
Passenger and freight earnings	320,894 64
Passenger and freight earnings per mile.....	2,884 96
Gross earnings from operation	321,470 89
Gross earnings from operation per mile of road.....	2,890 14
Expenses	268,978 96
Expenses per mile of road	2,418 17
Income from operation	52,497 83
Income from operation per mile of road	471 97
Train mileage:	
Miles run by passenger trains	151,233
Miles run by freight trains	181,705
Total mileage trains earning revenue	322,938
Miles run by construction and other trains.....	4,827
Grand total train mileage	327,265
Mileage of loaded freight cars east	1,438,115
Mileage of loaded freight cars west	535,414
Miles of empty freight cars east	265,433
Mileage of empty freight cars west	1,156,284
Average number of freight cars in train	18.69
Average number of loaded cars in train	10.86
Average number of empty cars in train	7.83
Average number of tons of freight in train	120.25
Average number of tons of freight in each loaded car.....	11.07

Duluth, South Shore & Atlantic Railway.

FREIGHT TRAFFIC MOVEMENT—WISCONSIN.

	Whole tons.	Per cent.
Products of agriculture:		
Grain	24,176	7.62
Flour	28,524	8.93
Other mill products	4,175	1.36
Hay	4,067	1.28
Fruit and vegetables	1,548	.48
Products of animals:		
Live stock	304	.09
Dressed meats	3,505	1.20
Other packing house products	1,140	.44
Poultry, game and fish	181	.04
Wool	2,515	.79
Hides and leather	24	.00
Products of mines:		
Anthracite coal	679	.18
Bituminous coal	1,975	.58
Coke	130	.03
Ores	356	.09
Stone, sand and other like articles	2,564	.79
Copper	13,269	4.18
Products of forest:		
Lumber	109,600	34.60
Logs	37,135	11.71
Other forest products	22,884	7.21
Manufactures:		
Petroleum and other oils	192	.04
Sugar	824	.22
Iron pig and blown	2,181	.65
Iron and steel rails	537	.17
Other castings and machinery	2,454	.77
Bar and sheet metal	1,058	.43
Cement, brick and lime	15,226	4.80
Agricultural implements	366	.09
Wagons, carriages, tools, etc.	3,487	1.19
Wines, liquors and beers	873	.23
Household goods and furniture	600	.17
Merchandise	30,583	9.62
Total tonnage	317,132	100.00

Duluth, South Shore & Atlantic Railway.

The tonnage of the whole line was 2,311,464, of which over 50% is products of the iron and copper mines in northern Michigan.

DESCRIPTION OF EQUIPMENT.

The company has 91 locomotives, 58 cars in the passenger service, 2,568 freight cars, 170 cars in company's service, 100 cars contributed to fast freight line service. Nearly all equipped with train brakes and automatic couplers.

CONSUMPTION OF FUEL BY LOCOMOTIVES—WISCONSIN.

The Company used during the year 13,522.37 tons of bituminous coal at an average cost at point of distribution of \$2.55 per ton; 206 12-110 cords of soft wood at an average cost of \$1.50 per cord. Average number of pounds of coal consumed per mile was 80.68—whole line, 71.89.

RENEWAL OF RAILS AND TIES (whole line).

2,277.52 tons of 70-pound steel rails at an average price per ton, at an average price per ton at distributing point of 29.91 per ton. The new ties laid during the year as follows:

Cedar	22,301 at	.2162 cents
Hemlock	110,426 at	.1949 cents
Tamarack	35,173 at	.1855 cents
Culls	12,247 at	.0175 cents
Bridge ties	3,233 at	.9122 cents
Switch	5,902 at	.4100 cents
Head blocks	108 at	1.2500 cents
Total	189,390	20.72

ACCIDENTS TO PERSONS—WISCONSIN.

One employee was killed and two injured; also one trespasser was killed,—constituted the accidents in Wisconsin for the year.

Duluth, South Shore & Atlantic Railway.

CHARACTERISTICS OF ROAD.

There are 4 iron and 9 wooden bridges and 48 trestles on the line in this state, also two overhead railway crossings. The height of lowest above surface of the rail is 22 feet.

TELEGRAPH.

112.50 miles of line and 124.10 miles of wire are owned and operated jointly by this company and the Western Union Telegraph Company.

FAST FREIGHT LINE.

The Canadian Pacific Dispatch operates over the line of this road.

Duluth, Superior & Western Terminal Co.

DULUTH, SUPERIOR AND WESTERN TERMINAL COMPANY.

This company was organized July 15, 1897, under the laws of West Virginia. It is a reorganization of the Duluth and Winnipeg Terminal Company, which latter company was also organized under the laws of West Virginia.

OFFICERS.

D. M. Philbin, President, West Superior, Wis.
 J. A. Murphy, Vice President, West Superior, Wis.
 J. H. Gruber, Secretary, Duluth, Minn.
 E. Sawyer, Treasurer, St. Paul, Minn.
 John F. Stevens, Chief Engineer, St. Paul, Minn.
 R. J. Farrington, Auditor, St. Paul, Minn.

The property owned and operated consists of 6.16 miles of standard gauge track from Saunders to the Company's iron ore docks on Allonez Bay in the city of Superior.

CAPITAL STOCK.

There has been 20,000 shares authorized of the par value of \$100.00 each, making \$2,000,000 total par value authorized. Of this stock there has been issued and is outstanding \$1,125,000.00, upon which a dividend of \$500,000.00 was declared during the year.

The manner of payment for capital was as follows:

Issued for cash during the year.....	\$125,000 00
Issued for cash heretofore	750,000 00
Issued for reorganization	250,000 00
Total (11,250 shares)	\$1,125,000 00

FUNDED DEBT.

First mortgage bonds, dated Aug. 13, 1897, due July 1, 1947, for \$500,000.00, at 4% to apply in payment for the property owned by this company, were issued and are outstanding, upon which \$20,000.00 interest was paid during the year.

Duluth, Superior & Western Terminal Co.

CURRENT ASSETS AND LIABILITIES.

Assets:	
Cash	\$8,333 65
Due from solvent companies and individuals	302,140 77
Total	\$310,474 42
Liabilities:	
Audited vouchers and accounts	\$24,894 56
Wages and salaries	13,882 25
Matured interest coupons unpaid	10,000 00
Balance cash assets	261,697 61
Total	\$310,474 42

RECAPITULATION.

Capital stock:	
Apportioned to ore docks and connecting railroads	\$1,125,000 00
Bonds, covering ore docks and railroads.....	500,000 00
Total	\$1,625,000 00

PERMANENT IMPROVEMENTS FOR THE YEAR.

	Total ex- penditures	Credits, property and material sold.	Differences or net ad- ditions to property, etc.
Construction:			
Right of way	\$290 37		\$290 37
Grading and bridge and culvert masonry..	1,035 68		1,035 68
Bridges and trestles	329 91		329 91
Rails	8,086 43		8,086 43
Ties	2,710 25		2,710 25
Ballast	1,436 85		1,436 85
Buildings, furniture and fixtures	1,556 46		1,556 46
Track laying	3,020 01		3,020 01
Engineering expenses	57 32		57 32
Rail fastenings	1,360 53		1,360 53
Frogs, etc.	971 56		971 56
Telegraph line	247 49		247 49
Wharfing, etc.	151,533 35		151,533 35
Interlocking signals		\$44 29	44 29
Fuel and water stations	1,273 18		1,273 18
Total construction	\$173,909 39	\$44 29	\$173,865 10

COST OF ROAD AND EQUIPMENT TO JUNE 30, 1902.

Total for construction	\$1,777,948 40
Total for equipment	20,355 58
Total	\$1,798,303 98

Duluth, Superior & Western Terminal Co.

INCOME ACCOUNT.

Gross earnings from operation		\$786,098 92
Less operating expenses		193,568 15
Income from operation		\$592,530 77
Miscellaneous income		7 52
Total income		\$592,538 29
Deductions from income:		
Interest on funded debt	\$20,000 00	
Taxes	31,531 20	
		51,531 20
Net income		\$541,007 09
Dividend		500,000 00
		\$41,007 09
Surplus June 30, 1901		22,973 63
Surplus June 30, 1902		63,980 72

EARNINGS FROM OPERATION.

Total freight revenue	\$761,089 85
Total switching charges	25,009 02
Total other sources05
Total gross earnings	\$786,098 92

OPERATING EXPENSES.

Maintenance of way and structures:	
Repairs of roadway	\$6,047 17
Renewals of rails	81 94
Renewals of ties	859 37
Repairs of bridges and culverts	1,513 99
Repairs of fences, road-crossings, signs and cattle guards.....	25 18
Repairs of buildings	1,378 84
Repairs of docks and wharves	73,824 04
Repairs of telegraph	255 44
Total	\$83,822 09
Maintenance of equipment:	
Repairs and renewals of locomotives	\$3,717 38
Repairs and renewals of freight cars	428 65
Repairs and renewals of work cars	197 04
Total	\$4,343 07
Conducting transportation:	
Wages of enginemen, firemen and roundhousemen.....	\$8,006 77
Fuel of locomotives	13,069 75
Water supply for locomotives	388 52
Oil, tallow and waste	377 51
All other supplies for locomotives	106 63
All other train supplies	34 17
Wages of switchmen, flagmen and watchmen	12,184 71
Expenses of telegraph, including train dispatchers and operators	841 57
Wages of station agents, clerks and laborers.....	58,794 50
Station supplies	2,597 40
Loss and damage	437 19
Injuries to persons	179 59
Other expenses	144 11
Wrecking	48 83
Hire of equipment	2,197 00
Superintndence	4 35
Total	\$99,352 60.

Duluth, Superior & Western Terminal Co.

General expenses:		
Salaries of expenses		\$1,500 00
Salaries of clerks		853 90
General office expenses and supplies		17 00
Insurance		2,754 97
Legal expenses		20 00
Stationery and printing		194 52
Other general expenses		710 00
Total		<u>\$6,050 39</u>
Recapitulation of expenses:		
Maintenance of way and structures		\$83,822 09
Maintenance of equipment		4,343 07
Conducting transportation		99,352 60
General expenses		6,050 39
Grand total		<u>\$193,568 15</u>
Percentage of operating expenses to earnings		24.62

COMPARATIVE GENERAL BALANCE SHEET.

June 30, 1901.	ASSETS.	June 30, 1901.	Year ending June 30, 1902.	
Total.		Total.	Increase.	Decrease.
\$1,604,083 30	Cost of road and docks.....	\$1,777,948 40	\$173,865 10
20,355 58	Cost of equipment	20,355 58
365,435 21	Cash and current assets.....	310,474 42	\$54,960 79
\$1,989,874 69	Grand total	\$2,108,778 40	\$118,904 31
June 30, 1901.	LIABILITIES.	June 30, 1902.	Year ending June 30, 1902.	
Total.		Total.	Increase.	Decrease.
\$1,000,000 00	Capital stock	\$1,125,000 00	\$125,000 00
500,000 00	Funded debt	500,000 00
223,512 79	Current liabilities	48,776 81	\$174,735 98
13,948 79	Taxes not due	25,341 91	11,393 15
105,000 00	Fund for renewals of ore docks	172,374 95	67,374 95
124,438 88	Advances made for construc- tion purposes	173,303 98	48,865 10
22,973 63	Profit and loss	63,980 72	41,007 09
\$1,989,874 09	Grand total	\$2,108,778 40	\$118,904 31

The capital stock was increased during the year \$125,000.00, stock to that amount having been issued for cash to pay advances made to the Company on account of construction work.

Duluth, Superior & Western Terminal Co.

SECURITY FOR FUNDED DEBT.

First mortgage on .91 miles of road and ore docks in Superior.

EMPLOYEES AND SALARIES.

Class.	Number.	Total days worked.	Total yearly compensation.	Average daily compensation.
General officers	1	365	\$1,500 00	\$4 11
General clerks	1	359	836 85	2 33
Station agents	1	365	1,600 20	4 38
Other station men	79	28,716	60,097 25	2 09
Enginemen	2	752	2,423 10	3 22
Firemen	2	751	1,505 15	2 00
Conductors	3	927	2,555 40	2 76
Other trainmen	4	1,423	3,691 05	2 59
Other shopmen	1	265	528 60	2 00
Section foremen	1	303	515 00	1 70
Other trackmen	6	2,189	3,676 90	1 68
Switchmen, flagmen and watchmen	3	1,062	1,423 55	1 34
Telegraph operators and dispatchers	2	754	1,374 90	1 82
All oother employees and laobers	3	1,098	2,702 15	2 46
Total (including "general officers").	109	39,329	\$84,430 10	2 15
Less "general officers"	1	365	1,500 00	4 11
Total (excluding "general officers")	108	38,964	\$82,930 10	2 15
Distribution of above:				
General administration	2	724	\$2,336 85	\$3 23
Maintenance of way and structures..	7	2,492	4,191 90	1 68
Maintenance of equipment	1	265	528 60	1 99
Conducting transportation	99	35,848	77,372 75	2 16
Total (including "general officers")	109	39,329	\$84,430 10	\$2 15
Less "general officers"	1	365	1,500 00	4 11
Total (excluding "general officers")	108	38,964	\$82,930 10	\$2 13

Duluth, Superior & Western Terminal Co.

Passenger traffic:
None.

Freight traffic:

Number of tons carried of freight earning revenue	3,030,013
Total freight revenue	\$761,089 85
Average amount received for each ton of freight	25118
Total freight earnings	761,089 85
Freight earnings er mile of road	12,355 35

Passenger and freight:

Passenger and freight revenue	761,089 85
Passenger and freight revenue per mile of road	12,355 35
Passenger and freight earnings	761,089 85
Passenger and freight earnings per mile of road	12,355 35
Gross earnings from operation	786,098 92
Total earnings from operation per mile of road	12,761 35
Expenses	193,568 15
Expenses per mile of road	3,142 34
Income from operation	592,530 77
Income from operation per mile of road	9,619 01

Train mileage:

This company performs a terminal business, receiving iron ore in trains from connecting railways and unloading same in ore docks and loading into steamers.

It keeps no record of mileage made by its shifting engines or of the mileage of the foreign cars handled between connections and the ore docks.

NEW TIES LAID DURING THE YEAR.

4,781 new ties were laid during the year at an average price at distributing point of 32.4 cents.

CONSUMPTION OF FUEL BY LOCOMOTIVES.

4,841 tons of bituminous coal were consumed during the year at an average cost of \$2.73 per ton.

BRIDGES, TRESTLES, ETC.

There is one iron bridge 1,087 feet long and one trestle 790 feet long on the line.

TELEGRAPH.

8.32 miles of line and 32.55 miles of wire operated by Western Union Telegraph company and this company.

Dunbar & Wausaukee Railway.

DUNBAR & WAUSAUKEE RAILWAY.

This railway is owned and operated by the Girard Lumber company of Menomonee, Mich.

The Girard Lumber company was organized under the laws of Michigan as a manufacturing company, March 13, 1882.

OFFICERS.

W. C. Culbertson, Girard, Pa., President.
 J. W. Wells, Menomonee, Mich., Vice President.
 J. A. Culbertson, Menomonee, Mich., Treasurer.
 J. L. Wells, General Superintendent, Dunbar, Wis.
 C. I. Wells, Superintendent D. & W. Ry., Dunbar, Wis.

PROPERTY OPERATED.

Line from Gerard Junction in Marinette county where it connects with C., M. & St. P. Ry. to Papple, a distance of 23.50 miles. The company has had from time to time various spurs which were only temporary and are not included in the above mileage.

CAPITAL STOCK.

The capital stock of Girard Lumber company is \$30,000.

COST OF ROAD AND EQUIPMENT.

Construction:	
Total construction June 30, 1901	\$71,033 02
Net additions during year	54,370 48
Total cost June 30, 1902	\$125,403 50
Equipment:	
Total cost to June 30, 1901	\$5,000 00
Net additions during year	1,100 00
Total equipment	\$6,100 00
Grand total cost of construction and equipment	\$131,503 50
Cost per mile	5,595 89

INCOME ACCOUNT.

Gross earnings for operation	\$24,626 17
Less operating expenses	6,170 84
Income from operation	\$18,455 33

Dunbar & Wausaukee Railway.

SURPLUS.

From operation year ending June 30, 1902 \$18,455 33

EARNING FROM OPERATION.

Passenger:		
Passenger revenue		\$970 61
Freight:		
Freight revenue		\$23,655 56
Total passenger and freight earnings		\$24,626 17

OPERATING EXPENSES.

Conducting transportation:		
Wages of enginemen, firemen and roundhouse men		\$3,880 00
Fuel for locomotives		800 00
Wages of other trainmen		1,382 00
Other expenses		158. 84
Total		\$6,170 84

CONTRACTS.

The company has an agreement with the C., M. & St. P. Ry. Co. governing division of earnings on tariff between points on D. & W. Ry. and points on C., M. & St. P. Ry.

EMPLOYES.

Three enginemen, two firemen, one conductor, two other trainmen; eight in all. Total yearly compensation, \$6,048.00.

Eastern Railway Company of Minnesota.

EASTERN RAILWAY COMPANY OF MINNESOTA.

This company was organized August 13, 1887, under the laws of Minnesota and Wisconsin, being a consolidation of the Eastern Railway Company of Minnesota, and the Lake Superior & Southwestern Railway Company. Consolidated January 10, 1888.

The company owns 505.49 miles of railroad in Minnesota and Wisconsin, 34.58 miles of which is in Wisconsin.

LEASED TO GREAT NORTHERN RAILWAY CO.

The mileage owned by this company was leased to the Great Northern Railway Company on May 1, 1902, for a period of ninety-nine years, subject to the following payments:

A. All interest as same shall fall due upon bonds or other obligations now outstanding or upon bonds or obligations that may hereafter be issued by this company.

B. Quarterly on the first days of February, May, August and November of each year a sum equal to one and one-half per centum upon the par value of the capital stock of this company outstanding.

C. All taxes and assessments upon the property, gross earnings and income of this company or for which this company or its property may be liable, levied, assessed or falling due during the term of the lease.

CAPITAL STOCK.

The capital stock is divided into 160,000 shares of \$100.00 each, or \$16,000,000, all of which is outstanding and upon which interest to the amount of \$800,000 was paid during the year.

Eastern Railway Company of Minnesota.

MANNER OF PAYMENT FOR CAPITAL STOCK.

There was issued for cash 110,005 shares, upon which \$11,000,500 was realized. Issued for the purchase or acquisition of the Lake Superior & Southwestern Railway 49,995 shares or \$4,999,500, making in all \$16,000,000.

FUNDED DEBT.

First Division, 1st mortgage bonds, dated April 1, 1888, due April 1st, 1908, were authorized to the amount of \$5,000,000, of which \$4,700,000 were issued and are outstanding. These bonds draw 5 per cent. interest, payable semi-annually, April 1st and October 1st, in each year. The cash realized on these bonds was \$4,456,412.50. The Northern Division, 1st mortgage bonds, were issued April 1st, 1898, due April 1st, 1948.

The authorized issue of these bonds is \$15,000,000, and there has been issued of these bonds \$5,000,000, all of which is outstanding. These bonds draw 4 per cent. interest, and were sold for \$4,950,000. The interest on both series was paid during the year.

EQUIPMENT TRUST OBLIGATIONS.

A car trust agreement, covering 600 ore cars built for the handling of the iron ore traffic of the Duluth, Superior & Western Railway Company, was assumed by the Eastern Railway Company of Minnesota, upon purchase of the Duluth, Superior & Western Ry. The amount assumed was \$234,989.92, upon which has been paid according to the agreement \$29,373.74 per annum since and including the year 1899, or 117,494.96, the balance being \$117,494.96 as deferred payments of the principal.

RECAPITULATION OF FUNDED DEBT.

Mortgage bonds (outstanding)	\$9,700,000 00
Equipment trust obligations	117,494 96
Total	\$9,817,494 96

Eastern Railway Company of Minnesota.

CURRENT ASSETS AND LIABILITIES.

Assets:	
Bills receivable	\$503,640 94
Due from agents	28,354 50
Due from solvent companies and individuals	56,578 95
Balance—current liabilities	9,336 28
Total	\$597,910 67
Liabilities:	
Audited vouchers and accounts	\$577,894 15
Wages and salaries	14,291 52
Matured interest unpaid	5,725 00
Total	\$597,910 67
Material and supplies on hand	1,164 95

RECAPITULATION.

	Total amount outstanding.	Apportioned to railroads.	To other properties.
Capital stock	\$16,000,000 00	\$15,000,000 00	\$1,000,000 00
Bonds	9,700,000 00	8,500,000 00	1,200,000 00
Equipment Tr. oblg.	117,949 96	117,949 96
Total	\$25,817,494 96	\$23,617,494 96	\$2,200,000 00

AMOUNT PER MILE OF ROAD.

Account.	Miles.	Amount per mile.
Capital stock	469.83	\$31,923 00
Bonds	282.16	30,125 00
Equipment trust oblg.	469.83	301 00
Total		\$62,354 00

COST OF ROAD AND EQUIPMENT.

Total construction	\$21,067,676 73
Total equipment	3,828,783 63
Total	\$24,895,783 63
Cost of road and equipment per mile	\$52,988 92

INCOME ACCOUNT—WISCONSIN.

(10 months.)

Gross earnings from operation	\$672,256 75
Less operating expenses	368,638 53
Income from operation	\$303,618 22
Miscellaneous income (net)	164,698 19
Total	\$468,316 41
Deduct taxes	27,950 54
Net income (omitting interest and dividends)	\$440,365 37

Eastern Railway Company of Minnesota.

INCOME ACCOUNT—ENTIRE LINE.

Gross earnings from operation	\$4,259,693 66
Less operating expenses	1,645,632 62
Income from operation	\$2,614,061 64
Income on bonds owned	76,500 00
Miscellaneous income	365,430 73
	\$3,055,992 37
Deductions from income:	
Interest on funded debt accrued (10 months)	\$362,500 00
Rentals, including tracks, yards, etc.	86,906 94
Taxes	139,209 41
Total deductions	\$588,616 35
Net income	\$2,467,376 02
5 per cent. dividend on stock	800,000 00
Surplus from operation (10 months)	\$1,667,376 02

INCOME ACCOUNT OF LEASED ROAD.

(May and June, 1902.)

Income from lease of road	\$232,500 00
Deduct interest funded debt	72,500 00
Net income (2 months)	\$160,000 00

EARNING FROM OPERATION.

Passenger:	
Total passenger revenue	\$60,274 28
Mail	2,686 44
Express	1,635 26
Extra baggage and storage	531 74
Other items	2,886 31
Total passenger earnings	\$68,014 03
Total freight earnings	573,542 88
Total other items	883 54
Total passenger and freight	\$642,440 45
Other earnings from operation:	
Switching charges—balance	\$20,046 49
Rentals of yards, tracks, etc.	9,532 81
Rents not otherwise provided for	237 00
Total gross earnings from operation	\$672,256 75

Based on 30.90 average miles operated. Whole line 419.01 average miles operated. The gross earnings were \$4,259,693.66.

INCOME RECEIVED.

Duluth Terminal Ry. Co., \$175,000, 106 per cent.	\$5,250 00
Interest received on bonds disposed of during the year as follows:	
Duluth, Superior and Western Terminal Co.	\$20,000 00
Park Rapids and Leach Lake Ry.	12,500 00
Duluth and Superior Bridge Co.	38,750 00
Total	\$76,500 00

Eastern Railway Company of Minnesota.

STOCKS OWNED.

The company owns the following stock of other companies upon which no income was received during the year, namely:

Lake Superior Terminal and Transfer Ry.	\$15,700 00
Duluth Terminal Co.	50,000 00
Total	\$65,700 00

RENTALS RECEIVED—WISCONSIN.

Terminals at West Superior, Wis.:	
L. S. Ter. & Tr. Ry. Co.	\$500 00
Duluth, Superior & W. Co.	22 81
Northern Pacific Ry.	10 00
Docks, coal companies	9,000 00
Total	\$9,532 81

MISCELLANEOUS INCOME—WISCONSIN.

Operation of elevators "A," "S," and "K"	\$162,752 54
Miscellaneous	1,945 65
Total	\$164,698 19
Total rental received—entire line	17,995 56
Total miscellaneous income	365,430 75

OPERATING EXPENSES—10 MONTHS.

Item.	Total.
Maintenance of way and structures:	
Repairs of roadway	\$207,615 08
Renewals of rails	3,907 05
Renewals of ties	10,818 02
Repairs of bridges and culverts	29,689 77
Repairs of fences, road-crossings, signs and cattle guards.....	1,766 63
Repairs of buildings	20,166 50
Repairs of docks and wharves	2,137 18
Repairs of telegraph	2,202 64
Other expenses	6 69
Stationery and printing	627 12
Total	\$279,036 68
Maintenance of equipment:	
Repairs and renewals of locomotives	\$103,566 39
Repairs and renewals of passenger cars	15,265 67
Repairs and renewals of freight cars	143,037 55
Repairs and renewals of work cars	11,134 42
Shop machinery, tools, etc.	1,707 27
Other expenses	1,337 97
Stationery and printing	452 48
Superintendence	3,599 07
Total	\$280,100 82

Eastern Railway Company of Minnesota.

Conducting transportation:	
Wages of enginemen, firemen and roundhousemen	\$132,769 00
Fuel for locomotives	230,900 45
Water supply for locomotives	8,319 76
All other supplies for locomotives	2,595 05
Station service	99,950 61
All other train supplies	27,423 82
Wages of switchmen, flagmen and watchmen	51,259 87
Expenses of telegraph, including train dispatchers	35,041 70
Superintendence	33,539 12
Oil, tallow and waste	5,400 00
Station supplies	11,606 36
Train service	94,183 86
Hire of equipment	11,355 78
Switching charges—balance	52,046 33
Loss and damage	16,071 30
Injuries to persons	26,390 76
Clearing wrecks	7,909 06
Advertising	1,919 90
Other expenses, outside agencies	21,776 77
Stationery and printing	6,241 24
Commissions	198 76
Other expenses	5,093 64
Rent of tracks, yards and terminals	84,733 59
Rent of buildings and other property	2,124 98
Total	\$968,852 31

OPERATING EXPENSES.

Item.	Total.
General expenses:	
Salaries of officers	\$15,483 89
Salaries of clerks	28,286 14
General office expenses and supplies	3,510 92
Insurance	11,734 95
Legal expenses	8,779 61
Stationery and printing	3,618 13
Other general expenses	47,228 57
Total	\$118,642 21
Recapitulation of expenses:	
Maintenance of way and structures	\$273,036 68
Maintenance of equipment	280,100 82
Conducting transportation	968,852 31
General expenses	118,642 21
Grand total	\$1,645,632 02
Percentage of operating expenses to earnings	38.63

RECAPITULATION OF OPERATING EXPENSES—WISCONSIN.

Recapitulation of expenses:	
Maintenance of way and structures	\$71,051 37
Maintenance of equipment	36,504 43
Conducting transportation	246,892 21
General expenses	14,190 52
Grand total	\$368,638 53
Percentage of operating expenses to earnings	54.84

RENTALS PAID—WISCONSIN.

Tracks:	
Northern Pacific bridge	\$2,652 51
Terminals:	
L. S. T. & T. Ry.	2,323 50
Total	\$4,976 01

Eastern Railway Company of Minnesota.

RENTALS PAID—ENTIRE LINE.

Great Northern Ry. lease of tracks	\$86,906 94
Various railroads and bridge companies for lease of other property....	84,736 59
Grand total rentals paid	\$171,643 53

COMPARATIVE GENERAL BALANCE SHEET.

June 30, 1901.	ASSETS.	June 30, 1902	Year ending June 30, 1902.	
		Total.	Increase.	Decrease.
\$16,000,000 00	Capital stock	\$16,000,000 00		
9,846,868 70	Funded debt	9,817,494 96		\$29,373 74
1,294,590 00	Current liabilities	597,910 67		606,679 33
108,750 00	Accrued interest on funded debt not yet payable	108,750 00		
	Accrued dividends on stock..	160,600 00	\$160,000 00	
60,602 52	Taxes not due	50,184 87		10,477 65
196,697 99	Funds for renewals	240,683 19	43,985 20	
	Advances for construction ...	326,555 31	326,555 31	
1,526,416 67	Profit and loss	556,832 69		969,583 98
\$28,943,985 88	Grand total	\$27,858,411 69		\$1,085,574 19

June 30, 1901.	LIABILITIES.	June 30, 1902.	Year ending June 30, 1902.	
		Total.	Increase.	Decrease.
\$19,934,636 87	Cost of road	\$21,067,676 78	\$1,133,039 91	
3,641,972 63	Cost of equipment	3,828,106 85	186,134 22	
765,700 00	Stocks owned	65,700 00		700,000 00
2,109,000 00	Bonds owned	175,000 00		1,934,000 00
1,801,275 39	Other permanent investments	1,899,688 72	98,413 33	
\$28,252,584 89	Cash and current assets	\$27,036,172 35		
520,088 23	Other assets:	588,574 39	68,486 16	
171,312 76	Materials and supplies	1,164 95		170,147 81
	Rental from G. N. Ry. accrued, not due	232,500 00	232,500 00	
\$28,943,985 88	Grand total	\$27,858,411 69		\$1,085,574 19

SECURITY FOR FUNDED DEBT.

The road from Hinckley, Minn., to Duluth, Minn., 69.40 miles and .38 miles in Duluth, Minn., is mortgaged to secure \$3,500,000 of the 1st Division, 1st mortgage bonds. This mortgage also covers the docks, elevators and terminal properties of the company in West Superior and Duluth, and also the stocks

Eastern Railway Company of Minnesota.

and bonds of the Duluth Terminal Railway and all the equipment of the company. The mortgage equals \$50,158.00 per mile. The road from Nemadji Junction to Foston, 212.38 miles, is mortgaged as security for the Northern Division, 1st mortgage bonds amounting to \$5,000,000. This mortgage also includes the elevators and terminals and equipment, etc., and equals 23,542.00 per mile. The whole line or both divisions are mortgaged for \$30,125.00 per mile.

EMPLOYES AND SALARIES—WISCONSIN.

	Number.	Average daily compensation.
Other officers	2	14.59
General office clerks	2	3.29
Station agents	5	2.87
Other stationmen	77	2.25
Enginemen	9	3.85
Firemen	9	2.27
Conductors	19	3.05
Other trainmen	32	2.34
Machinists	34	2.94
Carpenters	22	2.47
Other shopmen	236	1.78
Section foremen	11	1.70
Other trackmen	64	1.61
Switchmen, flagmen and watchmen	6	1.53
Telegraph operators and dispatchers	16	2.65
All other employees and laborers	154	2.11
Total, including general officers	698	\$2 13
Total, excluding general officers	698	\$2 13
Distribution of above:		
General administration	4	\$8 84
Maintenance of way and structures	97	1 82
Maintenance of equipment	270	1 93
Conducting transportation	327	2 30
Total, including general officers	698	\$2 13
Total excluding general officers	698	\$2 13

EMPLOYES AND SALARIES—ENTIRE LINE.

	Number.	Average daily compensation.
General administration	118	\$2 09
Maintenance of way and structures	568	1 73
Maintenance of equipment	310	1 90
Conducting transportation	766	2 34

Eastern Railway Company of Minnesota.

PASSENGER AND FREIGHT, AND TRAIN MILEAGE—WISCONSIN.

Commodity.	Total freight tonnage.	
	Whole tons.	Per cent.
Passenger traffic:		
Number of passengers carried earning revenue	116,573
Number of passengers carried one mile	2,826,792
Average distance carried, miles	23.64
Total passenger revenue		\$60,274 28
Average amount received from each passenger.....		50.408
Average receipts per passenger per mile		2.132
Total passenger earnings		68,014 03
Passenger earnings per mile of road		2,201 10
Passenger earnings per train mile		1 55.223
Freight traffic:		
Number of tons carried of freight earning revenue..	5,131,440
Number of tons carried one mile	93,606,035
Average distance haul of one ton, miles	18.24
Total freight revenue		573,578 30
Average amount received for each ton of freight....		11.178
Average receipts per ton per mile621
Total freight earnings		574,426 42
Freight earnings per mile of road		18,589 85
Freight earnings per train mile		5 22.144
Passenger and freight:		
Passenger and freight revenue		633,852 58
Passenger and freight revenue per mile of road ...		20,513 03
Passenger and freight earnings		642,440 45
Passenger and freight earnings per mile of road....		20,790 95
Gross earnings from operation		672,256 75
Gross earnings from operation per mile of road.....		21,755 88
Expenses		368,638 53
Expenses per mile of road		11,930 05
Income from operation		303,618 22
Income from operation per mile of road		9,825 83
Train mileage:		
Miles run by passenger trains	36,927
Miles run by freight trains	103,123
Miles run by mixed trains	6,890
Total mileage trains earning revenue	146,940
Miles run by construction and other trains	7,751
Mileage of loaded freight cars—east	1,747,096
Mileage of loaded freight cars—west	896,534
Mileage of empty freight cars—east	198,020
Mileage of empty freight cars—west	1,093,147
Average number of freight cars in train		35.77
Average number of loaded cars in train.....		24.03
Average number of empty cars in train		11.74
Average number of tons of freight in train		350.86
Average number of tons of freight in each load- ed car		35.41

Eastern Railway Company of Minnesota.

FREIGHT TRAFFIC MOVEMENT—ENTIRE LINE.

Commodity.	Total freight tonnage.	
	Whole tons.	Per cent.
Products of agriculture:		
Grain	891,386	16.03
Flour	170,687	3.07
Other mill products	59,263	1.07
Hay	19,075	.34
Fruit and vegetables	56,450	1.02
Other products of agriculture	241,842	4.35
Products of animals:		
Live stock	6,511	.12
Dressed meats	2,262	.04
Other packing-house products	1,261	.03
Poultry, game and fish	242
Wool	7,512	.14
Hides and leather	169
Other products of animals	1,574	.03
Products of mines:		
Anthracite coal	193,773	3.49
Bituminous coal	621,021	11.17
Coke	24,110	.43
Ores	2,260,324	40.65
Stone, sand and other like articles.....	76,164	1.37
Salt	22,860	.41
Products of forest:		
Lumber, lath and shingles	219,119	3.94
Other products of forest	423,219	7.61
Manufactures:		
Petroleum and other oils	9,684	.17
Iron, pig and blown	1,946	.03
Iron and steel rails	58,257	1.05
Other castings and machinery	18,299	.33
Bar and sheet metal	29,766	.53
Cement, brick and lime	40,371	.73
Agricultural implements	780	.01
Wagons, carriages, tools, etc.	988	.02
Wines, liquors and beers	2,725	.05
Household goods and furniture	26,646	.48
Other manufactures	42,330	.76
Miscellaneous:		
Other commodities not mentioned above	25,191	.45
Total tonnage	5,560,265	100.00

Average upon which based, 30.90 average.

Eastern Railway Company of Minnesota.

RENEWAL OF RAILS AND TIES—WISCONSIN.

The company laid 88,214 tons of steel rails, $77\frac{1}{2}$ to the yard during the year, and 5,531 ties of various kinds. The rails cost \$29.54 per ton and the ties an average of 47.3 at point of distribution.

CONSUMPTION OF FUEL BY LOCOMOTIVES.

The company used 99,599 tons of bituminous coal on the entire line at an average cost of \$2.76 per ton; 626 cords of hard wood at an average cost of \$1.78 per cord.

The passenger locomotives run 288,180 miles at an average of 61.95 pounds of coal per mile; freight locomotives, 1,166,100 miles with 130.53 pounds per mile; switching locomotives, 311,170 miles with 9,630 pounds per mile.

BRIDGES, TRESTLES, ETC.

There are 8 iron bridges on the line in Wisconsin, with an aggregate length of 2,212 feet, the minimum length being 21 feet and the maximum 1,378 feet. Six trestles, 3,945 feet in the aggregate, 200 feet minimum and 1,556 feet maximum length.

There are two overhead highways with 21 feet in the clear above the rail.

TELEGRAPH.

There are 32.35 miles of telegraph line and 148.86 miles of wire on the line in Wisconsin, operated by the Western Union Telegraph company and the Great Northern Railway company jointly.

Fairchild & Northeastern Railway.

FAIRCHILD & NORTHEASTERN RAILWAY.

This company was organized under the laws of Wisconsin, July 7, 1898. It is owned and operated by the N. C. Foster Lumber Company of Fairchild, Wis.

The officers of the company are:

- N. C. Foster, President.
- E. J. Foster, Vice President.
- G. A. Foster, Secretary and Treasurer.
- N. C. Foster, General Manager.

All of Fairchild, Wis.

The property operated consists of a line from Fairchild to Bright, a distance of 33 miles.

CAPITAL STOCK.

The capital stock consists of 2,500 shares of the par value of \$100 each, making \$25,000 outstanding. There is no bonded debt or other liabilities reported.

COST OF ROAD.

	Amount.	Cost per mile.
Construction, June 30, 1902:		
Right of way	\$3,392 70	\$102 80
Fences	1,838 96	55 72
Grading bridges, etc.	88,526 72	2,682 64
Bridges and trestles	9,685 20	293 48
Rails	29,952 45	907 62
Ties	15,253 17	462 21
Buildings, furniture and fixtures	5,857 45	177 49
Engineering expenses	2,411 67	73 07
Terminal facilities	512 26	15 56
Purchase of constructed road	63,186 12	1,914 75
Total construction	\$220,616 30	\$6,685 33
Equipment:		
Locomotives	\$14,933 75	\$452 54
Combination cars	2,939 58	89 08
Freight cars	12,652 91	383 42
Total equipment	\$30,526 24	\$925 04
Grand total construction and equipment..	\$251,142 54	\$7,610 37

Fairchild & Northeastern Railway.

INCOME ACCOUNT.

Gross earnings from operation	\$38,478 80
Less operating expenses	18,980 47
Income from operation	\$19,498 43
Deduction from income: taxes	165 00
Net income	\$19,333 43
Surplus June 30, 1902	\$19,333 43

EARNINGS FROM OPERATION.

Passenger:		
Passenger revenue		\$3,034 44
Mail		375 60
Express		72 42
Extra baggage and storage		99 35
Total passenger earnings		\$3,581 81
Freight:		
Freight revenue	\$34,046 51	
Overcharge to shippers	\$490 42	
Other repayments	24 10	
Total deductions	514 52	
Total freight revenue		33,531 99
Total freight and passenger earnings.....		\$37,113 80
Other earnings from operation:		
Switching charges, balance		1,365 00
Total gross earnings from operation		\$34,478 80

OPERATING EXPENSES.

Maintenance of way and structures:		
Repairs of roadway		\$5,537 75
Maintenance of equipment:		
Repairs and renewals of locomotives		\$419 80
Repairs and renewals of passenger cars		62 30
Repairs and renewals of freight cars		561 02
Total		\$1,043 12
Conducting transportation:		
Wages of enginemen, firemen and roundhousemen.....		\$4,753 88
Fuel for locomotives		2,705 85
All other train supplies		269 84
Wages of switchmen, flagmen and watchmen.....		2,376 93
Wages, station agents, clerks and laborers		551 72
Car mileage, balance		228 19
Loss and damage		31 01
Total		\$10,917 42
General expenses:		
Salaries of officers		\$1,000 00
Salaries of clerks		297 08
General office expenses and supplies		25 00
Stationery and printing		160 10
Total		\$1,482 18

Fairchild & Northeastern Railway.

Recapitulation of expenses:	
Maintenance of way and structures	\$5,537 75
Maintenance of equipment	1,043 12
Conducting transportation	10,917 42
General expenses	1,482 18
Grand total	\$18,980 47
Percentage of operating expenses to earnings	49 per cent.

The company has an agreement with the American Express company whereby the latter company pays it a stipulated amount per hundred for business on its line. The U. S. mail is transported over the company's line under agreements with the U. S. government postoffice department.

EMPLOYES AND SALARIES.

	Number.	Average daily compensation.
General officers	4
General office clerks	1
Station agents	2
Enginemen	3	\$ 2 25
Firemen	3	1 70
Conductors	1	3 66
Other trainmen	1	1 65
Machinist	1	3 83
Section foreman	2	1 65
Other trackmen	13	1 50
Total	31	\$2 32
Distribution of above:		
General administration	5
Maintenance of way and structures.....	12
Maintenance of equipment	1
Conducting transportation	13
Total	31

PASSENGER AND FREIGHT, AND TRAIN MILEAGE.

Passenger traffic:	
Number of passengers carried earning revenue.....	4,061
Number of passengers carried one mile	75,949
Average distance carried	18.7
Total passenger revenue	\$3,034 44
Amount received from each passenger	7472
Amount received from each passenger	0399
Total passenger earnings	3,581 31
Passenger earnings per mile of road	108 52
Freight traffic:	
Number of tons of freight carried earning revenue	78,362
Number of tons carried one mile	833,905
Average distance haul of one ton	16.64
Total freight revenue	\$33,531 99
Average amount received for each ton of freight	428
Total freight earnings	33,531 99
Freight earnings per mile of road	1,016 12

Fairchild & Northeastern Railway.

Passenger and freight:	
Passenger and freight revenue	\$37,113 80
Passenger and freight earnings per mile of road	1,124 66
Gross earnings from operation	38,478 80
Gross earnings from operation per mile of road	1,166 02
Income from operation	19,333 43
Income from operation per mile of road	585 86

FREIGHT TRAFFIC MOVEMENT.

78,362 tons were handled during the year, 90 per cent. of which were products of the forest, lumber, wood, logs, and barrel stock. 74,152 tons originated on the road and 4,210 tons were received from connecting roads.

EQUIPMENT.

The company has 4 locomotives, 2 combination passenger cars, 4 box cars, 60 flat cars, 1 refrigerator car and 4 other cars; 69 in all. Two of the locomotives are wood burners.

RENEWAL OF RAILS AND TIES.

There were no new rails laid during the year. Nine thousand pine and oak ties were placed, mostly cut from lumber company lands, and no estimate given of the cost.

There are seven wooden and one iron bridge on the line of the aggregate length of 440 feet. The iron bridge is 140 feet long. The company reports no telegraph line owned.

Green Bay & Western Railroad.

GREEN BAY & WESTERN RAILROAD.

The Green Bay & Western Railroad company was organized June 5th, 1896, under the laws of the state of Wisconsin, or rather reorganized. It was originally chartered April 12, 1866, as the Green Bay & Lake Pepin R. R.; reorganized as the Green Bay & Minnesota R. R. Sept. 5, 1873, was sold under foreclosure of mortgage January 20, 1881, and reorganized as the Green Bay, Winona & St. Paul R. R.; sold again under foreclosure of mortgage June 10, 1896, and reorganized as the Green Bay & Western R. R.

DIRECTORS.

S. S. Palmer, Princeton, N. J.
 Mark T. Cox, Morristown, N. J.
 C. L. Blair, New York, N. Y.
 Wm. J. Hunt, New York, N. Y.
 J. A. Jordan, Green Bay, Wis.

There were 154 stockholders at the last meeting March 13, 1902.

OFFICERS.

Chairman of the Board and President—S. S. Palmer, New York.
 Vice President—J. A. Jordan, Green Bay, Wis.
 Secretary and Treasurer—M. T. Cox, 40 Wall St., N. Y.
 General Auditor—J. C. Thurman, Green Bay, Wis.
 Traffic Manager—J. A. Jordan, Green Bay, Wis.
 General Passenger and Ticket Agent—W. C. Mordesett, Green Bay, Wis.
 Superintendent—F. B. Seymour, Green Bay, Wis.
 General Baggage Agent—W. C. Mordesett, Green Bay, Wis.

PROPERTY OPERATED—WISCONSIN.

Terminals:	
Green Bay to E. Winona, miles.....	212.50
Onalaska to La Crosse, miles.....	6.50
Plover to Stevens Point, miles.....	6.00
Total, miles	225.00

Green Bay & Western Railroad.

CAPITAL STOCK—WISCONSIN.

There are 25,000 shares of \$100 each authorized to be issued and all of which is now outstanding, amounting to \$2,500,000, upon which a dividend of 4 per cent. was paid during the year, amounting to \$100,000.

FUNDED DEBT.

Income debenture bonds to the amount of \$7,600,000, payable only if property is reorganized or sold, the rate of interest thereon being determined by the net earnings. These bonds are A. Debenture bonds of date July 1, 1896; amount, \$600,000, upon which was paid during the last year 4 per cent., or \$24,000. The "B" Debenture bonds of the same date amount to \$7,000,000, but no income was paid on them the past year. These income debenture bonds constitute the total funded debt.

CURRENT ASSETS AND LIABILITIES.

Cash and current assets available for the payment of current liabilities:

Cash and current assets available for the payment of current liabilities:	
Cash	\$43,651 07
Bills receivable	10,000 00
Due from agents	12,114 68
Net traffic balances due from other companies	8,256 19
Due from solvent companies and individuals	15,173 38
Other cash assets (excluding "material and supplies").....	127,846 42
Total	\$216,957 74
Current liabilities accrued to and including June 30, 1902:	
Loans and bills payable	\$55,000 00
Audited vouchers and accounts	9,492 85
Wages and salaries	16,820 62
Miscellaneous	115,782 75
Balance—cash assets	19,861 52
Total	\$216,957 74
Material and supplies on hand	\$11,596 38

RECAPITULATION—WISCONSIN.

Capital stock	\$2,500,000 00
Bonds	7,600,000 00
Total	\$10,100,000 00
Capital stock per mile of road	\$11,111 00
Bonds per mile of road	33,778 00
Total, per mile of road	\$44,889 00

Green Bay & Western Railroad.

PERMANENT IMPROVEMENTS.

During the year there was expended for new rails, \$39,000. No new equipment was added during the year.

COST OF ROAD AND EQUIPMENT—WISCONSIN.

Total for construction to June 30, 1902	\$9,954,000 00
Total for equipment to June 30, 1902	121,000 00
Total	\$10,075,000 00
Cost of road and equipment per mile of road.....	\$44,777 77

• INCOME ACCOUNT—WISCONSIN.

Gross earnings from operation	\$506,446 78
Less operating expenses	364,034 67
Total income	\$142,412 11
Deductions from income:	
Interest funded debt accrued	\$24,000 00
Taxes	15,597 90
Total deductions from income	39,597 90
Net income	\$102,814 21
Dividend $\frac{4}{8}$ common stock	100,000 00
Surplus from operation of year ending June 30, 1902.....	\$2,814 21
Surplus on June 30, 1901	116,323 69
Deductions for the year	25,000 00
Surplus on June 30, 1902	94,137 90

EARNINGS FROM OPERATION—WISCONSIN.

Passenger:	
Passenger revenue (net)	\$96,041 19
Mail	19,994 60
Express	4,485 27
Extra baggage and storage.....	1,447 94
	\$121,969 00
Freight:	
Freight revenue (net)	384,391 91
Total passenger and freight earnings	\$506,360 91
Earnings from other sources	85 87
Total gross earnings from operation	\$506,446 78

Green Bay & Western Railroad.

STOCKS OWNED.

The company owns \$433,900 par value shares of the Kewanee, Green Bay and Western Railroad, which it values at \$94,610, upon which it received no income during the year. It also owns \$1,000 par value shares of the Winona Bridge Railway company, valued at \$70,000, upon which no income was derived for the year.

The company owns no bonds of any other company.

The company receives no rentals, nor has it any miscellaneous income.

OPERATING EXPENSES—WISCONSIN.

Maintenance of way and structures:	
Repairs of roadway	\$53,438 75
Renewals of rails	39,000 00
Renewals of ties	39,500 00
Repairs of bridges and culverts	9,776 57
Repairs of fences, road crossings, signs and cattle guards.....	562 20
Repairs of buildings	6,284 26
Repairs of telegraph	687 44
Total	\$149,249 22
Maintenance of equipment:	
Superintendence	\$1,800 00
Repairs and renewals of locomotives	13,851 01
Repairs and renewals of passenger cars	4,306 59
Repairs and renewals of freight cars	13,149 70
Shop machinery, tools, etc.	1,697 82
Other expenses	6,263 93
Repairs and renewal of work cars	2,057 53
Total	\$43,125 95
Conducting transportations:	
Superintendence	\$1,968 50
Wages of enginemen, firemen and roundhousemen.....	30,691 82
Fuel for locomotives	41,823 16
Water supply for locomotives	1,277 64
All other supplies for locomotives	1,426 85
Wages of other trainmen	20,184 60
All other train supplies	1,589 20
Wages of switchmen, flagmen and watchmen.....	7,772 19
Expense of telegraph, including train dispatchers and operators	2,419 30
Station supplies	20,943 85
Car mileage—balance	1,851 26
Loss and damage	5,993 53
Injuries to persons	1,549 34
Other expenses	1,407 30
Total	\$142,475 41

Green Bay & Western Railroad.

General expenses:		
Salaries of officers		\$11,400 00
Salaries of clerks		5,708 00
General office expenses and supplies		204 70
Advertising		208 34
Insurance		1,978 93
Rentals for tracks, yards and terminals		4,689 59
Rentals not otherwise provided for		31 56
Legal expenses		12 02
Stationery and printing		2,358 15
Other general expenses		2,592 80
Total		\$29,184 09
Recapitulation of expenses:		
Maintenance of way and structures		\$149,249 22
Maintenance of equipment		43,125 95
Conducting transportation		142,475 41
General expenses		29,184 09
Grand total		\$364,034 67
Percentage of operating expenses to earnings		71.88
Mileage upon which based		225

RENTALS PAID FOR LEASE OF OTHER PROPERTY.

Bridge over Mississippi River, Winona Bridge Ry. Co.	\$1,200 00
C., B. & Q. Winona yard and terminals	3,489 59
Total	\$4,689 59

COMPARATIVE GENERAL BALANCE SHEET.

June 30, 1901.	ASSETS.	June 30, 1902.	Year ending June 30, 1902.	
		Total.	Increase.	Decrease.
\$9,954,000 00	Cost of road	\$9,954,000 00		
121,000 00	Cost of equipment	121,000 00		
94,610 00	Stocks owned	94,600 00	\$70 00	
212,555 29	Cash and current assets	216,957 74	4,402 47	
7,473 37	Materials and supplies	4,596 38		\$2,876 99
\$10,389,638 64	Grand total	\$10,391,234 12	\$1,595 48	
June 30, 1901.	LIABILITIES.	June 30, 1902.	Year ending June 30, 1902.	
Total.		Total.	Increase.	Decrease.
\$2,500,000 00	Capital stock	\$2,500,000 00		
7,600,000 00	Funded debt	7,600,000 00		
173,314 95	Current liabilities	197,096 22	\$23,781 27	
116,323 69	Profit and loss	94,137 90		\$22,185 79
\$10,389,638 64	Grand total	\$10,391,234 12	\$1,595 48	

Green Bay & Western Railroad.

IMPORTANT CHANGES.

No extensions or decrease in line or important physical changes were made during the year, nor no new stocks or bonds were issued, or financial changes were made.

CONTRACTS, AGREEMENTS, ETC.

The United States Express company does the express business over the line on contract.

The United States mail is carried under agreement with the postoffice department. Contract with the C., B. & Q. R. R. for terminal facilities at Winona. Contract with the Chicago and Northwestern Railway company for trackage rights between Marshfield and Onalaska, Wis. Contract with Winona Bridge Railway for trackage over bridge at Winona. The Western Union Telegraph company and this company have an agreement about the use of the telegraph line.

SECURITY FOR FUNDED DEBT.

The \$7,600,000 of income bonds are secured by mortgage on all of the line and equipment except the line from Onalaska to La Crosse. Mortgage is on 218.50 miles and all equipment.

Green Bay & Western Railroad.

EMPLOYEES AND SALARIES—WISCONSIN.

	Number.	Total number of days worked.	Total yearly compensation.	Average daily compensation.
General officers	5	1,560	\$11,400 00	\$7 31
Other officers	1	312	1,200 00	3 85
General office clerks	9	2,380	5,708 00	2 40
Station agents	31	9,950	14,911 12	1 50
Other station men	16	4,826	6,032 73	1 25
Enginemen	18	5,395	19,423 08	3 60
Firemen	18	5,240	11,268 74	2 15
Conductors	12	3,956	10,286 90	2 60
Other trainmen	17	5,998	9,897 70	1 65
Machinists	12	3,892	10,314 07	2 65
Carpenters	13	3,384	6,429 92	1 90
Other shopmen	42	13,481	20,221 67	1 50
Section foremen	37	11,880	17,820 00	1 50
Other trackmen	98	21,609	27,012 02	1 25
Switchmen, flagmen and watchmen.....	13	4,710	7,772 19	1 65
Telegraph operators and dispatchers	3	1,070	2,140 00	2 00
Employees—account floating equipment..	12	5,768	7,498 00	1 30
All other employees and laborers	17	6,528	8,160 50	1 25
Total (including "general officers")	374	111,939	\$197,496 64	\$1 76
Less "general officers"	5	1,560	11,400 00	7 31
Total (excluding "general officers")	369	110,379	\$186,096 64	\$1 68
Distribution of above:				
General administration	6	1,872	\$12,600 00	\$6 73
Maintenance of way and structures..	160	42,641	58,759 94	1 38
Maintenance of equipment	71	23,901	38,696 24	1 62
Conducting transportation	137	43,525	87,404 46	2 01
Total (including "general officers")	374	111,939	\$197,496 64	\$1 76
Less "general officers"	5	1,560	11,400 00	7 31
Total (excluding "general officers")	369	110,379	\$186,096 64	\$1 68

Green Bay & Western Railroad.

PASSENGER AND FREIGHT, AND TRAIN MILEAGE.

Passenger traffic:

Number of passengers carried earning revenue	155,391
Number of passengers carried one mile	4,109,543
Average distance carried	26.45
Total passenger revenue	96,041.19
Average amount received from each passenger.....	.61806
Average receipts per passenger per mile02337
Total passenger earnings	121,969.00
Passenger earnings per mile of road	542.08
Passenger earnings per train mile62290

Freight traffic:

Number of tons carried of freight earning revenue.....	338,861
Number of tons carried one mile	42,485,962
Average distance haul of one ton	125.38
Total freight revenue	284,391.91
Average amount received for each ton of freight.....	1.13436
Average receipts per ton per mile00905
Total freight earnings	384,391.91
Freight earnings per mile of road	1,708.41
Freight earnings per train mile	1.55454

Passenger and freight:

Passenger and freight revenue	\$506,446.78
Passenger and freight revenue per mile of road	2,250.87
Passenger and freight earnings	506,446.78
Passenger and freight earnings per mile of road.....	2,250.87
Gross earnings from operation	506,446.78
Gross earnings from operation per mile of road.....	2,250.87
Expenses	364,034.67
Expenses per mile of road	1,617.93
Income from operation	142,412.11
Income from operation per mile of road.....	632.94

Train mileage:

Miles run by passenger trains	135,704
Miles run by freight trains	187,174
Miles run by mixed trains	60,096

Total mileage trains earning revenue

	382,974
--	---------

Mileage of loaded freight cars—north or east	1,148,167
Mileage of loaded freight cars—south or west	1,405,288
Mileage of empty freight cars—north or east	373,544
Mileage of empty freight cars—south or west.....	338,082
Mileage upon which based	225

Green Bay & Western Railroad.

FREIGHT TRAFFIC MOVEMENT—WISCONSIN.

Commodity.	Freight originating on this road in Wisconsin. Whole tons.	Freight received from this road originating outside of Wisconsin, and all other freight received from connecting roads and other carriers. Whole tons.	Total freight tonnage	
			Whole tons.	Per cent.
Products of agriculture:				
Grain	33,019	32,451	65,410	19.32
Flour	3,643	8,301	11,944	3.52
Hay	6,553	302	6,755	1.99
Fruit and vegetables	34,466	5,012	39,478	11.65
Products of animals:				
Live stock	10,230	524	10,754	3.17
Poultry, game and fish	603	52	655	0.19
Products of mines:				
Anthracite coal	6,325	4,915	11,240	3.31
Bituminous coal	11,523	3,696	15,219	4.49
Stone, sand and other like articles	4,083	730	4,813	1.42
Products of forest:				
Lumber	45,059	36,969	82,028	24.20
Manufactures:				
Petroleum and other oils	412	689	1,101	0.32
Sugar	141	155	296	0.09
Other castings and machinery	915	1,615	2,530	0.74
Bar and sheet metal	953	1,137	2,090	0.61
Cement, brick and lime	3,280	3,685	7,065	2.08
Agricultural implements	1,050	1,678	2,728	0.80
Wagons, carriages, tools, etc.	117	340	457	0.13
Wines, liquors and beers	3,756	525	4,281	1.26
Household goods and furniture ..	1,590	649	2,039	0.60
Merchandise	17,193	13,680	30,873	9.11
Miscellaneous:				
Other commodities not mentioned above	21,101	15,938	37,045	11.00
Total tonnage	205,818	133,043	338,861	100.00

Green Bay & Western Railroad.

DESCRIPTION OF EQUIPMENT—WISCONSIN.

Item.	Total number at end of year.	Equipped with train brake.		Cars fitted with automatic coupler.	
		Number.	Kind.	Number.	Kind.
Locomotives:					
Passenger	6	6	Westinghouse	6	Gould.
Freight	14	14	Westinghouse	14	Gould.
Switching	2	2	Westinghouse	2	Gould.
Total	22	22	23	
Cars in passenger service:					
First-class passenger cars	7	7	Westinghouse	7	Miller Hook.
Second-class passenger cars	4	4	Westinghouse	4	Mitler Hook.
Combination passenger cars	3	3	Westinghouse	3	Miller Hook.
Baggage, express and postal cars	7	7	Westinghouse	7	Miller Hook.
Total	21	21	21	
Cars in freight service:					
Box cars	365	302	Westinghouse	362	Trojan.
Flat cars	59	Westinghouse	59	Trojan.
Refrigerator cars	14	14	Westinghouse	14	Trojan.
Total	438	316	485	
Cars in company's service:					
Caboose cars	11	8	Trojan.
Other road cars	22	1	Westinghouse	2	Trojan.
Officers' car	1	1	1	Miller Hook.
Total	34	2	31	
Grand total	493	339	487	

Green Bay & Western Railroad.

MILEAGE—WISCONSIN.

Main line:		
Miles of single track		212.50
Branches and spurs:		
Miles of single track		12.50
Total		225.00
Miles of yards, tracks and sidings		23.08
Total mileage operated		248.08

RAILS

Steel (miles in main line)	225.00
Iron in yards, tracks, etc.	19.00
Steel in yards, tracks, etc.	4.08

RENEWAL OF RAILS AND TIES.

No new rails were laid during the past year. Ties were laid as follows:

White oak	12,814 at 45 cents
Cedar	25,627 at 40 cents
Hemlock	89,695 at 25 cents
	128,136

CONSUMPTION OF FUEL BY LOCOMOTIVES.

The locomotives consumed 15,978 tons of bituminous coal, and 634 cords of soft wood; the coal cost at an average at pint of distribution, \$2.58 per ton, and the wood \$1.00 per cord. The average pounds consumed by passenger locomotives was 41.95; freight, 91.29; switching, 40.21, and construction, 51.73. The average for all locomotives was 60.33 pounds.

ACCIDENTS.

Two employees were injured and none killed.

There were no accidents of any kind to passengers or trespassers or others.

CHARACTERISTICS OF ROAD.

From Green Bay to Grand Rapids, 95.50 miles, there are 49 curves, with an aggregate length of 14.50 miles. There are 81 miles of straight line, 50.50 miles of level line, 18 ascend-

Green Bay & Western Railroad.

ing grades, and 12 descending grades. From Grand Rapids to East Winona, 117 miles, there are 61 curves of the aggregate length of 12.50 miles, 104.50 miles of straight line, 97 miles of level line; 12 ascending grades with length of 12 miles, and 8 descending grades with an aggregate length of 8 miles. There is no record of the sum of the ascents and descents. There are 10 iron bridges, and 120 wooden bridges. The length of the iron bridges is 1,902 feet, and of the wooden ones, 6,896 feet. There are no tunnels or trestles on the line. No overhead highways or railways.

TELEGRAPH.

There are 260 miles of telegraph line, which is owned and managed jointly with the Western Union Telegraph company.

Hawthorne, Nebagamon & Superior Railway Co.

HAWTHORNE, NEBAGAMON & SUPERIOR RAIL-
WAY COMPANY.

This company was organized August 14, under section 1820 Revised Statutes of Wisconsin.

DIRECTORS.

E. Rutledge, Chippewa Falls, Wis.
F. Weyerhauser, St. Paul, Minn.
E. L. Ainsworth, Chippewa Falls, Wis.
Jno. P. Weyerhauser, Lake Nebagamon, Wis.

GENERAL OFFICES.

Lake Nebagamon, Wis.

OFFICERS.

Chairman of the Board—E. Rutledge.
President—E. Rutledge.
Vice President—F. Weyerhauser.
Secretary—E. L. Ainsworth.
Auditor—F. L. Wilkins, Lake Nebagamon, Wis.
General Manager—J. P. Weyerhauser.
Traffic Manager—F. L. Wilkins, Lake Nebagamon.
General Superintendent—Wm. O'Neil, Lake Nebagamon, Wis.

PROPERTY OPERATED.

The main line extends from Lake Nebagamon to Hawthorne Station on the C., St. P., M. & O. Ry. in Douglas county, 7.35 miles. There are 17.65 miles of branches and spurs running into the woods built for the purpose of collecting saw logs for the Nebagamon Lumber company's mill at Lake Nebagamon.

CAPITAL STOCK.

The charter authorizes capital stock of \$50,000 in shares of 100 each, but no stock has been issued and no cash realized. It seems that the lumber company has advanced the money necessary to build and equip the road.

Hawthorne, Nebagamon & Superior Railway Co.

CURRENT ASSETS AND LIABILITIES.

Balance current liabilities \$18,142 87

PERMANENT IMPROVEMENTS FOR THE YEAR.

Total for construction \$11,903 74
 Total for equipment 12,614 91
 Grand total construction and equipment \$24,518 65

COST OF ROAD AND EQUIPMENT.

Construction.	Total cost to June 30, 1901.	Net additions during year.	Total cost to June 30, 1902.	Cost per mile.
Construction				
Right of way and grading	\$20,900 00		\$20,900 00	\$836 00
Fences	554 76		554 76	22 19
Bridges and trestles	5,000 00		5,000 00	200 00
Rails, etc.	20,629 12	\$9,730 39	30,359 51	1,214 38
Ties	3,500 00		3,500 00	140 00
Other superstructures	200 12	15 00	215 12	8 60
Buildings, furniture and fixtures.	1,497 01	1,048 01	2,545 02	101 80
Sidings and yard extensions.....	660 50	984 50	1,645 00	65 80
Other items		125 84	125 84	5 03
Total construction	\$52,941 51	\$11,903 74	\$64,845 25	\$2,593 80
Equipment:				
Locomotives	\$11,178 12	\$4,409 25	\$15,587 37	\$623 49
Combination cars	229 45	796 46	1,025 91	41 04
Freight cars	20,126 67	5,797 60	25,924 27	1,036 97
Other cars of all classes		1,611 60	1,611 60	64 46
Total equipment	\$31,534 24	\$12,614 91	\$44,149 15	\$1,765 97
Grand total construction and equipment	\$84,475 75	\$24,518 65	\$108,994 40	\$4,359 78

Mileage upon which based 25 miles

INCOME ACCOUNT.

Gross earnings from operation \$53,719 13
 Less operating expenses 34,776 98
 Income from operation \$18,942 15
 Deduction from income—taxes 387 11
 Net income \$18,555 04
 Surplus June 30, 1901 22,596 49
 Surplus June 30, 1902 \$40,851 53

Hawthorne, Nebagamon & Superior Railway Co.

EARNINGS FROM OPERATION.

Passenger revenue		\$209 50
Freight revenue	\$84,062 00	
Less repayments	31,943 37	
Total freight earnings		52,118 63
Total passenger and freight earnings.....		\$52,328 13
Other earnings from operation		1,391 00
Total gross earnings from operation		\$53,719 13

OPERATING EXPENSES.

Maintenances of way and structures		\$1,879 07
Maintenances of equipment		9,289 54
Conducting transportation		23,231 22
General expenses		377 15
Grand total		\$34,776 98
Maintenance of way and structures:		
Repairs of roadway	\$1,515 00	
Renewal of rails	247 17	
Renewal of ties	116 90	
Total		\$1,879 07
Maintenance of equipment:		
Repairs and renewals of locomotives	\$4,760 12	
Repairs and renewals of freight cars	4,529 42	
Total		\$9,289 54
Conducting transportation:		
Wages of enginemen, firemen and houndhouse men	\$7,026 50	
Fuel for locomotives	7,740 30	
Water supply for locomotives	89 00	
All other supplies for locomotives	506 84	
Wages of other trainmen	5,620 80	
All other train supplies	209 05	
Wages of station agents, clerks and laborers	1,400 00	
Station supplies	187 99	
Car mileage, balance	328 38	
Loss and damage	22 36	
Injuries to persons	100 00	
Total		\$23,231 22
General expenses:		
Advertising	\$20 00	
Insurance	273 76	
Legal expenses	32 81	
Stationery and printing	50 58	
		377 15
Grand total		\$34,776 98

COMPARATIVE GENERAL BALANCE SHEET.

Assets:		
Cost of road and equipment, June 30, 1901		\$84,475 75
Cost of road and equipment, June 30, 1902		108,994 40
Increase cost of road, June 30, 1902		24,518 65

Hawthorne, Nebagamon & Superior Railway Co.

Liabilities:		
Capital stock, June 1, 1901		\$50,000 00
Current liabilities, June 1, 1901		11,829 26
Profit and loss		22,596 49
		\$84,475 75
June 30, 1902:		
Capital stock		\$50,000 00
Current liabilities		18,142 57
Profit and loss		40,851 53
		\$108,994 40
Increase during the year:		
Current liabilities		\$6,263 61
Profit and loss		18,25 04
Total increase		\$24,515 65

IMPORTANT CHANGES DURING THE YEAR.

Branches and spurs to various camps and landings amounting to twenty-five miles of track, in all, were laid, and sixteen and one-half miles of such tracks were taken up and abandoned.

EMPLOYEES AND SALARIES.

Class.	Number.	Total number days worked.	Total yearly compensation.	Average yearly compensation.
General officers	6	2,160		
Station agents	1	365	\$780 00	\$2 13
Other station men	2	730	620 00	85
Enginemen	4	1,189	3,568 95	3 00
Firemen	4	1,106	2,046 33	1 85
Conductors	4	1,151	2,603 82	2 26
Other trainmen	6	1,651	3,016 98	1 85
Shopmen	3	844	2,007 58	2 38
Section foremen	1	295	590 00	2 00
Other trackmen	2	479	838 32	1 75
Switchmen	2	743	1,411 22	1 90
Total, including general officers....	35	10,713	\$17,483 20	\$1 63
Less general officers	6	2,160		
Total, excluding general officers....	29	8,553	\$17,483 20	\$2 04*
Distribution of above:				
General administration	6	2,160		
Maintenance of way and structures..	3	774	\$1,428 32	\$1 84
Maintenance of equipment	2	844	2,007 58	2 38
Conducting transportation	23	6,935	14,047 30	2 03
Total, including general officers	35	10,713	\$17,483 20	\$1 63
Less general officers	6	2,160		
Total, excluding general officers....	29	8,553	\$17,483 20	\$2 04

Hawthorne, Nebagamon & Superior Railway Co.

FREIGHT TRAFFIC MOVEMENT.

Freight traffic movement shows 99.16 per cent to be lumber and logs; 49-100 of one per cent., products of agriculture; 1-100 of one per cent., products of animals; 12-100 of one per cent., products of manufacturers; 22-100 of one per cent., merchandise.

DESCRIPTION OF EQUIPMENT.

The company owns five locomotives, one combination passenger car, 121 other cars, one caboose car, 125 in all; 58 equipped with train brakes and couplers of the Janey & Detroit make.

RENEWAL OF RAILS AND TIES.

Six hundred seventy-three tons of 45 pound steel rails were laid; ties are furnished by Nebagamon Lumber company for logging branches.

CONSUMPTION OF FUEL BY LOCOMOTIVES.

2,326.80 tons of bituminous coal were used, at an average cost at point of distribution of \$3.25 per ton, and 182 cords soft wood, at an average cost of \$2.00 per cord; 39,864 miles run by locomotives; 121.26 average pounds consumed per mile.

ACCIDENTS TO PERSONS.

One trainman was killed coupling cars. No accident to other employees or passengers.

CHARACTERISTICS OF ROAD.

Five wooden bridges, aggregate length, 200 feet; minimum length, 30 feet; maximum length, 100 feet.

There are no overhead highway crossing bridges, conduits, or trestles on the line.

The company owns no telegraph line, nor is there any on the right of way.

*Hazelhurst & Southeastern Railway Co.*HAZELHURST AND SOUTHEASTERN RAILWAY
COMPANY.

This company was organized January 30, 1896, under laws of Wisconsin. The general officers of the company are located at Hazelhurst, Wis., and are as follows:

President—W. C. Yawkey, Hazelhurst, Wis.
 Vice President—C. C. Yawkey, Hazelhurst, Wis.
 Secretary—L. H. Wheeler, Hazelhurst, Wis.
 Treasurer—Hazelhurst, Wis.
 Attorney—John Barnes, Rhinelander, Wis.
 General Manager—C. C. Yawkey, Hazelhurst, Wis.
 General Freight Agent—W. L. Tibbits, Hazelhurst, Wis.

The company operates 11 miles of main line and 6 miles of spur, 17 miles in all, in Oneida county.

CAPITAL STOCK.

There are 4,000 shares of common stock of the par value of \$25 each, amounting to \$100,000 outstanding, upon which no dividends have been paid.

The company has no funded debt. The capital stock equals \$5,882 per mile.

CURRENT ASSETS AND LIABILITIES.

Cash and current assets available for the payment of current liabilities:	
Cash	\$518 51
Net traffic balances due from other companies	2,792 28
Balance current liabilities	6,594 71
Total	\$9,905 50
Current liabilities accrued to and including June 30, 1902.....	\$9,905 50

COST OF ROAD AND EQUIPMENT.

Total for construction to June 30, 1902	\$86,314 16
Total cost of equipment	22,320 75
Total cost construction and equipment	\$108,634 91

Hazelhurst & Southeastern Railway Co.

INCOME ACCOUNT.

Gross earnings from operation	\$21,756 42
Less operating expenses	31,192 88
Deficit	\$9,436 46
Deduction from income: taxes	110 08
Deficit from operations, year ending June 30, 1902	\$9,546 54
Deficit from operation June 30, 1901	11,586 74
Surplus June 30, 1902 (deficit)	\$2,040 20

EARNINGS FROM OPERATION.

Passenger:		
Passenger revenue		\$608 50
Mail		175 19
Express		3 00
Total passenger earnings		\$786 69
Freight:		
Freight revenue	\$21,091 54	
Overcharge to shippers	121 81	
Total passenger and freight earnings		\$21,756 42

OPERATING EXPENSES.

Maintenance of way and structures:		
Repairs of roadway		\$15,908 08
Renewal of ties		8 25
Repairs of building		90 21
Repairs of telephone		92 53
Total		\$16,100 07
Maintenance of equipment:		
Repairs and renewals of locomotives		\$1,444 15
Repairs and renewals of passenger cars		262 23
Repairs and renewals of logging cars		1,073 07
Total		\$2,779 45
Conducting transportation:		
Wages of enginemen, firemen, etc.		\$4,121 40
Fuel for locomotives		4,852 64
All other supplies for locomotives		120 74
Wages of other trainmen		33 20
All other train supplies		2,016 55
Wages of switchmen		90 48
Wages of station agents, clerks and laborers		621 59
Station supplies		3 60
Other expenses		11 00
Total		\$11,871 20
General expenses:		
Insurance		\$161 10
Stationery and printing		46 06
Other general expenses		235 00
Total		\$442 16
Recapitulation of expenses:		
Maintenance of way and structures		\$16,100 07
Maintenance of equipment		2,779 45
Conducting transportation		11,871 20
General expenses		442 16
Total		\$31,192 88

Percentage of operating expenses to earnings, 143.37.

Hazelhurst & Southeastern Railway Co.

COMPARATIVE GENERAL BALANCE SHEET.

June 30, 1901, total.	ASSETS.	June 30, 1902.	
		Total.	Increase
\$86,314 16	Cost of road	\$86,314 16
22,320 75	Cost of equipment	22,320 75
2,961 83	Cash and current assets	3,310 79	\$358 96
\$111,586 74	Grand total	\$111,945 70	\$358 96

June 30, 1901, total.	LIABILITIES.	June 30, 1902.	
		Total.	Increase.
\$100,000 00	Capital stock	\$100,000 00
.....	Current liabilities	9,909 50	\$9,909 50
11,586 74	Profit and loss	2,040 20
\$111,586 74		\$111,945 70

Profit and loss, decrease 1902, \$9,545.54.
 Increase liabilities during the year, \$358.96.

CONTRACTS AND AGREEMENTS.

The company has contracts with the C., M. & St. P. Railway company and the C. & N. W. Railway company relative to division of earnings.

The above companies settle mileage due by this company on foreign cars used on its line.

The United States Express company handles the business on the line under contract, paying the railway company a stipulated price per hundred weight.

Hazelhurst & Southeastern Railway Co.

EMPLOYEES AND SALARIES.

Class	Number.	Days worked.	Yearly compensation.	Average yearly compensation.
General officers	5	150		
Station agents	2	260	\$567 15	\$2 18
Enginemen	3	923	2,280 37	2 47
Firemen	3	929	1,663 90	1 79
Conductors	1	317	793 50	2 50
Other trainmen	2	666	1,225 28	1 84
Section foremen	1	285	492 50	1 75
Other trackmen	4	1,074	1,718 17	1 60
Switchmen, etc.	1	131	207 35	1 58
All other employees	1	253	608 66	2 41
Total, including general officers....	23	4,988	\$9,556 88	\$1 98
Less general officers	5	150		
Total, excluding general officers....	8	4,838	\$9,556 88	\$1 98
Distribution of above:				
General administration	5	150		
Maintenance of way and structures..	5	1,359	\$2,210 57	\$1 65
Maintenance of equipment	1	253	608 66	2 41
Conducting transportation	12	3,226	6,737 55	2 09
Total, including gen'l officers....	23	4,988	\$9,556 88	\$1 98
Less general officers	5	150		
Total, excluding gen'l officers..	18	4,838	\$9,556 88	\$1 98

PASSENGER AND FREIGHT, AND TRAIN MILEAGE.

Passenger traffic:	
Number of passengers carried earning revenue	1,778.
Number of passengers one mile	16,382.
Average distance carried	9.21
Total passenger revenue	\$608.50
Average amount received from each passenger34224
Average receipts per passenger per mile03714
Total passenger earnings	786.69
Passenger earnings per mile of road	46.27588
Passenger earnings per train mile04705
Freight traffic:	
Number of tons of freight earning revenue	140,895.
Number of tons carried one mile	887,013.
Average distance haul one ton	6.29
Total freight revenue	\$20,969.
Average amount received for each ton14883
Average receipts per ton per mile02364
Total freight earnings	20,969.73
Freight earnings per mile of road	1,233.51
Freight earnings per train mile	1.116495
Passenger and freight:	
Passenger and freight revenue	\$21,578.23
Passenger and freight revenue pre mile	1.269.31
Passenger and freight earnings	21,756.42
Passenger and freight earnings per mile	1,279.79
Gross earnings from operation per mile of road	1,279.97
Expenses	31,192.88
Expenses pe mile of road	1,834.88
Miles run, by mixed trains	18,000,

Hazelhurst & Southeastern Railway Co.

FREIGHT TRAFFIC MOVEMENT.

Ninety-nine per cent. of the traffic of this road is lumber and logs.

EQUIPMENT.

The equipment of this road consists of three locomotives, one combination passenger car, sixty-five logging cars and one caboose.

There is one wooden bridge 277 feet long on the line.

TELEGRAPH.

The company owns seventeen miles of telegraph line.

William Holmes & Son Logging Railway.

WILLIAM HOLMES & SON LOGGING RAILWAY.

This railway is owned and operated by Holmes and Sons of Menominee, Mich. The road is used almost exclusively for logging purposes, carries no passengers, but does some switching for outside parties. The firm has 42 miles of track and spurs out of Dunbar, Wis., a station on the M., St. P. & S. Ste. M. Ry. in Marinette county. The earnings are reported to be \$1,025.50 for switching for the years ending June 30, 1902. The expenses are all charged to general expenses of the lumber firm and are not kept separate from the other expenses of the firm. The firm has five locomotives and 134 logging cars.

The accidents on the line for the year were one employee killed. There is one iron bridge 60 feet long on the line.

Iola & Northern Railway Co.

IOLA & NORTHERN RAILWAY COMPANY.

This company was organized May 9th, 1893, under the laws of Wisconsin. It has the same officers and is managed by the Green Bay and Western management.

The property owned and operated consists of 4.70 miles from Scandinavia to Iola.

CAPITAL STOCK.

There has been authorized 17,000 shares of the par value of \$100.00 each or a total par value of \$1,700,000.00 of common stock of the company of which 714 shares only have been issued, and are outstanding or \$71,400.00.

The company has no funded debt or miscellaneous obligations.

ASSETS AND LIABILITIES.

Assets:	
Cash	\$2,419 04
Due from agents	48 07
Due from solvent companies and individuals	58 02
Other cash assets (excluding "material and supplies").....	111 36
Total	\$3,636 49
Liabilities:	
Audited vouchers and accounts	\$0 50
Wages and salaries	259 75
Net traffic balance due to other companies	1,529 04
Balance—cash assets	1,847 20
Total	\$3,636 49

RECAPITULATION.

Capital stock outstanding, \$71,400, or, per mile	\$15,191 00
---------------------------------------------------------	-------------

COST OF ROAD EQUIPMENT.

Total for construction	\$65,000 00
Total for equipment	4,216 06
Total to June 30, 1902	\$69,216 06

Iola & Northern Railway Co.

INCOME ACCOUNT.

Gross earnings from operation	\$5,718 44
Less operating expenses	5,762 41
Deficit	\$43 97
Deductions from income	29 50
Deficit	\$73 47

EARNINGS FROM OPERATION.

Deficit for the year ending June 30, 1902	\$73 47
Surplus June 30, 1901	1,630 95
Depreciation of equipment charged to profit and loss	1,953 62
Deficit on June 30, 1902	336 74
Passenger	\$1,225 88
Mail	222 72
Express	26 33
Freight	4,243 31
Total	\$5,718 44

OPERATING EXPENSES—WISCONSIN.

Maintenance of way and structure:	
Repairs of roadway	\$416 85
Repairs and buildings	1 91
Total	\$418 76
Maintenance of equipment:	
Repairs and renewals of locomotives	\$1,096 37
Repairs and renewals of passenger cars	55 25
Total	\$1,151 62
Conducting transportation:	
Wages of enginemen, firemen and roundhousemen	\$944 42
Fuel for locomotives	1,068 00
All other supplies for locomotives	51 85
Wages of other trainmen	\$12 50
All other train supplies	27 71
Wages of switchmen, flagmen and watchmen	457 50
Wages of station agents, clerks and laborers	364 56
Station supplies	25 61
Car mileage—damage	7 25
Other expenses	42 00
Total	\$3,801 40

Mileage upon which based, 4.70.

OPERATING EXPENSES—WISCONSIN.

General expenses:	
Legal expenses	\$29 75
Stationery and printing	58 38
Other general expenses	302 50
Total	\$390 63
Recapitulation of expenses:	
Maintenance of way and structures	\$418 76
Maintenance of equipment	1,151 62
Conducting transportation	3,801 40
General expenses	390 63
Grand total	\$5,762 41

Percentage of operating expenses to earnings, 100.77.

Iola & Northern Railway Co.

COMPARATIVE GENERAL BALANCE SHEET.

June 30, 1901.	ASSETS.	June 30, 1902.	Year ending June 30, 1902.	
			Total.	Increase.
Total.		Total.	Increase.	Decrease.
\$33,125 71	Cost of road	\$65,000—	\$31,874 29
4,730 00	Cost of equipment	4,216 06	\$513 94
3,184 90	Cash and current assets	3,636 49	451 58
.....	Profit and loss	236 74	336 74
\$41,040 61	Grand total	\$73,189 29	\$32,148 68

June 30, 1901.	LIABILITIES	June 30, 1902.	Year ending June 30, 1902.	
			Total.	Increase.
Total.		Total.	Increase.	Decrease.
.....	Capital stock	\$71,400 00	\$71,400 00
\$1,494 55	Current liabilities	1,789 29	294 74
37,855 71	J. Walker, Jr., funds furnished to build and equip..	\$37,851 71
1,690 35	Profit and loss	1,690 35
\$41,040 61	Grand total	\$73,189 29	\$32,148 68

IMPORTANT CHANGES DURING THE YEAR.

714 shares of common stock issued to parties who built the road.

CONTRACTS AND AGREEMENTS.

With the U. S. Express Co. on account of express business and with the U. S. post office department about the carrying of the mails.

Iola & Northern Railway Co.

EMPLOYEES AND SALARIES.

Class.	Number.	Total number of days worked.	Total yearly compensation.	Average daily compensation.
General officers	4			
Station agents and conductors	1	312	\$660 00	\$2 11
Other station men	1	312	31 20	10
Enginemen	1	312	944 42	3 03
Firemen	1	312	457 50	1 47
Other trainmen	1	312	485 86	1 55
Section foremen	1		405 90	1 30
Total, including general officers	10	1,872	\$2,984 88	\$1 59
Less general officers	4			
Total, excluding general officers.....	6	1,872	\$2,984 88	\$1 59
Distribution of above:				
General administration	4			
Maintenance of way and structures ..	1	312	\$405 90	\$1 30
Conducting transportation	5	1,560	2,578 98	1 65
Total, including gen'l officers.....	10	1,872	\$2,984 88	\$1 59
Less general officers	4			
Total, excluding gen'l officers.....	6	1,872	\$2,984 88	\$1 59

PASSENGER AND FREIGHT, AND TRAIN MILEAGE—WISCONSIN.

Passenger traffic:

Number of passengers carried earning revenue	6,130.
Number of passengers carried one mile	28,811.
Average distance carried	4.70
Total passenger revenue	1,225.88
Average amount received from each passenger19988
Average receipts per passenger per mile04255
Total passenger earnings	1,474.93
Passenger earnings per mile of road	313.81
Passenger earnings per train mile12532

Freight traffic:

Number of tons carried of freight earning revenue.....	8,665.
Number of tons carried one mile	40,726.
Average distance haul of one ton	4.70
Total freight revenue	\$4,243.51
Average amount received for each ton of freight.....	.48973
Average receipts per ton per mile10420
Total freight earnings	4,243.51
Freight earnings per mile of road	909.87
Freight earnings per train mile36057

Passenger and freight:

Passenger and freight revenue	\$5,718.44
Passenger and freight revenue per mile of road	1,216.69
Passenger and freight earnings	5,718.44
Passenger and freight earnings per mile of road	1,216.69
Gross earnings from operation	5,718.44
Gross earnings from operation per mile of road	1,216.69
Expenses	5,762.41
Expenses per mile of road	1,226.04
Income from operation	43.97
Income from operation per mile of road	9.33

Iola & Northern Railway Co.

Train mileage:	
Miles run by mixed trains	11,769.
Grand total train mileage:	
Mileage of loaded freight cars—north or east.....	7,332.
Mileage of loaded freight cars—north or west	32,994.
Mileage of empty freight cars—north or east	28,728.
Mileage of empty freight cars—south or west	3,066.
Mileage upon which based, 4.70.	

FREIGHT TRAFFIC MOVEMENT—WISCONSIN.

Commodity.	Freight originating on this road in Wisconsin.	Freight received from this road originating outside of Wisconsin, and all other freight received from connecting roads and other carriers. Whole tons	Total freight tonnage.	
			Whole tons.	Per cent.
Products of agriculture:				
Grain	250	250	02.89
Flour		344	344	03.97
Cotton	4,149	40	4,189	48.35
Products of animals:				
Live stock	359	359	04.14
Products of mines:				
Anthracite coal		33	33	00.38
Bituminous coal		21	21	00.24
Products of forest:				
Lumber	880	111	991	11.44
Manufactures:				
Petroleum and other oils		15	15	00.17
Cement, brick and lime		463	463	05.34
Agricultural implements		139	139	01.61
Wagons, carriages, tools, etc.		20	20	00.23
Wines, liquors and beers		164	164	01.89
Household goods and furniture ..	10	30	40	00.46
Miscellaneous:				
Other commodities not mentioned above	62	218	280	03.23
Total tonnage	6,032	2,633	8,665	100.00

Iola & Northern Railway Co.

DESCRIPTION OF EQUIPMENT—WISCONSIN.

Item.	Number added during year.	Total number at end of year.	Equipped with train brake.		Cars fitted with automatic coupler.	
			Number.	Kind.	No.	Kind.
Locomotives:						
Passenger and freight.....		1	1	Westinghouse	1	Gould.
Total.....		1	1		1	
Cars in passenger service:						
Combination passenger cars.....		1	1	Westinghouse	1	Trojin.
Total.....		1	1		1	
Cars in freight service.....						
Box cars.....		1	1		1	Trojin.
Flat cars.....		5			3	Trojin.
Total.....		4	1		4	
Grand total.....		5	2		5	

RENEWALS OF TIES.

	Number.	Cost.
Red oak.....	722	\$0.25
Hemlock.....	1,375	25
Total.....	2,097	\$0.25

CONSUMPTION OF FUEL BY LOCOMOTIVES.

There was 341 tons of bituminous coal and 46 cords of soft wood consumed during the year. The coal cost \$3.00, and the wood \$1.00 at point of distribution. 9545 miles were run by locomotives on an average of 6.27 pounds of coal per mile.

BRIDGES, ETC.

There are 5 wooden bridges on the line with an aggregate length of 791 feet, minimum length, 74 feet, and maximum length 247.

Kewaunee, Green Bay & Western Railroad.

KEWAUNEE, GREEN BAY & WESTERN RAILROAD.

This company was organized May 29, 1890, under the laws of Wisconsin. It is a part of the Green Bay and Western system. The officers of the Green Bay and Western R. R. manage it. At the last meeting of the stockholders, there were 26 stockholders. The general and operating officers of the company are located at Green Bay, Wis.

PROPERTY OPERATED.

Green Bay to Kewaunee, Wis., 36.70 miles, which constitutes the total mileage of the road.

CAPITAL STOCK.

Common	\$465,750 00
Preferred	199,200 00
Total outstanding	<u>\$664,950 00</u>
Common—4,800 shares, par value	\$480,000 00
Preferred—2,000 shares, par value	200,000 00
Total authorized	<u>\$680,000 00</u>

FUNDED DEBT.

First mortgage issued 1891, due 1892, amount authorized and issued \$408,000 of 5% bonds, interest payable in December and June, amount of interest due and paid during the year \$20,400.00.

There are no miscellaneous obligations or other funded debt against the company.

CURRENT ASSETS AND LIABILITIES.

Assets:	
Cash	\$10,953 31
Due from agents	2,023 65
Net traffic balances due from other companies	518 12
Due from solvent companies and individuals	3,300 71
Other cash assets (excluding material and supplies)	10,888 49
Balance—current liabilities	<u>7,998 80</u>
Total	\$35,683 08

*Kewaunee, Green Bay & Western Railroad.***Liabilities:**

Loans and bills payable	\$10,000 00
Audited vouchers and accounts	208 49
Wages and salaries	1,945 97
Matured interest coupons unpaid	1,000 00
Miscellaneous	22,528 62
Total	\$35,683 08

RECAPITULATION.

Capital stock	\$664,950 00
Bonds	408,000 00
Total	\$1,072,950 00

AMOUNT PER MILE OF ROAD.

Capital stock	\$18,118 00
Bonds	11,117 00
Total	\$29,235 00

COST OF ROAD AND EQUIPMENT.

For construction to June 30, 1902	\$1,047,350 00
For equipment to June 30, 1902	42,675 00
Total	\$1,096,025 00

Cost per mlie, \$29,864.44.

INCOME ACCOUNT.

Gross earnings from operation	\$82,798 99
Less operating expenses	40,757 24
Income from operation	\$42,041 75
Deduction from income:	
Interest on funded debt	\$20,400 00
Taxes	2,626 57
Total deductions from income	\$23,026 57
Net income	\$19,015 18
Surplus June 30, 1901	29,061 02
Deductions for the year	33,000 00
Surplus June 30, 1902	15,076 20

EARNINGS FROM OPERATION.

Passenger:	
Passenger revenue	\$21,114 06
Mail	3,022 14
Express	600 00
Extra baggage and storage	563 37
Freight:	
Freight revenue	\$57,477 42
Rents not otherwise provided for	\$82,776 99
	22 00
Total gross earnings from operation	\$82,798 99

Kewaunee, Green Bay & Western Railroad.

The company owns no stocks or bonds of other companies, nor does it pay or receive any rentals.

OPERATING EXPENSES—WISCONSIN.

Maintenance of way and structures:	
Repairs of roadway	\$6,372 19
Renewals of ties	1,829 35
Repairs of bridges and culverts	561 50
Repairs of fences, road-crossings, signs and cattle guards.....	155 22
Repairs of buildings	64 70
Repairs of docks and wharves	123 15
Total	\$9,106 11
Maintenance of equipment:	
Superintendence	\$600 00
Repairs and renewals of locomotives	1,612 12
Repairs and renewals of passenger cars	715 57
Repairs and renewals of freight cars	674 27
Total	\$3,610 96
Conducting transportation:	
Superintendence	\$680 00
Wages of enginemen, firemen and roundhousemen.....	3,713 81
Fuel and water supply for locomotives.....	5,170 50
All other supplies for locomotives	165 87
Wages of other trainmen	3,218 45
All other train supplies	463 10
Wages of switchmen, flagmen and watchmen	495 00
Expenses of telegraph, including train dispatchers and operators.	300 00
Wages of station agents, clerks and laborers.....	3,354 93
Station supplies	91 66
Switching charges—balance	2,414 77
Car mileage—balance	725 94
Loss and damage	321 73
Injuries to persons	54 00
Other expenses	277 15
Hire of equipment—balance	1,118 30
Total	\$22,565 21

Mileage upon which based, 36.70.

OPERATING EXPENSES—WISCONSIN.

General expenses:	
Salaries of officers	\$3,800 00
Salaries of clerks	585 00
General office expenses and supplies	5 00
Advertising	44 60
Insurance	513 48
Rentals not otherwise provided for	108 00
Stationery and printing	252 89
Other general expenses	174 99
Total	\$5,483 96
Recapitulation of expenses:	
Maintenance of way and structures	\$9,106 11
Maintenance of equipment	3,601 96
Conducting transportation	22,565 21
General expenses	5,483 96
Grand total	\$40,757 24

Percentage of operating expenses to earnings, 49 22-100.
Mileage upon which based, 36.70.

Kewaunee, Green Bay & Western Railroad.

COMPARATIVE GENERAL BALANCE SHEET.

June 30, 1901.	ASSETS.	June 30, 1902.	Year ending June 30, 1902.	
			Total.	Increase. Decrease.
\$1,062,350 00	Cost of road	\$1,047,350 00		\$15,060 00
6,000 00	Cost of equipment	48,675 00	\$42,675 00	
41,312 81	Cash and current assets	27,684 28		13,628 53
\$1,109,662 81	Grand total	\$1,123,769 28	\$14,046 47	
June 30, 1901.	LIABILITIES.	June 30, 1902.	Year ending June 30, 1902.	
			Total.	Increase. Decrease.
\$664,950 00	Capital stock	\$664,950 00		
408,000 00	Funded debt	408,000 00		
7,651 79	Current liabilities	35,683 08	\$28,031 29	
29,061 02	Profit and loss	15,076 20		\$13,984 82
\$1,109,662 81	Grand total	\$1,123,769 28	\$14,046 47	

CONTRACTS, AGREEMENTS, ETC.

The United States Express Company pays 40 per cent. of gross earnings, with minimum of 50.00 per month.

The post office department pays \$3,022.18 per annum for the mail service.

The telegraph line is owned jointly with the Western Union Telegraph Company.

SECURITY FOR FUNDED DEBT.

The first mortgage bonds includes all the road and equipment in mortgage but no income is mortgaged.

Kewaunee, Green Bay & Western Railroad.

EMPLOYEES AND SALARIES—WISCONSIN.

Class.	Number.	Total number of days worked	Total yearly compensation.	Average daily compensation.
General officers	5	1,565	\$3,800 00	\$2 43
Other officers	1	300	600 00	2 00
General office clerks	1	320	480 00	1 50
Station agents	3	1,010	1,680 00	1 66
Other station men	4	1,340	1,674 93	1 25
Enginemen	3	659	2,307 58	3 50
Firemen	3	703	1,406 23	2 00
Conductors	2	626	1,565 00	2 50
Other trainmen	4	1,033	1,653 45	1 60
Other shopmen	1	320	480 00	1 50
Section foreman	6	1,960	2,940 00	1 50
Other trackmen	16	3,317	4,146 19	1 25
Switchmen, flagmen and watchmen.....	1	309	495 00	1 60
Telegraph operators and dispatchers	1	300	600 00	2 00
Employees—account floating equipment..	8	1,043	1,303 47	1 25
All other employees and laborers	5	770	1,040 30	1 35
Total (including "general officers")	64	15,575	\$26,172 15	\$1 68
Less "general officers"	5	1,565	3,800 00	2 43
Total (excluding "general officers")	59	14,010	\$22,372 15	\$1 60
Distribution of above:				
General administration	6	1,865	\$4,400 00	\$2 36
Maintenance of way and structures	30	6,320	8,389 66	1 33
Maintenance of equipment	6	1,090	1,520 30	1 39
Conducting transportation	22	6,300	11,862 19	1 88
Total (including "general officers")	64	15,575	\$26,172 15	\$1 68
Less "general officers"	5	1,565	3,800 00	2 43
Total (excluding "general officers")	59	14,010	\$22,372 15	\$1 60

Kewaunee, Green Bay & Western Railroad.

PASSENGER AND FREIGHT, AND TRAIN MILEAGE—WISCONSIN.

Passenger traffic:

Number of passengers carried earning revenue	35,154
Number of passengers carried one mile	737,981
Average distance carried	20.91
Total passenger revenue	\$21,114.06
Average amount received from each passenger60077
Average receipts per passenger per mile.....	.02861
Total passenger earnings	25,299.57
Passenger earnings per mile per road	689.36158
Passenger earnings per train mile60910

Freight traffic:

Number of tons carrier of freight earning revenue.....	121,355
Number of tons carried one mile	3,741,967
Average distance haul of one ton.....	30.84
Total freight revenue	\$57,477.42
Average amount received for each ton of freight.....	.47371
Average receipts per ton per mile01536
Total freight earnings	57,477.42
Freight earnings per mile of road	1,566.14223
Freight earnings per train mile	1.38380

Passenger and freight:

Passenger and freight revenue	82,798.99
Passenger and freight revenue per mile of road.....	2,256.10327
Passenger and freight earnings	82,798.99
Passenger and freight earnings per mile of road	2,256.10327
Gross earnings from operation	82,798.99
Gross earnings from operation per mile of road	2,256.10327
Expenses	40,757.24
Expenses per mile of road	1,110.55150
Income from operation	42,041.75
Income from operation per mile of road	1,145.55177

Train mileage:

Miles run by mixed trains	41,536
Mileage of loaded freight cars—north or east	107,976
Mileage of loaded freight cars—south or west.....	118,426
Mileage of empty freight cars—north or east	35,799
Mileage of empty freight cars—south or west.....	15,129
Mileage upon which based	36.70

Kewaunee, Green Bay & Western Railroad.

FREIGHT TRAFFIC MOVEMENT.—WISCONSIN.

Commodity.	Freight originating on this road in Wisconsin. Whole tons.	Freight received from this road originating outside of Wisconsin, and all other freight received from connecting roads and other carriers. Whole tons	Total freight tonnage.	
			Whole tons.	Per cent.
Products of agriculture:				
Grain	19,194	16,365	35,559	29.31
Flour	1,078	480	1,558	1.28
Hay	3,396	3,459	6,855	5.65
Fruit and vegetables	2,745	1,748	4,463	3.68
Products of animals:				
Live stock	2,324	73	2,397	1.98
Poultry, game and fish	1,699	427	2,126	1.75
Anthracite coal	417	417	0.34
Bituminous coal	25,638	138	25,776	21.24
Ores	877	101	978	0.81
Products of forest:				
Lumber	13,296	6,450	19,746	16.28
Manufactures:				
Petroleum and other oils	286	195	481	0.40
Sugar	20	20	0.02
Other castings and machinery	429	227	656	0.54
Bar and sheet metal	287	224	511	0.42
Cement, brick and lime	2,172	362	2,534	2.09
Agricultural implements	110	161	271	0.22
Wagons, carriages, tools, etc.	71	187	258	0.21
Wines, liquors and beers	324	52	376	0.31
Household goods and furniture ..	275	93	368	0.30
Merchandise	5,425	5,085	10,510	8.66
Miscellaneous:				
Other commodities not mentioned above	3,417	2,058	5,475	4.51
Total tonnage	83,480	37,855	121,355	100.00

Kewaunee, Green Bay & Western Railroad.

DESCRIPTION OF EQUIPMENT—WISCONSIN.

Item	Total number at end of year.	Equipped with train brake.		Cars fitted with automatic coupler.	
		Number.	Kind.	Number.	Kind.
Locomotives:					
Passenger	2	2	Westinghouse.	2	Gould.
Cars in passenger service:					
First-class passenger cars ..	2	2	Westinghouse.	2	Gould.
Combination passenger cars ..	2	2	Westinghouse.	2	Gould.
Baggage, express and postal cars	1	1	Westinghouse.	1	Gould.
Total	5	5	5	
Cars in freight service:					
Box cars	75	75	Westinghouse.	75	Trojan.
Grand total	80	80	80	

MILEAGE.

Miles of single track	36.70
Branches and spurs	1.75
Yards, tracks and sidings	8.28
Total	46.73

RENEWAL OF RAILS AND TIES.

White oak	2,628	cost	45c
Hemlock	3,704	cost	25c
Cedar	2,808	cost	25c
Total	9,140	cost	30 $\frac{3}{4}$ c

CONSUMPTION OF FUEL BY LOCOMOTIVES.

2,098 tons of bituminous coal and 92 cords of soft wood were used by the locomotives. The coal cost \$2.50 per ton and the wood \$1.00 per cord at the point of distribution.

The locomotives run 72,450 miles and consumed on an average per mile 59.19 lbs. coal.

ACCIDENTS TO PERSONS.

There were no accidents of any kind to either employees or others during the year.

Kewaunee, Green Bay & Western Railroad.

CHARACTERISTICS OF ROAD.

Green Bay to Kewaunee is 36.70 miles. There are 39 curves with an aggregate length of 10.39 miles. There is 26.31 miles of straight line, 9.28 miles of level line, 22 ascending grades, amounting to 233 feet as the sum of the ascents, and with an aggregate length 12.45 miles. The descending grades are 22, with an aggregate length of 14.97 miles, and 233 feet as the sum of the descent.

BRIDGES AND TRESTLES.

There are 15 wooden bridges and one combination bridge. The wooden bridges are 1,207 feet long in the aggregate, 16 feet being the minimum and 210 feet the maximum length. The combination bridge is 1,700 feet long. There is one overhead highway on this line 22 feet above the rail.

Lake Superior Terminal & Transfer Ry. Co.

LAKE SUPERIOR TERMINAL & TRANSFER RAIL-
WAY COMPANY.

This company was organized Oct. 17, 1883. The property owned and operated consists of tracks, siding and spurs all in West Superior, Wis., and amounts to 15.70 miles of standard gauge railway.

CAPITAL STOCK.

There was authorized to be issued 12,000 shares of the par value of \$100.00 each, of which 942 shares have been issued for \$94,200, which money has been expended in purchase of real estate construction of buildings, tracks, sidings and spurs and purchase of equipment.

The stock is owned by the Northern Pacific, Duluth South Shore and Atlantic, Chicago, St. Paul, Minneapolis & Omaha, and Great Northern Railway Companies. This company's tracks are used for switching purposes, and exchanging to another in West Superior and Superior and also for delivery of cars at docks, elevators, warehouses, etc.

FUNDED DEBT.

First mortgage coupon bonds dated April 1st, 1889 due April 1st 1909 to the amount of \$195,000.00, bearing 6 interest have been issued.

Cash and current assets available for the payment of current liabilities:

Cash	\$7,913 89
Due from agents	200 00
Due from solvent company and individuals	636 04

Current liabilities accrued to and including June 30, 1902:

Audited vouchers and accounts	\$4,798 63
Bills in course of collection	636 04
Miscellaneous (to be paid in switching)	2,326 000
Balance cash assets	\$8,749 93
	\$8,749 93
Material and supplies on hand	\$1,351 08

Lake Superior Terminal & Transfer Ry. Co.

RECAPITULATION.

	Outstand- ing.	Miles.	Amount per mile.
Capital stock	\$94,200 00	15.70	\$6,000 00
Bonds	195,000 00	15.70	12,420 38
Current liabilities	7,760 57	15.70	494 30
Total	\$296,960 57	15.70	\$18,914 68

COST OF ROAD AND EQUIPMENT.

Construction:			
Right of way			\$37,574 08
Other real estate			40,284 80
Buildings, furniture and fixtures			14,779 40
Shop machinery and tools			59 62
Sidings and yard extensions			141,997 49
Other items			634 00
Total construction			\$235,329 39
Equipment:			
Locomotives	\$53,523 66		
Snow plow	549 80		
			54,073 46
Grand total construction and equipment.....			\$289,402 85

INCOME ACCOUNT.

Gross collections from operation	\$68,451 62
Less operating expenses	56,284 91
Collected from operation	\$12,166 71
Deducted from collections:	
Interest on funded debt	\$11,700 00
Taxes	466 71
Total deduction	\$12,166 71

EARNINGS FROM OPERATION.

Extra baggage and storage	\$310 15
Rent office in Union depot	110 00
Switching for individuals and companies	4,778 75
Total freight earnings	\$5,198 90
Other freight earnings from operation:	
Demurrage charges	\$278 51
Use of depot and grounds	480 00
Total other earnings	758 51
Total gross earnings from operation.....	\$5,957 41
Contributed by proprietary companies:	
Depot facilities	\$8,417 59
Switching for owners	54,076 62
	\$62,494 21
Gross collections	\$68,451 62

Lake Superior Terminal & Transfer Ry. Co.

The Lake Superior Terminal and Transfer Company, as its name implies, is but a consolidated yard of the railroad lines entering West Superior and was organized for the purpose of minimizing the cost of switching for such companies. It therefore has no earnings whatsoever from its owners on account of services performed for them, the expense of operating the property being apportioned monthly upon certain basis between them. The terminal company does enjoy certain revenues on account of work performed for outside parties other than owners of the property, which are stated above under "Gross Earnings from Operation." The amount shown as "Collections" represents the total expense of operation plus interest on funded debt, and certain taxes.

OPERATING EXPENSES.

Maintenance of way and structures:	
Repairs of right of way	\$5,949 07
Renewal of rails	713 05
Renewal of ties	1,659 87
Repairs of road crossing, signs, etc.	276 43
Repairs of buildings	375 21
Total	\$8,973 63
Maintenance of equipment:	
Repairs and renewals of locomotives	\$1,988 43
Repairs of cars	8 32
Repairs and renewals, freight cars	961 66
Repairs, tugs, floats and barges	107 05
Total	\$3,065 01
Conducting transportation:	
Wages of enginemen, firemen, etc.	\$7,581 76
Fuel for locomotives	9,322 79
Water supply for locomotives	444 88
All other supplies for locomotives	537 91
Wages of other trainmen	1,200 00
Wages of switchmen, flagmen, etc.	13,565 38
Wages of train dispatchers and operators	533 09
Wages of station agents, clerks, and laborers.....	3,762 47
Station supplies	1,121 12
Loss and damage	75 57
Injuries to persons	48 89
Other expenses (car hire)	26 37
Total	\$38,184 23

Lake Superior Terminal & Transfer Ry. Co.

General expenses:		
Salary of officers		\$2,160 00
Salary of clerks		1,877 99
General office expenses and supplies		19 50
Insurance		285 00
Expense of Traffic Association		42 32
Rentals not otherwise provided for		600 00
Legal expenses		518 50
Stationery and printing		437 48
Other general expenses		120 75
Total		<u>\$6,061 54</u>
Recapitulation:		
Maintenance of way and structures		\$8,973 63
Maintenance of equipment		3,065 51
Conducting transportation		38,184 23
General expenses		6,061 54
Grand total		<u>\$56,284 91</u>

COMPARATIVE GENERAL BALANCE SHEET.

June 30, 1901.	ASSETS.	June 30, 1902.	Year ending June 30, 1902.	
			Total.	Increase. Decrease.
\$235,329 39	Cost of road	\$235,329 39		
54,073 46	Cost of equipment	54,073 46		
\$8,873 50	Cash and current assets	8,749 93		\$123 57
1,057 07	Materials and supplies	1,351 08	294 01	
\$299,333 42	Grand total	\$299,503 86	\$294 01	\$123 57
June 30, 1902.	LIABILITIES.	June 30, 1902.	Year ending June 30, 1902.	
		Total.	Increase. Decrease.	
\$94,200 00	Capital stock	\$94,200 00		
195,000 00	Funded debt	195,000 00		
7,208 42	Current liabilities	7,760 57	\$552 15	
2,925 00	Accrued interest on funded debt not yet payable	2,925 00		
\$299,333 42	Grand total	\$299,885 57	\$552 15	

Lake Superior Terminal & Transfer Ry. Co.

EMPLOYEES & SALARIES.

Class.	Number.	Total number of days worked.	Total yearly compensation.	Average daily compensation.
General officers	2	730	\$660 00	\$0 90
Superintendent	1	365	1,500 00	4 11
General office clerks	2	730	1,877 29	2 57
Ticket agent	1	365	1,200 00	3 29
Other station men	4	1,460	2,530 00	1 73
Enginemen	3	1,327	4,642 44	3 50
Firemen	3	1,327	2,801 66	2 10
Other trainmen	10	3,875	11,661 10	3 01
Machinists	2	445	1,110 00	2 50
Other shopmen	4	1,460	2,520 00	1 73
Section foreman	1	365	720 00	1 97
Other trackmen	13	3,276	4,914 06	1 50
Switchmen, flagmen, etc.	5	2,005	3,015 00	1 50
Telegraph operators	1	330	414 46	1 26
All other employees	1	365	500 00	1 37
Total, including general officers....	53	18,425	\$40,066 31	\$2 17
Less general officers	2	730	660 00	90
Total, excluding general officers..	51	17,695	\$39,406 31	\$2 23
Distribution of above:				
General administration	6	2,190	\$4,537 29	\$2 07
Maintenance of way and structures..	14	3,971	6,048 62	1 52
Maintenance of equipment	6	1,905	3,630 20	1 91
Conducting transportation	27	10,359	25,850 20	2 50
Total, including general officers....	53	18,425	\$40,066 31	\$2 17
Less general officers	2	730	660 00	90
Total, excluding general officers..	51	17,695	\$39,406 31	\$2 23

EQUIPMENT.

The company owns seven locomotives and one snow plow.

RENEWAL OF RAILS AND TIES.

43 320-2240 tons of steel rails were laid during the year ending June 30, 1902, also 3,469 pine ties at a cost of .28, 237 oak cross ties at a cost of .5881 apiece, 19,498 pine switch ties at a cost of .1390 and 20,580 oak ties at a cost of .21.475 apiece.

CONSUMPTION OF FUEL BY LOCOMOTIVES.

The company used 3,303 tons of soft coal at an average cost at point of distribution of \$2.68, and 16 cords of soft wood at cost of \$1.70 per cord. Miles run by locomotives 100,500. Average pounds of coal consumed per mile 65.89.

Lake Superior Terminal & Transfer Ry. Co.

ACCIDENTS TO PERSONS.

Employes.—One switchman killed and one trespasser injured.

CHARACTERISTICS OF ROAD.

6 trestles, aggregate length 3,360 1-2, minimum length 9.06, maximum 2,184 feet.

Mattoon Railway Company.

MATTOON RAILWAY COMPANY.

This railway is owned and operated by the Wisconsin Timber and Land Company of Mattoon, Wis.

The track connects with the Chicago and Northwestern Railway at Aniwa Station. The road is about 17 miles in length and is used chiefly as a logging railway.

Marinette, Tomahawk & Western Railway.

MARINETTE, TOMAHAWK & WESTERN RAILWAY.

(Standard Gauge.)

This railway company was organized under the general laws of the state of Wisconsin, October 9th, 1894.

NAMES OF DIRECTORS.

J. W. Bradley, Milwaukee, Wis.
 W. H. Bradley, Tomahawk, Wis.
 W. G. Collins, Tomahawk, Wis.
 W. T. Bradley, Tomahawk, Wis.
 F. G. Stark, Tomahawk, Wis.

The general offices of the company are located at Tomahawk, Wis.

TERMINALS OF PROPERTY OPERATED.

Tomahawk, Wis., to Harrison, Wis.	14.30
Tomahawk, Wis., to Tomahawk Jct., Wis.	5.50
Jersey City, Wis., to Spirit Falls, Wis.	13.50
Antigo Jct., Wis., to Gleason, Wis.	12.90
Total miles	46.20

CAPITAL STOCK.

Common stock 10,000 shares authorized of the par value \$1,000,000.00 of which \$161,500.00 have been issued and outstanding representing 1,650 shares.

This company has no funded debt.

CURRENT ASSETS AND LIABILITIES.

Cash and current assets, available for payment of current liabilities.

Cash	\$5,381 23
Due from agents	1,762 67
Due from solvent companies and individuals	1,364 27
Balance current liabilities	405,850 05
Total	\$414,313 22

Marinette, Tomahawk & Western Railway.

Current liabilities accrued to and including June 30, 1902.

Audited vouchers and accounts	\$624 58
Wages and salaries	2,883 26
Net traffic balances due to other companies	954 35
Miscellaneous	409,851 03
Total	\$414,313 22
Material and supplies on hand	\$373 75
Liabilities:	
Capital stock outstanding	\$161,500 00
Current liabilities	414,513 22
Total	\$575,813 22
Amount per mile of road:	
Capital stock	\$3,495 67
Current liabilities	8,967 82
46.20 miles, per mile	\$12,463 49

Permanent improvements for the year not included in operating expenses and being the total expenditures, were as follows:

Right of way	\$912 89
Fences	289 66
Grading and bridges, culverts, masonry	4,593 95
Bridges and trestles	3,161 20
Ties	58 52
Shop machinery and tools	8 29
Engineering expenses	1,763 57
Sidings and yard extensions	769 98
Road built by contract	13,052 88
Other items	12 00
Total construction	\$24,622 94
Equipment:	
Locomotives	2,147 00
Grand total construction and equipment	\$26,769 94

COST OF ROAD & EQUIPMENT.

	Total cost to June 30, 1902.
Construction:	
Right of way	\$1,662 15
Other real estate	36,794 20
Fences	289 66
Grading bridges and culvert masonry	11,334 50
Bridges and trestles	3,161 20
Rails	45,835 70
Ties	1,973 14
Buildings, furniture and fixtures	2,242 39
Shop machinery and tools	294 72
Engineering expenses	3,487 73
Telegraph line	794 31
Sidings and yard extensions	4,099 71
Terminal facilities	5,044 63
Road built by contract	73,047 02
Purchase of constructed road	343,399 43
Other items	3,859 00
Total construction	\$537,319 49

Marinette, Tomahawk & Western Railway.

Equipment:		
Locomotives	\$9,686 28	
Passenger cars	1,200 00	
Sleeping, parlor and dining cars	1,805 00	
Combination cars	1,213 58	
Freight cars	4,520 00	
Other cars of all classes	7,792 20	
Grand total cost, construction and equipment	\$563,541 55	

INCOME ACCOUNT.

(Year ending June 30, 1902.)

Gross earnings from operation	\$38,849 51
Less operating expenses	43,196 40
Deficit	\$4,346 89
Deduction from income: taxes	244 18
Total deficit for the year	\$4,591 07
Surplus June 30, 1901	1,201 32
Surplus June 30, 1902	\$3,389 75

EARNINGS FROM OPERATION.

Passenger:		
Passenger revenue	\$6,151 64	
Mail	\$586 33	
Express	313 14	
Extra baggage and storage	98 15	
Other items	504 90	
Total passenger earnings	\$7,552 26	
Freight:		
Freight revenue	\$31,630 89	
Overcharge to shippers	1,003 22	
Total freight revenue	\$30,627 67	
Other earnings from operation:		
Telegraph company	\$48 31	
Rents not otherwise charged	519 37	
	567 68	
Total gross earnings from operation	\$38,849 51	

Marinette, Tomahawk & Western Railway.

OPERATING EXPENSES.

Item.	Chargeable to passenger traffic.	Chargeable to freight traffic.	Total.
Maintenance of way and structures:			
Repairs of roadway	\$1,338 89	\$4,016 67	\$5,355 56
Renewal of rents	1 33	4 00	5 33
Renewal of ties	986 34	2,959 03	3,945 37
Repairs of bridges and culverts	455 38	1,366 13	1,821 51
Repairs of fence, etc.	25 02	75 05	100 07
Repairs of buildings	106 39	319 19	425 88
Repairs of telegraph	45 58	136 75	182 33
Total	\$2,958 93	\$8,876 82	\$11,835 75
Maintenance of equipment:			
Repairs and renewals of locomotives..	\$916 16	\$2,748 48	\$3,664 64
repairs and renewals of passenger cars	254 99	764 97	1,019 96
Repairs and renewals of freight cars..	273 89	821 67	1,085 56
Shop machinery and tools.....	52 27	156 81	209 08
Total	\$1,497 31	\$4,491 93	\$5,989 24
Conducting transportation:			
Wages of enginemen, firemen, etc.....	\$1,228 13	\$3,584 39	\$4,912 52
Fuel for locomotives	1,674 83	5,024 50	6,699 33
Water supply for locomotives.....	127 28	81 83	109 11
All other supplies for locomotives.....	155 98	467 93	623 91
Wages of other trainmen	775 52	2,326 58	3,102 10
All other train supplies	3 91	11 74	15 65
Wages, switchmen, flagmen, etc.....	373 21	1,119 65	1,492 86
Wages of station agents, clerks and laborers	485 57	1,456 70	1,942 27
Station supplies	5 05	15 17	20 22
Switching charges, balance	35 29	105 87	141 16
Loss and damages	7 98	23 96	31 94
Other expenses	262 41	787 23	1,049 64
Total	\$5,040 31	\$15,121 02	\$20,161 33
General expenses:			
Salaries of officers	\$385 42	\$1,156 25	\$1,541 67
Salaries of clerks	466 18	1,398 55	18,647 73
Insurance	187 66	562 97	750 63
Stationery and printing	70 71	212 14	282 85
Other general expenses	192 55	577 65	770 20
Total	\$1,302 52	\$3,907 56	\$5,210 08
Recapitulation of expenses:			
Maintenance of way and structures....	\$2,958 93	\$8,876 82	\$11,835 75
Maintenance of equipment	1,497 31	4,491 93	5,989 24
Conducting transportation	5,040 31	15,121 02	20,161 33
General expenses	1,302 52	3,907 56	5,210 08
Total	\$10,799 07	\$32,397 33	\$43,196 40
Percentage of operating expenses to earnings	141.09	105.78	112.84

Marinette, Tomahawk & Western Railway.

COMPARATIVE GENERAL BALANCE SHEET.

June 30, 1901.	ASSETS.	June 30, 1902.	Year ending June 30, 1902.	
		Total.	Increase.	Decrease.
\$512,696 55	Cost of road	\$537,319 49	\$24,622 94	
24,075 06	Cost of equipment	26,222 06	2,147 00	
6,297 58	Cash and current assets	8,508 17	2,210 59	
383 69	Materials and supplies	373 75		
	Profit and loss	3,389 75	4,591 07	
\$543,452 88	Grand total	\$575,813 22	\$33,571 60	

June 30, 1901	LIABILITIES.	June 30, 1902.	Year ending June 30, 1902.	
		Total.	Increase	Decrease.
\$161,500 00	Capital stock	\$161,500 00		
380,751 56	Current liabilities	414,313 22	\$33,561 66	
1,201 32	Profit and loss			
\$543,452 88	Grand total	\$575,813 22	\$33,561 66	

CONTRACTS, AGREEMENTS, ETC.

This company has contract with American Express Company for car space and transportation of messenger, safes, packing trunks and freight of Express Company between Tomahawk and Harrison daily, Sundays excepted, for the term of two years from March 4, 1901. Consideration twenty-five dollars per month for all tonnage hauled. The company transports mail from Tomahawk Jct. and back six times a week or as much oftener as trains may run; consideration fixed by the post office department. Mail is also carried under contract, Tomahawk to Gonda and Spirit Falls, for a consideration fixed by the Post Master General.

Marinette, Tomahawk & Western Railway.

EMPLOYEES & SALARIES.

Class.	Number	Total days worked.	Total yearly compensation.	Average daily compensation.
General officers	1	365	\$1,583 34	\$4 34
General office clerks	3	1,083	1,642 90	1 52
Station agents	2	630	948 39	1 50
Other station men	2	734	964 40	1 31
Enginemen	5	1,502	3,525 56	2 35
Firemen	4	1,326	2,297 68	1 73
Conductors	5	1,316	3,059 45	2 32
Carpenters	4	1,079	2,059 97	1 91
Section foremen	7	2,084	3,520 97	1 68
Other trackmen	29	5,410	7,492 95	1 38
Switchmen, flagmen and watchmen	4	1,083	1,498 69	1 38
All other employees and laborers.....	9	1,899	2,973 24	1 56
Total	75	18,511	\$31,567 54	\$1 71
Distribution of above:				
General administration	4	1,448	\$3,226 24	\$2 23
Maintenance of way and structures..	45	9,393	13,987 16	1 49
Maintenance of equipment	4	1,079	2,059 97	1 91
Conducting transportation	22	6,591	12,284 17	1 87
Total	75	18,511	\$31,567 54	\$1 71
Less general officers	1	365	1,583 34
Total	74	18,146	\$29,984 20	\$1 65

PASSENGER & FREIGHT & TRAIN MILEAGE.

Passenger traffic:

Number of passengers carried earning revenue	19,255
Number of passengers carried one mile	134,785
Average distance carried	7
Total passenger revenue	\$6,151.64
Average amount received from each passenger031948
Average receipts per passenger per mile.....	.04564
Estimated cost of carrying each passenger per mile.....	.08012
Total passenger earnings	7,65416
Passenger earnings per mile of road.....	165.67
Passenger earnings per train mile10728

Freight traffic:

Number of tons carried of freight earning revenue.....	72,960
Number of tons carried one mile.....	1,094,400
Average distance haul of one ton	15
Total freight revenue	\$30,627.67
Average receipts per ton per mile02798
Average amount received for each ton of freight41979
Estimated cost of carrying one ton one mile02960
Freight earnings per mile of road	662.93
Freight earnings per train mile42926

Passenger and freight:

Gross earnings from operation	\$38,849.90
Expenses	43,196.40
Expenses per mile of road	934.99
Grand total train mileage	79,085

Marinette, Tomahawk & Western Railway.

FREIGHT TRAFFIC MOVEMENT.

	Total freight tonnage.	
	Whole tons	Per cent.
Products of agriculture:		
Grain	1,032	1.41
Flour	149	.20
Other mill products	285	.39
Hay	1,083	1.48
Fruit and vegetables	18	1.02
Products of animals:		
Live stock	64	.09
Dressed meats	28	.04
Hides and leather	13	.02
Products of mines:		
Anthracite coal	144	.20
Bituminous coal	9	.01
Stone, sand and other miscellaneous products.....	208	.29
Products of forest:		
Lumber and logs	63,415	86.92
Bark	1,780	2.44
Manufactures:		
Petroleum and other oils	13	.02
Iron pig and bloom	248	.34
Iron and steel rails	86	.12
Other castings and machinery	164	.22
Cement, brick and lime	823	1.13
Agricultural implements	13	.02
Wagons, carriages, tools, etc.	6	.01
Wines, liquors and beers	224	.31
Household goods and furniture	133	.18
Merchandise	2,494	3.42
Miscellaneous:		
Other commodities not mentioned above	528	.72
Total tonnage	72,960	100.00

DESCRIPTION OF EQUIPMENT.

The company owns eight locomotives, seven passenger cars, sixty-eight freight cars, one derrick car and one caboose.

RENEWAL OF RAILS & TIES.

No new rails were laid during the year. 9,939 hemlock and tamarack ties were laid at an average cost of 22 cents each,

Marinette, Tomahawk & Western Railway.

CONSUMPTION OF FUEL BY LOCOMOTIVES.

	Bituminous coal. Tons.	Cords soft wood.	Fuel consumed.	Miles run.
Switching	118.81	16.00	126.81	3,130.00
Construction	160.84	20.00	170.84	4,605.00
Mixed trains	1,743.74	199.00	1,843.24	71,350.00
Total	2,023.39	235.00	2,140.89	79,085.00

Average cost of bituminous coal at distributing points for the year was \$3.44 per ton, soft wood, \$1.25. Average pounds consumed per mile was 54.14.

ACCIDENTS.

There were no accidents on this line during the year.

BRIDGES.

Fifteen wooden bridges, aggregate length, 1,738 feet, minimum length, 16, maximum, 567.

TELEGRAPH.

The company owns 48.20 miles of telegraph line and 93.80 miles of wire.

Minneapolis, St. Paul & Ashland Railway.

MINNEAPOLIS, ST. PAUL & ASHLAND RY.

This is a logging railway, which does no freight or passenger business. It is located in Ashland and Bayfield counties, and had on June 30, 1902, 45 miles of track.

The road is operated by the Standard Construction Company, the builders and extends from Ashland to Chequamegon Junction, 23 miles and from Chequamegon Junction to Leonards 22 miles. The road is mortgaged for \$320,000.00, or \$16,000.00 per mile.

Northern Pacific Railway Co.

NORTHERN PACIFIC RAILWAY COMPANY.

Was chartered by the state of Wisconsin, March 15, 1870, amended January 20, 1871, March 6, 1871, and April 15, 1895.

The original name Superior and St. Croix Railroad Company was changed in July, 1896, by resolution of stockholders and directors to Northern Pacific Railway Company.

DIRECTORS.

George F. Baker, New York City.
 W. B. Clough, New York City.
 Edward H. Harriman, New York City.
 Brayton Ives, New York City.
 D. Willis James, New York City.
 John S. Kennedy, New York City.
 Daniel S. Lamont, New York City.
 Charles S. Mellen, St. Paul, Minn.
 Samuel Rea, Philadelphia, Pa.
 William Rockefeller, New York City.
 Samuel Spencer, New York City.
 Charles Steele, New York City.
 James Stillman, New York City.
 Eben B. Thomas, New York City.
 Hamilton McK. Twombly, New York City.

OFFICERS.

President—Charles S. Mellen, St. Paul, Minn.
 1st Vice President—Daniel S. Lamont, New York City.
 2nd Vice President—J. M. Hanaford, St. Paul, Minn.
 Secretary—George H. Earn, New York City.
 Treasurer—Charles A. Clark, St. Paul, Minn.
 General Counsel—Charles Lynde Stetson, New York City.
 Counsel—Charles W. Bunn, St. Paul, Minn.
 Comptroller—Henry A. Gray, St. Paul, Minn.
 Auditor—M. P. Martin, St. Paul, Minn.
 General Manager—Thomas Cooper, St. Paul, Minn.
 Traffic Manager—J. M. Hanaford, St. Paul, Minn.
 General Passenger Agent—Charles S. Fee, St. Paul, Minn.
 General Ticket Agent—Charles S. Fee, St. Paul, Minn.
 General Superintendent—M. C. Kimberly, St. Paul, Minn.
 Division Superintendent—G. W. Vanderslice, Duluth, Minn.

Northern Pacific Railway Co.

Wisconsin division:

Superintendent of Telegraph—O. C. Greene, St. Paul, Minn.	
Superintendent of Express—W. S. Hay, St. Paul, Minn.	
General Baggage Agent—W. H. Lowe, St. Paul, Minn.	
Land Commissioner—W. H. Phipps, St. Paul, Minn.	

PROPERTY OPERATED—WISCONSIN.

Main line:	
Ashland to Minnesota state line	77.63
Wallbridge to Minnesota state line	3.35
South Superior to center of state line river bridge.....	6.06
	87.04
Branches and spurs:	
Iron River & Wis., to Washburn, Wis.	33.77
Minn. state line to West Superior	1.38
Minn. state line to Grantsburg	12.00
Main line spurs to industries	14.07
Branch line to spurs industries08
One-half joint track shown below51
	61.81
Chicago & N. W. Ry. Co., in Ashland33
Spurs in Superior owned jointly with C., St. P., M. & O. Ry....	101
Less one-half added above	51
	.50
Total	149.68

PROPERTY OPERATED—ENTIRE LINE.

Main line branches and spurs	5,375.61
Property owned but leased in Manitoba	355.58
Total miles	5,731.19

CAPITAL STOCK.

The capital stock is all common stock, as of June 30, 1902.....	\$155,000,000 00
Upon which a dividend was paid during the year of	6,999,946 00
On preferred stock	1,500,000 00
Total	\$8,499,946 00

FUNDED DEBT.

Class.	
St. P. & N. P. Ry., 1923, 6 per cent.	\$8,021,000 00
W. R. R. of Minn., 1907, 7 per cent.	352,000 00
N. P. Ry., prior lien, 1907, 4 per cent.	98,868,500 00
General lien, 2047, 3 per cent.	56,000,000 00
St. P. & Div. Mtge., 1907, 4 per cent.	8,757,000 00
St. P. & Duluth, 1st Consuls, 1908, 4 per cent.	1,000,000 00
St. P. & D., 1st Mtge., 1931, 5 per cent.	1,000,000 00
St. P. & D., 2nd Mtge., 1917, 5 per cent.	2,000,000 00
Taylor Falls & S. S. R. R., 1914, 6 per cent.	210,000 00
Duluth Short Line, 1st Mtge., 1916, 5 per cent.	500,000 00
Mnpls. & Duluth, 1st Mtge., 1907, 7 per cent.	280,000 00
Total outstanding June 30, 1902	\$176,988,500 00

Bonds retired Stillwater and St. Paul R. R. 1st Mtge. N.
P. R. R. Gen'l, First Mtge. and Missouri Div. Mtge.

Northern Pacific Railway Co.

EQUIPMENT TRUST OBLIGATIONS.

Notes St. Paul and Duluth R. R. Co. Car Trust series A Francis L. Hine Trustee issued August 15, 1898, term five years \$16,300.00 cash paid down and 60 monthly payments of \$1,751.60 each, covering 200 box cars 60,000 lbs. capacity. Car and locomotive trust notes B. George H. Church, Trustee, June 15, 1899, terms 9 years \$24,084.00 cash down and 18 semi annual payments of \$14,779.02 each, covering 300 box cars of 60,000 lbs, capacity and 5 locomotives. Locomotives trust series C, Geo. H. Church, Trustee, issued June 15, 1899, term 9 years, \$3,649.50 cash down, and 18 semiannual payments of \$2,239.32 each, covering 3 passenger locomotives.

Until full payment is made and all obligations on the part of the railroad company are complied with the title to the above equipment remains in the trustee, his successors or assigns.

DEFERRED PAYMENTS ON ABOVE, OUTSTANDING.

Car Trust, Series A	\$26,274 00
Car Trust, Series B	177,348 00
Locomotive Trust, Series C	29,111 16
Total, including interest	\$232,733 40
Mtge. bonds	176,988,500 00
Total	\$177,221,223 40

CURRENT ASSETS AND LIABILITIES.

Assets:	
Cash	\$8,377,434 90
Bills receivable	39,139 83
Due from agents	1,140,273 75
Net traffic balances due from other companies	313,077 11
Due from solvent companies and individuals	2,574,498 95
Total	\$12,444,424 54
Liabilities:	
Audited vouchers and accounts	\$2,690,572 84
Wages and salaries	1,856,051 14
Dividends not called for	2,326,991 50
Matured interest coupons unpaid	1,100,925 25
Taxes accrued	552,506 42
Reserve funds	435,166 63
Balance—cash assets	3,482,210 76
Balance—cash assets	\$12,444,424 54
Material supplies on hand	2,643,218 10

Northern Pacific Railway Co.

Recapitulation:

Capital stock	\$155,000,000 00
Bonds	176,988,500 00
Equipment trust obligations	232,733 40
Total	\$332,221,233 40
Amount per mile of road	60,190 60

WASHINGTON CENTRAL RAILWAY COMPANY.

Stock	\$1,000,000 00
Funded debt	1,538,000 00
W. Cent. Ry. Co.	2,538,000 00
N. P. Ry.	332,221,233 40
Total	\$334,759,233 40

COST OF ROAD AND EQUIPMENT.

Total for construction	\$287,210,640 36
Total for equipment	24,728,772 18
Grand total	\$311,939,412 54

Note.—Officers of company allege they cannot apportion cost of road and equipment by states.

INCOME ACCOUNT—WISCONSIN.

Gross earnings from operation	\$623,348 21
Less operating expenses	369,204 87
Income from operation	\$259,143 34

INCOME ACCOUNT—ENTIRE LINE.

Gross earnings from operation	\$41,361,186 75
Less operating expenses	21,287,220 92
Income from operation	\$20,073,965 83

Interest on bonds owned	\$223,920 14
Miscellaneous income	644,844 90
Income from other sources	\$86,876 04

Total income

Deductions from income:	
Interest on funded debt	\$6,624,865 83
Rentals	120,742 54
Taxes	1,149,890 32
Permanent improvements	3,000,000 00

Total deductions from income

Net income	\$10,047,232 18
Dividends, common stock	\$6,999,946 00
Preferred stock	1,500,000 00

Total

Surplus from operation, year ending June 30, 1902	\$1,547,286 18
Surplus on June 30, 1901	3,507,423 39
Amount reserved June 30, '98, dividends on preferred stock	3,000,000 00

Surplus June 30, 1902

\$8,054,709 57

Northern Pacific Railway Co.

EARNINGS FROM OPERATION—WISCONSIN.

Passenger:		
Passenger revenue		\$142,852 30
Less repayments:		
Tickets redeemed	\$134 78	
Other repayments	399 60	
Total deductions		534 38
Total passenger revenue		\$142,317 92
Mall		4,343 81
Express		8,751 60
Extra baggage and storage		1,976 72
Other items		823 06
Total passenger earnings		\$158,213 11
Freight:		
Freight revenue		\$416,706 76
Less repayments: Overcharge to shippers.....		13,725 16
Total freight revenue		\$402,981 60
Other items		1,136 92
Total freight earnings		\$404,118 52
Mileage upon which based, 100.75		
Total passenger and freight earnings		\$562,331 63
Other earnings from operation:		
Switching charges—balance	\$41,429 43	
Telegraph companies	2,462 55	
Rentals from tracks, yards and terminals	12,420 53	
Rents not otherwise provided for	9,704 07	
Total other earnings		66,016 58
Total gross earnings from operation, Wisconsin.....		\$628,348 21
Mileage upon which based, 100.75.		

EARNINGS FROM OPERATION—ENTIRE LINE.

Passenger:		
Passenger revenue		\$8,968,916 52
Less repayments:		
Tickets redeemed	\$35,713 96	
Other repayments	47,566 65	
Total deductions		83,280 61
Total passenger revenue		\$8,885,635 91
Mall		746,147 84
Express		605,883 86
Extra baggage and storage		134,895 74
Other items		156,977 24
Total passenger earnings		\$10,529,560 59
Freight:		
Freight revenue	\$30,099,770 35	
Less payments: Overcharge to shippers	390,070 80	
Total freight revenue	\$29,709,699 55	
Other items	76,554 23	
Total freight earnings	\$29,786,253 78	
Total passenger and freight earnings		\$40,315,794 37

Northern Pacific Railway Co.

Other earnings from operation:

Switching charges—balance	\$439,566 58
Telegraph companies	63,473 58
Rentals from tracks, yards and terminals	260,502 23
Rents not otherwise provided for	241,028 87
Other sources	40,321 12

Total other earnings \$1,045,392 38

Total gross earnings from operation \$41,361,186 75

Mileage upon which based, 5,019.36.

BONDS OWNED.

Name.	Total par value.	Rate.	Income or dividend received.	Valuation.
Nor. Pac. Ry. Co., St. Paul, Dul. Div.	\$702,000 00			\$702,000 00
Minnesota Transfer Ry. Co.		4%	\$120 00	Sold
Washington Central Ry. Co.		4%	3,773 33	Sold
Northwestern Improvement Co. ...	7,000,000 00	4%	200,000 00	7,000,000 00
Minn. & International Ry. Notes.			20,026 81	Sold

STOCKS OWNED.

Name.	Total par value.	Valuation.
Clearwater Short Line Ry. Co.	\$2,140,600 00	\$2,140,600 00
Minn. International Ry. Co.	350,000 00	157,290 56
Washington Col. River Ry. Co.	3,000,000 00	1 00
Washington Central Ry. Co.	1,000,000 00	1 00
Lake Sup. Terminal Trans. Ry. Co.	31,400 00	1 00
Northwestern Improvement Co.	2,775,000 00	2,775,000 00
Total	\$9,297,000 00	\$5,072,893 56

RENTALS RECEIVED—WISCONSIN.

Tracks, yards and terminals:

West Superior—L. S. Terminal & Trans. Ry.	\$150 00
Superior—Iron River—Bayfield West. Ry.	5,300 56
West Superior—C. St. P. M. & O. Ry.	703 20
Superior—Duluth, S. S. & Att. Ry.	3,874 27
Superior—Blanchard—W. S. & Gilbert	2,392 50

Grand total rentals received \$12,420 53

Northern Pacific Railway Co.

RENTALS RECEIVED—ENTIRE LINE.

Tracks and terminals:	
Superior, Iron River & Duluth—Bayfield & Western R. R.	\$5,442 90
Superior & Blanchard—H. H. Gilbert	2,392 50
West Superior—C., St. P., M. & O. Ry.	703 20
Duluth—N. Superior—Dul., S. S. & Att. Ry.	7,207 04
West Superior, Lake Superior T. & T. Ry.	150 00
Duluth—Duluth, M. & N.	1,500 00
Duluth—Duluth & Iron Range	1,890 00
Cloquet—Eastern Ry. of Minn.	153 51
St. Paul—Minneapolis—Chi., Gt. Western Ry.	40,358 87
St. Paul—Minneapolis—Mpls. & St. Louis Ry.	44,751 09
St. Paul—Minneapolis—M., St. P. & S. S. M. Ry.	57,548 62
St. Paul—Minneapolis—Wis. Central, St. P. & I. C. Falls.	10,771 85
Fergus Falls—Great Northern Ry.	9,555 00
Stillwater—Stillwater U. D. & Tr. Co.	216 00
Pembina—Canadian Northern Ry.	1,211 64
Anaconda—Butte, An. & Pac. Ry.	90 00
Billings—Huntley—Chi., Bur. & Quincy Ry.	14,745 96
Silver Bow—Oregon Short Line	17,069 97
Seattle—Great Northern Ry.	300 00
Everett—Great Northern Ry.	2,495 67
Spokane—Great Northern Ry.	561 30
Seattle—Col. Puget I. I. Ry.	3,300 00
Seattle—Hartford—Monte Cristo Ry.	13,602 31
Portland—Goble—Astoria & Col. Riv. R. R.	24,490 80
Grand total rentals received	\$260,502 23

MISCELLANEOUS INCOME.

Rentals from leased property	\$238,706 30
Interest on bank balances and sundry accounts	196,690 66
Interest on oest St. Louis River bridge	12,745 74
Interest on securities held by trustee of prior lien mortgage as part of N. P. estate	188,300 00
Net receipts from stock yards	1,372 02
Net receipts from operating Dept. Land	629 69
Unclaimed wages 3 years old	6,400 49
Total	\$644,844 90

OPERATING EXPENSES—WISCONSIN.

Maintenance of way and structures:	
Repairs of roadway	\$62,059 54
Renewals of rails	4,576 30
Renewals of ties	14,747 23
Repairs of bridges and culverts	8,741 85
Repairs of fences, road-crossings, signs and cattle guards	6,598 77
Repairs of docks and wharves	366 49
Repairs of telegraph	1,329 51
Other expenses	148 74
Total	\$99,621 53
Maintenance of equipment:	
Repairs and renewals of locomotives	\$17,853 87
Repairs and renewals of passenger cars	3,912 42
Repairs and renewals of freight cars	16,294 80
Repairs and renewals of ferry-boats, tugs, oats and barges.	1 71
Shop machinery, tools, etc.	1,361 99
Other expenses	4,090 59
Total	\$43,515 38

Northern Pacific Railway Co.

Conducting transportation:	
Wages of enginemen, firemen and roundhousemen.....	\$22,194 87
Fuel for locomotives	53,206 09
Water supply for locomotives	2,221 02
All other supplies for locomotives	868 50
Wages of other trainmen	19,307 80
All other train supplies	5,757 00
Wages of switchmen, flagmen and watchmen	10,817 04
Expenses of telegraph, including train dispatchers and operators	7,294 58
Wages of station agents, clerks and laborers	24,379 80
Station supplies	2,264 88
Car mileage—balance	2,808 98
Loss and damage	2,884 67
Injuries to persons	4,538 35
Other expenses	14,551 03
Total	\$173,074 41
General expenses:	
Salaries of officers	\$3,878 42
Salaries of clerks	4,170 68
General office expenses and supplies	951 69
Agencies, including salaries and rent	4,767 34
Advertising	2,146 95
Commissions	2 64
Insurance	1,621 83
Expense of stock yards and elevators	27,431 53
Rentals for tracks, yards and terminals	105 60
Legal expenses	3,047 83
Stationery and printing	2,657 07
Other general expenses	2,811 97
Total	\$52,993 55
Recapitulation of expenses:	
Maintenance of way and structures	\$99,621 53
Maintenance of equipment	43,515 38
Conducting transportation	173,074 41
General expenses	52,993 55
Grand total	\$369,204 87
Percentage of operating expenses to earnings	58.75%
Mileage upon which based	100.75

OPERATING EXPENSES—ENTIRE LINE.

Maintenance of way and structures:	
Repairs of roadway	\$3,874,867 51
Renewals of rails	291,146 70
Renewals of ties	609,411 47
Repairs of bridges and culverts	1,088,766 02
Repairs of fences, road crossings, signs and cattle guards.....	104,462 90
Repairs of buildings	594,831 10
Repairs of docks and wharves	149,754 75
Repairs of telegraph	45,077 84
Other expenses	5,344 81
Stationery and printing	4,093 84
Total	\$6,767,756 94
Maintenance of equipment:	
Repairs and renewals of locomotives	\$1,329,651 82
Repairs and renewals of passenger cars	399,171 18
Repairs and renewals of freight cars	1,288,505 17
Repairs and renewals of ferry boats, tugs, floats and barges....	7,066 10
Repairs and renewals of work cars	74,776 37
Shop machinery, tools, etc.	91,186 20
Other expenses	122,063 07
Superintendence	89,916 81
Stationery and printing	2,667 86
Total	\$3,404,994 58

Northern Pacific Railway Co.

Conducting transportation:

Superintendence	\$343,857 66
Wages of enginemen, firemen and roundhousemen	1,971,357 65
Fuel of locomotives	2,329,180 14
Water supply for locomotives	107,396 11
All other supplies for locomotives	102,566 20
Wages of other trainmen	1,296,614 31
All other train supplies	282,394 06
Wages of switchmen, flagmen and watchmen	545,826 12
Expenses of telegraph, including train dispatchers and operators	432,525 35
Wages of station agents, clerks and laborers	1,167,827 02
Station supplies	99,876 30
Hire of equipment—balance	10,282 75
Car mileage—balance	136,257 89
Loss and damage	195,898 74
Injuries to persons	215,891 32
Barges, floats, tugs, ferry boats, expenses of, including wages, fuel and supplies:	
Clearing wrecks	59,915 50
Operating marine equipment	38,538 68
Advertising	114,602 15
Outside agencies	260,844 95
Commissions	7,635 84
Stock yards and elevators	41 03
Rents for tracks, yards and terminals	251,799 01
Rent of buildings and other property	2,532 32
Stationery and printing	80,944 80
Other expenses	40,018 51
Total	\$10,138,624 40

General expenses:

Salaries of officers	\$209,924 78
Salaries of clerks	229,886 91
General office expenses and supplies	52,251 28
Insurance	89,165 37
Legal expenses	133,935 36
Stationery and printing	28,454 82
Other general expenses	232,226 48
Total	\$975,845 00

Recapitulation of expenses:

Maintenance of way and structures	\$6,767,756 94
Maintenance of equipment	3,404,994 58
Conducting transportation	10,138,624 40
General expenses	975,845 00

Grand total

\$21,287,220 92

Percentage of operating expenses to earnings	51.47%
Mileage upon which based	5,019.36

RENTALS PAID FOR LEASE OF OTHER PROPERTY—WISCONSIN.

Terminals:

West Superior—Lake Sup. T. & T. Ry. Co.	\$23,512 43
Ashland—Chi. & N. W. Ry. Co.	2,484 87
Ashland—C., St. P., M. & Ry. Co.	1,434 25
	\$27,431 55

RENTALS PAID FOR LEASE OF ROADS.

Washington Central Ry.	\$61,520 00
Oregon Short Line	51,331 86
Minn. & St. Louis Ry.	7,890 68
Total rentals	\$120,742 54

Northern Pacific Railway Co.

RENTALS PAID FOR LEASE OF OTHER PROPERTY.

Tracks:			
Minneapolis—M'pls & St. Louis	\$12,192 12		
Minneapolis—M'pls, St. P. & S. S. M.	64 64		
St. Anthony Park—Chi. Gt. Western	179 28		
Betw. St. P. & M'pls—C., M. & St. P.	3,637 95		
St Paul—C., St. P., M. & O. Ry.	312 84		
Betw. Boulder & Alhambra Jct.—Montana Central....	3,650 00		
Seattle—Great Northern	141 42		
			\$21,262 49
Terminals:			
West Superior—L. Sup. T. & T.	\$23,512 43		
Ashland—C. & N. W.	2,484 87		
Ashland—C., St. P., M. & O.	1,434 23		
Duluth—Dul. U. D. & Tfr. Co.	26,502 96		
Minneapolis—Chi. M. & St. P.	22,999 92		
Minnesota Transfer—Minn. Tfr. Ry.	29,043 70		
St. Paul—St. P. U. Depot Co.	29,043 70		
Stillwater—U. Depot & Trans. Co.	1,755 11		
Portland—N. Pac. Terminal Co.	109,658 99		
			309,146 92
Total			\$330,399 41
Less amount collected from other companies for their portion of expenses of St. Paul & Minneapolis Terminal facilities			34,600 40
			\$295,799 01

COMPARATIVE GENERAL BALANCE SHEET.

June 30, 1901.	ASSETS.	June 30, 1902.	Year ending June 30, 1902.	
		Total.	Increase.	Decrease.
\$290,523,773 89	Cost of road.....	\$287,210,640 36		\$3,313,133 53
20,111,877 08	Cost of equipment	24,728,772 18	\$4,616,895 10	
3,110,043 56	Stocks owned	5,072,893 56	1,962,850 00	
5,383,260 44	Bonds owned	7,702,000 00	2,318,739 56	
575,086 68	Insurance fund assets ..	593,848 88	18,762 20	
3,217,128 51	Securities in hands of trustee of St. P., Dul. Div. Mtg. as collateral	2,475,326 15		741,802 26
	Securities in hands of trustee of N. P.—Gt. Nor. joint bonds as collateral	109,078,509 76	109,078,509 76	
3,749,675 45	Land dept. current assets	5,153,209 65	1,403,534 20	
12,573,181 98	Cash and current assets	12,444,424 54		128,757 44
200,271 38	Betterment fund assets	69,923 70		130,347 68
	Other assets:			
2,651,252 90	Materials and supplies	2,643,218 10		8,034 80
952,943 74	Sinking fund	841,455 29		111,488 45
30,453 06	Material and supplies leased	30,453 06		
\$343,078,948 67	Grand total	\$458,044,675 23	\$114,965,726 56	

Northern Pacific Railway Co.

COMPARATIVE GENERAL BALANCE SHEET.

June 30, 1901.	LIABILITIES.	June 30, 1902.	Year ending June 30, 1902.		
			Total	Increase.	Decrease.
\$155,000,000 00	Capital stock	\$155,000,000 00			
172,925,789 28	Funded debt	177,221,233 46	\$4,295,444 12		
7,272,498 52	Current liabilities	8,962,213 78	1,689,715 26		
520,821 67	Accrued interest on funded debt not yet payable	531,658 34	10,836 67		
277,329 13	Liquidation fund	103,811 26			\$173,517 87
575,086 68	Insurance fund	593,848 88	18,762 20		
	N. P.—Gt. Nor. joint bonds and scrip	107,577,200 00	107,577,200 00		
3,000,000 00	Special reserve fund for dividends on preferred stock				3,000,000 00
3,507,423 39	Profit and loss	8,054,709 57	4,547,286 18		
\$343,078,948 67	Grand total	\$458,044,675 23	\$114,965,726 56		

IMPORTANT CHANGES DURING THE YEAR—ENTIRE LINE.

Washburn branch purchased	33.77
Oberon Branch constructed	28.07
Ruby Valley Branch constructed	19.39
Green River Branch constructed	5.63
Lake Washington put in operation	1.98
Sundry corrections in recharging34
	88.58

Surrendered lease with M. & St. L. Ry. for use of line, East Minneapolis to White Bear.

Increase in prior lien bonds	\$4,024,000 00
Increase in St. P.—Dul. Div. bonds	49,000 00
Assumed M'pls & Dul. R. R. bonds	280,000 00
	\$4,353,000 00
Decrease in Stillwater & St. Paul R. R. bonds	\$2,500 00
Decrease in car trust notes	55,055 88
	57,555 88
Net increase in mortgage debt	\$4,295,444 12

The following lines were purchased during the year:
 Minneapolis & Duluth Railroad.
 Stillwater Union Depot & Transfer company.
 Duluth Transfer Railway company.
 Washburn, Bayfield & Iron River Railroad.

Northern Pacific Railway Co.

CONTRACTS, AGREEMENTS, ETC., AFFECTING BUSINESS WITHIN
THE STATE OF WISCONSIN.

The Northern Pacific Express company runs over all lines operated by this company, paying a percentage of its gross earnings as compensation for the privilege.

United States mails are carried by this company at the rates of pay authorized by act of congress and under the standard rules of the postoffice department.

Sleeping cars are owned jointly and equally by the Northern Pacific Railway company and the Pullman company, and the earnings and expenses thereof are apportioned equally to the two companies.

C., St. P., M. & O. Ry., granting the use of tracks between West Superior and St. Louis river bridge, paying three per cent. per annum on valuation of property.

D., S. S. & A. Ry., granting trackage and terminal facilities between West Superior and Duluth, paying \$5.00 per passenger train and a portion of expenses, and \$5.00 per loaded freight car; also, trackage of trains between Iron River and Superior, paying fifty cents per mile.

Bayfield & Western Railway, granting trackage of trains between Iron River and Superior, and spur tracks into Iron River, paying fifty cents per mile.

L. S. T. & T. Railway, use of tracks in yard at West Superior, paying \$25.00 per month.

Western Union Telegraph company, earnings divided on a percentage basis, the railway paying a proportion of expenses of certain offices.

SECURITY FOR FUNDED DEBT.

St. Paul & Northern Pacific Railway company, from St. Paul to Brainard, 60 miles, \$8,333.00 per mile, includes mortgage on income of land grant Western Railway of Minnesota, Little Falls to Staples, 172.69 miles, and all railroad land

Northern Pacific Railway Co.

grant, real estate, franchises, structure and facilities, terminal and otherwise. Northern Pacific Railway company prior lien mortgage is secured by lien on the line from St. Paul and Ashland and Wallula and branch lines, \$5,519.55. This mortgage covers all main line, branches, terminals, lands, and right to lands, equipment and other property, and all property subsequently acquired by means of any of the bonds to be issued under the prior lien or general lien mortgages (subject to the above mortgages) second and subordinate in lien to the prior lien mortgage, and covering the same property. All the railway and branches and other railroad property, equipment and franchises heretofore belonging to the St. Paul & Duluth Railroad company and conveyed to the Northern Pacific Railway company. The general lien mortgage covers the entire line and branches. St. Paul & Duluth division mortgage on line from St. Paul to Duluth, 225.44 miles.

St. Paul & Duluth Railroad company, first mortgage bonds, St. Paul to Duluth; second mortgage bonds, Carlton to Cloquet; first consolidated, Miller to Quarry; Taylor Falls, on L. S. mortgage bonds.

WYOMING TO TAYLOR FALLS.

Duluth Short Line mortgage bonds, Thompson Junction to West Superior, 225.44 miles; amount per mile, \$20,892.00. All equipment of the St. Paul & Duluth, and all income are included in this mortgage. Minneapolis & Duluth Railroad mortgage bonds, secured on road from Minneapolis to White Bear Junction, 13.19 miles, is for \$21,228.00 per mile. All railroad property is included in this mortgage.

Northern Pacific Railway Co.

EMPLOYEES AND SALARIES—WISCONSIN.

Class.	Number.	Daily pay.
General office clerks		\$1 88
Station agents	9	2 53
Other station men	22	1 72
Enginemen	14	4 10
Firemen	14	2 30
Conductors	7	3 25
Other trainmen	19	2 36
Carpenters	10	2 20
Other shopmen	13	2 07
Section foremen	23	1 50
Other trackmen	201	1 45
Switchmen, flagmen and watchmen	3	2 01
Telegraph operators and dispatchers	7	1 69
All other employees and laborers	38	1 89
Total	380	\$1 97
Distribution of above:		
General administration	3	\$2 83
Maintenance of way and structures	265	1 56
Maintenance of equipment	18	1 94
Conducting transportation	94	2 42
Total	380	\$1 97
General officers	38	\$20 12
Other officers	41	10 69
General office clerks	665	2 18
Station agents	443	2 05
Other station men	1,292	1 80
Enginemen	784	4 11
Firemen	784	2 30
Conductors	516	3 24
Other trainmen	1,531	2 25
Machinists	759	2 42
Carpenters	1,650	2 33
Other shopmen	2,209	2 03
Section foremen	918	1 70
Other trackmen	9,992	1 46
Switchmen, flagmen and watchmen	192	1 62
Telegraph operators and dispatchers	498	2 29
Employees—acct. floating equipment	36	2 36
All other employees and laborers	2,604	1 91
Total	24,952	\$2 06
Less general officers	38
Total, less general officers	24,914	\$2 02
Distribution of above:		
General administration	1,058	\$3 17
Maintenance of way and structures	14,139	1 67
Maintenance of equipment	3,555	2 05
Conducting transportation	6,200	2 42
Total, including general officers	24,952	\$2 06
Less general officers	38
Total, excluding general officers	24,914	\$2 02

Northern Pacific Railway Co.

EMPLOYEES AND SALARIES—WHOLE LINE.

Passenger traffic:

No. of passengers carried earning revenue	4,192,114
No. of passengers carried one mile	406,704,017
Average distance carried	97.02
Total passenger revenue	\$8,885,635.91
Average amount received from each passenger	2.11961
Average receipts per passenger mile02185
Total passenger earnings	10,529,540.59
Passenger earnings per mile	2,097.79
Passenger earnings per train mile including all mixed trains	1.54225

Freight traffic:

No. of tons carried of freight earning revenue	11,080,101
No. of tons carried 1 mile	3,300,253,137
Average distance haul of 1 ton	297.85
Total freight revenue	\$29,709,699.55
Average amount received for each ton	2.68136
Average receipts per ton per mile00900
Total freight earnings	\$29,786,253.78
Freight earnings per mile road	5,934.27
Freight earnings per train mile	3.12611

Passenger and freight:

Passenger and freight revenue	\$38,595,335.46
Passenger and freight revenue per mile	7,689.29
Passenger and freight earnings	40,315,794.37
Passenger and freight earnings per mile	8,032.06
Gross earnings from operation	41,361,186.75
Gross earnings from operation per mile	8,240.33
Expenses	21,287,220.92
Expenses per mile road	4,241.02
Income from operation	20,073,965.83
Income from operation per mile	3,999.31

Train mileage:

Miles run by passenger trains	5,904,092
Miles run by freight trains	8,604,904
Miles run by mixed trains	923,307
Total mileage trains earning revenue	15,432,303
Miles run by construction and other trains	1,968,571
Grand total train mileage	17,400,874
Mileage of loaded freight trains east	122,101,831
Mileage of loaded freight trains west	93,094,434
Mileage of empty freight trains east	24,394,767
Mileage of empty freight trains west	56,610,681

Average number freight cars in train	31.09
Average number loaded cars in train	22.59
Average number empty cars in train	8.50
Average number of tons freight in train	346.37
Average number tons freight in each loaded car	15.37
Mileage upon which based	5,019.36

Northern Pacific Railway Co.

PASSENGER AND FREIGHT, AND TRAIN MILEAGE—WISCONSIN.

Passenger traffic:

Number of passengers carried earning revenue	283,824
Number of passengers carried one mile	5,591,566
Average distance carried	19.70
Total passenger revenue	\$142,317.92
Average amount received from each passenger50143
Average receipts per passenger per mile02545
Total passenger earnings	158,213.11
Passenger earnings per mile of road	1,570.35
Passenger earnings per train mile	1.28792

Freight traffic:

Number of tons carried of freight earning revenue	2,041,844
Number of tons carried one mile	38,141,977
Average distance haul of one ton	18.68
Total freight revenue	\$402,981.60
Average amount received for each ton of freight19736
Average receipts per ton per mile01057
Total freight earnings	404,118.52
Freight earnings per mile of road	4,011.10
Freight earnings per train mile	2.43237

Passenger and freight:

Passenger and freight revenue	545,299.52
Passenger and freight revenue per mile of road	5,412.40
Passenger and freight earnings per mile of road	5,581.45
Gross earnings from operation	628,348.21
Gross earnings from operation per mile of road	6,236.70
Expenses	369,204.87
Expenses per mile of road	3,664.56
Income from operation	259,143.34
Income from operation per mile of road	2,572.14

Train mileage:

Miles run by passenger trains	115,552
Miles run by freight trains	158,850
Miles run by mixed trains	7,292

Total mileage trains earning revenue	281,694
Miles run by construction and other trains	19,648

Grand total train mileage	301,342
Mileage of loaded freight cars—north or east	1,535,224
Mileage of loaded freight cars—south or west	1,030,847
Mileage of empty freight cars—north or east	464,471
Mileage of empty freight cars—south or west	688,802
Average number of freight cars in train	22.39
Average number of loaded cars in train	15.45
Average number of empty cars in train	6.94
Average number of tons of freight in train	229.57
Average number of tons of freight in each loaded car	14.86

Mileage upon which based	100.75
--------------------------------	--------

Northern Pacific Railway Co.

FREIGHT TRAFFIC MOVEMENT—WISCONSIN.

(Company's material excluded.)

Commodity.	Total freight tonnage.	
	Whole tons.	Per cent.
Products of agriculture:		
Grain	906,211	44.38
Flour	35,062	1.72
Other mill products	11,173	.55
Hay	16,470	.81
Fruit and vegetables	11,050	.54
Hops	4
Products of animals:		
Live stock	2,524	.12
Dressed meats	1,601	.08
Other packing-house products	803	.04
Poultry, game and fish	5,358	.26
Wool	5,965	.29
Hides and leather	157	.01
Products of mines:		
Anthracite coal	155,667	7.62
Bituminous coal	274,823	13.46
Coke	25,310	1.24
Ores	26,000	1.27
Stone, sand and other like articles.....	6,360	.31
Products of forest:		
Lumber	125,998	6.17
Other forest products	231,734	11.35
Manufactures:		
Petroleum and other oils	10,643	.52
Sugar	3,480	.17
Iron, pig and bloom	2,831	.14
Iron and steel rails	7,003	.34
Other castings and machinery	2,553	.13
Bar and sheet metal	1,638	.08
Cement, brick and lime	47,948	2.35
Agricultural implements	281	.01
Wagons, carriages, tools, etc.	184	.01
Wines, liquors and beers	3,853	.19
Household goods and furniture	1,872	.09
Other iron and steel	18,727	.92
Miscellaneous: Other commodities not mentioned above	98,561	4.83
Total tonnage	2,041,844	100.00

Northern Pacific Railway Co.

FREIGHT TRAFFIC MOVEMENT—ENTIRE LINE.

(Company's material excluded.)

Commodity.	Total freight tonnage.	
	Whole tons.	Per cent
Products of agriculture:		
Grain	1,875,813	16.93
Flour	382,739	3.45
Other mill products	124,863	1.13
Hay	155,439	1.40
Fruit and vegetables	173,925	1.62
Hops	3,499	.03
Products of animals:		
Live stock	195,781	1.77
Dressed meats	21,463	.19
Other packing-house products	19,748	.18
Poultry, game and fish	35,454	.32
Wool	18,011	.16
Hides and leather	4,602	.04
Products of mines:		
Anthracite coal	246,732	2.23
Bituminous coal	1,822,222	16.44
Coke	131,648	1.19
Ores	423,029	3.82
Stone, sand and other like articles	173,635	1.57
Products of forest:		
Lumber	1,640,475	14.80
	2,054,219	18.54
Manufactures:		
Petroleum and other oils	42,493	.38
Sugar	23,093	.21
Naval stores	6,644	.06
Iron and steel rails	47,752	.43
Other castings and machinery	54,470	.49
Bar and sheet metal	25,312	.23
Cement, brick and lime	158,738	1.43
Agricultural implements	34,270	.31
Wagons, carriages, tools, etc.	9,514	.09
Wines, liquors and beers	47,961	.43
Household goods and furniture	44,915	.41
	87,335	.79
Miscellaneous: Other commodities not mentioned above	989,307	8.93
Total tonnage	11,080,101	100.00

Northern Pacific Railway Co.

DESCRIPTION OF EQUIPMENT.

	Cars fitted automatic couplers. Number.
Locomotives:	
Passenger	146
Freight	542
Switching	108
Total	796
Cars in passenger service:	
First-class passenger cars	157
Second-class passenger cars	120
Combination passenger cars	50
Emigrant cars	59
Dining cars	29
Parlor cars	20
Sleeping cars	70
Baggage, express and postal cars	160
Other cars in passenger service	10
Total	675
Cars in freight service:	
Box cars	18,679
Flat cars	7,034
Stock cars	1,355
Coal cars	2,808
Tank cars	9
Refrigerator cars	430
Other cars	1,148
Total	30,963
Cars in company's service:	
Gravel cars	2
Derrick cars	19
Caboose cars	311
Other road cars	387
Officers' cars	8
Total	727
Total owned	32,365

MILEAGE OWNED BY STATES.

Wisconsin	148.85
Minnesota	1,021.97
Manitoba (Province of Canada)	355.58
North Dakota	1,036.97
Montana	1,395.47
Idaho	283.90
Washington	1,236.08
Oregon	40.73
Total	5,519.55

Northern Pacific Railway Co.

RENEWALS OF RAILS AND TIES—WISCONSIN.

The company laid 400.136 tons of 72 lb. steel rails, which cost an average of \$27.40 per ton at point of distribution; also 6,817 oak ties, which cost 54.6 cents, and 31,475 tamarack ties at 27.5 cents at distributing point, making the average cost 33.25 cents.

CONSUMPTION OF FUEL—WISCONSIN.

All locomotives consumed 19,828 tons of bituminous coal, 28 cords of hard wood and 252 cords of soft wood. The coal cost \$2.75 per ton; the hard wood, \$1.86, and soft wood, \$1.86 per cord. The average pounds consumed per mile, 85.16. Passenger locomotives, 56.62; freight, 108.24; switching, 73.50; construction, 74.20 pounds per mile.

On the whole line, 27,383 tons of steel rails—mostly 72 lbs.—and 2,020,923 cross ties or sleepers were laid, at an average cost of 29.7 cents at point of distribution. Bituminous coal was consumed to the extent of 1,319,810 tons; 705 cords of hard wood and 6,341 of soft wood. Coal cost \$1.856; wood, \$1.80. Average pounds consumed per mile, 199.12 pounds. Total miles run by locomotives, 24,256,339.

ACCIDENTS TO PERSONS—WISCONSIN.

Trainmen injured, 9. Other employees, 16. Total, 25 injured; none killed. Others, 1 killed, none injured. On the entire line there were 30 trainmen killed and 440 injured; 3 switchmen killed, and 22 injured; 19 other employees killed and 374 injured. Total employees killed, 52, and 836 injured.

Other passengers, 6 were killed and 242 injured; trespassers, 70 killed, 101 injured; not trespassers, 5 killed, 41 injured.

Northern Pacific Railway Co.

CHARACTERISTICS OF ROAD—WISCONSIN.

There are two iron, two wooden, and five combination bridges of the aggregate length of 1,491 feet; 46 trestles, aggregate length of 9,741 feet; one overhead highway crossing, 21.8 feet above the rail.

TELEGRAPH.

The company owns 98.87 miles of telegraph line, which it operates jointly with the Western Union Telegraph company. The Western Union company owns and operates 213.10 miles of wire on the company's right of way in Wisconsin.

Northwestern Coal Railway Co.

NORTHWESTERN COAL RAILWAY COMPANY.

This company was organized December 9, 1892, under the laws of Wisconsin. The officers are:

Francis L. Robbins, Pittsburg, Pa.
A. M. Neeper, Pittsburg, Pa.
M. H. Taylor, Erie, Pa.
A. W. Horton, Cleveland, Ohio.
H. H. Grace, West Superior, Wis.
J. S. Nicholson, Pittsburg, Pa.
C. E. Wales, Chicago, Ill.

The line of this company extends from its dock on Allouez Bay to Allouez Junction, eight miles of track.

CAPITAL STOCK.

The stock of the company consists of 10,000 shares of common stock of the par value of \$100.00 each, all of which has been issued and is outstanding; 9,993 shares were issued for dockage and terminal property, and seven shares were issued for cash.

FUNDED DEBT.

There has been authorized to be issued, first mortgage bonds amounting to \$2,000,000, 5 per cent. gold bonds; of this amount \$220,000 have been issued, upon which the company paid \$11,000 interest during the year. There are no current liabilities or other obligation outstanding on the railway property, but there has been issued by the company \$794,000.00 gold bonds on account of other property.

Northwestern Coal Railway Co.

CURRENT ASSETS AND LIABILITIES.

Assets:	
Cash	\$4,291 58
Net traffic—balances due from other companies	3,063 78
Total	\$7,355 36
Liabilities:	
Audited vouchers and accounts	\$1,453 30
Balance—cash assets	5,902 06
Total	\$7,355 36

COST OF ROAD AND EQUIPMENT.

Total construction to June 30, 1902	\$215,965 31
Total equipment to June 31, 1902	17,849 86
Grand total	\$233,815 17

INCOME ACCOUNT.

Gross earnings from operation	\$25,614 94
Less operating expenses	17,243 76
Income from operation	\$8,371 18
Interest on funded debt	\$11,000 00
Taxes	838 78
	\$11,838 78
Deficits	\$3,467 60
Deficit June 30, 1901	1,535 84
Deficit June 30, 1902	\$5,003 44

EARNINGS FROM OPERATION.

Freight (or switching)	\$25,614 94
------------------------------	-------------

OPERATING EXPENSES—WISCONSIN.

	Chargeable to freight traffic.
Maintenance of way and structures:	
Repairs of roadway	\$2,686 42
Renewals of ties	781 78
Repairs of bridges and culverts	24 77
Repairs of buildings	256 55
Total	\$3,749 52
Maintenance of equipment:	
Repairs and renewals of locomotives	\$660 69
Total	\$660 69

Northwestern Coal Railway Co.

Conducting transportation:

Wages of enginemen, firemen and roundhousemen	\$2,546 01
Fuel for locomotives	1,826 80
Water supply for locomotives	167 50
All other supply for locomotives	132 24
Wages of switchmen, flagmen and watchmen	4,801 01
Wages of station agents, clerks and laborers	888 28
Station supplies:	56 07
Loss and damage	639 70
Other expenses	193 45
Total	\$11,151 06

Mileage upon which based, 8.

OPERATING EXPENSES—WISCONSIN.

	Chargeable to freight traffic.
General expenses:	
Salaries of officers	\$1,210 00
General office expenses and supplies	136 05
Insurance	165 82
Stationery and printing	72 14
Other general expenses	98 43
Total	\$1,682 49
Recapitulation of expenses:	
Maintenance of way and structures	\$3,749 52
Maintenance of equipment	660 69
Conducting transportation	11,151 06
General expenses	1,682 49
Grand total	\$17,243 76

Percentage of operating expenses to earnings, 67.32.

Mileage upon which based, 8.00.

COMPARATIVE GENERAL BALANCE SHEET.

ASSETS.	June 30, 1902.
	Total.
Cost of road	\$215,965 31
Cost of equipment	17,849 86
Other permanent investments and discounts, bonuses, over-valuation, etc.	977,112 66
Cash and current assets	7,355 36
Profit and loss	5,003 44
Grand total	\$1,223,286 63
LIABILITIES.	June 30, 1902.
	Total.
Capital stock	\$1,000,000 00
Funded debt	220,000 00
Current liabilities	1,453 30
Accrued interest on funded debt not yet payable	1,833 33
Grand total	\$1,223,286 63

Northwestern Coal Railway Co.

SECURITY FOR FUNDED DEBT.

The first mortgage 5 per cent. gold bonds of the company are secured by a lien on all property acquired or to be acquired, and all rents, revenue and earnings of the company.

EMPLOYEES AND SALARIES—WISCONSIN.

Class.	Number.	Total number of days worked.	Total yearly compensation.	Average daily compensation.
General officers	1	100	\$610 00	\$6 10
General office clerks	1	300	600 00	2 00
Station agents	1	300	840 00	2 80
Other station men	2	500	964 24	1 92
Enginemen	2	458	1,627 49	3 55
Firemen	3	758	1,367 21	1 80
Section foremen	1	300	600 00	2 00
Other trackmen	4	1,050	1,732 83	1 65
Switchmen, flagmen and watchmen	8	2,299	4,801 01	2 08
Total, including general officers.....	23	6,065	\$13,142 78	\$2 16
Less general officers	1	100	610 00
Total, excluding general officers....	22	5,965	\$12,532 78	\$2 10
Distribution of above:				
General administration	2	400	\$1,210 00	\$3 02
Maintenance of way and structures..	5	1,350	2,332 83	1 72
Maintenance of equipment	1	75	250 12	3 33
Conducting transportation	15	4,240	9,349 83	2 20
Total, excluding general officers	23	6,065	\$13,142 78	\$2 16
Less general officers	1	100	610 00
Total, excluding general officers	22	5,965	\$12,732 78	\$2 10

PASSENGER AND FREIGHT, AND TRAIN MILEAGE.

Freight traffic:

Number of tons carried of freight earning revenue	396,505
Number of tons carried one mile	1,003,157
Average distance haul of one ton	263
Total freight revenue	\$25,614.94
Average amount received for each ton of freight06460
Average receipts per ton per mile02553
Total freight earnings	25,614.94
Freight earnings per mile of road	3,201.86

Passenger and freight:

Gross earnings from operation	\$25,614.94
Gross earnings from operation per mile of road	3,201.86
Expenses	17,243.76
Expenses per mile of road	2,155.47
Income from operation	8,371.18
Income from operation per mile of road	1,046.39

Northwestern Coal Railway Co.

FREIGHT TRAFFIC MOVEMENT—WISCONSIN.

Commodity.	Freight originating on this road in Wisconsin. Whole tons.	Total freight tonnage.	
		Whole tons.	Per cent.
Products of mines:			
Anthracite coal	53,493	53,493	13.49
Bituminous coal	343,012	343,012	86.51
Total tonnage	396,505	396,505	100.00

DESCRIPTION OF EQUIPMENT.

The company owns two locomotives and one car.

The track is laid with steel rails, and there were 2,105 ties laid the past year.

CONSUMPTION OF FUEL BY LOCOMOTIVES.

The locomotives consumed 684 tons of bituminous coal during the year, and 20 cords of soft wood. The coal cost \$2.72 and the wood \$1.76 per cord at distributing point. The engines ran 23,760 miles, and burned 58.42 pounds of coal per mile.

CHARACTERISTICS OF ROAD.

There are four trestles with an aggregate length of 940 feet; minimum length, 111 feet, and maximum length, 543 feet.

Oshkosh Transportation Co.

OSHKOSH TRANSPORTATION COMPANY.

Articles of association certified November 4, 1867.

The Chicago & Northwestern Railway company operates the road of this company under switching contract for exclusive use. The line is located in the city of Oshkosh, and is 4.28 miles long.

The officers of the company are:

President—Howard Morris, Milwaukee.
 Secretary—E. B. Greenfield, Milwaukee.
 Treasurer—Howard Morris, Milwaukee.

CAPITAL STOCK.

Common stock, 700 shares, of \$100.00 each, have been issued and are outstanding, upon which a dividend of \$7,350.00 was paid during the year. There is no funded debt, or other liabilities owed by the company.

At the end of the year the company had assets of \$4,627.75 in cash.

INCOME ACCOUNT.

Income from lease of road		\$10,559 25
Deduction from income:		
Salaries and maintenance of organization	\$2,507 47	
Taxes	280 62	
Renewals	242 28	
		<u>\$3,080 37</u>
Dividends on stock		\$7,528 37
		<u>7,350 00</u>
Surplus June 30, 1901		\$178 88
		<u>4,448 90</u>
Surplus June 30, 1902		\$4,627 75

Oshkosh Transportation Co.

COMPARATIVE GENERAL BALANCE SHEET.

June 30, 1901.	ASSETS.	June 30, 1902	Year ending June 30, 1902.
Total.		Increase..	Increase.
\$70,000 00	Cost of road	\$70,000 00
4,448 90	Cash	4,627 78	\$178 88
\$74,448 90	Grand total	\$74,627 78	\$188 88

June 30, 1901	LIABILITIES.	June 30, 1902	Year ending June 30, 1902.
Total.		Total.	Increase.
\$70,000 00	Capital stock	\$70,000 00
4,448 90	Profit and loss	4,627 78	\$178 88
\$74,448 90	Grand total	\$74,627 78	\$188 88

Winona Bridge Railway Co.

WINONA BRIDGE RAILWAY COMPANY.

Was organized July 10, 1890, under Chapter 34, General Statutes of Minnesota and laws amendatory thereof. This is a line of railway 1.03 miles in length, extending from the city of Winona in the state of Minnesota in an easterly direction across the Mississippi river into the town of Buffalo, in this state. A part of its line is a steel railway drawbridge across the Mississippi river. The work of constructing the Winona Bridge Railway was commenced in the fall of 1890 and was completed in the fall of 1891, the line being part in operation at the time of its completion.

NAMES OF DIRECTORS.

Mark T. Cox, New York, N. Y.
 J. A. Jordan, Green Bay, Wisconsin.
 S. S. Palmer, New York, N. Y.
 George B. Harris, Chicago, Ill.
 T. S. Howland, Chicago, Ill.
 Daniel Cunningham, La Crosse, Wis.
 M. G. Norton, Winona, Minn.
 H. W. Lambertson, Winona, Minn.
 V. Simpson, Winona, Minn.

OFFICERS.

M. G. Norton, President.
 J. A. Jordan, Vice President.
 H. W. Weiss, Secy., Chicago, Ill.
 H. W. Lambertson, Treasurer.
 Thos. Simpson, Asst. Secretary.
 Daniel Cunningham, General Superintendent.

CAPITAL STOCK.

Four hundred thousand dollars, upon which no dividends were paid during the year.

Winona Bridge Railway Co.

FUNDED DEBT.

There have been \$384,000 of 5 per cent. bonds issued and now outstanding, of date September 1, 1890, due September 1, 1915, upon which interest amounting to \$19,200 was paid during the year. The company has no miscellaneous obligations or other bonds outstanding.

The funded debt together with the capital stock as above described, amounts to \$784,000 on 1.03 miles of line, .54 of which is in Wisconsin.

No construction or permanent improvements of the property of this road have been made the past year. This road owns no equipment. The approximate cost of the road in Wisconsin can be given at \$241,500.

INCOME ACCOUNT—WISCONSIN.

Gross earnings from operation	\$21,662 54
Less operating expenses	6,344 39
Total income from operation	\$15,318 15
Deductions from income:	
Interest on funded debt	\$19,200 00
Taxes	416 51
	\$19,616 51
Deficit for year	\$4,298 36
Deficit June 30, 1901	26,325 48
Deficit June 30, 1902	\$30,623 84

Note.—The Green Bay and Western Railroad Company, Chicago, Burlington and Quincy Railway Company and Winona and Western Railway Company have severally executed contracts with this company to pass all their traffic into and from Winona over the line of its railway including the bridge and the income of this railway company is derived from the amount paid by these companies above named under their contracts for transporting their passengers and freight over its line.

EARNINGS FROM OPERATION.

Passenger revenue	\$5,133 18
Freight revenue	16,229 36
Rented tracks, yards and terminals	120 00

OPERATING EXPENSES.

Repairs of roadway and bridge	\$3,607 14
Renewal of ties	119 08
Other expenses	12 37
Total	\$3,738 59

Winona Bridge Railway Co.

CONDUCTING TRANSPORTATION.

Wages of enginemen	\$1,017 74
Fuel of engine	68 90
Wages of watchmen	712 40
Other expenses	54 01
Total	\$1,853 05

Percentage of operating expenses to earnings, 29.29.

COMPARATIVE GENERAL BALANCE SHEET.

June 30, 1901.		June 30, 1902.	Year ending June 30, 1902.
ASSETS.			
Total.		Total.	Increase.
\$784,000 00	Cost of road	\$784,000 00	
26,325 48	Profit and loss	30,623 84	\$4,298 36
\$810,325 48	Grand total	\$814,623 84	\$4,298 36
LIABILITIES.			
Total.		Total.	Increase.
\$400,000 00	Capital stock	\$400,000 00	
384,000 00	Funded debt	384,000 00	
19,925 48	Current liabilities	24,223 84	\$4,298 36
6,400 00	Accrued interest on funded debt not yet payable	6,400 00	
\$810,325 48	Grand total	\$814,623 84	\$4,298 36

CONTRACTS, AGREEMENTS, ETC.

The Winona Bridge Railway company have contracts with the railway companies using its bridge and railway to pay a certain agreed price per car and per passenger for the use of its line.

EMPLOYEES AND SALARIES.

The employees consist of one chief engineer, one superintendent, two engineers and two watchmen, with a yearly compensation for all of them of \$2,149.74. No accidents of any description during the year.

TELEGRAPH.

The company owns 2.28 miles of telegraph line.

Wisconsin & Michigan Railway Co.

WISCONSIN & MICHIGAN RAILWAY COMPANY.

DIRECTORS.

J. N. Faithorn, Chicago, Ill.
 John R. Walsh, Chicago, Ill.
 C. H. Bosworth, Chicago, Ill.
 C. H. Worcester, Chicago, Ill.
 J. C. Ames, Chicago, Ill.

There were 46 stockholders at date of last meeting, January 15, 1902.

The general offices of the company are located in Chicago, and the operating office at Peshtigo, Wis.

OFFICERS.

President—C. H. Bosworth, Chicago, Ill.
 Vice President—J. C. Ames, Chicago, Ill.
 Secretary—O. A. Koss, Chicago, Ill.
 Treasurer—B. Shaw, Chicago, Ill.
 Chief Engineer—B. C. Gowen, Peshtigo, Wis.
 Auditor—O. A. Koss, Chicago, Ill.
 General Passenger and Ticket Agent—J. C. Fitzgerald, Menomonee, Mich.
 Supt. Transportation and Telegraph—S. N. Harrison, Peshtigo, Wis.

PROPERTY OPERATED.

Main line, Peshtigo Harbor, Wis., to Farther, Mich.	57.10
Hammond branch, Mich.	1.45
Bagley Jct. to Chicago, C., M. & St. P. Ry.	7.30
Menomonee River to Menomonee Depot, C., M. & St. P.	1.22
Total	67.07

WISCONSIN MILEAGE.

Peshtigo Harbor to Menomonee river	32.82
Bagley Jct. to Menomonee river, C., M. & St. P.	7.30
Total	40.12

CAPITAL STOCK—WISCONSIN.

All common; 5,333 shares authorized and issued and outstanding, of the par value of \$533,300. No dividends were paid during the year.

Wisconsin & Michigan Railway Co.

MANNER OF PAYMENT OF CAPITAL STOCK.

Issued for construction	5,330	
Issued for cash	3	
	5,333	
Total	5,333	
Cash realized on sale of stock		\$300 00

CAPITAL STOCK—ENTIRE LINE.

Common stock (9,515 shares)		\$951,500 00
Issued for construction	9,510	
Cash	5	
	9,515	
Total	9,515	

FUNDED DEBT—ENTIRE LINE.

First mortgage, dated January 1, 1895, due January 1, 1945. Five per cent. semi-annual bonds, amounting to \$951,000, upon which interest amounting to \$47,550 accrued during the year but was unpaid.

CURRENT ASSETS AND LIABILITIES.

Assets:		
Cash		\$10,076 65
Due from agents		7,895 53
Net traffic balances due from other companies		5,149 46
Due from solvent companies and individuals		4,002 65
Other cash assets		248,688 51
Balance—current liabilities		381,159 06
Liabilities:		
Loans and bills payable		\$137,205 81
Audited vouchers and accounts		22,618 77
Wages and salaries		16,647 73
Matured interest coupons unpaid		290,125 00
Miscellaneous		229,874 55
Total		\$696,471 86
Material and supplies on hand		\$39,311 75

RECAPITULATION FUNDED DEBT.

Capital stock		\$951,500 00
Bonds		951,000 00
		\$1,902,500 00
Bonds, 58.55 miles, or per mile		16,201 07
Stock, 58.55 miles, or per mile		16,242 52
Total per mile		\$32,493 59

Wisconsin & Michigan Railway Co.

COST OF ROAD AND EQUIPMENT—WISCONSIN.

Total construction June 30, 1902	\$1,084,290 69
Total equipment June 30, 1902	33,583 04
Total	\$1,117,873 70

32.82 miles, or \$34,060.53 per mile.

COST OF ROAD AND EQUIPMENT—ENTIRE LINE.

Construction	\$1,934,333 58
Equipment	59,910 87
Total	\$1,994,244 45

58.55 miles, or \$34,060.53 per mile.

INCOME ACCOUNT—WISCONSIN.

Gross earnings from operation	\$67,911 02
Less operating expenses	64,520 28
Income from operation	\$3,180 74
Deductions from income:	
Interest on funded debt accrued	\$26,654 15
Interest on current liabilities accrued	3,770 92
Rentals, tracks, yards and terminals	7,170 63
Taxes	490 92
Total	\$38,686 62
Deficit for the year	34,905 18

INCOME ACCOUNT—ENTIRE LINE.

Gross earnings from operation	\$100,346 56
Less operating expenses	95,642 92
Income from operation	\$4,703 64
Deductions from income:	
Interest on funded debt accrued	\$47,550 00
Interest on current liabilities	6,727 78
Taxes	1,364 66
Deficit	\$55,642 44
Deficit	\$50,938 80
Deficit from operation, year June 30, 1902	\$50,938 80
Deficit on June 30, 1901	199,164 06
Deficit June 30, 1902	\$250,102 86

EARNINGS FROM OPERATION—WISCONSIN.

Passenger revenue	\$9,341 12
Mail	1,231 35
Extra baggage and storage	84 01
Other items	19 83
Freight revenue	55,303 15
Other items	517 61
Car mileage—balance	613 96
Total gross earnings from operation	\$67,711 02

Wisconsin & Michigan Railway Co.

EARNINGS FROM OPERATION—ENTIRE LINE.

Passenger revenue	\$14,645 73
Mail	2,198 79
Express	162 06
Extra baggage and storage	33 60
Freight revenue	79,910 88
Other items	2,127 63
Car mileage—balance	1,267 87
Total gross earnings from operation	\$100,346 56

The company owns no stocks nor bonds of other companies, and does not receive any rentals of any kind, nor has it any miscellaneous income.

OPERATING EXPENSES—WISCONSIN.

Maintenance of way and structures:	
Repairs of roadway	\$7,487 94
Repairs of bridges and culverts	434 74
Repairs of fences, road-crossings, signs and cattle guards	75 12
Repairs of buildings	1,325 62
Repairs of telegraph	426 24
Other expenses	7 29
Stationery and printing	26 72
Total	\$9,783 67
Maintenance of equipment:	
Repairs and renewals of locomotives	\$4,278 17
Repairs and renewals of passenger cars	234 96
Repairs and renewals of freight cars	5,480 78
Shop machinery, tools, etc.	1,109 02
Other expenses	1,029 96
Superintendence	977 92
Repairs and renewals of work cars	619 77
Stationery and printing	76 94
Total	\$13,807 52
Conducting transportation:	
Wages of enginemen, firemen and roundhousemen	\$4,092 95
Fuel for locomotives	5,824 17
Water supply for locomotives	740 29
All other supplies for locomotives	702 39
Wages of other trainmen	4,019 83
All other train supplies	1,175 38
Wages of switchmen, flagmen and watchmen	163 22
Expenses of telegraph, including train dispatchers	550 16
Clearing wrecks	6 66
Wages of station agents, clerks and laborers	1,925 44
Station supplies	198 82
Switching charges—balance	2,789 38
Loss and damage	175 22
Injuries to persons	10 12
Other expenses	1,475 68
Superintendence	1,871 04
Hire of equipment	863 85
Stationery and printing acct.	1,031 97
Total	\$27,616 67
Mileage upon which based	40.12

Wisconsin & Michigan Railway Co.

General expenses:	
Salaries of officers	\$872 89
Salaries of clerks	1,088 13
General office expenses and supplies	666 95
Agencies, including salaries and rent	861 27
Advertising	51 78
Commissions	395 08
Insurance	1,434 66
Rentals for tracks, yards and terminals	7,170 63
Rentals not otherwise provided for	200 38
Legal expenses	419 39
Stationery and printing	161 45
Total	\$13,322 42
Recapitulation of expenses:	
Maintenance of way and structures	\$9,783 67
Maintenance of equipment	13,807 52
Conducting transportation	27,616 67
General expenses	13,322 42
Grand total	\$64,530 28
Percentage of operating expenses to earnings	95.15
Mileage upon which based	40.12

OPERATING EXPENSES (ENTIRE LINE).

Maintenance of way and structures:	
Repairs of roadway	\$11,098 18
Repairs of bridges and culverts	644 34
Repairs of fences, road-crossings, signs and cattle guards	111 34
Repairs of buildings	1,964 76
Repairs of telegraph	631 75
Other expenses	10 81
Stationery and printing	39 60
Total	\$14,500 78
Maintenance of equipment:	
Repairs and renewals of locomotives	\$6,450 85
Repairs and renewals of passenger cars	348 24
Repairs and renewals of freight cars	8,123 29
Shop machinery, tools, etc.	1,643 71
Other expenses	1,526 55
Superintendence	1,449 40
Repairs and renewals of work cars	918 60
Stationery and printing	114 05
Total	\$20,464 69
Conducting transportation:	
Wages of enginemen, firemen and roundhousemen	\$6,066 32
Fuel for locomotives	8,632 23
Water supply for locomotives	1,097 37
All other supplies for locomotives	1,041 04
Wages of other trainmen	5,957 96
All other train supplies	1,742 09
Wages of switchmen, flagmen and watchmen	241 92
Expenses of telegraph, including train dispatchers and operators	815 41
Wages of station agents, clerks and labors	9 87
Station supplies	2,853 78
Switching charges—balance	894 66
Car mileage—balance	4,134 27
Loss and damage	259 70
Injuries to persons	15 00
Other expenses	2,187 16
Superintendence	2,773 11
Hire of equipment	1,280 35
Stationery and printing	1,529 53
Total	\$40,931 77
Mileage upon which based	67.07

Wisconsin & Michigan Railway Co.

General expenses:		
Salaries of officers		\$1,293 75
Salaries of clerks		1,612 76
General office expenses and supplies		988 51
Agencies, including salaries and rent		1,276 52
Advertising		76 75
Commissions		585 56
Insurance		2,126 08
Rentals for tracks, yards and terminals		10,627 85
Rentals not otherwise provided for		297 00
Legal expenses		621 60
Stationery and printing		239 30
Total		\$19,745 68
Recapitulation of expenses:		
Maintenance of way and structures		\$14,500 78
Maintenance of equipment		20,464 69
Conducting transportation		40,931 77
General expenses		19,745 68
Grand total		\$95,642 92
Percentage of operating expenses to earnings		95.31
Mileage upon which based		67.07

COMPARATIVE GENERAL BALANCE SHEET.

June 30, 1902.	LIABILITIES.	June 30, 1902.	Year end- ing June 30, 1902.
Total.		Total.	Increase.
\$1,934,333 58	Cost of road	\$1,934,333 58	
45,027 80	Cost of equipment	59,910 87	\$14,883 07
116,563 86	Cash and current assets	315,312 80	198,748 94
114,096 72	Materials and supplies	39,311 75	35,215 03
199,164 06	Profit and loss	250,102 86	50,938 80
\$2,299,186 02	Grand total	\$2,598,971 86	\$299,785 84

June 30, 1901.	LIABILITIES.	June 30, 1901.	Year end- ing June 30, 1902.
Total.		Total.	Increase.
\$951,500 00	Capital stock	\$951,500 00	
951,000 00	Funded debt	951,000 00	
396,686 02	Current liabilities	696,471 86	\$299,785 84
\$2,299,186 02	Grand total	\$2,598,971 86	\$299,785 84

Wisconsin & Michigan Railway Co.

IMPORTANT CHANGES DURING THE YEAR.

No changes were made in the stocks or bonds of the road during the year. Considerable work was done in straightening line and reducing grades.

CONTRACTS AND AGREEMENTS.

Affecting business within the state of Wisconsin. The company has an agreement with the American Express company whereby the express company does the express business on its line.

The mails are carried under agreement with the postoffice department.

There are agreements of interchange of freight business with:

M., St. P. & S. Ste. M. Ry. Co.

Ann Arbor R. R.

C., M. & St. P. Ry.

There is a 25-year contract with the Western Union Telegraph company, dated July 14, 1894. There is also a 50-year contract with the Lake Michigan Car Ferry Transportation company, for interchange of freight business between Peshtigo Harbor, Wis., Wisconsin & Michigan Railway, Terminal & South Chicago, Ill., L. M. C. F. T. Co. Terminal, dated September 1, 1896.

SECURITY FOR FUNDED DEBT.

First mortgage, Peshtigo Harbor, Wis., to Faithorn, Mich., 57.10 miles, and branch at Hammond, Mich., 1.45 miles, making 58.55 miles in all. There are no equipment, income, or other securities mortgaged.

Wisconsin & Michigan Railway Co.

EMPLOYES AND SALARIES—ENTIRE LINE.

Class.	Number.	Average daily compensation.
General officers	3	\$3 72
Other officers	4	2 46
General office clerks	5	1 03
Station agents	6	1 28
Other station men	4	1 25
Enginemen	6	2 98
Firemen	6	1 69
Conductors	5	2 48
Other trainmen	8	1 57
Machinists	2	2 47
Carpenters	3	2 08
Other shopmen	31	1 57
Section foremen	11	1 75
Other trackmen	37	1 52
Switchmen, flagmen and watchmen	1	38
Telegraph operations and dispatchers	2	1 00
All other employees and laborers	8	2 04
Total (including "general officers")	142	\$1 73
Less "general officers"	3	3 72
Total (excluding "general officers")	139	\$1 68
Distribution of above:		
General administration	12	\$2 18
Maintenance of way and structures	49	1 55
Maintenance and equipment	36	1 68
Conducting transportation	45	1 85
Total (including "general officers")	142	\$1 73
Less "general officers"	3	3 72
Total (excluding "general officers")	139	\$1 68

PASSENGER AND FREIGHT, AND TRAIN MILEAGE.

Passenger traffic:

Number of passengers carried earning revenue	21,419
Number of passengers carried one mile	487,984
Average distance carried	22.78
Total passenger revenue	\$14,645.73
Average amount received from each passenger68377
Average receipts per passenger per mile03001
Total passenger earnings	17,040.18
Passenger earnings per mile of road	218.36
Passenger earnings per train mile28486

Freight traffic:

Number of tons carried of freight earning revenue	157,119
Number of tons carried one mile	4,335,450
Average distance haul of one ton	27.59
Total freight revenue	\$79,910.88
Average amount received for each ton of freight52214
Average receipts per ton per mile01892
Total freight earnings	82,038.51
Freight earnings per mile of road	1,223.18
Freight earnings per train mile	1.97189

Wisconsin & Michigan Railway Co.

Passenger and freight:	
Passenger and freight revenue	\$94,556.61
Passenger and freight revenue per mile of road	1,496.15
Passenger and freight earnings	99,078.69
Passenger and freight earnings per mile of road	1,496.15
Gross earnings from operation	100,346.56
Gross earnings from operation per mile of road	70.13
Expenses	95,642.92
Expenses per mile of road	1,522.78
Income from operation	4,703.64
Income from operation per mile of road	70.13
Train mileage:	
Miles run by passenger trains	51,414
Miles run by freight trains	41,604
Total mileage trains earnings revenue	93,018
Miles run by switching trains	15,576
Miles run by construction and other trains	54,313
Grand total train mileage	162,907
Mileage of loaded freight cars—north or east	66,060
Mileage of loaded freight cars—south or west	296,250
Mileage of empty freight cars—north or east	267,208
Mileage of empty freight cars—south or west	25,632
Average number of freight cars in train	16
Average number of loaded cars in train	9
Average number of empty cars in train	7
Average number of tons of freight in train	104.21
Average number of tons of freight in each loaded car	11.97

PASSENGER AND FREIGHT, AND TRAIN MILEAGE—WISCONSIN.

Passenger traffic:	
Number of passengers carried earning revenue	14,006
Number of passengers carried one mile	319,091
Average distance carried	22.78
Total passenger revenue	\$9,941.12
Average amount received from each passenger7097
Average receipts per passenger per mile03115
Total passenger earnings	11,276.31
Passenger earnings per mile of road	281.06
Passenger earnings per train mile3666
Freight traffic:	
Number of tons carried of freight earning revenue	106,610
Number of tons carried one mile	2,935,128
Average distance haul of one ton	27.28
Total freight revenue	\$55,303.15
Average amount received for each ton of freight5217
Average receipts per ton per mile01884
Total freight earnings	55,820.76
Freight earnings per mile of road	1,291.34
Freight earnings per train mile	1.9886
Passenger and freight:	
Passenger and freight revenue	\$65,244.27
Passenger and freight revenue per mile of road	1,626.23
Passenger and freight earnings	67,099.07
Passenger and freight earnings per mile of road	1,672.41
Gross earnings from operation	67,711.02
Gross earnings from operation per mile of road	1,687.71
Expenses	64,530.28
Expenses per mile of road	1,608.43
Income from operation	3,180.74
Income from operation per mile of road	79.28

Wisconsin & Michigan Railway Co.

Train mileage:	
Miles run by passenger trains	30,755
Miles run by freight trains	28,070
Miles run by switching trains	15,576
Miles run by construction and other trains	30,442
Mileage of loaded freight cars—north	44,570
Mileage of loaded freight cars—South or west	199,879
Mileage of empty freight cars—north or east	180,285
Mileage of empty freight cars—south or west	17,294
Average number of freight cars in train	16
Average number of empty cars in train	7
Average number of tons of freight in train	135
Average number of tons of freight in each loaded car	15
Mileage upon which based	40.12

FREIGHT TRAFFIC MOVEMENT—WISCONSIN.

Commodity.	Total freight tonnage.	
	Whole tons	Per cent.
Products of agriculture:		
Grain	2,909	2.74
Flour	390	.37
Other mill products	333	.31
Live stock:		
Hides and leather	158	.15
Products of mines:		
Stone, sand and other like articles	65	.06
Products of forest:		
Lumber	28,525	26.92
Logs	25,823	24.36
Other forest products	11,668	11.01
Manufactures:		
Petroleum and other oils	353	.33
Naval stores	16	.01
Iron, pig and bloom	2,005	1.89
Iron and steel rails	1,028	.97
Other castings and machinery	233	.22
Bar and sheet metal	1,173	1.11
Cement, brick and lime	321	.30
Agricultural implements	80	.08
Wagons, carriages, tools, etc.	111	.10
Wines, liquors and beers	166	.16
Merchandise	2,833	2.67
Miscellaneous: Other commodities not mentioned above..	27,820	26.24
Total tonnage	106,010	100.00

Wisconsin & Michigan Railway Co.

DESCRIPTION OF EQUIPMENT.

Locomotives:	
Passenger	1
Freight	6
Total	7
Car in passenger service:	
First-class passenger cars	1
Second-class passenger cars	1
Total	2
Cars in freight service:	
Box cars	86
Flat cars	112
Refrigerator Cars	1
Other cars	2
Total	201
Cars in company's service:	
Caboose cars	6
Other road cars	4
Officers' cars	1
Total	11
Total owned	214

MILEAGE BY STATES.

Wisconsin	32.82
Michigan	25.73
Total owned	58.55
Line operated under trackage rights	8.52
Total operated	67.07

RENEWALS OF RAILS AND TIES.

No new rails were laid during the year. New ties were laid as follows:

Cedar	45,237
Hemlock	40,400
Tamarack	5,434
Total	91,071

Average cost, 25 cents.

Wisconsin & Michigan Railway Co.

CONSUMPTION OF FUEL BY LOCOMOTIVES.

	Tons.
Passenger (bituminous coal)	1,330
Freight (bituminous coal)	1,557
Switching (bituminous coal)	355
Construction (bituminous coal)	1,210.10
Total	4,442.10
Miles run, total, 162,907; average pounds consumed	54.54
Average cost at distributing points	\$2.12

ACCIDENTS TO PERSONS.

No passengers were killed or injured during the year, and only two employees were injured.

BRIDGES, ETC.—WISCONSIN.

One Howe Truss bridge, 4 spans of 50 feet each; one iron bridge, 96.25 feet long; two trestles aggregating 134.1 feet.

TELEGRAPH.

Thirty-four miles of line, 44.20 miles of wire, owned by Western Union Telegraph company, operated by this company.

Minneapolis, St. Paul & Sault Ste. Marie Railway.

MINNEAPOLIS, ST. PAUL & SAULT STE. MARIE
RAILWAY.

This company was organized June 11, 1888, and is a consolidation of the Menominee and Sault Sainte Marie company, which was a railway organization under the general laws of the state of Michigan, and the Minneapolis, Sault Ste. Marie and Atlantic Railway company, which was organized under the general laws of the state of Wisconsin in 1883. These two companies were consolidated in the year 1886 under the general laws of the states of Wisconsin and Michigan. The Minneapolis & Pacific Railway was organized in the year 1884, and the Minneapolis & St. Croix Railway company in the year 1885 under the general incorporation laws of Minnesota. The Aberdeen, Bismark & Northwestern Railway company was organized in the year 1883 under the general incorporation laws of the territory of Dakota. In the year 1883 the said consolidated company, the said Minneapolis and Pacific Railway company, the said Minneapolis and St. Croix Railway company, and the said Aberdeen, Bismark and Northwestern Railway company were consolidated and all their right, properties and franchises united and vested in one single corporation, the said Minneapolis, St. Paul and Sault Ste. Marie Railway company, under the statutes above referred to and paragraphs 66, 67 and 68, pages 381 and 382, general laws of Minnesota for the year 1878, and chapter 94 general laws of Minnesota for the year 1881, and chapter 46, general laws of the territory of Dakota for the year 1876.

Minneapolis, St. Paul & Sault Ste. Marie Railway.

ORGANIZATION.

The directors of the company are:

Thomas Lowry, of Minneapolis, Minn.
 John Martin, of Minneapolis, Minn.
 W. D. Washburn, of Minneapolis, Minn.
 E. Pennington, of Minneapolis, Minn.
 G. R. Newell, of Minneapolis, Minn.
 C. H. Pettit, of Minneapolis, Minn.
 E. A. Young, of St. Paul, Minnesota.
 W. H. Bradley, of Tomahawk, Wisconsin.
 Sir W. C. Van Horné of Montreal, Canada.
 Sir T. G. Shaughnessy, Tomahawk, Canada.
 R. B. Angus, of Montreal, Canada.

There were 211 stockholders at the date of the last election, September 17, 1901. The general and operating offices of the company are located at Minneapolis, Minn.

OFFICERS.

President—Thos. Lowry, Minneapolis, Minn.
 Vice President—John Martin, Minneapolis, Minn.
 Second Vice President—E. Pennington, Minneapolis, Minn.
 Secretary—C. F. Clement, Minneapolis, Minn.
 Treasurer—C. F. Clement, Minneapolis, Minn.
 Paymaster—H. N. Baist, Minneapolis, Minn.
 Chief Engineer—Thos. Greene, Minneapolis, Minn.
 General Counsel—Alfred H. Bright, Minneapolis, Minn.
 Assistant General Counsel—Henry B. Dike, Minneapolis, Minn.
 Auditor—Chas. W. Gardner, Minneapolis, Minn.
 General Manager—Edward Pennington, Minneapolis, Minn.
 General Freight Agent—W. S. Martin, Minneapolis, Minn.
 Assistant General Freight Agent—E. D. Parker, St. Paul, Minn.
 Assistant General Freight Agent—W. C. Marshall, Minneapolis, Minn.
 General Passenger Agent—W. R. Callaway, Minneapolis, Minn.
 Assistant General Passenger Agent—W. S. Thorn, St. Paul, Minn.
 Superintendent Telegraph—H. A. Tuttle, Minneapolis, Minn.
 Purchasing Agent—H. C. Pearce, Minneapolis, Minn.

PROPERTY OPERATED.

The company's main line extends from Sault Ste. Marie, Mich., to Portal, N. D., a distance of 1,039.89 miles. There are branches and spurs in Michigan, Wisconsin, Minnesota,

Minneapolis, St. Paul & Sault Ste. Marie Railway.

South Dakota and North Dakota, which brings the mileage owned up to 1,412.35 miles. The company operates under trackage rights for terminal purposes, etc., lines of other companies to the aggregate of 18.52 miles, making the total of lines operated, 1,430.87 miles. Of the miles owned, there are 334.60 miles in Wisconsin, all of which is operated by the company. The company operates no leased line, nor has it any trackage rights or other privileges or tracks of any other company in this state. None of its line is leased to any other company.

CAPITAL STOCK.

Common stock	\$14,000,000 00
Preferred stock	7,600,000 00
Total	\$21,000,000 00
Wisconsin proportion:	
Common stock	\$3,318,000 00
Preferred stock	1,659,000 00
Total	\$4,977,000 00

All stocks of the present company were issued in exchange for stock of the constituent companies under articles of consolidation in June, 1888. No dividends were paid on any of the stock during the past year.

FUNDED DEBT.

First mortgage bonds Minneapolis & Pacific Railway, issued in 1886, due in 1936; amount authorized to be issued, \$4,290,000, all of which was issued, and all but \$458,000 of which was redeemed June 30, 1902. These bonds draw 4 per cent. interest, and the company paid on account of interest on these bonds the past year, \$18,380. First mortgage bonds S. D. M. & Atlantic Ry., issued in 1886, due 1926; amount authorized and issued, \$10,000,000, of which there is outstanding, \$8,239,000. These bonds draw 4 and 5 per cent. semi-

Minneapolis, St. Paul & Sault Ste. Marie Railway.

annual interest; the interest paid this issue during the year was \$328,260.

The M., St. P. & S. S. M. Ry. consolidated bonds; amount authorized, \$31,149,000, of which \$22,452,000 has been issued, were issued July 1, 188, due when paid, draw 4 per cent. interest; upon these bonds the company paid during the year, \$887,280. The M., St. P. & S. S. M. Ry. second mortgage bonds, dated January 1, 1899, due January 1, 1949; \$5,000,000, amount of authorized issue, of which \$3,500,000 was issued, upon which cash to the amount of \$3,334,264.78 was realized. These bonds draw 4 per cent., and \$139,400 was paid as interest on them during the year. The total bonded indebtedness outstanding is \$34,649,000, upon which cash was realized to the amount of \$28,252,463.87. All the interest was paid on all bonds outstanding, and amounted to \$1,373,320.

Wisconsin proportion of the bonded indebtedness is about \$10,665,596, upon which cash was realized to the amount of \$8,614,199.95, and upon which the interest for the year would be \$423,209.64.

EQUIPMENT TRUST OBLIGATIONS.

Victory Rolling Stock company notes of September 27, 1892, for term of ten year, in 20 payments covering 1,000 box cars, 20 caboose cars, and 26 locomotives. Represented by 20 semi-annual notes, 19 of \$41,816.80, and one of \$40,973.38, payable at Toronto, Canada. Final payment June 1, 1894. Notes to the above company, August 2, 1897, ten years in 20 payments covering 5500 box cars, represented by 20 semi-annual notes of \$13,394.97 each, payable at Toronto, Canada; first note payable February 1, 1898. Wells French company notes, June 8, 1898, five years and 60 payments; 500 box cars covered, represented by 60 monthly notes of \$4,510.22 each, payable at First National Bank of New York; first payment, October 15, 1898.

Minneapolis, St. Paul & Sault Ste. Marie Railway.

Upon the above equipment the company paid in cash on delivery, \$203,264.01. The original amount of these obligations was \$1,545,655.99, and the amount now outstanding is \$337,401.33. The rate on these notes is 5 per cent.

RECAPITULATION OF FUNDED DEBT.

Mortgage bonds outstanding	\$34,649,000 00
Miscellaneous obligations	339,604 95
Total	\$34,988,604 95

CURRENT ASSETS AND LIABILITIES.

Assets:	
Cash	\$1,196,152 49
Bills receivable	1,971 54
Due from agents	336,915 11
Net traffic balances due from other companies	154,271 39
Due from solvent companies and individuals	264,212 00
Total	\$1,953,522 53
Liabilities:	
Audited vouchers and accounts	\$492,072 45
Wages and salaries	265,536 92
Matured interest coupons unpaid (including coupons due July 1)	624,140 00
Rentals due July 1	2,922 56
Miscellaneous	175,110 11
Balance—cash assets	393,740 49
	\$1,953,522 53
Material and supplies on hand	817,161 60

RECAPITULATION.

	Amount	Miles.	Amount per mile of road.
Capital stock	\$21,000,000 00	1,412.35	\$14,868 83
Bonds	34,649,000 00	1,412.35	24,532 87
Equipment trust	339,604 95	1,412.35	240 46
	1,953,522 53	1,412.35	1,383 17
	\$57,942,127 48	1,412.35	\$41,025 33

WISCONSIN PROPORTION.

Wisconsin proportion:	
Capital stock	\$4,977,000 00
Funded debt	10,745,560 10
Current liabilities	462,984 83
	\$16,185,544 93
Amount per mile, 334.60 miles	48,372 52

Minneapolis, St. Paul & Sault Ste. Marie Railway.

PERMANENT IMPROVEMENTS FOR THE YEAR.

Total construction, Wisconsin not included, in operating expenses.

COST OF ROAD AND EQUIPMENT—WISCONSIN.

Right of way	\$120,623 55
Fences	69,901 24
Grading and bridge and culvert masonry	1,834,789 18
Bridges and trestles	423,645 71
Rails	1,632,697 81
Ties	285,231 97
Other superstructure	456,331 75
Buildings, furniture and fixtures	354,997 91
Shop machinery and tools	48,512 39
Engineering expenses	137,329 68
Discount on securities sold for construction	6,969,049 20
Telegraph line	49,005 02
Sidings and yard extensions	272,102 25
Terminal facilities and elevators	125,734 54
Road built by contract	60,000 00
Other items	142,015 03
Total construction	\$12,981,967 26
Equipment:	
Locomotives	\$272,662 40
Passenger cars	59,155 73
Sleeping, parlor and dining cars	57,869 54
Baggage, express and postal cars	15,881 89
Combination cars	7,502 05
Freight cars	1,014,393 90
Other cars of all classes	48,626 46
Total equipment	\$1,476,091 97
Grand total cost construction and equipment	\$14,458,059 23
	Total cost to June 30, 1902.
* Total construction, Wisconsin, not included in operating expenses..	\$611,055 09
Equipment	182,918 36
Total net addition to property	182,918 36
Included in operating expenses	8,458 61

Minneapolis, St. Paul & Sault Ste. Marie Railway.

ENTIRE LINE.

For construction not included in operating expenses.....	\$1,879,024 53
For equipment	771,804 44
Total	\$2,650,831 97
Charges to income account	62,204 19

Total Cost to
June 30, 1902.

Construction:	
Right of way	\$708,707 74
Fences	182,820 49
Grading and bridge and culvert masonry	8,686,935 45
Bridges and trestles	1,540,849 46
Rails	6,074,246 19
Ties	1,235,488 13
Other superstructure	821,617 11
Buildings, furniture and fixtures	1,288,340 25
Shop machinery and tools	96,194 76
Engineering expenses	495,955 72
Interest during construction	22,614,460 19
Telegraph line	187,303 83
Wharfing, etc.	391,031 90
Sidings and yard extensions	544,912 14
Terminal facilities and elevators	708,337 81
Purchase of constructed road	60,000 00
Other items	1,138,691 36
Total construction	\$46,775,893 23

Equipment:	
Passenger cars	\$1,171,882 37
Sleeping, parlor and dining cars	254,875 23
Baggage, express and postal cars	246,961 24
Combination cars	68,165 62
Freight cars	32,484 96
Other cars of all classes	4,420,528 08
Floating equipment	210,104 95
Total equipment	\$6,405,002 45

Grand total cost construction and equipment\$53,180,895 68

Mileage upon which based 1,412.35

INCOME ACCOUNT—WISCONSIN.

Gross earnings from operation	\$1,594,943 74
Less operating expenses	731,481 80
Income from operation	\$863,461 94

INCOME ACCOUNT—ENTIRE LINE.

Gross earnings from operation	\$6,293,938 62
Less operating expenses	3,098,953 75
Income from operation	\$3,195,084 87

Deductions from income:	
Interest on funded debt	\$1,347,803 30
Taxes	292,954 32
Permanent improvements	62,204 19
Total deductions from income	-1,702,961 81
Net income	\$1,527,326 98

Minneapolis, St. Paul & Sault Ste. Marie Railway.

Surplus from operation year ending June 30, 1902.....	\$1,527,326 98
Surplus June 30, 1901	988,753 33
Deductions for the year	240,925 60
Surplus on June 30, 1902	2,275,254 81

EARNINGS FROM OPERATION.

Passenger:	
Passenger revenue	\$265,358 15
Mail	40,734 40
Express	27,271 56
Extra baggage and storage	4,252 77
Other items	10,239 78
Total passenger earnings	\$347,856 66
Freight:	
Total freight revenue	1,221,328 77
Other items	2,290 77
Car mileage—balance	13,693 90
Switching charges—balance	2,499 96
Telegraph companies	5,664 53
Other sources	184 63
Hire of equipment	1,624 52
Total gross earnings from operation	\$1,594,943 24

EARNINGS FROM OPERATION—ENTIRE LINE.

Passenger revenue	\$1,257,037 61
Mail	195,573 34
Express	101,723 52
Extra baggage and storage	16,666 15
Other items (passenger service)	3,234 97
Freight revenue	4,566,222 89
Other items (freight service)	6,178 93
Car mileage—balance	48,947 90
Switching charges—balance	1,404 64
Telegraph companies	38,137 19
Rentals from tracks, yards and terminals	4,473 53
Rents not otherwise provided for	9,700 38
Other sources	1,613 35
Hire of equipment	7,024 62
Total gross earnings from operations	\$6,293,938 62

BONDS OWNED.

Minnesota Transfer Railway company 4 per cent. mortgage bonds, \$9,000, upon which \$360 as interest was received during the year.

Minneapolis, St. Paul & Sault Ste. Marie Railway.

STOCKS OWNED.

Name.	Par value.	Income.
M., St. P., & S. S. M. Ry. Co.	\$225,600 00	None
Union Transfer Railway Company	7,000 00	None
New Jersey Bridge Company	500 00	None
St. Paul U. D. Stock, 4 per cent.	43,250 00	\$1,750 00
Western Express Company	25,000 00	None
Sainte Marie U. D. Co.	37,500 00	None
Total	\$339,350 00	\$1,750 00

RENTALS RECEIVED.

Trout Lake to S. S. Marie	\$4,473 53
---------------------------------	------------

MISCELLANEOUS INCOME.

Interest on bank deposits	\$33,095 92
---------------------------------	-------------

OPERATING EXPENSES—WISCONSIN.

Maintenance of way and structures:	
Repairs of roadway	\$118,801 26
Renewals of ties	24,292 45
Repairs of bridges and culverts	15,246 75
Repairs of fences, road-crossings, signs and cattle guards.....	1,986 75
Repairs of buildings	9,449 93
Repairs of telegraph	3,551 83
Other expenses	119 25
Total	\$173,448 22
Maintenance of equipment:	
Repairs and renewals of locomotives	\$52,530 29
Repairs and renewals of passenger cars	14,582 63
Repairs and renewals of freight cars	81,589 51
Repairs and renewals of ferry boats, tugs, floats and barges....	4,842 13
Shop machinery, tools, etc.	4,748 25
Other expenses	995 11
Total	\$159,287 92
Conducting transportation:	
Wages of enginemen, firemen and roundhousemen.....	\$71,430 37
Fuel for locomotives	99,863 82
Water supply for locomotives	4,523 28
All other supplies for locomotives	4,196 29
Wages of other trainmen	59,138 14
All other train supplies	10,749 49
Wages of switchmen, flagmen and watchmen	3,716 04
Expenses of telegraph, including train dispatchers and operators	16,961 52
Wages of station agents, clerks and laborers	26,309 20
Station supplies	3,437 23
Loss and damage	2,303 23
Injuries to persons	4,525 82
Barges, floats, tugs, ferry boats, expenses of, including wages, fuel and supplies	2,521 82
Other expenses	17,648 58
Total	\$327,324 83

Minneapolis, St. Paul & Sault Ste. Marie Railway.

General expenses:	
Salaries of officers	\$7,974 34
Salaries of clerks	11,290 38
General office expenses and supplies	3,675 64
Agencies, including salaries and rent	25,429 78
Advertising	4,549 46
Insurance	4,030 07
Rentals not otherwise provided for	119 79
Legal expenses	6,872 63
Stationery and printing	6,462 62
Other general expenses	1,016 12
Total	\$71,420 83
Recapitulation of expenses:	
Maintenance of Way and structures	\$173,448 22
Maintenance of equipment	159,287 92
Conducting transportation	327,324 83
General expenses	71,420 83
Grand total	\$731,481 80
Percentage of operating expenses to earnings	45.86
Mileage upon which based	318.56

OPERATING EXPENSES—WHOLE LINE.

Maintenance of way and structures:	
Repairs of roadway	\$382,612 81
Renewals of rails	292 40
Renewals of ties	117,100 79
Repairs of bridges and culverts	80,894 15
Repairs of fences, road-crossings, signs and cattle guards	7,565 29
Repairs of buildings	60,113 85
Repairs of docks and wharves	22,096 95
Repairs of telegraph	13,077 71
Other expenses	406 74
Total	\$684,160 69
Maintenance of equipment:	
Repairs and renewals of locomotives	\$186,242 54
Repairs and renewals of passenger cars	63,395 53
Repairs and renewals of freight cars	232,362 36
Repairs and renewals of ferry-boats, tugs, floats and barges....	18,097 52
Shop machinery, tools, etc.	17,401 88
Other expenses	3,682 44
Total	\$521,182 27
Conducting transportation:	
Wages of enginemen, firemen and roundhousemen.....	\$287,263 34
Fuel for locomotives	455,258 26
Water supply for locomotives	17,479 71
All other supplies for locomotives	15,751 62
Wages of other trainmen	207,631 21
All other train supplies	42,174 87
Wages of switchmen, flagmen and watchmen	43,244 50
Expenses of telegraph, including train dispatchers and operators	56,020 44
Wages of station agents, clerks and laborers.....	136,562 29
Station supplies	12,671 40
Car mileage—balance	13,724 34
Loss and damage	20,292 75
Injuries to persons	68,626 68
Barges, floats, tugs, ferry boats, expenses of, including wages, fuel and supplies	10,315 93
Other expenses	65,447 28
Total	\$1,452,464 62
Mileage upon which based	\$1,396 43

Minneapolis, St. Paul & Sault Ste. Marie Railway.

General expenses:	
Salaries of officers	\$31,107 89
Salaries of clerks	43,922 10
General office expenses and supplies	14,327 44
Agencies, including salaries and rent	97,842 38
Advertising	17,685 56
Insurance	16,180 86
Expense of stock yards and elevators.....	6,562 21
Rentals for tracks, yards and terminals	159,895 48
Legal expenses	26,756 77
Stationery and printing	22,943 15
Other general expenses	3,822 33
Total	\$441,046 17
Recapitulation of expenses:	
Maintenance of way and structures	\$684,160 69
Maintenance of equipment	521,182 27
Conducting transportation	1,452,464 62
General expenses	441,046 17
Grand total	\$3,098,853 75
Percentage of operating expenses to earnings.....	49.23
Mileage upon which based	1,396 43

RENTALS PAID FOR LEASE OF OTHER PROPERTY.

Tracks:	
At Minneapolis, M. & St. L. Ry.	\$6,235 66
At Minneapolis and St. Paul, Northern Pacific	11,720 00
At Minneapolis, Northern Pacific	11,956 99
At St. Paul, Northern Pacific	1,390 18
Northtown to Shoreham, Northern Pacific	683 40
St. Paul, Minn., Northern Pacific	32,286 31
Minneapolis, Minn., C., M. & St. P. Ry.	06
Operating above	69,746 67
Total rentals paid	\$159,895 48

COMPARATIVE GENERAL BALANCE SHEET.

June 30, 1901.	ASSETS.	June 30, 1902.	Year ending June 30, 1902.	
			Total.	Increase. Decrease.
\$44,896,868 70	Cost of road	\$46,775,893 23	\$1,879,024 53
5,633,195 01	Cost of equipment	6,405,002 45	771,807 44
226,850 00	Stocks owned	360,348 37	33,498 37
49,200 00	Bonds owned	9,000 00	\$40,200 00
4,060,265 47	Advances new branches, in- cluding A. B. & N. W. Ry.	3,355,207 27	705,058 20
413,912 88	Lands owned	399,302 16	14,610 72
2,400,141 47	Cash and current assets	1,953,522 53	446,618 94
490,632 14	Other assets: Materials and supplies	817,161 60	326,529 46
\$58,271,065 67	Grand total	\$60,075,437 61	\$1,804,371 94

Minneapolis, St. Paul & Sault Ste. Marie Railway.

COMPARATIVE GENERAL BALANCE SHEET.

June 30, 1901.	LIABILITIES.	June 30, 1902.	Year ending June 30, 1902.	
		Total.	Increase.	Decrease.
\$21,000,000 00	Capital stock	\$21,000,000 00		
34,663,151 13	Funded debt	34,988,604 95	\$325,453 82	
1,511,161 21	Current liabilities	1,559,782 04	48,620 83	
83,000 00	Real estate			\$83,000 00
25,000 00	Bills payable	14,000 00		11,000 00
	Betterment and improvement fund	237,795 81	237,795 81	
988,753 33	Profit and loss	2,275,254 81	1,286,501 48	
\$58,271,065 67	Grand total	\$60,075,437 61	\$1,804,371 94	

IMPORTANT CHANGES DURING THE YEAR—WISCONSIN.

Completed	Miles.
Dresser Jct. to Frederic	16.19
	22.43
Total	38.62

.40 miles of line north from Glen Flora was abandoned.

Five hundred Minneapolis, St. Paul & Sault Ste. Marie consolidated bonds were issued.

CONTRACTS, AGREEMENTS, ETC.

The Western Express company operated over the lines of this company, the net earnings being divided between the companies. The United States postoffice department has the mails carried by the company on several mail routes, paying for the service. The company owns its sleepers and diners, and operates them jointly with the Canadian Pacific Railway company. The company owns and operates its telegraph line.

SECURITY FOR FUNDED DEBT.

Minneapolis & Pacific Railway first mortgage bonds covers line from Minneapolis to Boynton, 287.60 miles and equals \$1,592.00 per mile. Minneapolis St. P. & S. S. M. Atlantic first mortgage bonds covers the line and branches from Minne-

Minneapolis, St. Paul & Sault Ste. Marie Railway.

apolis to Sault Ste. Marie, St. Paul and St. Croix Falls, 500.73 miles and equals \$16.453 per mile. Minneapolis St. P. & S. S. M. Ry. first mortgage consolidated bonds covers all the lines and branches of the company, namely 1,412.35 miles.

The Minneapolis, St. P. & S. S. M. Ry., second mortgage bonds cover all the line and branches from Sault Ste. Marie, Mich., to Portal, N. D., 1,412.35 miles.

EMPLOYEES & SALARIES—WISCONSIN.

Class.	Number.	Average daily compensation.
General officers	2	\$12 03
Other officers	4	8 04
General office clerks	22	1 91
Station agents	42	1 45
Other station men	10	1 33
Enginemen	30	3 85
Firemen	30	2 34
Conductors	22	3 28
Other trainmen	65	1 49
Carpenters	23	1 97
Section foremen	46	1 51
Other trackmen	269	1 17
Switchmen, flagmen and watchmen	4	1 95
Telegraph operators and dispatchers	22	1 69
All other employees and laborers	87	1 69
Total, including general officers	678	\$1 72
Less general officers	2	\$12 03
Total, excluding general officers	676	\$1 69
Distribution of above:		
General administration	28	\$3 38
Maintenance of way and structures	378	1 32
Maintenance of equipment	24	1 91
Conducting transportation	248	2 05
Total, including general officers.....	678	\$1 72
Less general officers	2	\$12 03
Total, excluding general officers	676	\$1 69

Minneapolis, St. Paul & Sault Ste. Marie Railway.

EMPLOYEES AND SALARIES—WHOLE LINE.

Class.	Number.	Average daily compensation.
General officers	9	\$12 18
Other officers	17	8 04
General office clerks	121	1 87
Station agents	139	1 49
Other station men	118	1 33
Enginemen	112	3 87
Firemen	112	2 35
Conductors	79	3 25
Other trainmen	240	1 47
Machinists	119	2 06
Carpenters	207	1 96
Other shopmen	113	2 02
Section foremen	175	1 50
Other trackmen	696	1 21
Switchmen, flagmen and watchmen	55	2 09
Telegraph operators and dispatchers	69	1 70
All other employees and laborers	591	1 80
Total, including general officers	2,972	\$1 84
Less general officers	9	12 18
Total, excluding general officers	2,963	\$1 81
Distribution of above:		
General administration	147	\$3 09
Maintenance of way and structures	1,121	1 42
Maintenance of equipment	562	1 97
Conducting transportation	1,142	1 98
Total, including general officers	2,972	\$1 84
Less general officers	9	12 18
Total, excluding general officers	2,963	\$1 81

Minneapolis, St. Paul & Sault Ste. Marie Railway.

PASSENGER AND FREIGHT, AND TRAIN MILEAGE.

(WHOLE LINE.)

Passenger traffic:

Number of passengers carried earning revenue	604,287
Number of passengers carried one mile	58,046,978
Average distance carried	96.05
Total passenger revenue	\$1,257,057.61
Average amount received from each passenger	2.08020
Average receipts per passenger per mile02165
Total passenger earnings	1,610,235.19
Passenger earnings per mile of road	1,153.108
Passenger earnings per train mile	1.20790

Freight traffic:

Number of tons carried of freight earning revenue	2,234,023
Number of tons carried one mile	617,746,549
Average distance haul of one ton	191
Total freight revenue	\$4,566,228.89
Average amount received for each ton of freight	1.41193
Average receipts per ton per mile00739
Total freight earnings	\$4,572,401.82
Freight earnings per mile of road	3,274.35
Freight earnings per train mile	6,182,673.01

Passenger and freight:

Passenger and freight earnings per mile of road	4,427.45
Gross earnings from operation	6,293,938.62
Gross earnings from operation per mile of road	4,507.16
Expenses	3,098,853.75
Expenses per mile of road	2,219.12
Income from operation	3,195,084.87
Income from operation per mile of road	2,288.04

Train mileage:

Miles run by passenger trains	1,079,116
Miles run by freight trains	1,707,925
Miles run by mixed trains	253,967

Total mileage trains earning revenue	3,041,008
Miles run by construction and other trains	88,224

Grand total train mileage 3,129,232

Mileage of loaded freight cars—north or east	18,434,209
Mileage of loaded freight cars—south or west	23,159,898
Mileage of empty freight cars—north or east	8,366,459
Mileage of empty freight cars—south or west	4,878,722
Average number of freight cars in train	27.95
Average number of loaded cars in train	21.20
Average number of empty cars in train	6.75
Average number of tons of freight in train	314.88
Average number of tons of freight in each loaded car	14.85

Mileage upon which based, 1,396.43.

Minneapolis, St. Paul & Sault Ste. Marie Railway.

PASSENGER AND FREIGHT, AND TRAIN MILEAGE.

(WISCONSIN.)

Passenger traffic:

Number of passengers carried earning revenue	201,763
Number of passengers carried one mile	12,415,744
Average distance carried	62
Total passenger revenue	\$265,358.15
Average amount received from each passenger	1.31519
Average receipts per passenger per mile02137
Total passenger earnings	347,856.66
Passenger earnings per mile of road	1,091.96
Passenger earnings per train mile99507

Freight traffic:

Number of tons carried of freight earning revenue	1,605,891
Number of tons carried one mile	239,917,098
Average distance haul of one ton	149
Total freight revenue	\$1,221,328.77
Average amount received for each ton of freight76053
Average receipts per ton per mile00509
Total freight earnings	1,223,619.54
Freight earnings per mile of road	3,841.09
Freight earnings per train mile	2.03074

Passenger and freight:

Passenger and freight revenue	\$1,486,686.92
Passenger and freight revenue per mile of road	4,666.90
Passenger and freight earnings	1,571,476.20
Passenger and freight earnings per mile of road	4,933.06
Gross earnings from operation	1,594,943.74
Gross earnings from operation per mile of road	5,006.75
Expenses	731,481.80
Expenses per mile of road	2,296.24
Income from operation	863,461.94
Income from operation per mile of road	2,710.51

Train mileage:

Miles run by passenger trains	274,618
Miles run by freight trains	527,586
Miles run by mixed trains	74,962

Total mileage trains earning revenue	877,166
Miles run by switching trains	21,909

Mileage of loaded freight cars—north or east	7,454,320
Mileage of loaded freight cars—south or west	8,240,121
Mileage of empty freight cars—north or east	1,394,547
Mileage of empty freight cars—south or west	1,241,227
Average number of freight cars in train	30
Average number of loaded cars in train	26
Average number of empty cars in train	4
Average number of tons of freight in train	398
Average number of tons of freight in each loaded car	15.3

Mileage upon which based, 318.56.

Minneapolis, St. Paul & Sault Ste. Marie Railway.

FREIGHT TRAFFIC MOVEMENT—WISCONSIN.

(Company's Material Excluded.)

Commodity.	Total freight tonnage.	
	Whole tons	Per cent.
Products of agriculture:		
Grain	103,234	6.430
Flour	273,822	17.051
Other mill products	45,773	2.850
Hay	8,762	.546
Tobacco	131	.008
Fruit and vegetables	1,526	.718
Other vegetables	459	.028
Teas	92	.006
Products of animals:		
Live stock	2,735	.17
Dressed meats	7,245	.451
Other packing-house products	6,257	.392
Poultry, game and fish	4,123	.257
Wool	1,632	.102
Hides and leather	2,837	.177
Butter and eggs	4,410	.275
Products of mines:		
Anthracite coal	22,230	1.384
Bituminous coal	54,131	3.371
Coke	185	.007
Ores	176,826	11.017
Stone, sand and other like articles	1,665	.104
Salt	4,645	.289
Products of forest:		
Lumber	633,627	39.455
Charcoal	294	.018
Cooperage	25,557	1.591
Manufactures:		
Petroleum and other oils	13,925	.867
Sugar	5,187	.323
Iron, pig and bloom	15,910	.99
Iron and steel rails	14,932	.93
Other castings and machinery	5,645	.352
Bar and sheet metal	15,705	.978
Cement, brick and lime	16,280	1.014
Agricultural implements	1,528	.095
Wagons, carriages, tools, etc.	1,031	.064
Wines, liquors and beers	3,676	.229
Household goods and furniture	3,339	.208
Merchandise	57,032	3.552
Miscellaneous:		
Other commodities not mentioned above	59,548	3.708
Total tonnage	1,605,891	100.

Minneapolis, St. Paul & Sault Ste. Marie Railway.

FREIGHT TRAFFIC MOVEMENT.

(Company's Material Excluded.)

Commodity.	Total freight tonnage.	
	Whole tons	Per cent.
Products of agriculture:		
Grain	446,312	13.80
Flour	289,144	8.94
Other mill products	51,520	1.59
Hay	15,040	.465
Tobacco	175	.005
Fruit and vegetables	19,080	.59
Tea	1,786	.06
Other agricultural products	959	.03
Products of animals:		
Live stock	27,293	.84
Dressed meats	8,529	.26
Other packing house products	8,148	.25
Poultry, game and fish	8,086	.25
Wool	1,754	.05
Hides and leather	3,989	.12
Butter and eggs	6,819	.21
Products of mines:		
Anthracite coal	31,780	.98
Bituminous coal	88,499	2.74
Lignite coal	39,713	1.23
Coke	668	.02
Ores	299,266	9.25
Stone, sand and other like articles	12,362	.38
Salt	5,749	.18
Products of forest:		
Lumber	1,295,319	40.05
Charcoal	9,562	.30
Cooperage	31,731	.98
Manufactures:		
Petroleum and other oils	17,962	.56
Sugar	5,448	.17
Iron, pig and bloom	54,176	1.68
Iron and steel rails	32,150	.99
Other castings and machinery	21,105	.65
Bar and sheet metal	24,123	.73
Cement, brick and lime	48,072	1.49
Agricultural implements	10,890	.34
Wagons, carriages, tools, etc.	2,227	.07
Wines, liquors and beers	9,553	.30
Household goods and furniture	48,366	1.49
Merchandise	118,021	3.65
Miscellaneous:		
Other commodities not mentioned above	138,647	4.29
Total tonnage	3,234,023	100.

Minneapolis, St. Paul & Sault Ste. Marie Railway.

DESCRIPTION OF EQUIPMENT—WISCONSIN.

Locomotives:	
Passenger	6
Freight	10
Switching	3
Leased	6
Total	25
Cars in passenger service:	
First-class passenger cars	5
Second-class passenger cars	3
Combination passenger cars	1
Emigrant cars	1
Dining cars	1
Sleeping cars	3
Baggage, express and postal cars	6
Total	20
Cars in freight service:	
Box cars	1,497
Flat cars	205
Stock cars	22
Coal cars	5
Refrigerator cars	17
Other cars	38
Total	1,784
Cars in company's service:	
Derrick cars	1
Caboose cars	16
Other road cars	2
Total	19
Cars contributed to fast freight:	
Line, service	106
Total owned	1,363
Cars leased	460
Grand total	1,823

DESCRIPTION OF EQUIPMENT.

Locomotives:	
Passenger	26
Freight	44
Switching	10
Leased	26
Total	106
Cars in passenger service:	
First-class passenger cars	20
Second-class passenger cars	14
Combination passenger cars	6
Emigrant cars	5
Dining cars	5
Sleeping cars	12
Baggage, express and postal cars	23
Total	85

Minneapolis, St. Paul & Sault Ste. Marie Railway.

Cars in freight service:	
Box cars	6,553
Flat cars	894
Stock cars	98
Coal cars	20
Refrigerator cars	73
Other cars	172
Total	7,810
Cars in company's service:	
Derrick cars	3
Caboose cars	70
Other road cars	11
Total	84
Cars contributed to fast freight line service.....	466
Total owned	5,959
Cars leased	2,020
Grand total	7,979

MILEAGE BY STATES.

Michigan	234.48
Wisconsin	534.60
Minnesota	230.34
North Dakota	579.37
South Dakota	33.56
Total	1,412.35

RENEWAL OF RAILS AND TIES—WISCONSIN.

Steel rails of 80-pounds to the yard and 13,288 tons at a cost of \$29.00 per ton were laid in Wisconsin during the year. Cross ties, sleepers were laid as follows:

Hard wood	15,854 at	49.5 cts.
Soft wood	85,360 at	25 cts.
Hard wood (culls)	1,595 at	25.5 cts.
Soft wood (culls)	7,108 at	13.5 cts.
Switch	1,947 at	85 cts.
Bridge	225 at	65 cts.
Total	112,089	2886

CONSUMPTION OF FUEL BY LOCOMOTIVES.

There was 38,152 tons of soft coal consumed in Wisconsin at an average cost of \$2.88 per ton. Freight locomotives used 113.35 pounds per mile. Passenger locomotives used 54 bbls.

CHARACTERISTICS OF ROAD—WISCONSIN.

WORKING DIVISIONS OR BRANCHES.			ALIGNMENT.			PROFILE.						
From—	To—	Miles.	Num- ber of curves.	Aggregate length of curved line. Miles.	Length of straight line. Miles.	Length of level line. Miles.	Ascending Grades.			Descending Grades.		
							Num- ber.	Sum of ascents. Feet.	Aggregate length of ascending grades. Miles.	Num- ber.	Sum of descents. Feet.	Aggregate length of descending grades. Miles.
Dresser Junct.	St. Croix Falls.	4.05	8	1.43	2.62	.51	14	9	1.29	9	12.5	2.25
North	Prentice53	3	.46	7	1	21	.33	1	11.5	20
North	Rhineland58	2	.24	34	1	.7	.2	2	4.5	.68
North	Armstrong Cr'k	3.06	7	1.41	1.65	2	42.5	1.53	3	19.3	2.8
Cameron	Rice Lake	6.63	13	1.78	4.35	22	57.1	3.8	14	24.1	1.21
Rice Lake	Berchwood	16.19	13	3.05	13.14	16	254.4	8.51	12	132.9	5.36
Barron	Ridgeland	18.33	20	5.20	13.13	25	228	7.47	21	265.5	8.27
Summit Jet	Frederic	22.43	26	6.31	16.12	10	39.2	11.34	10	95.5	8.14
St. Croix Riv'r	Menomonee	262.80	289	55.51	207.29	652	2,932	108.97	593	2,825	94.74
Total	334.60	381	75.37	292.1	743	3,635.9	143.31	663	3,392.5	121.11

Minneapolis, St. Paul & Sault Ste. Marie Railway.

Minneapolis, St. Paul & Sault Ste. Marie Railway.

ACCIDENTS—WISCONSIN.

Trainmen:		
Killed		1
Injured		25
Other employees:		
Injured		11
Passengers:		
Injured		22
Others		7

BRIDGES, TRETTLES, ETC.—WISCONSIN.

There are 151 bridges on the line in Wisconsin; 149 wooden and 2 combination iron and wood. The aggregate length of these bridges is 24,918 feet. There are two overhead highway crossings on the line trestle built 22 feet above the rail. There are no tunnels or overhead or under-way railway crossings on the line in this state.

TELEGRAPH.

This company owns and operates 324.3 miles of telegraph line and 851.9 miles of wire.

Whitcomb & Morris Railway.

WHITCOMB & MORRIS RAILWAY.

This company was organized under the laws of Wisconsin, June 23rd, 1896. The directors are J. H. Jenkins and D. C. Buckstaff, of Oshkosh, Wis., and Charles Barbec and H. J. Sprague, of Morris, Wis. The last meeting of the stockholders for the election of directors was held June 23, 1902. The general officers of the company are located at Morris, Wis. J. H. Jenkins is president and D. C. Buckstaff, vice president, H. J. Sprague, secretary and treasurer. The company operates six miles of railroad being from Whitcomb Station on the C. & N. W. Railway in Shawano county to Morris.

CAPITAL STOCK.

The capital stock is \$10,000, being nominal as the property is owned and operated by the Buckstaff, Sprague Lbr. Co. There is no funded debt on the property. The rails are leased from the Chicago & Northwestern Railway Company.

The equipment consists of one locomotive, four freight cars and four other cars.

The road cost the company up to June 30, 1902, including equipment, \$10,319.40.

The earnings for the year are reported to be \$3,597.75, and operating expenses as \$4,150.00, making a deficit of \$552.25. The freight is reported to consist of lumber, wood, logs, bark, etc.

Wisconsin Central Railway Co.

WISCONSIN CENTRAL RAILWAY COMPANY.

This company was organized under the general laws of the state of Wisconsin, December 30, 1897. This company is not strictly a reorganized company, but an independent company, which purchased the railroads and properties of the Wisconsin Central Company, the Wisconsin Central Railroad Company, the M. & S. W. Co., the C. W. & M. R. R. Co., the Packwaukee and Montello R. R. Co. and the Marshfield and Southeastern R. R. Co.

DIRECTORS.

Wm. L. Bull, New York, N. Y.
 John Crosby Brown, New York, N. Y.
 James S. Colgate, New York, N. Y.
 Fred T. Gates, New York, N. Y.
 Gerald L. Hoyt, New York, N. Y.
 Francis R. Hart, Boston, Mass.
 Edward W. Sheldon, New York, N. Y.
 William F. Vilas, Madison, Wis.
 Henry F. Whitcomb, Milwaukee, Wis.
 Howard Morris, Milwaukee, Wis.
 Jas. F. Dale, New York, N. Y.

The above directors hold office until Oct. 14, 1902. The general offices of the company are located at Milwaukee, Wis.

OFFICERS.

Chairman of the Board—Wm. L. Bull, New York, N. Y.
 President—Henry F. Whitcomb, Milwaukee, Wis.
 Secretary—Charles M. Morris, Milwaukee, Wis.
 Treasurer—W. R. Hancock, Milwaukee, Wis.
 Chief Engineer—Charles N. Kalk, Milwaukee, Wis.
 General Counsel, Edward W. Sheldon, New York, N. Y.
 General Counsel—Howard Morris, Milwaukee, Wis.
 Comptroller and Auditor—Robert Tooms, Milwaukee, Wis.
 General Passenger Agent—J. C. Pond, Milwaukee, Wis.
 General Freight Agent—Burton Johnson, Milwaukee, Wis.
 General Superintendent—Earl J. Potter, Milwaukee, Wis.
 Division Superintendent—A. R. Horn, Fond du Lac, Wis.
 Division Superintendent—E. H. Cutter, Abbotsford, Wis.
 Assistant General Freight Agent—C. E. Wilson, Milwaukee, Wis.
 Assistant General Freight Agent—F. J. Erfert, Milwaukee, Wis.
 Superintendent of Telegraph—P. W. Drew, Milwaukee, Wis.
 Land Commissioner—W. H. Killen, Milwaukee, Wis.

Wisconsin Central Railway Co.

CAPITAL STOCK—WHOLE LINE.

	Shares au- thorized.	Total par value au- thorized.	Total amount issued and outstanding.
Common	175,000	\$17,500,000 00	\$17,500,000 00
Preferred	125,000	12,500,000 00	12,500,000 00
Total	300,000	\$30,000,000 00	\$30,000,000 00

No dividends were declared during the year. There were issued for the purchase of railroad property 300,000 shares of the par value of \$100.00 each, amounting to \$30,000,000, Wisconsin's proportion of which is estimated at \$26,802,000.00.

FUNDED DEBT.

Mortgage bonds, miscellaneous obligations and income bonds, June 30, 1902.

Class of bond or obligation.	TIME.		Amount of authorized issue.	Amount issued.	Amount outstanding.	INTEREST.				
	Date of issue.	When due.				Rate.	When payable.	Amount accrued during year.	Amount paid during year.	
Wis. Cent. Ry. Co., 1st general mortgage bonds.....	July 13, 1899.	July 1, 1901.	\$27,000,000 00	\$21,640,000 00	\$23,884,000 00	Pr ct	4	Jan. & July.	\$972,009 88	\$975,400 00
Wis. Cent. R. R. Co., first series bonds.....	June 1, 1899.	Jan. 1, 1909.	764,500 00	764,500 00	660,500 00	5	5	Jan. & July.	33,090 91	33,190 94
C. W. & M. R. R., first mortgage bonds.....	Sept. 1, 1885.	Mar. 1, 1916.	835,000 00	835,000 00	776,000 00	6	6	Mar. & Sep.	46,560 00	46,560 00
M. & L. W. R. R., first mortgage bonds.....	Mar. 29, 1882.	July 1, 1912.	639,000 00	639,000 00	604,000 00	6	6	Jad. & July.	36,240 00	36,240 00
M. & L. W. R. R. Co., Manitowoc div., first mortgage bonds..	July 1, 1895.	Called Apr. 1, 1900.....	172,000 00	172,000 00	6	6	Apr. & Oct.	237 50	612 50
M. & S. E. division, P. M. mortgage bonds.....	May 1, 1901.	May 1, 1951.	450,000 00	450,000 00	445,000 00	4	4	May & Nov.	17,934 44	18,000 00
Minneapolis Terminal, P. M. mortgage bonds.....	Jan. 1, 1900.	Jan. 1, 1950.	500,000 00	500,000 00	500,000 00	3½	3½	Jan & July.	17,500 00	17,500 00
Grand total.....			\$30,360,500 00	\$28,000,500 00	\$26,869,500 00				\$1,123,622 76	\$1,127,503 44

The amounts shown above under columns "Amount of authorized issue" and "Amount issued," opposite Wis Cent. Ry. Co., first series bonds (\$764,500), C. W. & M. R. R., first mortgage bonds (\$835,000), M. & L. W. R. R. first mortgage bonds (\$639,000), Manitowoc division first mortgage bonds (\$172,000), are the amounts of such bonds in the hands of the public outstanding at the date of the issues of Wisconsin Central Railway Co., first general mortgage bonds, namely July 23, 1899, and for the purchase exchange or retirement thereof, there were reserved \$2,652,000 of said first general mortgage bonds. The Wisconsin proportion of the funded debt of this company outstanding is \$24,005,211.30.

Wisconsin Central Railway Co.

The amounts shown above under columns "amount of authorized issue" and "amount issued" opposite Wis. Cent. R. R. Co. first series bonds (\$764,500.00), C. W. & M. R. R. first mortgage bonds (\$835,000.00), M. & L. W. R. R. first mortgage bonds (\$639,000.00), M. & L. W. Manitowoc Division first mortgage bonds (\$172,000.00) are the amounts of such bonds in the hands of the public outstanding at the date of the issue of Wisconsin Central Railway Co. first general mortgage bonds, namely, July 13, 1899, and for the purchase, exchange or retirement thereof, there were reserved \$2,652,000 of said first general mortgage bonds. The Wisconsin proportion of the funded debt of this company outstanding is \$24,005,211.30.

RECAPITULATION OF FUNDED DEBT.

Account.	Amount issued.	Amount outstanding.
Mortgage bonds	\$34,180,000 00	\$26,369,500 00
Miscellaneous obligations	500,000 00	500,000 00
Total	\$34,680,000 00	\$26,869,500 00

INTEREST.

Accrued during the year	\$1,123,622 76
Amount paid during the year	1,127,503 44

CURRENT ASSETS AND LIABILITIES.

Cash and current assets available for payment of current liabilities.

Cash	\$1,383,581 29
Due from agents	360,024 86
Due from solvent companies and individuals	87,959 82
Other cash assets	200 00
Total	\$1,831,765 97

Wisconsin Central Railway Co.

Current liabilities accrued to and including June 30, 1902.

Audited vouchers and accounts	\$228,963 75
Wages and salaries	229,065 89
Net traffic balances due to other companies	54,586 49
Matured interest coupons unpaid	521,062 50
Miscellaneous	128,458 82
Total	\$1,831,765 97
Material and supplies on hand	\$583,508 11

RECAPITULATION.

(A. Mileage owned).

Account.	Total amount out- standing.	Amount per mile of road.	
		Miles.	Amount.
Capital stock	\$30,000,000 00	982.28	\$30,541 00
Bonds	26,869,500 00	982.28	27,354 00
Total	\$56,869,500 00	982.28	\$57,895 00

(B. Mileage operated trackage rights excluded).

Total capital stock and funded debt amounts to \$56,869,-500.00 on 916.87 miles which equals \$62,025.70 per mile.

PERMANENT IMPROVEMENTS FOR THE YEAR.

Construction:	
Right of way	\$698 57
Other real estate	500,000 00
Fences	290 88
Grading and bridges and culvert masonry	242,954 19
Bridges and trestles	56,587 00
Other superstructure	44,981 83
Buildings, furniture and fixtures	122,838 39
Shop machinery and tools	9,432 47
Engineering expenses	10,677 45
Interest during construction	45,208 33
Telegraph line	222 78
Wharfing, etc.	11,060 57
Sidings and yard extensions	133,952 56
Other items	43,521 65
	\$1,222,476 67
Less credits, property and material sold	366,696 50
Total net addition to property during the year	\$855,780 17

Equipment:

There was no new equipment purchased during the year.

Wisconsin Central Railway Co.

COST OF ROAD AND EQUIPMENT.

	Amount.	Per mile.
Construction:		
Right of way	\$14,495 82	\$14 76
Other real estate	500,243 05	509 27
Fences	3,182 04	3 23
Grading and bridges, etc.	644,756 25	656 39
Bridges and trestles	57,332 43	58 37
Other superstructure	105,764 11	107 67
Buildings, furniture, etc.	427,974 21	435 69
Shop machinery and tools	37,078 40	37 75
Engineering expenses	18,438 23	18 77
Interest during construction ..	1,313,299 48	1,337 09
Telegraph line	514 78	52
Wharfing, etc.	36,823 74	37 49
Sidings, yards and extensions ..	253,914 81	258 50
Purchase of construction road ..	45,939,635 58	46,768 37
Other items	87,067 26	88 64
Total construction	\$49,440,620 19	\$50,332 51
Equipment:		
Locomotives	\$901,755 88	\$921 08
Passenger cars	96,275 96	98 01
Sleeping cars, parlor cars, etc. .	72,000 00	73 30
Baggage, express and postal cars .	39,200 00	39 91
Combination cars	13,969 48	14 22
Freight cars	2,946,867 90	3,000 02
Other cars of all classes	78,451 05	79 87
Total equipment	\$4,151,520 27	\$4,226 41
Grand total construction and equipment	\$53,592,140 46	\$54,558 92

INCOME ACCOUNT—WISCONSIN.

Gross earnings from operation.....	\$5,100,241 46	
Less operating expenses	3,616,818 80	
Income from operation		\$1,483,522 06
Income on bonds owned	\$2,304 97	
Miscellaneous income	28,346 85	
Income from other sources		30,651 82
Total income		\$1,514,074 48
Deductions from income:		
Interest on funded debt accrued	\$994,724 45	
Taxes	193,398 82	
Other deductions	111,666 43	
Total deductions from income		1,299,789 70
Net income		\$214,284 78
Surplus from operation for the year ending June 30, 1902..	\$214,284 78	
Surplus on June 30, 1901	259,453 19	
Deductions for the year		\$473,739 97
		335 02
Surplus on June 30, 1902		\$473,402 95

Wisconsin Central Railway Co.

INCOME ACCOUNT—WHOLE LINE.

Gross earnings from operation		\$6,038,130 16
Less operating expenses		4,259,737 47
Income from operation		\$1,778,392 69
Interest on bonds owned	\$2,580 00	
Miscellaneous income	31,414 60	
Income from other sources		33,994 60
Total income		\$1,812,387 29
Deductions from income:		
Interest on funded debt accrued	\$1,113,414 43	
Taxes	218,493 18	
Other deductions	124,990 41	
Total deductions from income		1,456,989 02
Net income		\$355,489 27
Surplus from operation of year ending June 30, 1902.....		\$355,489 27
Surplus on June 30, 1901		276,935 14
Total		\$632,424 41
Deductions for the year		375 00
Surplus on June 30, 1902		\$632,049 41

The amount returned under "deductions from incomes" opposite "permanent improvements," namely, \$124,990.46, is not a deduction from the income for the year covered by this report, but was appropriated by the Board of Directors out of the surplus accumulated from July 1, 1899, to June 30, 1902.

EARNINGS FROM OPERATION—WISCONSIN.

Passenger:		
Passenger revenue		\$1,039,559 35
Less tickets redeemed		18,706 73
Total passenger revenue		\$1,020,852 62
Mail		104,054 17
Express		78,372 02
Extra baggage and storage		14,246 11
Other items		15,327 73
Total passenger earnings		\$1,232,852 65
Freight:		
Freight revenue	\$4,134,820 37	
Less overcharge to shippers	283,792 40	
Total freight revenue		\$3,851,027 97
Elevators		6,240 03
Total freight earnings		\$3,857,268 00
Total passenger and freight earnings		\$5,090,120 65

Wisconsin Central Railway Co.

Other earnings from operation:		
Car mileage balance	\$736 63	
Rental of tracks, yards, etc.	1,377 72	
Rents not otherwise provided for	8,006 46	
Total other earnings		10,120 81
Total gross earnings from operation		\$5,100,241 46

EARNINGS FROM OPERATION—WHOLE LINE.

Passenger:		
Passenger revenue	\$1,228,000 41	
Less tickets redeemed	22,275 97	
Total passenger revenue	\$1,205,724 44	
Mail	124,173 47	
Express	96,022 67	
Extra baggage and storage	16,692 02	
Other items	59,964 63	
Total passenger earnings		\$1,502,127 23
Freight:		
Freight revenue	\$4,858,955 37	
Less overcharge to shippers	350,078 44	
Total freight revenue	\$4,508,876 93	
Elevators	8,970 63	
Total freight earnings		\$4,517,847 46
Total passenger and freight earnings		\$6,019,974 69
Other earnings from operation:		
Car mileage—balance	\$820 13	
Rentals of tracks, yards and terminals	7,988 72	
Rents not otherwise provided for	9,345 62	
Total other earnings		18,155 47
Total gross earnings from operation		\$6,038,136 16

BONDS OWNED.

The company owns \$4,000.00 par value 5% first mortgage bonds of the Minnesota Transfer Railway Company, upon which it received an income of \$200.00. It owns also \$7,831.62 of 4% first mortgage bonds of the same company, on which it received \$2,800.00 income during the year. It also owns \$35,000.00 par value 6% bonds of the Abbotsford and Northwestern Railway Company, on which it received \$2,100.00 for the year.

Wisconsin Central Railway Co.

STOCKS OWNED.

This company owns stock of the Minnesota Transfer Company of the par value of \$7,000.00 and \$1,352,124.07 of the common stock, and \$1,332,895.64 of the preferred stock of the Wisconsin Central Railway Company, all of which stocks are reported to be worth par.

It also owns \$45,140.00 of the La Pointe Iron Company, which is reported to be worth \$100.00.

RENTALS RECEIVED—WHOLE LINE.

Tracks:	
McMillan, Wis., of C. & N. W. Ry.	\$76 82
Altenheim, Ill., of C., M. & St. P. Ry.	6,570 00
Ironwood, Mich., of C. & N. W. Ry.	42 00
Glenwood, Wis., of Glenwood Mfg. Co.	72 22
Ashland, Wis., of C. & N. W. Ry.	1,061 50
Ashland, Wis., of C., St. P., M. & O. Ry.	157 00
Total tracks	\$7,919 04
Terminals:	
Depot Emerald, Wis., C., St. P. & O. Ry.	70 68
Grand total rentals received	\$7,989 72

MISCELLANEOUS INCOME—NET INCOME.

Miscellaneous rentals	\$3,340 00
Interest and exchange	28,074 60
Total	\$31,414 60

Wisconsin Central Railway Co.

OPERATING EXPENSES—WHOLE LINE.

Maintenance of way and structures:	
Repairs of roadway	\$318,575 72
Renewals of rails	126,884 54
Renewals of ties	136,459 39
Repairs of bridges, culverts, etc.	70,473 87
Repairs of fences, road crossings, signs, etc.	19,134 19
Repairs of buildings	58,378 72
Repairs of docks and wharves	16,519 28
Repairs of telegraph	4,486 83
Other expenses	30,760 86
Total	\$781,674 14
Maintenance of equipment:	
Repairs and renewals of locomotives	\$269,219 35
Repairs and renewals of passenger cars	68,950 74
Repairs and renewals of freight cars	269,651 81
Shop machinery and tools	18,693 97
Other expenses	43,075 78
Total	\$679,595 65
Conducting transportation:	
Wages of enginemen, firemen, roundhousemen	\$407,719 27
Fuel for locomotives	498,072 53
Water supply for locomotives	27,006 24
All other supplies for locomotives	18,256 32
Wages of other trainmen	271,913 97
All other train supplies	53,790 98
Wages of switchmen, flagmen, etc.	142,553 01
Expense of telegraph, including train dispatchers and operators..	104,032 26
Wages of station agents, clerks and laborers	297,706 68
Station supplies	26,581 55
Switching charges balance	6,965 03
Car mileage—balance	26,507 53
Loss and damage	27,794 52
Injuries to persons	38,313 87
Other expenses	99,814 59
Total	\$2,108,814 35
General expenses:	
Salaries of officers	\$56,212 09
Salaries of clerks	64,614 72
General office expenses and supplies	18,303 93
Agencies including salaries and rent	115,420 52
Advertising	11,509 33
Insurance	24,000 00
Expenses of traffic associations	1,186 12
Rentals of tracks, yards and terminals	380,682 62
Rentals not otherwise provided for	12,698 80
Legal expenses	33,277 82
Stationery and printing	18,558 49
Other general expenses	23,189 50
Total	\$759,652 33
Recapitulation of expenses:	
Maintenance of way and structures	\$791,674 14
Maintenance of equipment	609,596 65
Conducting transportation	2,108,814 35
General expenses	759,652 33
Grand total	\$4,259,737 47

The percentage of operating expenses to earnings for the year was 70.55%, based on 977.00 average miles.

Wisconsin Central Railway Co.

RENTS PAID FOR LEASE OF OTHER PROPERTY.

Tracks:		
Various places in Illinois, Wisconsin and Minnesota.....		\$206,656 34
Yards:		
In Wisconsin and Illinois		86,665 77
Terminals:		
In Minnesota, Wisconsin and Illinois		87,559 91
Total		\$380,682 02

COMPARATIVE GENERAL BALANCE SHEET.

June 30, 1901.	ASSETS.	June 30, 1902.	Year ending June 30, 1902.	
		Total.	Increase.	Decrease.
\$48,584,840 02	Cost of road	\$49,440,620 19	\$855,780 17	
4,151,520 27	Cost of equipment	4,151,520 27		
2,592,119 71	Stocks owned	2,592,119 71		
46,677 63	Bonds owned	46,831 62	153 99	
570,960 30	Minneapolis real estate and improvements			\$570,960 30
78,038 19	Wm. L. Bull, trustee	78,038 19		
792,316 38	Special improvement acct. (cash)	171,659 60		620,656 78
189,172 78	Land dept. accounts receivable less accrued liabilities	216,683 48	27,510 70	
1,155,905 19	Cash and current assets.....	1,831,765 97	675,860 78	
	Other assets:			
739,618 25	Materials and supplies	583,508 11		156,110 14
400,142 47	Sinking fund	1,311 02		398,831 45
12,187 46	Sundries	12,089 24		98 22
\$59,313,498 65	Grand total	\$59,126,147 40		\$187,351 25

June 30, 1901.	LIABILITIES.	June 30, 1901.	Year ending June 30, 1902.	
		Total.	Increase.	Decrease.
\$30,000,000 00	Capital stock	\$30,000,000 00		
27,634,500 00	Funded debt	26,869,500 00		\$165,000 00
1,130,027 19	Current liabilities	1,162,137 45	\$32,110 26	
	Accrued interest on funded debt not yet payable	18,486 66	18,486 66	
41,655 11	Equipment renewal account..	128,250 43	86,595 32	
4,744 01	Rebuilding suspense acct.	5,255 54	511 53	
	Renewal reserve fund	46,883 88	46,883 88	
225,637 20	Sinking fund and trustees for account of land sales, etc....	263,584 03	37,946 83	
276,935 14	Profit and loss	632,049 41	355,114 27	
\$59,313,498 65	Grand total	\$59,126,147 40		\$187,351 25

Wisconsin Central Railway Co.

IMPORTANT CHANGES DURING THE YEAR.

New bonds issued:—\$5,000.00 first general mortgage bonds were issued to purchase same amount of outstanding bonds of the Milwaukee and Lake Winnebago Company Manitowoc Division first mortgage bonds.

Important financial changes:—The following bonds were purchased, cancelled and destroyed. \$756,000.00 first general mortgage bonds, \$5,000.00 Milwaukee and Lake Winnebago Co. Manitowoc Div. first mortgage bonds. \$5,000.00 Marshfield and Southeastern Division purchase money mortgage bonds. \$4,000.00 Wisconsin Central Railway first series bonds.

CONTRACTS, AGREEMENTS, ETC.

The National Express Company handles the express matter on the line on a percentage of its gross earnings on the company's lines. Mails are transported in accordance with rules and regulations of the United States P. O. department. Sleeping cars are owned jointly with the Pullman Company by whom they are operated over the lines of the Wisconsin Central Railway Company.

SECURITY FOR FUNDED DEBT.

The first general mortgage bonds of the Wisconsin Central Railway Company are secured by first mortgage on all its lines, 982.28 miles, and amounts now to \$24,314.86 per mile. All the equipment is also included, but no income is included in the mortgage. The capital stock and bonds of certain companies which have been acquired by the use of bonds and stocks of the Wisconsin Central Railway Company are also deposited as security for the first general mortgage bonds. The security for the first series bonds of Wisconsin Central Railway Co. consists of mortgage on lines as follows:

Wisconsin Central Railway Co.

Menasha to Ashland	253.26 miles
Stevens Point to Portage	70.75 miles
Packwaukee to Montello	768 miles
Marshfield to Greenwood	2,244 miles
Chelsea to Rib Lake	557 miles

Aggregating \$1,836.25 per mile.

The first mortgage bonds of the Milwaukee and Lake Winnebago R. R. are secured by first mortgage on the line from Schlessingerville to Neenah, 63.85 miles, and amounts to \$9,459.66 per mile. This mortgage includes equipment. The Minneapolis Terminal purchase money mortgage notes are secured by real estate in Minneapolis, Minn. The first mortgage bonds of the Chicago, Wisconsin and Minnesota R. R. cover the line from Central avenue, Chicago to Schlessingerville, a distance of 114.67 miles, and amounts to 6,767.16 per mile. The equipment is included in this mortgage. The division purchase money mortgage bonds Marshfield and Southeastern Railway includes the line from Marshfield to Nekoosa 32.61 miles and amounts to \$13,646.12 per mile.

EMPLOYEES AND SALARIES.

Class.	Number.	Total yearly compen- sation.	Average yearly compen- sation.
General officers	11	\$56,048 57	\$13 96
Other officers	31	87,964 94	7 27
General office clerks	153	114,780 41	1 97
Station agents	142	106,586 46	2 07
Other station men	365	203,435 28	1 79
Enginemen	217	229,245 98	2 68
Firemen	217	139,118 10	2 24
Conductors	140	132,877 19	3 21
Other trainmen	377	236,388 35	2 16
Machinists	134	165,572 69	2 60
Carpenters	109	77,769 91	2 07
Other shopmen	369	185,145 36	1 74
Section foremen	144	78,511 03	1 53
Other trackmen	663	219,279 68	1 33
Switchmen, flagmen, etc.	134	55,071 48	1 34
Telegraph operators, etc.	112	66,749 94	1 77
All other employees and laborers	486	270,243 42	1 76
Total, including general officers	3,804	\$2,364,788 79	\$2 06
Less general officers	11	56,048 57	13 96
	3,793	\$2,308,740 22	\$2 02
Distribution of above:			
General administration	117	\$155,571 30	\$3 57
Maintenance of way and structures	1,035	455,972 34	1 57
Maintenance of equipment	699	420,258 02	1 95
Conducting transportation	1,953	1,332,987 13	2 23
Total including general officers)	3,804	\$2,308,740 22	\$2 02

Wisconsin Central Railway Co.

PASSENGER AND FREIGHT, AND TRAIN MILEAGE—WHOLE LINE.

Passenger traffic:

Number of passengers carried earning revenue	1,059.10
Number of passengers carried one mile	58,036,192
Average distance carried	54.76
Total passenger revenue	\$1,205,274.44
Average amount received from each passenger	1.137
Average receipts per passenger per mile02077
Total passenger earnings	1,502,127.23
Passenger earnings per mile of road	1,536.28
Passenger earnings per train mile883

Freight traffic:

Number of tons carried of freight earning revenue	4,004,906
Number of tons carried one mile	636,393,127
Average distance haul on one ton (miles)	158.90
Total freight revenue	\$4,508,876.93
Average amount received for each ton of freight	1.12558
Average receipts per ton per mile0709
Total freight earnings	4,517,847.46
Freight earnings per mile of road	4,620.56
Freight earnings per train mile	2.02

Passenger and freight:

Passenger and freight revenue	\$5,714,151.37
Passenger and freight revenue per mile of road	5,844.07
Passenger and freight earnings	6,019,974.69
Passenger and freight earnings per mile of road	6,156.84
Gross earnings from operation	6,038,130.16
Gross earnings from operation per mile	6,175.41
Expenses	4,259,737.47
Expenses per mile of road	4,356.58
Income from operation	1,778,292.67
Income from operation per mile of road	1,818.33

Train mileage:

Miles run by passenger trains	1,618,412
Miles run by freight trains	2,168,195
Miles run by mixed trains	69,356

Total mileage trains earning revenue

Miles run by switching trains	877,792
Miles run by construction and other trains	470,477

Grand total train mileage

Mileage of loaded freight cars—north or east	20,300,769
Mileage of loaded freight cars—south or west	22,094,671
Miles of empty freight cars—north or east	9,940,710
Miles of empty freight cars—south or west	7,245,059
Average number of freight cars in train	26.63
Average number of loaded cars in train	18.95
Average number of empty cars in train	7.69
Average number of tons of freight in train	284.42
Average number of tons of freight in each loaded car	15.01
Mileage upon which based	977.77

Wisconsin Central Railway Co.

FREIGHT TRAFFIC MOVEMENT—WHOLE LINE.

	Whole tons.	Per cent.
Products of agriculture:		
Grain	72,937	1.83
Flour	243,749	6.09
Other mill products	47,848	1.19
Hay	20,570	.51
Tobacco	558	.01
Fruit and vegetables	93,489	2.23
Products of animals:		
Live stock	26,146	.65
Dressed meats	10,757	.27
Other packing-house products	10,158	.25
Poultry, game and fish	1,626	.04
Wool	1,905	.05
Hides and leather	19,723	.49
Products of mines:		
Anthracite coal	65,209	1.63
Bituminous coal	200,522	5.01
Coke	2,435	.06
Iron ores	1,244,332	31.07
Stone, sands and other like articles	97,551	2.41
Salt	5,880	.15
Products of forest:		
Lumber, lath and shingles	535,994	13.38
Charcoal	28,020	.70
Other forest products	400,803	10.01
Manufacturers:		
Petroleum and other oils	30,032	.75
Sugar	6,190	.16
Iron, pig and bloom	22,399	.56
Iron and steel rails	15,380	.38
Castings and machinery	18,548	.46
Bar and sheet metal	23,199	.58
Cement, birch and lime	49,948	1.25
Agricultural implements	14,645	.37
Wagons, carriages, tools, etc.	9,381	.24
Wines, liquors and beers	22,546	.56
Household goods and furniture	14,910	.37
Merchandise	150,370	3.75
Miscellaneous, other commodities	497,314	12.41
Total tonnage	5,004,906	100.00

Wisconsin Central Railway Co.

FREIGHT TRAFFIC MOVEMENT--WISCONSIN.

Freight originating on road	3,179,222
Freight received from connecting roads and other carriers	825,684
Total	4,004,906

DESCRIPTION OF EQUIPMENT--WHOLE LINE.

Freight originating on road	1,870,289
Freight received from connecting roads and carriers	1,931,310
Total tonnage	3,801,699

Locomotives:	
Passenger	33
Freight	95
Switching	25
Total	157
Cars in passenger services:	
First-class passenger cars	38
Second-class passenger cars	19
Combination passenger cars	13
Dining cars	3
Parlor cars	5
Sleeping cars	12
Baggage, express, and postal cars	27
Other cars in passenger service	3
Total	120
Cars in freight service:	
Box cars	5,002
Flat cars	468
Coal cars	302
Tank cars	2
Refrigerator cars	22
Other cars (ore cars, etc.)	1,757
Total	7,553
Cars in company's service:	
Derrick cars	1
Caboose cars	84
Other road cars	45
Grand total	130

All cars and engines are equipped with train brakes and fitted with automatic couplers.

Wisconsin Central Railway Co.

MILEAGE—WISCONSIN.

	Main line.	Branches and spurs.
Miles of single track	512.43	299.71
Miles of yard track and sidings	698.44	71.98
Total	698.87	371.69
Line operated under trackage rights:		
Miles of single track		28.92
Miles of second track		8.42
Total		37.34
Total mileage operated:		
Miles of single track		841.06
Second track		8.42
Miles of yards, tracks and sidings		258.42
Total miles operated (all tracks)		1,107.90
Rails:		
Miles of single track.....	iron, 6,625	steel, 745.89
Miles of yards, tracks and sidings.....	iron, 25,842	steel,
Total	32,467	745.89
Total mileage, excluding trackage rights		812.14
Miles owned by road:		
Main line		512.43
Branches and spurs		365.12
Total mileage owned		877.55
Mileage operated, whole line, by states:		
Illinois		72.72
Wisconsin		831.06
Minnesota		42.34
Michigan		21.06
Total miles operated (single track)		916.87

RENEWAL OF RAILS—WISCONSIN.

6,081 tons of 85-pound steel rails and 138 tons of 80-pound steel rails were laid during the year; the 85-pound rails cost \$28.61 and the 80-pound rails \$34.98. Average price at point of distribution.

Wisconsin Central Railway Co.

NEW TIES LAID DURING THE YEAR.

Track ties 394,550 at average cost of 29 cents, switch ties 101,154 at an average cost of 37 cents and bridge ties 2,489 at an average cost of 85 cents at distributing point were laid during the year.

CONSUMPTION OF FUEL BY LOCOMOTIVES—WISCONSIN.

Coal, tons:	
Bituminous, passenger engines	54,256 4-20
Bituminous, freight engines	147,155 6-20
Bituminous, switching engines	23,274 6-20
Bituminous, construction engines	14,271 5-20
Total	238,957 1-20

Wood, cords:

All locomotives, 2,196.

Average cost of coal at distributing point \$1.83, wood 98 cents.

Miles run by all locomotives, 4,248,810.

Average pounds consumed per mile:

Average pounds consumed per mile:	
Passenger locomotives	75.25
Freight locomotives	149.38
Switching locomotives	85.76
Construction	92.49
Total average	110.51

Wisconsin Central Railway Co.

ACCIDENTS TO PERSONS—WISCONSIN.

KIND OF ACCIDENT.	EMPLOYEES.							
	Trainmen.		Switchmen, Flagmen, and Watchmen.		Other Employees.		Total.	
	Killed.	In- jured.	Killed.	In- jured.	Killed.	In- jured.	Killed.	In- jured.
Coupling and uncoupling	1	1		1		1	1	3
Falling from trains and engines	1	6				3	1	9
Overhead obstructions	1	1					1	1
Collisions		5				1		6
Derailments	2	2	1				3	2
Other train accidents		6						6
Other causes	1	18		1		21	1	40
Total	6	39	1	2		26	7	67

KIND OF ACCIDENT.	PASSENGERS.		OTHERS.			
			TRESPASSERS.		Grand Total.	
	Killed.	In- jured.	Killed.	In- jured.	Killed.	In- jured.
Collisions		8				8
Derailments		1			1	1
Other train accidents		1			1	1
At highway crossings		1	1	2	1	2
At stations		1	1		1	1
Other causes		8	14	6	14	14
Total		19	16	8	18	27

CHARACTERISTICS OF ROAD — WISCONSIN.

WORKING DIVISIONS OR BRANCHES.			ALIGNMENT.			PROFILE.						
From —	To—	Miles.	Num-ber of curves.	Aggregate length of curved line. Miles.	Length of straight line. Miles.	Length of level line. Miles.	Ascending Grades.			Descending Grades.		
							Num-ber.	Sum of ascents. Feet.	Aggregate length of ascending grades. Miles.	Num-ber.	Sum of descents. Feet.	Aggregate length of descending grades. Miles.
Illinois state line	Schlesing'rville	65.95	55	10.51	55.44	22.97	64	707.7	28.22	55	56.15	22.08
Schleisinger-ville	Neenah	63.85	44	13.00	50.85	10.05	43	430.7	20.80	53	73.86	33.00
Abbottsford	Minn. state line	133.73	161	34.79	98.74	17.76	117	1779.6	50.15	130	2425.3	65.92
Menasha	Ashland	353.26	215	44.82	208.44	61.37	163	2965	91.56	149	3031	90.35
Mellen	Mich. state line	26.91	38	8.44	18.47	2.75	49	613.7	13.94	49	350.4	10.22
Chelsea	Rib Lake	5.57	10	1.76	3.81	1.23	6	93.5	2.70	5	57	1.64
Stevens Point.	Portage	70.75	63	14.50	56.25	28.59	40	425.	14.50	45	722	27.66
Packwaukee Junction	Montello	7.68	32	2.68	5.00	1.69	13	72	2.81	13	72	3.18
Chippewa Falls	Eau Claire	9.84	11	3.38	7.46	1.21	7	103	3.82	6	100	4.81
Marshfield	Greenwood	22.44	15	3.51	18.93	4.74	11	210	5.75	10	376	11.95
Neenah	Manitowoc	44.18	27	5.85	38.35	14.80	41	330	12.71	57	491	16.67
Total		704.16	671	142.44	551.72	167.06	534	1832.2	246.96	572	8936.8	287.46

Wisconsin Central Railway Co.

Wisconsin Central Railway Co.

Whole line used 289,504 tons of bituminous coal and 2,746 $\frac{1}{4}$ cords of soft wood. Total miles run by locomotives 5,264,241.

BRIDGES AND TRESTLES—WISCONSIN.

There are 47 iron bridges of the aggregate length of 10,731 feet, minimum length 40 feet and maximum length 2,339 feet. Nine wooden bridges aggregate length of 1,672 feet, minimum length of 44 feet and maximum length 553 feet. There are 544 trestles with an aggregate length of 44,773 feet. The gauge of the entire track is 4 feet 8 1-2 inches, 1,137.36 miles of tracks of all kinds.

TELEGRAPH.

The company owns jointly with the Western Union Telegraph Company 698.3 miles of line and 2,001.5 miles of wire all operated by the Western Union Company. The company owns and operates exclusively 65.3 miles of telegraph wire.

There is located on the property of this company 1,796.1 miles of wire owned exclusively by the Western Union Telegraph Company and operated by said company.

LAND GRANT.

There is still remaining 481,618.00 acres of the land grant by congress to this company, the net price of which are pledged toward payment of Wisconsin Central Railway Company's first general mortgage bonds of July 13, 1899, after payment of Wisconsin Central Railroad Company first series bonds of January 1, 1897.

MARSHFIELD AND SOUTHEASTERN.

Provision is made for payment of \$5,250.00 to the trustee of the Marshfield and Southeastern Division purchase money first mortgage of May 1, 1901, on May 1st, 1902, and on or before

Wisconsin Central Railway Co.

May 1st, in every year thereafter, and until and including 1931, to be applied by the trustee for the purchase of bonds issued under said mortgage.

TERMINAL FACILITIES.

This company uses terminals at St. Paul and Minneapolis owned by the Northern Pacific Railway Company and the Great Northern Railway Company, at Chicago the terminals owned by the Illinois Central Railway Company, and at Milwaukee by the Chicago, Milwaukee and St. Paul Railway Company.

PROPERTY OPERATED--WHOLE LINE.

No. 1 A, Wisconsin Central Ry. Co.:	
From Central Ave., Chicago, to Trout Brook Jct., St. Paul.....	452.02
From Minneapolis Y at Trout Brook Jct., Minn.26
From Abbotsford, Wis., to Ashland, Wis.	132.56
	584.84
No. 1 B, Wisconsin Central Ry. Co.:	
From Neenah to Manitowoc	44.18
From Neenah "Y"24
From Stevens Point to Portage	70.75
From Packwaukee Jct. to Montello	7.68
From Marshfield to Nekoosa	32.61
From Marshfield to Greenwood	22.44
From North "Y" to Abbotsford25
From Chelsea to Rib Lake	5.57
From Mellen to Bessemer	33.56
From South "Y" at Mellen21
From Ashland Ore Dock and Yard Line	2.26
From Ashland Commercial Dock Line	1.04
From Chippewa Falls to Eau Claire	9.84
From Spurs to Industries	101.40
	332.03
Illinois Central R. R., from So. Water St., Chicago, to Harlem Jct....	14.37
C., M. & St. P. Ry., from Rugby Jct. to Milwaukee.....	22.60
C., M. & St. P. Ry., from Magenta to Eau Claire Terminal.....	1.32
St. P. & N. P. R. R., from Trout Brook Jct. to C 3d St., St. Paul.....	2.27
St. P. & N. P. R. R., from Mississippi St. to Connections, St. Paul.....	.35
St. Paul Union Depot Co., from Center of 3d St. to Union Depot, St. Paul55
Great Northern Ry. Co., from C. of 3d St., St. Paul, to C. 3d St., Minneapolis	10.76
Great Northern Ry. Co., from Mississippi St. Connections, St. Paul.....	.35
Minneapolis Union Ry. at Minneapolis	2.71
	60.31
Total	977.18
No. 1 A, Wisconsin Central Ry.	512.43
No. 1 B, Wisconsin Central Ry.	299.71
	812.14
No. 2, C., M. & St. P. Ry.	28.92
Total	841.06

Wisconsin Western Railroad.

WISCONSIN WESTERN RAILROAD.

This company was organized under the laws of this state November 17, 1899. The property was formerly the Kickapoo Valley Railroad.

BOARD OF DIRECTORS.

H. A. J. Upham, Milwaukee, Wis.
W. E. Block, Milwaukee, Wis.
C. W. Norris, Milwaukee, Wis.
E. J. Paul, Milwaukee, Wis.
H. J. Droppers, Milwaukee, Wis.
W. T. Fish, Racine, Wis.

The last meeting of the stockholders for the election of directors was on January 3d, 1902, and forty-five stockholders participated.

The general offices of the company are located at Milwaukee and the operating office is at Wauzeka.

OFFICERS.

H. A. Upham, President, Milwaukee, Wis.
Wm. E. Block, Vice President, Milwaukee, Wis.
Henry J. Droppers, Secretary, Milwaukee, Wis.
C. W. Norris, Treasurer, Milwaukee, Wis.
W. M. Sillge, Auditor, Wauzeka, Wis.
A. C. Wallin, Accountant, Prairie du Chien.
N. L. James, General Manager, Richland Center, Wis.
B. C. Rosencrans, Wauzeka, Wis.

PROPERTY OPERATED.

Wauzeka to La Farge, 51.30 miles of standard gauge railroad.

CAPITAL STOCK.

There have been 6,000 shares of common stock authorized of the par value of \$100.00 each, of which 5,214 have been issued of the par value of \$521,400. There is no preferred stock authorized or outstanding. The company has no funded debt.

Wisconsin Western Railroad.

CURRENT ASSETS AND LIABILITIES.

Current assets available for payment of current liabilities:	
Due from agents	\$3,415 95
Due from solvent companies and individuals	1,157 97
Balance—current liabilities	82,926 38
Total	\$87,500 30
Current liabilities accrued to and including June 30, 1902:	
Loans and bills payable	\$69,500 00
Audited vouchers and accounts	6,104 48
Wages and salaries	5,108 26
Net traffic balances due to other companies	4,785 85
Miscellaneous	2,001 71
Total	\$87,500 30
Material and supplies on hand	\$8,761 97

RECAPITULATION.

	Total outstanding.	Miles.	Amount per mile.
Capital stock	\$521,400 00	51.30	\$10,163 74
Current liabilities	82,920 33	51.30	1,616 38
Total	\$604,320 38	51.30	\$11,780 12

Wisconsin Western Railroad.

CONSTRUCTION AND EQUIPMENT.

	Total cost June 30, 1901.	Net addi- tion dur- ing year.	Total cost June 30, 1902.	Cost per mile.
Construction:				
Right of way	\$501 50	26.00	\$527 50	\$10 28
Other real estate	986 15	299.30	686 85	13 39
Fences	2,704 69	373.59	3,078 28	60 01
Grading and bridge and culverts..	2,141 09	7,247.69	9,388 78	183 02
Bridges and trestle	9,665 88	1,152.47	10,818 35	210 88
Rails	375 84	375 84	7 33
Ties	149 76	387.61	537 37	10.48
Other structures	2,490 61	2,490 61	48.55
Bldgs, furniture and fixtures.....	1,015 49	1,121.39	2,136 88	41 65
Shop machinery and tools	900 99	30.50	931 49	18 15
Engineering expenses	291 46	1.67	293 13	5 71
Purchase of constructed road	17,676 26	517,676 26	10,091 16
Other items	15,163 54	12,494.35	27,657 92	539 14
Total construction	534,063 26	22,536.00	576,599 26	\$11,239 75
Equipment:				
Locomotives	\$1,962 35	177.11	\$10,139 46	\$197 65
Passenger cars	1,532 11	1,532 11	29 87
Combination cars	1,329 50	1,329 50	25 92
Freight cars	592 00	592 00	11 54
Other cars of all classes	7,713 57	7,713 57	150 36
Total equipment	\$22,129 53	177.11	\$21,306 64	\$415 83
Total construction	554,063 26	22,536.00	576,599 26	11,239 75
	595,192 79	22,713.11	597,905 90	\$11,655 08

Wisconsin Western Railroad.

INCOME ACCOUNT.

Gross earnings from operation	\$58,183 87
Less operating expenses	45,832 55
Income from operation	\$12,351 32
Miscellaneous income	47 05
	<u>\$12,393 37</u>
Deductions from income:	
Interest on interest bearing current liabilities accrued, not otherwise provided for	\$3,866 90
Taxes	318 76
Total deduction from income	<u>\$4,185 66</u>
Net income	\$8,212 71
Surplus June 30, 1901	5,871 22
Surplus June 30, 1902	<u>\$2,341 49</u>

EARNINGS FROM OPERATION.

Passenger:	
• Passenger revenue	\$10,917 53
Tickets redeemed	27 82
Total passenger revenue	<u>\$10,889 71</u>
Mall	2,842 44
Express	812 49
Extra baggage	63
	<u>\$14,545 27</u>
Freight:	
Freight revenue	\$43,740 41
Overcharge to shippers	207 90
Total freight earnings	<u>\$43,522 51</u>
Other earnings	\$58,077 78
	106 69
	<u>\$58,183 87</u>

MISCELLANEOUS INCOME.

Sale of lot	\$47 05
-------------------	---------

Wisconsin Western Railroad.

OPERATING EXPENSES.

Maintenances of way and structures:	
Repairs of roadway	\$10,538 86
Renewal of rails	27 60
Renewal of ties	4,409 44
Repairs of bridges and culverts	589 70
Repairs of fences, road crossings, etc.	302 61
Repairs of buildings	488 15
Total	\$16,355 13
Maintenance of equipment:	
Repairs and renewals of locomotives	\$1,888 42
Repairs and renewals of passenger cars	831 94
Repairs and renewals of freight cars	436 87
Shop machinery, tools, etc.	321 30
Other expenses (work cars)	279 12
Total	\$3,707 65
Conducting transportation:	
Wages of enginemen, firemen and roundhousemen	\$2,488 42
Fuel for locomotives	5,631 79
Water supply for locomotives	2 75
All other supplies for locomotives	227 89
Wages of other trainmen	3,079 41
All other train supplies	254 92
Wages of station agents, clerks and laborers.....	4,284 79
Station supplies	512 98
Car mileage—balance	1,403 25
Loss and damage	525 49
Other expenses	848 25
Total	\$19,309 94
General expenses:	
Salaries of officers	\$309 96
Salaries of clerks	2,005 50
General office expenses and supplies	731 31
Insurance	231 00
Legal expenses	1,248 60
	\$6,459 83
Recapitulation of expenses:	
Maintenance of way and structures	\$16,355 13
Maintenance of equipment	3,707 65
Conducting transportation	19,309 94
General expenses	6,459 83
Grand total	\$45,832 55

Wisconsin Western Railroad.

COMPARATIVE GENERAL BALANCE SHEET.

June 30, 1901.	ASSETS.	June 30, 1902.	Year ending June 30, 1902.	
		Total.	Increase.	Decrease.
\$36,387 00	Cost of road	\$58,923 00	\$22,536 00
21,129 53	Cost of equipment	21,306 64	177 11
3,247 97	Cash and current assets	4,573 92	1,326 05
4,156 58	Other assets:			
517,676 26	Materials and supplies	8,761 97	4,605 29
5,871 22	Sundries	517,676 26	
	Profit and loss			\$5,871 22
\$588,468 56	Grand total	\$611,241 79	\$22,772 23

June 30, 1901.	LIABILITIES.	June 30, 1902.	Year ending June 30, 1902.	
		Total.	Increase.	Decrease.
\$521,400 00	Capital stock	\$521,400 00	
67,068 56	Current liabilities	87,500 30	\$20,431 74
.....	Profit and loss	2,341 49	2,341 49
\$588,468 56	Grand total	\$611,241 79	\$22,772 23

CONTRACTS, AGREEMENTS, ETC.

Agreement with the United States Express Company whereby the company charges a fixed amount per cwt. for transporting express matter.

The mail is carried by the company under arrangements with the United States Post Office department. The company has contracts with the E. St. Louis, C. M. & St. P. and Illinois Central Railway companies as to division of business on its line.

Wisconsin Western Railroad.

EMPLOYEES AND SALARIES.

	Number.	Days worked.	Yearly compensation.	Average daily compensation.
General officers	1	71	\$309 96	\$4 34
General office clerks	3	841	2,000 50	2 37
Station agents	9	2,819	3,704 60	1 31
Other station men	2	626	420 00	67
Enginemen	2	368	1,288 60	3 50
Firemen	3	359	760 30	2 12
Conductors	3	385	1,182 11	3 06
Other trainmen	7	985	1,890 44	1 92
Machinists	2	289	668 86	2 31
Carpenters	6	648	1,256 53	1 94
Other shopmen	3	427	796 02	1 86
Section foremen	6	1,389	2,411 83	1 73
Other trackmen	68	5,939	7,706 54	1 30
Switchmen, flagmen, etc.	2	370	486 53	1 32
All other employees and laborers	49	283	478 79	1 69
Total, including general officers	166	15,804	\$25,360 21	1 60
Less general officers	1	71	309 96	4 34
Total, excluding general officers....	165	15,733	\$25,050 25	1 59
Distribution of above:				
General administration	4	912	\$2,310 46	\$2 54
Maintenance of way and structures..	80	7,977	11,374 30	1 43
Maintenance of equipment	5	716	1,464 08	2 04
Conducting transportation	77	6,197	10,211 37	1 64
Total, including gen'l officers...	166	15,804	\$25,360 21	\$1 60

Wisconsin Western Railroad.

PASSENGER AND FREIGHT AND TRAIN MILEAGE.

Passenger traffic:

Number of passengers carried earning revenue	22,742
Number of passengers carried one mile	403,279
Average distance carried, miles	17.70
Total passenger revenue	10,839.71
Average amount received from each passenger	47884
Average receipts per passenger per mile02700
Total passenger earnings	\$14,545.27
Passenger earnings per mile of road	283.53
Passenger earnings per train mile	44804

Freight traffic:

Number of tons carried earning revenue	44,944
Number of tons carried one mile	1,527,454
Average distance haul of one ton	34
Total freight revenue	\$43,532.51
Average amount received for each ton96859
Average amount received for each ton02850
Total freight earnings	\$43,532.51
Freight earnings per mile of road	848.58
Freight earnings per train mile	1.3546

Passenger and freight:

Passenger and freight revenue per mile	1,060.86
Passenger and freight earnings	58,077.78
Passenger and freight earnings per mile	1,132.12
Gross earnings from operation	58,183.87
Gross earnings from operation per mile	1,134.19
Expenses	45,832.55
Expenses per mile of road	890.42
Income from operation	8,212.71
Income from operation per mile of road	160.09

Train mileage:

Miles run by passenger trains	574
Miles run by freight trains	246
Miles run by mixed trains	31,890
Total miles trains earning revenue	32,710
Miles run by switching trains	12,460
Grand total train mileage	45,170

Mileage of loaded freight cars north	80,727
Mileage of loaded freight cars south	100,454
Mileage of empty freight cars north	35,003
Mileage of empty freight cars south	15,298
Average number of freight cars in train	9
Average number of loaded cars in train	7
Average number of empty cars in train	2
Average number of tons of freight in train	68
Average number of tons of freight in each loaded car	10.2

Wisconsin Western Railroad.

FREIGHT TRAFFIC MOVEMENT.

Products of agriculture.	Tons originating on road.	Tons originating outside.	Tons.	Per cwt.
Products of agriculture:				
Grain	524	119	643	\$1 43
Flour	62	762	824	1 83
Other mill products	15	15	03
Hay	8	39	47	10
Tobacco	974	974	2 17
Fruits and vegetables	24	125	149	33
Products of animals:				
Live stock	5,606	44	5,650	12 57
Poultry, game and fish	51	51	11
Wool	98	98	22
Hides and leather	13	13	03
Products of mines:				
Anthracite coal	21	21	04
Bituminous coal	2,364	2,364	5 27
Products of forest:				
Lumber	4,431	3,521	7,952	17 71
Wood ties and poles	9,478	229	9,707	21 60
Excelsior and stoves	7,266	7,266	16 16
Manufactures:				
Petroleum and other oils	236	236	52
Castings and machinery	47	62	109	24
Cement, brick and lime	111	353	464	1 03
Agricultural implements	79	297	376	84
Wines, liquors and beers	87	342	429	95
Household goods and furniture ...	529	112	641	1 43
Stoneware	90	90	20
Merchandise	1,788	3,774	5,562	12 37
Miscellaneous				
Junk	416	118	534	1 19
Salt	170	170	38
Wire	27	497	524	1 17
Wire	35	35	08
Total tonnage	31,829	13,105	44,944	\$1 00

Wisconsin Western Railroad.

DESCRIPTION OF EQUIPMENT.

The company owns three locomotives, two first class passenger cars, one combination passenger car, two box cars, twenty-seven gravel cars, two caboose cars and two other cars, thirty-six in all.

RENEWAL OF RAILS AND TIES.

The company laid forty-one fiftieths of a ton of 60-pound steel rails at a cost of \$33.00 per ton. There were new ties laid as follows:

	Number.	Cost each.
White oak, No. 1	3,631	\$0.422
White oak, No. 2	3,130	.35
Red oak, No. 1	3,664	.272
Red oak, No. 2	2,923	.18
Culls	3,500	.092
Total	16,848	\$0.27

CONSUMPTION OF FUEL BY LOCOMOTIVES.

The locomotives of this company consumed 1,723 tons of bituminous coal and 15 cords of soft wood during the year on 45,170 miles run or 76.6 average pounds to the mile and at an average cost at the point of distribution of \$4.59 per ton.

MILEAGE.

Miles of single track	51.30
Miles of yards, tracks, sidings	4.25
Total (all tracks)	55.55

ACCIDENTS TO PERSONS.

The company reports no accidents to either employees or passengers or others during the year ending June 30, 1902.

Wisconsin Western Railroad.

CHARACTERISTICS OF ROAD.

Bridges, Trestles, Tunnels, etc.—There are 29 wooden bridges, with an aggregate length of 1,925 feet and 4 inches; minimum length, 14.3; maximum length, 326.6; also 16 combination bridges, with an aggregate length of 2,682.3; minimum length, 125 feet; maximum length, 240 feet 2 inches. There are 16 trestles of the aggregate length of 161 feet 4 inches; minimum length, 34 feet 6 inches, and maximum length, 466 feet 6 inches; also one tunnel 404 feet long.

TELEGRAPH.

The line is operated by telephone. No telegraph line on right of way.

COMPARATIVE STATEMENT OF EARNINGS.

	1901.	1902.	Increase.	Decrease.
Gros earnings	\$51,159 38	\$58,183 87	\$6,024 49
Operating expenses	48,008 59	45,832 55	\$2,171 04
Net earnings	\$3,150 79	\$12,351 32

The figures above speak well for the management; an increase of gross earnings in 1902 of \$6,024.49, and a decrease of operating expenses for the same year of \$2,171.04, show that this road may soon be looked upon as an earner of dividends for the shareholders.

Great Northern Railway Co.

GREAT NORTHERN RAILWAY COMPANY.

This company was organized March 1, 1856, under the laws of the state of Minnesota, acts of March 1, 1856; February 23, 1857; February 28, 1865; March 5, 1869; March 6, 1869; March 2, 1870; March 11, 1879; March 7, 1881; March 10, 1885.

DIRECTORS.

James J. Hill, St. Paul, Minn.
 Frederick Weyerhauser, St. Paul, Minn.
 Samuel Hill, Minneapolis, Minn.
 R. I. Farrington, St. Paul, Minn.
 E. Sawyer, St. Paul, Minn.
 M. S. Grover, St. Paul, Minn.
 James N. Hill, St. Paul, Minn.
 Henry W. Cannon, New York, N. Y.
 William B. Dean, St. Paul, Minn.

There were 1,835 stockholders at last election, October 10, 1901. The general office and operating office of the company are located in St. Paul, Minn.

OFFICERS.

President—James J. Hill, St. Paul, Minn.
 Vice President—James N. Hill, St. Paul, Minn.
 2nd Vice President—R. I. Farrington, St. Paul, Minn.
 3rd Vice President—E. T. Nichols, New York, N. Y.
 4th Vice President—J. W. Blabon, St. Paul, Minn.
 Secretary and Assistant Treasurer—E. T. Nichols, New York, N. Y.
 Treasurer and Assistant Secretary—E. Sawyer, St. Paul, Minn.
 Chief Engineer—John F. Stevens, St. Paul, Minn.
 General Solicitor—M. S. Grover, St. Paul, Minn.
 Comptroller—John G. Drew, St. Paul, Minn.
 General Manager—John F. Stevens, St. Paul, Minn.
 Traffic Manager—Francis B. Clarke.
 Assistant Traffic Manager—John C. Eden, Seattle, Wash.
 General Freight Agent—Geo. O. Somers, St. Paul, Minn.
 General Freight Agent—W. W. Broughton, St. Paul, Minn.
 General Passenger and Ticket Agent—F. I. Whitney, St. Paul, Minn.
 Assistant General Passenger and Ticket Agent—C. E. Stone, St. Paul, Minn.
 General Superintendent (Wisconsin)—D. M. Philbin, West Superior, Wis.
 General Superintendent—F. E. Ward, St. Paul, Minn.
 Superintendent Telegraph—E. J. Little, St. Paul, Minn.
 Land Commissioner—C. H. Babeock, St. Paul, Minn.
 General Baggage Agent—S. A. Smart, St. Paul, Minn.
 Assistant Superintendents:
 Eastern District—J. M. Gruber, St. Paul, Minn.
 Western District—H. A. Kennedy, Spokane, Wash.

Great Northern Railway Co.

On May 1, 1902, the Great Northern Railway company leased the lines, grain elevators and dock properties of the Eastern Railway Company of Minnesota. The grain elevators A, S, and X, and warehouses and docks are located in West Superior, Wis. Elevators 1, 21, and B are located in Duluth, Minn.

CAPITAL STOCK.

Capital stock outstanding	\$123,853,000 00
---------------------------------	------------------

FUNDED DEBT.

Northern Pacific and Great Northern joint C., B. & Q. collateral trust bonds, date 1901, due 1921, \$222,400,000 authorized, of which \$215,154,400 bonds and scrip have been issued in exchange for Chicago, Burlington & Quincy Railroad company's stock. These bonds draw 4 per cent. interest, and the interest was paid during the year by the C., B. & Q. Ry. company. The Great Northern Railway company proportion of these bonds and scrip is one-half, or \$107,577,200.

CURRENT ASSETS AND LIABILITIES.

Assets:	
Cash	\$4,208,333 58
Bills receivable	2,568,595 05
Due from agents	1,477,144 43
Net traffic balances due from other companies	2,179,200 54
Total	\$10,428,273 60
Liabilities:	
Audited vouchers and accounts	\$1,876,275 77
Wages and salaries	1,304,986 40
Net traffic balances due from other companies	71,454 05
Rental July 1	1,178,915 89
Balance cash assets	5,996,691 49
Total	\$10,428,273 60
Material and supplies on hand	\$2,703,329 00
Recapitulation:	
Capital stock	\$123,853,000 00
Bonds	107,577,200 00
Total	\$231,430,200 00

Great Northern Railway Co.

INCOME ACCOUNT—WISCONSIN.

Gross earnings	\$146,088 23
Less operating expenses	58,135 36
	<u>\$87,952 87</u>

INCOME ACCOUNT—ENTIRE LINE.

(Year ending June 30, 1902.)

Gross earnings from operation	\$28,503,275 50
Less operating expenses	14,143,761 74

Income from operation	<u>\$14,359,513 76</u>
-----------------------------	------------------------

Interest on bonds owned	\$1,682,820 32
Dividends on stocks owned	117,775 00
Miscellaneous income	<u>909,722 51</u>

Income from other sources	2,710,317 83
---------------------------------	--------------

Total income	<u>\$17,069,831 59</u>
--------------------	------------------------

Deductions from income:

Rentals from tracks, yards and terminals	\$3,742,545 66
Taxes	984,375 37
Permanent improvement and renewals	<u>2,000,000 00</u>

	<u>6,726,921 03</u>
--	---------------------

Net income	<u>\$10,342,910 56</u>
------------------	------------------------

Dividend 7% stock	<u>8,225,920 50</u>
-------------------------	---------------------

Surplus from operation of year ending June 30, 1902	<u>\$2,116,990 06</u>
-----------------------------------------------------------	-----------------------

Surplus on June 30, 1901	2,684,240 79
--------------------------------	--------------

Additions for year	<u>2,639,000 00</u>
--------------------------	---------------------

Surplus on June 30, 1902	<u>\$7,440,230 85</u>
--------------------------------	-----------------------

EARNINGS FROM OPERATION—ENTIRE LINE.

Total passenger revenue	\$5,960,996 13
Total Mail	708,290 64
Total express	324,211 69
Total extra baggage and storage	78,988 62
Total other items	<u>244,246 61</u>

Total passenger earnings	<u>\$7,046,733 69</u>
--------------------------------	-----------------------

Total freight earnings	21,002,636 68
------------------------------	---------------

Other items	<u>22,635 22</u>
-------------------	------------------

	<u>\$28,072,005 59</u>
--	------------------------

Other earnings from operation:

Switching charges	\$307,103 77
Telegraph	1,854 60
Rentals from tracks, yards and terminals	67,338 80
Rents not otherwise provided for	38,801 80
Other sources	<u>16,170 94</u>

Total gross earnings from operation	<u>\$28,503,275 50</u>
-------------------------------------------	------------------------

Great Northern Railway Co.

BONDS OWNED.

Various railway and municipal bonds, \$22,878,400; income on above for the year, \$117,775.

STOCKS OWNED.

Total estimated valuation of stocks of various railway companies, steamship companies, lumber companies, bridge companies, and coal companies, owned by the company, \$169,795,521.57; upon which an income or dividend of \$1,682,820.32 was received during the year.

RENTAL RECEIVED.

Tracks	\$4,935 59
Yards	16,979 99
Terminals	45,423 22
Total	<u>\$67,338 80</u>

MISCELLANEOUS INCOME.

Rent of leased lines	\$176,484 89
Bills receivable, land notes	2,059 34
Rent of equipment and car service	180,273 19
Profit on securities sold	363,177 45
Miscellaneous	187,727 64
Total	<u>\$909,722 51</u>

RENTALS PAID FOR LEASE OF ROADS.

Interest on various bonds guaranteed	\$3,543,914 01
Dividends on stocks guaranteed	27,236 00
Cash	171,395 65
Total	<u>\$3,742,545 66</u>

RENTALS PAID FOR LEASE OF OTHER PROPERTY.

Tracks	\$6,085 02
Yards	5,640 92
Terminals	153,937 17
Total	<u>\$165,663 11</u>

Great Northern Railway Co.

COMPARATIVE GENERAL BALANCE SHEET.

June 30, 1901.	ASSETS.	June 30, 1902.	Year ending June 30, 1902.	
		Total.	Increase.	Decrease.
\$14,842,784 62	Cost of properties and securities	\$14,291,002 25		\$551,782 37
6,017,571 34	Cost of equipment	8,527,706 67	111,388,548 93	
58,406,972 64	Stocks owned	169,795,521 57	111,388,548 93	
17,240,300 00	Bonds owned	22,878,400 00	5,638,100 00	
2,729,120 26	Other permanent investments	2,737,997 18	8,876 92	
9,631,268 20	Advances account of construction	14,589,119 42	4,957,851 22	
\$108,868,017 06		\$232,816,747 09		
\$7,593,321 06	Cost of additions and improvements made by the G. N. Ry. Co. to property leased from S. P. M. & U. N. Ry. and paid for from "Fund for Permanent Improvements and Renewals"	4,413,546 17		\$3,179,974 89
9,826,309 21	Cash and current assets	10,428,273 60	\$601,964 29	
1,688,123 12	Other assets:	2,703,329 00	1,015,205 88	
34,957 03	Materials and supplies	34,229 42		
1,120,755 86	Advanced charges			
	Advances in current account to proprietary companies	1,130,722 31	9,966 45	
\$2,843,836 01		\$3,868,290 73		

Great Northern Railway Co.

COMPARATIVE GENERAL BALANCE SHEET.

June 30, 1901.	LIABILITIES.	June 30, 1901.	Year ending June 30, 1902.	
			Total.	Increase.
\$98,711,750 00	Capital stock	\$123,853,000 00	\$25,141,250 00
8,358,708 00	Net subscriptions to stock			
.....	Funded debt	107,577,200 00	107,577,200 00
9,557,927 43	Current liabilities	4,431,582 11		5,126,345 32
383,937 01	Taxes not due	530,865 65	146,928 64	
206,052 67	Accrued rentals, net	279,291 00	74,238 33	
7,593,321 06	Cost of additions and improvements made by the G. N. Ry. Co. to property leased from S. P. M. & U. Ry. and paid for from 'Fund for Permanent Improvements and Renewals'	4,413,546 17		3,179,774 89
795,743 22	Unexpended balance of Fund for Permanent Improvements and Renewals	975,518 11	179,774 89
269,878 29	Fund for Replacement of equipment	341,369 19	71,490 90
322,436 77	Insurance Fund	274,108 50		48,328 27
248,488 10	Surplus funds of proprietary companies deposited with this company	1,410,146 01	1,161,657 91
2,684,240 79	Profit and loss	7,440,230 85	4,755,990 06
\$129,131,483 34	Grand total	\$251,526,857 59	\$122,395,374 25

Great Northern Railway Co.

EMPLOYEES AND SALARIES—WISCONSIN.

Class.	Number.	Average daily compensation.
Other officers	1	\$14 11
General office clerks	2	3 28
Station agents	5	2 90
Other station men	145	2 16
Enginemen	11	4 11
Firemen	11	2 39
Conductors	28	3 14
Other trainmen	54	2 34
Machinists	35	2 87
Carpenters	62	2 54
Other shopmen	304	2 00
Section foremen	12	1 69
Other trackmen	268	1 61
Switchmen, flagmen and watchmen	6	1 61
Telegraph operators and dispatchers	29	2 75
All other employees and laborers	183	2 11
Total (including "general officers").....	1,156	\$2 17
Total (excluding "general officers")	1,156	\$2 17
Distribution of above:		
General administration	3	\$7 86
Maintenance of way and structures	342	1 78
Maintenance of equipment	329	2 12
Conducting transportation	472	2 32
Total (including "general officers").....	1,156	\$2 17
Total (excluding "general officers")	1,156	\$2 17

Great Northern Railway Co.

EMPLOYEES AND SALARIES—WHOLE LINE.

Class.	Number.	Average daily compensation.
General officers	17	\$21 25
Other officers	10	10 95
General office clerks	500	1 90
Station agents	451	1 80
Other station men	1,114	1 57
Enginemen	588	3 94
Firemen	637	2 31
Conductors	711	3 19
Other trainmen	1,660	1 95
Machinists	381	2 94
Carpenters	356	2 50
Other shopmen	3,062	1 79
Section foremen	737	1 49
Other trackmen	12,054	1 38
Switchmen, flagmen and watchmen.....	150	1 37
Telegraph operators and dispatchers	472	2 04
All other employees and laborers	2,022	1 86
Total (including "general officers'")	24,922	\$1 87
Less "general officers"	17	21 25
Total (excluding "general officers").....	24,905	\$1 84
Distribution of above:		
General administration	527	\$3 11
Maintenance of way and structures	13,147	1 45
Maintenance of equipment	3,443	1 94
Conducting transportation	7,805	2 16
Total (including "general officers'")	24,922	\$1 87
Less "general officers"	17	21 25
Total (excluding "general officers").....	24,905	\$1 84

Great Northern Railway Co.

PASSENGER AND FREIGHT, AND TRAIN MILEAGE—WISCONSIN.

(Two months.)

Passenger traffic:

Number of passengers carried earning revenue	26,956
Number of passengers carried one mile	614,832
Average distance carried	228
Total passenger revenue	\$11,619.96
Average amount received from each passenger43108
Average receipts per passenger per mile01889
Total passenger earnings	13,327.44
Passenger earnings per mile of road	2,313.79
Passenger earnings per train mile	1.48827

Freight traffic:

Number of tons carried of freight earning revenue	1,385,205
Number of tons carried one mile	22,240,738
Average distance haul of one ton	161
Total freight revenue	\$129,227.59
Average amount received for each ton of freight09329
Average receipts per ton per mile00581
Total freight earnings	129,276.47
Freight earnings per mile of road	22,443.83
Freight earnings per train mile	5.95826

Passenger and freight:

Passenger and freight revenue	\$140,847.55
Passenger and freight revenue per mile of road	24,432.70
Passenger and freight earnings	142,603.91
Passenger and freight earnings pre mile of road	24,757.62
Gross earnings from operation	146,088.23
Gross earnings from operation per mile of road	25,362.54
Expenses	58,135.36
Expenses per mile of road	10,092.94
Income from operation	87,952.87
Income from operation per mile of road	15,269.60

Train mileage:

Miles run by passenger trains	76461
Miles run by freight trains	20,203
Miles run by mixed trains	1,494
Total mileage trains earning revenue	29,158

Miles run by construction trains	3,107
Mileage of loaded freight cars—east	353,281
Mileage of loaded freight cars—west	162,802
Mileage of empty freight cars—east	56,357
Mileage of empty freight cars—west	271,556
Average number of freight cars in train	38.90
Average number of loaded cars in train	23.79
Average number of empty cars in train	15.11
Average number of tons of freight in train	1,025.06
Average number of tons of freight in each loaded car	43.09

Mileage upon which based, average	5.76
-----------------------------------------	------

Great Northern Railway Co.

PASSENGER AND FREIGHT, AND TRAIN MILEAGE.

Passenger traffic:

Number of passengers carried earning revenue	2,942,198
Number of passengers carried one mile	249,051,096
Average distance carried	8,645
Total passenger revenue	\$5,690,996.13
Average amount received from each passenger	1.93427
Average receipts per passenger per mile02285
Total passenger earnings	7,046,733.69
Passenger earnings per mile of road	1,695.38
Passenger earnings per train mile	1.59832

Freight traffic:

Number of tons carried of freight earning revenue	7,744,950
Number of tons carried one mile	2,294,335,466
Average distance haul of one ton	295.24
Total freight revenue	\$21,002,636.68
Average amount received for each ton of freight	2.71178
Average receipts per ton per mile0915
Total freight earnings	21,025,271.90
Freight earnings per mile of road	5,058.49
Freight earnings per train mile	3.56980

Passenger and freight:

Passenger and freight revenue	\$26,693,632.81
Passenger and freight revenue per mile of road	6,419.84
Passenger and freight earnings	28,072,005.59
Passenger and freight earnings per mile of road	6,753.87
Gross earnings from operation	28,503,275.50
Gross earnings from operation per mile of road	6,857.63
Expenses	14,143,761.74
Expenses per mile of road	3,402.86
Income from operation	14,359,513.76
Income from operation per mile of road	3,454.77

Train mileage:

Miles run by passenger trains	3,804,300
Miles run by freight trains	5,285,210
Miles run by mixed trains	604,548
Total mileage trains earning revenue	9,694,058

Miles run by construction and other trains	805,262
Mileage of loaded freight cars—north or east	85,051,515
Mileage of loaded freight cars—south or west	66,675,346
Mileage of empty freight cars—north or east	13,937,287
Mileage of empty freight cars—south or west	32,866,153
Average number of freight cars in train	33.71
Average number of loaded cars in train	25.76
Average number of empty cars in train	7.95
Average number of tons of freight in train	349.55
Average number of tons of freight in each loaded car	15.12

Mileage upon which based	4,156.43
--------------------------------	----------

Great Northern Railway Co.

FREIGHT TRAFFIC MOVEMENT.

(Company's material excluded.)

Includes D. W. & W. Ry. Tonnage.

	Total freight tonnage.	
	Whole tons	Per cent.
Products of agriculture:		
Grain	2,183,862	28.19
Flour	168,200	2.17
Other mill products	78,200	1.01
Hay	90,035	1.16
Fruit and vegetables	87,785	1.13
Other products of agriculture	368,081	4.75
Products of animals:		
Live stock	123,013	1.53
Dressed meats	3,915	.06
Other packing-house products	3,406	.05
Poultry, game and fish	1,728	.02
Wool	12,367	.16
Hides and leather	4,216	.05
Other products of animals	11,204	.15
Products of mines:		
Anthracite coal	124,429	1.61
Bituminous coal	254,240	3.28
Coke	66,851	.87
Ores	1,175,249	15.18
Stone, sand and other like articles	106,904	1.38
Salt	24,303	.32
Products of forest:		
Lumber	882,679	11.39
Other forest products	942,695	12.10
Manufactures:		
Petroleum and other oils	39,265	.51
Iron, pig and bloom	13,675	.18
Iron and steel rails	42,882	.55
Other castings and machinery	77,741	1.01
Bar and sheet metal	74,302	.97
Cement, brick and lime	104,709	1.36
Agricultural implements	63,853	.83
Wagons, carriages, tools, etc.	15,529	.20
Wines, liquors and beers	37,282	.48
Household goods and furniture	21,837	.28
Other manufactures	97,449	1.26
Merchandise	246,168	3.18
Miscellaneous: Other commodities not mentioned above....	198,746	2.63
Total tonnage	7,746,800	100.00

Great Northern Railway Co.

DESCRIPTION OF EQUIPMENT.

Locomotives:		
Passenger	103	
Freight	405	
Switching	57	
Total		565
Cars in passenger service:		
First-class passenger cars	195	
Combination passenger cars	30	
Dining cars	16	
Parlor cars	5	
Sleeping cars and tourist	72	
Baggage, express and postal cars	108	
Other cars in passenger service	8	
Total		434
Cars in freight service:		
Box cars	16,257	
Flat cars	2,590	
Stock cars	1,222	
Coal cars	1,401	
Tank cars	600	
Refrigerator cars	354	
Total		22,424
Cars in company's service:		
Officers' cars	18	
Derrick cars	44	
Caboose cars	355	
Other road cars	332	
Total		52
Total		1,165
Total owned and leased		24,023
Grand total		24,023

Great Northern Railway Co.

MILEAGE BY STATES OF OPERATED LINES.

	Under lease.	Trackage rights.	Total.
Minnesota	1,815.23	4.45	1,819.68
Wisconsin	34.58		34.59
North Dakota	1,155.05		1,155.05
South Dakota	99.25		99.25
Montana	802.43		802.43
Idaho	82.70		82.70
Washington	352.90	*180.56	533.46
British Columbia			*24.10
Total mileage operated.....			4,551.25

*Owns.

MILEAGE OWNED.

Washington	180.56
British Columbia	24.10
Total mileage owned	204.66

MILEAGE—WISCONSIN.

Single track	34.58
Second track	17.50
Yards, tracks and sidings	52.12
Total (all leased)	104.20

RENEWALS OF RAILS AND TIES.

The company laid 7,849.0255 tons of steel rails during the year, mostly 77½ pounds to the yard, at an average cost of \$30.50 at point of distribution; also 903,410 cross ties or sleepers, at 32.1 cents.

CONSUMPTION OF FUEL BY LOCOMOTIVES.

There were 880,312 tons of bituminous coal consumed at an average cost of \$3.18 per ton; 15,076 cords of soft wood at an average cost of \$1.58 per cord, equaling 890,362.66 tons of fuel consumed, at an average cost at point of distribution of \$3.16 per ton.

Great Northern Railway Co.

MILES RUN BY LOCOMOTIVES.

Passenger	3,971,450	Average lbs.	20.06
Freight	7,452,230	Average lbs.	176.03
Switching	1,425,790	Average lbs.	105.86
Total	12,849,470		138.53

ACCIDENTS TO PERSONS.

There were no accidents to persons, either employees or passengers, during the two months of operation in this state. On the whole line during the year there were accidents as follows:

	Killed.	Injured.
Trainmen	25	49
Switchmen, flagmen, etc.	4	7
Other employees	25	40
Total	54	96

PASSENGERS.

	Killed.	Injured.
Collisions	31	14
Derailments	2	23
Other causes	1	7
Total	34	44

One trespasser was killed.

Summarized Statistics.

SUMMARIZED STATISTICS.

Cost of Road, Receipts, Earnings, Indebtedness, etc.

To the Hon. James O. Davidson, State Treasurer: Herewith find statement showing indebtedness, total mileage of railroads, within the state of Wisconsin, all as reported 1900, and being according to the provisions of section 1795, Revised Statutes of Wisconsin

Name of Company.	Total cost of railroad in Wisconsin, Dec. 31, 1900.	Total gross receipts of railroad in Wisconsin, year 1900.	Total net earnings of railroad in Wisconsin, year 1900.	Interest bearing indebtedness of railroad in Wisconsin, Dec. 31, 1900.
1 Abbotsford & Northeastern..	\$22,000 00	\$16,861 34	*\$3,412 6	\$112,000 00
2 Ahnapee & Western	479,212 74	3,507 08	340,000 00
3 Brown-Robbins Ry. Co.	61,621 71	34,252 25	13,437 72	64,121 71
4 Big Falls R'y Co.	86,000 00	10,103 64	314 22	7,715 49
5 Bayfield Harbor & Gr't West- ern, op. by Bayfield Transfer	3,413,350 82	7,030 23	*1,733 44	1,608,905 39
6 Chicago, Milwaukee & St. P.	55,648,633 66	12,779,960 29	4,474,523 91	33,288,400 60
7 Chicago & Northwestern....	55,969,118 46	13,510,050 73	5,021,302 76	43,013,197 56
8 Chi., St. P., Minneap. & O.	23,347,518 65	3,666,692 56	919,811 16	10,691,232 58
9 Chi., Burlington & Quincy.	11,160,344 43	1,401,553 64	593,113 69	4,880,696 34
10 Chi., Lake Shore & Eastern..	170,000 00	50,005 01	*103,196 92	272,790 00
11 Chicago & Lake Superior ..	40,000 00	3,641 00
12 Chicago, Madison & North'n, op. by Illinois Central.....	3,210,490 37	101,981 59	*7,879 11	2,712,063 40
13 Chippewa Riv & Menomonie	20,342 38	42,964 51	5,350 94
14 Drummond & South Western	188,976 81	15,572 11	*377 52	50,000 00
15 Duluth, So. Shore & Atlantic	3,070,000 0	314,343 35	62,620 05
16 Duluth, Sup. & W. Term. Co.	1,617,989 52	403,215 98	241,578 98	500,000 00
17 Dunbar & Wausaukee.....	71,033 02	23,266 63	18,429 15
18 Eastern R'y Co. of Minnesota	1,523,000 00	649,441 84	290,574 89
19 Fairchild & North Eastern...	213,051 85	31,347 24	16,519 78
20 Green Bay & Western.....	10,100,000 00	458,773 04	*4,189 05
21 Hawthorne, Nebag. & Sup.	67,514 23	31,163 24	14,856 53
22 Hazelhurst & South Eastern	108,631 91	22,883 64	6,346 88
23 Holmes & Son R'y	92,746 00	935 50
24 Iola & Northern	37,855 71	5,283 23	36 05
25 Glenwood & Northeastern...	0,000 00	470 14
26 Kewaunee, Gr'n Bay & West'n	1,072,950 00	81,203 18	10,685 06	408,000 00
27 Lake Shore & Eastern, op. by John R. Davis Lumber Co.	34,182 82	2,510 80
28 Lake Sup. Term. & Tr. R'y Co	2-9,402 85	75,609 75	195,000 00
29 Ma-toon R'y Co.	70,500 00	9,849 14
30 Milw. & Sup. (C. M. & St. P.)
31 Marshfield & South Eastern..	198,000 00	51,250 80	27,504 13	450,000 00
32 Marinette, Tomah'k & West'n	454,907 83	31,977 54
33 Minnesota & Wisconsin ..	443,750 00	43,490 01	16,672 43	243,750 00
34 Minneap'lis, St. P. & Ashland	400,000 00	34,940 03	320,000 00
35 Minneap., St. P. & S. S. Marie	13,655,622 92	1,425,318 29	530,795 52	9,983,615 67
36 Northern Pacific.....	3,000,000-00	465,939 21	196,741 56
37 Northwestern Coal R'y Co ..	233,815 17	21,858 92	3,038 46	794,000 00
38 Oshkosh Transp Co., op by C. & N. W.	565,105 65
39 Rice L. D. & M. (now "Soo")	70,000 00	8,666 75
40 Sup. Belt Line (D. S. & W. T.)	9,336 17
41 St. Paul & Duluth † (U. P.)	8,633 73
42 Washburn, Bayfield & L. R.
43 West Range (not op. 1900)
44 Winona Bridge R'y Co	241,000 00	10,331 62	292,125 00
45 Wisconsin & Michigan	998,116 13	60,501 56	*26,981 54	511,187 44
46 Whitcomb & Morris	10,039 40	3,726 94	496 9
47 Wisconsin Central.....	45,479,680 00	4,436,533 10	1,470,217 60	24,206,268 86
48 Wisconsin Western (suc. to Kickapoo V. & N.)	521,400 00	48,851 70	54 18	53,000 00
49 Chippewa Val. & Northern...	62,461 78	519 75	519 75	3,527 03
Totals	\$238,776,402 88	\$10,757,900 81	\$13,935,442 37	\$134,911,572 07

* Represents deficits.

† First six months 1900 acquired by U. P. R'y Co., June 30, 1900, other items included in U. P.

Cost of Road, Receipts, Earnings, Indebtedness, etc.

cost of each railroad, total gross receipts, total net earnings, the total interest bearing to this department by the companies named below, as of the year ending December 31, sin. 1898.

Interest accrued upon indebtedness of railroad in Wis. Dec. 31, 1900	Amount of interest paid upon such indebtedness, Wis. Dec. 31, 1900.	Total miles of operated railroad in Wis. Dec. 31, 1900.	Amount earned per mile, year ending Dec. 31, 1900.	Rate of taxation of each railroad, year ending Dec. 31, 1901.	Amount of tax or license fee for the year ending Dec 31, 1901.	No.
\$6,720 00	\$1,200 00	\$15 16	\$1,112 42	\$5 per mile.....	\$75 80	1
20,400 00	12,000 00	34 00	1,310 00	\$5 per mile.....	170 00	2
.....	540 08	26 00	1,321 21	5 per cent. per mile	130 00	3
.....	21 00	481 22	\$5 per mile.....	105 00	4
78,154 75	9 86	713 00	\$5 per mile.....	49 30	5
1,649,429 54	1,689,446 50	1,669 96	7,726 97	4 per cent. gross earnings	511,198 42	6
2,102,230 27	2,084,472 94	1,640 65	8,234 51	4 per cent. gross earnings	540,402 33	7
593,270 09	593,601 66	619 11	6,407 07	4 per cent. gross earnings	158,667 71	8
236,061 12	236,061 12	222 57	6,306 04	4 per cent. gross earnings	56,111 43	9
14,939 50	14,939 50	17 33	2,855 45	3½ per ct. gross earnings	1,750 18	10
.....	3 00	\$5 per mile.....	15 00	11
135,603 02	91 31	1,149 74	\$5 per mile.....	456 55	12
.....	33 00	1,301 95	\$5 per mile.....	165 00	13
3,000 00	3,000 00	21 72	716 94	\$5 per mile.....	108 60	14
155,990 14	155,990 14	111 61	2,816 41	3½ per ct. gross earnings	11,002 02	15
20,000 00	20,000 00	6 16	65,457 12	4 per cent. gross earnings	16,128 64	16
.....	13 50	1,871 60	\$5 per mile & 2 per cent.	192 92	17
.....	38 15	17,023 35	4 per cent. gross earnings	25,977 88	18
77,500 00	77,500 00	33 00	1,044 90	\$5 per mile.....	165 00	19
.....	225 00	2,038 99	3 per cent. gross earnings	13,763 20	20
.....	16 50	1,888 68	\$5 per mile & 2½ per cent	242 84	21
.....	17 00	1,346 09	\$5 per mile.....	85 00	22
.....	37 00	25 28	\$5 per mile.....	185 00	23
.....	4 70	1,124 09	\$5 per mile.....	23 50	24
.....	15 00	31 33	\$5 per mile.....	75 00	25
20,400 00	20,400 00	36 70	2,211 86	3 per cent. gross earnings	2,436 16	26
.....	12 00	211 73	\$5 per mile.....	60 00	27
11,700 00	11,700 00	15 70	\$5 per mile.....	78 50	28
.....	21 00	469 00	\$5 per mile.....	105 00	29
.....	33 00	1,553 03	\$5 per mile & 2½ per cent	208 77	30
.....	33 30	960 38	\$5 per mile.....	166 50	31
9,750 00	9,750 00	21 00	2,070 93	3 per cent. gross earnings	1,304 71	32
16,000 00	38 50	907 53	\$5 per mile.....	192 50	33
391,816 40	391,846 40	296 38	5,251 44	4 per cent. gross earnings	57,013 94	34
.....	118 69	3,925 68	4 per cent. gross earnings	18,637 57	35
39,827 23	39,827 23	2 53	8,639 49	4 per cent. gross earnings	874 36	36
.....	4 28	2,024 94	3 per cent. gross earnings	260 00	37
.....	373 44	38
.....	39
.....	355 35	40
.....	41
.....	42
.....	43
10,065 98	10,065 98	54	19,132 63	2 per cent. gross earnings	206 64	44
29,779 87	6,630 02	40 12	1,518 08	\$5 per mile & 2½ per cent	218 99	45
.....	6 00	621 16	\$5 per mile.....	30 00	46
947,469 39	940,059 25	884 76	5,017 31	4 per cent. gross earnings	177,461 52	47
.....	48
1,933 99	1,780 48	51 20	910 91	\$5 per mile.....	256 50	49
.....	7 00	74 25	\$5 per mile.....	35 00	50
\$6,572,071 29	\$6,320,814 30	\$6,565 09	\$1,597,551 27

Earnings, 1900.

Statement to the railroad commissioner of the state of Wisconsin, of the
 endar year ending December 31, 1900.

NAME OF COMPANY.	PASSENGER.	
	Wisconsin.	Whole line.
1 Abbotsford & Northeastern	\$1,516 92	\$1,516 92
2 Ahnapee & Western	1,287 51	1,287 51
3 Ashland Siskiwit & Iron River		
4 Big Falls Ry. Co.	448 75	448 75
5 Bayfield Harbor & Great Western, op. by Bayfield Transfer	2,680 55	2,680 55
6 Chicago, Milwaukee & St. Paul ¹	2,606,543 92	7,831,000 06
7 Chicago & Northwestern	2,829,518 41	9,526,247 66
8 Chicago, St. Paul, Minneapolis & Omaha.....	1,047,710 69	
9 Chicago, Burlington & Quincy	301,543 39	8,718,062 28
10 Chicago, Lake Shore & Eastern		
12 Chicago, Madison & Northern, op. by Illinois Cen... 13 Chippewa River & Menomonie ²	35,452 83 543 94	293,674 35 543 94
14 Drummond & South Western		
15 Duluth, South Shore & Atlantic	102,904 23	810,275 36
16 Duluth, Superior & Western Terminal Co.....		
17 Dunbar & Wausaukee	1,091 28	1,091 28
18 Eastern Railway Co. of Minnesota	53,499 28	439,879 96
19 Fairchild & North Eastern	2,182 88	2,182 88
20 Green Bay & Western	97,138 42	97,800 54
21 Hawthorne, Nebagamon & Superior	404 45	404 45
22 Hazelhurst & South Eastern	906 50	906 50
23 Holmes & Son Ry.		
24 Iola & Northern	1,172 60	1,172 60.
25 Glenwood & Northeastern		
26 Kewaunee, Green Bay & Western	19,579 55	19,579 55
27 Lake Shore & Eastern, op. by John R. Davis Lum- ber Co.		
28 Lake Superior Terminal & Transfer Ry. Co.....		
29 Mattoon Ry. Co.	1,975 27	1,975 27
31 Marshfield & South Eastern	7,789 76	7,789 76
32 Marinette, Tomahawk and Western	5,282 86	5,282 86
33 Minnesota & Wisconsin	3,358 90	3,358 90
34 Minneapolis, St. Paul & Ashland	356 91	356 91
35 Minneapolis, St. Paul & Sault Ste. Marie	206,449 89	861,434 43
36 Northern Pacific ³	105,592 36	6,566,485 70
37 Northwestern Coal Ry. Co.		
38 Oshkosh Transportation Co., op. by C. & N. W.		
41 St. Paul & Duluth ⁴	1,741 31	213,594 67
44 Winona Bridge Ry. Co.	2,603 59	4,966 13
45 Wisconsin & Michigan	10,825 35	16,559 82
46 Whitcomb & Morris		
47 Wisconsin Central ⁵	971,793 64	1,195,679 29
48 Wisconsin Western (successor to K'poo V. & N.)..	9,309 80	9,309 80
49 Chippewa Valley & Northern		

¹Not including earnings from property not taxable—assessed locally.

²Gross earnings includes \$8,541.77 of company's own work.

³Includes earnings St. P. & D. Ry. last six months of 1900.

⁴First six months of 1900.

⁵Earnings include \$2,589.95 rents from property subject to local taxation.

Earnings, 1900.

monthly earnings from all sources of the several railway companies for the cal-

FREIGHT.		MAILS, EXPRESS AND TRANSPORTATION AND CAR COMPANIES, AND ALL OTHER SOURCES.		TOTAL.		No.
Wisconsin.	Whole line.	Wisconsin.	Whole line.	Wisconsin.	Whole line.	
\$14,074 89	\$14,074 89	\$1,272 53	\$1,272 53	\$16,864 34	\$16,864 34	1
20,410 55	20,410 55	4,644 28	4,644 28	42,858 30	42,858 30	2
9,369 77	9,369 77	285 12	285 12	10,103 64	10,103 64	3
.....	4
4,130 67	4,130 67	219 04	219 04	7,030 26	7,030 26	5
9,179,860 37	30,874,233 97	993,556 00	2,986,364 32	12,779,960 29	41,691,598 35	6
10,115,860 33	31,538,997 56	564,671 99	1,942,530 38	13,510,650 73	43,007,775 60	7
2,672,879 28	246,102 59	3,966,692 56	8
1,045,824 06	26,418,771 65	56,163 19	3,550,771 44	1,403,535 64	38,687,605 37	9
30,675 06	1,955,089 72	19,329 95	358,845 44	50,005 01	2,313,935 16	10
56,272 79	956,411 38	13,255 97	209,265 45	104,981 59	1,459,351 18	12
33,873 80	33,878 80	42,964 51	42,964 51	13
15,572 11	15,572 11	15,572 11	15,572 11	14
198,268 33	1,583,723 59	13,170 79	169,420 96	314,343 35	2,563,419 91	15
381,249 31	381,249 31	21,967 67	21,967 67	403,215 98	403,215 98	16
24,175 35	24,175 35	25,266 63	25,266 63	17
560,654 20	3,303,908 88	35,288 36	348,443 11	649,441 84	4,092,231 95	18
28,673 42	28,673 42	490 94	490 94	31,347 24	31,347 24	19
336,818 35	337,771 19	24,816 28	24,973 65	458,773 05	460,545 38	20
28,977 79	28,997 79	1,781 00	1,781 00	31,163 24	31,163 24	21
21,871 87	21,871 87	105 27	105 27	22,883 64	22,883 64	22
935 50	935 50	935 50	23
3,866 90	3,866 90	243 73	243 73	5,283 23	5,283 23	24
470 14	470 14	470 14	470 14	25
57,542 41	57,542 41	4,083 22	4,083 22	81,205 18	81,205 18	26
.....
2,540 80	2,540 80	2,540 80	2,540 80	27
75,609 75	75,609 75	75,609 75	75,609 75	28
7,535 32	7,535 32	338 55	338 55	9,849 14	9,849 14	29
42,816 72	42,816 72	644 32	644 32	51,250 80	51,250 80	31
24,852 53	24,852 53	1,842 15	1,842 15	31,977 54	31,977 54	32
39,124 25	39,124 25	1,006 86	1,006 86	43,490 01	43,490 01	33
34,583 12	34,583 12	34,940 03	34,940 03	34
1,143,463 97	3,488,227 48	75,434 43	353,379 24	1,425,348 29	4,703,041 15	35
312,018 98	22,170,904 47	48,327 87	1,998,065 47	465,939 21	30,735,455 64	36
21,858 92	21,858 92	21,858 92	21,858 92	37
8,666 75	8,666 75	8,666 75	8,666 75	38
6,445 48	495,358 19	446 94	26,557 87	8,633 73	735,510 70	41
7,728 03	14,740 56	10,331 62	19,706 69	44
48,714 23	68,760 18	1,361 98	2,952 72	60,901 56	88,272 72	45
3,726 94	3,726 94	3,726 94	3,726 94	46
3,265,945 30	3,883,505 23	201,389 11	251,436 90	4,439,128 05	5,330,624 52	47
36,340 14	36,340 14	3,201 76	3,201 76	48,851 70	48,851 70	48
519 75	519 75	519 75	519 75	49

Expenses, 1900.

Statement to the railroad commissioner of the state of Wisconsin of the December 31, 1900.

NAME OF COMPANY.	OPERATING EXPENSES.		Taxes.	
	Wisconsin.	Whole line.	Wisconsin.	Whole line.
1 Abbotsford & Northeastern.	\$13,475 74	\$13,475 74	\$75 80	\$75 80
2 Ahnapee & Western	27,471 21	27,471 21	170 00	170 00
4 Big Falls Ry. Co.	9,144 34	9,144 34	105 00
5 B. H. & G. W., op by B. T.	9,689 12	9,689 12	49 30	49 30
6 Chicago, Mil. & St. P.	7,782,860 79	26,671,901 25	522,575 59	1,308,385 07
7 Chicago & Northwestern	8,109,161 43	26,658,537 68	379,586 54	1,247,875 31
8 Chicago, St. P., M. & O.....	2,881,406 27	165,475 13
9 Chicago, Burlington & Q'cy ¹	810,421 95	24,584,335 07	54,558 17	1,403,188 04
10 Chicago, L. Shore & East..	35,407 57	1,400,582 85	2,854 86	10,500 00
12 C., M. & N., op. by Ill. Cen.	152,860 70	1,335,576 60	1,005 66	35,649 43
13 Chippewa Riv. & Menomonie	37,448 57	37,448 57	165 00	165 00
14 Drummond & S. W.	15,949 63	15,949 63
15 Duluth, So. Sh. & Atl.....	225,815 78	1,576,994 62	11,395 23	78,990 27
16 Duluth, Sup. & W. T. Co....	161,637 00	161,370 00	16,673 07	16,673 07
17 Dunbar & Wausaukee	6,602 77	6,602 77	234 71	234 71
18 East. Ry. Co. of Minn.....	358,866 95	1,588,771 12	27,332 17	129,132 93
19 Fairchild & Northeastern..	11,838 04	11,838 04	150 00	150 00
20 Green Bay & Western	364,238 02	15,540 94
21 H., Neb. & Superior	16,269 96	16,269 96	36 75	36 75
22 Hazlehurst & So. Eastern...	16,426 76	16,426 76	110 00	110 00
23 Holmes & Son Ry. ²
24 Iola & Northern	5,217 68	5,217 68	29 50	29 50
25 Glenwood & No. Eastern....	10,752 76	10,752 76
26 Kewaunee, G. B. & W.....	47,466 78	47,466 78	2,545 34	2,545 34
27 L. S. & E., op. Davis L. Co.	8,245 48	8,245 48
28 Lake Sup. T. & T. Ry. Co... ³	61,871 25	61,871 25	78 50	78 50
29 Mattoon Ry. Co.	9,100 14	9,100 14	105 00	105 00
31 Marshfield & So. Eastern....	23,746 67	23,746 67
32 Marinette, Tom. & W.....	40,196 71	40,196 71	181 13	181 13
33 Minnesota & Wisconsin	26,563 29	26,563 29	184 06	184 06
34 Minn., St. P. & Ashland....	48,409 87	48,409 87	177 50	177 50
35 Minn., St. P. & S. S. Marie.	694,552 77	2,597,519 69	57,003 23	212,787 44
36 Northern Pacific	269,197 65	15,399,955 00	18,637 57	872,902 00
37 Northwestern Coal Ry. Co....	18,820 46	18,820 46	1,502 22	1,502 22
38 O. T. Co., op. by C. & N. W.	2,972 06	2,972 06	261 60
41 St. Paul & Duluth ⁴	6,528 76	6,528 76	68 75	29,573 53
44 Winona Bridge Ry. Co.....	1,494 85	2,851 28	226 91	432 81
45 Wisconsin & Michigan	45,017 57	80,532 23	2,619 96	4,934 94
46 Whitcomb & Morris	2,850 00	2,850 00	30 00
47 Wisconsin Central	2,968,910 42	3,529,860 11	189,777 38	215,244 83
48 W. W. (suc'r to K. V. & N.)	48,797 52	48,797 52	712 90	712 84
49 Kikapoo Valley & Northsrn ⁴

¹Other deductions for the year, \$505,470.40.

²No separate expense account kept.

³First six months 1900.

⁴Expenses charged to construction.

Expenses, 1900.

monthly expenses of the several railways of Wisconsin, for the year ending

RENTALS AND INTEREST.		DIVIDENDS.		TOTAL.		No.
Wisconsin.	Whole line.	Wisconsin.	Whole line.	Wisconsin.	Whole line.	
	\$560 00	\$5 46	\$5 46	\$20,277 00	\$20,277 00	1
	20,400 00			48,041 21	48,041 21	2
	540 08			9,789 42	9,789 42	4
	78,154 45			87,892 87	87,892 87	5
\$1,649,429 54	6,470,888 74	1,285,643 08	5,043,715 50	11,240,509 00	39,494,890 56	6
*8,340 30	428,277 18					
2,168,593 64	7,352,453 10	1,154,543 92	3,914,394 00	11,820,225 83	39,201,537 27	7
593,270 09	*6,593,886 03	697,658 96		4,337,810 45		8
	288,545 52	211,425 71	5,905,746 00	1,329,937 35	39,263,700 66	9
*100,000 00	500,000 00					
14,939 50	168,700 00			153,201 93	2,079,782 85	10
135,603 02	343,500 00			289,469 38	1,714,726 03	12
	3,000 00			37,613 57	37,613 57	13
*25,907 52	51,844 59			18,949 63	18,949 63	14
155,990 14	859,700 00			419,108 67	2,567,527 48	15
*1,206 00	1,206 00					
22,445 00	22,445 00	150,000 00	150,000 00	351,761 07	351,761 07	16
	*1,571 74			6,837 48		17
	85,365 54					
	435,000 00		1,600,000 00		3,838,269 59	18
	4,683 14		77,500 00	11,988 04	11,988 04	19
					368,921 16	20
			6,000 00	16,306 71	16,306 71	21
				22,536 76	22,576 36	22
						23
				5,217 68	5,217 68	24
*1,523 50	1,523 50					
775 34	775 34			13,051 60	13,051 60	25
*108 00	108 00					
20,400 00	20,400 00			47,574 78	47,574 78	26
				8,245 48	8,245 48	27
*2,038 50	2,038 50					
11,700 00	11,700 00			75,609 75	75,609 75	28
				9,205 14	9,205 14	29
				23,746 67	23,746 67	31
				40,377 84	40,377 84	32
				36,567 68	36,567 68	33
				48,587 37	48,587 37	34
	*316,164 03					
391,846 40	1,116,082 03			1,146,688 78	4,245,839 56	35
	*126,719 67					
	6,033,497 92		5,400,000 00	287,835 22	27,833,075 02	36
12,500 00	12,500 00			32,822 68	32,822 68	37
		5,400 00	5,400 00	8,633 66	8,633 66	38
*102 20	34,427 16					
	120,601 67		135,891 00	6,699 71	878,507 20	41
*880 02	1,678 56					
10,065 98	19,200 00			12,725 22	24,262 65	44
*9,079 96	10,594 84					
31,165 81	60,398 88			87,883 10	156,460 89	45
				2,880 00	2,880 00	46
*75,901 25	340,212 62					
947,469 39	1,064,043 20			4,182,058 44	5,159,360 76	47
1,780 48				51,290 90	51,290 90	48
						49

*First figures represent rentals paid; second figures interest paid.

Cost of Road, Receipts, Earnings, Indebtedness, etc.

To the Hon. James O. Davidson, State Treasurer: Herewith find statement showing indebtedness, total mileage of railroads within the state of Wisconsin, all as reported 1901, and being according to the provisions of section 1795, Revised Statutes of Wis-

Name of Company.	Total cost of railroad in Wisconsin, Dec. 31, 1901.	Total gross receipts of railroad in Wisconsin, year 1901.	Total net earnings of railroad in Wisconsin, year 1901.	Interest bearing indebtedness of railroad in Wisconsin, Dec. 31, 1901.
1 Abbottsford & Northeastern.	\$232,000 00	\$23,468 77	\$4,088 11	\$112,000 00
2 Ahnapee & Western.	493,162 92	46,314 23	*1,743 93	340,000 00
4 Big Falls R'y Co. (logg'g rd.)	8,471 04	7,000 00
5 Bay Harbor & G. West., operated by Bay Trans. Ry. Co	3,406,530 41	7,285 99	*1,511 43	1,619,165 56
6 Chicago, Milwauk. & St. Paul	58,679,919 19	13,535,170 54	4,684,084 61	32,465,585 05
7 Chicago & Northwestern.	58,802,662 45	14,121,623 21	5,515,756 91	46,016,411 45
8 Chi., St. P., Mpolis. & Omaha	23,550,125 91	4,358,729 24	1,111,085 43	10,901,921 28
9 Chicago, Burlington & Quincy	11,232,489 49	1,605,312 25	713,981 60	4,235,918 44
10 Ch., Lk. Sh. & East. (leased rd)	75,027 60	*97,737 95	272,790 00
11 Chi. & Lake Superior.	4,091 29
12 C., Mad. & Nor. Illinois Cent.)	3,210,001 53	102,348 73	*30,719 93	2,712,000 40
13 Chip. Riv. & Men'nie (log rd.)	85,469,88	53,336 49	5,112 11
14 Drummond & So. W. (log rd.)	168,221 51	14,958 60	*677 39	50,000 00
15 Duluth, So. Shore & Atlantic	311,267 46	51,476 32
16 Dul. Sup., & West Termin. Co	1,613,409 76	800,561 67	440,100 71	500,000 00
17 Dunbar & Wausaukee	96,705 49	27,400 56	21,653 07
18 Eastern Ry. Co. of Minnesota	756,958 41	339,321 01
19 Fairchild & North Eastern.	213,799 08	36,213 01
20 Green Bay & Western.	10,100,000 00	522,927 55	59,971 25
21 Hawthorne, Nebagamon & Su.	96,818 20	42,822 87	11,884 97
22 Hazelhurst & South Eastern.	108,634 91	21,091 41	*12,244 75
23 Holmes & Son (logging rd.)	3,045 50
24 Iola & Northern.	71,400 00	5,914 77	1,033 08
25 Glenwood & Nor. E. (log rd.)	4,307 65	872 68
26 Kewa., Green Bay & Western	1,072,950 00	82,727 30	18,048 20	400,000 00
27 L. Shore & East., operated by J. R. Davis Lbr Co. (log. rd.)	52,397 34	4,093 48
28 L. Sup. Ter. & Trans. R'y. Co.	239,402 85	8,113 98	195,000 00
29 Mattoon R'y. Co. (logging rd.)	16,174 51
32 Marinette, Pomahawk & West.	551,515 78	44,479 26
34 Minn'polis, St. Paul & Ashland	475,000 00	56,156 93	320,000 00
35 Min'lis, St. P., & St. Ste. Marie	14,363,090 41	1,566,237 07	247,772 75	10,165,572 80
36 Northern Pacific	552,585 17	251,179 23
37 Northwestern Coal R'y. Co.	23,185 17	23,965 07	4,278 94	220,000 00
38 Oshkosh Transp. Co., op. by C. & N. W.	70,000 00	10,041 25	7,100 96
42 Washburn, Bay. & Iron River.
43 West Range.
44 Winona Bridge R'y. Co.	241,000 00	11,123, 95	202,125 00
45 Wisconsin & Michigan	998,116 13	78,844 36	*11,667 05	564,284 61
46 Whitcomb & Morris (log. rd.)	10,419 40	2,871 91	*703 09
47 Wisconsin Central	47,796,918 02	4,755,684 59	1,669,902 98	24,224,823 45
48 Wis. West. (succ. to K. V. & N.)	576,900 19	55,396 15	3,932 81	59,500 00
49 Chippewa Valley & Northern	66,335 30	5,424 69	450 23
50 Brown-Robbins.	55,000 00	11,436 46	3,936 46
Totals	\$228,013,422 00	\$57,577,576 07	\$15,791,277 88	\$133,631,098 04

* Represent deficit.

Cost of Road, Receipts, Earnings, Indebtedness, etc.

cost of each railroad, total gross receipts, total net receipts, the total interest bearing to this department by the companies named below, as of the year ending December 31, 1902.

Interest accrued upon such indebtedness in Wis., Dec 31, 1901.	Amount of inter't paid upon such indebtedness in Wis., Dec. 31, 1901.	Total miles of operated railroad in Wis., Dec. 31, 1901.	Amount earned per mile year ending Dec. 31, 1901.	Rate of taxation of each railroad, year ending Dec. 31, 1902.	Amount of tax or license fee for the year ending Dec. 31, 1902.	No.
\$6,720 00	\$3,000 00	15.16	\$1,548 00	\$5 per mile & 2½ per ct.	\$94 02	1
20,400 00	12,000 00	34 00	1,362 20	5 per mile.	170 00	2
420 00		21.00	403 38	5 per mile.	105 00	4
81,555 77		9.86	739 04	5 per mile.	49 30	5
1,620,204 00	1,654,693 07	1,687.18	8,042 95	4 per ct. gross earnings.	541,446 83	6
2,143,349 11	2,108,709 87	1,753 91	8,416 20	4 per ct. gross earnings.	564,865 01	7
601,179 33	597,719 88	652 42	6,651 32	4 per ct. gross earnings.	174,349 17	8
227,130 59	227,130 59	222.57	7,226 90	4 per ct. gross earnings.	61,332 49	9
14,939 50	14,939 50	17.33	4,323 60	4 per ct. gross earnings.	3,001 10	10
		8.00	1,363 70	\$5 per mile.	15 00	11
135,603 02		91.31	1,120 89	5 per mile.	456 55	12
		35 75	1,491 91	5 per mile.	178 75	13
3,000 00	3,000 00	21.72	683 70	5 per acre.	108 00	14
154,090 47	154,090 47	111 23	2,798 41	3½ per ct. gross earnings.	10,894 37	15
20,000 00	20,000 00	6 16	97,493 77	4 per ct. gross earnings.	24,022 47	16
		17.50	1,565 74	\$5 per mile & 2½ per ct.	116 27	17
		28.15	19,841 50	4 per ct. gross earnings.	30,278 14	18
		33.00	1,097 39	\$5 per mile.	165 00	19
93,000 00	93,000 00	225.00	2,324 12	3 per ct. gross earnings.	15,687 83	20
		22.00	1,647 03	\$5 per mile & 2½ per ct.	355 57	21
		17.00	1,240 66	5 per mile.	85 00	22
		42.00	72 50	5 per mile.	210 00	23
		4.70	1,258 45	5 per mile.	23 50	24
		14 15	61 74	5 per mile.	70 75	25
20,400 00	20,400 00	36.70	2,245 25	3 per ct. gross earnings.	2,481 82	26
		17.00	241 08	\$5 per mile.	85 00	27
11,700 00	11,700 00	15.70	516 80	5 per mile.	78 50	28
		29 36	364 66	5 per mile.	146 80	29
		46 20	962 75	5 per mile.	231 00	32
16,000 00		45.50	1,234 21	5 per mile.	227 50	34
396,252 55	396,252 55	296.38	5,298 00	4 per ct. gross earnings.	62,649 35	35
		117 01	4,723 26	4 per ct. gross earnings.	22,103 41	36
11,000 00	11,000 00	8.00	2,995 63	3½ per ct. gross earnings.	838 78	37
		4.20	2,390 77	3 per ct. gross earnings.	301 21	38
		7 00		\$5 per mile.	35 00	42
10,065 98	10,065 98	.54	20,603 46	2 per ct gross earnings.	22 55	43
24,710 23	2,967 21	40.12	1,965 21	\$5 per mile & 2½ per ct.	667 21	45
		6.00	476 98	\$5 per mile.	30 00	46
1,008,653 98	1,011,568 79	906.47	5,216 70	4 per ct. gross earnings.	190,227 39	47
3,446 21	3,446 21	51.30	1,079 84	\$5 per mile.	256 80	48
		7 00	772 81	5 per mile.	35 00	49
		26.00	555 24	5 per mile.	130 00	50
\$6,623,922 77	\$6,358,684 12	6,761.58			\$1,711,847 81	

Earnings, 1901.

Statement to the railroad commissioner of Wisconsin of the monthly earnings December 31, 1901.

NAME OF COMPANY.	PASSENGER.	
	Wisconsin.	Whole line.
1 Abbottsford & Northeastern	\$1,652 80	\$1,652 80
2 Ahnapee & Western	20,254 38	20,254 38
4 Big Falls Ry. Co.	234 15	234 15
5 Bayfield Harbor & G. W., op. by Bayfield Trans.	2,175 70	2,175 70
6 Chicago, Milwaukee & St. Paul.	2,716,972 23	8,445,546 64
7 Chicago & Northwestern	3,015,235 05	10,387,263 21
8 Chicago, St. Paul, Minneapolis & Omaha	1,151,729 92	2,698,943 12
9 Chicago, Burlington & Quincy	269,424 70	11,993,075 67
10 Chicago, Lake Shore & Eastern		
11 Chicago & Lake Superior	1,206 53	1,206 53
12 Chicago, Madison & Northern, op. by Ill. Central.	32,504 07	318,160 93
13 Chippewa River & Menomonee	968 05	968 05
14 Drummond & Southwestern		
15 Duluth, South Shore & Atlantic	114,757 06	869,382 71
16 Duluth, Superior & Western Terminal Co.		
17 Dunbar & Wausaukee	983 38	933 38
18 Eastern Ry. Co. of Minnesota	69,669 49	455,222 94
19 Fairchild & Northeastern	2,879 43	2,879 43
20 Green Bay & Western	97,846 77	98,574 72
21 Hawthorne, Nebagamon & Superior	155 25	155 25
22 Hazelhurst & South Eastern	772 10	772 10
23 Holmes & Son Ry.		
24 Iola & Northern	1,143 74	1,143 74
25 Glenwood & Northeastern		
26 Kewaunee, Green Bay & Western	20,492 46	20,492 46
27 Lake Shore & Eastern, op. by J. R. Davis L. Co.		
28 Lake Superior Terminal & Transfer Ry. Co.		
29 Mattoon Ry. Co.	1,360 61	1,360 61
32 Marinette, Tomahawk & Western	6,518 99	6,518 99
33 Minnesota & Wisconsin	725 65	725 65
34 Minneapolis, St. Paul & Ashland	516 50	516 50
35 Minneapolis, St. Paul & Sault Ste. Marie	244,316 76	1,034,382 57
36 Northern Pacific	122,827 55	7,938,125 25
37 Northwestern Coal Ry. Co.		
38 Oshkosh Transportation Co., op. by C. & N. W.		
43 West Range (not operated)		
44 Winona Bridge Ry. Co.	2,692 41	5,135 53
45 Wisconsin & Michigan	11,118 17	15,890 55
46 Whitcomb & Morris		
47 Wisconsin Central	977,986 83	1,200,002 95
48 Wisconsin Western (successor to Kickapoo V. & N.) ..	10,511 14	10,511 14
49 Robbins R. R.		
50 Chippewa Valley & Northern		

Earnings, 1901.

from all sources of the several railway companies for the calendar year ending

FREIGHT.		MAIL, EXPRESS AND TRANSPORTATION AND CAR COMPANIES, AND ALL OTHER SOURCES.		TOTAL.		No.
Wisconsin.	Whole line.	Wisconsin.	Whole line.	Wisconsin.	Whole line.	
\$19,605 04	\$19,605 04	\$2,210 93	\$2,210 93	\$23,468 77	\$23,468 77	1
21,440 92	21,440 92	4,618 23	4,618 23	46,314 23	46,314 23	2
7,951 77	7,951 77	285 12	285 12	8,471 04	8,471 04	4
4,763 20	4,763 20	348 09	348 09	7,286 99	7,286 99	5
9,803,901 92	32,766,902 70	1,015,296 31	3,149,558 51	13,536,170 54	44,362,007 85	6
10,548,046 68	33,433,467 89	558,343 51	2,035,695 66	14,121,625 24	45,856,426 76	7
2,938,101 38	7,913,796 13	262,761 87	750,912 03	4,352,593 17	11,363,651 28	8
1,284,162 51	34,784,558 76	54,725 04	4,758,859 10	1,608,312 25	51,536,493 53	9
65,483 94	2,046,864 27	9,543 66	397,667 79	75,027 60	2,444,532 06	10
2,443 59	2,443 59	441 17	441 17	4,091 29	4,091 29	11
56,080 24	1,022,399 81	13,764 42	219,204 58	102,348 73	1,559,765 32	12
45,703 51	45,703 51	6,674 89	53,336 45	53,336 45	13
14,958 60	14,958 60	14,958 60	14,958 60	14
183,646 95	1,520,307 80	12,863 45	165,212 67	311,267 46	2,554,903 18	15
580,344 85	580,344 85	20,216 82	20,216 82	600,561 67	600,561 67	16
26,417 18	26,417 18	27,400 56	27,400 56	17
630,249 85	4,077,203 03	57,034 10	353,878 77	756,953 44	4,886,304 74	18
32,892 74	32,892 74	440 84	440 84	36,213 01	36,213 01	19
399,754 78	400,627 00	25,326 00	25,486 30	522,927 55	524,688 02	20
41,503 62	41,503 62	1,164 00	1,164 00	42,822 87	42,822 87	21
20,171 99	20,171 99	147 32	147 32	21,091 41	21,091 41	22
3,045 50	3,045 50	3,045 50	3,045 50	23
4,563 68	4,563 68	247 35	247 35	5,914 77	5,914 77	24
873 68	873 68	873 68	873 68	25
58,014 48	58,014 48	4,220 36	4,220 36	82,727 30	82,727 30	26
4,098 48	4,098 48	4,098 48	4,098 48	27
.....	65,310 51	65,310 51	65,310 51	65,310 51	28
14,371 92	14,371 92	446 01	446 01	16,178 54	16,178 54	29
36,242 63	36,242 63	1,717 64	1,717 64	44,479 26	44,479 26	32
5,186 83	5,186 83	224 19	224 19	6,136 07	6,136 07	33
55,640 43	55,640 43	56,156 93	56,156 93	34
1,240,459 35	4,158,560 13	81,459 96	363,245 60	1,566,236 07	5,556,688 30	35
379,112 97	27,512,736 36	50,644 65	2,239,944 37	552,585 17	37,690,805 98	36
23,965 07	23,965 07	23,965 07	23,965 07	37
10,041 25	10,041 25	10,041 25	10,041 25	38
.....	43
8,434 54	16,088 21	11,126 95	21,223 74	44
65,154 75	96,391 42	2,571 44	4,125 33	78,844 36	116,407 30	45
2,871 91	2,871 91	2,871 91	2,871 91	46
3,578,629 51	4,173,401 28	202,530 34	251,711 85	4,759,146 68	5,625,116 08	47
40,434 95	40,434 95	4,450 06	4,450 06	55,396 15	55,396 15	48
14,436 46	14,436 46	14,436 46	14,436 46	49
5,425 66	5,425 66	5,425 66	5,425 66	50
\$32,288,629 31	\$2,453,286 39	\$43,581,209 03

¹M. & W., Jan. 1, 1901, March 31, 1901, add \$6,136.07.

²Discontinued operating July 1, 1901.

³\$57,191.53 was contributed by proprietors.

⁴January, February and March, 1901.

Expenses, 1901.

Statement to the railroad commissioner of Wisconsin, of the monthly expenses for 1901.

NAME OF COMPANY	OPERATING EXPENSES.		TAXES.	
	Wisconsin.	Whole line.	Wisconsin.	Whole line.
1 Abbotsford & Northeastern.....	\$19,304 76	\$19,304 76	\$75 80	\$75 80
2 Ahnapee & Western.....	27,488 16	27,488 16	170 00	170 00
4 Big Falls Ry. Co.....	8,084 07	8,084 07	105 60	105 00
5 B. H. & G. W., op. by B. T.	8,779 12	8,779 12	49 20	49 30
6 Chi. Milwaukee & St. P. ¹	8,324,893 16	27,964,034 82	525,188 74	1,329,465 04
7 Chicago & Northwestern ²	8,187,706 97	27,710,810 02	418,161 33	1,415,242 29
8 Chi., St. P., M. & O. ³	3,060,796 58	6,796,094 45	180,711 16	421,423 36
9 Chicago, Bur. & Q. ⁴	864,378 65	32,989,499 17	58,819 37	1,834,470 75
10 Chicago, Lake Shore & E. ⁴	49,535 87	1,337,076 74	1,750 18	11,000 00
11 Chicago & Lake Superior.....	5,328 98	5,328 98	15 00	15 00
12 C., M. & N., op. by Ill. Cen.	133,068 66	1,006,341 86	527 96	50,732 63
13 Chippewa Ry. & Menomonie	48,059 34	48,059 34	165 00	165 00
14 Drummond & South West..	12,635 99	12,699 35
15 Duluth, S. Shore & Atlantic	247,738 17	1,623,528 73	12,741 22	82,741 70
16 Duluth, Sup. & W. T. Co.	160,460 96	160,460 96	24,093 00	24,033 00
17 Dunbar & Wausaukee	5,554 57	5,554 57	192 00	192 00
18 Eastern Ry. Co. of Minn....	417,632 40	1,747,488 70	30,805 83	152,209 72
19 Fairchild & North Eastern.....	11,374 76	11,374 76	165 00	165 00
20 Green Bay & Western	350,585 38	14,654 20
21 Hawthorne, Neb. & Sup....	30,937 90	30,937 90	242 83	242 83
22 Hazelhurst & South Eastern.....	33,236 16	33,236 16	100 00	100 00
24 Iola & Northern	4,852 19	4,852 19	29 50	29 50
25 Glenwood & Northeastern.....	4,307 65	4,307 65	75 00	75 00
26 Kewaunee, Green B. & W....	41,641 06	41,641 06	2,530 04	2,530 04
27 L. S. & E., op. Davis, L. Co.	7,612 90	7,612 90
28 L. S. Ter. & Trans. Ry. Co.	53,448 58	53,448 58	161 93	161 93
29 Mattoon Ry. Co.	10,336 27	10,336 27	105 60	105 60
32 Marinette, Tomahawk & W.	45,962 98	45,962 98	175 23
33 Minnesota & Wisconsin.....	6,724 94	6,724 94	1,313 92	1,313 92
34 Minn., St. P. & Ashland.....	60,165 87	60,165 87	192 50	192 50
35 Minn., St. P. & S. Ste. M....	740,138 88	2,704,617 01	62,649 44	265,091 10
36 Northern Pacific	301,405 89	19,138,421 63	22,103 41	1,028,723 00
37 Northwestern Coal Ry. Co.	18,811 77	18,811 77	874 26	874 26
38 Osh. Tr. Co. op. C. & N. W.	2,680 29	2,680 29	260 00	260 00
44 Winona Bridge Ry. Co.	3,507 18	6,661 29	206 63	294 13
45 Wisconsin & Michigan	53,227 50	95,219 33	279 32	1,079 17
46 Whitcomb & Morris	2,900 00	2,900 00	30 00	30 00
47 Wisconsin Central	3,089,243 70	3,664,583 28	185,889 47	210,082 95
48 Wis. West. (suc. K. V. & N.)	47,648 17	47,648 17	248 96	248 96
49 Robbins Railroad Co.	10,320 00	10,320 00	130 00	130 00
50 Chip. Val. & Northern Ry....	4,974 46	4,974 46

¹Expenses estimated, revenue train mileage basis.

²Expenses estimated on road mileage basis. The sinking funds are included in interest.

³The C., St. P., M. & O. add for future improvements, Wisconsin, \$275,100.00; whole line, \$600,000.00; also add for M. & W. R. R., \$8,068.31.

⁴Other deductions, Wisconsin, \$13,384.55, and whole line, \$450,375.00, is included in rentals and interest.

Expenses, 1901.

penses of the several railways of Wisconsin, for the year ending December 31,

RENTALS AND INTEREST.		DIVIDENDS.		Total.		No.
Wisconsin.	Whole line.	Wisconsin.	Whole line.	Wisconsin.	Whole line.	
\$6,720 00	\$6,720 00		\$10 48	\$26,111 04	\$26,111 04	1
20,400 00	20,400 00			48,058 16	48,058 16	2
540 00	540 00			8,729 15	8,729 15	4
81,555 77	81,555 77			90,384 19	90,384 19	5
1,620,304 00	6,282,683 20	\$1,569,912 73	\$6,087,292 50	12,040,298 63	41,663,475 56	6
2,219,771 72	7,452,782 15	1,165,881 52	3,914,394 00	11,991,521 54	40,493,228 96	7
601,179 36	1,557,461 49	712,197 86	1,715,726 00	4,554,884 96	10,455,305 30	8
240,515 14	8,564,965 04	213,002 41	7,294,603 25	1,376,715 57	50,683,518 21	9
114,939 50	668,700 00	6,540 00	60,000 00	172,765 55	2,076,776 74	10
				5,343 98	5,343 98	11
135,603 02	343,500 00			269,199 64	1,400,574 49	12
				48,224 34	48,224 34	13
3,000 00	3,000 00			15,635 99	15,635 99	14
166,143 24	900,643 33			426,622 63	2,606,913 76	15
200,000 00	200,000 00	200,000 00	200,000 00	404,553 96	404,553 96	16
				5,747 49	5,747 49	17
	519,008 18		1,920,000 00		4,338,706 60	18
				11,539 76	11,539 76	19
	4,716 72		93,000 00		462,956 30	20
		22,596 49	22,596 49	53,777 22	53,777 22	21
				33,336 16	33,336 16	22
				4,881 69	4,881 69	24
747 15	747 15			5,129 80	5,129 80	25
20,508 00	20,508 00			64,679 10	64,679 10	26
				7,612 90	7,612 90	27
11,700 00	11,700 00			65,310 51	65,310 51	28
				10,441 27	10,441 27	29
				46,128 21	46,128 21	32
29 45	29 45			8,068 31	8,068 31	33
				60,358 37	60,358 37	34
396,252 55	1,447,044 30			1,199,040 87	4,416,662 41	35
	6,647,557 47		6,950,000 00	323,599 30	33,764,715 10	36
11,000 00	11,000 00			30,686 13	30,686 13	37
		7,350 00	7,350 00	10,290 29	10,290 29	38
10,065 98	19,200 00			13,779 79	26,265 42	44
36,994 46	65,815 85			90,501 08	162,074 35	45
				2,930 00	2,930 00	46
1,297,151 22	1,471,864 95			4,571,784 39	5,346,531 18	47
3,446 21	3,446 21			51,443 34	51,443 34	48
				10,440 00	10,440 00	49
				4,974 46	4,974 46	50

Gross Earnings, and Tax, Per Mile.

Statement of gross earnings per mile, tax per mile and deficit.

Name of Company.	Gross earnings per mile year ending Dec. 31, 1901.	Tax per mile year ending Dec. 31, 1902	Net earnings of railroads in Wisconsin year 1901.	Total miles of operated railroad in Wisconsin Dec. 31, 1901.
Railroads of the first class paying 4%:				
Chicago, Milwaukee & St. Paul	\$8,082 95	\$320 86	\$4,686,088 64	1,687.18
Chicago & Northwestern	8,416 20	321 14	5,515,756 94	1,758.91
Chicago, St. Paul, Minn. & Omaha	6,681 32	275 26	1,111,085 43	652.42
Chicago, Burlington & Quincy	7,226 90	289 08	743,933 60	222.57
Mil., Bay View & Chicago, op. by C. L. S. & E. Ry. Co.	4,323 60	172 95		17.33
Duluth, Superior & West. Ter. Co.	97,493 77	3,899 75	440,100 71	6.16
Eastern Railway of Minnesota	19,841 50	735 66	359,321 04	38.15
Minneapolis, St. P. & S. Ste. M.	5,293 99	211 92	840,772 75	196.38
Northern Pacific	4,723 26	188 93	251,179 28	117.61
Wisconsin Central	5,246 20	269 85	1,669,902 98	906.47
Average tax per mile		\$294 11		
Railroads of the second class paying 3½%:				
Duluth, South Shore & Atlantic	2,798 41	97 85	51,476 32	111.23
Northwestern Coal	2,995 63	109 85	4,278 94	8.00
Average tax per mile		\$98 40		
Railroads of the third class paying 3%:				
Green Bay and Western	2,324 12	69 73	59,971 25	225.00
Kewaunee, Green Bay & Western	2,245 25	67 36	18,048 20	36.70
Oshkosh Transportation Co.	2,235 05	70 65	7,100 96	4.20
Average tax per mile		\$69 08		
Railroads of the pontoon class paying 2%:				
Winona Bridge Ry.	20,605 46	412 10		.54
Average tax per mile		\$412 10		
Railroads paying \$5.00 per mile and 2½% in excess of \$1500.00 per mile:				
Abbotsford & Northeastern	1,548 00	6 20	4,088 11	15.16
Dunbar & Wauzaukee	1,565 74	6 60	21,653 07	17.50
Hawthorne, Nebagamon & Sup.	1,647 03	16 16	11,884 97	22.00
Wisconsin & Michigan	1,965 21	16 62		40.12
Average tax per mile		\$13 01		
Railroads of the \$5.00 per mile class:				
Ahnapee & Western	1,362 20	5 00		34.00
Big Falls	403 38	5 00		21.00
Bayfield Transfer	739 04	5 00		9.86
Chicago & Lake Superior	1,363 36	5 00		3.00
Illinois Central (C. M. & N. Div.)	1,120 89	5 00		91.21
Chippewa River & Menomonic	1,491 91	5 00	5,112 11	35.75
Drummond & Southwestern	688 70	5 00		21.72
Fairchild & Northeastern	1,097 36	5 00		33.00
Hazelhurst & Southeastern	1,240 66	5 00		17.00
Holmes & Son	72 50	5 00		42.00
Tola & Northern	1,258 42	5 00	1,033 08	4.70
Glenwood & Northeastern	61 74	5 00		14.15
Lake Shore & E. (J. R. Davis Co.)	241 08	5 00		17.00
Lake Superior Ter. & Tr. Ry. Co.	516 80	5 00		15.70
Mattoon Ry.	504 66	5 00		29.36
Marquette, Tomahawk & W.	962 75	5 00		46.20
Minneapolis, St. P. & Ashland	1,234 21	5 00		45.50
West Range		5 00		7 00
Whitcomb & Morris	476 98	5 00		6.00
Chippewa Valley & Northern	772 81	5 00	450 23	7.00
Robbins (Log)	555 24	5 00	3,986 46	26.00
Wisconsin Western	1,079 84	5 00	3,952 81	51.30
Total		\$253 17	\$15,791,277 88	

Gross Earnings, and Tax, Per Mile.

Statement of gross earnings per mile, tax per mile and deficit.

Name of Company.	Amount of tax or license fee for the year ending Dec 31, 1902.	Deficit railroads in Wisconsin 1901.	Miles of each class.	Amount of tax of each class.
Railroads of the first class paying 4%:				
Chicago, Milwaukee & St. Paul	\$541,446 83			
Chicago & Northwestern	564,865 01			
Chicago, St. P., Minn. & Omaha	174,349 17			
Chicago, Burlington & Quincy	64,332 49			
Milwaukee, Bay View & Chi., op. by C. L. S. & E. Ry. Co.	3,001 10	\$97,737 95		
Duluth, Sup. & West. Ter. Co.	24,022 47			
Eastern Railway of Minnesota	30,278 14			
Minneapolis, St. P. & S. Ste. M.	62,649 49			
Northern Pacific	22,103 41			
Wisconsin Central	190,227 39		5,702.58	\$1,677,275 50
Railroads of the second class paying 3½%:				
Duluth, South Shore & Atlantic	10,894 27			
Northwestern Coal	838 78		119 23	11,733 05
Railroads of the third class paying 3%:				
Green Bay & Western	15,687 83			
Kewaunee, Green Bay & West.	2,481 82			
Oshkosh Transportation Co.	301 24		265.90	18,470 89
Railroads of the pontoon class paying 2%:				
Winona Bridge Ry.	222 55		.54	222 55
Railroads paying \$5.00 per mile and 2½% in excess of \$1,500.00 per mile:				
Abotsford & Northeastern	94 02			
Dunbar & Wauzaukee	116 27			
Hawthorne, Neb. & Superior	355 57			
Wisconsin & Michigan	667 21	11,667 05	94.78	1,233 07
Railroads of the \$5.00 per mile class:				
Ahnapee & Western	170 00	1,743 97		
Big Falls	105 00			
Bayfield Transfer	49 30	1,541 43		
Chicago & Lake Superior	15 00			
Illinois Cen. (C., M. & N. Div.)	456 55	30,719 93		
Chippewa River & Menomonie	178 75			
Drummond & Southwestern	108 60	677 39		
Fairchild & Northeastern	165 00			
Hazelhurst & Southeastern	85 00	12,244 75		
Holmes & Son	210 00			
Iola & Northern	23 50			
Glenwood & Northeastern	70 75			
L. Shore & E. (J. R. Davis Co.)	85 00			
Lake Superior Ter. & Tr. Ry. Co.	78 50			
Mattoon Ry. Co.	146 80			
Marquette, Tomahawk & W.	231 00			
Minneapolis, St. P. & Ash	227 50			
West Range	35 00			
Whitcomb & Morris	30 00	708 09		
Chippewa Valley & Northern	35 00			
Robbins (Log)	150 00			
Wisconsin Western	256 50		578.55	2,912 75
Total		\$157,040 62	6,761.58	\$1,711,847 81

Street Railways, 1900.

CONDENSED REPORT OF STREET RAILWAYS FOR THE YEAR ENDING DECEMBER 31, 1900.

NAME OF COMPANY.	Length of road in Wisconsin.	MILES OF TRACK.		MILEAGE.		AMOUNT OF STOCK.		INDEBTEDNESS.	
		Single.	Double.	In city.	In town or village.	Preferred.	Common.	Bonded.	All other.
Appleton Electric Light & Power Co..	3.50	3.50	.14	3.50	\$49,500 00	\$13,500 00	\$20,046 40
Ashland Light & Power Co.....	7.00	7 00	1.50	7.00	110,000 00	23,853 00
Chippewa Valley Electric R'y Co.....	22.00	22.00	14.00	8.00	200,000 00	200,000 00	32,359 06
Chi., Harvard & Lake Geneva R'y Co.	5 00	5.00	150,000 00	123,000 00	500 00
Duluth Street R'y Co.....	13.00	13.00	26.00	13.00	300,000 00	2,000,000 00
Fond du Lac Street R'y & Light Co....	6.27	6.27	.80	5.03	1.24	138,300 00	210,000 00	45,121 92
Fox River Electric R'y & Power Co....	13.53	13.53	1.42	6.82	3.87	\$124,900 00	20,600 00	120,050 00	13,500 00
Fox River Valley Electric R'y Co.....	7.80	7.80	.19	7.80	200,000 00	155,000 00	37,549 87
Janesville Street R'y Co.....	7.00	7 00	7.00	50,000 00	75,000 00	42,706 66
La Crosse City R'y Co.....	11.91	11.91	2.52	11.91	200,000 00	132,000 00	2,625 22
Madison Electric Street R'y Co.....	8.50	8.50	.65	8.50	56,000 00	140,000 00	3,275 75
Merrill R'y and Light Co.....	8,000 ft.	20,000 00	52,260 00	7,500 00
Sheboygan Light, Power & St. R'y Co	17.00	17.00	2.40	13.17	6.25	141,100 00	265,000 00	57,256 78
Milwaukee Light & Power Co.....	79.30	44.57	17.37	500,000 00	1,731,000 00	119,121 54
Milwaukee Electric R'y & Light Co....	139.99	10.65	64.67	3,985,200 00	3,500,000 00	8,000,000 00	994,989 21
Twin City Electric Co.....	5.00	2.00	2 00	400,000 00
Waupaca Electric Light & R'y Co.....	4.75	1.34	3.41	40,000 00	9,439 67
Winnebago Traction Co.....	28.00
Oshkosh, Bl. Wolf & Algoma R'y Co }	2.00	30.00	650,000 00	550,000 00

CONDENSED REPORT OF STREET RAILWAYS FOR THE YEAR ENDING DECEMBER 31, 1900.

NAME OF COMPANY.	Total receipts of railway separate from other sources.	Total disbursements on account of railway business separate from other.	Total amount during the year charged to construction	Total amount during the year charged to operating expenses.	Location of company	Name of officer making report.
Appleton Electric Light & Power Co..	\$3,059 24	\$3,515 75		\$3,370 55	Appleton, Wis.	Henry D. Smith, Sec.
Ashland Light & Power Co	20,309 88	17,552 22	\$1,834 20	14,627 92	Ashland, Wis	Geo. F. Merrill, Sec.
Chippewa Valley Electric R'y Co.....	45,408 20	20,700 15	35,582 64	30,700 15	Boston, Mass	Arthur E. Appleyard, Pres.
Chi., Harvard & Lake Geneva R'y Co.	7,511 19		2,674 33	14,267 41	Walworth, Wis.....	H. H. Windsor, Sec.
Duluth Street R'y Co	39,053 80	60,836 89	29,449 30	31,387 59	Superior, Wis.....	Luther Mendenhalle, Sec.
Fond du Lac Street R'y & Light Co...	27,559 40	15,594 90	170,117 42	15,044 55	Fond du Lac, Wis...	F. F. Grover, Pres.
Fox River Electric R'y & Power Co ..	41,786 60	37,280 53	1,014 78	36,494 78	Green Bay, Wis.....	Mitchell Joannes, Gen. Mgr
Fox River Valley Electric R'y Co .. .	37,496 19			29,200 27	Green Bay, Wis.	Henry D. Smith, Sec.
Janesville Street R'y Co.....	13,174 36	11,805 12	242 57	11,562 55	Janesville, Wis.....	G. W. Blabow, Pres.
La Crosse City R'y Co.....	59,849 50	36,408 50	5,111 37	51,890 86	La Crosse, Wis.....	B. E. Edwards, Pres.
Madison Electric Street R'y Co.....	61,903 77	61,027 92	1,107 13	54,906 77	Madison, Wis.....	F. W. Oakley, Pres.
Merrill R'y & Light Co	6,043 12	4,970 51	1,814 31	3,156 20	Merrill, Wis	Ed. S. King, Sec.
Sheboygan Light, Power & St. R'y Co.	31,590 23	52,307 63	13,323 84	38,983 79	Sheboygan, Wis	Ed. L. Debell, Sec.
Milwaukee Light & Power Co	238,836 29	164,107 91	105,876 98	159,610 05	Milwaukee, Wis.....	John I. Beggs, Gen. Mgr.
Milwaukee Electric R'y & Light Co...	1,850,086 10	1,208,728 03	731,075 37	955,193 31	Milwaukee, Wis	John I. Beggs, Gen. Mgr.
Twin City Electric Co.....	18,945 55	15,344 48	All earnings.	All earnings.	Ironwood, Mich	E. D. Nelson.
Waupaca Electric Light & R'y Co .. .	6,367 72	4,023 05	10,082 36	7,077 56	Waupaca, Wis.....	Irwin P. Lord, Pres.
Winnebago Traction Co.....						
Oshkosh, Bl. Wolf & Algoma R'y Co }	89,112 10	75,559 42	19,350 28	56,209 16	Oshkosh, Wis.....	E. E. Downs, Vice Pres.

Street Railways, 1900.

REPORT OF THE RAILROAD COMMISSIONER.

CONDENSED REPORT OF STREET RAILWAYS FOR THE YEAR ENDING DECEMBER 30, 1900.

NAME OF COMPANY.	ITEMS OF OPERATING EXPENSES.									
	General expenses.	Legal expenses.	Injuries and damages	Rentals paid.	Conducting transportation.	Maintenance of ways and structures.	Maintenance of rolling stock.	For producing power.	Amount set aside for depreciation or reserve.	Amount expended for miscellaneous purposes.
Appleton El. L. & P. Co	\$881 9	\$20 00			\$828 75	\$227 37	\$213 62	\$1,100 00		\$116 90
Ashland L. & P. Co.	1,134 29			\$80 00	6,952 10	825 78	1,186 53	4,360 34		88 80
Chippewa Valley Elec. R'y Co.	7,632 75	299 31	\$3,309 23		11,241 55	1,425 66	2,223 10	2,987 03		1,431 49
Chicago, Harvard & Geneva Lake R'y Co				717 47	4,202 17	750 46		8,036 99		560 32
Duluth Superior St. R'y Co.	2,516 39	238 75	398 90	4,719 56	14,673 48	1,371 38	3,172 79	4,296 24		
Fond du Lac St. R'y Co	2,777 64	160 89	558 42		7,138 73	401 74	916 69	3,690 46		
Fox River El. R'y & P. Co	2,456 98	191 24	547 59	150 00	14,382 32	4,502 49	2,605 84	11,338 50		289 89
Fox River Valley El. R'y Co.	3,065 01	183 10	16 00		12,345 94	1,775 63	3,068 57	7,505 07		970 95
Janesville St. R'y Co	392 78			15 00	3,473 19	460 67	266 21	6,970 03		
La Crosse City St. R'y Co.	842 13	1,035 00	368 67		18,669 24	3,845 67	4,338 63	6,052 96		7,034 50
Madison El. St. R'y Co	2,030 42	100 00			15,228 34	22,801 79		11,460 09	\$873 85	1,347 28
Merrill R'y & Light Co	153 58		55 00	960 00	1,530 08	970 05	844 28	240 00		217 60
Sheboygan L., P. & St. R'y Co.	4,120 99	25 00	63 37		8,019 02	3,271 61	5,246 98	7,149 28		11,087 54
Milwaukee L., H. & P. Co	14,307 85	2,388 66	9,120 50	321 44	109,612 19	12,388 24	11,378 47			
The Milwaukee El. R'y Co.	83,412 14	18,500 86	69,942 81	2,083 90	626,548 70	20,601 42	74,100 74	178,718 12	324,000 00	446,623 20
Twin City Elec. R'y Co.	8,035 82						1,790 41	5,400 00		117 25
Waupaca El. L. & R'y Co.	317 99	73 95	50 00	40 00	1,214 11	265 31		1,128 62		297 17
Winnebago Traction Co. (Oshkosh, Black Wolfe & A. R'y Co.)	7,795 86	1,200 00	197 10	300 00	21,279 26	1,032 45	1,528 28	18,099 03		1,777 18

Street Railways, 1900.

CONDENSED REPORT OF STREET RAILWAYS FOR THE YEAR ENDING DECEMBER 31, 1900.

NAME OF COMPANY.	ELECTRIC LIGHTING PLANT, RECEIPTS AND EXPENSES.							Remarks.	
	Amount received from electric lighting.	Amount of operating expenses of electric lighting.	Amount received from other sources.	Amount operating expenses of other sources.	Amount paid by company for interest on bonds.	Amount of other items of interest during year.	Amount of dividends paid on capital stock during year.		Date of payment of dividends.
Appleton El. L. & P. Co.....	\$29,223 02	\$23,940 76	\$7,263 02	\$2,079 20	\$120 00	\$655 24		Plant burned June 30	
Ashland L. & P. Co.....	24,753 88	12,137 41	99 10	492 27	3,666 67	1,377 85		Electric light plant.	
Chippewa Valley Elec. R'y Co.....								No electric light.	
Chi., Harvard & Geneva Lake R'y Co.....								No electric light.	
Duluth-Superior St. R'y Co.....								No electric light.	
Fond du Lac St. R'y Co.....	30,627 83	16,984 57	463 18		2,319 78	5,760 96		Electric light.	
Fox River El. R'y & P. Co.....								No electric light.	
Fox River Valley El. R'y Co.....					4,650 00	2,088 20		No electric light.	
Janesville St. R'y Co.....					7,908 88			No electric light.	
La Crosse City St. R'y Co.....					7,000 00			No electric light.	
Madison El. St. R'y Co.....						420 82		Electric light	
Merrill R'y & Light Co.....	10,838 64	11,214 41	742 18	615 34	13,250 00	1,800 00		Electric light.	
Sheboygan L., P. & St. R'y Co.....	41,669 67	35,333 28			8,762 11	1,105 69		Electric light.	
Milwaukee L., H. & P. Co.....	53,809 61	32,108 72	117 59			\$8,701 40	Dec. 31	Electric light.	
The Milwaukee El. R'y Co.....	354,450 26	174,593 26	16,161 69		399,763 99	13,449 36	224,586 00	Nov. 1	Electric light.
Twin City Elec. R'y Co.....	34,500 41	31,208 34		6,000 00	1,800 00	5,772 00		Electric light.	
Waupaca El. L. & R'y Co.....	6,719 01	3,054 51	400 00		2,400 00	877 39		Electric light.	
Winnebago Traction Co. (Oshkosh, Black Wolfe & A. R'y Co.).....					27,500 00			No electric light.	

Street Railways, 1900.

CONDENSED REPORT OF STREET RAILWAYS FOR THE YEAR ENDING DECEMBER 21, 1901.

NAME OF COMPANY.	Length of road in Wisconsin.	MILES OF TRACK.		MILEAGE.		AMOUNT OF STOCK.		INDEBTEDNESS.	
		Single.	Double.	In city.	In town or village.	Preferred.	Common.	Bonded.	All other.
Appleton Electric Light & Power Co..	3.50	3.50	.14	3.50	\$49,500 00	\$13,500 00	\$20,221 00
Ashland Light & Power Co	7.50	1.50	7.50	150,000 00	106,000 00	22,853 00
Chippewa Valley Electric R'y Co.....	22.00	22.00	14.00	8.00	200,000 00	200,000 00	73,138 69
Chi., Harvard & Geneva Lake R'y Co.	5.50	5.50	5.50	150,000 00	105,000 00
Duluth-Superior Traction Co.....	23.40	23.40	23.40	1,500,000 00	3,500,000 00	2,000,000 00	78,179 97
Fond du Lac Street Railway Co.....	6.27	6.27	.80	5.03	1.24	138,300 00	250,000 00	11,433 87
Fox River Valley Electric R'y & P. Co.	7.80	7.80	.23	4.92	2.88	200,000 00	155,000 00	36,934 67
Fox River Electric R'y & Power Co .	13.53	10.69	1.42	7.24	6.20	124,900 00	20,600 00	120,050 00	18,700 00
Janesville Street R'y Co	7.00	7.00	7.00	50,000 00	75,000 00	42,025 11
La Crosse City R'y Co	12.19	12.19	2.52	12.19	200,000 00	136,000 00	6,035 10
Madison Traction Co	8.49	8.49	.65	8.49	203,000 00	200,000 00	4,763 00
Merrill R'y & Lighting Co	1.52	1.52	1.52	20,000 00	53,280 00	8,058 07
Milwaukee Light, Heat & Traction Co	81.63	40.27	20.68	28.02	53.81	500,000 00	1,974,000 00	43,287 51
Milwaukee Electric R'y & Light Co ...	138.34	10.88	63.73	116.53	21.81	4,500,000 00	6,500,000 00	8,000,000 00	901,214 39
Twin City Electric R'y Co	2.00	2.00	2.00	400,000 00	125,000 00
Waupaca Electric Light & R'y Co	4.75	4.75	1.34	3.41	75,000 00	36,000 00	9,644 51
Winnebago Traction Co. (Oshkosh,
Algoma and Black Wolf R'y Co)	30.00	30.00	15.46	14.54	650,000 00	550,000 00
Sheboygan Light, Power & Heat Co ..	19.40	15.40	2.00	13.17	6.23	141,100 00	300,000 00	37,281 50
Marinette, G., E. L. & Street Ry Co ...	6.50	6.50	6.50	115,000 00	30,000 00	10,140 12

Street Railways, 1901.

CONDENSED REPORT OF STREET RAILWAYS FOR THE YEAR ENDING DECEMBER 31, 1901.

NAME OF COMPANY.	Total receipts of railway separate from other sources.	Total disbursements on account of railway business separate from other.	Total amount during the year charged to construction	Total amount during the year charged to operating expenses.	Location of company.	Name of officer making report.
Appleton Electric Light & Power Co..	\$7,203 47	\$14,170 33	\$10,797 22	\$3,648 11	Appleton, Wis	Henry D. Smith, Sec.
Ashland Light & Power Co.....	23,487 45	20,228 93	728 72	36,075 39	Ashland, Wis	Geo. W. Harrison, Pres.
Chippewa Valley Electric R'y Co.....	53,096 54	40,336 46	32,091 11	40,336 46	Boston	A. E. Appleyard, Pres.
Chi., Harvard & Geneva Lake R'y Co.	7,418 18	9,190 77	2,016 94	7,179 83	Walworth, Wis.....	L. S. Owsley, Pres.
Duluth-Superior Traction Co.....	119,151 65	191,775 19	118,398 20	73,367 99	Superior Wis.....	Calvin G. Goodrich, Pres.
Fond du Lac Street Railway Co.....	34,621 10	25,538 26	521,039 46	25,533 26	Fond du Lac, Wis..	T. F. Grover, Pres.
Fox River Valley Electric R'y & P. Co.	40,453 52	30,097 05	Appleton, Wis.....	Henry D. Smith, Sec.
Fox River Electric R'y & Power Co....	43,359 90	39,497 79	3,132 41	35,634 16	Green Bay, Wis	Mitchell Joannes, Gen. Mgr
Janesville Street R'y Co	17,480 66	13,962 52	1,502 30	12,460 26	Philadelphia, Pa....	G. W. Blabon, Pres.
La Crosse City R'y Co	65,936 11	44,941 9	3,410 60	55,097 74	La Crosse, Wis.....	B. E. Edwards, Pres.
Madison Traction Co.....	70,111 00	67,704 00	9,492 00	58,212 00	Madison, Wis	F. W. Oakley, Pres.
Merrill R'y & Lighting Co	5,844 65	5,018 39	5,018 39	Merrill, Wis	E. S. King, Sec.
Milwaukee Light, Heat & Traction Co	264,122 59	183,600 73	175,760 00	157,657 98	Milwaukee, Wis	John I. Beggs, Gen. Mgr.
Milwaukee Electric R'y & Light Co ...	4,032,205 07	1,301,937 50	3,359,618 49	1,012,347 67	Milwaukee, Wis	John I. Beggs, Gen. Mgr.
Twin City Electric R'y Co	15,945 50	15,292 13	Ironwood	E. D. Nelson, Pres.
Waupaca Electric Light & R'y Co	8,547 42	4,703 26	490 46	8,069 53	Waupaca, Wis.....	Irwin P. Lord, Pres.
Winnebago Traction Co. (Oshkosh, Algoma and Black Wolf R'y Co.) ...	93,742 44	98,729 23	39,364 95	59,364 23	Oshkosh, Wis.....	E. E. Downs, Vice Pres.
Sheboygan Light, Power & Heat Co...	32,070 57	44,008 49	6,261 64	37,746 85	Sheboygan, Wis.....	Edwin L. Debbell.
Marinette G., E., L. & Street R'y Co...	25,359 62	20,681 49	476 19	*49,701 01	Marinette, Wis.....	G. W. Hanley, Sec.

* Includes electric lighting expense.

REPORT OF THE RAILROAD COMMISSIONER.
 Street Railways, 1901.

CONDENSED REPORT OF STREET RAILWAYS FOR THE YEAR ENDING DECEMBER 31, 1901.

NAME OF COMPANY.	ITEMS OF OPERATING EXPENSES.									
	General expenses.	Legal expenses.	Injuries and damages.	Rentals paid.	Conducting transportation.	Maintenance of ways and structures.	Maintenance of rolling stock.	For producing power.	Amount set aside for depreciation or reserve.	Amount expended for miscellaneous purposes.
Appleton El. Lt. & P. Co.....	\$210 00		\$275 00		\$2,120 00		\$53 11	\$990 00		
Ashland L. & P. Co.....	1,436 85	\$259 18	588 90	\$80 00	8,038 37	\$1,482 15	1,662 99	6,390 12		\$290 37
Chippewa Valley El. R'y Co.....	3,806 28	165 20	61 00	130 00	19,556 26	3,780 78	1,347 87	11,845 27		
Chi., Harvard & Lake Geneva R'y.....	799 96		10 40	374 80	1,301 45	363 07	284 54	3,792 42		250 19
Duluth-Superior Traction Co.....	5,401 73	600 00	3,535 07	1,561 70	39,358 14	1,380 60	9,250 44	12,286 25		
Fond du Lac St. R'y Co.....	3,171 42	273 93	48 25		8,413 65	2,129 57	2,476 83	5,026 35	\$1,293 50	704 76
Fox River Valley El. R'y Co.....	2,591 98		267 00		13,312 55	2,242 49	2,763 96	7,887 40		1,031 67
Fox River El. R'y & P. Co.....	2,735 15		389 92	150 00	15,283 24	4,081 14	1,887 39	11,103 32		
Janesville St. R'y Co.....	641 57	2 35	100 00	70 00	3,973 86	858 00	767 69	6,046 79		
La Crosse City R'y Co.....	806 59	500 00	946 51		21,080 15	4,270 19	6,462 32	7,035 32		3,850 31
Madison Traction Co.....	4,153 00				16,718 00	3,667 00	17,527 00	12,000 00	2,407 00	1,740 00
Merrill R'y & Lighting Co.....	208 72			960 00	2,192 11	855 48	374 58	240 00		187 50
Sheboygan L. P. & St. R'y Co.....	3,378 24		151 40		9,033 55	3,076 05	6,128 99	5,374 97		10,603 65
Milwaukee L., H. & P. Co.....	12,520 93	2,641 22	10,564 91	234 32	109,764 25	10,359 80	11,572 55			
The Milwaukee El. R'y & L. Co.....	89,451 57	20,322 07	81,288 30	1,614 92	666,041 28	72,460 76	81,138 87		241,743 43	
Twin City Elec. R'y Co.....	1,658 91				7,152 91	3,326 85	1,353 40			
Waupaca El. Light & R'y Co.....	1,263 45	114 80	30 60	20 00	1,984 73	100 00	203 84	904 76		
Winnebago Traction Co. & Osh. Al- goma & Black Wolf R. R. Co.....	8,570 57	1,212 75	205 58	300 00	25,194 02	3,288 33		18,704 72		1,888 31
Marinette Gas, E. L. & St. R'y Co.....	*4,956 65							7,781 63		36,962 18

* Company could not subdivide amount expended for miscellaneous purposes.

CONDENSED REPORT OF STREET RAILWAYS FOR THE YEAR ENDING DECEMBER 31, 1901.

NAME OF COMPANY.	ELECTRIC LIGHTING PLANT, RECEIPTS AND EXPENSES.								Remarks.
	Amount received from electric lighting	Amount of operating expenses of electric lighting.	Amount received from other sources	Amount operating expenses of other sources.	Amount paid by company for interest on bonds.	Amount of other items of interest during year.	Amount of dividends paid on capital stock during year.	Date of payment of dividends.	
Appleton El. Lt. & P. Co	\$28,403 08	\$0,834 26	\$13,474 57	\$1,509 03					Railway & Light Co.
Ashland L. & P. Co.	24,469 45	16,204 21	75 67	483 73	\$3,666 67	\$1,056 80			Railway & Light Co.
Chippewa Valley El. R'y Co.	32,091 11								Railway only.
Chi., Harvard & Lake Geneva R'y									Railway only.
Duluth-Superior Traction Co.									Railway only.
Fond du Lac St. R'y Co.	35,767 23	25,343 53	411 34		11,524 80	216 48			Railway & Light Co.
Fox River Valley El. R'y Co.					9,300 00	351 17			Railway only.
Fox River El. R'y & P. Co.									Railway only.
Janesville St. R'y Co.									Railway only.
La Crosse City R'y Co.					8,160 00	183 75			Railway only.
Madison Traction Co.					7,000 00				Railway only.
Merrill R'y & Lighting Co.	12,485 20	10,791 92	825 12	518 21		175 90			Railway & Light Co.
Sheboygan L., P. & St. R'y Co.	49,619 43	37,648 54			14,562 50	900 00			Railway & Light Co.
Milwaukee L., H. & T. Co.	61,108 12	38,782 01	146 49		91,694 71	3,682 16	\$13,121 33	Dec. 31	Railway & Light Co.
The Milwaukee El. R'y & L. Co.	385,226 58	173,186 72	24,907 78		400,000 00	10,654 49	262,293 00	Nov. 1	Railway & Light Co.
Twain City Elec. R'y Co.	4,094 75		103 48		1,800 00				Railway & Light Co.
Waupaca El. Light & R'y Co.	7,616 98	3,366 30	60 00		2,250 00	1,008 81			Railway & Light Co.
Winnebago Traction Co. & Osh. Algoma & Black Wolf R. R. Co.					27,500 00				Railway only.
Marinette Gas, E. L. & St. R'y Co.	25,869 00	17,687 72	7,808 69	5,711 07	2,250 00	365 47			R'y, gas & elec light.

Street Railways, 1901.

Manner of Train Operation.

MANNER OF TRAIN OPERATION.

For information of this department and with a view to giving the public the manner of train operation and a description of the safety devices and mechanical interlocking in use by the principal railways of this state, I addressed a letter to Mr. W. H. Elliott, Signal Engineer of the Chicago, Milwaukee & St. Paul Railway company, asking him to give the information. Mr. Elliott is an engineer of long experience in railway engineering, and particularly in the signal work. Mr. Elliott's reply is as follows:

Chicago, Milwaukee & St. Paul Railway Co.

Signal Engineer's Office.

West Milwaukee, November 21, 1902.

MR. GRAHAM L. RICE, *Railroad Commissioner*, Madison, Wis.

DEAR SIR:—As requested in your letter of October 25th, I take pleasure in sending you a report on the methods of train operation on the C., M. & St. P., as affected by the several signal systems which are in use on this road.

The systems we have in use and, for that matter, practically all systems, may be divided into two general classes: those which are known as block and train order systems, and indicate the condition of the track, whether it is occupied or not; and those which have to do with the switches and derails at interlocking plants which indicate how the switches are set and if it is safe for a train to proceed.

The block signals, according to the classification adopted by the American Railway Association, may be divided into three

Manner of Train Operation.

different systems: the Telegraphic, the Controlled Manual, and the Automatic. These systems are based on the general plan of dividing the road into a number of sections or blocks, which may be of any length desired, and placing at the entrance of each block a home or stop signal which will show by the position of the signal or the light displayed whether the block is occupied or not and if the train may proceed. The method of working the signal determines with which one of the three systems named a particular system shall be classed.

In the Telegraphic system, the signals are worked by the operator, who communicates by telegraph with the operator at the other end of the block, and if the last train admitted has passed out of the block he will clear the signal and will admit any other train desiring to proceed. This system is the one that is in use on almost all divisions of the C., M. & St. P. Ry. within the state. It is a great advance over the time interval system, where a train is required to wait a certain length of time before following a proceeding train as, in this latter case, the lapse of a certain interval of time does not insure that the proceeding train will have gone very far and the two trains may get together. Another good reason for the use of the telegraphic system is that the men operating the signal decide between themselves whether a train shall be admitted to the block, and are a check on the dispatcher in case he should make a mistake and give conflicting train orders. The responsibility for the safe movements of trains is by this means placed on the operators as well as the dispatcher, and the excellent results obtained have shown the value of the system.

But even with all the protection that the telegraph system gives, the operators are human and sometimes make mistakes. They forget whether the last train has passed out of the block and admit another when there is a train in the section; they may be busy or may have fallen asleep and, rather than delay the approaching train, they will clear the signal when they

Manner of Train Operation.

should not. In order to prevent mistakes of this kind, the controlled manual system has been designed; and were it not for the great expense involved, this system would be more generally used than it is. With this system two men, those at each end of the block, have to work together to admit a train; and after once clearing the signal, the signal can not be again cleared until the last train admitted has passed out of the block. The system is absolute, and will prevent accidents so long as it is kept in order; but as it is expensive, and but one train only can be allowed in the block at the same time, it has been introduced in but few places and on few roads. The Fry and Basford arrangement of this system, which has been patented by Mr. U. J. Fry, superintendent of telegraph of the C., M. & St. P., is in use at one place on the C., M. & St. P. in Wisconsin, and has proved a decided success.

As both the telegraphic and the controlled manual systems require men to work them, their operation is expensive; and as men sometimes make mistakes, get drunk, and sometimes go to sleep on duty, or do other things which may cause an accident, a system has been designed which is automatic in its working, and will admit a train to the block if the section is clear, and will indicate to a train that it must stop in case the section is occupied. This system is therefore aptly named the Automatic system. In this system, the working of the signal is controlled by means of a current of electricity which is made to pass through the rails of the track. A battery is placed at one end of the block and a relay at the other, and when a train enters the section it gets between the battery and the relay and cuts the current off from the relay, and in turn the relay cuts the current from the signal, and the signal changes to the stop position. When the train passes out of the block, the relay picks up again, and the signal assumes the clear position, allowing the next train to enter the block.

There are many types of signals used in this system. The two principal ones are known as the Enclosed Disc, which

Manner of Train Operation.

is being extensively introduced by the C. & N. W. Ry., and the Semaphore, which is being used by the C., M. & St. P. With the disc type, the indicator for "Clear" or for "Stop" is given by the appearance of a disc showing in an opening in a case; and with the semaphore type, the indications are given by the position of the signal arm. At night the indications are given with each type by means of lights of different color. The automatic signal has much to commend it over the telegraphic system, in that for the signal to show clear, the block must not only be clear, but all switches must be set for the main line and the rails of the track must be continuous, as a broken rail, where the rails separate, will cause the signal to assume the stop position; and should any cars be blown out on main line from a side track or be left on the main line by a train switching at a station, the signal will show stop, and prevent an accident.

The automatic system is very expensive and, as the use of this system does not to any great extent permit of a reduction in the force of operators employed, the installation of this system for use on single track is not warranted unless a large number of trains are run and the track is worked very near to its full capacity. With the use of double track, however, there are great advantages in using this system, as the length of the blocks controls the number of trains that can be run, and by making these short,—which can be done at slight additional expense over what the longer block will cost—a larger number of trains will be run in a given time with corresponding increase of efficiency in the train service. In the automatic system, the several parts are all designed to cause the signal to show, stop, in case any of the parts should fail, and a failure of this signal does not create a condition which might lead to an accident, but is entirely on the side of safety. But the objection has been urged by many experienced operating officials that on account of there being no operator at hand to report a failure of the trainmen to obey the indication

Manner of Train Operation.

of the automatic signal, that they disregard its stop indication sometimes and finally get careless, with the result that an accident happens sooner or later and, although the system was not at fault, the accident occurred. This objection is a strong one, and is to be overcome only by strict discipline on the part of the company where these signals are used. If the men know they will be discharged for improperly running by an automatic signal when they should not, it is a powerful incentive to keep them watchful and observant of the indications of the signal. By properly putting the signal in the stop position for an occasional test, and watching if the trainmen obey the indications and make the stop, a check is readily put on the men and proper discipline in regard to the signal is easily maintained.

The C., M. & St. P. has a number of automatic signals in use in various parts of the state. Twenty-one of these signals are in service in the Terminal district in Milwaukee and giving good service. It is expected that the system will be enlarged next year. A set of these signals is in use to protect trains using the tunnel which is situated on the La Crosse division between Tomah and Sparta, and the service has been very satisfactory.

On single track lines where trains may come into head on collisions with each other, a system more positive in its working than any that have been described is absolutely necessary and must be so arranged as to make it practically impossible to allow two trains running in opposite directions to enter the block at the same time. The Staff system, which is extensively used in England and is being used at many places in the United States, will fulfill these conditions. A set of these instruments is in use on the C., M. & St. P. Ry. between Beloit, Wis., and Rockton, Ill. In this system, there is an instrument at each end of the block and each instrument is provided with a number of staffs. The instruments are so connected, electrically, that when a staff is withdrawn from either

Manner of Train Operation.

instrument no other staff can be withdrawn until this staff has been placed in one or the other of the two instruments. A staff withdrawn and given to the engineer as a ticket or permit for the train to run through the block, will lock both machines and render it impossible to withdraw a second staff; and by requiring engineers when using the block to have one of these staffs in their possession, it follows that but one train will be permitted to occupy the block, and there can therefore be no collision with another train.

The staff system is particularly adapted for use in places where two or more roads are running trains on the same piece of single track, as with this system it is not necessary to issue train orders or to have a register checked over, and the time required for these operators may be saved. With the staff system perfected so that staffs may be delivered and received from fast-moving trains,—and an arrangement for this purpose is now being used by several roads,—this system will be more generally used than it is; for, with the increasing number of trains on our single track lines and the time required to send and deliver train orders, some system must be put in which will reduce these delays or else the road must be double tracked in order to handle the business.

In addition to the systems that have been spoken of, there are several that possess more or less merit but have not as yet come into very general use. In one of these systems, there is no signal employed, but a light is displayed in the cab where it can be seen by the engineer at all times. This system, while good in theory, does not work so well in actual practice. The proper insulation of the electric current is somewhat difficult to maintain, and owing to the controlling device working intermittently, the apparatus can not be arranged so that a failure, if one should occur, will cause the danger or stop indication to be always shown in the cab. This is a fatal objection, and besides, it may be urged that in giving the indications in the cab, there is no way of knowing if the engineer

Manner of Train Operation.

really obeys the indications given. It is impossible to provide a check on his actions, and while he may obey the indications when a foreman was riding on the engine with him, he would be very apt not to if there was no one on the engine and time might be saved by disregarding the indication. With a semaphore signal plainly indicating stop, and with a derail to put the engine on the ground if the signal is run by, our engineers occasionally run by the signal and off the track at the derail, and in these cases most generally make the claim that the derail was taken away from them, although the derail would be locked so that it is a mechanical impossibility for this to have been done. If this is what happens when the facts show for themselves, how much more likely is the indication to be disregarded when it can not be seen by anyone except by those in the cab, and where, if an accident should happen, the apparatus would be so broken up that it could not be told if the indication had been given for clear or for stop.

In another new system the semaphore signal is used and controlled the same as with the automatic systems, and in addition certain apparatus is provided by which the air brake may be applied on the train in case the signal is run by in the stop position. There are several novel features about this system, one of them being that the power gained to work the signal and the safety stop and air applying device is obtained through a set of springs which are wound up by the deflection of the rails under the wheels of a passing train. There are several good points about this system, but it has not been in use long enough to show what it will do. A large battery current is required to work the controlling device, and there may not be sufficient power stored in the machine to work the parts with snow and ice on the ground. The application of the brakes on the train in case the signal is run by when in the stop position is a good feature, but has the disadvantage of operating under all conditions. As the rules provide that if the signal does not clear at the expiration of one minute

Manner of Train Operation.

stop at the signal, the train may proceed, a train running by a signal that is out of order has the air applied although the trainmen comply with the rules and there may be no train in the block. With a small train the brakes may be readily released, but with a 50-car freight train considerable time is required and serious delays be occasioned to more trains than to the one stopped.

As the block signals are intended to control trains and make the use of any track safe, so the interlocking signals are designed to indicate to trainmen the track or route that is set for them and if it is proper for the train to proceed. Whether the interlocking be large or small, all are arranged on the principle that the levers working the switches and signals must be so interlocked that two routes can not be set and the signals cleared at the same time to allow two trains to come together at a conflicting point; and in addition to this, the signals must be so interlocked with the switches they govern that the signals can not be cleared until the switches have been set right and it is safe for the train to proceed.

Interlockings are most generally put in for the protection of crossings, junction points or drawbridges where, unless there was some such protection it would not be safe for trains to run by without first making a stop. At these places it is usual to provide a derail between the signal and the fouling point of a conflicting road so that a train would be derailed and put on the ground in case the signal should be run by when in the stop position. The derail might be termed the "court of last resort," as it enforces obedience to the indication of the signal and protects trains for which the signals have been cleared.

These interlockings may be very differently constructed and operated, but with the ones most commonly used the levers are mechanically connected to the switches and signals they control and are assembled in a tower centrally located where the operators will have a good view of the tracks and be able

Manner of Train Operation.

to allow trains to proceed with as little delay as possible. Two of these mechanically connected interlockings have been put in use in this state by the C., M. & St. P. during the year, and four others are being enlarged. Nearly all of the crossings and drawbridges on the most important divisions of the C., M. & St. P. in the state are interlocked, and many of those on divisions that are not so important.

At places where the tracks are complicated and it would be difficult to put in the mechanical connections, owing to lack of room or of the number of turns required, or where the functions to be worked are so far away from the lever that it would require too heavy a pull on the lever, it is necessary to use some form of power machine where the work of moving the switches, derails and signals is performed by compressed air or by electricity. There is one of the power machines in use on the "Omaha" road near Eau Claire, where the derails and signals are worked by electric motors and the controlling levers are placed in a tower centrally located. Such a system works very easily and safely, and where the conditions are such as to warrant the expense they will undoubtedly come into greater use than at present.

While there are no laws in this state relating to the running of trains by train orders or by any of the several block signal systems, the questions relating to protection of train movements at crossings and drawbridges where serious accidents may happen, have been fully covered. In these laws it is provided that all trains must first come to a stop before proceeding over crossings and drawbridge, in order to insure that it is safe for the train to proceed. In order to encourage the introduction of safety appliances and allow trains to save the time required to make a stop, the law also provides that if an interlocking is installed at crossings, drawbridges, etc., and if such interlocking is inspected and approved by the railroad commissioner, that trains may go over these places without stopping, provided the signals are at clear for them to pro-

Manner of Train Operation.

ceed. When, therefore, an interlocking is to be put in, the plans are submitted to you for approval, and, on the work being completed, the interlocking is put in service and an inspection on your part asked. After the inspection has been made and the permit issued, bulletins are put up by the roads concerned and trains notified that when the signals are at clear for them to proceed, no stop is to be made.

This article, as you will have found, deals with methods of train operation from the standpoint of the signal engineer, and this is but right, since the running of the trains and train operation from the standpoint of the dispatcher is directed by the superintendent and is entirely under his control. Thanking you for this chance to show that the C., M. & St. P. is keeping up with the great advance that the science of signaling is making, I remain,

Yours very truly,

W. H. ELLIOTT,
Signal Engineer.



INDEX.

A.

	Page.
Abbotsford & Northeastern Ry.	21
Ahnapee & Western Ry.	27
Amount set apart for depreciation, electric railways.....	360
Amount of tax, 1902	357
Accrued interest, Wisconsin, 1901	351
Automatic signals, C., M. & St. P.	369

B.

Big Falls Ry., report of	35
Bayfield Transfer Ry., report of	38
Bayfield Harbor & Great Western, report of	38
Bonded indebtedness, Electric Ry., 1901	362
Block and train order system	366

C.

Condition of railroads	4
Complaints against railways	17
Cattle guards	18
Chicago & Northwestern Ry., report of.....	72
Chicago, Milwaukee & St. P. Ry., report of.....	44
Chicago, St. Paul, Minneapolis & Omaha, report of.....	86
Chicago, Burlington & Quincy, report of	100
Chicago & Lake Superior Ry., report of	115
Chicago, Madison & Northern Ry., report of.....	116
Chippewa River & Menomonie, report of	131
Capital stock electric railways, 1901	362
Construction electric railways, amount expended	359
Car companies' earnings from 1901	353
Cost of road, Dec. 31, 1901	35f

D.

Deficit, 1901	6
Drummond & Southeastern Ry.	136
Duluth, South Shore & Atlantic Ry.	130
Duluth, Superior & Western Terminal Co., report of	153
Dunbar & Wausaukee Ry., report of	159
Disbursements, electric railways, 1901	363

Index.

	Page.
Dividends, electric railways, 1901	364
Dividends, electric railways, 1900	361
Depreciation fund set aside for electric railways	360
Dividends, steam railways	355
Deficit, roads in Wisconsin, 1901	357
Dividends, steam railways, 1901	349
 E. 	
Extensions, railways	5
Electric railways, miles of	14
Eastern Railway of Minnesota, report of	161
Electric railways, 1901, location of	363
Electric railways, 1901, officers of	363
Electric railways, 1901, operating expenses	364
Electric light plants of street railways	364
Electric railways, dividends paid by	364
Elliott, W. H., report of	366
Electric railways, general report of	362
Expenses, steam railways, 1901	355
Earnings, steam railways, 1901	356
Earnings, net, steam railways, 1901	356
Electric railway, general report of, 1900.....	358
Electric railways, location of	359
Electric railways, officers of	359
Earnings, gross, of electric railways, 1900	359
Earnings per mile of road, steam railways, 1901.....	351
Earnings, passenger, 1901	352
Earnings, freight, 1901	353
Earnings, express, 1901	353
Earnings, other sources, 1901	353
Expenses, each road, 1901	354
Earnings, 1900	347
Expenses, 1900	348
Earnings, gross and net, 1901	350
 F. 	
Fairchild & Northeastern Ry., report of	172
Fry, U. J., safety device	367
Fry-Bashford arrangement	367
 G. 	
Grain, inspection of	12
Green Bay & Western Ry., report of	176
Great Northern Ry., report of	329
Gross receipts, railways, 1901	344

Index.

H.	
	Page.
Highway crossings	11
Hawthorne, Nebagamon & Superior Ry.	188
Hazelhurst & Southeastern Ry.	193
Holmes & Sons Ry.	198
I.	
Improvements of railways	5
Inspection of grain	12
Indebtedness, electric railways, 1901	362
Indebtedness, electric railways, 1900	358
Interest accrued, 1901	351
Interest paid steam railways, 1901	351
Interest accrued and paid, 1900	349
Indebtedness, interest bearing, Wisconsin, 1900	344
Interest paid, 1901	345
Indebtedness, interest bearing, 1901	350
Interlocking plants installed	8
Illinois Central R. R., report of	116
Iola & Northern Ry., report of	199
K.	
Killed, trespassers, 1901-1902	13
Kewaunee, Green Bay & Western Ry.	205
L.	
Letter of transmittal	2
Land grants to railroads	14
Land grant, C. & N. W.	15
Land grant, Northern Pacific	15
Land grant, Wisconsin Central	17
Lands, railway, unsold	17
Lake Superior & Transfer Ry., report of	214
Legal expenses, electric railways	360
M.	
"Mergers"	5
Maps	12
Milwaukee, Bay View & Chicago, report of	112
Mattoon Ry.	220
Marinette, Tomahawk & Western Ry.	221
Minneapolis, St. Paul & Ashland Ry.	229
Miscellaneous expenditures, electric railways	360
Mileage, electric railways, 1901	362

Index.

	Page.
Maintenance of way, the electric railways	360
Mileage, steam railways, 1901	356
Mileage, electric roads, 1900	358
Mail earnings, 1900	347
Minneapolis, St. Paul & Sault Ste. Marie	273
N.	
Northern Pacific Ry. Co., report of	230
Northwestern Coal Ry. Co., report of	251
Northern Pacific Ry.	230
Northwestern Coal Ry.	251
O.	
Operating expenses, electric railways, 1901	363
Operating expenses, 1900	354
Oshkosh Transportation Co.	256
P.	
Personnel of office	1
Protection at street crossings	11
Passenger earnings, 1901	346, 352
Power, amount paid by electric railway	360
R.	
Recommendation for legislation	10
Rentals paid electric railways, 1900	360
Rolling stock, electric railways	360
Rentals, steam railways	355
Receipts of roads, 1901	350
Report of treasurer, 1901	344
Railway organizations, new ones	18
Receipts, electric railways, 1901	363
Rate of taxation, 1901	345
S.	
Safety devices	366
Signals, block system	366
Stock, electric railways, 1901	362
Street railway reports, 1900	358

Index.

T.

	Page.
Tax, average per mile, 1902	6
Tax, statement of	6
Tax, amount of, 1902	6
Tax of railways in all states	7
Train, manner of operation of	366
Tax of each class of railways, 1902	357
Tax of each road, 1902	351
Tax of each road, 1901	354
Trespassers, killed and injured	13
Tax per mile each road, 1902	356

W.

Warehouses	12
Winona Bridge Ry. Co., general report of.....	258
Wisconsin & Michigan Ry. Co., general report of.....	261
Whitcomb & Morris, general report of	295
Wisconsin Central Ry., general report of	296
Wisconsin Western Ry., general report of	318