

Tryptar advertisement.


[s.l.]: [s.n.], 1948

<https://digital.library.wisc.edu/1711.dl/B5FS4FW4TNP4E87>

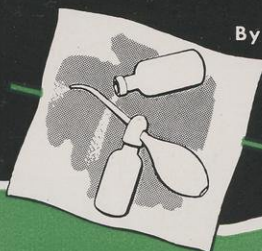
<http://rightsstatements.org/vocab/InC/1.0/>

The libraries provide public access to a wide range of material, including online exhibits, digitized collections, archival finding aids, our catalog, online articles, and a growing range of materials in many media.

When possible, we provide rights information in catalog records, finding aids, and other metadata that accompanies collections or items. However, it is always the user's obligation to evaluate copyright and rights issues in light of their own use.




By Instillation



By Powder Application



By Wet Dressing



By Hypodermic
Infiltration

Announcing

INDICATIONS :

- Empyema (tuberculous,
mixed or non-tuberculous)
- Amputation stumps
- Subcutaneous hematomas
- Osteomyelitis
- Diabetic gangrene
- Varicose ulcers
- Decubitus ulcers,
carcinomatous ulcers
- Soft tissue abscesses,
sinuses, fistulae
- Second and third degree burns

Tryptar

THE ARMOUR LABORATORIES BRAND OF PURIFIED CRYSTALLINE TRYPSIN

a new agent for **SELECTIVE PHYSIOLOGIC DEBRIDEMENT**

Tryptar, a dramatic advance in general practice and surgery, for the first time provides SELECTIVE PHYSIOLOGIC DEBRIDEMENT of surfaces covered with necrotic tissue and pyogenic membranes.

Debridement of superficial ulcerations with Tryptar is accomplished within hours. In empyema, clearing and often sterilization of the pleural cavity may be obtained within days; in tuberculous empyema particularly, Tryptar introduces a radical change in treatment, with a greatly improved outlook.

Tryptar digests, selectively, only non-viable cells and tissues, and is completely innocuous for living tissue. Healing of lesions is induced by removal of local obstacles and promotion of the humoral defense mechanisms of the body. When surgery is indicated, Tryptar creates a clean operative field, greatly reducing the surgical risk in conditions inaccessible to antibiotics. Tryptar causes neither local nor antigenic reactions and is non-sensitizing.

How Supplied: Packaged in cartons containing 4 vials of Tryptar, 250,000 Armour Units (250 mg.), and 4 vials of Tryptar Diluent, plus 2 plastic adapters for use with powder blower.



THE ARMOUR LABORATORIES

CHICAGO 11, ILLINOIS

world-wide dependability

PHYSIOLOGIC THERAPEUTICS THROUGH BIORESEARCH