



# LIBRARIES

UNIVERSITY OF WISCONSIN-MADISON

## Wisconsin football 2003. 2003

Madison, Wisconsin: UW Sports Information Office, 2003





<https://digital.library.wisc.edu/1711.dl/V4U5WL5WV7QWS8U>

<http://rightsstatements.org/vocab/InC/1.0/>

The libraries provide public access to a wide range of material, including online exhibits, digitized collections, archival finding aids, our catalog, online articles, and a growing range of materials in many media.

When possible, we provide rights information in catalog records, finding aids, and other metadata that accompanies collections or items. However, it is always the user's obligation to evaluate copyright and rights issues in light of their own use.

U N I V E R S I T Y O F W I S C O N S I N




**WISCONSIN**

**FOOTBALL MEDIA GUIDE**

# WISCONSIN


in the  
**Alvarez Era**




Ron Dayne became college football's all-time rushing leader and won the 1999 Heisman Trophy in the process. The Badgers have had at least one major award finalist each of the past five seasons.



Captains Chris McIntosh and Donnell Thompson hoisted the Big Ten Championship trophy in 1999. Wisconsin has won three Big Ten titles and three Rose Bowls since 1993. The Badgers won back-to-back league crowns in 1998 and 1999.



The Badgers celebrated their seventh bowl win in eight tries after Mike Allen's 37-yard field goal upset 14th-ranked Colorado in the 2002 Alamo Bowl. The Badgers are one of only five teams in the nation with two Bowl Championship Series victories.



Philadelphia Eagles All-Pro defensive back Troy Vincent was named the 2002 Walter Payton NFL Man of the Year for his tireless community service as well as his on-field excellence. Vincent was the first of Coach Barry Alvarez's 25 All-Americans and seven first-round NFL draft choices at Wisconsin.



Wisconsin has had a 1,000-yard rusher for a Big Ten-record 10 straight seasons. Only one other school in history has had a longer streak. Michael Bennett (above) helped keep the string going with a 1,681-yard season in 2000.

- ▶ 7-1 record in bowl games
- ▶ 3 Big Ten and Rose Bowl titles
- ▶ 2 Bowl Championship Series wins
- ▶ 10 straight 1,000-yard rushers
- ▶ 7 first-round NFL draft picks
- ▶ 25 All-Americans
- ▶ 50 first-team All-Big Ten honorees
- ▶ 84 Academic All-Big Ten selections

# CONTENTS

## Badger Football

- 2-5 The Alvarez Era
- 6-7 Camp Randall Stadium
- 8-9 NFL Badgers
- 10 Badgers Among the Best
- 11 Community Service
- 12 Strength & Conditioning
- 13 Big Ten Football
- 14 Big-time Media Exposure

## Personnel

- 15-20 Head Coach Barry Alvarez
- 21 Asst. Coach Kevin Cosgrove
- 22 Asst. Coach Jeff Horton
- 23 Asst. Coach Jim Hueber
- 24 Asst. Coach Rob Ianello
- 25 Asst. Coach Ron Lee
- 26 Asst. Coach Henry Mason
- 27 Asst. Coach Brian Murphy
- 28 Asst. Coach John Palermo
- 29 Asst. Coach Brian White
- 30 Football Support Staff
- 31 Senior Department Staff
- 32 Department Heads

## 2003 Badgers

- 33 2003 Items of Interest
- 34-35 Numerical Roster
- 36-37 Alphabetical Roster
- 38 Depth Chart
- 39-70 Player Bios

## 2002 Season Review

- 71 Season Notes / Honors
- 72-73 Final Statistics
- 74 Game-by-Game Team Statistics
- 75 Starting Lineups / UW P.O.W.
- 76 Game-by-Game Individ. Offense
- 77 Game-by-Game Individ. Defense
- 78 Game-by-Game Individ. Sp. Teams
- 79 Miscellaneous UW Stats
- 80-86 Game Reviews

## Records

- 87-88 Team Records
- 89 Single-game Bests
- 90-91 Player Records
- 92-97 Rushing Records
- 98-101 Passing Records
- 102-05 Receiving Records



- 106 Total Offense Records
- 107 All-Purpose Yardage Records
- 108-09 Scoring Records
- 110 Punting Records
- 111 Field Goal Kicking Records
- 112 Punt Return Records
- 113 Kickoff Return Records
- 114-16 Defensive Records
- 117 Interception Records
- 118 Alvarez Era Superlatives
- 119 NCAA/Big Ten Record Holders
- 120 NCAA/Big Ten Statistical Champions
- 121 Camp Randall Stadium Records
- 122 Bowl Game & Misc. Records

## History

- 123-25 Historical Highlights
- 126 Retired Numbers
- 127 College Football Hall of Fame
- 128 Heisman Winners
- 129 Camp Randall Facade
- 130-31 Ron Dayne
- 132-33 Major Awards
- 134-38 All-Americans
- 139 First-team All-Big Ten
- 140-41 Team Awards
- 142 Team Captains
- 143 All-Star Games
- 144 Academic National Honors
- 145 Academic All-Big Ten
- 146-53 Letterwinners

- 154-59 Badgers in the Pros
- 160-63 Big Ten Champions
- 164 Bowl Game Records
- 165-69 Bowl Game Recaps
- 170-80 All-time Scores
- 181 Records vs. All-time Opponents
- 182-83 Yearly Records
- 184-85 Yearly Statistical Trends
- 186-88 Series Scores vs. 2003 Opponents
- 189 Wisconsin vs. Minnesota
- 190 Badgers on Live TV
- 191-92 UW in the Polls
- 193 Comeback Wins
- 194 Attendance

## Media Information

- 195-96 Sports Information Contacts
- 197 UWBADGERS.COM
- 198-99 Coverage Guidelines
- 200 Reference
- 201 Department Directory
- 202 Camp Randall Diagram/Directions
- 203 Media List
- 204-05 Radio / TV Coverage
- 206 2003 Big Ten Conference Schedule/ UW Future Schedules
- 207 2003-04 Bowl Schedule
- 208 Badger Fund/Mendota Grid. Club

## UW-Madison

- 209-28 University Information

## CREDITS

THE 2003 WISCONSIN FOOTBALL GUIDE IS A PUBLICATION OF THE UW SPORTS INFORMATION OFFICE. PHOTOGRAPHERS WHOSE WORK APPEARS IN THIS BOOK INCLUDE: DAVID STLUKA, DEL BROWN, JAY SALVO, GREG ANDERSON, DAN BROWN, LEE LARSON, JEFF MILLER, RADLUND PHOTOGRAPHY, SALLI WHITE, STEVE WOLTMANN, BRION PRICE AND DREW HALLOWELL. COVER DESIGN BY BARRY ROAL CARLSEN, UNIVERSITY COMMUNICATIONS. INSIDE BACK COVER SAILBOAT PHOTO BY PARKER LAAS, COURTESY OF GREATER MADISON CONVENTION AND VISITORS BUREAU. COVER BACKGROUND PHOTO BY RADLUND PHOTOGRAPHY. THIS PUBLICATION IS AVAILABLE TO THE PUBLIC FOR \$15 (SEND CASH OR CHECK TO: BARB WYATT, UNIVERSITY OF WISCONSIN, SPORTS INFORMATION OFFICE, 1440 MONROE STREET, MADISON, WI 53711). FRONT COVER: ANTHONY DAVIS (28), LEE EVANS (3), JIM SORGI (19), JIM LEONHARD (18) AND JEFF MACK (46). BACK COVER: DARRIN CHARLES (87), ALEX LEWIS (12), ERASMUS JAMES (90), JONATHAN CLINKSCALE (50), SCOTT STARKS (2), DAN BUENNING (67), ANTTAJ HAWTHORNE (77), RYAN AIELLO (7).

# AN EXPLOSIVE OFFENSE [DURING THE ALVAREZ ERA]

## ■ Noteworthy Achievements

- Wisconsin has boasted a 1,000-yard rusher in 10 straight seasons, a Big Ten record.
- Two Badgers – **Brent Moss** and **Ron Dayne** – have been named Big Ten Offensive Player of the Year.
- **Ron Dayne** (2,109 yards) and **Lee Evans** (1,545 yards) own Big Ten single season records for rushing and receiving, respectively.
- The Badgers have generated more than 5,000 yards of total offense five times since 1993.

## ■ Running Backs

- **Michael Bennett**: first-round NFL draft pick by Minnesota; Big Ten Track champion (100 and 200 meters).
- **Anthony Davis**: first-team All-Big Ten; set an NCAA record with 10 games of at least 100 yards rushing as a freshman.
- **Ron Dayne**: Heisman Trophy winner, Maxwell and Doak Walker Award winner, college football's all-time leading rusher; unprecedented three-time Big Ten rushing champion; first-round NFL draft pick by the New York Giants.
- **Terrell Fletcher**: Hall of Fame Bowl Player of the Game; second-round NFL draft pick by San Diego.
- **Brent Moss**: Big Ten and Rose Bowl MVP; Big Ten rushing champion.

## ■ Wide Receivers


- **Chris Chambers**: second-round NFL draft pick by Miami; AFC Rookie of the Year by *Football News*.
- **Lee Evans**: finalist for 2001 Fred Biletnikoff Award; set Big Ten record with 1,545 yards receiving; first-team All-Big Ten.
- **Donald Hayes**: more than 1,500 career receiving yards; two-time team leader in receiving; 1998 NFL draft choice (Carolina).
- **Tony Simmons**: school records with 23 career TD catches and 20.1 ypc; second-round NFL (New England) draft choice.
- **Jonathan Orr** and **Brandon Williams**: set school freshman records for receiving yards and receptions, respectively, in 2002.

## ■ Offensive Linemen


- 13 linemen chosen first-team All-Big Ten since 1992, including league Offensive Lineman of the Year (1999) **Chris McIntosh**.
- **Al Johnson** named Rimington Award finalist and selected in second round by Dallas in 2003.
- first-team All-Americans **Cory Raymer** (1994), **Aaron Gibson** (1998) and **Chris McIntosh** (1999).
- second-team All-Americans **Joe Panos** (1993), **Jerry Wunsch** (1996) and **Casey Rabach** (2000).
- 16 Badger linemen have made NFL rosters since 1992.

## ■ Quarterbacks


- **Darrell Bevell**: owns seven school records; set league mark for completion percentage; assistant coach with Green Bay.
- **Brooks Bollinger**: Big Ten Freshman of the Year; winningest QB in school history; No. 2 passer in school history; first Badger QB of Alvarez era to be drafted (NY Jets in 2003).
- **Mike Samuel**: third in career passing at UW; school's second-winningest QB; led Badgers to Rose Bowl win in 1999.




Ron Dayne



Anthony Davis




Lee Evans



Chris Chambers



Chris McIntosh



Aaron Gibson

# AN UNYIELDING DEFENSE [DURING THE ALVAREZ ERA]

## Noteworthy Achievements

- Wisconsin led the nation in scoring defense (10.2 ppg) on the way to winning the Big Ten title in 1998.
- Badgers led Big Ten (ranked ninth in the nation) in turnover margin in 2003.
- Three UW defenders – **Troy Vincent**, **Tom Burke** and **Jamar Fletcher** – have been Big Ten Defensive Player of the Year.
- Defensive end **Tom Burke**, defensive backs **Jamar Fletcher** and **Jim Leonhard** and linebacker **Nick Greisen** were NCAA leaders in sacks, interceptions and tackles, respectively.

## Defensive Linemen

- **Wendell Bryant**: first-team All-American; Big Ten Defensive Lineman of the Year as a junior and senior; three-time first-team All-Big Ten; first-round NFL draft pick by Arizona.
- **Tom Burke**: first-team All-American; led the nation in tackles for loss and quarterback sacks; Big Ten Defensive Player and Defensive Lineman of the Year; third-round NFL draft pick by Arizona.
- **Don Davey**: only four-time first-team Academic All-American in university-division history; played in the NFL for Green Bay and Jacksonville.
- **Tarek Saleh**: first-team All-American; UW career leader in tackles for loss and quarterback sacks; two-time first-team All-Big Ten.
- **Mike Thompson**: first-team All-Big Ten; fourth-round NFL draft pick by Jacksonville.

## Linebackers


- **Nick Greisen**: nation's leading tackler as a senior; led the Big Ten in tackles twice in career; two-time first-team all-conference; fifth-round NFL draft pick by the New York Giants.
- **Pete Monty**: UW's all-time leading tackler; Wisconsin's top tackler three seasons; led Big Ten in stops as a senior; twice a team captain.
- **Donnel Thompson**: captain on both the 1998 and 1999 Big Ten championship teams; team's leading tackler twice in career; currently plays for the Indianapolis Colts.

## Defensive Backs


- **Jim Leonhard**: first-team All-American; led nation with Big Ten record-tying 11 interceptions in 2003.
- **Jason Doering**: former walk-on was three-year starter in secondary; sixth-round NFL draft pick by Indianapolis.
- **Jamar Fletcher**: Jim Thorpe Award winner; led the NCAA in interceptions as a freshman; established Big Ten career record for interceptions in only three years; Big Ten Defensive Player of the Year; first-round NFL draft pick by Miami.
- **Jeff Messenger**: Big Ten interception leader in 1993 for Rose Bowl champions.
- **Troy Vincent**: highest draft choice (No. 7 overall by Miami) in Alvarez era; Big Ten Defensive Player of the Year; semi-finalist for the Jim Thorpe Award; four-time NFL All-Pro with Philadelphia; 2002 NFL Man of the Year.




Wendell Bryant




Tom Burke




Nick Greisen



Pete Monty



Jamar Fletcher



Jason Doering

## DEPENDABLE SPECIAL TEAMS [DURING THE ALVAREZ ERA]

■ **Noteworthy Achievements**

- Wisconsin established a Big Ten record for net punting (42.5 yards) in 2000.
- The Badgers had the conference's top kick return norm (26.0 yards) in 1998.
- UW had the Big Ten's first-team all-league placekicker three straight years (1997-98-99).

■ **Kickers**


- **Matt Davenport:** semi-finalist for Lou Groza Award; consensus first-team All-Big Ten in 1997 and 1998; scored 99 points as a senior, the most in school history for a placekicker; career field goal percentage (.868) is No. 1 at Wisconsin; two game-winning kicks in career.
- **John Hall:** second-team all-league kicker; made a 60-yard field goal at Minnesota, the longest in NCAA history without the use of a kicking tee; currently plays for the New York Jets; established an NFL record for touchbacks on kickoffs.
- **Vitaly Pisetsky:** finalist for Lou Groza and Mosi Tatupu Awards in 1999; consensus first-team All-Big Ten in 1999; made game-winning field goal at Minnesota in 1999 for UW's first-ever overtime win.

■ **Punters**


- **Kevin Stemke:** won the inaugural Ray Guy Award, given to college football's top punter; first-team All-American; two-time, first-team All-Big Ten; owns every Wisconsin punting record; 43.5-yard career average is fourth in Big Ten history; signed free agent contract with Green Bay; currently plays for Miami.

■ **Returners & Snappers**


- **Jim Leonhard:** set school record for punt return yards in a season in 2003.
- **Brandon Williams:** set school record for kickoff return yards in a season in 2003.
- **Nick Davis:** finalist for the Mosi Tatupu Award (special teams Player of the Year) twice in career; led the Big Ten in punt (1998) and kickoff (1999) returns; UW's career leader in both kick return categories; signed free agent contract with Minnesota.
- **Mike Schneck:** three-year long snapper at Wisconsin; signed free agent contract with Pittsburgh and currently plays for the Steelers.
- **Mike Solwold:** made rosters for the Minnesota Vikings and Dallas Cowboys in 2001 as a free agent long snapper; currently plays for the Baltimore Ravens.
- **Troy Vincent:** led Big Ten in punt returns; owns the longest punt return (90) in school history.




Matt Davenport




John Hall




Kevin Stemke



Vitaly Pisetsky



Brandon Williams



Troy Vincent

## BOWL SUCCESS [DURING THE ALVAREZ ERA]

Wisconsin's success in bowl games during Coach Barry Alvarez's tenure has been nearly unparalleled.

Alvarez has guided the Badgers to a 7-1 (.875) record in bowl games. That winning percentage is second-best in college football history.

Among those seven bowl victories are two Bowl Championship Series wins. Wisconsin is one of only five schools with more than one BCS win. The others? Ohio State, Oklahoma, Florida and Miami.

Last season Wisconsin upset 14th-ranked Colorado, 31-28 OT, in the Alamo Bowl.

Bowl games with the Badgers are also a big hit with Wisconsin's renowned fans. In the past decade, thousands of fans have traveled to watch the Badgers in prime winter destinations like California, Florida, Arizona and Texas.

With eight bowl appearances in the last 10 seasons, it's easy to see why Wisconsin has become a favorite choice among bowl games nationwide.


### ■ UW IN BOWLS

YEAR	BOWL	OPPONENT	RESULT
1953	Rose	USC	Lost
1960	Rose	Washington	Lost
1963	Rose	USC	Lost
1981	Garden State	Tennessee	Lost
1982	Independence	Kansas St.	Won
1984	Hall of Fame	Kentucky	Lost
*1994	Rose	UCLA	Won
*1995	Hall of Fame	Duke	Won
*1996	Copper	Utah	Won
*1998	Outback	Georgia	Lost
*1999	Rose	UCLA	Won
*2000	Rose	Stanford	Won
*2000	Sun	UCLA	Won
*2002	Alamo	Colorado	Won



\* - teams coached by Barry Alvarez

### ■ UW BOWL MVPs

YEAR	BOWL	MVP
1963	Rose	Ron Vander Kelen
1982	Independence	Randy Wright (off.) Tim Krumrie (def.)
1994	Rose	Brent Moss
1995	Hall of Fame	Terrell Fletcher
1996	Copper	Ron Dayne
1999	Rose	Ron Dayne
2000	Rose	Ron Dayne
2000	Sun	Michael Bennett (special teams)
2002	Alamo	Brooks Bollinger (off.) Jeff Mack (def.)



QB Brooks Bollinger was the offensive MVP as Wisconsin knocked off 14th-ranked Colorado in overtime at the 2002 Alamo Bowl.



Bowl game MVPs Ron Vander Kelen (left) and Ron Dayne

# CAMP RANDALL STADIUM



## Home of the Badgers


Camp Randall Stadium, built in 1917, is home for Wisconsin's football team. Distinguished by its double-deck structure and horseshoe design, Camp Randall Stadium is the nation's fourth-oldest, college-owned facility. It has a seating capacity of 76,634 which ranks among the top 20 largest school-run facilities in the nation.

During the Barry Alvarez era, the Badgers have been a formidable opponent at Camp Randall. Wisconsin is 52-28-3 at home under Alvarez' guidance, including undefeated home slates in the Rose Bowl seasons of 1993 and 1998.

Camp Randall houses the athletic department offices, lounges and study areas for student-athletes, as well as

video, training and weight rooms, the training table for team meals and a display of football memorabilia.

The stadium, which is in the midst of an \$83.7 million renovation project, is a cornerstone of the school's athletic complex. Located on the same block are the McClain Athletic Facility and the Wisconsin Field House.



## ■ Renovations at Camp Randall

The University of Wisconsin Department of Athletics has begun work on the renovation of historic Camp Randall Stadium. Plans to improve the 85-year old facility focus largely on making gameday a more enjoyable experience for the spectators.


The renovation began last winter and will fully conclude in 2005.

The \$83.7 million renovation project, when completed, will include:

- increased seating capacity to 79,500;
- installation of FieldTurf, the highly popular artificial playing surface used in many NFL and major college stadiums.
- creation of new and wider concourses and the addition of elevators to provide safe and convenient fan access;
- renovation of old (and the addition of new) restrooms throughout the facility;
- addition of larger and more conveniently located concession stands;
- installation of two video replay boards plus improved sound and lighting systems;

- addition of private suite and club level seating areas on the east side of the stadium;
- construction of a new ticket office with convenient on-site parking;
- development of a consolidated office building for athletic department staff;
- expansion of accessible facilities for disabled fans and visitors.

Separate from the above amenity improvement was a \$10 million refurbishing project for the stadium's infrastructure which was completed in the summer of 2002. Improvements were made in the electrical, plumbing and chilled water services at Camp Randall.



The Dave McClain Athletic Facility (right) is the Badgers' indoor training site. Constructed in 1988, the facility features a 90-yard artificial turf field. The football team's locker room, training headquarters, strength and conditioning center and academic facilities are all located in the basement of the building. The facility was named for former Head Coach Dave McClain, who died tragically in the spring of 1986.

## ■ THE LARGEST

SCHOOL	NAME	CAPACITY
1. Michigan	Michigan	107,501
2. Penn State	Beaver	107,282
3. Tennessee	Neyland	104,079
4. Ohio State	Ohio	101,568
5. UCLA	Rose Bowl	98,636
6. USC	Mem. Colis.	92,000
7. LSU	Tiger	91,600
8. Georgia	Sanford	86,520
9. Auburn	Jordan-Hare	86,063
10. Stanford	Stanford	85,500
11. Alabama	Bryant-Denney	83,818
12. UAB	Legion Field	83,091
13. Florida	Florida	83,000
14. Clemson	Memorial	81,474
15. Notre Dame	Notre Dame	80,795
16. Texas A&M	Kyle Field	80,650
17. So. Carolina	Williams-Brice	80,250
18. Texas	Royal-Memorial	80,082
19. Florida State	Doak Campbell	80,000
20. WISCONSIN	CAMP RANDALL	76,634


## ■ BADGER FUND

Annual gifts to the Badger Fund are one of the key components in helping the Department of Athletics provide a rewarding experience for its student-athletes. Investing in the future of our student-athletes symbolizes your commitment to the mission of Wisconsin Athletics. Your support of the Badger Fund helps our student-athletes strive for academic and athletic success and assists our efforts to develop outstanding athletic teams. For more information on making a contribution to the Badger Fund, call (608) 262-1000.


## BADGERS IN THE NFL




Mark Tauscher, Green Bay Packers



Jason Doering, Indianapolis Colts




Chris Chambers, Miami Dolphins



Bobby Myers, Tennessee Titans




Wendell Bryant, Arizona Cardinals



LaMar Campbell, Detroit Lions




Tom Burke, Arizona Cardinals



Jamar Fletcher, Miami Dolphins




Casey Rabach, Baltimore Ravens




Michael Bennett,  
Minnesota Vikings




Ron Dayne, New York Giants




Troy Vincent, Philadelphia Eagles



Cory Raymer, San Diego Chargers



Raider Coach Bill Callahan, a  
former UW assistant



Mike Schneck, Pittsburgh Steelers

## WE'RE AMONG THE BEST

## ■ '02 ATTENDANCE

1.	Michigan	110,576
2.	Penn State	107,239
3.	Tennessee	106,705
4.	Ohio State	103,488
5.	LSU	90,307
6.	Georgia	86,520
7.	Florida	85,185
8.	Auburn	82,943
9.	Alabama	82,857
10.	South Carolina	82,138
11.	Florida State	81,766
12.	Notre Dame	80,818
13.	Texas A&M	80,198
14.	Texas	79,053
15.	<b>Wisconsin</b>	<b>78,023</b>
16.	Nebraska	77,802
17.	Clemson	77,525
18.	Oklahoma	75,104
19.	Michigan State	73,942
20.	Washington	71,435

## ■ BIG TEN WINS

[by conference schools since 1993]

1.	Ohio State	60
2.	Michigan	59
3.	Penn State	54
4.	<b>Wisconsin</b>	<b>45</b>
5.	Michigan State	38
6.	Iowa	37
7.	Purdue	36
8.	Illinois	32
9.	Northwestern	30
10.	Minnesota	23
11.	Indiana	22

## ■ ROSE BOWL WINS

[by conference schools since 1993]

1.	<b>Wisconsin</b>	<b>3</b>
2.	Michigan	1
	Ohio State	1
	Penn State	1

## ■ OVERALL WINS


[by conference schools since 1993]

1.	Ohio State	97
2.	Michigan	92
3.	Penn State	89
4.	<b>Wisconsin</b>	<b>81</b>
5.	Michigan State	62
6.	Iowa	60
7.	Purdue	58
8.	Northwestern	50
	Illinois	50
10.	Minnesota	48
11.	Indiana	40

## ■ BOWL WINS

[by conference schools since 1993]

1.	<b>Wisconsin</b>	<b>7</b>
	Michigan	7
3.	Penn State	6



## ■ NFL DRAFT

[Big Ten 1st-round picks since 1999]

1.	<b>Wisconsin</b>	<b>6</b>
	Ohio State	6
	Penn State	6
4.	Michigan State	5
5.	Michigan	3
6.	Iowa	1
	Minnesota	1
8.	Illinois	0
	Indiana	0
	Northwestern	0
	Purdue	0

## ■ NFL ROSTERS

[former players on 2002 opening day NFL rosters]

1.	Florida	39
	Florida State	39
3.	Michigan	38
	Notre Dame	38
5.	Georgia	35
	Miami	35
7.	Tennessee	32
8.	Nebraska	30
9.	Southern California	29
10.	<b>Wisconsin</b>	<b>28</b>
	Ohio State	28
	Texas A&M	28
13.	Penn State	27
14.	Colorado	26




# COMMUNITY SERVICE

## ■ Badgers giving back

The Wisconsin Department of Athletics has a number of teams that regularly contribute to the city via outreach programs. The Madison community is truly supportive of the UW-Madison athletic teams and their student-athletes.

In appreciation for that support, many student-athletes volunteer frequently in community service projects. Every season, the football team works together on a community service project to give back to Madison.

Among the projects that the Badgers have participated in recently were landscaping and cleanup days in the Eric Circle, Allied Drive, Vera Court and Harmony Park neighborhoods. The team has also participated in several walk-a-thons to raise funds for charitable causes as well as projects with Habitat For Humanity. Players and coaches make visits throughout the year to the UW Children's and Veterans' Hospitals, area schools and numerous other charity functions.





## ■ GOOD WORKS

Former UW fullback Cecil Martin (left) was named to the American Football Coaches Association "Good Works" team for his community service in 1997 and 1998. He was cited for establishing an offseason program for players to visit the UW Children's Hospital. Martin also served as a mentor at the Southside Community Center, where he tutored and played with children.

Martin continued his charitable support as a member of the Philadelphia Eagles where he won the team's 2000 Ed Block Courage Award.

He also was named an "Unsung Hero" by the NFL Players' Association and was featured on the Fox Sports All-Madden Team as one of the National Football League's "good guys."



## STRENGTH AND CONDITIONING

**Weight machines**

- 5 pull down stations
- 3 complete sets of dumbbells (5-160 lbs.)
- 3 neck machines
- 1 arm development area
- 2 bear squat machines
- 3 leg curl machines
- 1 multi-hip station
- 3 dip/leg raise stations
- 4 glute ham benches
- 1 seated calf machine
- 2 standing calf machines
- 4 stairmasters
- 3 Cybex bikes
- 5 Hammer strength machines
- 1 Nautilus assisted chin/dip
- 3 Reverse Hyper machines
- 4 Cybex squat press machines
- 1 Smith Press machine
- 3 Runner Press
- 3 Seated Low Row

**Free weights**

- 45,000 pounds of free weights
- 7 NEW squat racks
- 8 NEW bench press stations
- 8 flat-to-incline benches
- 2 military presses
- 6 NEW power clean stations
- 7 lunge platforms
- 7 step-up platforms
- 3 Incline Adjustable Benches
- 6 chin-up stations
- 7 NEW Incline Stations
- 9 Balance Boards
- 35 Swiss Balls & 40 Medicine Balls
- 4 complete sets of plyometric boxes

• • •

“The goal of the Wisconsin strength and conditioning program is to train for total athletic excellence. We profile each student-athlete upon arrival on campus and set up specific training regimens to help players reach their individual potential. The plan is to build overall strength, speed, agility and stamina. Our program is comprehensive and the end result is that we are as productive on the field as possible.”

• • •

John Dettmann  
Strength and Conditioning  
Coordinator

## BIG TEN CONFERENCE FOOTBALL



### ■ TV Exposure

When Big Ten fans aren't packing stadiums, they're watching the most comprehensive college football package on television. A partnership with ABC, ESPN, ESPN2 and ESPN Regional will allow the Big Ten to televise a record number of games again this fall. More than 90 percent of all Big Ten games will be shown on live TV in 2003, making the Big Ten the most-watched conference in the nation.

### ■ Attendance Leader

College football fans flock to Big Ten Conference campuses each fall to watch the nation's premiere teams. At Wisconsin, the crowds at Camp Randall Stadium number nearly 78,000 each week. The Big Ten leads the nation in college football attendance year after year and routinely draws more than four million fans to games on its campuses. The Big Ten has led the nation in attendance every year since the NCAA began keeping records in 1949, a string of 55 consecutive seasons.

## BIG TEN CONFERENCE

### ■ Big Ten Bowl Games For the 2003 Season

The Big Ten boasts one of the deepest college bowl lineups in the nation. The Big Ten is one of six conferences with an automatic berth into the Bowl Championship Series (BCS), which was established five years ago to determine a national champion. The Big Ten also has six other bowl bids guaranteed for member schools each year.


"The Big Ten's association with our bowl partners stabilizes the Conference's post-season future," says Commissioner James Delaney. "They also provide fans with terrific bowl destinations and games with quality opponents."

Wisconsin has represented the Big Ten Conference at the Rose Bowl three times since 1993, including the 2000 game against Stanford (above).

### ■ BIG TEN BOWLS

- **BCS Bowl**, [Big Ten champion to Rose, Sugar, Orange or Fiesta Bowl]
- **Capital One Bowl**, Orlando, Fla. [Big Ten second choice vs. SEC]
- **Outback Bowl**, Tampa, Fla. [Big Ten third choice vs. SEC]
- **Sylvania Alamo Bowl**, San Antonio, Texas (Big Ten fourth choice vs. Big 12]
- **Wells Fargo Sun Bowl**, El Paso, Texas [Big Ten fifth choice vs. Pac-10]
- **Music City Bowl**, Nashville, Tenn. [Big Ten sixth choice vs. SEC]
- **Motor City Bowl**, Detroit, Mich. [Big Ten seventh choice vs. MAC]

## BIG-TIME EXPOSURE



(Above) 2000 Sun Bowl star Michael Bennett with Dean Blevins of CBS. (Right) ESPN's Game Day crew of Chris Fowler, Lee Corso and Kirk Herbstreit were at Camp Randall Stadium for the '99 Michigan game.



## ■ Playing Football at Wisconsin Means Playing in the National Spotlight

Combine the consistent success of the Badger football program during the Barry Alvarez era with the fact that Wisconsin plays in the conference with the most far-reaching television contract in the nation and you have a recipe for maximum team and individual exposure.


Over the past five seasons, 90 percent of the Badgers' games have been televised live. Three quarters of those contests were aired on national or split-national telecasts. Wisconsin has appeared on ABC, CBS, ESPN, ESPN2, Fox and ESPN Regional in the past five seasons.

The Big Ten Conference, of course, is comprised of schools that reach into some of the nation's largest media markets, including New York, Philadelphia, Chicago, Minneapolis, Milwaukee, Detroit, Cleveland, Cincinnati, Indianapolis and Pittsburgh. Since 1990 the average number of games televised per season has nearly tripled and attendance has grown by nearly 20 percent.

The state of Wisconsin is "football-crazy" and the Badgers are at the top of everyone's priority list each Saturday during the fall. It is not uncommon to have representation from 20-25 newspapers, 10-12 television stations and 15-20 radio stations – all from Wisconsin – in attendance at Badger home games. Every home game also is televised on a tape-delayed basis by Wisconsin Public Television.




The Wisconsin Radio Network consists of more than 40 stations around the state that broadcast Badger games live to a statewide audience and over the internet. The "Voice of the Badgers," Matt Lepage, is recognized as one of the best in the business.

Additionally, the UW Department of Athletics has one of the nation's most comprehensive web sites. Gameday coverage at UWBADGERS.COM features audio, photos, notes and statistics, interviews and much more. The site is "hit" more than a million times a month.






## ■ BIG RATINGS

Wisconsin's thrilling 31-28 OT victory over 14th-ranked Colorado in the 2002 Alamo Bowl was ESPN's highest-rated bowl game of the '02 postseason. In fact, the Badgers-Buffs clash was the highest-rated college football game on ESPN last fall. The game registered a 4.44 rating.



# PERSONNEL





# HEAD COACH BARRY ALVAREZ

**H**aving a plan to turn around a major college football program is one thing. Having the ability, confidence and leadership skills to implement and carry out that plan is another thing altogether.


That's why Wisconsin football fans are so fortunate that Barry Alvarez is running the football program they love.

As further evidence of Alvarez's leadership skills, he will take over as Wisconsin's Director of Athletics, serving in a dual role (A.D. and football coach) starting in April of 2004.

In 13 years as the head coach at formerly downtrodden Wisconsin, the 55-year-old Alvarez has built a program that is one of the nation's elite.

When sizing up Alvarez's coaching career, it's easy to get overwhelmed with statistical evidence. Simply, he has restored a proud tradition at Wisconsin, built a fan base that is legendary, won many games and done so in a first-class manner. Consider some of these Alvarez superlatives:

- winningest coach in school history.
- his teams have won at least a share of three Big Ten titles since 1993.
- bowl record of 7-1 (.875).
- coached the four winningest teams in the modern era at Wisconsin.
- one of just 11 coaches with 90 wins at one Big Ten school.



- is one of only three coaches to have won more than one Bowl Championship Series game.
- won back-to-back league titles in 1998 and 1999. Wisconsin hadn't done that since 1896-97.
- coached five national award winners, including Ron Dayne (Heisman Trophy, Doak Walker Award, Maxwell Award), Jamar Fletcher (Jim Thorpe Award and Kevin Stemke (Ray Guy Award).

Alvarez, who grew up in the mining areas of western Pennsylvania, made a steady climb in the high school coaching ranks before getting his college start from former Iowa Coach Hayden Fry. He got

Alvarez to join his Hawkeye staff in 1979, one year after Alvarez's Mason City (Iowa) High School team won a state championship. The Hawkeyes played in six bowls during Alvarez's eight years in Iowa City. His star player with the Hawkeyes was Larry Station, the school's career tackle leader and an All-American on the field and in the classroom.

Then-Notre Dame Coach Lou Holtz hired him from Iowa and during Alvarez's three years there, he was promoted – linebackers coach, defensive coordinator and assistant head coach – every season. Notre Dame was 32-5 while Alvarez was there and won the 1988 national title.


Four of Alvarez's Fighting Irish linebackers earned All-America praise, including Michael Stonebreaker in 1988.

Alvarez said his college coach, the legendary Bob Devaney, urged him to set a timetable for becoming a head coach by the time he turned 42. Alvarez was hired at UW on Jan. 2, 1990, one day after the Fighting Irish defeated Colorado in the Orange Bowl. His 42nd birthday was three days earlier.

The successes of Alvarez's teams have confirmed his status as one of the elite coaches in football. Seemingly every year, suitors have called the football office to see if Alvarez wanted to take on another rebuilding effort. Alvarez has answered those inquiries. "This (Wisconsin) is my program, and I think I've got my stamp on it," Alvarez said.

## THE ALVAREZ HEAD COACHING RECORD

Year	School	W	L	T	Big Ten	Bowl Results
1990	Wisconsin	1	10	0	10th	—
1991	Wisconsin	5	6	0	T8th	—
1992	Wisconsin	5	6	0	T6th	—
1993	Wisconsin	10	1	1	T1st	Rose (defeated UCLA 21-16)
1994	Wisconsin	8	3	1	3rd	Hall of Fame (defeated Duke 34-20)
1995	Wisconsin	4	5	2	T7th	—
1996	Wisconsin	8	5	0	7th	Copper (defeated Utah 38-10)
1997	Wisconsin	8	5	0	5th	Outback (lost to Georgia 33-6)
1998	Wisconsin	11	1	0	T1st	Rose (defeated UCLA 38-31)
1999	Wisconsin	10	2	0	1st	Rose (defeated Stanford 17-9)
2000	Wisconsin	9	4	0	5th	Sun (defeated UCLA 21-20)
2001	Wisconsin	5	7	0	T8th	—
2002	Wisconsin	8	6	0	T8th	Alamo (defeated Colorado 31-28)
<b>13-year total</b>		<b>92</b>	<b>61</b>	<b>4</b>		<b>Bowl Record: 7-1</b>



## ■ The Book on Barry

- Barry Alvarez is one of only three coaches in collegiate history (and the only coach in the Big Ten) to win more than one Bowl Championship Series game. Alvarez and Oklahoma's Bob Stoops are both 2-0, and former Florida coach Steve Spurrier is 2-1.
- Alvarez is one of just 11 coaches in Big Ten history to have won at least 90 games during their career at one conference institution. Others on the list include Amos Alonzo Stagg, Woody Hayes, Bo Schembechler, Hayden Fry and Duffy Daugherty.
- He led the Badgers to the three winningest seasons (11 in 1998, 10 in 1993 and 10 in 1999) in Wisconsin history.
- Barry coached winners of national player of the year awards by the Associated Press, Walter Camp and *The Sporting News* (Ron Dayne) and recipients of the Heisman Trophy, Maxwell Award and Doak Walker Award (Dayne), Jim Thorpe Award (Jamar Fletcher) and Ray Guy Award (Kevin Stenke).
- Alvarez is the only coach in Big Ten history to win the Rose Bowl in back-to-back years.
- He coached Wisconsin to consecutive league championships (1998-99), something that hadn't been accomplished in Madison for more than 100 years.
- Barry became the winningest coach in Wisconsin history with a 40-10 rout of 11th-ranked Michigan State in 1999.
- Alvarez renewed spirit in a program that has attracted nearly five million fans to Camp Randall Stadium during his 13-year tenure and sold more than 50,000 season tickets nine years in succession.
- He joined Ohio State's Woody Hayes as the only coaches in Big Ten history to win at least three Rose Bowls. Alvarez' Wisconsin clubs have captured three in the past 10 years. Hayes' Buckeyes won four Rose Bowls over a span of 20 years.
- Alvarez owns a 7-1 career bowl record, including a perfect 3-0 mark at the Rose Bowl. Alvarez's career winning percentage in bowls (.875) is second-best all-time for coaches with a minimum of seven bowls.
- Barry built a fan base so large, that Wisconsin has played before crowds of at least 70,000 in Camp Randall Stadium 62 games in a row.
- Alvarez led the UW to eight bowls in 10 seasons after the school qualified for only six bowls in the previous 103 years.
- He coached six consensus first-team All-Americans (defensive end Tom Burke, tailback Ron Dayne, cornerback Jamar Fletcher, offensive tackle Aaron Gibson, offensive tackle Chris McIntosh and center Cory Raymer).



The Alvarez Family

## ■ ALVAREZ NOTEBOOK

**Born:** December 30, 1946, in Burgettstown, Pa.

**Bowl games:** 17

**Big Ten titles:** 5

**Year at Wisconsin:** 14th

**Alma mater:** Nebraska, 1969

**Family:** wife, Cindy; daughters Dawn (Mrs. Brad Ferguson) and Stacy (Mrs. Mike Delzer); son Chad; grandsons Joe and Jake Ferguson; and granddaughter Grace Delzer

**Coaching career:** Wisconsin Head Coach, 1990-present; Notre Dame Assistant Coach, 1987-89; Iowa Assistant Coach, 1979-86; Mason City (Iowa) High School Head Coach, 1976-78; Lexington (Neb.) High School Head Coach, 1974-75; Lincoln Northeast High School Assistant Coach, 1971-73

## ■ COACHING AWARDS

- Finalist for ESPN College Coach of the Decade in 1999
- Victor Award as National Coach of the Year in 1999
- American Football Coaches Association (AFCA) National Coach of the Year in 1993
- Bobby Dodd Foundation National Coach of the Year in 1993
- *College & Pro Football Newsweekly* National Coach of the Year in 1993
- Big Ten Coach of the Year in 1993 and 1998
- Head coach at the Blue-Gray Game (1995), East-West Shrine Game (1996) and Hula Bowl (2000)

## ■ Total It Up

Here are a few of the achievements from Barry Alvarez's first 13 years as head coach at the University of Wisconsin:

- 3 Big Ten championships
- 8 bowl bids and 7 bowl victories
- 3 top-5 finishes in the final ESPN/USA Today poll
- 44 NFL draft picks
- 7 first round NFL draft selections (Troy Vincent, Aaron Gibson, Ron Dayne, Chris McIntosh, Jamar Fletcher, Michael Bennett and Wendell Bryant)
- 84 academic All-Big Ten selections
- a Heisman Trophy winner (Ron Dayne)
- a Ray Guy Award winner (Kevin Stenke)
- a Jim Thorpe Award winner (Jamar Fletcher)
- a Doak Walker Award winner (Ron Dayne)
- an Associated Press, Walter Camp and *The Sporting News* national Player of the Year (Ron Dayne)
- 25 All-Americans, including six consensus first-team choices
- 50 first-team All-Big Ten picks
- a 1,000-yard rusher in 10 consecutive seasons
- 2 Big Ten MVPs (Brent Moss, Ron Dayne)
- 3 Big Ten Defensive Players of the Year (Troy Vincent, Tom Burke, Jamar Fletcher)
- 2 Big Ten Offensive Players of the Year (Brent Moss, Ron Dayne)
- 3 Big Ten Freshmen of the Year (Ron Dayne, Brooks Bollinger and Anthony Davis)


## ■ Three Rose Bowl Wins

Only seven coaches in college football history have won at least three Rose Bowls during their careers. Wisconsin's Barry Alvarez and Ohio State's Woody Hayes are the only Big Ten coaches to win at least three Rose Bowls. The list includes:

Barry Alvarez, Wisconsin  
Terry Donahue, UCLA  
Woody Hayes, Ohio State  
Don James, Washington  
Howard Jones, USC  
John McKay, USC  
John Robinson, USC

## ■ ALVAREZ'S RECORD BREAKDOWN

Year	Overall	Home	Away	Neut.	Big Ten	Non-Conf.	Bowl
1990	1-10	1-6	0-4	0-0	0-8	1-2	0-0
1991	5-6	4-3	1-3	0-0	2-6	3-0	0-0
1992	5-6	5-1	0-5	0-0	3-5	2-1	0-0
1993	10-1-1	4-0-1	4-1	2-0	6-1-1	3-0	1-0
1994	8-3-1	4-1-1	3-2	1-0	5-2-1	2-1	1-0
1995	4-5-2	2-3-1	2-2-1	0-0	3-4-1	1-1-1	0-0
1996	8-5	4-2	3-3	1-0	3-5	4-0	1-0
1997	8-5	5-1	3-2	0-2	5-3	3-1	0-1
1998	11-1	6-0	4-1	1-0	7-1	3-0	1-0
1999	10-2	5-1	4-1	1-0	7-1	2-1	1-0
2000	9-4	4-3	4-1	1-0	4-4	4-0	1-0
2001	5-7	3-4	2-3	0-0	3-5	2-2	0-0
2002	8-6	5-3	2-3	1-0	2-6	5-0	1-0
<b>Total</b>	<b>92-61-4</b>	<b>52-28-3</b>	<b>32-31-1</b>	<b>8-2</b>	<b>50-51-3</b>	<b>35-9-1</b>	<b>7-1</b>



Baseball fan Barry Alvarez sang "Take Me Out to the Ballgame" during the seventh-inning stretch at a Cubs-Cardinals game in 1999.

## Tom Lemming (*Prep Football Report*) on Alvarez

"Alvarez is the nation's No. 1 recruiter. He is a truly honest, sincere and personable coach with a great rapport. Recruits take to him immediately, and so do their parents. His well-earned national recognition gives him an edge when recruiting prospects."


## ■ Alvarez's Wisconsin Teams

**2002 (8-6):** A season-opening five-game winning streak and league wins over Michigan State and Minnesota qualified the Badgers for their eighth Alvarez-era bowl game, a 31-28 OT win over 14th-ranked Colorado in the Alamo Bowl. First-team All-American Jim Leonhard led the nation with a Big Ten record-tying 11 interceptions. Anthony Davis (1,555 yards) gave UW a 1,000-yard rusher for a Big Ten-record 10th straight year.

**2001: (5-7):** Several individual achievements highlighted a season in which the Badgers never won or lost more than two straight games. WR Lee Evans set the Big Ten record for receiving yards in a season with 1,545 and RB Anthony Davis led the conference in rushing and gave the UW a 1,000-yard rusher for a Big Ten-record ninth consecutive season. Evans and Davis were All-Americans and six Badgers earned first-team All-Big Ten acclaim, including DL Wendell Bryant who became a first-round NFL draft choice. The Badgers lost by a field goal to both Oregon and Michigan.

**2000 (9-4):** A five-game winning streak to end the season highlighted the Sun Bowl champions' 9-4 season. Fighting injuries and suspensions, the Badgers had a difficult time getting consistency in the early part of the league season. Jamar Fletcher (Jim Thorpe Award) and Kevin Stemke (inaugural Ray Guy Award) allowed UW to be the only school in the nation with two different players winning major awards.

**1999 (10-2):** A 17-9 win over Stanford in the Rose Bowl allowed Wisconsin to become the first Big Ten school in history to win the "Granddaddy of Them All" in back-to-back campaigns. The 10-2 Badgers finished fourth in both the media and coaches final polls. Wisconsin defeated five nationally rated foes for the first time in school history and concluded the year with eight consecutive victories. The Badgers led the Big Ten in both scoring offense and scoring defense. Ron Dayne became the NCAA's all-time leading rusher and then walked away with the Heisman Trophy, Maxwell Award and Doak Walker Award. Chris McIntosh (Outland Trophy) and Vitaly Pisetsky (Mosi Tatupu and Lou Groza Awards)



were major award finalists. Alvarez was forced to coach from the press box or hospital in eight games after a mid-season knee surgery.

**1998 (11-1):** The winningest season (11-1) in school history ended in dramatic fashion with a thrilling 38-31 upset of sixth-ranked UCLA at the Rose Bowl. Ron Dayne keyed the win with 246 yards rushing. Wisconsin led the nation in scoring defense and turnover margin. The Badgers' nine-game win streak to open the season tied a school record. Tom Burke (NCAA sack leader) and Aaron Gibson (a finalist for the Lombardi Award and the Outland Trophy) were consensus All-Americans. Alvarez was Big Ten Coach of the Year.

**1997 (8-5):** A six-game winning streak catapulted the Badgers to a second consecutive eight-win season and berth in the Outback Bowl vs. Georgia. The Badgers joined the '37 Michigan team as the only squads in league history to win three one-point decisions. Ron Dayne earned first-team All-America honors and Matt Davenport won two games with last-second field goals.

**1996 (8-5):** The Badgers opened quickly with a 3-0 non-league slate before losing four games (three by a combined total of 10 points) to highly ranked foes. The UW

closed 4-1 and posted a 38-10 win over Utah in the Copper Bowl. Ron Dayne set an NCAA freshman rushing record and had 2,109 yards, including the bowl win.

**1995 (4-5-2):** With the most inexperienced squad in the Big Ten and facing the nation's most difficult schedule (according to the *Seattle Times*), the Badgers posted a 4-5-2 mark. Darrell Bevell broke many passing records at the UW. The 17-9 upset at Penn State broke the NCAA's longest win streak (20 games).

**1994 (8-3-1):** Wisconsin won its second straight January bowl game by defeating Duke in the Hall of Fame Bowl. The regular season featured a win at Michigan for the first time since 1962. Center Cory Raymer was a consensus All-American. Seven players were drafted by the NFL.

**1993 (10-1-1):** The 10-1-1 Badgers were Big Ten co-champions, beat UCLA in the Rose Bowl and were ranked as high as fifth (coaches) in the final polls. The UW had the NCAA's largest attendance increase, and its .875 winning percentage was the best by a Big Ten team since '79. A school-record eight players were named first-team All-Big Ten. Brent Moss was the Badgers' first Big Ten MVP since 1962.

**1992 (5-6):** The UW was 5-6 and climbed in the Big Ten standings for the third season in a row. The Badgers upset 12th-ranked Ohio State, the first win over a nationally rated foe in eight years. Wisconsin received votes in the national polls for the first time in Alvarez' career and ended the year one victory short of a bowl bid. Three of the losses were by a total of four points.


**1991 (5-6):** Wisconsin improved its win total by four games, the fourth-largest improvement in the NCAA. Troy Vincent was an All-American, runner-up for the Jim Thorpe Award and the No. 7 pick in the NFL draft. A victory at Minnesota broke a 23-game road losing streak.

**1990 (1-10):** Wisconsin was within striking distance entering the fourth quarter in 10 games, although its only victory was over Ball State. UW had the third-best attendance gain nationally.

## BCS Perfection

The Bowl Championship Series (BCS) format was established in 1998 to help determine a true national champion. Four bowls (Rose, Fiesta, Orange and Sugar) are considered BCS bowls. Since the format was instituted, the Badgers are one of only five schools in the nation with more than one BCS game victory.

Wisconsin	2-0
Ohio State	2-0
Oklahoma	2-0
Florida	2-1
Miami, Fla.	2-1
Georgia	1-0
LSU	1-0
Michigan	1-0
Oregon	1-0
Oregon State	1-0
Southern California	1-0
Washington	1-0
Nebraska	1-1
Tennessee	1-1
Florida State	1-3
Alabama	0-1
Colorado	0-1
Illinois	0-1
Iowa	0-1
Maryland	0-1
Notre Dame	0-1
Purdue	0-1
Stanford	0-1
Syracuse	0-1
Texas A&M	0-1
UCLA	0-1
Virginia Tech	0-1
Washington State	0-1



## ALL-TIME BOWL WINNING PERCENTAGES\*

Rk	Coach, School(s)	W-L-T	Pct.
1.	John Robinson, USC & UNLV	8-1-0	.889
2.	<b>Barry Alvarez, Wisconsin</b>	<b>7-1-0</b>	<b>.875</b>
3.	Frank Kush, Arizona State	6-1-0	.857
	Gene Stallings, Texas A&M & Alabama	6-1-0	.857
	Warren Woodson, Hardin-Simmons & New Mexico St.	6-1-0	.857
6.	Pat Dye, East Carolina & Auburn	7-2-1	.750
	Dick Crum, Miami (Ohio) & No. Carolina	6-2-0	.750
	Paul Pasqualoni, Syracuse	6-2-0	.750
	Bud Wilkinson, Oklahoma	6-2-0	.750
10.	Bobby Bowden, West Virginia & Florida State	18-7-1	.712

\* - minimum seven games and winning percentages above 70 percent

## Interesting Alvarez Items

- Alvarez received a Distinguished Alumnus Award from the University of Nebraska in May of 2003.
- Barry was inducted into the Washington County (Pa.) chapter of the Pennsylvania Sports Hall of Fame in 2000.
- Alvarez and his wife, Cindy, endowed a football scholarship at the UW in the spring of 2000. "I thought it was a small way for me to say thanks to the UW-Madison," Alvarez said of his quarter-million dollar contribution to the school's foundation.
- Alvarez set a goal to become a collegiate head coach by his 42nd birthday and was named to the Wisconsin post three days after he turned 42.
- Alvarez added administrative duties to his job description in 2000 when he was named Associate Athletic Director. He will become Wisconsin's Director of Athletics in April 2004, operating in a dual role as football coach as well.
- Alvarez grew up in a small mining town (Burgettstown) in western Pennsylvania. He played all sports as a kid and idolized former Pittsburgh Pirate outfielder Roberto Clemente.
- Babcock Hall, which houses the UW-Madison's nationally acclaimed dairy school, developed an ice cream flavor in honor of the Badger head coach in 1994. It was named Berry Alvarez, and the flavor was a mixture of raspberry, strawberry and blueberry.
- Alvarez, a big baseball fan, helped honor former Chicago Cubs' announcer Harry Caray by singing "Take me out to the ballgame" during a seventh-inning stretch in May of 1999.
- He was the leading tackler among linebackers on Nebraska's 1967 squad, which led the nation in total defense and created a school-record 40 turnovers.
- Alvarez was a finalist for ESPN's College Football Coach of the Decade Award. He was one of 18 coaches named to new positions in 1990 and is the only one still at the school which hired him.
- Barry Alvarez got his college coaching start with Hayden Fry at Iowa in 1979, one season after leading Mason City High School to the 4A state championship. One of the staffs Alvarez was a member of featured six men who went on to lead their own college programs, including: Alvarez; Kirk Ferentz, Iowa; Dan McCarney, Iowa State; Del Miller, former SW Missouri State; Don Patterson, Western Illinois; Bill Snyder, Kansas State.
- Alvarez was named one of the "100 Most Influential Hispanics" by *Hispanic Business* in the October 2001 issue.

## ACTIVE COACHES

Following is a list of the active college coaches with the longest tenure at one school.

Coach	Years
Joe Paterno, Penn State	38th
Bobby Bowden, Florida State	28th
Fisher DeBerry, Air Force	20th
Frank Beamer, Virginia Tech	17th
Bill Snyder, Kansas State	15th
<b>Barry Alvarez, Wisconsin</b>	<b>14th</b>

## ■ NCAA RANKINGS

**2002**

Turnover Margin +1.29 mar. 9th

**2000**

Net punting 42.9 avg. 1st

**1999**

Rushing offense 277.9 ypg 3rd  
 Scoring defense 13.2 ppg 5th  
 Pass eff. defense 96.3 pts. 5th  
 Turnover margin +1.00 mar. 75th  
 Kickoff returns 24.7 ypr 8th  
 Scoring offense 35.6 ppg 10th

**1998**


Scoring defense 11.9 ppg 1st  
 Turnover margin +1.92 mar. 1st  
 Net punting 40.6 avg. 3rd  
 Rushing defense 92.2 ypg 4th  
 Total defense 292.6 ypg 5th  
 Pass eff. defense 105.5 pts. 7th  
 Punt returns 13.7 ypr 9th

**1994**


Rushing offense 240.8 ypg 10th

**1993**

Rushing offense 250.8 ypg 8th



Alvarez and his most celebrated player: 1999 Heisman Trophy winner Ron Dayne.



## ■ Alvarez vs. All-time Opponents

School	W-L-T	Last Game	School	W-L-T	Last Game
Arizona	1-0-0	2002	Northwestern	6-5-0	2000
Ball State	2-0-0	1999	Ohio	1-0-0	1998
Boise State	1-0-0	1997	Ohio State	3-7-1	2002
Bowling Green	1-0-0	1992	Oregon	1-1-0	2001
California	0-1-0	1990	Penn State	3-3-0	2002
Cincinnati	2-1-0	2000	Purdue	5-4-1	2000
Colorado	1-2-0	2002	San Diego State	2-0-0	1998
Duke	1-0-0	1995	San Jose State	1-0-0	1997
Eastern Michigan	3-0-0	1996	SMU	2-0-0	1995
Fresno State	1-1-0	2002	Stanford	2-0-1	2000
Georgia	0-1-0	1998	Syracuse	0-1-0	1997
Hawaii	2-0-0	2000	Temple	0-1-0	1990
Illinois	5-5-1	2002	UCLA	3-0-0	2000
Indiana	6-5-0	2002	UNLV	3-0-0	2002
Iowa	5-6-0	2002	Utah	1-0-0	1996
Iowa State	2-0-0	1993	Virginia	1-0-0	2001
Michigan	3-7-0	2002	Washington	0-1-0	1992
Michigan State	5-5-0	2002	Western Illinois	1-0-0	1991
Minnesota	9-4-0	2002	Western Kentucky	1-0-0	2001
Murray State	1-0-0	1999	Western Michigan	1-0-0	2000
Nevada	1-0-0	1993	West Virginia	1-0-0	2002
Northern Illinois	2-0-0	2002			

# KEVIN COSGROVE

## Defensive Coordinator & Linebackers

One constant on defense during the Barry Alvarez era has been that an inside linebacker nearly always leads the club in tackles. Another constant during the Alvarez era has been that Kevin Cosgrove has led the linebacker contingent.

Cosgrove, a member of Alvarez's first coaching staff at the UW, has coached linebackers for 13 years. For the last nine years, Cosgrove has also coordinated the Wisconsin defense.

That's a defense that has been among the most fundamentally sound in college football and that continues to produce standout players.

A year ago Wisconsin was ninth nationally in turnover margin and featured the national interceptions leader in defensive back Jim Leonhard.

In 2001 the Badgers boasted the nation's leading tackler in linebacker Nick Greisen. Greisen joined cornerback Mike Echols and Big Ten Defensive Lineman of the Year Wendell Bryant as first-team All-Big Ten selections. Bryant, a Cosgrove recruit, was the 12th overall pick in the 2002 NFL Draft.

Wisconsin's 2000 defense boasted the winner of the Jim Thorpe Award (Jamar Fletcher) and Big Ten co-Defensive Lineman of the Year (Bryant). Fletcher was a Cosgrove recruit.

The Badger defense of 1999 was fifth nationally in scoring defense and boasted the Big Ten's top defense for scoring, total yards and pass efficiency. UW was second in rushing defense.

Cosgrove's 1998 defensive team finished among the top 10 nationally in all four major categories. The Badgers led the nation in scoring defense, surrendering just 10.2 ppg.

In 11 of his 13 years on staff, a Cosgrove-coached linebacker has topped the team in tackles. Three times Cosgrove's linebackers – Pete Monty in

### COSGROVE NOTEBOOK

**Responsibility:** Defensive Coordinator and Linebackers

**Bowl games:** 11

**Big Ten titles:** 4



**Year at Wisconsin:** 14th

**Alma mater:** UW-Oshkosh '80

**Family:** wife Shelly; sons Clint and Connor and daughter Shannon

**Coaching career:** Wisconsin, 1990-present; Colorado State, 1989; Southeast Missouri State, 1988; Illinois, 1980-87

**Players he's coached or recruited:** Pete Monty (all-time UW and '96 Big Ten tackle leader); Nick Greisen ('01 national tackles leader and N.Y. Giants draft pick); Jamar Fletcher ('00 Thorpe Award winner); Jeff George (first pick NFL Draft); Terrell Fletcher (Chargers), Aaron Gibson (1st-team All-American)



The Cosgrove Family

'96 and Nick Greisen in '00 and '01 – led the conference in tackles, too. Monty is the Badgers' No. 1 career tackler.

Cosgrove has 19 years of experience in the Big Ten having worked at Illinois from 1980-87. He was also a defensive assistant at Colorado State (1989) and Southeast Missouri State (1988).

Cosgrove's list of Badger recruits includes Aaron Gibson, Monty, Terrell

Fletcher, plus Bryant and Jamar Fletcher. At Illinois, Cosgrove signed Jeff George (NFL's No. 1 draft pick), Moe Gardner (two-time All-American) and Darrick Brownlow (Big Ten Defensive Player of the Year).

Kevin and his wife, Shelly, have two sons (Clint and Connor) and a daughter (Shannon).

# JEFF HORTON

## Quarterbacks

Jeff Horton's reputation as a first-rate developer of quarterbacks continues to flourish. His four-year term as quarterbacks coach at Wisconsin has produced some significant successes.

In his rookie season at UW, Horton had to replace two-year starter Mike Samuel at the controls. What ensued was the development of Brooks Bollinger into the winningest quarterback in Wisconsin history. Under Horton's tutelage, Bollinger engineered nine career fourth-quarter comeback wins; had a 30-12 record as a starter (one of only seven QBs in Big Ten history with 30 wins); finished No. 2 at the UW in career passing yards, attempts, completions and touchdowns; and became one of only seven players in Big Ten history with at least 20 rushing TDs and 30 passing TDs. Bollinger was drafted by the New York Jets in 2003.

Horton guided Bollinger through a rookie season in 1999 that saw the signal-caller start his first game in front of more than 90,000 fans in historic Ohio Stadium and later lead the club to a Rose Bowl championship win. Bollinger, 19 years old at the time, was the league's freshman of the year and finished second in the conference in pass efficiency.

With Bollinger battling injuries for much of his sophomore and junior seasons, Horton was forced to go to the bench. The result was the development of Jim Sorgi into a quarterback the Badgers could count on when needed. Now a senior, Sorgi enters the 2003 campaign as the starter and beneficiary of Horton's guidance during Bollinger's years as the starter.

Horton, the former head coach at both Nevada and UNLV, earned his reputation for quarterback development at both of those stops. Chris Vargas, his signalcaller with the Wolf Pack, finished second nationally in total offense in 1993 and Jon Denton threw for more than 7,000 yards and broke 10 NCAA records in two seasons at UNLV.

## HORTON NOTEBOOK

**Responsibility:** Quarterbacks

**Bowl games:** 5

**Big Ten titles:** 1




**Year at Wisconsin:** 5th

**Alma mater:** Nevada '81

**Family:** wife Teri

**Coaching career:** Wisconsin, 1999-present; UNLV, 1994-98 & 1990-91; Nevada, 1992-93 & 1985-89; Minnesota, 1984

**Players he's coached:** Brooks Bollinger (1999 Big Ten Freshman of the Year; winningest QB in school history; NY Jets draft choice); Chris Vargas (second nationally in total offense in 1993); Jon Denton (set 10 NCAA records in two seasons at UNLV)



The Horton Family

Horton's head coaching experience included five years at UNLV (1994-98) and one season at Nevada (1993). Horton also worked five years as an assistant at Nevada and two years (1991-92) at UNLV.

His 1994 UNLV squad won the Las Vegas Bowl and Horton was named co-Big West Coach of the Year.

Horton entered college coaching at Minnesota (1984) where he was a graduate assistant.

An active member of the American Football Coaches Association, Horton has served on the public relations (twice) and ethics (once) committees.

A 1981 graduate of Nevada, Horton earned a master's degree in educational administration from the University of San Francisco in 1993.

His wife's name is Teri.

# JIM HUEBER

## Offensive Line

Sometimes a college football program becomes known for producing star performers at a specific position. The case can be made that Wisconsin develops as many top-flight offensive linemen as any program in the nation.

Jim Hueber has coached Badger linemen for eight seasons and he is the coach responsible for helping build the reputation of Wisconsin's strong line play.

Hueber, entering his 12th year at Wisconsin and his 20th in the Big Ten (he coached for eight years at Minnesota), has worked with 11 offenses which ranked in the top 25 nationally in rushing. Six of the offenses he's coached led the Big Ten in rushing offense, including three of the last seven at Wisconsin.

Hueber's lines have paved the way for a 1,000-yard rusher in 10 straight seasons. That's a Big Ten record.

In 2002, tailback Anthony Davis rushed for a UW sophomore-record 1,555 yards behind Hueber's line that included Rimington Trophy finalist Al Johnson. Davis was the Big Ten Freshman of the Year in 2001 and has rushed for more yards than anyone in the nation the past two seasons combined.

The 2000 Badgers broke in a new tailback and fought a lot of lineup inconsistencies, but Michael Bennett finished third nationally in rushing. Three of Hueber's seniors (Casey Rabach, Bill Ferrario and Dave Costa) earned pro contracts.

His 1999 line helped Ron Dayne become college football's career rushing leader. Among Hueber's blockers was Chris McIntosh, the league's 1999 Offensive Lineman of the Year and a finalist for the Outland Trophy.

One of his other former pupils was Aaron Gibson, a finalist for the Lombardi Award and the Outland Trophy. Gibson,

## HUEBER NOTEBOOK

**Responsibility:** Offensive Line

**Bowl games:** 10

**Big Ten titles:** 3




**Year at Wisconsin:** 12th

**Alma mater:** South Dakota '71

**Family:** wife Nancy; sons Jeffrey, Jonathan and Joseph and daughter Kristine

**Coaching career:** Wisconsin, 1992-present; Minnesota, 1984-91; Memphis State, 1983; Temple, 1981-82; Wichita State, 1979-80; Dodge City Community College, 1975-78; Cincinnati, 1974

**Players he's coached:** Chris McIntosh (Seahawks and Outland Trophy finalist); Aaron Gibson (Cowboys and Lombardi Award finalist); Mark Tauscher (Packers); Al Johnson (2002 Rimington Trophy finalist and 2003 2nd-round (Cowboys) NFL draft choice)



The Hueber Family

like McIntosh, was a consensus All-American and first-round NFL draft pick. More than 25 of Hueber's former players have made NFL rosters.

Hueber also coached running backs for three seasons (1992-94) at UW. He tutored Big Ten MVP Brent Moss and

Terrell Fletcher in 1993 when that duo combined for 2,633 yards.

Jim and his wife, Nancy, have four children: Jeffrey, Jonathan, Joseph and Kristine.

# ROB IANELLO

## Tight Ends

Rob Ianello, the recruiting coordinator (since 1994) and wide receivers coach (since 1997) at Arizona, was named Wisconsin's tight ends coach last March.

Ianello, who was promoted to the position of passing game coordinator just before coming to Wisconsin, last season coached Pac-10 receiving leader Bobby Wade, who caught 93 passes for 1,389 yards and eight touchdowns. Wade teamed with Andrae Thurman for 154 catches in 2002, the most in Arizona history by a receiving duo.

The Wildcats' 1998 squad was 12-1, ranked fourth nationally and defeated Nebraska in the Holiday Bowl. That team's offense was the first in Pac-10 history to register five straight games of 500 yards or more of total offense. Arizona's '99 offense ranked No. 1 in the Pac-10 and No. 3 nationally (Dennis Northcutt caught 88 passes, then a school record).

"I am thrilled to have Rob return to Wisconsin," UW head coach Barry Alvarez said. "He was a member of our original staff here in 1990 and helped us build our program from the beginning. In addition to being a strong recruiter, he developed into a fine football coach. I'm very pleased to have him re-join us."

Ianello was the on-campus recruiting coordinator at Wisconsin from 1990-91 and the recruiting coordinator for the Badgers from 1992-93. It was during those years that Wisconsin built its 1994 Rose Bowl champion.

Prior to joining Alvarez's first staff at Wisconsin, Ianello was assistant recruiting coordinator with head coach Bill Curry at Alabama in 1988-89 (the Crimson Tide won the '89 SEC title and earned a Sugar Bowl berth). That staff signed 17 of the eventual 22 starters on Alabama's 1992 national championship team. Ianello was a graduate assistant for the Crimson Tide in 1987.

In 1999 Ianello was named one of the top 10 recruiters in the nation by ESPN.com and one of the top six recruiters in the country by *The Sporting News*.

Ianello was elected to the Board of Trustees of the American Football

## IANELLO NOTEBOOK

**Responsibility:** Tight Ends

**Bowl games:** 7

**Big Ten titles:** 1




**Year at Wisconsin:** 5th

**Alma mater:** Catholic University of America, '87

**Family:** wife Denise and son Zachary

**Coaching career:** Wisconsin, 2003-present; Arizona, 1994-2002; Wisconsin, 1990-93; Alabama, 1988-89

**Players he's coached or recruited:** Bobby Wade (Pac-10 receiving leader in 2002); Dennis Northcutt (consensus All-American and first player chosen in second round of 2000 NFL Draft by Cleveland); Jeremy McDaniel (Buffalo Bills); Derrick Lassic (former Dallas Cowboy and 1993 Sugar Bowl MVP); Clarence Farmer (2001 Pac-10 rushing leader); Ray Wells (2002 All-Pac-10 special teams player); Michael Jolivet (2001 All-Pac-10); Jason Johnson (Academic All-Pac-10, Arizona career passing leader)



The Ianello Family

Coaches Association in January of 2003 (he's the only assistant coach on the board). The Board formulates policy and provides direction for the AFCA, which was founded in 1922 by Amos Alonzo Stagg, John Heisman and others. Ianello also chairs the AFCA's Assistant Coaches Committee and is the general chairman of the AFCA's all division Assistant Coaches Committee.

A native of Port Chester, N.Y., Ianello is a 1987 graduate of The Catholic University of America in Washington, D.C. He and his wife, Denise (now in her first year as an assistant women's basketball coach at Wisconsin after serving as associate head coach at Arizona), have a 1-year-old son, Zachary.

# RON LEE

## Defensive Backs

Ron Lee, defensive coordinator and defensive backs coach at San Jose State the past two seasons, is in his first season as defensive backs coach at Wisconsin.

"I'm excited to have Ron join our staff," Alvarez said. "I saw him coach first-hand several years ago during a visit to Colorado State and he impressed me then. He has a solid background and knowledge of the game. We're fortunate to have him with us."

San Jose State ranked No. 3 nationally in passes intercepted (23) in 2002 and No. 4 nationally in turnovers gained (38). Wisconsin was tied for fourth (22) and 12th (35), respectively, in those two categories last season. Spartans' free safety Gerald Jones finished third in the nation with eight interceptions in 2002. San Jose State was the only school in the nation with three players ranked among the top 100 nationally in interceptions last season. Wisconsin strong safety Jim Leonhard led the nation in interceptions with a Big Ten record-tying 11.

Lee went to San Jose State after serving as defensive backs coach at Colorado State from 1993-2000. During that time, Lee coached the 1995 Jim Thorpe Award (nation's best defensive back) winner (Greg Myers). Colorado State led the nation in turnover margin in 1997.

Lee was defensive backs coach at Idaho in 1992, defensive backs coach/special teams coordinator at Portland State in 1991 and served as a graduate assistant coach at Miami (Fla.) from 1989-90.

Lee has ample experience with winning football programs. In addition to Miami's national title in 1989, he was a part of five conference titles at Colorado State, one at Idaho and one at Portland State. Lee has coached in seven bowl games (two at Miami and five at Colorado State) as well as the NCAA

### LEE NOTEBOOK

**Responsibility:** Defensive Backs

**Bowl games:** 7

**Big Ten titles:** 0




**Year at Wisconsin:** 1st

**Alma mater:** Washington State, '89

**Family:** wife Eileen; children Aubree, Jamison, Kayla, Christopher and Madison

**Coaching career:** Wisconsin, 2003-present; San Jose State, 2001-02; Colorado State, 1993-00; Idaho, 1992; Portland State, 1991; Miami (Fla.), 1989-90

**Players he's coached or recruited:** Greg Myers (1995 Jim Thorpe Award winner); Gerald Jones (ranked No. 3 nationally in interceptions in 2002); James Fuller (Chargers); Ray Jackson (Browns); Eric Olson (Jaguars); John Howell (Buccaneers and Jaguars); Jason Craft (Jaguars)



The Lee Family

Division II playoffs (Portland State was a 1991 semifinalist). In addition, he played for Washington State's 1988 Eagle Aloha Bowl winner.

Lee, a native of Tulare, Calif., is a 1989 graduate of Washington State, where he was a four-year letterman

(1985-88) as a defensive back for the Cougars. He led the Pac-10 in fumbles forced in 1986. Lee earned a B.A. in child and family studies from Washington State in 1989. He is married (Eileen) and has five children (Aubree, 11; Jamison, 10; Kayla, 9; Christopher, 4; and Madison, 1).

# HENRY MASON

## Wide Receivers

When college football pundits discuss programs known for great receivers, Wisconsin isn't usually among the first schools mentioned -- but it should be.

In eight seasons with the Badgers, Henry Mason has quietly built a reputation for developing and bringing major league talent to the UW campus.

The Badgers, of course, maintain one of the nation's most potent ground games. But Mason's pass-catchers have been performing at a very high level for years, too. In the mid-1990s Tony Simmons and Donald Hayes formed one of the best tandems in college football. That duo ranks fourth (Simmons) and seventh (Hayes) in career yardage at Wisconsin.

In more recent years, Bedford, Ohio natives and Mason recruits Chris Chambers and Lee Evans starred for the Badgers. Evans put together the greatest season ever by a Badger receiver in 2001 when he set the Big Ten record for receiving yards (1,545) in a season. A Biletnikoff Award finalist and first-team All-Big Ten choice, Evans emerged as one of the nation's top offensive threats.

Chambers, the school's MVP in 2000, is one of only three Badgers (Al Toon and Evans are the others) in history to record more than 2,000 yards receiving. Chambers was picked by Miami in the second round of the 2001 NFL Draft.

Last season, with Evans injured, Mason developed freshmen Jonathan Orr and Brandon Williams into aerial threats. Orr's 842 receiving yards were a UW rookie record as were Williams' 52 catches. Both players were second-team freshman All-Americans according to *The Sporting News*.

Mason came to Wisconsin prior to the 1995 season after helping Western Michigan lead the Mid-American Conference in passing three times in four seasons.

## MASON NOTEBOOK

**Responsibility:** Wide Receivers

**Bowl games:** 6

**Big Ten titles:** 2



**Year at Wisconsin:** 9th

**Alma mater:** Central Missouri State '79

**Family:** wife Debbie

**Coaching career:** Wisconsin, 1995-present; Western Michigan, 1991-94; Smith-Cotton (Mo.) High School, 1982-90; Baker University, 1981; Lexington (Mo.) High School, 1979-80

**Players he's coached:** Lee Evans (UW's career receiving leader and Big Ten record-holder for receiving yards in a season); Chris Chambers (2000 MVP; 2001 2nd-round NFL pick; Dolphins' leading receiver in 2002); Tony Simmons (UW's No. 4 career receiver); Donald Hayes (New England Patriots)



The Mason Family

His lone head coaching position was an impressive rebuilding effort at Smith-Cotton (Mo.) High School from 1982-90. His 1988 team became the first in 13 years at the school to post a winning record.

Mason served one year as an assistant coach at Baker University (1981) and two seasons at Lexington (Mo.) High

School (1979-80) before taking over at Smith-Cotton.

Mason, who lettered in football and baseball at Central Missouri State, was drafted by the Baltimore Colts and played one season with the St. Louis Cardinals.

His wife's name is Debbie.

# BRIAN MURPHY

## Special Teams & Outside Linebackers

Brian Murphy has been in his current position for just one season, but Wisconsin has already made noticeable improvements on special teams and at outside linebacker.

Murphy, who has worked for the Wisconsin football program in five different capacities, guided special teams units last season that featured the Big Ten's No. 2 punt returner (Jim Leonhard) and No. 8 kickoff returner (Brandon Williams). UW kicker Mike Allen concluded the 2002 campaign by booting a 37-yard field goal to win the Alamo Bowl in overtime.

Murphy also helped tutor OLBs Kareem Timbers and LaMarr Watkins, the latter a true freshman who started the second half of last season.

Murphy had been an administrative assistant for the Badger football program. Prior to that appointment, Murphy was defensive line coach and strength and conditioning coordinator at Lehigh, his alma mater, for one year. He spent the 1998 season as defensive coordinator, linebackers coach and recruiting coordinator for the University of San Diego.

Murphy also worked one season (1997) as a graduate assistant with the defensive backs at Baylor.

He helped Wisconsin assistant head coach John Palermo with the Badger defensive line as a graduate assistant in 1995 and 1996. The 1996 squad won the Copper Bowl. Murphy was a G.A. for Bill Callahan's offensive line in 1994 when UW played in the Hall of Fame Bowl.

Additionally, he helped direct Wisconsin's recruiting efforts in 1994. Murphy's first position at UW-Madison was as an academic liaison in 1993.

### MURPHY NOTEBOOK

**Responsibility:** Special Teams and Outside Linebackers

**Bowl games:** 3

**Big Ten titles:** 0



**Year at Wisconsin:** 2nd

**Alma mater:** Lehigh, '92

**Family:** wife Maggie; son Eamon; daughter Flynn

**Coaching career:** Wisconsin, 2002-present; Lehigh, 1999; San Diego, 1998; Baylor, 1997; Wisconsin, 1994-96; Benedictine, 1992

**Players he's coached:** Jim Leonhard (set UW record for punt return yardage in 2002); Brandon Williams (set UW record for kick return yardage in 2002)



The Murphy Family

Murphy got his first football coaching position in 1992 at Benedictine University (Lisle, Ill.), where he worked with the defensive line.

Murphy has his B.A. degree in international relations from Lehigh (1992) and

an M.S. in education administration from UW-Madison (1997). Murphy lettered in football four times at Lehigh as a defensive lineman.

Brian and his wife, Maggie, have two children: son Eamon and daughter Flynn.

# JOHN PALERMO

## Assistant Head Coach & Defensive Line

Building strong defenses is nothing new to assistant head coach and defensive line boss John Palermo.

During Notre Dame's rise to the top of the college football world in the late 1980s, Palermo and Badger coach Barry Alvarez devised the Fighting Irish defensive game plan.

Palermo is in his 13th year as an aide to Alvarez at Wisconsin, and the duo has, once again, built some fine defenses.

Palermo's latest prized pupil, Wendell Bryant, was the 12th pick overall (to Arizona) in the 2002 NFL Draft after being named the Big Ten's Defensive Lineman of the Year for the second consecutive campaign.

The 1998 Badger defenders ranked first nationally in scoring, fourth in rushing, fifth in total and seventh in pass efficiency defense. That defense was led by Tom Burke, the hard-charging defensive end tutored by Palermo. Burke led the nation and set a Big Ten record for quarterback sacks. Burke was Palermo's second All-America end at UW.

Palermo's first national honor recipient at UW was Tarek Saleh, who set many school sack and TFL marks and earned All-America praise in 1996.

Palermo has also been a strong recruiter at UW having drawn Saleh, Tennessee Titan Bobby Myers and prep All-American Anttaj Hawthorne to the UW from Connecticut.

As assistant head coach, Palermo had to step in for Alvarez at Minnesota in 2000 to serve as head coach. Alvarez was out after knee surgery and Palermo helped the Badgers to a 20-17 overtime victory.

Palermo's time at Wisconsin has been split between coaching outside linebackers (1991-94) and the defensive line (1995-present). Before his appointment with the Badgers, Palermo was head

### ■ PALERMO NOTEBOOK

**Responsibility:** Assistant Head Coach & Defensive Line

**Bowl games:** 14

**Big Ten titles:** 3



**Year at Wisconsin:** 13th

**Alma mater:** Florida State '74

**Family:** wife Donna; son Jason and daughter Jessica

**Coaching career:** Wisconsin, 1991-present; Austin Peay State, 1990; Notre Dame, 1988-89; Minnesota, 1984-87; Appalachian State, 1983; Memphis State, 1980-82; Austin Peay State, 1979

**Players he's coached:** Tarek Saleh (1996 All-American); Chris Zorich (consensus All-American at Notre Dame); Tom Burke (Cardinals; NCAA sack leader; consensus All-American); Wendell Bryant (12th pick overall to Cardinals; two-time Big Ten Defensive Lineman of the Year; All-American)



The Palermo Family

coach at Austin Peay State (1990) and an assistant at Notre Dame (1988-89), Minnesota (1984-87), Appalachian State (1983), Memphis State (1980-82) and Austin Peay State (1979).

His star player prior to UW was former college lineman of the year Chris

Zorich, a consensus All-American at Notre Dame.

John, and his wife, Donna, have a son (Jason) and a daughter (Jessica). Jason is a Badger sophomore football player.

# BRIAN WHITE

## Offensive Coordinator & Running Backs

Fifth-year offensive coordinator Brian White continues his ascent to the elite level of college football coaches. The enthusiastic White, who has coached UW running backs since 1995, continues to make his mark both on the field and the recruiting trail.

In four years directing the offense and calling the plays, the former college quarterback has left his imprint on the Badger program.

In his rookie season at the controls of the offense (1999), the Badgers set a school scoring record and finished 10th nationally in that category. In 2000, first-year starter Michael Bennett was the NCAA's third-leading rusher, but the team also had a school-record six 200-yard passing games.

In 2001 Anthony Davis was the nation's fifth-leading rusher and Big Ten Freshman of the Year, Lee Evans set the Big Ten record for receiving yards in a season (1,545) and quarterbacks Brooks Bollinger and Jim Sorgi each threw for more than 1,000 yards.

A year ago, Davis rushed for a UW sophomore-record 1,555 yards, while receivers Jonathan Orr and Brandon Williams were second-team freshman All-Americans by *The Sporting News*.

As backfield coach, White has helped the Badgers produce a 1,000-yard rusher in each of his eight seasons at the school. The UW has led the Big Ten in rushing three times (1996, 1998 and 1999) with White on staff.

White's star pupil, of course, is 1999 Heisman Trophy winner Ron Dayne. White was a driving force in Dayne's march toward the NCAA Division I-A career rushing mark.

One of college football's top recruiters, the personable White is credited with opening doors in Texas and California for the Badgers.

### WHITE NOTEBOOK

**Responsibility:** Offensive Coordinator & Running Backs

**Bowl games:** 9

**Big Ten titles:** 2



**Year at Wisconsin:** 9th

**Alma mater:** Harvard '86

**Family:** wife Salli; daughter Cassi and son Jackson

**Coaching career:** Wisconsin, 1995-present; UNLV, 1994 & 1990-92; Nevada, 1993; Notre Dame, 1988-89; Fordham, 1986-87

**Players he's coached:** Ron Dayne (1999 Heisman Trophy winner), Michael Bennett (2001 NFL first-round draft pick by Vikings), Anthony Davis (2001 Big Ten Freshman of the Year)



The White Family

Prior to Wisconsin, White worked for Jeff Horton (now the Badger quarterbacks coach) at UNLV and Nevada. Randy Gatewood, one of White's wide receivers at UNLV, caught 23 passes (for 363 yards) in one game. QB Chris Vargas was second nationally in total offense while White was at Nevada.

As a graduate assistant for Lou Holtz at Notre Dame, White helped tutor run-


ning backs (1988-89) and worked with Ricky Watters and Reggie Brooks.

The former Harvard quarterback (school's No. 2 career passer when he left) earned his B.A. in 1986, an M.A. from Fordham in 1988 and an M.B.A. from Notre Dame in 1990.

Brian and his wife, Salli, have a daughter, Cassi, and a son, Jackson.

# FOOTBALL SUPPORT STAFF

PERSONNEL



## Scott Kavanagh

Former Badger quarterback Scott Kavanagh is in his second year as a graduate assistant coach at his alma mater. Kavanagh works primarily with the quarterbacks.

Kavanagh was a four-year letterwinner for the Badgers from 1996-99. During that time, Wisconsin won two Big Ten titles and two Rose Bowls, and compiled a 37-13 record.

Kavanagh earned his bachelor's degree in agricultural journalism in 2001 and currently is working on a master's degree in education administration.

Kavanagh is a native of Naperville, Ill.




## Robert Wimberly

Robert Wimberly is in his first season as a graduate assistant with the Badgers. He works primarily with the Wisconsin defensive backs.

Wimberly earned four letters and started at wide receiver his last two seasons at Alabama A&M. A two-time team captain, Wimberly helped his team to the Southwestern Athletic Conference championship game in 2000.

Wimberly, who earned a bachelor's degree in hospitality management from Alabama A&M in 2002, is a native of Miramar, Fla.



## Jeremy Sinz

Jeremy Sinz, who served two seasons as a graduate assistant at Syracuse, is in his second season at Wisconsin and his first as Director of Football Operations. He served as an administrative assistant in 2002.

Previously Sinz assisted with Syracuse's defensive linemen, a group that included first-team All-American Dwight Freeney. Sinz was the outside linebackers coach at Harvard from Dec. 1998 to March of 2000.

Sinz is a 1998 graduate of St. Cloud State, where he was an all-conference linebacker. Sinz is a native of Edgar, Wis., and he played prep football for his father, Jerry, at Edgar High School.

Sinz married the former Tracey Brandt in July of 2003.



**Lisa Powell**  
Program Assistant



**Sandy Freye**  
Program Assistant



**Sharon Betlach**  
Program Assistant




**Breanne Kusnierek**  
Program Assistant

# SENIOR DEPARTMENT STAFF

## Jamie Pollard

### Deputy Athletic Dir.



Jamie Pollard begins his first year as Deputy Athletic Director. He is the division's No. 2 administrator and will represent Barry Alvarez (when necessary) when Alvarez becomes A.D.

Pollard has been responsible for the inter-

nal administration of the Badgers' 23-sport, \$55 million athletic department since 1998 and developed a five-year financial plan that increased the division's operating reserve to \$7 million. He has also been the sports administrator for men's and women's basketball as well, a responsibility he will maintain.

Named the 2002 Business Manager of the Year by the Collegiate Athletic Business Managers Association (CABMA), Pollard previously was Associate A.D. for Administration at Maryland (1994-98) and Associate A.D. for Internal Operations at St. Louis (1989-94).

The 1987 NCAA Division III national champion in the 5,000 meters, he has a B.S. in business administration from UW-Oshkosh (1987). Pollard and his wife, Ellen, have two sons (Thomas and James) and two daughters (Annie and Maggie).

## Steve Malchow

### Communications



Steve Malchow is in his first year as Associate Athletic Director for Communications. Malchow oversees the sports information, Web site, publications and technical service functions of the department.

Malchow joined

the UW staff in 1990 as Director of Men's Sports Information until a 2001 promotion to Assistant A.D. for Communications, where he was responsible for the SID office, Web site development, radio and TV partnerships and the implementation of a comprehensive communications plan for the department.


He was Wisconsin's football media contact for 11 years and coordinated Ron Dayne's Heisman Trophy-winning campaign in 1999. Malchow was Media Coordinator for the 2002 NCAA Men's Basketball Midwest Regional.

Previously, Malchow worked in the sports information (1985-89) and marketing and promotions (1985) offices at Iowa.

He has B.B.A. degrees in marketing (1984) and management information systems (1990) from Iowa. His family includes wife, Barb, and son, Bryce.

## Doug Beard

### Administration



Doug Beard begins his first season on the UW's senior-level administrative team as Associate Athletic Director for Administration. Beard will supervise the business and finance, equipment, event manage-

ment, food and beverage, suite services, human resources and sports medicine units.

Beard came to UW in 2001 as Assistant A.D. for event management as well as helping administer the department's internal operations. He was named Associate A.D. in 2002.

Beard worked at UW-Milwaukee as Athletic Business Manager (1989-91) and Assistant (1991-96) and Associate (1996-2001) Athletic Director. He played a critical role in helping UWM move from Division III to Division I status within the NCAA, while enhancing its operational budget from \$750,000 to \$5.8 million.

Beard has a B.S. in business administration from New Hampshire (1985) and an M.A. in athletic administration from Kent State (1987). His family includes wife, Patricia and stepdaughter, Lindsay.

## Cheryl Marra

### Sports Administration



Cheryl Marra is in her second year as Senior Associate Athletic Director for Sports Administration. Marra is also the school's Senior Woman Administrator for the Big Ten Conference and NCAA. She supervises

20 sports (with assistance from two staffers) and the academic affairs and compliance departments. Marra is the direct administrator for men's and women's hockey.

Hired in 1990 at the UW as an Associate A.D. for Women's Athletics, Marra was responsible for planning, scheduling, evaluations and supervision of 11 sports. She has been a regular participant on NCAA committees (post-graduate scholarship, women's athletics, women's soccer and women's basketball). Marra is in her second year as chair of the women's basketball committee.

The Director of Athletics for Women's Sports at Denison from 1983-90, Marra also served that school as an assistant professor and women's soccer (11 years) and track (nine) coach. Marra has a B.S. from Slippery Rock State (1977) and M.A. from Ohio State (1983).

## John Chadima

### Operations



John Chadima, an original member of Barry Alvarez's football staff at Wisconsin, is in his first season as Associate Athletic Director for Operations. He is in charge of managing capital projects, including the renovation of Camp


Randall Stadium, and supervising the facilities, maintenance and strength and conditioning staffs. He is the department liaison with University Ridge and will remain involved with the operations of the football program.

Chadima served as Director of Football Operations (2000-03) and football Administrative Assistant (1990-97) with responsibilities in coordinating team travel and scheduling, preseason training camp, the summer jobs program and the sport's multi-million dollar budget. He was the school's Director of Facilities and Events (1997-2000).

Chadima has a B.S. (1988) in physical education with an emphasis in athletic administration from Iowa. He also studied in the master's programs (for athletic administration) at both Iowa and Wisconsin.

## Vince Sweeney

### External Relations



Vince Sweeney is in his 14th year at Wisconsin and second as Senior Associate Athletic Director. Sweeney manages the marketing and promotions, ticketing and fundraising components of the division. He also is the department


liaison with the Chancellor's Office, Athletic Board, Wisconsin Alumni Association, National W Club and Badger Sports Properties.

Since 1991, Sweeney has served, progressively, as UW's Director of Trademark Licensing, Director of Marketing and Associate Athletic Director for External Relations (areas of supervision included sports information, special events, development, ticket office, spirit squad and trademark licensing). Sweeney was named 1994 Marketer of the Year by the American Marketing Association and also received accolades from *Athletic Management*.

Sweeney has a B.A. in journalism and mass communications from UW (1978). His family includes wife, Sharon, and daughters (Kelsey and Keara).

# ATHLETIC DEPARTMENT STAFF


PERSONNEL




**Tim Bald**  
Compliance



**Linda Callow**  
Business Office




**John Dettmann**  
Strength & Cond.



**Justin Doherty**  
Sports Information




**Tam Flarup**  
Web Site Services




**Barry Fox**  
Facilities




**Terry Gawlik**  
Sports Admin.




**David Harris**  
Academic Services




**Dennis Helwig**  
Athletic Training




**Corbin Hunt**  
Ath. Ticket Office




**Trent Jackson**  
UW Foundation




**John Jentz**  
Sports Admin.




**Kevin Kluender**  
Marketing



**Kip Marvin**  
Personnel




**Mike Moss**  
BIG RED Life Skills




**Will Mulvaney**  
Video Services



**Terry Murawski**  
National W Club




**Marija Neubauer**  
Badger Fund




**Jim Roberts**  
Technical Services




**Josette Scheer**  
Spirit Squads




**Terry Schlatter**  
Equipment






**Tim Taggart**  
Food & Beverage






**Cindy Van Matre**  
Trademark Licensing




**Tom Wistrill**  
Badger Sports Pr.



# 2003 BADGERS





# ITEMS OF INTEREST

- Wisconsin returns 16 starters on offense and defense, in addition to its punter, kickers and return specialists, from its 2002 Alamo Bowl championship team.
- Senior WR Lee Evans returns for his final year after sitting out last season with a knee injury. Evans set the Big Ten record for receiving yards in a season with 1,545 and was a Biletnikoff Award finalist as a junior in 2001.
- Junior RB Anthony Davis was the nation's leading rusher over the past two seasons combined with 3,021 yards. He was second in the Big Ten with 1,555 yards in 2002. He and Ron Dayne are the only two Badgers ever to rush for 1,000 yards in both their freshman and sophomore years. Davis has rushed for at least 100 yards in 17 of 24 career games.
- Wisconsin has had a 1,000-yard rusher for a Big Ten-record 10 straight seasons now. Only North Carolina (12 from 1973-84) and Southern California (10 from 1972-81) have equalled or bettered that streak.
- The Badgers are 7-1 in bowl games under head coach Barry Alvarez.
- Alvarez, starting his 14th season as head coach, was recently named to take over as Director of Athletics at Wisconsin starting in April of 2004. He will remain as football coach, as well.
- Wisconsin has had a finalist for one of college football's major awards in each of the past five seasons.
- The Badgers will have two new assistant coaches in the program in 2003. Ron Lee came from San Jose State to take over as Wisconsin's defensive backs coach. TE coach Rob Ianello, who was on the Badgers' staff in the early 1990s, comes back to Madison after a nine-year stint at Arizona.
- Senior QB Jim Sorgi will take over as the starter now that Brooks Bollinger is gone. Sorgi, despite just five career starts, ranks 14th on the all-time school list for passing yardage.
- Sorgi will be throwing to a talented group of receivers, including Lee Evans (school-record 2,255 receiving yards), Jonathan Orr (school freshman-record 842 receiving yards last season), Brandon Williams (663 receiving yards last season were second only to Orr's 842 yards in UW freshman history) and Darrin Charles (career highs of 25 catches and 323 yards in 2002).
- Wisconsin returns two of the top return specialists in the Big Ten in junior Jim Leonhard and sophomore Brandon Williams. Leonhard's 12.1 yards per punt return ranked No. 2 in the Big Ten in 2002 and his 434 punt return yards were a school record. Williams set school records for kickoff returns (32) and kickoff return yardage (670) last season as a true freshman.
- Junior Jim Leonhard led the nation in interceptions last season with a Big Ten record-tying 11. It was the most by a Big Ten player since 1951.
- Wisconsin won eight games in 2002 for the eighth time in the past 10 seasons. That is equal to the number of eight-win campaigns Wisconsin had from 1889-1992.
- Wisconsin's fabled Camp Randall Stadium is undergoing a renovation that will include increased seating capacity, suites, club seating, improved concessions areas and concourses, a new scoreboard and a new athletic department office building.
- Wisconsin sold 61,226 season tickets in 2002. That marked the sixth time in seven seasons that UW eclipsed the 60,000 mark for season tickets sold.

## ■ ALVAREZ SAYS ...

I like the way we ended last season, especially with so many young players contributing, and being key contributors. The last two games, and particularly the way we won the bowl game, are games we've used as a springboard into the 2003 season. I think that gave the players confidence and we hope to use that and ride it.

Our team is young, but experienced. We won't have many seniors on this team. It's nice to have Lee back. He will give us good leadership as well as another playmaker. We are so much more experienced than we were a year ago and I feel good about that.

### OFFENSE

In our receivers we've got a big playmaker in Lee, and I think our younger players really improved as the season went on and made some plays in the bowl game. I expect them to take another step. We have one of the better running backs in the country in Anthony. I think Jim Sorgi is ready for a breakout year. He's had some outstanding games and now this is his team. He's concentrating on getting stronger and adding some bulk and he has accomplished that. He's a good leader and we're looking for him to have an outstanding year. Our biggest question mark is on the offensive line where we lose three outstanding seniors. We have some strength in the middle; both our guards have started for a couple years and I think Donovan Raiola has a chance to be a real solid center. Mike Lorenz has game experience, even though it was often at tight end last season. So, that gives us one position (left tackle) that is unknown and that was an emphasis for us in the spring. Overall, I feel we can be an explosive offense and have the potential to be outstanding.

### DEFENSE

Defensively, there is no reason why we shouldn't take another huge step. We lose one guy up front. I think our defensive line has some depth; a lot of those guys have played and played effectively. I think Jeff Mack and Alex Lewis could be one of the better linebacking pairs we have had, plus I am looking for some of our young linebackers to take a step and give us some depth there. Our secondary returns three starters and guys who were very effective and with some young players being added to the mix I expect improvement back there. So I think defensively we can make a big jump.

### SPECIAL TEAMS

Our kicking game still needs work, but I thought we were improved last year and all the guys are back. Our attitude was good, but we were sometimes inconsistent in the kicking game and that is something we emphasized in the spring with an eye toward making more improvements.

## NUMERICAL ROSTER

No.	Name	Pos.	Ht.	Wt.	Birth.	Yr/Elig.	Hometown (Last School / High School)
1	Brown, Byron **	WR	6-0	190	3/10/80	Sr./Sr.	Sicklerville, N.J. (Overbrook)
1	Turner, Michael	RB	5-10	185	5/1/84	Fr./Fr.	Fort Worth, Texas (Dunbar)
2	Starks, Scott **	DB	5-10	168	6/27/83	Jr./Jr.	St. Louis, Mo. (Hazelwood East)
2	Stocco, John	QB	6-2	195	6/14/83	So./Fr.	Richfield, Minn. (Academy of Holy Angels)
3	Evans, Lee ***	WR	5-11	202	3/11/81	Sr./Sr.	Bedford, Ohio (Bedford)
4	Cowans, Chuckie *	DB	5-8	169	7/20/82	Sr./Jr.	Chicago, Ill. (Richards)
5	Moss, Tony	DB	6-0	182	11/10/83	So./Fr.	St. Louis, Mo. (Hazelwood East)
6	Bell, Brett **	DB	6-0	193	4/15/82	Jr./Jr.	Wheaton, Ill. (Warrenville South)
7	Aiello, Ryan ***	DB	6-1	196	12/11/81	Sr./Sr.	Oceanside, Calif. (El Camino)
7	Mason, Ernest	WR	6-0	180	3/25/85	Fr./Fr.	Fort Worth, Texas (Dunbar)
8	White, Brandon *	WR	6-3	182	10/8/83	So./So.	Palm Beach, Fla. (Dwyer)
9	Orr, Jonathan *	WR	6-3	190	3/20/83	Jr./So.	Detroit, Mich. (Henry Ford)
10	Catalano, Chris **	LB	6-1	206	2/28/82	Sr./Jr.	Thousand Oaks, Calif. (Westlake)
10	Hollins, Devin	QB	6-0	217	1/3/83	Jr./So.	Los Angeles, Calif. (Crenshaw)
11	Daniels, Owen *	WR	6-3	213	11/9/82	Jr./So.	Naperville, Ill. (Central)
12	Lewis, Alex *	LB	6-1	237	6/11/81	Sr./Sr.	Delran, N.J. (SUNY-Morrisville/Delran)
12	Donovan, Tyler	QB	6-1	176	6/4/84	Fr./Fr.	Hartland, Wis. (Arrowhead)
13	Hayes, Travann	WR	5-11	188	5/6/81	Sr./Jr.	Elgin, Ill. (Larkin)
13	Hogan, Casey	DB	6-5	195	2/2/85	Fr./Fr.	Cross Plains, Wis. (Middleton)
14	Sanders, Dontez *	DB	6-1	201	11/1/82	Jr./So.	Bedford, Ohio (Chanel)
14	Flowers, Jonte	WR	6-5	170	4/12/85	Fr./Fr.	Madison, Wis. (La Follette)
15	Cribbs, Reginald	LB	6-1	224	7/12/84	So./Fr.	Chicago, Ill. (Hubbard)
15	Swan, Luke	WR	6-0	185	9/5/84	Fr./Fr.	Fennimore, Wis. (Fennimore)
16	Schabert, Matt **	QB	6-2	203	7/7/82	Sr./Jr.	Elgin, Ill. (Larkin)
16	Stellmacher, Joe	DB	6-1	198	1/30/84	So./Fr.	Berlin, Wis. (Berlin)
17	Domonkos, Matt	PK	5-8	167	7/4/84	So./Fr.	Windber, Pa. (Bishop McCort)
17	Holzbauer, Jeff	WR	5-11	182	8/23/83	So./Fr.	Germantown, Wis. (Germantown)
18	Leonhard, Jim **	DB	5-8	183	10/27/82	Jr./Jr.	Tony, Wis. (Flambeau)
19	Sorgi, Jim ***	QB	6-5	190	12/3/80	Sr./Sr.	Fraser, Mich. (Fraser)
20	Pettus, Jerone **	RB	5-9	176	1/30/81	Sr./Jr.	Roosevelt, N.Y. (Roosevelt)
21	Rowan, Levonne *	DB	6-1	178	11/2/82	So./So.	Erie, Pa. (Mercyhurst Prep)
21	Balts, Josh	RB	6-1	220	8/12/84	Fr./Fr.	Barron, Wis. (Barron)
22	Fuller, Phillip	RB	5-11	183	11/17/82	So./Fr.	Irving, Texas (Nimitz)
22	Rogers, Roderick	DB	6-2	185	9/7/84	Fr./Fr.	Stone Mountain, Ga. (Stephenson)
23	Joran, Paul	LB	6-3	220	4/2/84	So./Fr.	Apple Valley, Minn. (Apple Valley)
24	Watkins, LaMarr *	LB	6-1	216	10/4/83	So./So.	Mt. Laurel, N.J. (Lenape)
25	Williams, Brandon *	WR	5-11	170	2/24/84	So./So.	St. Louis, Mo. (Hazelwood East)
26	Sylvain, Johnny	DB	5-10	181	3/27/82	Jr./So.	Hackensack, N.J. (Hackensack)
26	Hampton, Zach	WR	5-10	173	10/5/83	So./Fr.	Lancaster, Wis. (Lancaster)
27	Cook, Enrique	WR	6-2	185	7/8/84	So./Fr.	Hammond, Ind. (Mt. Carmel)
28	Davis, Anthony **	RB	5-8	191	5/21/82	Sr./Jr.	Plainfield, N.J. (Plainfield)
28	Van Der Geest, Jacob	LB	6-1	207	9/1/82	Jr./So.	Merrill, Wis. (Merrill)
29	Campbell, Scott *	PK	6-0	245	7/1/81	Sr./Sr.	Clemson, S.C. (Georgia Military Academy / D.W. Daniel)
30	Smith, Dwayne *	RB	5-11	225	4/3/84	So./So.	Chicago, Ill. (Hales Franciscan)
31	Morse, R.J. **	P	6-1	246	9/1/83	Jr./Jr.	Waipahu, Hawaii (Iolani)
31	Niay, Aaron	RB	5-8	191	9/22/82	Jr./So.	Sussex, Wis. (Arrowhead)
32	Stanley, Booker	RB	5-10	207	3/24/83	So./Fr.	Milwaukee, Wis. (Whitefish Bay)
32	Brown, Nathan	DB	6-3	210	11/26/83	So./Fr.	Madison, Wis. (La Follette)
34	Timbers, Kareem **	LB	6-3	209	5/12/81	Sr./Jr.	Chicago, Ill. (Mt. Carmel)
36	White, Johnny	DB	6-2	202	6/23/85	Fr./Fr.	Pearland, Texas (Pearland)
37	Root, Greg	FB	6-2	256	10/5/82	Jr./So.	Palmdale, Calif. (Highlands)
37	Brown, Matthew	TE/LB	6-5	230	7/15/85	Fr./Fr.	Madison, Wis. (La Follette)
38	Ware, Kurt	TE	6-4	243	2/17/85	Fr./Fr.	Spring, Texas (Klein Oak)
39	Kamoku, James	DB	6-2	200	2/5/85	Fr./Fr.	Kailua-Kona, Hawaii (Kealakehe)
39	Wielebski, T.J.	LB	6-1	262	11/30/81	Sr./Jr.	Ottawa, Wis. (Kettle Moraine)

No.	Name	Pos.	Ht.	Wt.	Birth.	Yr/Elig.	Hometown (Last School / High School)
41	Zalewski, Mark	LB	6-2	232	3/15/84	So./Fr.	Wausau, Wis. (East)
42	Brooks, Robert **	DB	5-10	179	12/10/82	Jr./Jr.	Carrollton, Texas (Newman Smith)
43	McCorison, Kyle *	LB	6-0	242	4/4/81	Sr./Sr.	Altoona, Wis. (Northern Iowa/Altoona)
44	Ellestad, Patrick **	DB	6-1	178	2/24/82	Sr./Jr.	Fond du Lac, Wis. (St. Mary's Springs)
45	Bernstein, Matt *	FB	6-2	273	12/26/82	Jr./So.	Scarsdale, N.Y. (Edgemont)
46	Mack, Jeff ***	LB	6-0	244	2/20/81	Sr./Sr.	Madison, Wis. (West)
47	Goode, Elliot *	LB	6-2	240	9/26/83	So./So.	Manlius, N.Y. (Fayetteville-Manlius)
48	Gillen, John	LB	6-4	246	7/18/82	Jr./So.	Glen Ellyn, Ill. (Glenbard West)
49	Kelly, Brandon	LB	6-4	220	2/23/85	Fr./Fr.	Bedford, Ohio (Bedford)
50	Clinkscale, Jonathan **	OL	6-3	308	4/17/82	Sr./Jr.	Altadena, Calif. (Muir)
51	Jonjak, Tom	LB	6-1	212	2/8/82	Sr./Jr.	Chippewa Falls, Wis. (Chippewa Falls)
52	Palermo, Jason	OL	6-3	291	10/16/82	Jr./So.	Madison, Wis. (Edgewood)
53	Raiola, Donovan *	OL	6-3	290	12/13/82	Jr./So.	Honolulu, Hawaii (Kamehameha)
54	Maiava, Lyle	DL	6-2	294	9/10/82	Jr./So.	Honolulu, Hawaii (St. Louis)
55	Lang, Jeff	OL	6-6	287	10/6/82	Jr./So.	Greenfield, Wis. (Wisconsin Lutheran)
56	Clemens, Jason	LB	6-1	226	8/28/80	Sr./Sr.	Lodi, Wis. (Lodi)
57	Johnson, Steven	LB	6-3	230	8/22/84	Fr./Fr.	Brookfield, Wis. (Central)
58	Barrett, Calvin **	OL	6-2	316	12/29/81	Sr./Jr.	Spring Valley, Calif. (Monte Vista)
59	Ovadal, Tim	DL	6-3	251	10/25/82	Jr./So.	Blanchardville, Wis. (Pecatonica)
60	Knauf, Luke	OL	6-4	295	3/13/84	Fr./Fr.	Stratford, Wis. (Stratford)
61	Lorenz, Mike *	OL	6-5	313	8/26/81	Sr./Jr.	Manitowoc, Wis. (Lutheran)
62	Van Someren, Mike	OL	6-7	295	10/6/84	Fr./Fr.	Somerset, Wis. (Somerset)
64	Kaye, Danny	OL	6-8	285	9/6/84	Fr./Fr.	New Berlin, Wis. (Eisenhower)
65	Coleman, Marcus	OL	6-6	305	11/17/84	Fr./Fr.	Plymouth, Minn. (Wayzata)
66	Ostrowski, Justin	DL	6-5	255	9/14/84	Fr./Fr.	Portage, Wis. (Portage)
67	Buenning, Dan **	OL	6-4	298	10/26/81	Sr./Jr.	Green Bay, Wis. (Bay Port)
68	Nieforth, Fred	OL	6-8	309	7/8/81	Sr./Sr.	Antigo, Wis. (Antigo)
69	Roscoe, Dan	OL	6-5	305	5/5/85	Fr./Fr.	Plymouth, Minn. (Wayzata)
70	Weininger, Andrew	OL	6-6	305	5/1/85	Fr./Fr.	Harrison, N.Y. (Harrison)
71	Harper, Carlos	OL	6-5	412	1/12/83	Jr./So.	Chicago, Ill. (Leo)
72	Thomas, Joe	OL	6-8	260	12/4/84	Fr./Fr.	Brookfield, Wis. (Central)
73	Gajda, Matt	DL	6-4	272	9/1/80	Sr./Sr.	Sturgeon Bay, Wis. (Sturgeon Bay)
74	Jefferson, Jason **	DL	6-3	307	12/20/81	Sr./Jr.	Chicago, Ill. (Leo)
75	Davis, Morgan *	OL	6-5	326	8/7/80	Sr./Jr.	Barron, Wis. (Barron)
76	Lawrence, Matt	OL	6-5	288	11/10/82	Jr./So.	Millsboro, Del. (Sussex Central)
77	Hawthorne, Anttaj **	DL	6-3	300	11/15/81	Jr./Jr.	Hamden, Conn. (Hamden)
77	Gyllin, Randy	OL	6-3	324	8/30/83	So./Fr.	Mauston, Wis. (Mauston)
78	Wood, Jake	OL	6-6	296	4/26/83	Jr./So.	Bettendorf, Iowa (Pleasant Valley)
79	Kleber, Mike *	DL	6-2	293	6/3/83	Jr./So.	Muskego, Wis. (Catholic Memorial)
81	Docherty, Bob **	TE	6-6	272	7/26/83	Jr./Jr.	Oshkosh, Wis. (North)
82	Tobias, Brandon	WR	6-5	215	9/12/84	Fr./Fr.	Chicago, Ill. (Thornton)
84	Pociask, Jason *	TE	6-3	250	2/9/83	Jr./So.	Plainfield, Ind. (Plainfield)
85	Paciotti, Tony **	TE	6-4	263	4/14/82	Sr./Jr.	Jessup, Pa. (Valley View)
86	Katula, Matt **	DL	6-6	282	8/22/82	Sr./Jr.	Brookfield, Wis. (Catholic Memorial)
87	Charles, Darrin **	WR	6-6	210	5/3/83	Jr./Jr.	Oshkosh, Wis. (North)
88	Bell, Mark *	TE	6-4	242	8/30/81	Sr./Jr.	Scottsdale, Ariz. (Chaparral)
89	Nellis, Joel	TE	6-4	243	7/16/82	Jr./So.	Madison, Wis. (Memorial)
90	James, Erasmus **	DL	6-4	261	11/4/82	Sr./Sr.	Pembroke Pines, Fla. (McArthur)
91	Lewis, Traison *	DL	6-2	239	12/24/81	Sr./Jr.	Rancho Cucamonga, Calif. (Rancho Cucamonga)
92	Welsh, Jonathan **	DL	6-4	228	6/9/82	Sr./Jr.	Houston, Texas (B.T. Washington)
93	Gorman, Mark	DL	6-4	268	10/9/83	So./Fr.	The Woodlands, Texas (The Woodlands)
94	Williams, Andre	DL	6-2	287	6/10/84	So./Fr.	Pittsburgh, Pa. (Central Catholic)
94	DeBauche, Kenneth	P	6-2	195	9/26/84	Fr./Fr.	Suamico, Wis. (Bay Port)
95	Monty, Joe	DL	6-2	246	3/22/84	So./Fr.	Ft. Collins, Colo. (Ft. Collins)
96	Cooper, Jamal	DL	6-4	210	7/14/85	Fr./Fr.	St. Louis, Mo. (Hazelwood East)
97	Cochart, Nick **	DL	6-1	267	5/8/81	Sr./Sr.	Brussels, Wis. (Southern Door)
97	Standring, Paul	P/PK	6-1	190	10/13/84	Fr./Fr.	Chicago, Ill. (St. Rita)
98	Jones, Darius **	DL	6-3	268	2/19/82	Sr./Jr.	Beloit, Wis. (Memorial)
99	Allen, Mike **	PK	6-2	186	11/1/82	Jr./Jr.	Prescott, Wis. (Prescott)

\* - letters won

## ALPHABETICAL ROSTER

No.	Name	Pos.	Ht.	Wt.	Birth.	Yr/Elig.	Hometown (Last School / High School)
7	Aiello, Ryan ***	DB	6-1	196	12/11/81	Sr./Sr.	Oceanside, Calif. (El Camino)
99	Allen, Mike **	PK	6-2	186	11/1/82	Jr./Jr.	Prescott, Wis. (Prescott)
21	Balts, Josh	RB	6-1	220	8/12/84	Fr./Fr.	Barron, Wis. (Barron)
58	Barrett, Kalvin **	OL	6-2	316	12/29/81	Sr./Jr.	Spring Valley, Calif. (Monte Vista)
6	Bell, Brett **	DB	6-0	193	4/15/82	Jr./Jr.	Wheaton, Ill. (Warrenville South)
88	Bell, Mark *	TE	6-4	242	8/30/81	Sr./Jr.	Scottsdale, Ariz. (Chaparral)
45	Bernstein, Matt *	FB	6-2	273	12/26/82	Jr./So.	Scarsdale, N.Y. (Edgemont)
42	Brooks, Robert **	DB	5-10	179	12/10/82	Jr./Jr.	Carrollton, Texas (Newman Smith)
1	Brown, Byron **	WR	6-0	190	3/10/80	Sr./Sr.	Sicklerville, N.J. (Overbrook)
37	Brown, Matthew	TE/LB	6-5	230	7/15/85	Fr./Fr.	Madison, Wis. (La Follette)
32	Brown, Nathan	DB	6-3	210	11/26/83	So./Fr.	Madison, Wis. (La Follette)
67	Buenning, Dan **	OL	6-4	298	10/26/81	Sr./Jr.	Green Bay, Wis. (Bay Port)
29	Campbell, Scott *	PK	6-0	245	7/1/81	Sr./Sr.	Clemson, S.C. (Georgia Military Academy / D.W. Daniel)
10	Catalano, Chris **	LB	6-1	206	2/28/82	Sr./Jr.	Thousand Oaks, Calif. (Westlake)
87	Charles, Darrin **	WR	6-6	210	5/3/83	Jr./Jr.	Oshkosh, Wis. (North)
56	Clemens, Jason	LB	6-1	226	8/28/80	Sr./Sr.	Lodi, Wis. (Lodi)
50	Clinkscale, Jonathan **	OL	6-3	308	4/17/82	Sr./Jr.	Altadena, Calif. (Muir)
97	Cochart, Nick **	DL	6-1	267	5/8/81	Sr./Sr.	Brussels, Wis. (Southern Door)
65	Coleman, Marcus	OL	6-6	305	11/17/84	Fr./Fr.	Plymouth, Minn. (Wayzata)
27	Cook, Enrique	WR	6-2	185	7/8/84	So./Fr.	Hammond, Ind. (Mt. Carmel)
96	Cooper, Jamal	DL	6-4	210	7/14/85	Fr./Fr.	St. Louis, Mo. (Hazelwood East)
4	Cowans, Chuckie *	DB	5-8	169	7/20/82	Sr./Jr.	Chicago, Ill. (Richards)
15	Cribbs, Reginald	LB	6-1	224	7/12/84	So./Fr.	Chicago, Ill. (Hubbard)
11	Daniels, Owen *	WR	6-3	213	11/9/82	Jr./So.	Naperville, Ill. (Central)
28	Davis, Anthony **	RB	5-8	191	5/21/82	Sr./Jr.	Plainfield, N.J. (Plainfield)
75	Davis, Morgan *	OL	6-5	326	8/7/80	Sr./Jr.	Barron, Wis. (Barron)
94	DeBauche, Kenneth	P	6-2	195	9/26/84	Fr./Fr.	Suamico, Wis. (Bay Port)
81	Docherty, Bob **	TE	6-6	272	7/26/83	Jr./Jr.	Oshkosh, Wis. (North)
17	Domonkos, Matt	PK	5-8	167	7/4/84	So./Fr.	Windber, Pa. (Bishop McCort)
12	Donovan, Tyler	QB	6-1	176	6/4/84	Fr./Fr.	Hartland, Wis. (Arrowhead)
44	Ellestad, Patrick **	DB	6-1	178	2/24/82	Sr./Jr.	Fond du Lac, Wis. (St. Mary's Springs)
3	Evans, Lee ***	WR	5-11	202	3/11/81	Sr./Sr.	Bedford, Ohio (Bedford)
14	Flowers, Jonte	WR	6-5	170	4/12/85	Fr./Fr.	Madison, Wis. (La Follette)
22	Fuller, Phillip	RB	5-11	183	11/17/82	So./Fr.	Irving, Texas (Nimitz)
73	Gajda, Matt	DL	6-4	272	9/1/80	Sr./Sr.	Sturgeon Bay, Wis. (Sturgeon Bay)
48	Gillen, John	LB	6-4	246	7/18/82	Jr./So.	Glen Ellyn, Ill. (Glenbard West)
47	Goode, Elliot *	LB	6-2	240	9/26/83	So./So.	Manlius, N.Y. (Fayetteville-Manlius)
93	Gorman, Mark	DL	6-4	268	10/9/83	So./Fr.	The Woodlands, Texas (The Woodlands)
77	Gyllin, Randy	OL	6-3	324	8/30/83	So./Fr.	Mauston, Wis. (Mauston)
26	Hampton, Zach	WR	5-10	173	10/5/83	So./Fr.	Lancaster, Wis. (Lancaster)
71	Harper, Carlos	OL	6-5	412	1/12/83	Jr./So.	Chicago, Ill. (Leo)
77	Hawthorne, Anttaj **	DL	6-3	300	11/15/81	Jr./Jr.	Hamden, Conn. (Hamden)
13	Hayes, Travann	WR	5-11	188	5/6/81	Sr./Jr.	Elgin, Ill. (Larkin)
13	Hogan, Casey	DB	6-5	195	2/2/85	Fr./Fr.	Cross Plains, Wis. (Middleton)
10	Hollins, Devin	QB	6-0	217	1/3/83	Jr./So.	Los Angeles, Calif. (Crenshaw)
17	Holzbauer, Jeff	WR	5-11	182	8/23/83	So./Fr.	Germantown, Wis. (Germantown)
90	James, Erasmus **	DL	6-4	261	11/4/82	Sr./Sr.	Pembroke Pines, Fla. (McArthur)
74	Jefferson, Jason **	DL	6-3	307	12/20/81	Sr./Jr.	Chicago, Ill. (Leo)
57	Johnson, Steven	LB	6-3	230	8/22/84	Fr./Fr.	Brookfield, Wis. (Central)
98	Jones, Darius **	DL	6-3	268	2/19/82	Sr./Jr.	Beloit, Wis. (Memorial)
51	Jonjak, Tom	LB	6-1	212	2/8/82	Sr./Jr.	Chippewa Falls, Wis. (Chippewa Falls)
23	Joran, Paul	LB	6-3	220	4/2/84	So./Fr.	Apple Valley, Minn. (Apple Valley)
39	Kamoku, James	DB	6-2	200	2/5/85	Fr./Fr.	Kailua-Kona, Hawaii (Kealakehe)
86	Katula, Matt **	DL	6-6	282	8/22/82	Sr./Jr.	Brookfield, Wis. (Catholic Memorial)
64	Kaye, Danny	OL	6-8	285	9/6/84	Fr./Fr.	New Berlin, Wis. (Eisenhower)

No.	Name	Pos.	Ht.	Wt.	Birth.	Yr/Elig.	Hometown (Last School / High School)
57	Kelly, Brandon	LB	6-4	220	2/23/85	Fr./Fr.	Bedford, Ohio (Bedford)
79	Kleber, Mike *	DL	6-2	293	6/3/83	Jr./So.	Muskego, Wis. (Catholic Memorial)
60	Knauf, Luke	OL	6-4	295	3/13/84	Fr./Fr.	Stratford, Wis. (Stratford)
55	Lang, Jeff	OL	6-6	287	10/6/82	Jr./So.	Greenfield, Wis. (Wisconsin Lutheran)
76	Lawrence, Matt	OL	6-5	288	11/10/82	Jr./So.	Millsboro, Del. (Sussex Central)
18	Leonhard, Jim **	DB	5-8	183	10/27/82	Jr./Jr.	Tony, Wis. (Flambeau)
12	Lewis, Alex *	LB	6-1	237	6/11/81	Sr./Sr.	Delran, N.J. (SUNY-Morrisville/Delran)
91	Lewis, Traison *	DL	6-2	239	12/24/81	Sr./Jr.	Rancho Cucamonga, Calif. (Rancho Cucamonga)
61	Lorenz, Mike *	OL	6-5	313	8/26/81	Sr./Jr.	Manitowoc, Wis. (Lutheran)
46	Mack, Jeff ***	LB	6-0	244	2/20/81	Sr./Sr.	Madison, Wis. (West)
54	Maiava, Lyle	DL	6-2	294	9/10/82	Jr./So.	Honolulu, Hawaii (St. Louis)
7	Mason, Ernest	WR	6-0	180	3/25/85	Fr./Fr.	Fort Worth, Texas (Dunbar)
43	McCorison, Kyle *	LB	6-0	242	4/4/81	Sr./Sr.	Altoona, Wis. (Northern Iowa/Altoona)
95	Monty, Joe	DL	6-2	246	3/22/84	So./Fr.	Ft. Collins, Colo. (Ft. Collins)
31	Morse, R.J. **	P	6-1	246	9/1/83	Jr./Jr.	Waipahu, Hawaii (Iolani)
5	Moss, Tony	DB	6-0	182	11/10/83	So./Fr.	St. Louis, Mo. (Hazelwood East)
89	Nellis, Joel	TE	6-4	243	7/16/82	Jr./So.	Madison, Wis. (Memorial)
31	Niay, Aaron	RB	5-8	191	9/22/82	Jr./So.	Sussex, Wis. (Arrowhead)
68	Nieforth, Fred	OL	6-8	309	7/8/81	Sr./Sr.	Antigo, Wis. (Antigo)
9	Orr, Jonathan *	WR	6-3	190	3/20/83	Jr./So.	Detroit, Mich. (Henry Ford)
66	Ostrowski, Justin	DL	6-5	255	9/14/84	Fr./Fr.	Portage, Wis. (Portage)
59	Ovadal, Tim	DL	6-3	251	10/25/82	Jr./So.	Blanchardville, Wis. (Pecatonica)
85	Paciotti, Tony **	TE	6-4	263	4/14/82	Sr./Jr.	Jessup, Pa. (Valley View)
52	Palermo, Jason	OL	6-3	291	10/16/82	Jr./So.	Madison, Wis. (Edgewood)
20	Pettus, Jerone **	RB	5-9	176	1/30/81	Sr./Jr.	Roosevelt, N.Y. (Roosevelt)
84	Pociask, Jason *	TE	6-3	250	2/9/83	Jr./So.	Plainfield, Ind. (Plainfield)
53	Raiola, Donovan *	OL	6-3	290	12/13/82	Jr./So.	Honolulu, Hawaii (Kamehameha)
22	Rogers, Roderick	DB	6-2	185	9/7/84	Fr./Fr.	Stone Mountain, Ga. (Stephenson)
37	Root, Greg	FB	6-2	256	10/5/82	Jr./So.	Palmdale, Calif. (Highlands)
69	Roscoe, Dan	OL	6-5	305	5/5/85	Fr./Fr.	Plymouth, Minn. (Wayzata)
21	Rowan, Levonne *	DB	6-1	178	11/2/82	So./So.	Erie, Pa. (Mercyhurst Prep)
14	Sanders, Donte * *	DB	6-1	201	11/1/82	Jr./So.	Bedford, Ohio (Chanel)
16	Schabert, Matt **	QB	6-2	203	7/7/82	Sr./Jr.	Elgin, Ill. (Larkin)
30	Smith, Dwayne *	RB	5-11	225	4/3/84	So./So.	Chicago, Ill. (Hales Franciscan)
19	Sorgi, Jim ***	QB	6-5	190	12/3/80	Sr./Sr.	Fraser, Mich. (Fraser)
97	Standring, Paul	P/PK	6-1	190	10/13/84	Fr./Fr.	Chicago, Ill. (St. Rita)
32	Stanley, Booker	RB	5-10	207	3/24/83	So./Fr.	Milwaukee, Wis. (Whitefish Bay)
2	Starks, Scott **	DB	5-10	168	6/27/83	Jr./Jr.	St. Louis, Mo. (Hazelwood East)
16	Stellmacher, Joe	DB	6-1	198	1/30/84	So./Fr.	Berlin, Wis. (Berlin)
2	Stocco, John	QB	6-2	195	6/14/83	So./Fr.	Richfield, Minn. (Academy of Holy Angels)
15	Swan, Luke	WR	6-0	185	9/5/84	Fr./Fr.	Fennimore, Wis. (Fennimore)
26	Sylvain, Johnny	DB	5-10	181	3/27/82	Jr./So.	Hackensack, N.J. (Hackensack)
72	Thomas, Joe	OL	6-8	260	12/4/84	Fr./Fr.	Brookfield, Wis. (Central)
34	Timbers, Kareem **	LB	6-3	209	5/12/81	Sr./Jr.	Chicago, Ill. (Mt. Carmel)
82	Tobias, Brandon	WR	6-5	215	9/12/84	Fr./Fr.	Chicago, Ill. (Thornton)
1	Turner, Michael	RB	5-10	185	5/1/84	Fr./Fr.	Fort Worth, Texas (Dunbar)
28	Van Der Geest, Jacob	LB	6-1	207	9/1/82	Jr./So.	Merrill, Wis. (Merrill)
62	Van Someren, Mike	OL	6-7	295	10/6/84	Fr./Fr.	Somerset, Wis. (Somerset)
38	Ware, Kurt	TE	6-4	243	2/17/85	Fr./Fr.	Spring, Texas (Klein Oak)
24	Watkins, LaMarr *	LB	6-1	216	10/4/83	So./So.	Mt. Laurel, N.J. (Lenape)
70	Weininger, Andrew	OL	6-6	305	5/1/85	Fr./Fr.	Harrison, N.Y. (Harrison)
92	Welsh, Jonathan **	DL	6-4	228	6/9/82	Sr./Jr.	Houston, Texas (B.T. Washington)
8	White, Brandon *	WR	6-3	182	10/8/83	So./So.	Palm Beach, Fla. (Dwyer)
36	White, Johnny	DB	6-2	202	6/23/85	Fr./Fr.	Pearland, Texas (Pearland)
39	Wielebski, T.J.	LB	6-1	262	11/30/81	Sr./Jr.	Ottawa, Wis. (Kettle Moraine)
94	Williams, Andre	DL	6-2	287	6/10/84	So./Fr.	Pittsburgh, Pa. (Central Catholic)
25	Williams, Brandon *	WR	5-11	170	2/24/84	So./So.	St. Louis, Mo. (Hazelwood East)
78	Wood, Jake	OL	6-6	296	4/26/83	Jr./So.	Bettendorf, Iowa (Pleasant Valley)
41	Zalewski, Mark	LB	6-2	232	3/15/84	So./Fr.	Wausau, Wis. (East)

\* - letters won

# DEPTH CHART

## Offense

### Quarterback

- 19 Jim Sorgi, 6-5, 190, Sr.
- 16 Matt Schabert, 6-2, 203, Jr.
- 2 John Stocco, 6-2, 195, Fr.
- 10 Devin Hollins, 6-0, 217, So.

### Tailback

- 28 Anthony Davis, 5-8, 191, Jr.
- 30 Dwayne Smith, 5-11, 225, So.
- 32 Booker Stanley, 5-10, 207, Fr.
- 20 Jerone Pettus, 5-9, 176, Jr.
- 31 Aaron Niyi, 5-8, 191, So.
- 22 Phillip Fuller, 5-11, 183, Fr.

### Fullback

- 45 Matt Bernstein, 6-2, 273, So.
- 37 Greg Root, 6-2, 256, So.

### Wide Receiver

- 3 Lee Evans, 5-11, 202, Sr.
- 9 Jonathan Orr, 6-3, 190, So.
- 8 Brandon White, 6-3, 182, So.
- 1 Byron Brown, 6-0, 190, Sr.
- 26 Zach Hampton, 5-10, 173, Fr.
- 13 Travann Hayes, 5-11, 188, Jr.

### Wide Receiver

- 25 Brandon Williams, 5-11, 170, So.
- 87 Darrin Charles, 6-6, 210, Jr.
- 27 Enrique Cook, 6-2, 185, Fr.
- 17 Jeff Holzbauer, 5-11, 182, Fr.
- 11 Owen Daniels, 6-3, 213, So.

### Tight End

- 85 Tony Paciotti, 6-4, 263, Jr.
- 81 Bob Docherty, 6-6, 272, Jr.
- 84 Jason Pociask, 6-3, 250, So.
- 88 Mark Bell, 6-4, 242, Jr.
- 89 Joel Nellis, 6-4, 243, So.

### Left Tackle

- 75 Morgan Davis, 6-5, 326, Jr.
- 78 Jake Wood, 6-6, 296, So.
- 68 Fred Nieforth, 6-8, 309, Sr.

### Left Guard

- 67 Dan Buenning, 6-4, 298, Jr.
- 76 Matt Lawrence, 6-5, 288, So.
- 55 Jeff Lang, 6-6, 287, So.

### Center

- 53 Donovan Raiola, 6-3, 290, So.
- 52 Jason Palermo, 6-3, 291, So.

### Right Guard

- 50 Jonathan Clinkscale, 6-3, 308, Jr.
- 58 Calvin Barrett, 6-2, 316, Jr.
- 71 Carlos Harper, 6-5, 412, So.

### Right Tackle

- 61 Mike Lorenz, 6-5, 313, So.
- 77 Randy Gyllin, 6-3, 324, Fr.

## Defense

### Left End

- 90 Erasmus James, 6-4, 261, Sr.
- 98 Darius Jones, 6-3, 268, Jr.
- 93 Mark Gorman, 6-4, 268, Fr.
- 59 Tim Ovadal, 6-3, 251, So.

### Left Tackle

- 77 Anttaj Hawthorne, 6-3, 300, Jr.
- 79 Mike Kleber, 6-2, 293, So.
- 54 Lyle Maiava, 6-2, 294, So.
- 94 Andre Williams, 6-2, 287, Fr.

### Right Tackle

- 74 Jason Jefferson, 6-3, 307, Jr.
- 97 Nick Cochart, 6-1, 267, Sr.
- 73 Matt Gajda, 6-4, 272, Sr.

### Right End

- 92 Jonathan Welsh, 6-4, 228, Jr.
- 95 Joe Monty, 6-2, 246, Fr.
- 91 Traison Lewis, 6-2, 239, Jr.
- 56 Jason Clemens, 6-1, 226, Sr.

### Outside Linebacker

- 34 Kareem Timbers, 6-3, 209, Jr.
- 24 LaMarr Watkins, 6-1, 216, So.
- 10 Chris Catalano, 6-1, 206, Jr.
- 28 Jacob Van Der Geest, 6-1, 207, So.

### Linebacker

- 46 Jeff Mack, 6-0, 244, Sr.
- 43 Kyle McCorison, 6-0, 242, Sr.
- 41 Mark Zalewski, 6-2, 232, Fr.
- 48 John Gillen, 6-4, 246, So.
- 23 Paul Joran, 6-3, 220, Fr.
- 39 T.J. Wielebski, 6-1, 262, Jr.

### Linebacker

- 12 Alex Lewis, 6-1, 237, Sr.
- 47 Elliot Goode, 6-2, 240, So.
- 15 Reggie Cribbs, 6-1, 224, Fr.
- 51 Tom Jonjak, 6-1, 212, Jr.

### Left Cornerback

- 2 Scott Starks, 5-10, 168, Jr.
- 4 Chuckie Cowans, 5-8, 169, Jr.
- 26 Johnny Sylvain, 5-10, 181, So.

### Free Safety

- 18 Jim Leonhard, 5-8, 183, Jr.
- 42 Robert Brooks, 5-10, 179, Jr.
- 44 Patrick Ellestad, 6-1, 178, Jr.

### Strong Safety

- 7 Ryan Aiello, 6-1, 196, Sr.
- 14 Dontez Sanders, 6-1, 201, So.
- 16 Joe Stellmacher, 6-1, 198, Fr.

### Right Cornerback

- 6 Brett Bell, 6-0, 193, Jr.
- 21 Levonne Rowan, 6-1, 178, So.
- 5 Tony Moss, 6-0, 182, Fr.

## Special Teams

### Punter

- 31 R.J. Morse, 6-1, 246, Jr.
- 16 Joe Stellmacher, 6-1, 198, Fr.

### Placekicker

- 99 Mike Allen, 6-2, 186, Jr.
- 29 Scott Campbell, 6-0, 245, Sr.
- 17 Matt Domonkos, 5-8, 167, Fr.

### Kickoffs

- 29 Scott Campbell, 6-0, 245, Sr.
- 99 Mike Allen, 6-2, 186, Jr.
- 17 Matt Domonkos, 5-8, 167, Fr.

### Long Snapper

- 86 Matt Katula, 6-6, 282, Jr.
- 59 Tim Ovadal, 6-3, 251, So.

### Holder

- 16 Matt Schabert, 6-2, 203, Jr.
- 2 John Stocco, 6-2, 195, Fr.

### Punt Returners

- 18 Jim Leonhard, 5-8, 183, Jr.
- 25 Brandon Williams, 5-11, 170, So.

### Kickoff Returners

- 25 Brandon Williams, 5-11, 170, So.
- 18 Jim Leonhard, 5-8, 183, Jr.


## PRONUNCIATIONS

- Ryan Aiello (eye-ELL-oh)
- Dan Buenning (BENN-ing)
- Kenneth DeBauche (de-BOWSH)
- Matt Domonkos (duh-MON-koes)
- Jonte Flowers (JOHN-tay)
- Matt Gajda (GAY-da)
- Anttaj Hawthorne (ANN-tahj)
- James Kamoku (kah-mo-KOO)
- Matt Katula (kuh-TOO-luh)
- Luke Knauf (kuh-NAWF)
- Traison Lewis (TRAY-zon)
- Lyle Maiava (my-AY-vuh)
- Aaron Niyi (NYE-ay)
- Fred Nieforth (NYE-forth)
- Tony Paciotti (puh-CHOE-tee)
- Jason Pociask (POE-zee-ack)
- Donovan Raiola (ray-OH-luh)
- Jim Sorgi (SOR-gee)
- Andrew Weininger (WYE-ning-ger)

# MEET THE BADGER VETERANS

## 7 RYAN AIELLO

**DB, 6-1, 196, Sr./Sr.**  
**Oceanside, Calif. (El Camino)**



**2002:** Earned third varsity letter ... played free safety in all 14 games, including 12 starts ... did not start at UNLV or vs. Ohio State ... first defensive back to lead Badgers in tackles (105) since Reggie Holt in 1991 ... career-high 18 tackles in win at Michigan State ... 15 and 12 stops, respectively, at Iowa and Michigan ... only QB sack (for 12 yards) of career caused a second-quarter fumble vs. Northern Illinois ...

UW's defensive P.O.W. vs. Penn State ... played his way to starting role at free safety after a fine spring performance ... **2001:** earned second varsity letter ... saw action in seven games on special teams and in defensive backfield ... made nine tackles, including career-high four at Oregon ... pass breakup vs. Virginia ... **2000:** saw consistent action on special teams and played some free safety at midseason when Jason Doering was injured ... joined Michael Broussard and Darius Jones as the only true freshmen to play ... recorded an assist vs. Cincinnati ... played in all 13 games ... **High School:** defensive player of the year in ESHS and all-state (Cal Hi Sports) in senior year at El Camino ... first-team DB on *North County Times* "All-Decade" team ... school finished 13-0 in '99 and was ranked 29th nationally ... won team's "Hit of the Week" award 20 times ... led team in tackles (92) and averaged 18.2 yards every time he touched the ball as a senior ... scored TDs on receptions (seven), runs (three), kickoff returns (two), interception return (one) and threw two scoring passes in 1999 ... scholar-athlete by National Football Foundation ... same school as Bryant Westbrook (Lions) and Ken Stills (former Badger and Packer) ... all-league in baseball ... three-year scholar-athlete award recipient ... coach was Herb Meyer, the winningest coach in California prep history ... **Personal:** born on 12/11/81 ... agricultural journalism major ... parents are Martin and Laura.

### AIELLO'S CAREER STATISTICS

Year	UT	AT	Tot.	TFL	Sacks	FC	FR	Int	PD
2000	0	1	1	0-0	0-0	0	0	0	0
2001	5	4	9	0-0	0-0	0	0	0	1
2002	73	32	105	1-12	1-12	1	0	0	1
Totals	78	37	115	1-12	1-12	1	0	0	2

### AIELLO'S TACKLES BY GAME


**2000 SEASON:** Cincinnati (0-1=1)

**2001 SEASON:** Virginia (1-1=2); Oregon (2-2=4); Fresno State (2-1=3)

**2002 SEASON:** Fresno State (5-4=9); UNLV (2-0=2); West Virginia (4-1=5); Northern Illinois (5-2=7); Arizona (2-2=4); Penn State (4-2=6); Indiana (0-1=1); Ohio State (3-3=6); Michigan State (15-3=18); Iowa (14-1=15); Illinois (4-4=8); Michigan (9-3=12); Minnesota (3-1=4); Colorado (3-5=8)

## 99 MIKE ALLEN

**K, 6-2, 186, Jr./Jr.**  
**Prescott, Wis. (Prescott)**




**2002:** Earned second varsity letter ... played in 12 of 14 games ... team's second-leading scorer with 66 points ... made 12-19 field goal attempts and 30-30 PATs ... kicked four field goals at least 40 yards in length, including season-long 48-yarder vs. Penn State ... booted game-winning, 37-yard field goal in overtime to beat 14th-ranked Colorado in the Alamo Bowl ... named Big Ten Special Teams Player of the Week after

kicking three field goals (including game-winning 34-yarder with 2:05 left to play) in season-opener vs. Fresno State ... one of only two Badgers in history to kick two game-winning field goals in one season (Matt Davenport also did it in 1997) ... named UW's special teams player of the week for three-field goal performance at Indiana ... **2001:** earned first varsity letter after walking on as a true freshman ... played in seven games ... made 6-9 field goal attempts and 8-10 PATs ... his 50-yard field goal vs. Fresno State was seventh-longest in modern-era UW history and third-longest ever by a Badger freshman ... named UW's special teams player of the week for his performance vs. Bulldogs ... handled kickoffs and placements in season-opener vs. Virginia (his collegiate debut) ... kicked off only vs. Ohio State, Illinois and Michigan State, while handling placements only vs. Oregon, Fresno State and Penn State ... **High School:** a 2001 graduate of Prescott High ... first-team all-state as a senior and was a two-time, first-team all-conference selection ... team's special teams player of the year in each of his final three seasons as a prep ... career high school statistics included 18-23 on field goal attempts and 93-101 on extra points ... booted 57-yard field goal as a senior ... ran cross country and track, and wrestled, too ... **Personal:** born 11/1/82 ... major is undecided ... parents are Richard and Valla Allen.


### ALLEN'S CAREER STATISTICS

Year	PAT	FG-FGA	Pts.
2001	8-10	6-9	26
2002	30-30	12-19	66
Totals	38-40	18-28	92

**58 KALVIN BARRETT****OL, 6-2, 316, Sr./Jr.**  
**Spring Valley, Calif. (Monte Vista)**

2002: Earned second varsity letter ... played in seven games, including starts at left guard vs. Fresno State and West Virginia ... started vs. Bulldogs and Mountaineers for Dan Buenning ... 2001: earned first varsity letter ... played in 11 of 12 games ... started six times (including first five games) at right guard ... split starting time with Jonathan Clinkscale ... 2000: redshirted after having shoulder surgery ... scout team

P.O.W. vs. Ohio State ... **High School:** one of the nation's top tackles by Rivals100.com at Monte Vista ... *USA Today* honorable mention All-American ... regional All-American by *PrepStar* ... three-year starter ... first-team all-league and all-county on offense and defense ... 72 tackles, eight sacks and three fumble recoveries as a senior ... bench pressed 400 pounds as a prep ... won state wrestling title as a senior when he was 64-1 ... coach was Ed Carberry ... **Personal:** born 12/29/81 ... a sociology major ... mother is Teresa.


**6 BRETT BELL****DB, 6-0, 193, Jr./Jr.**  
**Wheaton, Ill. (Warrenville South)**

2002: Earned second varsity letter ... played in 13 games, including starts at free safety vs. UNLV and Ohio State ... career-high 10 tackles vs. Buckeyes ... at least one tackle in eight games ... had seven stops, his first two career pass break-ups and his first forced fumble at UNLV ... the UNLV game was his first career start ... fumble recovery in season opener vs. Fresno State ... 2001: earned first varsity letter as a true fresh-

man ... saw action on special teams and in defensive backfield in 11 of 12 games ... assisted on a tackle at Oregon ... **High School:** Reebok/ESPN preseason All-American at Warrenville South ... member of Tom Lemming's "Super Team" ... top-60 prospect nationally by *Student Sports* ... played just two games as a senior (knee injury) ... 20 tackles, two interceptions and four PBUs in those two contests ... credited with 80 tackles, four interceptions and five touchdowns on special teams on the way to all-state honors as a junior ... coach was John Thorne ... ran a 10.6-second 100 and a 21.6-second 200 ... **Personal:** born 4/15/82 ... major is sociology ... parents are Stephen and Carolyn.

**B. BELL'S CAREER STATISTICS**

Year	UT	AT	Tot.	TFL	Sacks	FC	FR	Int	PD
2001	0	1	1	0-0	0-0	0	0	0	0
2002	19	14	33	0-0	0-0	1	1	0	2
Totals	19	15	34	0-0	0-0	1	1	0	2

**B. BELL'S TACKLES BY GAME****2001 SEASON:** Oregon (0-1=1)**2002 SEASON:** Fresno State (2-0=2); UNLV (5-2=7); West Virginia (2-1=3); Northern Illinois (2-1=3); Arizona (3-1=4); Penn State (0-3=3); Ohio State (4-6=10); Iowa (1-0=1)**88 MARK BELL****TE, 6-4, 242, Sr./Jr.**  
**Scottsdale, Ariz. (Chaparral)**

2002: Earned first varsity letter ... saw action in 10 games as reserve tight end ... first career start came in two-tight end formation vs. Penn State ... only catch of his career was 3-yard TD grab from Brooks Bollinger at Michigan State ... 2001: reserve tight end who saw action in three games ... 2000: redshirted ... **High School:** named to *Super Prep*, *PrepStar* and Tom Lemming's *Prep Football Report* regional All-America

teams after senior year at Chaparral ... caught 16 passes for 328 yards for state championship team, including three key grabs in title game ... solid blocker ... attended same high school as former UW quarterback Darrell Bevell ... coach was Ron Estabrook ... **Personal:** born 8/30/81 ... communication arts major ... parents are Peter and Betty.

**M. BELL'S CAREER STATISTICS**

Year	Rec.	Yds.	TD	Avg/C	Long
2002	1	3	1	3.0	3
Total	1	3	1	3.0	3

**M. BELL'S RECEIVING BY GAME****2002 SEASON:** Michigan State (1-3, 1 TD)**45 MATT BERNSTEIN****FB, 6-2, 273, Jr./So.**  
**Scarsdale, N.Y. (Edgemont)**

2002: Earned first varsity letter ... played in all 14 games, including nine starts at full-back ... also played on kickoff return team ... Academic All-Big Ten ... 20 carries for 66 yards and three TDs ... five pass receptions for 34 yards ... two kickoff returns for 20 yards ... fine collegiate debut with five carries for 23 yards and two touchdowns in season-opener vs. Fresno State (first Badger since Aaron Stecker in 1995 to run for two

TDs in first game carrying the ball) ... 2001: redshirted ... earned UW's offensive scout team player of the week honor for Illinois game ... **High School:** Heisman Trophy prep all-star as a senior at Edgemont ... state player of the year (class C) twice ... four-year starter ... scored 504 points in career, the third-highest figure in New York prep history ... ran for 2,002 yards and scored 37 touchdowns as a senior ... that followed an 1,885-yard, 25-touchdown performance as a junior ... recorded 108 tackles and seven forced fumbles in 2000 ... ConEd scholar-athlete ... coach was Brian Connolly ... **Personal:** born 12/26/82 ... major is history ... parents are Steven and Nancy.

**BERNSTEIN'S CAREER RUSHING STATISTICS**

Year	Att.	Yds.	TD	Avg/C	Long
2002	20	66	3	3.3	14
Totals	20	66	3	3.3	14

**BERNSTEIN'S RUSHING BY GAME**

**2002 SEASON:** Fresno State (5-23, 2 TD); West Virginia (3-6, 1 TD); Northern Illinois (3-11); Arizona (3-5); Penn State (1-2); Ohio State (2-8); Michigan State (1-0); Illinois (2-11)

**BERNSTEIN'S CAREER RECEIVING STATISTICS**


Year	Rec.	Yds.	TD	Avg/C	Long
2002	5	34	0	6.8	12
Total	5	34	0	6.8	12

**BERNSTEIN'S RECEIVING BY GAME**

**2002 SEASON:** Northern Illinois (1-12); Arizona (1-1); Ohio State (1-5); Michigan (1-7); Colorado (1-9)

**42 ROBERT BROOKS**

**DB, 5-10, 179, Jr./Jr.**  
**Carrollton, Texas (Newman Smith)**



**2002:** Earned second varsity letter ... played in all 14 games, mostly on special teams and as a reserve defensive back ... career-high six tackles against Minnesota (2-4=6) and at Michigan State (3-3=6) ... recorded his first career tackle-for-loss against Minnesota ... **2001:** earned first varsity letter as a true freshman ... played in 11 of 12 games on special teams and in defensive backfield ... credited with 21 tackles, second-most on team among non-starters ... made at least one tackle in every game ... season-high four stops vs. Indiana ... broke up a pass vs. Michigan State and forced a fumble at Minnesota ...

**High School:** top-100 prospect in southwest according to Tom Lemming's *Prep Football Report* at Newman Smith ... all-area pick three times by *Dallas Morning News* ... accounted for nine turnovers (five interceptions and four fumble recoveries) as a senior ... finished career with 229 tackles, 13 interceptions and 11 forced fumbles ... 3.2 GPA ... coach was Andy Sexton ...

**Personal:** born on 12/10/82 ... major is agricultural journalism ... parents are Robert Miller and Gloria Brooks.

**BROOKS' CAREER STATISTICS**

Year	UT	AT	Tot.	TFL	Sacks	FC	FR	Int	PD
2001	14	7	21	0-0	0-0	1	0	0	1
2002	17	14	31	1-1	0-0	0	0	0	0
Totals	31	21	52	1-1	0-0	1	0	0	1


**BROOKS' TACKLES BY GAME**

**2001 SEASON:** Fresno State (2-1=3); Penn State (1-0=1); Western Kentucky (1-0=1); Indiana (2-2=4); Ohio State (2-0=2); Illinois (0-1=1); Michigan State (1-2=3); Iowa (2-0=2); Michigan (0-1=1); Minnesota (3-0=3)

**2002 SEASON:** Fresno State (1-2=3); Northern Illinois (1-0=1); Arizona (2-2=4); Penn State (2-0=2); Indiana (2-1=3); Michigan State (3-3=6); Iowa (1-0=1); Illinois (2-1=3); Michigan (1-1=2); Minnesota (2-4=6)

**1 BYRON BROWN**

**WR, 6-0, 190, Sr./Sr.**  
**Sicklerville, N.J. (Overbrook)**




**2002:** Earned second varsity letter ... played in all 14 games as a reserve receiver and on special teams ... recorded six tackles (6-1=7) on special teams, including two against Fresno State ... **2001:** earned first varsity letter ... saw action in all 12 games as a reserve receiver and on special teams ... credited with three tackles (two vs. Michigan and one at Minnesota) ... **2000:** reserve wide receiver ... impressive bowl

camp when Badgers implemented the spread offense ... lined up as the punt returner once in the Sun Bowl vs. UCLA when injuries limited Jamar Fletcher and Lee Evans from return duty ... named scout team P.O.W. vs. Indiana when he impersonated QB Antwaan Randle El ... **1999:** scout team offensive player of the year ... earned weekly scout team honor vs. Minnesota ... ran the scout team offense several times as an option QB ... **High School:** South Jersey offensive player of the year at Overbrook ... named "Best Player in the Delaware Valley" ... No. 6 rated "athlete" in the east by *PrepStar* ... all-conference in basketball twice ... all-state QB in 1998 ... accounted for 2,437 all-purpose yards as a senior ... MVP in state title game ... led school to 12-0 record and state title ... rushed for 1,476 yards (8.9 ypc) with 22 touchdowns as a senior ... passed for 647 yards and six TDs ... returned two punts and two kickoffs for TDs ... same high school as 1999 Heisman Trophy winner Ron Dayne ... coach was Harvey Miller ... **Personal:** born 3/10/80 ... Afro-American studies major ... mother is Leslie.

**67 DAN BUENNING**

**OL, 6-4, 298, Sr./Jr.**  
**Green Bay, Wis. (Bay Port)**




Has started 24 of 26 games during his two-year career ... **2002:** earned second varsity letter ... played in 13 of 14 games, including 12 starts at left guard ... missed West Virginia game with sore shoulder ... missed most of preseason workouts with mono, but played in first two games, including start at UNLV ... **2001:** earned first varsity letter ... started all 12 games at left guard and missed only 13 plays (all in season-

opener) the entire season ... first Badger offensive lineman to start an entire season as a freshman since Bill Ferrario in 1997 ... named a fourth-team freshman All-American by *The Sporting News* and tabbed by that publication on its Big Ten all-freshman team ... helped open holes for Wisconsin's Big Ten-record ninth consecutive 1,000-yard rusher (Anthony Davis) ... **2000:** redshirted ... spent most of the year taking repetitions with the two-deep lineup ... had shoulder surgery late in the season ... **High School:** honorable mention *USA Today* All-American at Bay Port ... named to *Super Prep* and *PrepStar* all-region squads ... WFLA first-team all-state on offense and defense ... first-team all-state by *Milwaukee Journal Sentinel* and A.P. on defense ... chosen to play in Wisconsin Shrine Game ... conference defensive player of

the year as a senior ... 15 TFLs as a senior ... 3.0 GPA ... coach was Jim Benick ... **Personal:** born 10/26/81 ... agricultural journalism major ... brother, Matt, played one season at UW ... parents are Tom and Cindy.

## 29 SCOTT CAMPBELL

**K, 6-0, 245, Sr./Sr.**  
**Clemson, S.C. (Georgia Military Academy)**



**2002:** Earned first varsity letter ... played in all 14 games ... used primarily on kickoffs ... registered 20 touchbacks ... UW's 17.1 yards allowed per kickoff return ranked No. 2 in Big Ten ... made 3-4 field goal attempts, but didn't attempt a field goal after Arizona game on Sept. 21 ... season-long 42-yarder in first FG attempt as a Badger at UNLV ... made 13-14 extra-point attempts ... **Before Wisconsin:** junior col-


lege All-America kicker in 2001 ... preseason JC All-America punter ... school won 2001 junior college national championship ... connected on 12-16 field goals in 2001 ... three of his conversions were longer than 52 yards ... career-long field goal is 56 yards ... *Street & Smith's* prep All-American at D.W. Daniel High ... high school won 1998 state title ... earned all-state honors in 1997, 1998 and 1999 ... played for Coach Jeff Tatum in JC ... **Personal:** born 7/1/81 ... parents are Gary and Jennifer ... human ecology major.

### CAMPBELL'S CAREER STATISTICS

Year	PAT	FG-FGA	Pts.
2002	13-14	3-4	22
Totals	13-14	3-4	22

## 10 CHRIS CATALANO

**LB, 6-1, 206, Sr./Jr.**  
**Thousand Oaks, Calif. (Westlake)**



**2002:** Earned second varsity letter ... played in 11 games, mostly on special teams ... reserve linebacker assisted on three tackles, all in Alamo Bowl win ... Academic All-Big Ten ... moved from defensive backfield to linebacker in the spring after making transition from wide receiver to defensive back in 2001 ... **2001:** earned first varsity letter ... played in 11 of team's 12 games, primarily on special teams ... earned UW's defensive

scout team player of the week honor for Virginia game ... made six tackles, including season-high two at Minnesota ... forced a fumble at Illinois ... made a position switch from wide receiver to safety in spring of 2001 ... **2000:** redshirted ... **High School:** *Los Angeles Times* state player of the year in 1999 at Westlake ... west region honors from *Prep Football Report*, *Super Prep* and *PrepStar* ... named CIF offensive player of the year ... school's MVP four times ... captained club as a senior when it won state title ... 80 tackles with five interceptions as a senior ... scored two defensive TDs as a prep ... 1,091 career receiving yards ... 4.0 GPA ... coach was Jim Benkert ... **Personal:** born 2/28/82 ... agricultural business management major ... parents are Dan and Karen.

### CATALANO'S CAREER STATISTICS

Year	UT	AT	Tot.	TFL	Sacks	FC	FR	Int	PD
2001	5	1	6	0-0	0-0	1	0	0	0
2002	0	3	3	0-0	0-0	0	0	0	0
Totals	5	4	9	0-0	0-0	1	0	0	0


### CATALANO'S TACKLES BY GAME

**2001 SEASON:** Ohio State (1-0=1); Illinois (1-0=1); Iowa (1-0=1); Michigan (1-0=1); Minnesota (1-1=2)

**2002 SEASON:** Colorado (0-3=3)

## 87 DARRIN CHARLES

**WR, 6-6, 210, Jr./Jr.**  
**Oshkosh, Wis. (North)**



**2002:** Earned second varsity letter ... played in 13 of 14 games, including seven starts ... bothered by a nagging ankle injury for much of season ... missed Northern Illinois game with that injury ... team's third-leading receiver with 25 catches for 323 yards and two TDs ... ended season with a flurry, making TD grabs vs. Minnesota and Colorado and setting career highs with five receptions and 67 yards in Alamo Bowl

win over Buffaloes ... made crucial 28-yard reception on fourth-and-10 that kept Badgers alive with less than a minute left in regulation vs. Colorado (UW scored to send the game to OT on the next play) ... 12-yard TD grab in bowl-clinching win over Minnesota ... **2001:** earned first varsity letter as a true freshman ... played in all 12 games ... started at Ohio State and in three-receiver set vs. Michigan State ... named to *The Sporting News'* Big Ten All-Freshman Team ... caught 14 passes for 186 yards and two touchdowns ... season-high two receptions in five different games ... season-high 38 yards on two receptions vs. Michigan State ... 13-yard TD grab at seventh-ranked Oregon was first catch of his career ... made 17-yard touchdown reception vs. Iowa ... used late in the season in efforts to block opposing PATs and field goals ... **High School:** All-American by *Prep Football Report* and *PrepStar* at North ... *Milwaukee Journal Sentinel* state player of the year ... all-state (WHSCA and A.P.) on offense and defense ... team won 2000 state title ... career total of 135 receptions for 2,578 yards (19.0 ypc) with 34 touchdowns ... caught 63 passes as a senior for 1,200 yards ... eight of his 18 scoring grabs covered at least 40 yards ... 53 receptions for 1,071 yards and 12 TDs as a junior ... blocked five kicks as a senior ... two-time state high jump champ ... all-league basketball player ... teammate of fellow Badger Bob Docherty ... coach was Steve Jorgensen ... **Personal:** born 5/3/83 ... major is agricultural journalism ... mother's name is Mary.

### CHARLES' CAREER STATISTICS

Year	Rec.	Yds.	TD	Avg/C	Long
2001	14	186	2	13.3	27
2002	25	323	2	12.9	28
Total	39	509	4	13.1	28


### CHARLES' RECEIVING BY GAME

**2001 SEASON:** Oregon (1-13, 1 TD); Fresno State (1-17); Penn State (2-32); Western Kentucky (2-20); Ohio State (1-5); Michigan State (2-38); Iowa (2-27, 1 TD); Michigan (2-18); Minnesota (1-16)

**2002 SEASON:** Fresno State (2-21); UNLV (3-20); West Virginia (1-6); Arizona (1-25); Penn State (3-54); Ohio State (3-30); Michigan State (3-51); Iowa (1-6); Illinois (1-16); Michigan (1-15); Minnesota (1-12, 1 TD); Colorado (5-67, 1 TD)

## 56 JASON CLEMENS


**LB, 6-1, 226, Sr./Sr.**  
**Lodi, Wis. (Lodi)**



**2002:** Reserve linebacker who earned scout team defensive P.O.W. honors vs. Northern Illinois and Iowa ... **2001:** reserve linebacker ... **2000:** reserve linebacker who was named scout team defensive P.O.W. vs. Purdue ... **1999:** redshirted ... **High School:** two-time all-area and all-conference at Lodi ... featured in *Capital Times* "Prep Profile" as a senior ... team captain ... made all-league track squad in high hurdles ... earned eight letters ... honor roll student for four years, earned two academic letters and was school's student of the month once ... coached by Scott Statz ... **Personal:** born 8/28/80 ... industrial engineering major ... mother is Jody ... father is Bill.

## 50 JONATHAN CLINKSCALE

**OL, 6-3, 308, Sr./Jr.**  
**Altadena, Calif. (Muir)**




Has started 19 of team's last 21 games ... **2002:** earned second varsity letter ... played in 13 of 14 games, starting each time at right guard ... missed Iowa game with ankle injury ... **2001:** earned first varsity letter ... saw action in all 12 games ... played center (for injured Al Johnson) in second half of Indiana game ... started six of final seven games at right guard, including last five ... named to *The Sporting News'*

Big Ten All-Freshman Team ... **2000:** redshirted ... scout team offensive P.O.W. vs. Iowa ... **High School:** three-year starter at tackle for Muir ... made all-region squads by Tom Lemming's *Prep Football Report* and *PrepStar* ... league lineman of the year ... MVP of school's offensive and defensive lines in 1998 and 1999 ... two-time captain ... 24 pancake blocks as a senior ... made 87 tackles and recovered five fumbles as a senior ... 28 career tackles behind the line and 37 career pancake blocks ... biggest sports thrill was returning a fumble 40 yards for a TD ... 3.0 GPA ... made school's honor roll for eight semesters ... coach was Erik Johnson ... **Personal:** born 4/17/82 ... agricultural journalism major ... mother is Brenda.

## 97 NICK COCHART

**DL, 6-1, 267, Sr./Sr.**  
**Brussels, Wis. (Southern Door)**



**2002:** Earned second varsity letter ... played in nine games ... registered three tackles (one each vs. West Virginia, Michigan State and Minnesota) and one pass deflection on the season ... reserve defensive lineman ...

**2001:** earned first varsity letter ... played in all 12 games as a reserve on defensive line ... credited with three tackles (one each at Penn State, Ohio State and Illinois) ... **2000:** walk-on saw limited playing time as back-

up on the defensive line ... made two-deep lineup late in the season ... **1999:** redshirted ... named scout team defensive P.O.W. against Minnesota ... **High School:** conference player of the year as a senior at Southern Door ... started on both sides of the ball for four years ... first-team all-league three times on defense and twice on offense ... team's offensive and defensive lineman of the year his senior season ... two-time team captain and MVP as a senior ... 79 tackles (14 sacks) with 37 quarterback hurries as a senior ... blocked for a 2,000-yard rusher his final season ... coach was Brent Claflin ... same school as former Badgers Al and Ben Johnson ... **Personal:** born 5/8/81 ... sociology major ... parents are Reggie and Jane.

### COCHART'S CAREER STATISTICS

Year	UT	AT	Tot.	TFL	Sacks	FC	FR	Int	PD
2000	0	0	0	0-0	0-0	0	0	0	0
2001	1	2	3	0-0	0-0	0	0	0	0
2002	1	2	3	0-0	0-0	0	0	0	1
Totals	2	4	6	0-0	0-0	0	0	0	1


### COCHART'S TACKLES BY GAME

**2001 SEASON:** Penn State (0-1=1); Ohio State (1-0=1); Illinois (0-1=1)

**2002 SEASON:** West Virginia (0-1=1); Michigan State (0-1=1); Minnesota (1-0=1)

## 27 ENRIQUE COOK

**WR, 6-2, 185, So./Fr.**  
**Hammond, Ind. (Mt. Carmel)**




**2002:** Redshirted ... **High School:** *Prep Star* All-America selection ... all-Midwest honors from *Super Prep* and Tom Lemming's *Prep Football Report* ... all-state, All-Catholic League and All-Chicago area honors ... team captain as a senior ... made 48 catches for 858 yards and 10 touchdowns during his career ... averaged 17.9 ypc in his career for run-oriented offense ... MVP of school's track team three times ... honor

roll student ... attended same high school as Badger LB Kareem Timbers ... played for Coach Frank Lenti ... **Personal:** born 7/8/84 ... parents are Charles and Beatriz ... major is undecided.

## 4 CHUCKIE COWANS

**DB, 5-8, 169, Sr./Jr.**  
**Chicago, Ill. (Richards)**



**2002:** Earned first varsity letter ... played in 10 games ... injury caused him to miss first three games of season ... made a career-high three tackles (all solos) in victory at Michigan State ... broke up two passes ... used as a reserve defensive back and on special teams ... **2001:** reserve defensive back ... **2000:** redshirted ... scout team defensive P.O.W. prior to Oregon game ...

**High School:** all-area team on both offense (*Star Publications*) and defense (*Daily Southtown*) at Richards ... named to all-SICA Orange Conference honor team as a receiver ... top defensive back prospect in Illinois according to Tom Lemming's *Prep Football Report* ... caught 31 passes for a 19.8-yard average as a senior ... intercepted seven passes in senior season ... attended same high school as former Tennessee All-America defensive back Dwayne Goodrich ... 3.1 GPA ... coach was Gary Korhonen ... **Personal:** born 7/20/82 ... agricultural journalism major ... mother is Mary.

### COWANS' CAREER STATISTICS


Year	UT	AT	Tot.	TFL	Sacks	FC	FR	Int	PD
2001	0	1	1	0-0	0-0	0	0	0	0
2002	5	1	6	0-0	0-0	0	0	0	2
Totals	5	2	7	0-0	0-0	0	0	0	2

### COWANS' TACKLES BY GAME

**2002 SEASON:** Northern Illinois (1-0=1); Michigan State (3-0=3); Iowa (1-0=1); Minnesota (0-1=1)

## 15 REGINALD CRIBBS

**LB, 6-1, 224, So./Fr.**  
**Chicago, Ill. (Hubbard)**




**2002:** Redshirted ... **High School:** All-America choice by *Prep Star* and *Prep Football Report* ... named to All-Midwest team by *Prep Football Report*, *Super Prep* and *Student Sports* ... two-time, first-team all-state choice ... four-time, first-team all-conference selection ... captain and MVP during junior and senior years ... team was 11-1 his senior season when he had 95 tackles despite missing four games with an injury

... finished career with 339 tackles, 19 QB sacks, seven forced fumbles, six fumble recoveries and three interceptions ... rushed for 1,321 yards and 16 touchdowns ... four letters in football, three in track and one in basketball ... ran 200 meters in 22.0 seconds ... named to academic all-state team ... 3.2 GPA ... coached by Elton Harris ... **Personal:** born 7/12/84 ... parents are Vanessa and Reginald ... major is undecided.

## 11 OWEN DANIELS

**WR, 6-3, 213, Jr./So.**  
**Naperville, Ill. (Central)**



**2002:** Earned first varsity letter ... played in seven games, mostly on special teams ... Academic All-Big Ten ... saw action in three games at QB ... threw his first career completion against eventual national champion Ohio State ... rushed for 18 yards, including a 13-yard run, vs. Orange Bowl-participant Iowa ... had begun to work out at tight end during Alamo Bowl preparations, but practice injury halted his progress ...

**2001:** redshirted ... **High School:** *Prep Football Report* and *PrepStar* All-American at Central ... top-100 prospect nationally by PFR ... captain of football team twice ... completed 30-35 passes for 562 yards and seven TDs in opening two games of senior season before a knee injury ... hit 11-11 throws for 208 yards in 2000 season opener ... passed for 1,750 yards (100-168, .595) with 17 touchdowns and only one interception as a junior ... academic all-state in football ... coach was Joe Bunge ... starting center on basketball team and a 22-foot long jumper ... GPA of 3.93 ... member of National Honor Society ... **Personal:** born 11/9/82 ... meteorology major ... parents are Bridget and Jerry.

### DANIELS' CAREER PASSING STATISTICS

Year	C	A	Yds.	Pct.	TD	Int	Effic.
2002	2	6	9	.333	0	2	-20.7
Totals	2	6	9	.333	0	2	-20.7

### DANIELS' PASSING BY GAME

**2002 SEASON:** Ohio State (1-1-0, 2); Iowa (1-4-1, 7); Illinois (0-1-1, 0)

### DANIELS' CAREER RUSHING STATISTICS

Year	Att.	Yds.	TD	Avg/C	Long
2002	4	18	0	4.5	13
Totals	4	18	0	4.5	13

### DANIELS' RUSHING BY GAME

**2001 SEASON:** Iowa (4-18)

## 28 ANTHONY DAVIS

**RB, 5-8, 191, Sr./Jr.**  
**Plainfield, N.J. (Plainfield)**



First-team preseason All-American by *Street & Smith's* ... rated by *The Sporting News* as the No. 5 running back in the nation heading into the 2003 campaign ... second-team preseason All-American by *Athlon's* and by collegefootballnews.com ... has rushed for more yards (3,021) than anyone in the nation over the past two seasons combined ... No. 6 on UW's career rushing list ... he and Ron Dayne are the

only two Badgers ever to rush for 1,000 yards in both their freshman and sophomore year ... rushed for 100 yards in 17 of 24 career games ... **2002:** earned second varsity letter ... played in 13

of 14 games, starting each time at running back ... missed Illinois game ... consensus second-team All-Big Ten choice ... 300 carries for 1,555 yards and 13 touchdowns ... six pass receptions for 48 yards ... Big Ten's second-leading rusher (119.6 ypg) and ranked 12th nationally ... No. 3 sophomore rusher in the nation behind Miami's Willis McGahee (134.9) and Oregon State's Steven Jackson (130.0) ... broke Dayne's UW record (1,457) for rushing yards by a sophomore ... became Wisconsin's Big Ten-record 10th straight 1,000-yard rusher ... his 5.2 yards-per-carry average was better than in 2001 when he led Big Ten in rushing ... 301 yards (third-most in UW history and 11th-most in Big Ten history) and school record-tying five TDs in bowl-clinching win over Minnesota ... his 301-yard outing was fourth-highest rushing total in Division I in 2002 ... named Big Ten co-Offensive Player of the Week for performance vs. Golden Gophers ... five-time UW offensive player of the week ... 184 yards in victory over Fresno State ... carried 29 times for 170 yards in win at Michigan State ... 26 attempts for 154 yards and a TD at Michigan ... **2001:** preseason first-team All-American by *The Sporting News* and *Athlon* ... earned first varsity letter ... started 11 of 12 games (missed Indiana contest with "turf toe") ... one of eight semifinalists for the Doak Walker Award as the nation's top running back (he was the only freshman among the semifinalists) ... first-team freshman All-America choice by the Football Writers Association of America and *The Sporting News* ... National College Football Freshman of the Year by the Touchdown Club of Columbus, Ohio ... honorable mention All-American by CNN.com and collegefootballnews.com ... consensus choice (coaches and media) as Big Ten Freshman of the Year, as well as a first-team all-conference pick ... earned UW's Rookie of the Year award ... Big Ten's leading rusher with 1,466 yards (133.3 per game) ... nation's fifth-leading rusher ... had sixth-highest rushing total by a freshman in NCAA history (behind only Wisconsin's Ron Dayne, Nevada's Chance Kretschmer, Georgia's Herschel Walker, Pittsburgh's Tony Dorsett and Indiana's Alex Smith) ... set NCAA record for 100-yard rushing games by a freshman with 10 (formerly held by Pittsburgh's Tony Dorsett and New Mexico State's Ron James) ... No. 3 on Big Ten's all-time freshman rushing list behind former Badger Ron Dayne (1,863 yards) and Indiana's Alex Smith (1,475) ... Badgers' leading scorer with 66 points on 11 touchdowns ... gave Wisconsin a 1,000-yard rusher for a Big Ten-record ninth straight season ... averaged 118.3 yards per game in four contests vs. nationally ranked opponents ... his 291 carries were sixth-most in a season by a Badger and second-most by a UW freshman ... had seven carries of 25 yards or more ... registered a pair of 200-yard rushing outings, including 200 yards on a then career-high 37 carries in 18-6 win at Penn State and then career highs of 208 yards and three touchdowns on 29 attempts at Minnesota (had 61-yard touchdown run vs. Golden Gophers) ... earned UW co-offensive player of the week honors for those two performances ... Heisman Trophy winners Ron Dayne (five times) and Alan Ameche (once) are the only other Badger freshmen to have rushed for 200 yards in a game ... averaged 10.0 yards per carry (13-130) at seventh-ranked Oregon ... 69-yard touchdown run vs. Ducks was first of his career ... 147 yards in season-opener vs. Virginia were third-most ever by a Badger playing in his first game ... **2000:** redshirted ... **High School:** rushed for 1,577 yards (9.2 ypc) and 21 touchdowns as a senior at Plainfield ... won high school Heisman Award (making the tri-state's honor team) ... two-time all-state ... named to *Prep Football Report*, *Super Prep* and *PrepStar* all-region teams ... state champion in 200 meters ... ran the 100 in 10.6, the 200 in 21.5 and long jumped better than 21

feet ... 3.1 GPA ... coach was Clinton Jones ... **Personal:** born 5/21/82 ... elementary education major ... guardians are Humphrey and Marjorie.

#### DAVIS' CAREER RUSHING STATISTICS

Year	Att.	Yds.	TD	Avg/C	Long
2001	291	1,466	11	5.0	69
2002	300	1,555	13	5.2	71
Totals	591	3,021	24	5.0	71

#### DAVIS' RUSHING BY GAME

**2001 SEASON:** Virginia (24-147); Oregon (13-130, 1 TD); Fresno State (24-137); Penn State (37-200); Western Kentucky (19-89, 2 TD); Ohio State (26-103, 1 TD); Illinois (24-116, 2 TD); Michigan State (32-101); Iowa (36-132, 1 TD); Michigan (27-103, 1 TD); Minnesota (29-208, 3 TD)

**2002 SEASON:** Fresno State (36-184); UNLV (20-81); West Virginia (19-75, 1 TD); Northern Illinois (14-49, 1 TD); Arizona (16-110, 2 TD); Penn State (11-46); Indiana (18-108, 1 TD); Ohio State (25-144, 1 TD); Michigan State (29-170); Iowa (16-34); Michigan (26-154, 1 TD); Minnesota (45-301, 5 TD); Colorado (25-99, 1 TD)

#### DAVIS' CAREER RECEIVING STATISTICS


Year	Rec.	Yds.	TD	Avg/C	Long
2001	0	0	0	---	0
2002	6	48	0	8.0	21
Total	6	48	0	8.0	21

#### DAVIS' RECEIVING BY GAME

**2002 SEASON:** Fresno State (1-1); West Virginia (3-30); Penn State (1-14); Iowa (1-3)

## 75 MORGAN DAVIS


**OL, 6-5, 326, Sr./Jr.**  
**Barron, Wis. (Barron)**



**2002:** Earned first varsity letter ... appeared in 12 games ... served as reserve offensive tackle and played on special teams ... **2001:** reserve offensive tackle ... **2000:** redshirted ... **1999:** attended UW-Madison as a regular student in the fall before joining football team in January ... **High School:** made *Milwaukee Journal Sentinel* top-20 list of state football prospects at Barron ... made *Eau Claire Leader Telegram* track honor roll ... captained football and hockey teams ... all-conference in shot put and discus ... set school record and finished third in state for discus ... D.A.R.E. role model ... USA Hockey level three referee ... won school's male Scholar-Athlete Award ... four-year honor roll ... ranked 14th academically in his class ... coach was Ken Mueller ... **Personal:** born 8/7/80 ... sociology major ... parents are Scott and Cathy.

## 81 BOB DOCHERTY

**TE, 6-6, 272, Jr./Jr.**  
**Oshkosh, Wis. (North)**



**2002:** Earned second varsity letter ... played in 12 of 14 games, including starts in first six games of season ... hampered by ankle injury the last half of the campaign ... did not play at Indiana or Michigan State ... limited action in his last four appearances ... 10 catches for 118 yards and a TD ... career highs of three receptions and 53 yards in win over Northern Illinois ... last reception came vs. Penn State on Oct. 5 ...

**2001:** earned first varsity letter as a true freshman ... saw action in all 12 games and started twice (at Ohio State and Minnesota) in two-tight end sets ... did not catch a pass ... **High School:** *PrepStar*, *Prep Football Report*, *Rivals100.com* and *Student Sports* regional All-American at North ... *Milwaukee Journal Sentinel* state lineman of the year ... first-team all-state on both offense and defense by WHSCA ... league offensive lineman of the year while playing tight end ... caught 16 passes for an average of 23.8 ypc in 2000 ... helped North average 262 ypg rushing ... made 98 tackles, including 13 for loss, and tipped 16 passes at the line in senior season ... same high school (state champ Oshkosh North) as fellow Badger Darrin Charles ... coach was Steve Jorgensen ... **Personal:** born 7/26/83 ... major is life sciences communication ... parents are Steve and Sharon.

### DOCHERTY'S CAREER STATISTICS


Year	Rec.	Yds.	TD	Avg/C	Long
2001	0	0	0	0.0	0
2002	10	118	1	11.8	29
Totals	10	118	1	11.8	29

### DOCHERTY'S RECEIVING BY GAME

**2002 SEASON:** Fresno State (3-35); UNLV (2-12, 1 TD); Northern Illinois (3-53); Arizona (1-11); Penn State (1-7)

## 17 MATT DOMONKOS

**K, 5-8, 167, So./Fr.**  
**Windber, Pa. (Bishop McCort)**




**2002:** Joined football team in January of 2003 ... **High School:** made *Pennsylvania Football News* first-team all-state team and *Tribune-Democrat* all-area squad ... football team was District 6 champion and a state playoff semi-finalist ... set a state record with a 58-yard field goal as a senior ... connected on 15 field goals in career ... made 41-44 extra points in senior season ... 41.9-yard average on punts, including a career-

long 75 yarder, in 2001 ... earned letters in football (three years), hockey (four) and soccer (one) ... hockey team was state champion in 1999 ... named to Northeast Ice Hockey All-Star team ... played football for Coach Ken Salem ... **Personal:** born 7/4/84 ... parents are David and Monica ... major is undecided.

## 44 PATRICK ELLESTAD

**DB, 6-1, 178, Sr./Jr.**  
**Fond du Lac, Wis. (St. Mary's Springs)**



**2002:** Earned second varsity letter ... appeared in 12 games ... recorded tackles against UNLV and West Virginia ... solid special teams performer ... **2001:** earned first varsity letter ... played in final six games of season on special teams ... made five tackles, including career-high two in 20-17 victory at 21st-ranked Ohio State ... also had solo stops vs. Michigan and at Minnesota ... **2000:** redshirted ... **High**

**School:** honorable mention all-state defensive end at St. Mary's Springs ... earned all-league mention on both offense and defense ... county track MVP ... listed in *Who's Who Among High School Students* ... won an Optimist's Club academic honor ... captain of both football and track teams ... won nine letters in three sports ... coach was Bob Hyland ... **Personal:** born 2/24/82 ... zoology major ... parents are Ted and Carol.

### ELLESTAD'S CAREER STATISTICS

Year	UT	AT	Tot.	TFL	Sacks	FC	FR	Int	PD
2001	3	2	5	0-0	0-0	0	0	0	0
2002	1	1	2	0-0	0-0	0	0	0	0
Totals	4	3	7	0-0	0-0	0	0	0	0


### ELLESTAD'S TACKLES BY GAME

**2001 SEASON:** Ohio State (1-1=2); Illinois (0-1=1); Michigan (1-0=1); Minnesota (1-0=1)

**2002 SEASON:** UNLV (1-0=1); West Virginia (0-1=1)

## 3 LEE EVANS

**WR, 5-11, 202, Sr./Sr.**  
**Bedford, Ohio (Bedford)**



Enters final season ... team captain ... looking to return to form after knee injury ... always a deep threat, he consistently wins battles for the ball and can gain yards after catches ... excellent speed and hands ... the No. 11 receiver in the nation heading into the 2003 season according to *The Sporting News* ... honorable mention preseason All-American according to collegefootball-news.com ... depending on his health, he

would be considered a legitimate Heisman Trophy, Biletnikoff Award and All-America candidate ... already Wisconsin's career receiving yards leader (2,255 yards) after just three seasons ... enters 2003 season needing 1,056 yards to become Big Ten's all-time leader in receiving yardage ... needs 21 receptions and 10 touchdown catches to become school's career leader in those categories ... **2002:** redshirted after sustaining left knee injury while making a catch in 2002 spring game ... he had surgery on May 22 and again on Nov. 22 ... a preseason second-team All-American and the No. 4 receiver in the nation heading into the 2002 season according to *The Sporting News* ... **2001:** earned third varsity letter ... started all 12 games ... one of three finalists for the Biletnikoff Award (given to the nation's top receiver) ... one of 15 finalists

for *Football News'* National Offensive Player of the Year Award ... first-team All-America choice by *Football News*, ABC Sports Online and collegefootballnews.com ... second-team All-American by Associated Press and *The Sporting News* ... honorable mention All-America pick of CNN.com ... consensus (coaches and media) first-team All-Big Ten selection ... voted team's MVP, he was UW's offensive player of the week seven times ... set Big Ten record for receiving yards in a season with 1,545, which ranked No. 3 nationally ... his yardage total was 15th-highest in a season in NCAA history ... led Big Ten and ranked No. 4 in nation in receiving yards per game with 128.8 ... his 20.6 yards-per-catch average were 0.7 yards per grab from school record ... set school records for receptions in a season (75), touchdown receptions in a season (tied with nine) and 100-yard receiving games in a season (eight) ... eclipsed school's previous season receiving yardage mark by a remarkable 625 yards ... became school's career leader in receiving yardage (2,255), surpassing former NFL standout Al Toon's 17-year-old record ... team's second-leading scorer with 54 points ... caught at least one pass in all 12 games, extending his school-record streak to 25 consecutive games with at least one reception ... was on receiving end of team's two-longest plays from scrimmage (78-yard TD pass from Jim Sorgi vs. Virginia and a 70-yard TD strike from Matt Schabert vs. Michigan State) ... caught 15 passes of at least 35 yards, including six for touchdowns ... registered at least one 30-yard reception in nine different games ... named Big Ten Offensive Player of the Week and Nissan Frontier National Athlete of the Week after his four-catch, 135-yard, two-TD performance in season-opener vs. Virginia ... made career high-tying nine catches four times (vs. Indiana, at Illinois, vs. Michigan State and at Minnesota) ... recorded the second-, fifth- and sixth-highest single-game receiving yardage totals in school history with 228 yards vs. Michigan State, 182 vs. Fresno State and 175 vs. Iowa ... joined Pat Richter and Al Toon as only players in school history to record three straight 100-yard receiving games (Evans did it twice) ... tied school record with three touchdown catches vs. Michigan State (only other Badgers with three TD receptions in a game are Pat Richter vs. Illinois in 1961 and Dave Howard vs. Iowa in 1955) ... completed 26-yard pass to Brooks Bollinger at Penn State, one of two passes he attempted (the other was an incompletion vs. Western Kentucky) ... **2000:** team's second-leading receiver with 33 catches for 634 yards ... yardage total was third-most in school history for a sophomore ... first-time honoree for Academic All-Big Ten ... team-best 19.2-yard average per catch was fourth-highest in UW annals ... topped Badgers in receiving yardage in three of opening four games — Western Michigan (55), Oregon (58) and Northwestern (61) — when Chris Chambers was out with a stress fracture in his foot ... started 11 times at split end and flanker ... completed a 22-yard pass to Brooks Bollinger vs. Cincinnati ... had a pass picked off in another attempt ... caught the game-winning 45-yard touchdown pass with 0:29 left in the fourth quarter at Michigan State ... only Badger with a least one catch in every game ... established a then-career high with 86 yards receiving vs. UCLA in the Sun Bowl ... that included a season-long 54 yarder to open the scoring in the bowl ... suffered a concussion in the bowl and didn't play in the second half ... 77 yards receiving at Indiana, including 72 (three receptions) on final drive of the first half during the two-minute drill ... 26-yard TD catch from Jim Sorgi gave UW its first lead (7-6) over the Hoosiers ... returned an on-sides kickoff attempt 34 yards for a TD at Indiana to close out that victory ... caught a 40-yard pass at Iowa on third-and-seven to keep the final drive alive and clinch

a 13-7 victory ... made 12 receptions of at least 20 yards, second-most on the club ... had at least one play longer than 20 yards against 10 different opponents ... recorded four catches for 69 yards against his home-state school, Ohio State, to earn team offensive P.O.W. honors ... **1999:** one of two true freshmen (B.J. Tucker was the other) to see action ... caught three passes for a 25.3-yard average ... a 64-yard TD reception vs. Ball State was team's second-longest pass play of season ... missed three mid-year games with ankle sprain ... started at Purdue and vs. Iowa ... **High School:** top-50 player in the midwest by *Prep Football Report*, *PrepStar* and *Super Prep* at Bedford ... first-team all-state his senior year ... team MVP and captain ... career total of 38 catches for 984 yards (25.6 ypc) and 12 touchdowns ... averaged 28.7 yards on 20 receptions as a senior, including eight TDs (40 percent of his catches) ... intercepted four passes and blocked three kicks as a senior ... averaged 17.7 yards per rush his junior season ... biggest sports thrill was making 81-yard TD catch in homecoming game as a junior ... second at state track meet in 300-meter hurdles ... 3.3 GPA ... three-time academic all-conference ... same high school as former Badger wide receiver Chris Chambers ... coach was Jim Hodakievic ... **Personal:** born 3/11/81 ... consumer science major ... parents are Lee and Annette.

#### EVANS' CAREER STATISTICS

Year	Rec.	Yds.	TD	Avg/C	Long
1999	3	76	1	25.3	64
2000	33	634	4	19.2	45
2001	75	1,545	9	20.6	78
2002			Redshirted		
Total	111	2,255	14	20.6	78

#### EVANS' RECEIVING BY GAME


**1999 SEASON:** Ball State (1-64, 1 TD); Michigan (1-8); Purdue (1-4);

**2000 SEASON:** Western Michigan (3-55); Oregon (3-58); Cincinnati (4-30); Northwestern (3-61, 1 TD); Michigan (1-28); Ohio State (4-69); Michigan State (1-45, 1 TD); Purdue (2-13); Iowa (1-40); Minnesota (2-37); Indiana (4-77, 1 TD); Hawaii (2-35); UCLA (3-86, 1 TD)

**2001:** Virginia (4-135, 2 TD); Oregon (8-168); Fresno State (7-182, 1 TD); Penn State (1-0); Western Kentucky (6-85); Indiana (9-148, 1 TD); Ohio State (3-92); Illinois (9-150, 2 TD); Michigan State (9-228, 3 TD); Iowa (7-175); Michigan (3-31); Minnesota (9-151)

## 22 PHILLIP FULLER

**RB, 5-11, 183, So./Fr.**  
**Irving, Texas (Nimitz)**




**2002:** Redshirted ... **High School:** *Prep Star* All-Midlands selection and *Prep Football Report* All-Southwest honoree ... one of the top-rated running backs in Dallas ... all-district choice four times in career ... team captain as a senior ... rushed for more than 4,800 yards in career with 52 touchdowns ... gained 900 yards rushing in opening four games of his senior season before a knee injury ended his season ... ran for a career-best 1,900 yards and 22 TDs in junior season ... made the varsity squad as a freshman and gained 1,400 yards on the ground ... won four letters in both football and track ... ran the 100 meters in 10.2 seconds ... played for Coach Mike Farda ...

**Personal:** born 11/17/82 ... parents are Phillip and Pamela ... major is undecided.

## 73 MATT GAJDA

**DL, 6-4, 272, Sr./Sr.**  
**Sturgeon Bay, Wis. (Sturgeon Bay)**




**2002:** Reserve defensive lineman ... did not letter ... **2001:** selected as Badgers' scout team defensive player of the year ... earned UW's defensive scout team player of the week honor for Penn State and Illinois games ... **2000:** did not compete ... **1999:** redshirted ... **High School:** lettered in both football (three) and basketball (four) at Sturgeon Bay ... played tackle on both offense and defense in senior year ... placed

second in shot put at state track meet as a senior ... played at the same high school as former Badger Nick Greisen, the nation's leading tackler in 2001 ... listed in Who's Who Among American High School Students ... class salutatorian ... member of National Honor Society ... won three academic/athletic awards from high school ... coach was Gordon Saron ... **Personal:** born 9/1/80 ... engineering mechanics major ... parents are Larry and Donna.

## 48 JOHN GILLEN

**LB, 6-4, 246, Jr./So.**  
**Glen Ellyn, Ill. (Glenbard West)**




**2002:** Served as reserve linebacker ... did not letter ... **2001:** redshirted ... earned UW's defensive scout team player of the week honor for Indiana game ... **High School:** regional All-American by *Prep Football Report*, *Rivals100.com* and *PrepStar* at Glenbard West ... 15 tackles for loss, along with 10 pass break-ups and six turnovers (three picks, three fumble recoveries) ... finished career with more than

200 tackles, 12 forced fumbles, 10 fumble recoveries, 29 pass break-ups and nine interceptions ... 50 career catches for 680 yards ... conference academic honors ... coach was John Karpowicz ... father, John, was drafted in fifth-round by St. Louis in 1981 ... father played for Kevin Cosgrove at Illinois ... **Personal:** born 7/18/82 ... major is sociology ... parents are John and Wendy.

## 47 ELLIOT GOODE

**LB, 6-2, 240, So./So.**  
**Manlius, N.Y. (Fayetteville-Manlius)**



**2002:** Earned first varsity letter as a true freshman ... played in 13 of 14 games as reserve linebacker and on special teams ... finished with 14 tackles and a pass breakup ... made career-high four tackles (2-2=4) at Indiana ... **High School:** Named to *Super Prep's* All-Northeast team and *Prep Football Report's* All-East team ... first-team all-state as a senior ... two-time, first-team all-conference selection ... captain his senior year

... two-time team defensive MVP ... finished career with 291 tackles, including 14 QB sacks ... blocked five kicks ... recovered six fumbles, returning three for touchdowns ... three-time scholar-athlete honoree ... two-time track letterwinner ... played for Coach Paul Muench ... **Personal:** parents are John and Alison ... major is undecided ... born 9/26/83.

### GOODE'S CAREER STATISTICS


Year	UT	AT	Tot.	TFL	Sacks	FC	FR	Int	PD
2002	9	5	14	0-0	0-0	0	0	0	1
Totals	9	5	14	0-0	0-0	0	0	0	1

### GOODE'S TACKLES BY GAME

**2002 SEASON:** UNLV (1-0=1); Arizona (2-0=2); Penn State (0-1=1); Indiana (2-2=4); Michigan State (1-1=2); Illinois (1-0=1); Michigan (1-0=1); Minnesota (1-0=1); Colorado (0-1=1)


## 93 MARK GORMAN

**DL, 6-4, 268, So./Fr.**  
**The Woodlands, Texas (The Woodlands)**




**2002:** Redshirted ... scout team defensive P.O.W. vs. Illinois ... **High School:** All-Midlands selection by *Prep Star* ... first-team all-county and all-district, as well as a finalist for Old Spice Tight End of the Year in Texas ... captain as a senior when he caught 10 passes for 129 yards ... graded out at 89 percent as a blocker on a team that rushed for more than 3,000 yards ... 3.1 GPA ... played for Coach Weldon Willig

... **Personal:** parents are Mike and Linda ... major is undecided ... born 10/9/83.

**77 RANDY GYLLIN****OL, 6-3, 324, So./Fr.**  
**Mauston, Wis. (Mauston)**


**2002:** Joined football team in January of 2003 ... **High School:** All-Midwest choice by *Super Prep*, *Prep Football Report* and *Prep Star* ... top offensive lineman in Wisconsin according to *Prep Star* ... team rushed for almost 9,000 yards during his three years as a starter on the line ... WFCB first-team all-state on both sides of the ball and first-team honors on offense by Associated Press and *Milwaukee Journal Sentinel* ...

won *Juneau County Star Times* "Twelfth Man" Award ... three-time first-team all-conference on offense and defense ... selected to play in the Wisconsin Shrine Game ... recorded 82 tackles and caused three fumbles as a senior ... captain and team MVP in both football and wrestling during career ... 3.9 GPA ... National Honor Society member ... listed in *Who's Who Among High School Students* ... lettered in football, wrestling, tennis and track as a prep ... runner-up in state wrestling meet as a junior ... conference tennis runner-up in doubles ... served as "first chair" in concert / jazz band ... played for Coach Mike Taake ... **Personal:** born 8/30/83 ... parents are Bruce and Judy ... major is undecided.

**26 ZACH HAMPTON****WR, 5-10, 173, So./Fr.**  
**Lancaster, Wis. (Lancaster)**

**2002:** Redshirted ... team's scout team offensive P.O.W. vs. Arizona ... **High School:** *Wisconsin State Journal* Small School Player of the Year and *Dubuque Telegraph Herald* Player of the Year as a junior and senior ... first-team all-state by Associated Press and the WFCB as a senior ... career statistics include 278 tackles (183 solos), 17 interceptions, 25 catches for 571 yards and 14 TDs and 13 rushes for 187

yards ... averaged 14.0 yards on punt and 26.8 yards on kickoff returns ... 10 career returns (three interceptions, three punts and four kickoffs) for scores ... three-year starter in secondary for teams that registered a 41-1 record and won state titles his junior and senior years ... set school records for punt return yardage and TDs, interceptions and return yardage and solo tackles ... qualified for state in long jump three times in career ... state wrestling qualifier and all-league pick in baseball ... played for Coach John Hoch ... **Personal:** born 10/5/83 ... parents are Buck and Jackie ... major is undecided.

**71 CARLOS HARPER****OL, 6-5, 412, Jr./So.**  
**Chicago, Ill. (Leo)**

**2002:** Reserve offensive lineman ... did not letter ... scout team defensive P.O.W. vs. Ohio State ... **2001:** redshirted ... **High School:** a 2001 graduate of Leo Catholic High ... team MVP and captain his senior year ... during prep career he made 85 tackles, including 14 QB sacks, recovered six fumbles and registered 100 pancake blocks ... threw shot put for track team ...

**Personal:** born 1/12/83 ... major is undecided ... guardian is June Latham.

**77 ANTAJ HAWTHORNE****DL, 6-3, 300, Jr./Jr.**  
**Hamden, Conn. (Hamden)**

Has started 17 games, including the last 16 straight ... **2002:** earned second varsity letter ... team's sixth-leading tackler (68) and team's leader in tackles among defensive linemen ... 12 QB hurries ranked third on team and seven TFLs were fifth ... knocked down two passes at the line of scrimmage and recovered two fumbles ... enjoyed outstanding Alamo Bowl effort with eight tackles, his second-highest total of the season ... made season-high nine stops in win over Arizona ... seven

tackles in victory over West Virginia ... made at least six tackles five times ... **2001:** earned first varsity letter as a true freshman ... played in 11 of 12 games ... drew starting nod at nose guard in each of last two games vs. Michigan and at Minnesota ... also started at tackle vs. Michigan State ... registered 16 tackles, including four TFLs for five yards in losses ... made six stops in each of final two contests vs. Wolverines and Golden Gophers ... two tackles and a QB hurry vs. Michigan State ... had three TFLs and a QB hurry at Minnesota ... recovered a fumble vs. Michigan ... **High School:** named to *USA Today* and Reebok/ESPN first-team All-America squad at Hamden ... also a member of *PrepStar* "Dream Team" and *SuperPrep* first-team All-America unit ... participated in the National High School All-Star game in Dallas ... No. 9 prospect nationally by Tom Lemming's *Prep Football Report* ... second-ranked defensive player in the country according to Lemming ... No. 2 rated DL nationally by CBS Sportsline ... three-time all-state ... registered 102 solo tackles, 17 sacks and seven forced fumbles as a senior ... career totals of more than 250 tackles, 38 tackles for loss, 30 quarterback sacks and 14 recovered fumbles ... coach was Tony Martone ... **Personal:** born 11/15/81 ... major is Afro-American studies ... mother is Eileen.

**HAWTHORNE'S CAREER STATISTICS**

Year	UT	AT	Tot.	TFL	Sacks	FC	FR	Int	PD
2001	9	7	16	4-5	0-0	0	1	0	0
2002	36	32	68	7-13	2-4	0	2	0	2
Totals	45	39	84	11-18	2-4	0	3	0	2


**HAWTHORNE'S TACKLES BY GAME**

**2001 SEASON:** Western Kentucky (0-1=1); Indiana (0-1=1); Michigan State (1-1=2); Michigan (4-2=6); Minnesota (4-2=6)

**2002 SEASON:** Fresno State (0-2=2); UNLV (3-3=6); West Virginia (4-3=7); Northern Illinois (5-4=9); Arizona (0-2=2); Penn State (2-0=2); Indiana (0-2=2); Ohio State (1-3=4); Michigan State (3-2=5); Iowa (5-1=6); Illinois (4-1=5); Michigan (3-1=4); Minnesota (1-2=3); Colorado (3-5=8)

**13 TRAVANN HAYES**

**WR, 5-11, 188, Sr./Jr.**  
**Elgin, Ill. (Larkin)**




**2002:** Reserve wide receiver ... did not letter ... **2001:** redshirted ... **2000:** did not participate ... **High School:** *USA Today* honorable mention All-American in senior year at Larkin ... named to *Prep Football Report* all-midwest team ... all-state honors by *Chicago Tribune*, *Chicago Sun-Times* and *Champaign News-Gazette* ... set an Illinois state high school record with 5,511 career all-purpose yards ... ranked in state prep

history for career kickoff return yards (1,131 are second), career kickoff return TDs (five are tied for third), career kickoff return average (29.8 is fourth) and season punt return average (34.6 is fourth) ... scored 47 touchdowns in career (18 rushing, 18 receiving, three on interception returns, five on kickoff returns and three on punt returns) ... 81 receptions for 1,386 yards in career ... rushed for 2,241 yards in career ... averaged 26.2 yards on punt returns and 29.8 yards on kickoff returns in high school ... had kick return scores of 71, 91 and 95 yards in 1999 ... rushed for 994 yards and caught passes for 790 yards as a senior ... prep teammate of Badger quarterback Matt Schabert ... coach was Dale Schabert ... **Personal:** born 5/6/81 ... social work major ... guardians are Edsie and Marian.

**10 DEVIN HOLLINS**

**QB, 6-0, 217, Jr./So.**  
**Los Angeles, Calif. (Crenshaw)**




**2002:** Reserve quarterback who did not letter ... named team's offensive scout team player of the year ... two-time offensive scout team player of the week ... **2001:** redshirted ... earned UW's offensive scout team player of the week honor for Penn State game ... **High School:** all-region honors by *Prep Football Report*, *Super Prep* and *PrepStar* at Crenshaw ... co-MVP in his conference ... two-time all-city selection ...

led club to 23-2 mark his final two years ... career total of 4,683 yards passing in three years with 55 TDs ... passed for 2,111 yards with 23 TDs in senior season ... gained 405 yards rushing with 12 scores ... threw for a career-high 2,572 yards (352-562, .626) and 27 scores as a junior ... one of the top all-around athletes in Los Angeles according to *PrepStar* ... coach was Robert Garrett ... **Personal:** born 1/3/83 ... Afro-American studies major ... parents are Lester and Sonia.

**17 JEFF HOLZBAUER**


**WR, 5-11, 182, So./Fr.**  
**Germantown, Wis. (Germantown)**



**2002:** Redshirted ... walk-on ... scout team offensive P.O.W. vs. Minnesota ... **High School:** starred at quarterback at defensive back at Germantown High where he was a second-team all-conference choice on both sides of the ball in 2001 ... played for South team in Wisconsin Shrine game ... coached at Germantown by Phil Datka ... **Personal:** born 8/23/83 ... parents are Carl and Shelly ... major is undecided.

**90 ERASMUS JAMES**

**DL, 6-4, 261, Sr./Sr.**  
**Pembroke Pines, Fla. (McArthur)**



**2002:** Earned second varsity letter ... played in all 14 games, including 13 starts (all at right end) ... team-high 17 QB hurries ... third on team in tackles among DLs, third in QB sacks, fourth in TFLs ... forced fumbles in wins over West Virginia and Arizona ... career-high nine tackles, including two TFLs, and a fumble recovery at Indiana ... five QB hurries vs. Penn State ... UW defensive P.O.W. vs. Michigan State

... named to the 2002 preseason watch list for the Nagurski Award which goes to the nation's top defensive player ... **2001:** earned first varsity letter ... played in all 12 games, including starting assignment at rush end vs. Indiana ... his 36 tackles (including 20 solos) ranked ninth on team ... second on team in QB sacks with six for 30 yards ... fourth on squad in tackles for loss with seven for 35 yards ... forced team-high three fumbles ... No. 2 on team (behind All-American Wendell Bryant) in QB hurries with four ... named Big Ten Defensive Player of the Week after picking up three QB sacks and forcing a fumble in collegiate debut vs. Virginia ... career-high six tackles in season finale at Minnesota ... registered a pair of QB hurries at seventh-ranked Oregon ... had four tackles (including a QB sack), two QB hurries and a fumble forced in win over Iowa ... Academic All-Big Ten ... **2000:** did not participate ... **High School:** first-team all-district and second-team All-Broward County at McArthur ... third-team all-state ... participated in Dade vs. Broward All-Star Game and the Broward County North vs. South contest ... named school's outstanding defensive lineman ... credited with 53 tackles, 23 TFLs and 14 sacks in senior year ... coach was Keith Franklin ... **Personal:** born 11/4/82 ... sociology major ... mother is Evrine.

**JAMES' CAREER STATISTICS**

Year	UT	AT	Tot.	TFL	Sacks	FC	FR	Int	PD
2001	20	16	36	7-35	6-30	3	0	0	0
2002	34	23	57	8-38	4-22	2	1	0	3
Totals	54	39	93	15-73	10-52	5	1	0	3


**JAMES' TACKLES BY GAME**

**2001 SEASON:** Virginia (3-1=4); Fresno State (3-1=4); Penn State (0-2=2); Western Kentucky (1-0=1); Indiana (2-1=3); Ohio State (2-2=4); Illinois (2-2=4); Michigan State (1-1=2); Iowa (3-1=4); Michigan (2-0=2); Minnesota (1-5=6)

**2002 SEASON:** Fresno State (4-2=6); UNLV (3-2=5); West Virginia (4-1=5); Northern Illinois (3-2=5); Arizona (2-1=3); Penn State (3-2=5); Indiana (6-3=9); Ohio State (2-1=3); Michigan State (3-1=4); Illinois (0-1=1); Michigan (0-2=2); Minnesota (2-1=3); Colorado (2-3=5)

**74 JASON JEFFERSON**

**DL, 6-3, 307, Sr./Jr.**  
**Chicago, Ill. (Leo)**



**2002:** Earned second varsity letter ... played in all 14 games and started 12 times (all at right tackle) ... career-high six tackles in win over West Virginia (named team's defensive P.O.W. for that performance) ... recovered fumble in victory at UNLV and forced fumble at Indiana ... only QB sack came vs. eventual national champion Ohio State ... **2001:** earned first varsity letter ... saw limited action in three games (vs.

Western Kentucky and Michigan, and at Minnesota) ... did not make a tackle, but was able to gain late-season experience when team's line was beset by injuries ... **2000:** redshirted ... scout team defensive P.O.W. vs. Iowa ... **High School:** top-100 player in Illinois at Leo ... school's three-time offensive line MVP ... captained both football and track teams ... credited with 310 career tackles, including 43 sacks ... averaged five pancake blocks per game as a senior ... made state finals in the shot put three times in career ... team won state track title in 1998 ... academic all-state ... included in All-American Scholar's Directory ... coach was Mike Holmes ... **Personal:** born 12/20/81 ... sociology major ... mother is Barbara.

**JEFFERSON'S CAREER STATISTICS**


Year	UT	AT	Tot.	TFL	Sacks	FC	FR	Int	PD
2001	0	0	0	0-0	0-0	0	0	0	0
2002	22	23	45	2-2	1-1	1	1	0	2
Totals	22	23	45	2-2	1-1	1	1	0	2

**JEFFERSON'S TACKLES BY GAME**

**2002 SEASON:** Fresno State (0-2=2); UNLV (1-3=4); West Virginia (3-3=6); Northern Illinois (2-1=3); Arizona (2-3=5); Penn State (2-1=3); Indiana (3-0=3); Ohio State (2-1=3); Michigan State (0-1=1); Iowa (0-1=1); Illinois (1-1=2); Michigan (0-3=3); Minnesota (1-2=3); Colorado (1-2=3)

**98 DARIUS JONES**

**DL, 6-3, 268, Sr./Jr.**  
**Beloit, Wis. (Memorial)**



**2002:** Earned second varsity letter ... played in all 14 games, including starts at right tackle vs. Ohio State and at Michigan State ... second on team with five QB sacks and 10 TFLs ... his six pass breakups were most on team among non-DBs ... eight QB hurries were fourth-most on team ... career-high six tackles, including four TFLs (two of which were QB sacks), in win over Northern Illinois ... forced fumbles vs.

West Virginia and Penn State ... first career interception in Alamo Bowl win over Colorado ... UW defensive P.O.W. vs. Indiana ... **2001:** took hardship ... played in two games (at Oregon and vs. Fresno State) ... registered four tackles, a TFL and a pass breakup vs. Ducks ... six tackles vs. Bulldogs before sustaining broken right hand that sidelined him for remainder of season ... **2000:** enrolled at UW in January of 2000 after graduating from high school a semester early ... went through spring drills as a true freshman ... made position switch midway through the season from linebacker to the defensive line ... one of three true freshmen to letter ... got most of his playing time on special teams ... filled in at rush end for a few plays vs. Purdue when John Favret and Delante McGrew were injured ... **High School:** Parade, Reebok, PrepStar and Super Prep All-American at Memorial ... USA Today honorable mention All-American ... most-honored player in the 2000 recruiting class ... first-team all-state by A.P., WFCA and the Milwaukee Journal Sentinel ... WFCA defensive player of the year as a senior ... registered 128 tackles, 10 sacks and 20 tackles behind the line as a senior ... rushed for 1,464 yards (10.1 ypc) in '99 ... made 325 tackles and rushed for more than 2,500 yards in career ... three straight seasons of at least 100 tackles ... 3.6 GPA ... nominated for National Honor Society ... coach was Mike Anderson ... **Personal:** born 2/19/82 ... history major ... parents are John and Helene.

**JONES' CAREER STATISTICS**

Year	UT	AT	Tot.	TFL	Sacks	FC	FR	Int	PD
2000	0	0	0	0-0	0-0	0	0	0	0
2001	7	3	10	1-1	0-0	0	0	0	1
2002	25	17	42	10-33	5-22	2	0	1	6
Totals	32	20	52	11-34	5-22	2	0	1	7


**JONES' TACKLES BY GAME**

**2001 SEASON:** Oregon (3-1=4); Fresno State (4-2=6)

**2002 SEASON:** Fresno State (1-1=2); UNLV (0-2=2); West Virginia (2-0=2); Northern Illinois (5-1=6); Penn State (2-0=2); Indiana (4-1=5); Ohio State (1-2=3); Michigan State (3-1=4); Iowa (2-3=5); Illinois (2-1=3); Michigan (1-1=2); Minnesota (1-1=2); Colorado (1-3=4)

## 51 TOM JONJAK

**LB, 6-1, 212, Sr./Jr.**  
**Chippewa Falls, Wis. (Chippewa Falls)**




**2002:** Reserve linebacker who did not letter ... named scout team defensive player of the week vs. Indiana ... **2001:** served as reserve linebacker ... **2000:** redshirted ... **High School:** first-team all-conference in both football and track at Chippewa Falls ... two-year track captain ... rushed for 1,137 yards (9.9 ypc) with 11 touchdowns as a senior ... returned two interceptions for TDs in junior season ... member of

National Honor Society and Apollo Academic Club ... **Personal:** born 2/8/82 ... sociology major ... parents are Steve and Sue.

## 23 PAUL JORAN

**LB, 6-3, 220, So./Fr.**  
**Apple Valley, Minn. (Apple Valley)**




**2002:** Redshirted ... named scout team defensive player of the year ... earned scout team defensive P.O.W. honors vs. Fresno State ... **High School:** Named to All-Midwest teams by *Prep Football Report*, *Super Prep* and *Prep Star* ... first-team all-state choice as a senior ... two-time all-region and all-conference selection ... team captain as a senior and team MVP his last two years ... registered 385 tackles during

his career, including 28 for loss and 17 QB sacks ... also had 18 QB hurries and caused 11 fumbles ... notched 152 tackles, including 19 for loss and nine sacks, as a senior ... more than 100 tackles in junior campaign, too ... four-time academic all-conference honoree and academic all-state his last year ... 3.9 grade-point average ... played for Coach Mike Fritze ... **Personal:** born 4/2/84 ... parents are Joe and Marie ... major is undecided.

## 86 MATT KATULA

**DL, 6-6, 282, Sr./Jr.**  
**Brookfield, Wis. (Catholic Memorial)**



**2002:** Earned second varsity letter as team's long snapper ... played in all 14 games ... made three total tackles ... **2001:** earned first varsity letter ... played as team's long snapper for first nine games of the season before broken arm caused him to miss final three contests ... assisted on a tackle in season-opener vs. Virginia and was named UW's special teams player of the week for performance vs. Cavaliers ... **2000:** redshirted ...

**High School:** first-team all-conference on defense and second-team on offense at Catholic Memorial ... team MVP and captain as a senior ... 191 tackles (97 as a junior and 94 as a senior) with 13 sacks and five fumbles caused in career ... National Merit

qualifier ... made school's high honor roll four times ... **Personal:** born 8/22/82 ... political science major ... parents are Chuck and Vicki.

### KATULA'S CAREER STATISTICS

Year	UT	AT	Tot.	TFL	Sacks	FC	FR	Int	PD
2001	0	1	1	0-0	0-0	0	0	0	0
2002	1	2	3	0-0	0-0	0	0	0	0
Totals	1	3	4	0-0	0-0	0	0	0	0


### KATULA'S TACKLES BY GAME

**2001 SEASON:** Virginia (0-1=1)

**2002 SEASON:** UNLV (1-0=1); Iowa (0-2=2)

## 79 MIKE KLEBER

**DL, 6-2, 293, Jr./So.**  
**Muskego, Wis. (Catholic Memorial)**




**2002:** Earned first varsity letter ... appeared in eight games as a reserve defensive lineman ... made switch from offensive to defensive line ... **2001:** redshirted ... made position switch from defensive to offensive line ... earned UW's offensive scout team player of the week honor for Indiana game ... **High School:** made all-midlands team by Tom Lemming's *Prep Football Report* at Catholic Memorial ... consensus first-team

all-state (unanimous choice by A.P.) on offense ... conference defensive player of the year as a senior ... graded at 85 percent on blocking assignments and allowed no sacks as a senior ... recorded 63 tackles and 24 TFLs in 2000 ... 38 career tackles behind the line ... allowed just six QB sacks in three seasons on offense ... bench pressed 425 pounds ... coach was Bill Young ... **Personal:** born 6/3/83 ... major is sociology ... parents are Steve and Diane.

## 55 JEFF LANG

**OL, 6-6, 287, Jr./So.**  
**Greenfield, Wis. (Wisconsin Lutheran)**




**2002:** Served as reserve defensive lineman ... did not letter ... named scout team defensive P.O.W. vs. UNLV ... **2001:** redshirted ... earned UW's defensive scout team player of the week honor for Iowa game ... **High School:** region honors from Tom Lemming's *Prep Football Report*, *Rivals100.com* and *PrepStar* at Wisconsin Lutheran ... all-state honors by *Milwaukee Journal Sentinel* ... named conference ath-

lete of the year as a senior ... school won WISAA state championship in 1998 ... captain of football team twice ... recorded 140 tackles as a senior, 116 tackles as a junior and 94 as a sophomore ... three career interceptions as defensive end ... 3.0 GPA ... coach was Kirk DeNoyer ... **Personal:** born 10/6/82 ... sociology major ... parents are William and Judy.

## 76 MATT LAWRENCE

**OL, 6-5, 288, Jr./So.**  
**Millsboro, Del. (Sussex Central)**




**2002:** Reserve offensive lineman who did not letter ... named scout team offensive P.O.W. vs. Iowa ... **2001:** redshirted ... earned UW's offensive scout team player of the week honor for Western Kentucky game ... **High School:** *Super Prep* and *PrepStar* regional All-American at Sussex Central ... two-time all-state, including first-team honors as a senior ... three-year starter as prep ... captain as a senior ... led

school to first-ever state finals appearance ... member of National Honor Society ... maintained a 3.9 GPA ... coach was John Wells... **Personal:** born 11/10/82 ... major is history ... parents are Theo and Sharon.

## 18 JIM LEONHARD

**DB, 5-8, 183, Jr./Jr.**  
**Tony, Wis. (Flambeau)**



Team captain ... named to 2003 Bronko Nagurski (nation's top defensive player) preseason watch list ... ranked by *The Sporting News* as the No. 13 free safety and No. 18 return man in the nation heading into 2003 campaign ... *Lindy's* rates him the No. 4 safety in the nation ... second-team preseason All-American by *Athlon's* and *Lindy's* and honorable mention preseason All-American by collegefootballnews.com

... already ranks sixth all-time at Wisconsin in interceptions with 11 ... **2002:** earned second varsity letter as a walk-on ... started all 14 games at strong safety ... first-team All-American according to CNN/SI.com ... second-team Walter Camp All-American and third-team Associated Press All-American ... first-team All-Big Ten by media and second-team choice by coaches ... voted by teammates as UW's first sophomore team MVP since 1947 ... starter all season at strong safety ... named team's special teams player of the year ... led nation with Big Ten record-tying 11 interceptions (0.79 per game) ... led Big Ten (and ranked 10th nationally) with school record-tying 25 pass breakups ... ranked No. 2 in Big Ten in punt return average (12.1) ... set school record with 434 punt return yards ... named to Verizon Academic All-District 5 team ... Academic All-Big Ten ... No. 2 on team in tackles with 99 ... intercepted two passes vs. Fresno State, Illinois and Minnesota ... named Big Ten Defensive Player of the Week for performance vs. Fresno State (two INTs, six tackles, five pass breakups) ... his five PBUs vs. Bulldogs tied for second-most ever in a game by a Badger ... career-high 10 tackles vs. Penn State and Iowa ... forced a fumble vs. Illinois and recovered a fumble at Michigan ... also returned a punt 39 yards for touchdown at Michigan ... three-time UW defensive player of the week and four-time special teams P.O.W. ... won starting job at SS during fall camp ... **2001:** earned first varsity letter ... true freshman walk-on who saw action in all 12 games on special teams ... made 12 tackles ... earned team's special teams player of the week accolade for his performance vs. Michigan State ...

then career-high three tackles in season finale at Minnesota ... had at least one stop in eight of 12 games ... **High School:** a 2001 graduate of Flambeau High ... two-time first-team all-state selection who captained team as a junior and senior ... team MVP as a senior ... registered eight interceptions and made 120 tackles as a senior ... a WIAA scholar-athlete ... **Personal:** born 10/27/82 ... kinesiology major ... parents are Don and Debbie.

### LEONHARD'S CAREER STATISTICS

Year	UT	AT	Tot.	TFL	Sacks	FC	FR	Int	PD
2001	5	7	12	0-0	0-0	0	0	0	0
2002	70	29	99	1-2	0-0	1	1	11	25
Totals	75	36	111	1-2	0-0	1	1	11	25

### LEONHARD'S TACKLES BY GAME

**2001 SEASON:** Virginia (1-0=1); Oregon (0-1=1); Fresno State (1-0=1); Penn State (0-1=1); Illinois (2-0=2); Michigan State (0-1=1); Iowa (1-1=2); Minnesota (0-3=3)  
**2002 SEASON:** Fresno State (4-2=6); UNLV (5-2=7); West Virginia (6-1=7); Northern Illinois (7-2=9); Arizona (3-3=6); Penn State (6-4=10); Indiana (7-2=9); Ohio State (4-2=6); Michigan State (6-0=6); Iowa (9-1=10); Illinois (4-2=6); Michigan (6-1=7); Minnesota (2-2=4); Colorado (1-5=6)

### LEONHARD'S CAREER PUNT RETURN STATISTICS


Year	No.	Yds.	TD	Avg/R	Long
2001	0	0	0	---	0
2002	36	434	1	12.1	39
Total	36	434	1	12.1	39

### LEONHARD'S PUNT RETURNS BY GAME

**2002 SEASON:** Fresno State (5-38); UNLV (5-60); West Virginia (7-98); Northern Illinois (3-29); Arizona (2-42); Penn State (1-13); Ohio State (2-23); Michigan State (2-4); Iowa (1-10); Michigan (5-97, 1 TD); Minnesota (2-24); Colorado (1-(-4))

## 12 ALEX LEWIS

**LB, 6-1, 237, Sr./Sr.**  
**Delran, N.J. (SUNY-Morrisville)**



**2002:** Earned first varsity letter ... played in all 14 games and started 10 times (seven at weakside LB and three at strongside LB) ... team-high 11 TFLs ... team's third-leading tackler ... six QB hurries ranked fifth on team ... named Big Ten (and UW) Defensive Player of the Week after career-high 13 tackles (including four TFLs) and two forced fumbles at Iowa ... career high-tying 13 stops and a 52-yard fumble return


vs. Illinois ... nine tackles, including a TFL, in Alamo Bowl win over Colorado ... blocked a punt vs. Arizona (named UW's special teams P.O.W. that game) ... **Before Wisconsin:** Conference Defensive Player of the Year at SUNY-Morrisville ... recorded 100 tackles and 10 sacks while earning all-conference honors ... junior college track and field All-American in discus, shot put and javelin ... all-league football pick twice in high school ... group II state track champ two times in high school career ... wrestling district champion as a prep ... team captain in both football and track ... biggest sports thrill was throwing discus at the Penn Relays in high school ... played for Coach Terry Dow in junior college and Pete Miles at Delran High ... **Personal:** born 6/11/81 ... mother is Belva Lewis-Taylor ... major is agricultural journalism.

**A. LEWIS' CAREER STATISTICS**

Year	UT	AT	Tot.	TFL	Sacks	FC	FR	Int	PD
2002	56	30	86	11-26	1-9	2	1	0	1
Totals	56	30	86	11-26	1-9	2	1	0	1

**A. LEWIS' TACKLES BY GAME**

**2002 SEASON:** Fresno State (2-0=2); UNLV (1-2=3); West Virginia (3-1=4); Northern Illinois (6-4=10); Arizona (6-4=10); Penn State (4-1=5); Indiana (2-1=3); Michigan State (2-1=3); Iowa (11-2=13); Illinois (10-3=13); Michigan (5-5=10); Minnesota (0-1=1); Colorado (4-5=9)

**91 TRAISSON LEWIS****DL, 6-2, 239, Sr./Jr.****Rancho Cucamonga, Calif. (Rancho Cucamonga)**


**2002:** Earned first varsity letter ... played in seven games, primarily on special teams ... reserve defensive lineman ... recorded a solo tackle at Indiana ... **2001:** reserve on defensive line ... **2000:** redshirted ... scout team defensive P.O.W. vs. Michigan ...

**High School:** *PrepStar*, *Prep Football Report* and *Super Prep* west region All-American at Rancho Cucamonga ... named CIF defensive player of the year while helping squad

win state title ... three-time all-league selection ... recorded 103 tackles (16 sacks) as a senior ... coach was Pete Fotia ... **Personal:** born 12/24/81 ... Afro-American studies major ... mother is Jessica.


**T. LEWIS' CAREER STATISTICS**

Year	UT	AT	Tot.	TFL	Sacks	FC	FR	Int	PD
2001	0	0	0	0-0	0-0	0	0	0	0
2002	1	0	1	0-0	0-0	0	0	0	0
Totals	1	0	1	0-0	0-0	0	0	0	0

**T. LEWIS' TACKLES BY GAME****2002 SEASON:** Indiana (1-0=1)**61 MIKE LORENZ****OL, 6-5, 313, Sr./Jr.****Manitowoc, Wis. (Lutheran)**

**2002:** Earned first varsity letter ... played in 12 of 14 games ... reserve offensive lineman saw action at tight end (wearing No. 89) in final six games ... Academic All-Big Ten ... **2001:** saw limited action in two games (vs. Indiana and Michigan State) ... **2000:** redshirted ... spent his rookie campaign taking repetitions with the second string ... **High School:** first-team all-state on offense and defense at Lutheran ... hon-

orable mention All-America accolades from *USA Today* ... area offensive and defensive player of the year ... captain and MVP as a senior ... played in Shrine Game ... made 96 tackles in final prep season ... three-time state champ (Div. 2) in shot put and discus ... two-time all-conference choice in basketball ... 3.0 GPA ... coach was Fred Heiderich ... **Personal:** born 8/26/81 ... history major ... parents are Edward and Diane.

**46 JEFF MACK****LB, 6-0, 244, Sr./Sr.****Madison, Wis. (West)**

Team captain ... team's career tackles (161) leader among players returning in 2003 ... rated No. 17 middle linebacker in the nation by *The Sporting News* and No. 20 inside linebacker by *Lindy's* heading into the 2003 campaign ... **2002:** earned third varsity letter ... played (and started) in eight of 14 games ... finished fifth on team in tackles with 72 despite missing six games with injury ... named defensive

MVP of the 2002 Alamo Bowl as Badgers limited Colorado to 200 yards of total offense ... earned a spot on *Sports Illustrated's* "All-Bowl Team" ... registered at least nine tackles in five of eight appearances ... sixth on team with six TFLs ... four pass breakups and a pair of QB hurries ... career-high 13 tackles in victory over Arizona and 10 more the next game vs. Penn State ... made nine stops, including three TFLs, in Alamo Bowl win over Colorado ... **2001:** earned second varsity letter ... played in eight of 12 games, including starts in seven of the first eight ... back trouble forced him to miss final four games of season ... finished 10th on team with 34 tackles ... solid performance vs. 19th-ranked Fresno State with career-high 10 tackles and two pass breakups ... other top outings included six stops vs. Western Kentucky and five vs. Virginia ... **2000:** made the Big Ten academic honor squad in first year of eligibility ... started 10 games ... shared time with Bryson Thompson, his high school teammate ... credited with 55 tackles ... that is the highest total for a freshman linebacker during the Barry Alvarez era ... recorded a then career-high eight stops at No. 9 Michigan ... other top games came against Michigan State (seven), Indiana (seven) and Oregon (six) ... **1999:** redshirted ... defensive scout team P.O.W. vs. Michigan ... **High School:** regional All-American by *Prep Football Report*, *PrepStar* and *Super Prep* at West ... first-team all-state and two-time football MVP ... played in Wisconsin Shrine Game ... 137 tackles and four fumble recoveries in 1998 ... rushed for 850 yards as a senior ... 300 tackles in career ... won an Outstanding Young Person Award from the Urban League in 1999 ... 3.4 GPA ... won a White House President's Award in 1995 ... President of Student Council (1994-95) ... named Rotary Club Outstanding Student ... coach was Jay Redders ... **Personal:** born 2/20/81 ... business major ... parents are Jeff, Sr., and Kirbie ... father lettered as a wide receiver at the UW (1972-74) and finished his career with 57 catches for 1,108 yards.

**MACK'S CAREER STATISTICS**

Year	UT	AT	Tot.	TFL	Sacks	FC	FR	Int	PD
2000	24	31	55	0-0	0-0	0	0	0	0
2001	23	11	34	0-0	0-0	0	0	0	2
2002	39	33	72	6-11	0-0	1	0	0	4
Total	86	75	161	6-11	0-0	1	0	0	6

**MACK'S TACKLES BY GAME**


**2000 SEASON:** Western Michigan (2-3=5); Oregon (6-0=6); Cincinnati (1-2=3); Northwestern (1-1=2); Michigan (1-7=8); Ohio State (3-2=5); Michigan State (3-4=7); Iowa (0-4=4); Minnesota (2-4=6); Indiana (5-2=7); UCLA (0-2=2)

**2001 SEASON:** Virginia (4-1=5); Oregon (1-1=2); Fresno State (7-3=10); Penn State (2-1=3); Western Kentucky (4-2=6); Indiana (1-0=1); Ohio State (3-0=3); Illinois (1-3=4)

**2002 SEASON:** Fresno State (5-4=9); UNLV (6-3=9); West Virginia (3-4=7); Northern Illinois (5-3=8); Arizona (9-4=13); Penn State (6-4=10); Minnesota (2-5=7); Colorado (3-6=9)

## 54 LYLE MAIAVA

**DL, 6-2, 294, Jr./So.**  
**Honolulu, Hawaii (St. Louis)**




**2002:** Reserve defensive lineman who did not letter ... two-time scout team defensive player of the week ... **2001:** redshirted ... earned UW's defensive scout team player of the week honor for Ohio State game ... **High School:** Rivals100.com and SuperPrep all-region selection at St. Louis ... made *Honolulu Advertiser* and *Star Bulletin* all-state teams as a senior ... made Samoa International elite team twice ... two-time

all-state ... 14 quarterback hurries as a senior when school was 14-1 ... averaged only two quarters of playing time per game in 2000 ... career-best 56 tackles (15 behind the line) in junior season ... four-time honor roll ... 3.5 grade-point average ... senior class president ... coach was Cal Lee ... **Personal:** born on 9/10/82 ... major is agricultural journalism ... parents are Leatrice and Isaako.

## 43 KYLE MCCORISON

**LB, 6-0, 242, Sr./Sr.**  
**Altoona, Wis. (Altoona)**



**2002:** Earned first varsity letter ... played in all 14 games, including four starts at LB ... solid special teams contributor ... career-high nine tackles vs. eventual national champion Ohio State ... eight stops in starting nod at Michigan ... UW special teams P.O.W. vs. UNLV ... **2001:** sat out after transferring from Northern Iowa, where he redshirted as a true freshman before playing as a redshirt freshman in

2000 ... **High School:** a 1999 graduate of Altoona High ... earned four letters each in football, basketball and track ... all-conference selection in all three sports as a senior ... captained all three teams, as well ... school's all-time rushing and scoring leader ... school's No. 2 career scorer in basketball ... National Honor Society ... coach was Gary Pszeniczny ... **Personal:** born 4/4/81 ... major is agricultural business management ... parents are Jim and Robin.

### MCCORISON'S CAREER STATISTICS


Year	UT	AT	Tot.	TFL	Sacks	FC	FR	Int	PD
2002	32	14	46	2-3	0-0	0	0	0	0
Total	32	14	46	2-3	0-0	0	0	0	0

### MCCORISON'S TACKLES BY GAME

**2002 SEASON:** Fresno State (1-0=1); UNLV (2-1=3); Northern Illinois (1-0=1); Arizona (3-1=4); Indiana (6-0=6); Ohio State (4-5=9); Michigan State (2-2=4); Illinois (2-0=2); Michigan (5-3=8); Minnesota (2-1=3); Colorado (1-0=1)

## 95 JOE MONTY

**DL, 6-2, 246, So./Fr.**  
**Ft. Collins, Colo. (Ft. Collins)**




**2002:** Joined football team in January of 2003 ... **High School:** All-Midlands selection by Tom Lemming's *Prep Football Report* and *Super Prep* ... first-team all-conference and second-team all-state as a senior ... first-team all-state in baseball as a junior ... squad's defensive MVP ... saw action at TE, LB, FB and DL ... four-year letterwinner in football and three timer in baseball ... 98 tackles and three fumble recoveries

as a senior ... suffered a broken leg as a junior ... three-year academic honoree ... 3.8 GPA ... played for Coach Tim Monty, his father ... **Personal:** born 3/22/84 ... parents are Tim and Kathy Monty ... brother, Pete, is Wisconsin's career tackle leader ... father played college football at Notre Dame ... major is undecided.

## 31 R.J. MORSE

**P, 6-1, 246, Jr./Jr.**  
**Waipahu, Hawaii (Iolani)**



**2002:** Earned second varsity letter ... team's starting punter the entire season ... 37.4-yard average on school-record 74 attempts ... dropped 24 punts inside opponents' 20-yard line ... averaged 41.6 yards on nine punts (included 55-yarder) in win over Northern Illinois ... season-long 56-yard punt vs. Penn State ... twice named UW special teams P.O.W. ... **2001:** earned first varsity letter as a true freshman ...

appeared in six games ... injured hamstring at Oregon caused him to miss five games ... compiled 41.6-yards-per-punt average on 28 attempts ... had six punts of 50 yards or longer ... pinned opponents inside their 20-yard line seven times (including five vs. Michigan State) ... named UW's special teams player of the week after averaging 58.5 yards on two punts (including a career-long 68-yarder) at Illinois ... punted six times for 45.7-yard average in his collegiate debut at seventh-ranked Oregon ... had boots of 63, 61 and 53 yards vs. Ducks ... **High School:** a 2001 graduate of Iolani High ... two-time, first-team all-state selection ... 43.2-yard punting average for his career ... also participated in soccer, baseball and track ... coach was Wendell Look ... **Personal:** born 9/1/83 ... major is agricultural journalism ... parents are Robert and Veronica.

### MORSE'S CAREER STATISTICS

Year	Att.	Yds.	Avg.	Long	50+	120
2001	28	1,165	41.6	68	6	7
2002	74	2,765	37.4	56	4	24
Totals	102	3,930	38.5	68	10	31


### MORSE'S PUNTING BY GAME

**2001 SEASON:** Oregon (6-45.7); Illinois (2-58.5); Michigan State (6-30.5); Iowa (3-41.7); Michigan (6-39.7); Minnesota (5-45.6)

**2002 SEASON:** Fresno State (4-35.8); UNLV (5-35.2); West Virginia (7-38.9); Northern Illinois (9-41.6); Arizona (7-36.3); Penn State (5-40.6); Indiana (4-37.0); Ohio State (5-35.6); Michigan State (3-40.3); Iowa (8-36.3); Illinois (5-37.2); Michigan (6-35.5); Minnesota (1-27.0); Colorado (5-36.0)

## 5 TONY MOSS

**DB, 6-0, 182, So./Fr.**  
**St. Louis, Mo. (Hazelwood East)**




**2002:** Redshirted ... **High School:** *Prep Star* All-America choice ... named to *Prep Football Report* and *Super Prep* All-Midlands teams ... all-St. Louis honors after excelling at CB and RB ... honorable mention all-state and second-team all-conference choice as a senior after rushing for 1,068 yards and 14 touchdowns ... ran for second- and fourth-longest TDs in school history as a junior ... teammate of fellow

Badger Brandon Williams ... three-sport (football, track, basketball) letterwinner ... attended the same high school that produced former Badgers Terrell and Jamar Fletcher and current UW defensive back Scott Starks ... prep coach was Corey Johnson ... listed in *Who's Who Among American High School Students* ... **Personal:** born 11/10/83 ... mother is Rosetta ... major is undecided.

## 89 JOEL NELLIS

**TE, 6-4, 243, Jr./So.**  
**Madison, Wis. (Memorial)**




**2002:** Reserve tight end who did not letter ... earned offensive scout team P.O.W. honors vs. Indiana ... **2001:** redshirted ... **High School:** a 2001 graduate of Madison Memorial High ... honorable mention all-state and second-team all-conference defensive back ... team captain as a senior ... 46 tackles and five interceptions in final season ... National Honor Society ... coach was Gary Kolpin ... **Personal:** born

7/16/82 ... major is kinesiology ... parents are Bob and Mary.

## 31 AARON NIAY

**RB, 5-8, 191, Jr./So.**  
**Sussex, Wis. (Arrowhead)**



**2002:** Reserve running back who did not letter ... scout team offensive P.O.W. vs. West Virginia ... **2001:** redshirted ... **High School:** a 2001 graduate of Hartland Arrowhead High ... rushed for 1,880 yards, caught 19 passes for 300 yards and returned 11 punts (two for TDs) for 375 yards as a senior ... earned first-team all-state honors and was named conference's offensive player of the year ... a WIAA

Scholar-Athlete ... listed in *Who's Who Among High School*

*Students* ... National Honor Society ... **Personal:** born on 9/22/82 ... engineering major ... parents are Jack and Bonnie.

### NIAY'S CAREER RUSHING STATISTICS


Year	Att.	Yds.	TD	Avg/C	Long
2002	2	1	0	0.5	1
Totals	2	1	0	0.5	1

### NIAY'S RUSHING BY GAME

**2002 SEASON:** West Virginia (2-1)

## 68 FRED NIEFORTH

**OL, 6-8, 309, Sr./Sr.**  
**Antigo, Wis. (Antigo)**



**2002:** Reserve offensive lineman who did not letter ... earned scout team offensive P.O.W. honor for the Michigan game ...


**2001:** reserve on offensive line ... earned UW's offensive scout team player of the week honor for Oregon game ... **2000:** worked on scout team offensive line ...

**1999:** redshirted ... **High School:** second-team all-conference twice at Antigo ... captain as a senior ... four-year honor roll ...

coach was Ron Dillahunty ... **Personal:** born 7/8/81 ... agricultural business management major ... parents are Mark and Bonnie.

## 9 JONATHAN ORR

**WR, 6-3, 190, Jr./So.**  
**Detroit, Mich. (Henry Ford)**



Rated by *Lindy's* as No. 18 wide receiver in the nation heading into 2003 campaign ...

**2002:** earned first varsity letter ... played in all 14 games, including 13 starts (only non-start was game in which UW lined up in two tight end formation) ... second-team freshman All-American by *The Sporting News* ... first-team freshman All-Big Ten selection by *The Sporting News* ... named UW's rookie of the year ... team-high 842

receiving yards set school freshman record, were second-most ever by a Big Ten freshman and rank fourth on all-time UW single-season list ... ranked No. 3 nationally among freshmen in receiving yards ... second on team with 47 receptions and tied for seventh on UW all-time single-season list ... eight TD receptions tied UW freshman record and tied for second-most in school history for a single season ... his five-game TD reception streak tied with Al Toon (1983) for second-longest in UW history ... caught at least one pass in every regular-season game ... two 100-yard games, including school freshman record 150 yards in win at UNLV ... two-time UW offensive player of the week ... his 17.9-yards-per-catch average ranked sixth on UW single-season list ... caught career-high seven passes twice ... career-long reception of 43 yards in victory over West Virginia ... **2001:** redshirted ... earned UW's offensive scout team player of the week for Michigan game ... **High School:** All-American by *PrepStar* and *Super Prep* at Henry Ford ... top-30 wide receiver according to *PrepStar* ... top-100 prospect nationally by CBS Sportsline ...

first-team all-state (and No. 7 prospect in Michigan) according to *Detroit News* ... averaged 30.1 ypc with 25 grabs for 753 yards and 11 TDs in senior season ... earned all-city honors with 30 receptions for 705 yards and 10 TDs as junior ... ran the 100 in 10.6 seconds ... class president ... coach was Mike Marshall ... **Personal:** born 3/20/83 ... human ecology major ... parents are Larry and Linda.

#### ORR'S CAREER STATISTICS


Year	Rec.	Yds.	TD	Avg/C	Long
2002	47	842	8	17.9	43
Total	47	842	8	17.9	43

#### ORR'S RECEIVING BY GAME

**2002 SEASON:** Fresno State (2-41); UNLV (7-150, 1 TD); West Virginia (5-94, 2 TD); Northern Illinois (1-22); Arizona (7-90, 1 TD); Penn State (4-62, 1 TD); Indiana (2-30, 1 TD); Ohio State (4-107, 1 TD); Michigan State (4-63, 1 TD); Iowa (6-83); Illinois (3-50); Michigan (1-14); Minnesota (1-14)

## 59 TIM OVADAL

**DL, 6-3, 251, Jr./So.**  
**Blanchardville, Wis. (Pecatonica)**




**2002:** Reserve defensive lineman who did not letter ... scout team defensive P.O.W. for Michigan game ... switched from offensive line to defensive line in spring ... **2001:** redshirted as a walk-on freshman ... earned UW's co-offensive scout team player of the week honor for Virginia game ... **High School:** a 2001 graduate of Pecatonica High ... lettered in football, baseball, basketball and wrestling ... earned all-conference hon-

ors and was captain and MVP of football, basketball and wrestling teams as a senior ... 225 career tackles, eight fumble recoveries and 15 QB sacks during career ... coach was James Strommen ... **Personal:** born 10/25/82 ... sociology major ... parents are Paul and Shannon.

## 85 TONY PACIOTTI

**TE, 6-4, 263, Sr./Jr.**  
**Jessup, Pa. (Valley View)**




**2002:** Earned second varsity letter ... played in all 14 games, including nine starts (three in double tight end formations and the last seven games as lone TE) ... no pass receptions ... also played on special teams ... **2001:** earned first varsity letter ... played in eight of 12 games ... missed four games in middle of season with shoulder injury ... served as backup to All-Big Ten tight end Mark Anelli prior to injury ... **2000:** red-

shirted ... **High School:** two-time all-area choice at Valley View ... made *Prep Football Report* and *PrepStar* all-east teams ... second-team all-state by A.P. ... top-25 player in Pennsylvania according to *Super Prep* ... 160 career stops ... caught eight passes for 170 yards in 1999 ... honor roll ... coach was Frank Pazzaglia ... **Personal:** born 4/14/82 ... sociology major ... parents are Eugene and Debra.

## 52 JASON PALERMO

**OL, 6-3, 291, Jr./So.**  
**Madison, Wis. (Edgewood)**




**2002:** Reserve offensive lineman who did not letter ... **2001:** redshirted ... switched from defensive to offensive line ... named UW's scout team offensive player of the year ... earned UW's co-offensive scout team player of the week honor for Virginia game ... **High School:** a top-100 prospect in the midwest by Tom Lemming's *Prep Football Report* at Edgewood ... first-team all-state on defense by media and coaches

as a senior ... nearly 100 tackles with eight sacks, five passes tipped and four forced fumbles as a senior ... credited with 85 tackles, eight for losses, and 12 pancake blocks in junior season ... coach was Al Minneart ... GPA of 3.0 ... **Personal:** born 10/16/82 ... major is agricultural journalism ... parents are John and Donna ... son of UW assistant head coach John Palermo.

## 20 JERONE PETTUS

**RB, 5-9, 176, Sr./Jr.**  
**Roosevelt, N.Y. (Roosevelt)**



**2002:** Earned second varsity letter ... played in 13 of 14 games ... reserve running back who also returned kicks ... 11 carries for 26 yards ... four receptions for 52 yards ... nine kick returns for 161 yards ... had career-long 31-yard kick return in Alamo Bowl win over Colorado ... **2001:** earned first varsity letter ... played in all 12 games as reserve running back and as a kickoff returner ... carried 60 times for 255 yards

and two touchdowns ... three kickoff returns for 72 yards (24.0 yards per return) ... caught three passes for 14 yards ... career highs of 16 carries and 82 yards when he started for injured Anthony Davis vs. Indiana ... 13 carries for 45 yards and one touchdown in collegiate debut vs. Virginia ... four-yard touchdown run put Badgers ahead to stay in win over Iowa ... **2000:** redshirted ... scout team offensive player of the year ... won weekly scout team honors vs. Oregon, Northwestern, Purdue, Hawaii and UCLA ... no player during the Alvarez era had ever won scout team honors five times in one season previously ... **High School:** rushed for 1,993 yards (22 TDs) as a senior at Roosevelt ... shared Thorp Award, presented to Nassau County's top player ... gained 5,841 yards rushing and scored 61 TDs in career ... broke Amos Zeroue's (Steelers) Long Island prep rushing record ... coach was Joe Vita ... **Personal:** born 1/30/81 ... Afro-American studies major ... mother is Elisa.

#### PETTUS' CAREER RUSHING STATISTICS

Year	Att.	Yds.	TD	Avg/C	Long
2001	60	255	2	4.3	21
2002	11	26	0	2.4	15
Totals	71	281	2	4.0	21

**PETTUS' RUSHING BY GAME**

**2001 SEASON:** Virginia (13-45, 1 TD); Oregon (7-32); Fresno State (3-11); Penn State (4-6); Western Kentucky (10-50); Indiana (16-82); Iowa (4-25 1 TD); Minnesota (3-4)

**2002 SEASON:** Fresno State (2 -2); West Virginia (4-14); Arizona (4-9); Illinois (1-5)

**PETTUS' CAREER RECEIVING STATISTICS**

Year	Rec.	Yds.	TD	Avg/C	Long
2001	3	14	0	4.7	12
2002	4	52	0	13.0	18
Total	7	66	0	9.4	18

**PETTUS' RECEIVING BY GAME**

**2001 SEASON:** Virginia (1-5); Fresno State (1-(-3)); Minnesota (1-12)

**2002 SEASON:** Northern Illinois (2-35); Indiana (1-7); Illinois (1-10)

**PETTUS' CAREER KICK RETURN STATISTICS**

Year	No.	Yds.	TD	Avg/R	Long
2001	3	72	0	24.0	26
2002	9	161	0	17.9	31
Totals	12	233	0	19.4	31

**PETTUS' KICK RETURNS BY GAME**


**2001 SEASON:** Western Kentucky (2-49); Iowa (1-23)

**2002 SEASON:** UNLV (2-44); West Virginia (2-30); Northern Illinois (2-33); Illinois (1-1); Colorado (2-53)

**84 JASON POCIASK**

**TE, 6-3, 250, Jr./So.**

**Plainfield, Ind. (Plainfield)**




**2002:** Earned first varsity letter in reserve role and on special teams ... UW Athletic Board Scholar ... **2001:** redshirted ... earned UW's offensive scout team player of the week honor for Michigan State game ... **High School:** one of the top 100 players in the midlands according to *Prep Football Report* at Plainfield ... made *Bloomington Herald-Times* "Top 33" team, Associated Press all-state and 4A defensive player of

the year in 2000 ... team offensive MVP his senior year ... school was state runner-up with a 14-1 record in senior season ... career totals of 47 receptions for 721 yards ... caught 30 passes for 641 yards (21.4 ypc) as a senior ... made 128 tackles as a senior ... blocked three kicks in 2000 ... father, Mike, was school's offensive line coach ... academic all-state and mid-state academic all-conference twice ... coach was Chuck Schwanekamp ... **Personal:** born 2/9/83 ... kinesiology major ... parents are Michael Pociask and Donna Brown.

**53 DONOVAN RAIOLA**

**OL, 6-3, 290, Jr./So.**

**Honolulu, Hawaii (Kamehameha)**




**2002:** Reserve offensive lineman earned first varsity letter ... played in five games, including starting nod (right guard for injured Jonathan Clinkscale) at Iowa ... also saw action vs. Illinois, at Michigan State and at Michigan ... first collegiate action vs. West Virginia ... **2001:** redshirted ... **High School:** *PrepStar* and *Student Sports* regional All-American at Kamehameha ... regional all-star by Tom Lemming's *Prep*

*Football Report* and *Rivals100.com* ... first-team all-state selection by *Honolulu Advertiser* and *Star Bulletin* ... biggest sports thrill was helping school defeat St. Louis High School, the state's top-ranked team ... team captain his senior year ... 3.2 GPA ... coach was Kanani Souza ... **Personal:** born 12/13/82 ... major is agricultural business ... parents are Tony and Wendy ... brother of Nebraska All-American and 2000 Outland Trophy finalist, Dominic Raiola.

**37 GREG ROOT**

**FB, 6-2, 256, Jr./So.**

**Palmdale, Calif. (Highlands)**




**2002:** Reserve linebacker who did not letter ... switched to fullback in spring ... **2001:** redshirted ... earned UW's defensive scout team player of the week honor for Fresno State and Minnesota games ... **High School:** first-team all-area by *Los Angeles Times* as a senior at Highland ... football MVP and winner of Mr. Bulldog Award (given for on and off-field contributions) ... attended Nike combine and bench pressed

185 pounds for 33 repetitions (best at the camp) ... made 156 tackles, 26 for losses, with seven forced fumbles in 2000 ... career total of 312 total stops (42 for loss) in three-year career ... set school records in the shot put and discus and placed in 200 meters at one track meet as a prep ... wrestled one year and was league champ ... member of the National Honor Society ... made Who's Who Among American High School Students ... president of Project 2000, a school-sponsored safety program ... coach was Lin Parker ... **Personal:** born 10/5/82 ... major is history ... parents are Jim and Merilee.

## 21 LEVONNE ROWAN

**DB, 6-1, 178, So./So.**  
**Erie, Pa. (Mercyhurst Prep)**




2002: Earned first varsity letter ... played in 10 of 14 games mainly on special teams ... joined Badger track team for outdoor season ... **High School:** *Super Prep* All-Northeast pick and *PrepStar* and *Prep Football Report* All-East honoree ... named to Rivals.com Top 100 list in the East ... earned first-team all-conference honors his final three seasons and was first-team All-state as a junior and senior ... team's Most

Valuable Defensive Player twice ... three-year team captain ... intercepted 10 passes in junior season and four as a senior when foes threw away from him ... career total of 21 interceptions ... Class 2A state champ in 100 (10.5 seconds) and 200 meters (21.5) as a junior ... played for Coach Jeff Nichols ... **Personal:** born 11/2/82 ... parents are Levonne and Victoria ... major is undecided.

## 14 DONTEZ SANDERS

**DB, 6-1, 201, Jr./So.**  
**Bedford, Ohio (Chanel)**



2002: Earned first varsity letter ... played in 12 of 14 games on special teams and as reserve defensive back ... saw action in defensive backfield against Michigan, tying a career-high with three tackles ... also had three tackles against Fresno State ... switched from wide receiver to DB ... 2001: redshirted ... earned UW's offensive scout team player of the week honor for Fresno State and Ohio State games (only offensive

scout teamer to earn more than one player of the week accolade in 2001) ... **High School:** All-America selection by *PrepStar* at Chanel ... four-time all-conference choice in football and two-time all-state ... captain and team MVP three times ... had 2,028 career receiving yards, including 850 as a senior ... made 37 receptions for 734 yards and averaged 8.5 yards per rush as a junior ... intercepted seven passes and made 80 tackles as a junior ... as a sophomore, he accounted for nearly 1,000 total yards (572 passing, 391 rushing) ... six interceptions as sophomore ... coach was Jeff Rotsky ... brother, Darnell, played tight end at Ohio State ... same hometown as former Badger Chris Chambers and current UW receiver Lee Evans ... **Personal:** born 11/1/82 ... major is human ecology ... parents are Larry and Donna.

### SANDERS' CAREER STATISTICS


Year	UT	AT	Tot.	TFL	Sacks	FC	FR	Int	PD
2002	8	4	12	0-0	0-0	0	0	0	0
Total	8	4	12	0-0	0-0	0	0	0	0

### SANDERS' TACKLES BY GAME

2002 SEASON: Fresno State (2-1=3); West Virginia (1-1=2); Arizona (0-1=1); Penn State (1-0=1); Ohio State (1-0=1); Michigan State (1-0=1); Michigan (2-1=3)

## 16 MATT SCHABERT

**QB, 6-2, 203, Sr./Jr.**  
**Elgin, Ill. (Larkin)**



2002: Earned second varsity letter ... played in six games ... saw action off the bench at QB vs. West Virginia and at Michigan State ... served as team's holder on placements late in the season ... 2001: earned first varsity letter ... saw action in only one game (his collegiate debut), but it was a memorable performance ... came off the bench in third quarter vs. Michigan State (for injured Jim Sorgi) and completed 10-18

passes for 177 yards and two touchdowns ... fired scoring strikes of 70 yards to Lee Evans (his first career completion) and 13 yards to Mark Anelli ... pass efficiency rating in that game was 163.71 ... earned UW co-offensive player of the week acclaim ... 2000: redshirted ... scout team offensive P.O.W. vs. Michigan State and Minnesota ... **High School:** regional All-America choice by *Super Prep*, *PrepStar* and Tom Lemming's *Prep Football Report* at Larkin ... conference offensive player of the year ... consensus first-team all-state ... career total of 6,550 yards passing (fourth-most in state history) and 69 touchdowns (third in state annals) ... averaged 204.7 yards per game in career ... hit 450-762 throws (.591) in career ... set state marks for 100-yard passing games (32, including 31 straight) and 200-yard passing games (16) ... six games of at least 300 yards as a prep ... 2,837 yards with 30 TDs and eight picks as a senior ... career-best five TD throws in a playoff game vs. Jacobs ... National Honor Society ... played for his father, Dale ... prep teammate of UW receiver Travann Hayes ... **Personal:** born 7/7/82 ... agricultural journalism major ... parents are Dale and Terri.

### SCHABERT'S CAREER PASSING STATISTICS


Year	C	A	Yds.	Pct.	TD	Int	Effc.
2001	10	18	177	.556	2	1	163.71
2002	0	0	0	---	0	0	---
Totals	10	18	177	.556	2	1	163.71

### SCHABERT'S PASSING BY GAME

2001 SEASON: Michigan State (10-18, 177, 2 TD)

## 30 DWAYNE SMITH

**RB, 5-11, 225, So./So.**  
**Chicago, Ill. (Hales Franciscan)**



2002: Earned first varsity letter as a true freshman ... played in 13 of 14 games, including start at RB vs. Illinois ... his 552 rushing yards rank as fourth-most ever by a Badger freshman (behind only Ron Dayne, Anthony Davis and Alan Ameche) ... four pass receptions for 27 yards ... career highs of 28 carries, 122 yards rushing and two TDs in only starting assignment vs. Illinois (named UW offensive

player of the week for that performance) ... gained 110 yards and a TD on just 14 attempts in win at Michigan State ... career-

long 39-yard run vs. Spartans ... **High School:** top 10 running back in the Midwest by *Prep Star* ... All-Midwest mention by *Prep Football Report* and *Super Prep* ... all-state and all-conference selection ... two-time team MVP and three-time team captain ... school records for career rushing yards (3,296) and touchdowns (34) ... rushed for 1,589 yards and 16 TDs as a senior ... lists his 323-yard, five-touchdown rushing performance in one game as his biggest sports thrill ... registered 163 tackles, nine QB sacks and five fumble recoveries during his career as a defensive back ... academic all-state honoree and National Honor Society member ... ranked No. 1 academically in high school class ... played for Coach Derrell Sanders ... **Personal:** born 4/3/84 ... parents are Michael Smith and Debra Hudson ... major is undecided.

**SMITH'S CAREER RUSHING STATISTICS**

Year	Att.	Yds.	TD	Avg/C	Long
2002	110	552	6	5.0	39
Totals	110	552	6	5.0	39

**SMITH'S RUSHING BY GAME**

**2002 SEASON:** UNLV (7-38, 1 TD); West Virginia (9-38, 1 TD); Northern Illinois (2-8); Arizona (13-60); Penn State (6-42); Indiana (11-53, 1 TD); Ohio State (7-41); Michigan State (14-110, 1 TD); Iowa (4-14); Illinois (28-122, 2 TD); Michigan (1-2); Minnesota (3-9); Colorado (5-15)

**SMITH'S CAREER RECEIVING STATISTICS**


Year	Rec.	Yds.	TD	Avg/C	Long
2002	4	27	0	6.8	12
Total	4	27	0	6.8	12

**SMITH'S RECEIVING BY GAME**

**2002 SEASON:** Penn State (2-23); Indiana (1-0); Colorado (1-4)

## 19 JIM SORGI

**QB, 6-5, 190, Sr./Sr.**  
**Fraser, Mich. (Fraser)**



Takes over starting role after three years as backup ... good all-around athlete ... talent for completing deep passes ... ranks 14th in career passing yardage (2,247) at UW despite just five starts ... **2002:** earned third varsity letter ... played in 11 of 14 games, including start vs. Illinois ... saw action at QB in seven games ... completed 38-70 passes for 536 yards and a touchdown ... only TD pass of season came vs. Ohio State

... **2001:** earned second varsity letter ... played in 11 (eight as quarterback) of 12 games ... started three games (at Oregon, vs. Fresno State and vs. Michigan State) for injured Brooks Bollinger ... also appeared in relief of injured Bollinger vs. Virginia and at Illinois ... left Michigan State game with a third-quarter concussion and missed Iowa contest the following week ... completed 64-132 passes for 1,096 yards, nine touchdowns and eight interceptions ... hooked up with All-America receiver Lee Evans on 10 passes of 30 yards or more, five of which were TDs ... came off the bench in second quarter and guided Badgers to season-opening win over Virginia ... connected on touchdown passes of 78 and 38 yards to Evans vs. Cavaliers ... completed 16-32 passes for 231 yards and pair of TDs in start at No. 7 Oregon ... threw for career-high 246 yards and a TD the next week in start vs. No.

19 Fresno State ... came off the bench in second quarter at eventual Big Ten champion-Illinois to bring Badgers back from 22-7 halftime deficit to 35-28 lead with 12:48 left to play (Illinois won 42-35) ... **2000:** club's Rookie of the Year as chosen by the coaches ... a student representative on the school's Athletic Board ... his season pass efficiency rating (164.4) would have ranked second nationally but he didn't play in 75 percent of the games ... came off the bench twice to rally the Badgers to Big Ten road game victories after Brooks Bollinger was injured ... made college debut starting in the second half at Michigan State (where UW was tied 10-10) when Bollinger didn't return after suffering a first-half concussion ... led Badgers to the victory with a game-winning 45-yard touchdown pass to Lee Evans with 0:29 left in the fourth quarter ... started the following week vs. Purdue and produced better statistics than the Boilermakers' Drew Brees ... Sorgi hit 21-29 passes (.724) for 243 yards and two TDs ... Brees had the same number of completions and TDs but 14 more attempts ... Sorgi's yardage total vs. Purdue was the second-most by a freshman in school history (Darrell Bevell had 274 vs. Northwestern in '92) and the most by a Badger since Mike Samuel registered 250 against Purdue in 1997 ... also engineered a comeback win (Wisconsin trailed 6-0) at Indiana when Bollinger went out with an injury ... Sorgi hit 16-21 throws (.762) for 207 yards and three TDs vs. IU to record a 206.1 pass efficiency rating ... season-long 47-yard run on third-and-10 at Indiana ... ran two-minute offense to perfection on final drive of first half at Indiana, completing passes of 13, 31, 8 and 26 yards to execute a four-play, 80-yard scoring drive ... that possession gave UW its first lead (7-6) at Indiana ... completed a 46-yard pass at Hawaii ... hit one of two throws vs. UCLA in his bowl debut at the Sun Bowl ... Badger offensive P.O.W. in the three games he threw at least three passes (Michigan State, Purdue and Indiana) ... **1999:** redshirted ... scout team offensive P.O.W. vs. Purdue ... **High School:** *USA Today* honorable mention All-American at Fraser ... *Detroit News* "Dream Team" quarterback ... first-team all-state, all-county and all-league in 1998 ... honorable mention all-state in basketball twice ... team football MVP twice ... established 17 school passing records ... completed 92-149 passes (.617) for 1,763 yards with 19 TDs and only eight interceptions as a senior ... 92 completions in his final season broke a school record held formerly by major league baseball pitcher Pat Hentgen ... passed for 1,360 yards (68-118, .576) as a junior ... intercepted school-record 16 passes in career ... averaged nearly a "double-double" in basketball and hit .450 in baseball ... 3.7 GPA ... made honor roll every quarter for four years ... coach was Ray Barr ... **Personal:** born 12/3/80 ... agricultural business management major ... parents are Jim and Gail.

**SORGI'S CAREER PASSING STATISTICS**


Year	C	A	Yds.	Pct.	TD	Int	Effic.
2000	46	69	615	.667	6	2	164.4
2001	64	132	1,096	.485	9	8	128.6
2002	38	70	536	.543	1	2	117.6
Totals	148	271	2,247	.546	16	12	134.9

**SORGI'S PASSING BY GAME**

**2000 SEASON:** Michigan State (7-15-0, 96, 1 TD); Purdue (21-29-0, 243, 2 TD); Indiana (16-21-0, 207, 3 TD); Hawaii (1-2-1, 46); UCLA (1-2-1, 23)  
**2001 SEASON:** Virginia (5-11-0, 150, 2 TD); Oregon (16-32-1, 231, 2 TD); Fresno State (13-31-2, 246, 1 TD); Penn State (2-6-1, 27); Western Kentucky (7-12-2, 91); Indiana (1-1-0, 3); Illinois (10-20-0, 157, 2 TD); Michigan State (10-19-2, 191, 2 TD)  
**2002 SEASON:** UNLV (2-2-0, 34); West Virginia (4-8-0, 73); Arizona (2-3-0, 38); Indiana (2-2-0, 8); Ohio State (7-15-1, 137, 1 TD); Iowa (8-17-1, 84); Illinois (13-23-0, 162)

## 32 BOOKER STANLEY

**RB, 5-10, 207, So./Fr.**  
**Milwaukee, Wis. (Whitefish Bay)**




**2002:** Redshirted ... scout team offensive P.O.W. for Penn State game ... **High School:** made Power Bar All-America team ... All-Midwest team member by Tom Lemming's *Prep Football Report* ... No. 3 running back prospect in the Midwest by *Prep Star* ... All-Midwest honoree as an "athlete" according to *Student Sports* ... *Milwaukee Journal Sentinel* Player of the Year and first-team all-state ... conference Player of the

Year as a senior ... first-team all-conference honors twice ... team MVP in junior and senior years ... rushed for 2,036 yards (8.3 ypc) and 31 scores in senior year ... suffered no fumbles in nearly 250 carries as a senior ... rushed for more than 1,000 yards as a junior (1,447 and 15 TDs) and sophomore (1,213 and 12 TDs) ... biggest sports thrill was rushing for more than 300 yards and five touchdowns vs. Germantown ... earned 10 letters in football (four), track (four) and basketball (two) ... played for Coach Joe Wieland ... **Personal:** born 3/24/83 ... mother is Ramona Stanley ... major is undecided.

## 2 SCOTT STARKS

**DB, 5-10, 168, Jr./Jr.**  
**St. Louis, Mo. (Hazelwood East)**



Has started 24 straight games in career ... **2002:** earned second varsity letter ... started all 14 games at left cornerback ... Verizon Academic All-District 5 selection ... Academic All-Big Ten ... third on team with 10 pass breakups ... 61 tackles ... only interception of season came at Michigan ... two fumble recoveries and two forced fumbles ... named UW's defensive P.O.W. for performances vs. Northern Illinois and

Michigan ... joined Badger track team for outdoor season ... **2001:** earned first varsity letter ... played in all 12 games, including starting nod in the last 10 ... team high-tying three interceptions ... second on team in pass breakups with 10 and finished sixth on team in tackles with 64 ... made nine stops, including eight solos, against both Fresno State and Minnesota ... intercepted passes thrown by Fresno State's David Carr and Oregon's Joey Harrington (the No. 1 and No. 3 overall selections, respectively, in the 2002 NFL Draft) ... **High School:** *PrepStar* All-American as a senior at Hazelwood East ... 39 tackles and four interceptions as a senior ... rushed for 1,191 yards (9.9 ypc) and scored 24 TDs in 2000 ... had 16 kick returns for 726 yards as a senior ... 4,633 career all-purpose yards (including 2,521 yards rushing) with 49 TDs ... in one prep game, he had 464 all-purpose yards including two rushing TDs and two kick return scores ... four-year academic all-conference ... coach was Rick Gorzynski ... GPA of 3.9 and class rank of 24 (out of 420) ... same high school as former Badgers Jamar and Terrell Fletcher and current Badgers Brandon Williams, Jamal Cooper and Tony Moss ... **Personal:** born

6/27/83 ... major is family and consumer journalism ... parents are Edward and Angela.

### STARKS' CAREER STATISTICS


Year	UT	AT	Tot.	TFL	Sacks	FC	FR	Int	PD
2001	54	10	64	0-0	0-0	1	0	3-17	13
2002	40	21	61	0-0	0-0	2	2	2-46	10
Totals	94	31	125	0-0	0-0	3	2	5-63	23

### STARKS' TACKLES BY GAME

**2001 SEASON:** Virginia (0-1=1); Oregon (4-2=6); Fresno State (8-1=9); Penn State (3-1=4); Western Kentucky (6-1=7); Indiana (7-0=7); Ohio State (3-0=3); Illinois (5-2=7); Michigan State (4-1=5); Iowa (1-0=1); Michigan (5-0=5); Minnesota (8-1=9)  
**2002 SEASON:** Fresno State (1-0=1); UNLV (2-2=4); West Virginia (2-1=3); Northern Illinois (4-2=6); Arizona (1-0=1); Penn State (4-0=4); Indiana (2-1=3); Ohio State (3-2=5); Michigan State (0-1=1); Iowa (2-4=6); Illinois (6-1=7); Michigan (6-1=7); Minnesota (7-0=7); Colorado (0-6=6)

## 16 JOE STELLMACHER

**DB, 6-1, 198, So./Fr.**  
**Berlin, Wis. (Berlin)**




**2002:** Redshirted ... scout team offensive P.O.W. vs. Michigan State ... **High School:** All-state defensive back by Associated Press, WFCA and *Milwaukee Journal Sentinel* ... All-East Central Conference pick in junior and senior years ... conference defender of the year in 2001 ... chosen to play in the Wisconsin Shrine Game ... made 151 tackles, forced four fumbles and intercepted seven passes as a senior ...

two-time, first-team all-conference in baseball and basketball ... played on American Legion baseball team that won state and regional championships in 2001 ... member of National Honor Society ... member of Badger Boys State ... earned a WIAA Scholar-Athlete Award ... ranked fifth academically in class of 144 ... 3.96 GPA ... played for Coach Steve Stellmacher, his father ... **Personal:** born 1/30/84 ... parents are Steve and Terri ... major is undecided.

## 2 JOHN STOCCO

**QB, 6-2, 195, So./Fr.**  
**Richfield, Minn. (Academy of Holy Angels)**




**2002:** Redshirted ... **High School:** named to *Prep Star's* "Dream Team" ... *Prep Football Report* All-Midwest choice ... top 100 prospect in the Midlands by *Super Prep* ... three-time all-conference in football and all-metro as a senior ... captained football team three times and baseball once ... team MVP in both football and baseball ... passed for 6,036 yards and 42 TDs in career (340-of-612) ... completed 60 percent of his

throws for more than 1,500 yards and 12 TDs as a senior ... led team to state playoffs for the first time in school history ... starter at quarterback since midway in freshman season ... one

evaluator compared him to former Wisconsin star Ron Vander Kelen ... lettered in football, basketball and baseball ... biggest sports thrill was pitching a shutout in first game of state baseball tourney ... selected in the 45th round of the 2002 Major League Baseball draft by the Minnesota Twins ... honor roll student ... played for Coach Mike Pendino ... **Personal:** born 6/14/83 ... parents are Louis and Sheila ... major is undecided.

## 26 JOHNNY SYLVAIN

**DB, 5-10, 181, Jr./So.**  
**Hackensack, N.J. (Hackensack)**




**2002:** Reserve defensive back who did not letter ... scout team defensive P.O.W. for Penn State game ... **2001:** redshirted ... earned UW's defensive scout team player of the week honor for Oregon game ... **High School:** member of *PrepStar's* "Dream Team" at Hackensack ... named to *Prep Football Report* and *Student Sports* region teams ... one of the top 20 defensive backs in the nation and a four-star All-American

according to *PFR* ... *Star-Ledger* defensive player of the year ... recipient of the MSG High School Heisman Award ... five interceptions and 11 passes broken up as a senior ... career total of 13 interceptions and 24 PBUs ... 120 tackles in career ... member of top-ranked team in New Jersey (won state title at 12-0) as a senior ... coach was Ralph Dass ... **Personal:** born 3/27/82 ... major is undecided ... mother is Miriam.

## 34 KAREEM TIMBERS

**OLB, 6-3, 209, Sr./Jr.**  
**Chicago, Ill. (Mt. Carmel)**



**2002:** Earned second varsity letter ... saw action in 11 games, including starts at OLB in first seven contests of campaign ... also played on special teams ... career-high eight tackles (4-4=8) against Penn State ... had four stops each against Fresno State and Northern Illinois ... had his first career interception at UNLV ... recorded a tackle for loss vs. West Virginia ... moved to outside linebacker during 2002 spring practice

... **2001:** earned first varsity letter ... played in eight of 12 games as a reserve linebacker and on special teams ... made one tackle each vs. Virginia, Fresno State and Western Kentucky ... stop vs. Hilltoppers was a quarterback sack for a nine-yard loss ... made a spring 2001 position switch from safety to linebacker ... **2000:** redshirted ... scout team P.O.W. honors vs. Ohio State ... **High School:** regional All-America pick by *Street & Smith's*, *PrepStar* and *Super Prep* at Mt. Carmel ... school won state titles in 1998 and 1999 ... four-year starter (two at safety, two at running back) while team posted 45-2 mark ... won school's "Favorite Son" Award ... career total of 119 tackles, 20 for loss and six interceptions ... rushed for 1,098 yards in career ... track times of 4.5 in the 40, 10.7 in the 100 and 21.8 in the 200 ... league champ in 200 meters and runner-up in 100 ... team's most valuable sprinter ... captained football and track teams ... honor roll student ... coach

was Frank Lenti ... **Personal:** born 5/12/81 ... Afro-American studies major ... mother is Ana.

### TIMBERS' CAREER STATISTICS


Year	UT	AT	Tot.	TFL	Sacks	FC	FR	Int	PD
2001	2	1	3	1-9	1-9	0	0	0	0
2002	15	12	27	1-1	0-0	0	0	1	1
Totals	17	13	30	2-10	1-9	0	0	1	1

### TIMBERS' TACKLES BY GAME

**2001 SEASON:** Virginia (0-1=1); Fresno State (1-0=1); Western Kentucky (1-0=1)  
**2002 SEASON:** Fresno State (3-1=4); UNLV (1-2=3); West Virginia (2-0=2); Northern Illinois (1-3=4); Arizona (2-1=3); Penn State (4-4=8); Indiana (2-1=3)

## 28 JACOB VAN DER GEEST


**LB, 6-1, 207, Jr./So.**  
**Merrill, Wis. (Merrill)**



**2002:** Reserve linebacker who did not letter ... **2001:** redshirted ... **High School:** three-time letterwinner in football, baseball and basketball ... second-team all-state and conference MVP as a senior ... two-time team captain and team MVP as a senior ... National Honor Society ... coach was Jay Peterson ... **Personal:** born 9/1/82 ... major is genetics ... parents are Dave and Patti.

## 24 LAMARR WATKINS

**LB, 6-1, 216, So./So.**  
**Mt. Laurel, N.J. (Lenape)**



**2002:** Earned first varsity letter as a true freshman ... played in all 14 games, including starts at outside linebacker in each of final six contests ... career-high nine tackles vs. Ohio State ... eight tackles, including three TFLs, in bowl-clinching victory over Minnesota ... first career interception at Michigan ... recovered a fumble vs. Illinois ... switched from RB to OLB during pre-season camp ... **High School:** All-

Northeast honoree by *Super Prep* and All-East mention by *Prep Star* and *Prep Football Report* ... first-team all-county selection as a senior and second-team honors as a junior ... first-team all-conference twice ... captain and MVP of team as a senior ... No. 3 running back prospect in the East according to *Prep Star* evaluators ... earned All-South Jersey honors as a running back ... rushed for nearly 953 yards and 10 TDs as a senior ... credited with 60 tackles and five sacks in senior season ... ran for a career-best 989 yards and 15 scores as a junior ... career total of 2,922 yards rushing, 900 yards receiving and 13 QB sacks ... played for Coach Bucky Mitchell ... **Personal:** born 10/4/83 ... parents are Lawrence and LaSandra ... father played fullback for nine seasons in the NFL for Detroit, Philadelphia, Buffalo and N.Y. Giants ... brother, Lawrence, was an offensive tackle at Southern Illinois ... major is undecided.

**WATKINS' CAREER STATISTICS**


Year	UT	AT	Tot.	TFL	Sacks	FC	FR	Int	PD
2001	26	15	41	4-9	0-0	0	1	1	1
Total	26	15	41	4-9	0-0	0	1	1	1

**WATKINS' TACKLES BY GAME**

**2002 SEASON:** Northern Illinois (3-2=5); Ohio State (7-2=9); Michigan State (1-0=1); Iowa (2-0=2); Illinois (5-2=7); Michigan (3-1=4); Minnesota (4-4=8); Colorado (1-4=5)

**92 JONATHAN WELSH**

**DL, 6-4, 228, Sr./Jr.**  
**Houston, Texas (B.T. Washington)**



**2002:** Earned second varsity letter ... played in all 14 games, including one start as a fifth lineman vs. Ohio State ... Academic All-Big Ten ... made 32 tackles, including three TFLs ... season-high six tackles in win over Arizona ... forced a fumble at Indiana ... QB sack in season-opening win over Fresno State ... **2001:** earned first varsity letter ... saw action in each of final nine games ... started at rush end vs.

Michigan State and Iowa ... recorded 21 tackles, including season-high eight vs. Spartans (that performance earned him UW defensive player of the week honors) ... three TFLs for the season, including two QB sacks (both vs. Michigan State) ... **2000:** redshirted ... scout team defensive P.O.W. vs. Northwestern and Minnesota ... **High School:** chosen to *Fort Worth Star-Telegram* top-100 all-state squad at Washington ... two-time, first-team all-district ... captain of football team ... career-high 88 tackles as a senior ... 21 career sacks ... lettered in football, basketball and cross country ... listed in *Who's Who Among American High School Students* ... ranked in top 10 percent of his class academically ... coach was Joel North ... **Personal:** born 6/9/82 ... business major ... mother is Elizabeth.

**WELSH'S CAREER STATISTICS**


Year	UT	AT	Tot.	TFL	Sacks	FC	FR	Int	PD
2001	11	10	21	3-8	2-6	0	0	0	0
2002	18	14	32	3-11	1-9	1	0	0	1
Total	29	24	53	6-19	3-15	1	0	0	1

**WELSH'S TACKLES BY GAME**

**2001 SEASON:** Western Kentucky (2-1=3); Indiana (1-0=1); Illinois (2-2=4); Michigan State (4-4=8); Iowa (1-2=3); Michigan (0-1=1); Minnesota (1-0=1)  
**2002 SEASON:** Fresno State (2-0=2); UNLV (0-1=1); West Virginia (1-2=3); Arizona (3-3=6); Penn State (1-0=1); Indiana (2-2=4); Ohio State (3-1=4); Michigan State (1-0=1); Iowa (1-0=1); Illinois (1-0=1); Michigan (0-1=1); Minnesota (0-1=1); Colorado (1-2=3)

**8 BRANDON WHITE**

**WR, 6-3, 182, So./So.**  
**Palm Beach, Fla. (Dwyer)**



**2002:** Earned first varsity letter as true freshman receiver ... played in all 14 games ... made one reception vs. both West Virginia and Northern Illinois ... **High School:** All-Dixie region choice by *Super Prep* ... a Tom Lemming *Prep Football Report* All-Southeast squad member ... three-time, first-team all-conference choice ... earned first-team all-state honors in junior campaign ... team captain twice in career and MVP as a senior ... second-team all-state and all-county after recording 812 yards receiving (48 catches) with 11 TDs as a senior ... junior year totals of 1,246 yards receiving (52 receptions) and 14 TDs ... career receiving total of 146 receptions for 2,815 yards and 35 touchdowns ... 11 career interceptions at free safety ... team was a state playoff finalist in 2000 ... lettered in football (four years), basketball (four) and track (two) ... school played in state title games in both football and basketball during his career ... four years on school honor roll ... played for Coach Jack Daniels ... **Personal:** born 10/8/83 ... parents are Curtis and Sandra ... major is undecided.

**WHITE'S CAREER STATISTICS**

Year	Rec.	Yds.	TD	Avg/C	Long
2002	2	7	0	3.5	4
Total	2	7	0	3.5	4

**WHITE'S RECEIVING BY GAME**

**2002 SEASON:** West Virginia (1-3); Northern Illinois (1-4)

**39 T.J. WIELEBSKI**

**LB, 6-1, 262, Sr./Jr.**  
**Ottawa, Wis. (Kettle Moraine)**



**2002:** Reserve linebacker who did not letter ... **2001:** reserve linebacker ... **2000:** redshirted ... **High School:** all-conference honors in football (senior) and baseball (junior) at Kettle Moraine ... two-time captain ... 227 career tackles and five interceptions ... 4.1 GPA ... honor roll every year of high school ... biggest sports thrill was winning two state titles in Wisconsin high school rugby league ... coach was Mike Fink ... **Personal:** born 11/30/81 ... business major ... parents are James and Carol.

## 94 ANDRE WILLIAMS

**DL, 6-2, 287, So./Fr.**  
**Pittsburgh, Pa. (Central Catholic)**




**2002:** Redshirted ... **High School:** received All-East mention by *PrepStar* ... top 100 prospect in the East by Tom Lemming's *Prep Football Report* ... named to *Pittsburgh Post-Gazette* "Fabulous 22" team and *Pittsburgh Tribune* "Terrific 25" squad after senior year ... an All-Western Pennsylvania defender after helping team to quarterfinals of Class 4A playoffs ... two-time first-team all-league ... team captain and MVP

... credited with 89 stops (27 for loss, including 11 quarterback sacks) in senior year ... career totals of 207 tackles, 67 of which were behind the line of scrimmage ... won "Award of Excellence" honor for academics ... played for Coach Larry Michelangelo ... **Personal:** born 6/10/84 ... mother is Traci ... major is undecided.

## 25 BRANDON WILLIAMS

**WR, 5-11, 170, So./So.**  
**St. Louis, Mo. (Hazelwood East)**



**2002:** Earned first varsity letter as a true freshman ... played in all 14 games, including six starts ... second-team freshman All-American by *The Sporting News* ... first-team freshman All-Big Ten selection by *The Sporting News* ... team high 52 receptions were school freshman record and tied for fourth on UW all-time single-season list ... 663 receiving yards were second-most ever for a Badger freshman ... 125-yard per-

formance vs. West Virginia is one of just six 100-yard receiving efforts by a freshman in school history ... career-high seven receptions for 83 yards vs. Illinois ... caught at least one pass in every game ... touchdown receptions vs. Penn State, at Michigan State and in Alamo Bowl win over 14th-ranked Colorado ...

1,385 all-purpose yards ... named UW offensive player of the week for performance vs. Nittany Lions ... school-record 32 kick-off returns for school-record 670 yards (20.9 yards-per-return average ranked eighth in Big Ten) ... 143 kickoff return yards vs. Minnesota tied for fourth-highest single-game total in school history (named UW special teams P.O.W. for that performance) ...

**High School:** All-Midlands honors by *PrepStar* ... named to All-Midlands teams by *Super Prep* and *Prep Football Report* ... two-time, second-team all-state and three-time, first-team all-conference selection ... caught 97 passes for 2,157 yards and returned 58 punts for 1,210 yards during career ... 23 total touchdowns as a prep ... six career interceptions ... football team captain as a senior ... lettered in track as a member of two-time state champion 4 X 200 relay team ... teammate of fellow Badger Tony Moss ... four-year honor roll student ... 3.1 GPA ... attended same high school that produced former Badgers Terrell and Jamar Fletcher, and current Badger Scott Starks ... played for Coach Corey Johnson ... **Personal:** born 2/24/84 ... parents are Tammy Davis and Michael Williams ... major is Afro-American studies.

### B. WILLIAMS' CAREER RECEIVING STATISTICS

Year	Rec.	Yds.	TD	Avg/C	Long
2002	52	663	3	12.8	41
Total	52	663	3	12.8	41

### B. WILLIAMS' RECEIVING BY GAME

**2002 SEASON:** Fresno State (3-62); UNLV (1-0); West Virginia (6-125); Northern Illinois (3-25); Arizona (5-38); Penn State (4-57, 1 TD); Indiana (6-42); Ohio State (2-16); Michigan State (2-18, 1 TD); Iowa (3-45); Illinois (7-83); Michigan (3-20); Minnesota (2-49); Colorado (5-83, 1 TD)

### B. WILLIAMS' CAREER KICK RETURN STATISTICS


Year	No.	Yds.	TD	Avg/R	Long
2002	32	670	0	20.9	46
Total	32	670	0	20.9	46

### B. WILLIAMS' KICK RETURNS BY GAME

**2002 SEASON:** Northern Illinois (2-75); Arizona (2-30); Penn State (1-13); Indiana (5-104); Ohio State (3-62); Michigan State (2-42); Iowa (3-72); Illinois (2-39); Michigan (4-59); Minnesota (6-143); Colorado (2-31)

## 78 JAKE WOOD

**OL, 6-6, 296, Jr./So.**  
**Bettendorf, Iowa (Pleasant Valley)**




**2002:** Reserve offensive lineman who did not letter ... named offensive scout team P.O.W. vs. Northern Illinois ... **2001:** red-shirted ... **High School:** a top-150 prospect nationally according to Tom Lemming's *Prep Football Report* at Pleasant Valley ... one of top 20 offensive linemen in the country according to *PFR* ... regional All-American by *PrepStar* and *Super Prep* ... injured in third game of senior season and

missed most of the year ... 3.8 GPA ... student council president ... coach was Ed Morrissey ... **Personal:** born 4/26/83 ... business major ... parents are Jeff and Chris.

## 41 MARK ZALEWSKI

**LB, 6-2, 232, So./Fr.**  
**Wausau, Wis. (East)**



**2002:** Redshirted ... **High School:** All-America recognition from *Prep Star* and All-Midwest acclaim from *Super Prep* and *Prep Football Report* ... first-team all-state selection and Defensive Player of the Year as a senior in the Wisconsin Valley Conference ... team captain and MVP as a senior ... made 374 tackles, including 17 for loss, during his career ... also rushed for 1,273 career yards and 24 touchdowns

... as a senior, he made 119 tackles (eight for loss) and rushed for 853 yards and 17 TDs ... member of National Honor Society ... maintained a 3.4 GPA ... played for Coach Jack Synold ...

**Personal:** born 3/15/84 ... parents are Dick and Cindy ... major is undecided.

## 2003 NEWCOMERS

No.	Name	Pos.	Ht.	Wt.	Birth.	Yr/Elig.	Hometown (Last School / High School)
21	Balts, Josh	RB	6-1	220	8/12/84	Fr./Fr.	Barron, Wis. (Barron)
37	Brown, Matthew	TE/LB	6-5	230	7/15/85	Fr./Fr.	Madison, Wis. (La Follette)
32	Brown, Nathan	DB	6-3	210	11/26/83	So./Fr.	Madison, Wis. (La Follette)
65	Coleman, Marcus	OL	6-6	305	11/17/84	Fr./Fr.	Plymouth, Minn. (Wayzata)
96	Cooper, Jamal	DL	6-4	210	7/14/85	Fr./Fr.	St. Louis, Mo. (Hazelwood East)
94	DeBauche, Kenneth	P	6-2	195	9/26/84	Fr./Fr.	Suamico, Wis. (Bay Port)
12	Donovan, Tyler	QB	6-1	176	6/4/84	Fr./Fr.	Hartland, Wis. (Arrowhead)
14	Flowers, Jonte	WR	6-5	170	4/12/85	Fr./Fr.	Madison, Wis. (La Follette)
13	Hogan, Casey	DB	6-5	195	2/2/85	Fr./Fr.	Cross Plains, Wis. (Middleton)
57	Johnson, Steven	LB	6-3	230	8/22/84	Fr./Fr.	Brookfield, Wis. (Central)
39	Kamoku, James	DB	6-2	200	2/5/85	Fr./Fr.	Kailua-Kona, Hawaii (Kealakehe)
64	Kaye, Danny	OL	6-8	285	9/6/84	Fr./Fr.	New Berlin, Wis. (Eisenhower)
57	Kelly, Brandon	LB	6-4	220	2/23/85	Fr./Fr.	Bedford, Ohio (Bedford)
60	Knauf, Luke	OL	6-4	295	3/13/84	Fr./Fr.	Stratford, Wis. (Stratford)
7	Mason, Ernest	WR	6-0	180	3/25/85	Fr./Fr.	Fort Worth, Texas (Dunbar)
66	Ostrowski, Justin	DL	6-5	255	9/14/84	Fr./Fr.	Portage, Wis. (Portage)
22	Rogers, Roderick	DB	6-2	185	9/7/84	Fr./Fr.	Stone Mountain, Ga. (Stephenson)
69	Roscoe, Dan	OL	6-5	305	5/5/85	Fr./Fr.	Plymouth, Minn. (Wayzata)
97	Standring, Paul	P/PK	6-1	190	10/13/84	Fr./Fr.	Chicago, Ill. (St. Rita)
15	Swan, Luke	WR	6-0	185	9/5/84	Fr./Fr.	Fennimore, Wis. (Fennimore)
72	Thomas, Joe	OL	6-8	260	12/4/84	Fr./Fr.	Brookfield, Wis. (Central)
82	Tobias, Brandon	WR	6-5	215	9/12/84	Fr./Fr.	Chicago, Ill. (Thornton)
1	Turner, Michael	RB	5-10	185	5/1/84	Fr./Fr.	Fort Worth, Texas (Dunbar)
62	Van Someren, Mike	OL	6-7	295	10/6/84	Fr./Fr.	Somerset, Wis. (Somerset)
38	Ware, Kurt	TE	6-4	243	2/17/85	Fr./Fr.	Spring, Texas (Klein Oak)
70	Weininger, Andrew	OL	6-6	305	5/1/85	Fr./Fr.	Harrison, N.Y. (Harrison)
36	White, Johnny	DB	6-2	202	6/23/85	Fr./Fr.	Pearland, Texas (Pearland)

# MEET THE BADGER NEWCOMERS

## 21 JOSH BALTS

**RB, 6-1, 220**  
**Barron, Wis. (Barron)**

Two-time football team MVP ... captained football and basketball teams his senior year ... earned football all-region and all-conference honors as senior ... rushed for 2,100 yards and 20 touchdowns in 11-game career ... led conference in rushing as a junior with 1,250 yards and 12 TDs on his way to all-region honors ... top-ranked male (academically) and No. 2 overall student in his class ... two-year National Honor Society member ... coached at Barron High by Ken Mueller ... parents are Bill and Shelly Balts ... born 8/12/84.

## 37 MATT BROWN

**TE/LB, 6-5, 230**  
**Madison, Wis. (La Follette)**

First-team all-conference offensive lineman and second-team all-conference defensive lineman ... prep teammate of fellow Badger freshman football player Jonte Flowers ... also played at La Follette with brother, Nathan, a sophomore with UW football team ... class treasurer who finished 10th in his graduating class and was member of National Honor Society ... parents are Ann and Mike ... born 7/15/85.

## 32 NATHAN BROWN

**DB, 6-3, 210**  
**Madison, Wis. (La Follette)**

2002-03: Did not play football ... earned Madison Sports Hall of Fame Club Special Achievement Award in spring of 2003 ... participated with UW track team and finished third in the heptathlon at the 2003 Big Ten Indoor meet with personal best of 5,125 points ... **High School:** Two-time all-state linebacker ... lettered twice each in football and basketball ... state Division I champion in the 110-meter high hurdles and 300-meter hurdles as a senior ... member of winning 4 x 400-meter relay at state meet ... led team to state title as a senior ... graduated first in his class ... WIAA Scholar-Athlete finalist ... National Merit finalist ... **Personal:** born 11/26/83 ... parents are Ann and Mike.

## 65 MARCUS COLEMAN

**OL, 6-6, 305**  
**Plymouth, Minn. (Wayzata)**

Ranked among top 75 players in Midwest and top five players in Minnesota by Rivals.com ... rated among top 55 players in Midwest by *SuperPrep* ... captained football team his senior year when he earned first-team all-conference, all-metro and all-state

honors ... all-conference in football as a junior ... lettered in wrestling, track and football as a prep ... undefeated JV wrestler as a sophomore and won ninth grade state wrestling title as freshman ... coached by Brad Anderson at Wayzata High ... parents are Roger Coleman and Joan Grossman ... father played football at Illinois (1973-74) ... born 11/17/84.

## 96 JAMAL COOPER

**DL, 6-4, 210**  
**St. Louis, Mo. (Hazelwood East)**

Ranked among top 90 players in Midlands and top 10 players in Missouri according to Rivals.com ... *PrepStar* All-American ... all-state defensive end who earned all-conference honors as a senior at defensive end and tight end ... team captain and MVP his senior season ... registered 507 receiving yards, 78 tackles and seven QB sacks as a senior ... also played basketball as a prep ... coached by Corey Johnson at Hazelwood East High, the same school that produced former Badgers Terrell and Jamar Fletcher and current Badgers Scott Starks and Brandon Williams ... parents are James Cooper and JoAnn Gill ... born 7/14/85.

## 94 KENNETH DeBAUCHE

**P, 6-2, 195**  
**Suamico, Wis. (Bay Port)**

Honorable mention all-state in 2002 ... first-team all-area as punter in 2002 and first-team all-area kicker in 2001 ... first-team all-conference punter and kicker, as well as receiver his senior year ... career 44.3-yard punting average and caught 27 passes for 470 yards and seven TDs ... scored 50 points (six TDs plus field goals and PATs) as a senior ... three-time letterwinner in football, basketball and baseball ... second-team all-conference pitcher as a junior ... basketball team captain as a senior ... coached by Mike Williquette at Bay Port High ... National Honor Society member and honor roll student ... parents are Steven and Jean ... born 9/26/84.

## 12 TYLER DONOVAN

**QB, 6-1, 176**  
**Hartland, Wis. (Arrowhead)**

Ranked among top 25 players in Midwest and No. 2 player in Wisconsin by Rivals.com ... listed among top 15 players in Midwest by *SuperPrep* ... senior year honors included: *PrepStar* and *SuperPrep* All-American, Associated Press state player of the year, first-team all-state acclaim from *Milwaukee Journal Sentinel* and Wisconsin Football Coaches Association and first-team all-area and all-conference kudos ... honorable mention all-state and first-team all-area as a junior ... a Preps Plus student-athlete and member of Principal's Advisory Committee ... completed 99-171

passes for 1,650 yards and 16 TDs, as well as rushing for 455 yards on just 45 carries his senior year ... team was state Division I runner-up in 2002 ... lettered in football, basketball, track and baseball ... coached at Arrowhead High by Tom Taraska ... parents are Brenda and Brian ... uncle, Corey Block, played basketball at UW-LaCrosse (1986-89) ... born 6/4/84.

## 14 JONTE FLOWERS

**WR, 6-5, 170**  
**Madison, Wis. (La Follette)**

First-team Associated Press all-state wide receiver in 2002 ... earned all-region, all-city and all-conference acclaim ... named conference's receiver of the year as a senior ... had 37 catches for 683 yards (18.5 yards per catch) and eight touchdowns in 2002 for the Lancers (9-3), who lost in the WIAA Division 1 state quarterfinals ... first-team Associated Press all-state basketball player, who averaged 18 points, 6.0 rebounds, 5.4 steals and 4.2 assists for the Lancers (22-2) ... earned all-region, all-city and all-conference honors ... Wisconsin State Journal All-City Player (basketball) of the Year as a senior ... earned Madison Sports Hall of Fame Club Special Achievement Award in spring of 2003 ... played for football coach Joe Gothard ... mother is Angela Kier and stepfather is Phil Kier ... born 4/12/85.

## 13 CASEY HOGAN

**DB, 6-5, 195**  
**Cross Plains, Wis. (Middleton)**

Honorable mention all-conference selection as defensive back and wide receiver his senior year ... first-team all-area and all-conference DB as a junior ... earned Honorary Award for Performance and Leadership Excellence in football, as well as football award for academic excellence ... participated in more than 1,100 plays his senior year while making 42 receptions and 79 tackles, along with 11 pass breakups and four interceptions ... lettered in football, basketball and baseball ... captained football and basketball teams ... National Honor Society ... coached at Middleton High by Kurt Gundlach ... parents are Jan and Rita Hogan ... father played baseball at Madison Area Technical College in 1974-75 ... born 2/2/85.

## 57 STEVE JOHNSON

**LB, 6-3, 230**  
**Brookfield, Wis. (Central)**

*Milwaukee Journal Sentinel* first-team all-state selection in 2002 ... honorable mention all-state choice according to Wisconsin Football Coaches Association and Associated Press ... two-time first-team all-conference guard and linebacker ... Greater Metro Conference Defensive Backfield Player of the Year and Offensive Lineman of the Year in 2002 ... team captain and co-MVP in 2002 ... first-team all-area pick ... earned four letters in basketball and three more in track and field ... recipient of school's Varsity Achievement Award and Coach Bob Petruska Award/Scholarship ... coached in football by Rick Synold at

Brookfield Central ... parents are Sandy and Roger Johnson ... born 8/22/84.

## 39 JAMES KAMOKU

**DB, 6-2, 200**  
**Kailua-Kona, Hawaii (Kealakehe)**

Second-team all-state and first-team all-conference selection as linebacker his senior year ... two-time team MVP ... named team's "most inspirational" and best all-around player ... career statistics included 134 tackles, four QB sacks, seven interceptions (two returned for TDs), two blocked punts, four blocked field goals, 1,653 receiving yards and 38 TDs ... also faked five punts for 312 yards ... had 102 tackles, two interceptions, a 96-yard kickoff return, 597 receiving yards and 15 TDs as a senior ... four-time team captain and two-time team MVP ... lettered in football, basketball and track ... honor roll student who had highest GPA on football team ... listed hobbies include chess, rugby, hula, fire-dancing, surfing, body boarding, hunting, diving and fishing ... coached by Sam Papalili at Kealakehe High ... parents are Solomon and Lorraine Kamoku ... born 2/5/85.

## 64 DANNY KAYE

**OL, 6-8, 285**  
**New Berlin, Wis. (Eisenhower)**

Listed among top 40 players in Midwest by *SuperPrep* ... ranked among top 50 players in Midwest, top 30 tight ends nationally and top five players in Wisconsin by Rivals.com ... *PrepStar* all-region selection ... captained football team as a senior while earning All-America and All-Midwest honors ... three-time all-conference choice in football ... helped lead team to 2002 conference title and into state Division 3 quarterfinals in 2001 and 2002 ... career statistics included 328 tackles (44 TFLs and 24 QB sacks) and 12 forced fumbles ... played on offensive line that paved the way for three straight 1,000-yard rushers ... four-year basketball letterwinner who was team MVP and all-conference selection as a junior when he helped lead team to state regional title ... played varsity hoops as a freshman ... coached by Jeff Setz at New Berlin's Eisenhower High ... parents are Robert Kaye and Donna Ohm ... born 9/6/84.

## 57 BRANDON KELLY

**LB, 6-4, 220**  
**Bedford, Ohio (Bedford)**

Listed among top 85 players in Midwest by *SuperPrep* ... ranked among top 45 outside linebackers nationally by Rivals.com ... rated No. 2 linebacker in Ohio by Bill Kurelic and No. 6 athlete in the Midwest by *Student Sports* his senior year ... 2002 state finalist for Wendy's High School Heisman ... National Honor Society member ... football team captain as junior and senior ... career prep totals include 1,300 all-purpose yards, 150 tackles, four interceptions and five forced fumbles ... rushed for 500 yards, made 60 tackles, forced three fumbles and registered one interception as a senior ... 350 yards rushing and 40 tackles as a

junior ... lettered in football, baseball and track ... coached by Jim Hodakeovic at Bedford High ... same city that produced former Badger Chris Chambers (now with Miami Dolphins) and current Badgers Lee Evans and Dontez Sanders ... parents are Bennie and Lucretia Kelly ... born 2/23/85.

## 60 LUKE KNAUF

**OL, 6-4, 295**  
**Stratford, Wis. (Stratford)**

Ranked among top 40 offensive tackles in the nation, top 85 players in the Midwest and top four players in Wisconsin by Rivals.com ... listed among top 25 interior linemen nationally by Tom Lemming ... *PrepStar* all-region selection ... named state's offensive player of the year by Wisconsin Football Coaches Association ... first-team all-state selection by Associated Press and *Milwaukee Journal Sentinel* in 2002 ... two-time Marawood Conference lineman of the year ... team captain and MVP his senior year ... 99 total tackles, including four QB sacks and five TFLs, along with three forced fumbles and two fumble recoveries in 2002 ... four-year honor roll student and member of National Honor Society ... lettered in football, track and basketball ... coached by Cal Tackes at Stratford High ... parents are Thomas and Carol ... born 3/13/84.

## 7 ERNEST MASON

**WR, 6-0, 180**  
**Fort Worth, Texas (Dunbar)**

One of top 50 players in the Southwest according to *SuperPrep* ... listed by Rivals.com as one of the top 55 cornerbacks in the nation and one of the top 80 players in Texas ... played for West team in 2003 U.S. Army All-American Bowl in San Antonio, Texas ... *PrepStar* all-region selection ... honorable mention 4A all-state choice ... district offensive MVP as a senior ... career totals included 40 receptions, 17 touchdowns, four interceptions and 1,744 all-purpose yards ... had four rushing TDs, 11 receiving TDs and returned two kickoffs for scores ... team captain and team MVP as a senior ... participated on track team that twice finished third in state in 4 x 400 ... lettered in football, baseball and track ... coached by Bob Jones at Dunbar High (Jones played football for Badger head coach Barry Alvarez at Lexington (Neb.) High) ... prep teammate of fellow UW recruit Michael Turner ... parents are Ernest and Brenda ... born 3/25/85.

## 66 JUSTIN OSTROWSKI

**DL, 6-5, 255**  
**Portage, Wis. (Portage)**

Senior year honors included: *Parade* All-American, Wisconsin Football Coaches Association co-defensive player of the year (with fellow UW recruit Joe Thomas), Gatorade state player of the year, unanimous first-team all-state selection, *PrepStar* Eastbay Top 100 Dream Team, *SuperPrep* All-America team, Tom Lemming's national Top 100 list, Rivals.com's national The

Rivals 100 list ... ranked as No. 8 defensive tackle in the nation by Tom Lemming ... No. 2 defensive end in the nation, No. 4 player in the Midwest and No. 1 player in Wisconsin according to Rivals.com ... four-time all-conference and all-region choice in football ... team captain and MVP in 2002 ... career statistics include 318 total tackles, 30 QB sacks, 28 TFLs, one interception and a TD ... had 108 tackles, 14 QB sacks and 15 TFLs his senior year ... four-year letterwinner in basketball and was first-team all-conference in hoops as a sophomore and junior ... earned two track letters and one baseball letter ... second-team all-conference baseball player as a sophomore ... coached by Jeff Wiessinger at Portage High ... parents are Jim and Kim ... born 9/14/84.

## 22 RODERICK ROGERS

**DB, 6-2, 185**  
**Stone Mountain, Ga. (Stephenson)**

Listed among top 40 safeties in the nation and players in Georgia by Rivals.com ... Class 5A honorable mention all-state choice by *Atlanta Journal-Constitution* in 2002 ... two-year team captain and MVP as a senior ... 261 career tackles, along with 13 interceptions, four forced fumbles, three fumble recoveries and four touchdowns ... five interceptions and three TDs his senior year ... lettered in track, football and wrestling ... two-time honor roll student ... coached by Ron Gartrell at Stephenson High ... parents are Roy and Althea ... born 9/7/84.

## 69 DAN ROSCOE

**OL, 6-5, 305**  
**Plymouth, Minn. (Wayzata)**

Two-time all-conference selection ... three-time football and two-time track letterwinner ... coached at Wayzata High by Brad Anderson ... parents are Dwight and Gayle Roscoe ... born 5/5/85.

## 97 PAUL STANDRING

**P/K, 6-1, 190**  
**Chicago, Ill. (St. Rita)**

Honorable mention all-state and all-area selection as two-way starter (QB, DB, P, K) ... named *USA Today* National Player of the Week on Sept. 15, 2001 ... averaged 40.2 yards per punt ... lettered three years in football and two in baseball (captained both teams) ... member of National Honor Society ... played for Coach Todd Kuska at St. Rita ... parents are Julie and Jay Standring ... father played football at Notre Dame (1966-70) ... brother, J.J., punted and pitched at Northwestern (1997-01) ... uncle, Bob Standring, played football at Illinois ... uncle, Tom Omiecinski, played football at Miami (Fla.) ... born 10/13/84.

**15 LUKE SWAN****WR, 6-0, 185****Fennimore, Wis. (Fennimore)**

*PrepStar* all-region selection ... two-time all-state selection by Wisconsin Football Coaches Association ... twice named first-team all-conference and all-area ... career statistics included 121 receptions, 2,234 yards and 26 touchdowns, along with 18 interceptions ... had 72 catches, 1,443 yards, 17 TDs and 10 interceptions as a junior ... also lettered in track, basketball and baseball ... captained football and basketball teams ... earned team MVP honors in football and track ... two-time all-conference selection in hoops ... two-time conference long jump champion, who also won track titles in 100-meter dash, 300 intermediate hurdles and 200-meter dash as a junior ... coached at Fennimore High by Tom Uecker ... National Honor Society member ... Who's Who Among High School Students ... parents are Scott and Chris Swan ... born 9/5/84.

**72 JOE THOMAS****OL, 6-8, 260****Brookfield, Wis. (Central)**

No. 4 offensive tackle in the nation according to Tom Lemming ... among top 20 offensive tackles nationally, top 25 players in the Midwest and No. 3 player in Wisconsin according to Rivals.com ... *Prep Star* All-American ... second-team All-America offensive tackle according to *USA Today* ... member of *Detroit Free Press* All-Midwest team ... *Milwaukee Journal Sentinel* first-team all-state defensive lineman and second-team all-state offensive tackle as a senior ... also first-team all-state honors at DE from Wisconsin Football Coaches Association and Associated Press ... WFCB 2002 Defensive Player of the Year with fellow UW recruit Justin Ostrowski ... 85 tackles and 12 QB sacks as a senior and 70 tackles and eight sacks as a junior ... three-time all-conference selection ... four-year letterwinner in football, track and basketball ... captained football and basketball teams his senior year ... finished fifth in nationals in shot put as a junior ... all-conference, all-area and all-state selection in shot put and discus ... four-year honor roll student ... U.S. Army Academic All-America team ... coached in football by Rick Synold at Brookfield Central High ... parents are Eric and Sally ... born 12/4/84.

**82 BRANDON TOBIAS****WR, 6-5, 215****Chicago, Ill. (Thornton)**

Tabbed as one of top 80 receivers nationally and one of top 20 players in Illinois by Rivals.com ... *PrepStar* all-region choice ... all-area selection as a senior ... team captain as a junior and senior ... career totals include 2,741 yards and 26 touchdowns ...

career highs of 982 yards and 11 TDs his senior year ... coached at Thornton High by William Mosel ... mother is Loyola Moore ... born 9/12/84.

**1 MICHAEL TURNER****RB, 5-10, 185****Fort Worth, Texas (Dunbar)**

*PrepStar* All-American ... rated as No. 4 all-purpose back in nation, No. 26 player in Texas and No. 36 player in Midlands according to Rivals.com ... among top 60 players in Texas according to *SuperPrep* ... first-team 4A all-state team by Associated Press and second-team all-state by Texas sportswriters his senior year ... two-time district offensive MVP ... three-time, first-team all-district choice ... team captain his senior year ... career totals included 4,770 rushing yards (9.1-yard average) and 60 touchdowns ... also returned kicks and punts ... rushed for 1,964 yards and 27 TDs as a senior in 2002 ... played strong safety on defense ... lettered in football and track ... member of 4 x 400 relay team that finished third at state meet in 2001 and had fastest time in the nation (3:12) ... homecoming king ... coached by Bob Jones at Dunbar High (Jones played football for Badger head coach Barry Alvarez at Lexington (Neb.) High) ... prep teammate of fellow UW recruit Ernest Mason ... mother's name is Barbara Turner ... born 5/1/84.

**62 MIKE VAN SOMEREN****OL, 6-7, 295****Somerset, Wis. (Somerset)**

Honorable mention all-state choice as a senior by Associated Press and Wisconsin Football Coaches Association ... three-time all-conference selection ... career statistics included 80 tackles, five QB sacks and seven TFLs ... football team captain as a senior ... three-year letterwinner in football, basketball and track ... coached at Somerset High by Bruce Larson ... National Honor Society member ... parents are Mike and Karen Van Someren ... born 10/6/84.

**38 KURT WARE****TE, 6-4, 243****Spring, Texas (Klein Oak)**

*PrepStar* all-region choice ... rated among top 40 strongside defensive ends nationally and one of top 100 players in Texas by Rivals.com ... made 10 catches for 197 yards and one TD his senior year ... 30 tackles, including eight TFLs, as a junior ... lettered in football and basketball ... two-time team hoops MVP and second-team all-district as a junior on the hardwood ... coached at Klein Oak High by David Smith ... parents are Kevin

and Wilma Ware ... brother Kevin Jr. played football at Washington from 1999-02 ... born 2/17/85.

## 70 ANDREW WEININGER

**OL, 6-6, 305**

**Harrison, N.Y. (Harrison)**

*SuperPrep* All-American and second-ranked player in New York ... *PrepStar* Dream Team ... rated one of top 70 offensive tackles in the nation and one of top 100 players in the Atlantic region by Rivals.com ... two-time first-team all-state selection by New York State Sportswriters Association ... also twice named all-county and three-time all-conference choice ... played on state championship teams as a freshman and senior and earned game defensive MVP honor in 2002 ... member of New York's Golden 50 team ... team captain and MVP his senior year ... two-way starter his last three years of football ... he's the winningest player in school history (teams were 40-5 during his career) ... four-year letterwinner in both football and golf ... also earned one basketball letter ... three-time all-conference golfer ... a seven-handicap golfer ... wrote weekly "player's diary" for local newspaper ... coached at Harrison High by Art Troilo Jr. ... parents are Bob and Nancy Weininger ... born 5/1/85.




## 36 JOHNNY WHITE

**DB, 6-2, 202**




**Pearland, Texas (Pearland)**

*PrepStar* honorable mention all-region selection ... career prep totals include 51 receptions for 948 yards, 165 tackles, six interceptions and five touchdowns ... second-team all-district wide receiver and honorable mention all-district defensive back as a senior ... captained team his senior year when he caught 22 passes for 462 yards and registered 75 tackles and two interceptions ... made 16 catches for 246 yards and notched 50 tackles and three interceptions as a junior ... earned four letters in track, three in football and two in basketball ... first-team all-district guard for basketball team as a junior ... district high jump champion his junior year when he was a regional qualifier in the high and triple jump ... qualified for regionals in high, triple and long jump as sophomore and was district triple jump champion that year ... coached by Tony Heath at Pearland High ... parents are Johnny and Beverly White ... born 6/23/85.





# 2002 REVIEW





# SEASON REVIEW

## SEVERAL SIGNIFICANT ITEMS TO REMEMBER ABOUT THE 2002 SEASON:

**1** The Badgers were 8-6 overall (2-6/8th in the Big Ten) and won the Alamo Bowl presented by MasterCard, 31-28 OT, over 14th-ranked Colorado.

**2** Wisconsin improved to 7-1 in eight bowl appearances during the Alvarez era.

**3** Wisconsin won eight games for the eighth time in the past 10 seasons. That is equal to the number of eight-win campaigns Wisconsin had from 1889-1992.

**4** Four of Wisconsin's eight victories came after the Badgers trailed in the fourth quarter.

**5** Wisconsin added to its Big Ten-record streak of 1,000-yard rushers. Anthony Davis compiled 1,555 yards on the ground to become the school's 10th straight 1,000-yard ground-gainer.

**6** The Badgers finished the 2002 campaign with a turnover margin of +1.29 per game. That led the Big Ten and ranked ninth nationally. Wisconsin's 35 takeaways (led the Big Ten and ranked 12th nationally) were the most of the Alvarez era and the school's highest figure since gaining 35 in 1987.

**7** Wisconsin was 4-0 in night games in 2002, improving its evening record during the Alvarez era to 15-4 (.789).

**8** Wisconsin's schedule was rated by the NCAA as the 11th-toughest in the nation and second-toughest in the Big Ten.


**9** Two Badgers -- Jim Leonhard and Brandon Williams -- set school season return records in 2002. Leonhard's 434 punt return yards broke the old mark previously set by Nick Davis (427 yards in 1998). Williams' 670 kick return yards eclipsed the old record formerly held by Nate Odomes (616 yards in 1986).

**10** Al Johnson was one of five finalists for the Dave Rimington Trophy as the nation's top center. Johnson's selection gave the Badgers a finalist for one of college football's major awards for the fifth consecutive season.

**11** Wisconsin's starting lineup against Colorado (and for most of the season) consisted of just six seniors. That means the Badgers will return 16 starters for 2003.

**12** Wisconsin played a school-record 14 games, including a school-high eight home games.

**13** Wisconsin sold 61,226 season tickets for the 2002 campaign. It was the sixth time



**Brooks Bollinger, who guided Wisconsin to nine fourth-quarter comeback wins during his career, finished with a UW-record 30 victories as a starter.**

in the past eight years that UW eclipsed the 60,000 mark for season tickets sold.

**14** Wisconsin's top two receivers in 2002 were freshmen Jonathan Orr and Brandon Williams. Orr had 47 receptions for a school freshman record 842 yards and a UW rookie record-tying eight TDs. Williams, who caught a pass in all 14 games, made a school freshman record 52 catches for 663 yards (the second-highest freshman receiving yardage total in school history behind Orr's 842).

**15** Jim Leonhard, a walk-on strong safety, led the nation in interceptions with a Big Ten record-tying 11. Leonhard earned first-team All-America honors from CNN/SI.com, second-team honors from Walter Camp and third-team acclaim from the Associated Press.

**16** QB Brooks Bollinger finished his career with a school-record 30 wins as a starter. He became just the seventh QB in Big Ten history with 30 wins and the seventh player in Big Ten history with at least 20 rushing TDs and 30 passing TDs. He is ranked No. 2 on UW career lists for passing yards, attempts, completions and TDs.

## 2002 HONORS

### RIMINGTON AWARD FINALIST

Al Johnson, Sr., C

### ALL-AMERICANS

Al Johnson, Sr., C (3rd team, *The Sporting News*; HM, CNN/SI.com)

Jim Leonhard, So., DB (1st team, CNN/SI.com; 2nd team, Walter Camp; 3rd team, Associated Press)

### THE SPORTING NEWS FRESHMAN ALL-AMERICA

Jonathan Orr, WR (2nd team)  
Brandon Williams, WR (2nd team)

### THE SPORTING NEWS FRESHMAN ALL-BIG TEN

Jonathan Orr, WR  
Brandon Williams, WR

### ALL-BIG TEN

Jim Leonhard, So., DB (1-media, 2-coaches)  
Anthony Davis, So., RB (2-media and coaches)  
Al Johnson, Sr., C (2-media and coaches)  
Jake Sprague, Sr., DL (HM-media and coaches)

### BIG TEN PLAYER OF THE WEEK

Anthony Davis vs. Minnesota (co-offense)  
Alex Lewis vs. Iowa (defense)  
Brooks Bollinger vs. Michigan State (co-offense)  
Jim Leonhard vs. Fresno State (defense)  
Mike Allen vs. Fresno State (special teams)

### ACADEMIC ALL-BIG TEN

Matt Bernstein, Fr., FB  
Chris Catalano, So., LB  
Owen Daniels, Fr., QB  
Jim Leonhard, So., DB  
Mike Lorenz, So., OL  
Ryan Simmons, Sr., DB  
Scott Starks, So., DB  
Jonathan Welsh, So., DL

### VERIZON ACADEMIC ALL-DISTRICT 5

Jim Leonhard, So., DB  
Scott Starks, So. DB

### TEAM AWARDS

MVP: Jim Leonhard  
Scholastic: Jason Jowers  
Coaches Appreciation (defense): Jake Sprague  
Coaches Appreciation (offense): Brooks Bollinger  
Special Teams: Jim Leonhard  
Rookie of the Year: Jonathan Orr  
Scout Team Player of Year (off.): Devin Hollins  
Scout Team Player of Year (def.): Paul Joran

### BOWL GAME HONORS

Offensive MVP: Brooks Bollinger  
Defensive MVP: Jeff Mack

### SPORTS ILLUSTRATED "ALL-BOWL TEAM"

Jeff Mack

## 2002 STATISTICS

Date	Opponent	Score	Overall Record	Big Ten Record	Time	Attend	Score By Quarters					
							1	2	3	4	Total	
Aug. 23	FRESNO STATE	W 23-21	1-0-0	0-0-0	3:10	75,136						
Aug. 31	at UNLV	W 27-7	2-0-0	0-0-0	3:00	42,075	Wisconsin	65	181	61	62	372*
Sept. 7	WEST VIRGINIA	W 34-17	3-0-0	0-0-0	3:28	76,320	Opponents	74	72	96	80	322
Sept. 14	NORTHERN ILLINOIS	W 24-21	4-0-0	0-0-0	3:10	77,460	*includes 3 overtime points					
Sept. 21	ARIZONA	W 31-10	5-0-0	0-0-0	3:00	78,582						
Oct. 5	PENN STATE*	L 31-34	5-1-0	0-1-0	3:20	79,403						
Oct. 12	at Indiana*	L 29-32	5-2-0	0-2-0	3:30	31,156						
Oct. 19	OHIO STATE*	L 14-19	5-3-0	0-3-0	2:50	79,729						
Oct. 26	at Michigan State*	W 42-24	6-3-0	1-3-0	3:15	74,507						
Nov. 2	at Iowa*	L 3-20	6-4-0	1-4-0	3:00	70,397						
Nov. 9	ILLINOIS*	L 20-37	6-5-0	1-5-0	3:00	78,709						
Nov. 16	at Michigan*	L 14-21	6-6-0	1-6-0	2:53	110,412						
Nov. 23	MINNESOTA*	W 49-31	7-6-0	2-6-0	3:15	78,843						
Dec. 28	vs. Colorado (Alamo Bowl)	W 31-28 OT	8-6-0	2-6-0	3:43	50,690						

\* indicates conference game

Home games in CAPS

## Home Attendance

Total: 624,182

Average: 78,023

## TEAM STATISTICS

WIS	OPP	RUSHING	GP	Att	Gain	Loss	Net	Avg	TD	Long	Avg/G
SCORING (ppg) .....372 (26.6)	322 (23.0)	Davis, A.	13	300	1585	30	1555	5.2	13	71	119.6
FIRST DOWNS.....280	252	Smith	13	110	564	12	552	5.0	6	39	42.5
Rush / Pass / Penalty .....149 / 100 / 31	108 / 130 / 14	Bollinger	13	160	729	263	466	2.9	8	39	35.8
RUSHING YARDAGE .....2663	2082	Bernstein	14	20	66	0	66	3.3	3	14	4.7
Yards gained rushing.....3072	2329	Pettus	13	11	35	9	26	2.4	0	15	2.0
Yards lost rushing .....409	247	Daniels	7	4	24	6	18	4.5	0	13	2.6
Rushing Attempts .....645	516	Williams, Bra.	14	2	16	0	16	8.0	0	10	1.1
Average Per Rush .....4.1	4.0	Niay	1	2	1	0	1	0.5	0	1	1.0
Average Per Game .....190.2	148.7	Braun	14	1	0	2	-2	-2.0	0	0	-0.1
TDs Rushing .....30	14	Sorgi	11	23	52	55	-3	-0.1	0	10	-0.3
PASSING YARDAGE.....2303	3139	Morse	14	1	0	11	-11	-11.0	0	0	-0.8
Att-Comp-Int .....322-171-8	432-237-22	team		11	0	21	-21	-1.9	0	0	-2.3
Average Per Pass .....7.2	7.3	<b>TOTAL</b>	<b>14</b>	<b>645</b>	<b>3072</b>	<b>409</b>	<b>2663</b>	<b>4.1</b>	<b>30</b>	<b>71</b>	<b>190.2</b>
Average Per Catch .....13.5	13.2	<b>OPPONENTS</b>	<b>14</b>	<b>516</b>	<b>2329</b>	<b>247</b>	<b>2082</b>	<b>4.0</b>	<b>14</b>	<b>70</b>	<b>148.7</b>
Average Per Game .....164.5	224.2	<b>PASSING</b>	<b>GP</b>	<b>Eff</b>	<b>Att-Comp-Int</b>	<b>Pct</b>	<b>Yds</b>	<b>TD</b>	<b>Lng</b>	<b>Avg/G</b>	
TDs Passing .....15	22	Bollinger	13	129.34	245-131-4	53.5	1758	14	43	135.2	
TOTAL OFFENSE .....4966	5221	Sorgi	11	117.61	70-38-2	54.3	536	1	42	48.7	
Total Plays .....967	948	Daniels	7	-20.73	6-2-2	33.3	9	0	7	1.3	
Average Per Play.....5.1	5.5	<b>TOTAL</b>	<b>14</b>	<b>123.59</b>	<b>322-171-8</b>	<b>53.1</b>	<b>2303</b>	<b>15</b>	<b>43</b>	<b>164.5</b>	
Average Per Game .....354.7	372.9	<b>OPPONENTS</b>	<b>14</b>	<b>122.52</b>	<b>432-237-22</b>	<b>54.9</b>	<b>3139</b>	<b>22</b>	<b>53</b>	<b>224.2</b>	
KICK RET.-YDS. (avg) .....44-852 (19.4)	45-769 (17.1)	<b>RECEIVING</b>	<b>GP</b>	<b>No.</b>	<b>Yds</b>	<b>Avg</b>	<b>TD</b>	<b>Long</b>	<b>Avg/G</b>		
PUNT RET.-YDS. (avg) .....43-487 (11.3)	28-194 (6.9)	Williams, Bra.	14	52	663	12.8	3	41	47.4		
INT RETURNS: #-YARDS.....22-252	8-147	Orr	14	47	842	17.9	8	43	60.1		
INT RETURN AVERAGE .....11.5	18.4	Charles	13	25	323	12.9	2	28	24.8		
FUMBLES-LOST .....20-9	22-13	Docherty	12	10	118	11.8	1	29	9.8		
PENALTIES-YDS. (avg) .....81-634 (45.3)	107-910 (65.0)	Braun	14	9	131	14.6	0	34	9.4		
PUNTS-YARDS.....77-2780	71-2887	Davis	13	6	48	8.0	0	21	3.7		
Average Per Punt .....36.1	40.7	Kuhns	14	5	53	10.6	0	20	3.8		
Net punt average.....33.6	33.8	Bernstein	14	5	34	6.8	0	12	2.4		
TIME OF POSSESSION/GAME .....31:06	28:20	Pettus	13	4	52	13.0	0	18	4.0		
3RD-DOWN CONV. (pct) .....67/190 (35.3)	81/205 (39.5)	Smith	13	4	27	6.8	0	12	2.1		
4TH-DOWN CONV. (pct) .....6/16 (37.5)	5/11 (45.5)	White	14	2	7	3.5	0	4	0.5		
SACKS BY-YARDS .....22-136	46-277	Bell, M.	10	1	3	3.0	1	3	0.3		
MISC YARDS .....52	12	Bollinger	13	1	2	2.0	0	2	0.2		
TOUCHDOWNS SCORED.....47	37	<b>TOTAL</b>	<b>14</b>	<b>171</b>	<b>2303</b>	<b>13.5</b>	<b>15</b>	<b>43</b>	<b>164.5</b>		
FIELD GOALS-ATTEMPTS .....15-23 (65.2)	21-24 (87.5)	<b>OPPONENTS</b>	<b>14</b>	<b>237</b>	<b>3139</b>	<b>13.2</b>	<b>22</b>	<b>53</b>	<b>224.2</b>		
PAT-ATTEMPTS .....43-44 (97.7)	31-31 (100.0)										

SCORING	TD	FGs	PAT				DXP	Saf	Pts
			Kick	Rush	Rcv	Pass			
Davis, A.	13	0-0	0-0	0-0	0	0-0	0	0	78
Allen	0	12-19	30-30	0-0	0	0-0	0	0	66
Bollinger	8	0-0	0-0	0-1	0	0-0	0	0	48
Orr	8	0-0	0-0	0-0	0	0-0	0	0	48
Smith	6	0-0	0-0	1-1	0	0-0	0	0	38
Campbell	0	3-4	13-14	0-0	0	0-0	0	0	22
Bernstein	3	0-0	0-0	0-0	0	0-0	0	0	18
Williams, Bra.	3	0-0	0-0	0-0	0	0-0	0	0	18
Charles	2	0-0	0-0	0-0	0	0-0	0	0	12
Bell, M.	1	0-0	0-0	0-0	0	0-0	0	0	6
Tucker, B.J.	1	0-0	0-0	0-0	0	0-0	0	0	6
Docherty	1	0-0	0-0	0-0	0	0-0	0	0	6
Leonhard	1	0-0	0-0	0-0	0	0-0	0	0	6
Sorgi	0	0-0	0-0	0-1	0	0-0	0	0	0
<b>TOTAL</b>	<b>47</b>	<b>15-23</b>	<b>43-44</b>	<b>1-3</b>	<b>0</b>	<b>0-0</b>	<b>0</b>	<b>0</b>	<b>372</b>
<b>OPPONENTS</b>	<b>37</b>	<b>21-24</b>	<b>31-31</b>	<b>0-0</b>	<b>3</b>	<b>3-6</b>	<b>0</b>	<b>0</b>	<b>322</b>

TOTAL OFFENSE	G	Plays	Rush	Pass	Total	Avg/G
Bollinger	13	405	466	1758	2224	171.1
Davis, A.	13	300	1555	0	1555	119.6
Smith	13	110	552	0	552	42.5
Sorgi	11	93	-3	536	533	48.5
Bernstein	14	20	66	0	66	4.7
Daniels	7	10	18	9	27	3.9
Pettus	13	11	26	0	26	2.0
Williams, Bra.	14	2	16	0	16	1.1
Niay	1	2	1	0	1	1.0
Braun	14	1	-2	0	-2	0.1
Morse	14	1	-11	0	-11	-0.8
team		12	-21	0	-21	-2.3
<b>TOTAL</b>	<b>14</b>	<b>967</b>	<b>2663</b>	<b>2303</b>	<b>4966</b>	<b>354.7</b>
<b>OPPONENTS</b>	<b>14</b>	<b>948</b>	<b>2082</b>	<b>3139</b>	<b>5221</b>	<b>372.9</b>

PUNT RETURNS	No.	Yds	Avg	TD	Long
Leonhard	36	434	12.1	1	39
Williams, Bra.	5	36	7.2	0	19
Lewis, A.	1	15	15.0	0	0
Simmons	1	0	0.0	0	0
Braun	0	2	0.0	0	2
<b>TOTAL</b>	<b>43</b>	<b>487</b>	<b>11.3</b>	<b>1</b>	<b>39</b>
<b>OPPONENTS</b>	<b>28</b>	<b>194</b>	<b>6.9</b>	<b>0</b>	<b>35</b>

INTERCEPTIONS	No.	Yds	Avg	TD	Long
Leonhard	11	115	10.5	0	55
Tucker, B.J.	5	67	13.4	1	65
Starks	2	46	23.0	0	39
Watkins	1	11	11.0	0	11
Jones	1	13	13.0	0	13
Williams, Bro.	1	0	0.0	0	0
Timbers	1	0	0.0	0	0
<b>TOTAL</b>	<b>22</b>	<b>252</b>	<b>11.5</b>	<b>1</b>	<b>65</b>
<b>OPPONENTS</b>	<b>8</b>	<b>147</b>	<b>18.4</b>	<b>1</b>	<b>91</b>

KICK RETURNS	No.	Yds	Avg	TD	Long
Williams, Bra.	32	670	20.9	0	46
Pettus	9	161	17.9	0	31
Bernstein	2	20	10.0	0	16
Kuhns	1	1	1.0	0	1
<b>TOTAL</b>	<b>44</b>	<b>852</b>	<b>19.4</b>	<b>0</b>	<b>46</b>
<b>OPPONENTS</b>	<b>45</b>	<b>769</b>	<b>17.1</b>	<b>0</b>	<b>40</b>

PUNTING	No.	Yds	Avg	Long	TB	FC	I20	Bkd
Morse	74	2765	37.4	56	6	19	24	1
Campbell	1	8	8.0	8	0	0	0	0
Allen	1	7	7.0	7	0	0	0	0
team	1	0	0.0	0	0	0	0	0
<b>TOTAL</b>	<b>77</b>	<b>2780</b>	<b>36.1</b>	<b>56</b>	<b>6</b>	<b>19</b>	<b>24</b>	<b>1</b>
<b>OPPONENTS</b>	<b>71</b>	<b>2887</b>	<b>40.7</b>	<b>74</b>	<b>7</b>	<b>7</b>	<b>12</b>	<b>1</b>

DEFENSE	UT	AT	TT	TFL	QBS	PBU	QBH	FR
Aiello	73	32	105	1-12	1-12	1	1	0-0
Leonhard	70	29	99	1-2	0-0	25	1	1-0
Lewis, A.	56	30	86	11-26	1-9	1	6	1-52
Tucker, B.J.	66	10	76	1-2	0-0	12	0	1-0
Mack	39	33	72	6-11	0-0	4	2	0-0
Hawthorne	36	32	68	7-13	2-4	2	12	2-0
Williams, Bro.	47	20	67	1-4	1-4	1	2	0-0
Sprague	35	30	65	9-59	6-53	2	13	2-0
Starks	40	21	61	0-0	0-0	10	0	2-0
James	34	23	57	8-38	4-22	3	17	1-0
McCorison	32	14	46	2-3	0-0	0	0	0-0
Jefferson	22	23	45	2-2	1-1	2	3	1-0
Jones	25	17	42	10-33	5-22	6	8	0-0
Watkins	26	15	41	4-9	0-0	1	0	1-0
Bell, B.	19	14	33	0-0	0-0	2	0	1-0
Welsh	18	14	32	4-11	1-9	1	5	0-0
Brooks	17	14	31	0-0	0-0	0	2	0-0
Timbers	15	12	27	1-1	0-0	1	0	0-0
Goode	9	5	14	0-0	0-0	1	0	0-0
Sanders	8	4	12	0-0	0-0	0	0	0-0
Brown	6	1	7	0-0	0-0	0	0	0-0
Cowans	5	1	6	0-0	0-0	2	0	0-0
Simmons	3	2	5	0-0	0-0	0	0	0-0
Cochart	1	2	3	0-0	0-0	1	0	0-0
Catalano	0	3	3	0-0	0-0	0	0	0-0
Katula	1	2	3	0-0	0-0	0	0	0-0
Kuhns	1	1	2	0-0	0-0	0	0	0-0
Ellestad	1	1	2	0-0	0-0	0	0	0-0
Johnson, B.	1	0	1	0-0	0-0	0	0	0-0
Charles	1	0	1	0-0	0-0	0	0	0-0
Paciotti	1	0	1	0-0	0-0	0	0	0-0
Allen	0	1	1	0-0	0-0	0	0	0-0
Campbell	0	1	1	0-0	0-0	0	0	0-0
Braun	0	1	1	0-0	0-0	0	0	0-0
Lewis, T.	1	0	1	0-0	0-0	0	0	0-0
<b>TOTAL</b>	<b>709</b>	<b>408</b>	<b>1117</b>	<b>68-226</b>	<b>22-136</b>	<b>56</b>	<b>72</b>	<b>13-52</b>
<b>OPPONENTS</b>	<b>632</b>	<b>421</b>	<b>1053</b>	<b>95-385</b>	<b>46-277</b>	<b>39</b>	<b>--</b>	<b>9-12</b>

## 2002 GAME-BY-GAME STATISTICS

TEAM (A.P. RANK)	SCORE	RUSHING ATT.-YD.-TD	PASSING C- A- INT.- TD- Yds.	TOTAL OFFENSE	1ST Dns.	3RD-DN. Conv.	4TH-DN. Conv.	PUNT RET.	PUNT RET.	KICK RET.	FUM. RET.	PEN. RET.	TIME Poss.
Wisconsin (25)	23	57- 198- 2	11- 25- 0- 0- 160	82- 358	25	4- 16 (.250)	0- 0 (----)	5- 30.2	5- 38	0- 0	3- 2	7- 60	40:09
Fresno State	21	19- 34- 0	22- 43- 2- 3- 275	62- 309	15	5- 13 (.385)	0- 1 (.000)	5- 43.6	2- 17	5- 63	2- 2	11- 99	19:51
Wisconsin	27	37- 158- 1	14- 26- 0- 2- 191	63- 349	20	1- 11 (.091)	0- 0 (----)	5- 35.2	5- 60	2- 44	0- 0	9- 56	27:00
at UNLV	7	31- 167- 1	12- 26- 2- 0- 138	57- 305	11	3- 13 (.231)	1- 1 (1.000)	7- 41.7	2- 17	3- 47	4- 3	11- 102	25:19
Wisconsin (25)	34	45- 156- 3	18- 28- 0- 2- 291	73- 447	24	5- 15 (.333)	0- 1 (.000)	7- 38.9	7- 98	2- 30	0- 0	9- 76	32:37
West Virginia	17	39- 180- 2	17- 36- 0- 0- 219	75- 399	17	4- 16 (.250)	0- 1 (.000)	9- 42.9	0- 0	3- 63	3- 1	8- 82	27:23
Wisconsin (22)	24	41- 68- 3	15- 23- 1- 0- 207	64- 275	17	6- 15 (.400)	0- 0 (----)	9- 41.6	4- 31	5- 124	2- 0	4- 40	30:39
Northern Illinois	21	48- 182- 2	18- 33- 2- 0- 273	81- 455	22	5- 15 (.333)	0- 1 (.000)	4- 43.0	0- 0	2- 40	3- 2	6- 50	29:21
Wisconsin (22)	31	47- 260- 3	15- 22- 0- 1- 165	69- 425	21	5- 14 (.357)	1- 1 (1.000)	7- 36.3	3- 59	2- 30	2- 0	7- 50	33:54
Arizona	10	30- 154- 1	14- 32- 2- 0- 138	62- 292	13	5- 16 (.313)	1- 1 (1.000)	7- 30.9	2- 47	3- 43	1- 0	8- 66	26:06
Wisconsin (19)	31	36- 92- 1	15- 25- 1- 2- 217	61- 309	18	8- 15 (.533)	0- 0 (----)	5- 40.6	1- 13	1- 13	1- 0	5- 35	28:38
Penn State (20)	34	36- 149- 3	21- 37- 1- 0- 287	73- 436	23	7- 16 (.438)	0- 0 (----)	2- 31.5	2- 14	3- 56	1- 0	5- 36	31:22
Wisconsin (23)	29	48- 221- 2	13- 25- 1- 1- 121	73- 342	20	6- 15 (.400)	1- 2 (.500)	4- 37.0	2- 0	5- 104	2- 0	6- 55	30:38
at Indiana	32	35- 95- 0	24- 36- 1- 4- 310	71- 405	21	7- 14 (.500)	1- 1 (1.000)	4- 46.5	2- 13	6- 95	2- 1	10- 79	29:22
Wisconsin	14	44- 180- 1	11- 19- 1- 1- 160	63- 340	20	5- 12 (.416)	0- 1 (.000)	5- 35.6	2- 23	3- 62	2- 1	3- 15	27:43
Ohio State (4)	19	44- 178- 0	12- 19- 0- 2- 204	63- 382	14	6- 15 (.400)	0- 1 (.000)	6- 50.2	1- (-1)	2- 26	0- 0	5- 40	32:17
Wisconsin	42	56- 313- 3	10- 19- 0- 3- 135	75- 448	23	4- 11 (.364)	0- 2 (.000)	3- 40.3	2- 4	2- 42	0- 0	2- 29	33:44
at Michigan State	24	38- 159- 0	15- 27- 2- 3- 206	65- 365	21	7- 15 (.467)	1- 2 (.500)	5- 36.4	2- (-3)	6- 142	1- 1	10- 96	26:06
Wisconsin	3	33- 78- 0	11- 30- 2- 0- 137	63- 215	14	6- 16 (.375)	0- 1 (.000)	8- 36.3	2- 10	3- 72	1- 0	6- 40	27:25
at Iowa (9)	20	37- 130- 0	17- 30- 0- 2- 275	67- 405	19	6- 14 (.429)	0- 0 (----)	6- 38.8	6- 21	1- 9	1- 0	8- 64	32:35
Wisconsin	20	39- 135- 2	13- 24- 1- 0- 162	63- 297	13	2- 13 (.154)	1- 2 (.500)	5- 37.2	0- 0	4- 44	1- 1	6- 36	27:04
Illinois	37	43- 185- 0	22- 34- 3- 4- 319	77- 504	26	7- 15 (.467)	0- 0 (----)	1- 50.0	3- 44	1- 25	2- 2	4- 30	32:56
Wisconsin	14	43- 195- 1	7- 20- 0- 0- 60	63- 255	15	4- 13 (.308)	0- 1 (.000)	7- 31.4	5- 97	4- 59	1- 1	4- 20	30:16
at Michigan (12)	21	36- 216- 2	19- 28- 2- 1- 136	64- 352	17	7- 14 (.500)	0- 0 (----)	6- 37.7	2- 7	3- 39	1- 1	5- 39	29:44
Wisconsin	49	68- 416- 6	6- 12- 0- 1- 134	80- 550	29	6- 10 (.600)	1- 2 (.500)	2- 13.5	2- 24	7- 144	2- 1	7- 58	34:59
Minnesota	31	36- 130- 2	15- 33- 2- 1- 282	69- 412	20	6- 13 (.462)	0- 1 (.000)	3- 39.0	1- 10	4- 72	0- 0	7- 56	25:01
Wisconsin	31	51- 193- 2	12- 24- 1- 2- 163	75- 356	21	5- 14 (.357)	2- 3 (.667)	5- 36.0	3- 30	4- 84	3- 3	6- 64	30:37
Colorado (14)	28	44- 123- 1	9- 18- 3- 2- 77	62- 200	13	6- 16 (.375)	1- 1 (1.000)	6- 40.8	3- 8	3- 49	1- 0	9- 71	29:23



## 2002 STARTERS BY GAME

## Offense

Player	Fres.	UNLV	WVU	N. Ill.	Ariz.	Penn St.	Ind.	Ohio St.	Mich. St.	Iowa	Illinois	Mich.	Minn.	Colo.
QB	Bollinger	Bollinger	Bollinger	Bollinger	Bollinger	Bollinger	Bollinger	Bollinger	Bollinger	Bollinger	Sorgi	Bollinger	Bollinger	Bollinger
RB	A. Davis	A. Davis	A. Davis	A. Davis	A. Davis	A. Davis	A. Davis	A. Davis	A. Davis	A. Davis	Smith	A. Davis	A. Davis	A. Davis
FB	Paciotti*	Kuhns	Paciotti*	Bernstein	Bernstein	Bernstein	Bernstein	Bernstein	B. Williams#	Bernstein	Bernstein	Bernstein	Kuhns	Bernstein
FL	Charles	Charles	Charles	B. Williams	B. Williams	M. Bell*	B. Williams	Charles	Charles	Charles	B. Williams	B. Williams	Braun	Charles
SE	Orr	Paciotti*	Orr	Orr	Orr	Orr	Orr	Orr	Orr	Orr	Orr	Orr	Orr	Orr
TE	Docherty	Docherty	Docherty	Docherty	Docherty	Docherty	Braun**	Paciotti	Paciotti	Paciotti	Paciotti	Paciotti	Paciotti	Paciotti
LT	B. Johnson	B. Johnson	B. Johnson	B. Johnson	B. Johnson	B. Johnson	B. Johnson	B. Johnson	B. Johnson	B. Johnson	B. Johnson	B. Johnson	B. Johnson	B. Johnson
LG	Barrett	Buenning	Barrett	Buenning	Buenning	Buenning	Buenning	Buenning	Buenning	Buenning	Buenning	Buenning	Buenning	Buenning
C	A. Johnson	A. Johnson	A. Johnson	A. Johnson	A. Johnson	A. Johnson	A. Johnson	A. Johnson	A. Johnson	A. Johnson	A. Johnson	A. Johnson	A. Johnson	A. Johnson
RG	Clinkscale	Clinkscale	Clinkscale	Clinkscale	Clinkscale	Clinkscale	Clinkscale	Clinkscale	Clinkscale	Raiola	Clinkscale	Clinkscale	Clinkscale	Clinkscale
RT	Jowers	Jowers	Jowers	Jowers	Jowers	Jowers	Jowers	Jowers	Jowers	Jowers	Jowers	Jowers	Jowers	Jowers

\*two tight end formation

#three receiver formation

## Defense

Player	Fres.	UNLV	WVU	N. Ill.	Ariz.	Penn St.	Ind.	Ohio St.	Mich. St.	Iowa	Illinois	Mich.	Minn.	Colo.
LE	Sprague	Sprague	Sprague	Sprague	Sprague	Sprague	Sprague	Sprague	Sprague	Sprague	Sprague	Sprague	Sprague	Sprague
LT	Hawthorne	Hawthorne	Hawthorne	Hawthorne	Hawthorne	Hawthorne	Hawthorne	Hawthorne	Hawthorne	Hawthorne	Hawthorne	Hawthorne	Hawthorne	Hawthorne
RT	Jefferson	Jefferson	Jefferson	Jefferson	Jefferson	Jefferson	Jefferson	Jones	Jones	Jefferson	Jefferson	Jefferson	Jefferson	Jefferson
RE	James	James	James	James	James	James	James	James	James	James	James	Jones	James	James
LB	B. Williams	B. Williams	A. Lewis	A. Lewis	A. Lewis	A. Lewis	A. Lewis	B. Williams	B. Williams	B. Williams	B. Williams	McCorison	A. Lewis	A. Lewis
LB	Mack	Mack	Mack	Mack	Mack	Mack	McCorison	McCorison	McCorison	A. Lewis	A. Lewis	A. Lewis	Mack	Mack
OLB	Timbers	Timbers	Timbers	Timbers	Timbers	Timbers	Timbers	Welsh*	Watkins	Watkins	Watkins	Watkins	Watkins	Watkins
LC	Starks	Starks	Starks	Starks	Starks	Starks	Starks	Starks	Starks	Starks	Starks	Starks	Starks	Starks
SS	Leonhard	Leonhard	Leonhard	Leonhard	Leonhard	Leonhard	Leonhard	Leonhard	Leonhard	Leonhard	Leonhard	Leonhard	Leonhard	Leonhard
FS	Aiello	Bell	Aiello	Aiello	Aiello	Aiello	Aiello	Bell	Aiello	Aiello	Aiello	Aiello	Aiello	Aiello
RC	Tucker	Tucker	Tucker	Tucker	Tucker	Tucker	Tucker	Tucker	Tucker	Tucker	Tucker	Tucker	Tucker	Tucker

\*fifth lineman

## 2002 UW PLAYERS OF THE WEEK

OPPONENT	OFFENSE	DEFENSE	SPECIAL TEAMS	SCOUT OFFENSE	SCOUT DEFENSE
Fresno State	A. Davis	Leonhard	Morse	Hollins	Joran
at UNLV	Orr	Sprague	McCorison	Hollins	Lang
West Virginia	Bollinger	Jefferson	Leonhard	Niay	Widuch
Northern Illinois	Braun	Starks	Morse	Wood	Clemens
Arizona	Bollinger	Tucker	A. Lewis	Hampton	Maiava
Penn State	B. Williams	Aiello	Leonhard	Stanley	Sylvain
at Indiana	A. Davis	Jones	Allen	Nellis	Jonjak
Ohio State	A. Davis	Sprague	Leonhard	Harper	Widuch
at Michigan State	Bollinger	James	Sprague	Stellmacher	Cummings
at Iowa	Orr	A. Lewis	B.J. Tucker	Lawrence	Clemens
Illinois	Smith	Leonhard	Simmons	Childs	Gorman
at Michigan	A. Davis	Starks	Leonhard	Nieforth	Ovadal
Minnesota	Bollinger / A. Davis	Leonhard	B. Williams	Holzbauer	Maiava

## 2002 GAME-BY-GAME OFFENSE

## Rushing by game (Attempts-yards-TDs)

OPPONENT	BERNSTEIN	BOLLINGER	BRAUN	DAVIS	NIAY	PETTUS	SMITH	SORGI	B. WILLIAMS
Fresno State	5-23-2	12-(-5)-0		36-184-0	DNP	2-(-2)-0	DNP		
at UNLV	DNP	10-39-0		20-81-0	DNP		7-38-1		
West Virginia	3-6-1	5-18-0		19-75-1	2-1-0	4-14-0	9-38-1	2-5-0	
Northern Illinois	3-11-0	20-(-9)-2		14-49-1	DNP		2-8-0		1-10-0
Arizona	3-5-0	9-68-1		16-110-2	DNP	4-9-0	13-60-0	2-8-0	
Penn State	1-2-0	17-(-4)-1		11-46-0	DNP		6-42-0		1-6-0
at Indiana		13-72-0	1-(-2)-0	18-108-1	DNP		11-53-1	5-(-10)-0	
Ohio State	2-8-0	6-(-10)-0		25-144-1	DNP		7-41-0	3-8-0	
at Michigan State	1-0-0	8-58-2		29-170-0	DNP		14-110-1	1-(-18)-0	
at Iowa		6-6-0		16-34-0	DNP		4-14-0	3-6-0	
Illinois	2-11-0	DNP		DNP	DNP	1-5-0	28-122-2	7-(-2)-0	
at Michigan		16-39-0		26-154-1	DNP		1-2-0		
Minnesota		18-112-1		45-301-5	DNP		3-9-0		
vs. Colorado		20-82-1		25-99-1	DNP		5-15-0		

Career Bests (based upon yardage): Matt Bernstein (23 vs. Fresno State, 2002); Brooks Bollinger (127 vs. Minnesota, 2000); Anthony Davis (301 vs. Minnesota, 2002); Aaron Niay (1 vs. West Virginia, 2002); Jerone Pettus (82 vs. Indiana, 2001); Matt Schabert (14 vs. Michigan State, 2001); Dwayne Smith (122 vs. Illinois, 2002); Jim Sorgi (47 vs. Indiana, 2000); Brandon Williams (10 vs. Northern Illinois, 2002)

## Receiving by game (Receptions-yards-TDs)

OPPONENT	BELL	BERNSTEIN	BRAUN	CHARLES	A. DAVIS	DOCHERTY	ORR	PETTUS	SMITH	WHITE	B. WILLIAMS
Fresno State	DNP			2-21-0	1-1-0	3-35-0	2-41-0				3-62-0
at UNLV	DNP			3-20-0		2-12-1	7-150-1				1-0-0
West Virginia			2-33-0	1-6-0	3-30-0		5-94-2			1-3-0	6-125-0
Northern Illinois		1-12-0	4-56-0	DNP		3-53-0	1-22-0	2-35-0		1-4-0	3-25-0
Arizona		1-1		1-25-0		1-11-0	7-90-1				5-38-0
Penn State				3-54-0	1-14-0	1-7-0	4-62-1		2-23-0		4-57-1
at Indiana			3-42-0			DNP	2-30-1	1-7-0	1-0-0		6-42-0
Ohio State		1-5-0		3-30-0			4-107-1				2-16-0
at Michigan State	1-3-1			3-51-0		DNP	4-63-1				2-18-1
at Iowa	DNP			1-6-0	1-3-0		6-83-0				3-45-0
Illinois				1-16-0	DNP		3-50-0	1-10-0			7-83-0
at Michigan		1-7-0		1-15-0			1-14-0				3-20-0
Minnesota				1-12-1			1-36-0				2-49-0
vs. Colorado		1-9-0		5-67-1					1-4-0		5-83-1

Career Bests (based upon yardage): Mark Bell (3 at Michigan State, 2002); Matt Bernstein (12 vs. Northern Illinois, 2002); Brooks Bollinger (26 at Penn State, 2001); David Braun (56 vs. Northern Illinois, 2002); Darrin Charles (67 vs. Colorado, 2002); Anthony Davis (30 vs. West Virginia, 2002); Bob Docherty (53 vs. Northern Illinois, 2002); Russ Kuhns (4 at Michigan, 2002); Jonathan Orr (150 at UNLV, 2002); Lee Evans (228 vs. Michigan State, 2001); Jerone Pettus (35 vs. Northern Illinois, 2002); Smith (23 vs. Penn State, 2002); Brandon White (4 vs. Northern Illinois, 2002); Brandon Williams (125 vs. West Virginia, 2002)

## Passing by game (Comp.-Att.-Pct.-Yards-TDs-Interceptions)

OPPONENT	BOLLINGER					SORGI					DANIELS				
	PC-PA	Pct.	Yds.	TD	INT.	PC-PA	Pct.	Yds.	TD	INT.	PC-PA	Pct.	Yds.	TD	INT.
Fresno State	11-25	.440	160	0	0	DNP					DNP				
at UNLV	12-24	.500	157	2	0	2-2	1.000	34	0	0	DNP				
West Virginia	14-20	.700	218	2	0	4-8	.500	73	0	0	DNP				
Northern Illinois	15-23	.652	207	0	1	DNP					DNP				
Arizona	13-19	.684	127	1	0	2-3	.667	38	0	0	DNP				
Penn State	15-25	.600	217	2	1	DNP					DNP				
at Indiana	11-23	.478	113	1	1	2-2	1.000	8	0	0	DNP				
Ohio State	3-3	1.000	21	0	0	7-15	.467	137	1	1	1-1	1.000	2	0	0
at Michigan State	10-18	.556	135	3	0	DNP					DNP				
at Iowa	2-9	.222	46	0	0	8-17	.471	84	0	1	1-4	.250	7	0	1
Illinois	DNP					13-23	.565	162	0	0	0-1	.000	0	0	1
at Michigan	7-20	.350	60	0	0	DNP					DNP				
Minnesota	6-12	.500	134	1	0	DNP					DNP				
vs. Colorado	12-24	.500	163	2	1	DNP					DNP				

Career Bests (based upon yardage): Brooks Bollinger (292 vs. Iowa, 2000); Owen Daniels (7 at Iowa, 2002); Jim Sorgi (246 vs. Fresno State, 2001); Matt Schabert (177 vs. Michigan State, 2001)

## 2002 GAME-BY-GAME DEFENSE

## Tackles by game (Solos-Assists-Total)


PLAYER	FRES.	UNLV	WVU	N. ILL.	ARIZ.	PENN. ST.	IND.	OHIO ST.	MICH. ST.	IOWA	ILLINOIS	MICH.	MINN.	COLO.
Aiello	5-4-9	2-0-2	4-1-5	5-2-7	2-2-4	4-2-6	0-1-1	3-3-6	15-3-18	14-1-15	4-4-8	9-3-12	3-1-4	3-5-8
Allen														0-1-1
Bell, B.	2-0-2	5-2-7	2-1-3	2-1-3	3-1-4	0-3-3		4-6-10		1-0-1				
Braun										0-1-1				
Brooks	1-2-3			1-0-1	2-2-4	2-0-2	2-1-3		3-3-6	1-0-1	2-1-3	1-1-2	2-4-6	
Brown	1-1-2						1-0-1		1-0-1			1-0-1	1-0-1	1-0-1
Catalano														0-3-3
Charles						1-0-1								
Cochart			0-1-1						0-1-1					
Cowans				1-0-1					3-0-3	1-0-1			0-1-1	
Ellestad		1-0-1	0-1-1											
Goode		1-0-1			2-0-2	0-1-1	2-2-4		1-1-2		1-0-1	1-0-1	1-0-1	0-1-1
Hawthorne	0-2-2	3-3-6	4-3-7	5-4-9	0-2-2	2-0-2	0-2-2	1-3-4	3-2-5	5-1-6	4-1-5	3-1-4	1-2-3	3-5-8
James	4-2-6	3-2-5	4-1-5	3-2-5	2-1-3	3-2-5	6-3-9	2-1-3	3-1-4		0-1-1	0-2-2	2-1-3	2-3-5
Jefferson	0-2-2	1-3-4	3-3-6	2-1-3	2-3-5	2-1-3	3-0-3	2-1-3	0-1-1	0-1-1	1-1-2	0-3-3	1-2-3	1-2-3
Jones	1-1-2	0-2-2	2-0-2	5-1-6		2-0-2	4-1-5	1-2-3	3-1-4	2-3-5	2-1-3	1-1-2	1-1-2	1-3-4
Katula		1-0-1								0-2-2				
Kuhns											0-1-1			1-0-1
Leonhard	4-2-6	5-2-7	6-1-7	7-2-9	3-3-6	6-4-10	7-2-9	4-2-6	6-0-6	9-1-10	4-2-6	6-1-7	2-2-4	1-5-6
Lewis, A.	2-0-2	1-2-3	3-1-4	6-4-10	6-4-10	4-1-5	2-1-3		2-1-3	11-2-13	10-3-13	5-5-10	0-1-1	4-5-9
Lewis, T.							1-0-1							
Mack	5-4-9	6-3-9	3-4-7	5-3-8	9-4-13	6-4-10							2-5-7	3-6-9
McCorison	1-0-1	2-1-3		1-0-1	3-1-4	3-1-4	6-0-6	4-5-9	2-2-4		2-0-2	5-3-8	2-1-3	1-0-1
Paciotti														1-0-1
Sanders	2-1-3		1-1-2		0-1-1	1-0-1		1-0-1	1-0-1			2-1-3		
Simmons	1-0-1	1-0-1									1-0-1	0-1-1		0-1-1
Sprague		5-2-7	3-3-6	2-4-6	2-2-4	2-1-3	5-4-9	4-1-5	2-1-3	3-4-7	3-1-4	3-3-6	1-0-1	0-3-3
Starks	1-0-1	2-2-4	2-1-3	4-2-6	1-0-1	4-0-4	2-1-3	3-2-5	0-1-1	2-4-6	6-1-7	6-1-7	7-0-7	0-6-6
Timbers	3-1-4	1-2-3	2-0-2	1-3-4	2-1-3	4-4-8	2-1-3							
Tucker, B.J.	2-0-2	3-0-3	3-1-4	4-1-5	5-1-6	5-0-5	12-1-13	2-1-3	7-1-8	4-1-5	8-1-9	7-1-8	3-0-3	1-1-2
Watkins				3-2-5				7-2-9	1-0-1	2-0-2	5-2-7	3-1-4	4-4-8	1-4-5
Welsh	2-0-2	0-1-1	1-2-3		3-3-6	1-0-1	2-2-4	3-1-4	1-0-1	1-0-1	1-0-1	0-1-1	0-1-1	1-2-3
Williams, Bro.	3-2-5	2-4-6	5-0-5	4-1-5	4-1-5	2-1-3	6-2-8	7-4-11	3-1-4	4-1-5	7-3-10			

## Tackles for loss by game (Number-Yards)


PLAYER	FRES.	UNLV	WVU	N. ILL.	ARIZ.	PENN. ST.	IND.	OHIO ST.	MICH. ST.	IOWA	ILLINOIS	MICH.	MINN.	COLO.
Aiello				1-12										
Hawthorne		1-1		4-9		1-1							1-1	1-2
James	1-9			1-8		2-6	2-5	1-6						1-4
Jefferson					1-1			1-1					1-1	
Jones				4-17			2-8	1-2	1-4					2-2
Leonhard									1-2					
Lewis, A.			1-2	1-1	2-3	1-1				4-16		1-2		1-1
Mack	1-4			2-3										3-4
McCorison												1-1	1-2	
Sprague		1-5	1-9	1-1			2-17		2-11	1-12	1-4			
Timbers			1-1											
Tucker, B.J.									1-2					
Watkins											1-1		3-8	
Welsh	1-9		1-1		1-1									
Williams, Bro.								1-4						

QB sacks (No.-Yds.): Aiello (1-12 vs. Northern Illinois); Hawthorne (1-1 at UNLV, 1-3 vs. Northern Illinois); James (1-8 vs. Northern Illinois, 1-4 vs. Penn State, 1-4 at Indiana, 1-6 vs. Ohio State); Jefferson (1-1 vs. Ohio State); Jones (2-10 vs. Northern Illinois, 2-8 at Indiana, 1-4 at Michigan State); A. Lewis (1-9 at Iowa); Sprague (1-5 at UNLV, 1-9 vs. West Virginia, 2-17 at Indiana, 2-11 at Michigan State, 1-12 at Iowa); Welsh (1-9 vs. Fresno State); Brod. Williams (1-4 vs. Ohio State)


## 2002 GAME-BY-GAME SPECIAL TEAMS



R.J. Morse



Mike Allen



Brandon Williams



Jim Leonhard

**Punting (Att.-yds.-avg.)**

OPPONENT	MORSE	CAMPBELL ALLEN
Fresno State	4- 143- 35.8	1- 8- 8.0
at UNLV	5- 176- 35.2	
West Virginia	7- 272- 38.9	
Northern Illinois	9- 374- 41.6	
Arizona	7- 254- 36.3	
Penn State	5- 203- 40.6	
at Indiana	4- 148- 37.0	
Ohio State	5- 178- 35.6	
at Michigan State	3- 121- 40.3	
at Iowa	8- 290- 36.3	
Illinois	5- 186- 37.2	
at Michigan	6- 213- 35.5	1- 7- 7.0
Minnesota	1- 27- 27.0	
vs. Colorado	5- 180- 36.0	

Career Bests (longest punt): R.J. Morse (68 at Illinois, 2001); Scott Campbell (8 vs. Fresno State, 2002)

**Field Goals (Made underlined>**

OPPONENT	ALLEN	CAMPBELL
Fresno State	49, <u>27</u> , <u>35</u> , <u>34</u>	
at UNLV	41, 47, <u>43</u> , 30	<u>42</u>
West Virginia		<u>32</u>
Northern Illinois		<u>29</u>
Arizona		<u>32</u>
Penn State	<u>48</u>	
at Indiana	<u>34</u> , <u>26</u> , <u>44</u>	
Ohio State		
at Michigan State	<u>48</u>	
at Iowa	<u>26</u>	
Illinois	<u>20</u> , <u>44</u> , <u>42</u>	
at Michigan	<u>27</u>	
Minnesota		
vs. Colorado	<u>37</u>	

Career Bests (longest field goal): Allen (50 vs. Fresno State, 2001); Campbell (42 at UNLV, 2002)

**Kickoff Returns (Att.-yds.-avg.)**

OPPONENT	BERNSTEIN	PETTUS	B. WILLIAMS
Fresno State			
at UNLV		2- 44- 22.0	
West Virginia		2- 30- 15.0	
Northern Illinois	1- 16- 16.0	2- 33- 16.5	2- 75- 37.5
Arizona			2- 30- 15.0
Penn State			1- 13- 13.0
at Indiana			5- 104- 20.8
Ohio State			3- 62- 20.7
at Michigan State			2- 42- 21.0
at Iowa			3- 72- 24.0
Illinois	1- 4- 4.0	1- 1- 1.0	2- 39- 19.5
at Michigan			4- 59- 14.8
Minnesota			6- 143- 23.8
vs. Colorado		2- 53- 26.5	2- 31- 15.5

Career Bests (longest kick return): Bernstein (16 vs. Northern Illinois, 2002); Pettus (31 vs. Colorado, 2002); B. Williams (46 vs. Northern Illinois, 2002); Kuhns (1 vs. Minnesota, 2002)

**Punt Returns (Att.-yds.-avg.)**

OPPONENT	LEONHARD	B. WILLIAMS
Fresno State	5- 38- 7.6	
at UNLV	5- 60- 12.0	
West Virginia	7- 98- 14.0	
Northern Illinois	3- 29- 9.7	1- 2- 2.0
Arizona	2- 42- 21.0	
Penn State	1- 13- 13.0	
at Indiana		
Ohio State	2- 23- 11.5	
at Michigan State	2- 4- 2.0	
at Iowa	1- 10- 10.0	
Illinois		
at Michigan	5- 97- 19.4	
Minnesota	2- 24- 12.0	
vs. Colorado	1- (-4) - 0.0	2- 34- 17.0

Career Bests (longest punt return): Leonhard (39 (TD) at Michigan, 2002); B. Williams (19 vs. Colorado, 2002)

## 2002 MISCELLANEOUS STATISTICS

## ■ LONG PLAYS

Scrimmage plays that gained at least 25 yds.

Type	UW	Opp.
Runs	12	10
Passes	24	31

## Yds. Description

71	Run, A. Davis vs. Minnesota (TD)
43	Pass, Bollinger to Orr vs. W. Virginia (TD)
42	Pass, Sorgi to Orr vs. Ohio State
42	Pass, Sorgi to Orr vs. Ohio State (TD)
41	Run, A. Davis vs. Ohio State (TD)
41	Pass, Bollinger to B. Williams vs. Fresno State
40	Run, A. Davis at Michigan State
39	Run, Smith at Michigan State
39	Run, Bollinger vs. Arizona
39	Pass, Bollinger to Orr at UNLV
38	Pass, Bollinger to B. Williams vs. Minnesota
37	Pass, Bollinger to Orr at UNLV (TD)
36	Pass, Bollinger to Orr vs. Minnesota
36	Pass, Sorgi to B. Williams vs. W. Virginia
34	Pass, Bollinger to Braun at Indiana
33	Run, Smith at Michigan State (TD)
33	Run, Bollinger at Michigan State
33	Pass, Bollinger to Orr vs. Fresno State
32	Pass, Bollinger to B. Williams vs. Colorado
29	Pass, Bollinger to B. Williams at Iowa
29	Pass, Bollinger to B. Williams vs. Penn State
29	Run, A. Davis vs. Arizona
29	Pass, Sorgi to Orr vs. Arizona
29	Pass, Bollinger to Docherty vs. Northern Illinois
28	Pass, Bollinger to Charles vs. Colorado
28	Run, Bollinger vs. Minnesota
28	Pass, Bollinger to Orr vs. Penn State (TD)
27	Pass, Bollinger to B. Williams vs. Colorado
27	Pass, Bollinger to Charles at Michigan State
27	Run, Bollinger vs. Northern Illinois
26	Run, A. Davis at Michigan
26	Pass, Bollinger to Orr at Michigan State
25	Run, A. Davis vs. Minnesota (TD)
25	Pass, Sorgi to B. Williams vs. Illinois
25	Pass, Bollinger to Charles vs. Arizona
25	Pass, Bollinger to B. Williams vs. W. Virginia

## ■ LONGEST UW ...

Rush: 71, A. Davis vs. Minnesota  
 Pass: 43, Bollinger to Orr vs. West Virginia  
 Punt Return: 39, Leonhard at Michigan  
 Kick Return: 46, Brandon Williams vs. N. Illinois  
 Int. Return: 65, Tucker vs. Penn State  
 Punt: 56, Morse vs. Penn State  
 Field Goal: 48, Allen vs. Penn State

## 2002 Wisconsin Scoring Drives

## FRESNO STATE

Qtr.	Plays	Yds.	Time	Scoring Play
2	1	1	0:03	Bernstein 1 run
2	10	69	5:06	Allen 27 FG
3	12	65	5:34	Bernstein 3 run
4	8	50	3:30	Allen 35 FG
4	13	64	6:50	Allen 34 FG

## UNLV

Qtr.	Plays	Yds.	Time	Scoring Play
2	1	37	0:07	Orr 37 rec.
2	2	9	0:43	Docherty 8 rec.
2	8	55	2:48	Allen 43 FG
2	5	55	1:16	Smith 2 run
4	10	47	4:42	Campbell 42 FG

## WEST VIRGINIA

Qtr.	Plays	Yds.	Time	Scoring Play
1	4	57	2:03	Orr 19 rec.
2	8	72	4:01	Smith 4 run
2	7	60	1:47	A. Davis 6 run
2	3	61	0:57	Orr 43 rec.
2	5	79	1:21	Bernstein 2 run

## NORTHERN ILLINOIS

Qtr.	Plays	Yds.	Time	Scoring Play
2	9	58	3:48	Bollinger 1 run
2	4	46	0:33	Campbell 29 FG
3	3	18	1:26	A. Davis 9 run
4	6	50	0:52	Bollinger 2 run

## ARIZONA

Qtr.	Plays	Yds.	Time	Scoring Play
2	7	74	2:49	A. Davis 6 run
2	1	3	0:04	A. Davis 3 run
2	10	96	4:50	Orr 17 rec.
2	8	21	2:39	Campbell 32 FG
3	15	80	8:31	Bollinger 1 run

## PENN STATE

Qtr.	Plays	Yds.	Time	Scoring Play
2	9	80	4:23	Bollinger 5 run
3	13	80	6:33	B. Williams 7 rec.
4	8	32	2:27	Allen 48 FG
4	7	65	1:38	Orr 28 rec.

## INDIANA

Qtr.	Plays	Yds.	Time	Scoring Play
1	4	5	1:27	Allen 34 FG
1	12	70	4:18	Allen 26 FG
2	10	26	5:14	Allen 44 FG
2	5	64	1:03	Orr 23 rec.
3	12	85	4:54	A. Davis 8 run
3	2	8	0:11	Smith 1 run

## OHIO STATE

Qtr.	Plays	Yds.	Time	Scoring Play
1	3	66	0:51	A. Davis 41 run
2	7	79	2:15	Orr 42 rec.

## MICHIGAN STATE

Qtr.	Plays	Yds.	Time	Scoring Play
1	6	68	1:44	Bollinger 1 run
1	6	46	2:27	Bollinger 7 run
1	9	80	2:50	M. Bell 3 rec.
2	6	62	0:32	B. Williams 9 rec.
3	5	65	2:03	Smith 33 run
4	12	79	7:01	Orr 23 rec.

## IOWA

Qtr.	Plays	Yds.	Time	Scoring Play
2	11	72	4:24	Allen 26 FG

## ILLINOIS

Qtr.	Plays	Yds.	Time	Scoring Play
1	12	77	4:48	Allen 20 FG
2	1	6	0:06	Smith 6 run
2	7	17	2:24	Allen 44 FG
3	4	10	2:13	Smith 1 run

## MICHIGAN

Qtr.	Plays	Yds.	Time	Scoring Play
2	6	54	3:03	A. Davis 2 run


## MINNESOTA

Qtr.	Plays	Yds.	Time	Scoring Play
1	8	66	4:14	A. Davis 4 run
2	12	74	5:22	Charles 12 rec.
2	12	58	3:47	A. Davis 1 run
3	3	38	0:50	A. Davis 25 run
4	7	75	2:09	Bollinger 1 run
4	11	75	5:35	A. Davis 2 run
4	3	80	1:01	A. Davis 71 run

## COLORADO

Qtr.	Plays	Yds.	Time	Scoring Play
1	3	19	1:08	A. Davis 4 run
2	6	45	3:04	B. Williams 10 rec.
2	7	29	2:12	Charles 7 rec.
4	10	80	1:34	Bollinger 1 run
OT	4	5	0:00	Allen 37 FG

## 2002 GAME REVIEWS

**Wisconsin 23  
Fresno State 21****August 23 • Camp Randall Stadium • Madison, Wis.****Anthony Davis**

MADISON — A total team effort allowed the Badgers to erase three different Fresno State leads and defeat the Bulldogs, 23-21, in the season-opener for both schools.

Game MVP Anthony Davis rushed for 184 yards, strong safety Jim Leonhard intercepted two passes, the Badger defense held the Bulldogs to 34 yards rushing and sophomore Mike Allen kicked three field goals, including the game-winning, 34-yarder with 2:05 left to play.

The Bulldogs, who rolled up 275 yards through the air, got on the board first when QB Jeff Grady hit All-American Bernard Berrian with a 22-yard touchdown pass with 4:29 left in the first quarter.

Wisconsin's next drive stalled, but the Badgers' Jake Sprague recovered a fumble on the ensuing Bulldog possession, giving Wisconsin a first down at the Fresno State 1-yard line. Freshman Matt Bernstein scored his first career touchdown on the next play. Allen added his first field goal of the game with 4:02 left in the second quarter and the Badgers went to the half leading 10-7.

Grady opened the third-quarter scoring by putting the Bulldogs back ahead with an 8-yard touchdown pass to Adam Jennings. Wisconsin again responded, however, as Bernstein culminated a 12-play, 65-yard drive with his second touchdown of the game (this time a 3-yard run). Allen's second field goal gave the UW a 20-14 lead with 11:50 remaining to play in the game.

Grady's third touchdown strike of the game, a 23-yard pass to Alec Greco at 9:01, followed an Anthony Davis fumble and gave the Bulldogs a 21-20 edge. But Wisconsin's ensuing drive, a 13-play, 64-yard march that consumed 6:56, ended with Allen's game-winner.

Wisconsin dominated the game's ball possession (40:09-19:51), running 20 more plays than the Bulldogs.

**GAME STATS**

Score by Qtrs.	1	2	3	4	F
Fresno State	7	0	7	7	21
Wisconsin	0	10	7	6	23

**1st Quarter**

FSU, 4:29: Berrian 22 pass from Grady (Asparuhov kick)

**2nd Quarter**

WIS, 14:06: Bernstein 1 run (Allen kick); WIS, 4:02: Allen 27 FG

**3rd Quarter**

FSU, 11:46: Jennings 8 pass from Grady (Asparuhov kick); WIS, 6:08: Bernstein 3 run (Allen kick)


**4th Quarter**

WIS, 11:50: Allen 35 FG; FSU, 9:01: Greco 23 pass from Grady (Asparuhov kick); WIS, 2:05: Allen 34 FG

Team Statistics	FSU	WIS
First downs	15	25
Rushes-Yds.	19-34	57-198
Passing Yds.	275	160
Comp-Att-Int	22-43-2	11-25-0
Total Yds.	309	358
Punts-Avg.	5-43.6	5-30.2
Penalties-Yds.	11-99	7-60
Fumbles-Lost	2-2	3-2
Sacks By	6-28	0-0
3rd downs	5-13	4-16

**Individual Statistical Leaders**

RUSHING: UW, A. Davis 36-184; Bernstein 5-23; FSU, Rivera 8-21, R. Davis 8-19. PASSING: UW, Bollinger 11-25-0-160; FSU, Grady, 21-42-2-262; Pinegar, 1-1-0-13. RECEIVING: UW, Bra. Williams 3-62; Orr 2-41; FSU, M. Davis 6-69, Rivera 6-58, Berrian 2-54.

**Wisconsin 27  
UNLV 7****August 31 • Sam Boyd Stadium • Las Vegas, Nev.****Jonathan Orr****GAME STATS**

Score by Qtrs.	1	2	3	4	F
Wisconsin	0	24	0	3	27
UNLV	0	7	0	0	7

**1st Quarter**

None

**2nd Quarter**

WIS, 11:45: Orr 37 pass from Bollinger (Allen kick); WIS, 10:16: Docherty 8 pass from Bollinger (Allen kick); WIS, 6:10: Allen 43 FG; WIS, 2:19: Smith 2 run (Allen kick); UNLV, 0:56: Haro 15 run (Pieffer kick)

**3rd Quarter**

None

**4th Quarter**

WIS, 7:57: Campbell 42 FG

Team Statistics	WIS	UNLV
First downs	20	11
Rushes-Yds.	37-158	31-167
Passing Yds.	191	138
Comp-Att-Int	14-26-0	12-26-2
Total Yds.	349	305
Punts-Avg.	5-35.2	7-41.7
Penalties-Yds.	9-56	11-102
Fumbles-Lost	0-0	4-3
Sacks By	2-6	2-13
3rd downs	1-11	3-13

**Individual Statistical Leaders**

RUSHING: UW, A. Davis 20-81; Bollinger 10-39; Smith 7-38; UNLV, Thomas 10-83, Haro 7-34. PASSING: UW, Bollinger 12-24-0-157, Sorgi 2-2-0-34; UNLV, Thomas 12-26-2-138. RECEIVING: UW, Orr 7-150, Charles 3-20; UNLV, Johnson 4-45, Costa 2-39.

LAS VEGAS — The Wisconsin defense forced five turnovers and the Badgers exploded for 24 second-quarter points in a 27-7 victory that ended prematurely with 7:41 left in the fourth quarter when a power outage in the area darkened the lights at Sam Boyd Stadium.

UNLV had taken over possession of the ball after a 42-yard field goal by Wisconsin's Scott Campbell had given the Badgers their 27-7 lead. A transformer went out in the area, causing a stoppage in the action. Game officials and coaches called the contest after several minutes as both teams waited on the field in the darkness.

Wisconsin opened the game by registering a turnover on each of UNLV's first three possessions, but the Badger offense had nothing to show for those efforts. Finally, after recovering a fumble at the Rebel 37-yard line, Brooks Bollinger hit Jonathan Orr with a 37-yard touchdown pass for a 7-0 lead. UNLV then fumbled at its own 9-yard line on its next possession and Bollinger connected moments later on an 8-yard touchdown pass to Bob Docherty.


Wisconsin added a 43-yard field goal from Mike Allen and a 2-yard touchdown run by Dwayne Smith for a 24-0 lead with 2:19 left in the first half. The Rebels got on the board just before the half when Joe Haro rushed 15 yards for a touchdown.

The teams settled into a defensive struggle for most of the second half, with Campbell's field goal accounting for the only second-half scoring.

Wisconsin outgained the Rebels 349-305, held a slight time of possession edge (27:00-25:19) and benefitted from the five UNLV turnovers as well as 11 Rebel penalties.

# Wisconsin 34 West Virginia 17

Sept. 7 • Camp Randall Stadium • Madison, Wis.



Jonathan Orr

MADISON — Wisconsin exploded for 27 points in the second quarter and went on to a 34-17 victory over West Virginia at Camp Randall Stadium.

Quarterback Brooks Bollinger completed 14-20 passes for 218 yards and two touchdowns (both to freshman Jonathan Orr). True freshman receiver Brandon Williams made six catches for 125 yards. The Badgers also got rushing touchdowns from sophomore Anthony Davis and freshmen Dwayne Smith and Matt Bernstein.

Bollinger hit Orr with a 19-yard touchdown pass at 6:54 of the first quarter to give the UW a 7-0 edge.

After a 34-yard field goal by West Virginia's Todd James made it 7-3, the Badgers went on a roll, scoring four touchdowns in less than nine minutes during the second quarter. Smith scored from four yards out, Davis tallied his first touchdown of the season on a 6-yard run, Orr caught a 43-yard pass from Bollinger and Bernstein capped the first-half scoring with a 2-yard run that gave the Badgers a 34-3 lead at the half.

The Mountaineers got a 6-yard scoring run from Avon Cobourne early in the third quarter and a 1-yard touchdown run from Rasheed Marshall midway through the fourth quarter to account for the game's final points.

Wisconsin held a 447-399 advantage in total offense, including a 291-219 edge through the air. The Badgers also held a 32:37-27:23 time of possession edge and did not commit a turnover.

## GAME STATS

Score by Qtrs.	1	2	3	4	F
West Virginia	0	3	7	7	17
Wisconsin	7	27	0	0	34

### 1st Quarter

WIS, 6:54: Orr 19 pass from Bollinger (Campbell kick)

### 2nd Quarter

WVU, 14:10: James 34 FG; WIS, 10:09: Smith 4 run (Campbell kick); WIS, 7:10: Davis 6 run (Campbell kick); WIS, 3:34: Orr 43 pass from Bollinger (Sorgi rush failed); WIS, 1:16: Bernstein 2 run (Campbell kick)

### 3rd Quarter

WVU, 11:57: Cobourne 6 run (James kick)

### 4th Quarter

WVU, 9:18: Marshall 1 run (James kick)


Team Statistics	WVU	WIS
First downs	17	24
Rushes-Yds.	39-180	45-156
Passing Yds.	219	291
Comp-Att-Int	17-36-0	18-28-0
Total Yds.	399	447
Punts-Avg.	9-42.9	7-38.9
Penalties-Yds.	8-82	9-76
Fumbles-Lost	3-1	0-0
Sacks By	1-3	1-9
3rd downs	4-16	5-15

### Individual Statistical Leaders

RUSHING: UW, A. Davis 19-75, Smith 9-38; WVU, Cobourne 18-79, Marshall 15-76. PASSING: UW, Bollinger 14-20-0-218, Sorgi 4-8-0-73; WVU, Marshall 17-36-0-219. RECEIVING: UW, Bra. Williams 6-125, Orr 5-94; WVU, Henderson 5-106, Smith 2-47.

# Wisconsin 24 Northern Illinois 21

Sept. 14 • Camp Randall Stadium • Madison, Wis.



Brooks Bollinger

MADISON — Quarterback Brooks Bollinger capped a six-play, 50-yard drive by scoring on a 2-yard touchdown run that gave the Badgers a 24-21 victory over Northern Illinois.

Two fourth-quarter touchdowns had allowed the Huskies to erase a 17-9 deficit and go ahead, 21-17, with 5:55 remaining to play. Wisconsin got the ball back, but was forced to punt. Northern Illinois took over with 2:53 left and the chance to run out the clock, but the UW defense held, forcing the Huskies to punt and setting up the game-winning drive.

Northern Illinois, which held a commanding 455-275 advantage in total yards, went up 3-0 on a 34-yard field goal by Steve Azar midway through the first quarter. The Badgers responded with a 1-yard Bollinger touchdown run with 3:06 left in the first half. Azar and UW's Scott Campbell then traded late second-quarter field goals as Wisconsin went to the half with a 10-6 lead.

Azar added his third field goal of the game early in the third quarter, but Wisconsin's Anthony Davis registered a 9-yard touchdown run, giving the UW a 17-9 lead heading into the fourth quarter. Northern Illinois' Michael Turner, who rushed for 160 yards for the game, tallied on runs of 3 and 1 yard before Bollinger's late-game heroics.

Though outgained, Wisconsin's defense registered four turnovers and the Badgers held a slight time-of-possession edge. The UW was hurt, however, by 10 quarterback sacks.

## GAME STATS

Score by Qtrs.	1	2	3	4	F
N. Illinois	3	3	3	12	21
Wisconsin	0	10	7	7	24

### 1st Quarter

NIU, 6:33: Azar 33 FG

### 2nd Quarter

WIS, 3:06: Bollinger 1 run (Campbell kick); NIU, 0:33: Azar 37 FG; WIS, 0:00: Campbell 29 FG

### 3rd Quarter

NIU, 11:31: Azar 35 FG; WIS, 5:56: Davis 9 run (Campbell kick)


### 4th Quarter

NIU, 14:56: Turner 3 run (Haldi pass failed); NIU, 5:55: Turner 1 run (Haldi pass failed); WIS, 1:21: Bollinger 2 run (Campbell kick)

Team Statistics	NIU	WIS
First downs	22	17
Rushes-Yds.	48-182	41-68
Passing Yds.	273	207
Comp-Att-Int	18-33-2	15-23-1
Total Yds.	455	275
Punts-Avg.	4-43.0	9-41.6
Penalties-Yds.	6-50	4-40
Fumbles-Lost	3-2	2-0
Sacks By	10-71	5-33
3rd downs	5-15	6-15

### Individual Statistical Leaders

RUSHING: UW, A. Davis 14-49; NIU, Turner 34-160, Sheldon 2-39. PASSING: UW, Bollinger 15-23-1-207; NIU, Haldi 18-31-2-273. RECEIVING: UW, Braun 4-56, Docherty 3-53; NIU, Hurd 8-161, Sheldon 5-75.

**Wisconsin 31  
Arizona 10****Sept. 21 • Camp Randall Stadium • Madison, Wis.****Anthony Davis**

MADISON — Wisconsin scored 24 unanswered points in the second quarter and shut down Arizona's high-powered offense in a 31-10 victory over the Wildcats before 78,582 fans at Camp Randall Stadium.

After a scoreless first quarter, sophomore Anthony Davis tallied on a 6-yard touchdown run that capped a seven-play, 74-yard drive at the 14:53 mark of the second quarter. Junior Alex Lewis then blocked a Wildcat punt on the visitors' ensuing possession, setting up another Davis touchdown run from three yards out with 13:45 left in the second frame.

The Badgers then stopped Arizona again and senior Brooks Bollinger responded by directing Wisconsin on a 10-play, 96-yard scoring drive that culminated with a 17-yard touchdown pass to freshman Jonathan Orr with 4:03 remaining in the half. Scott Campbell's 32-yard field goal with 12 seconds left before the break put the UW ahead, 24-0.

Running back Clarence Farmer opened the second-half scoring with a 70-yard touchdown run that put the Wildcats on the board. But Bollinger brought the Badgers right back with a methodical 15-play, 80-yard scoring drive that ate up 8:36 and ended with the UW signal-caller tallying a on 1-yard touchdown run. Arizona's Sean Keel added a 27-yard field goal in the fourth quarter.

Wisconsin dominated the game statistically with a 425-292 edge in total offense and a 33:54-26:06 advantage in time of possession. The UW limited the Wildcats, who had been averaging 411.5 yards per game through the air, to just 138 passing yards. The Badgers also intercepted a pair of passes, both by B.J. Tucker.

**GAME STATS**

Score by Qtrs.	1	2	3	4	F
Arizona	0	0	7	3	10
Wisconsin	0	24	7	0	31

1st Quarter  
No scoring

2nd Quarter

WIS, 14:53: Davis 6 run (Campbell kick); WIS, 13:45: Davis 3 run (Campbell kick); WIS, 4:03: Orr 17 pass from Bollinger (Campbell kick); WIS, 0:12: Campbell 32 FG

3rd Quarter

ARI, 10:15: Farmer 70 run (Keel kick); WIS, 1:39: Bollinger 1 run (Campbell kick)


4th Quarter

ARI, 8:12: Keel 27 FG

Team Statistics	ARI	WIS
First downs	13	21
Rushes-Yds.	30-154	47-260
Passing Yds.	138	165
Comp-Att-Int	14-32-2	15-22-0
Total Yds.	292	425
Punts-Avg.	7-30.9	7-36.3
Penalties-Yds.	8-66	7-50
Fumbles-Lost	1-0	2-0
Sacks By	0-0	0-0
3rd downs	5-16	5-14

**Individual Statistical Leaders**

RUSHING: UW, A. Davis 16-110, Bollinger 9-68, Smith 13-60; ARI, Farmer 20-131. PASSING: UW, Bollinger 13-19-0-127; Sorgi 2-3-0-38; ARI, Johnson 13-27-1-129; Costa 1-5-1-9. RECEIVING: UW, Orr 7-90, Bra. Williams 5-38; ARI, Wade 7-85.

**Penn State 34  
Wisconsin 31****Oct. 5 • Camp Randall Stadium • Madison, Wis.****B.J. Tucker****GAME STATS**

Score by Qtrs.	1	2	3	4	F
Penn State	10	11	7	6	34
Wisconsin	0	14	6	11	31

1st Quarter

PSU, 11:06: Gould 33 FG; PSU, 1:47: Mills 1 run (Gould kick)

2nd Quarter

WIS, 12:24: Bollinger 5 run (Campbell kick); PSU, 8:25: Gould 42 FG; WIS, 4:33: Tucker 65 INT return (Campbell kick); PSU, 3:12: L. Johnson 24 run (L. Johnson pass from Mills)

3rd Quarter

PSU, 8:56: McHugh 1 run (Gould kick); WIS, 2:23: Williams 7 pass from Bollinger;

4th Quarter

WIS, 13:05: Allen 48 FG; PSU, 7:36: Gould 51 FG; PSU, 2:55: Gould 40 FG; WIS, 1:17: Orr 28 pass from Bollinger (Smith rush)

Team Statistics	PSU	WIS
First downs	23	18
Rushes-Yds.	36-149	36-92
Passing Yds.	287	217
Comp-Att-Int	21-37-1	15-25-1
Total Yds.	436	309
Punts-Avg.	2-31.5	5-40.6
Penalties-Yds.	5-36	5-35
Fumbles-Lost	1-0	1-0
Sacks By	8-40	1-4
3rd downs	7-16	8-15

**Individual Statistical Leaders**

RUSHING: UW, A. Davis 11-46, Smith 6-42; PSU, L. Johnson 14-111. PASSING: UW, Bollinger 15-25-1-217; PSU, Mills 21-37-1-287. RECEIVING: UW, Orr 4-62, Bra. Williams 4-57, Charles 3-54; PSU, B. Johnson 4-81, T. Johnson 5-62, L. Johnson 5-41.

MADISON — Penn State scored on five of its first seven possessions and held off a fourth-quarter Wisconsin rally in a 34-31 victory over the Badgers in front of 79,403 spectators at Camp Randall Stadium.

The Nittany Lions jumped out to a 10-0 lead after the first quarter on a 33-yard field goal by Robbie Gould and a 1-yard touchdown run by Zack Mills.

Wisconsin responded with a nine-play, 80-yard scoring drive that culminated with a 5-yard touchdown run by Brooks Bollinger. Following a 42-yard field goal by Gould, B.J. Tucker put the Badgers ahead 14-13 with a 65-yard interception return for a touchdown. But the Nittany Lions came right back, going 74 yards in just four plays as Larry Johnson tallied on a 24-yard touchdown run with 3:21 left in the first half.


Penn State increased its lead to 28-14 with 8:56 left in the third quarter when Sean McHugh scored on a 1-yard touchdown run. Bollinger, however, hit Brandon Williams with a 7-yard touchdown pass and Mike Allen booted a 48-yard field goal, cutting the Penn State lead to 28-23 with 13:05 left to play. The Badgers, however, never got closer than that. Gould added two more field goals before Bollinger hit Jonathan Orr on a 28-yard scoring strike that accounted for the final score with 1:17 left.

Penn State controlled much of the game, holding a 436-309 advantage in total yards and a 31:22-28:38 edge in time of possession. The Badgers ran a season-low 61 plays and rushed for only 92 yards, due partially to allowing eight quarterback sacks.

Mills and Bollinger both threw the ball well, with Bollinger completing 15-25 for 217 yards and two TDs, and Mills connecting on 21-37 for 287 yards. Each quarterback threw an interception. Penn State's Larry Johnson rushed for a game-high 111 yards.

# Indiana 32 Wisconsin 29

Oct. 12 • Memorial Stadium • Bloomington, Ind.



Anthony Davis

BLOOMINGTON — Indiana erased a 19-point Wisconsin lead in the second half and went on to a 32-29 upset victory before a crowd of 31,156 at Memorial Stadium.

Hoosier quarterback Gibran Hamdan hit Glenn Johnson with a 20-yard touchdown pass with 2:16 left to play in the fourth quarter to put Indiana ahead to stay. The Hoosiers then stopped Wisconsin on its final drive.

Things started well for the Badgers who kicked off to begin the game and then recovered an Indiana fumble on the Hoosiers' 21-yard line on the first play of the game. UW's Mike Allen booted a 34-yard field goal for a 3-0 lead. Indiana's Bryan Robertson tied the game at 3-3 with a 32-yard field goal with 4:45 left in the first quarter. Allen then added his second field goal of the quarter from 26 yards out for a 6-3 UW lead.

IU opened the second-quarter scoring when Hamdan hit Brian Lewis with a 4-yard scoring pass. But Allen's third field goal of the half (44 yards), followed by a 23-yard TD pass from Brooks Bollinger to Jonathan Orr, gave the UW a 16-10 edge at the half.

Wisconsin appeared to be in control after touchdown runs by Anthony Davis (eight yards) and Dwayne Smith (one yard) gave the Badgers a 29-10 lead with 9:34 left in the third quarter. Hamdan, however, hit Courtney Roby with a 31-yard TD pass just before the end of the third stanza, giving the Hoosiers life.

Following Smith's touchdown, the Badgers were forced to punt on their next three possessions, while Hamdan was guiding the Hoosiers to back-to-back, fourth-quarter scoring drives. The first was a 10-play, 74-yard march that ended with a 4-yard TD pass from Hamdan to Aaron Halterman. That was followed by the game-winning, 10-play, 76-yard drive that culminated in Hamdan's 20-yard scoring strike to Johnson.

Wisconsin rushed for 221 yards, including 108 on 18 carries for Davis, but was held to just 121 yards through the air.

## GAME STATS

Score by Qtrs.	1	2	3	4	F
Wisconsin	6	10	13	0	29
Indiana	3	7	7	15	32

### 1st Quarter

WIS, 13:19: Allen 34 FG; IND, 4:45: Robertson 32 FG; WIS, 0:27: Allen 26 FG

### 2nd Quarter

IND, 11:49: Lewis 4 pass from Hamdan (Robertson kick); WIS, 4:14: Allen 44 FG; WIS, 1:24: Orr 23 pass from Bollinger (Allen kick)

### 3rd Quarter

WIS, 10:06: Davis 8 run (Bollinger rush failed); WIS, 9:34: Smith 1 run (Allen kick); IND, 1:19: Roby 31 pass from Hamdan (Robertson kick)

### 4th Quarter

IND, 9:21: Halterman 4 pass from Hamdan (Robertson kick); IND, 2:16: Johnson 20 pass from Hamdan (Johnson pass from Hamdan)

Team Statistics	WIS	IND
First downs	20	21
Rushes-Yds.	48-221	35-95
Passing Yds.	121	310
Comp-Att-Int	13-25-1	24-36-1
Total Yds.	342	405
Punts-Avg.	4-37.0	4-46.5
Penalties-Yds.	6-55	10-79
Fumbles-Lost	2-0	2-1
Sacks By	5-29	2-16
3rd downs	6-15	7-14

### Individual Statistical Leaders

RUSHING: UW, A. Davis 18-108, Bollinger 13-72; IND, Lewis 20-92. PASSING: UW, Bollinger 11-23-1-113; IND, Hamdan 24-36-1-310. RECEIVING: UW, Bra. Williams 6-42, Braun 3-42; IND, Roby 6-94, Johnson 5-94.

# Ohio State 19 Wisconsin 14

Oct. 19 • Camp Randall Stadium • Madison, Wis.



Jonathan Orr

MADISON — Ohio State's Craig Krenzel hit Ben Hartsock with a 3-yard touchdown pass in the fourth quarter and the No. 4 Buckeyes held on for a 19-14 victory in front of a season-high homecoming crowd of 79,729 at Camp Randall Stadium.

Quarterback Jim Sorgi, who took over for injured starter Brooks Bollinger in the second quarter, had given the Badgers a 14-13 lead with 1:55 left in the first half when he connected on a 42-yard scoring strike to Jonathan Orr.

The Buckeyes started strong, scoring first just 1:30 into the game on a Krenzel-to-Michael Jenkins 47-yard TD pass. Ohio State's opening drive consumed 75 yards in just three plays. Wisconsin, however, responded later in the first quarter with a three-play, 66-yard drive that ended with Anthony Davis' 41-yard touchdown run.

Ohio State's Mike Nugent added field goals of 27 and 25 yards late in the first quarter and early in the second to put the Buckeyes ahead 13-7. Sorgi and Orr then hooked up for their TD strike, giving the Badgers their only lead at 14-13 at the half.

Wisconsin's defense kept the Buckeyes off the board for more than two quarters before Hartsock's game-winning score with 9:59 remaining to play. The Badgers had a pair of fourth-quarter possessions, but failed to score.

Wisconsin outrushed the Buckeyes, led by Davis' 144-yard effort. Ohio State, however, outgained the Badgers 382-340, held a 32:17-27:43 advantage in time of possession and won the turnover battle, 2-0.

## GAME STATS

Score by Qtrs.	1	2	3	4	F
Ohio State	10	3	0	6	19
Wisconsin	7	7	0	0	14

### 1st Quarter

OSU, 13:30: Jenkins 47 pass from Krenzel (Nugent kick); WIS, 5:49: Davis 41 run (Allen kick); OSU, 2:48: Nugent 27 FG

### 2nd Quarter

OSU, 13:14: Nugent 25 FG; WIS, 1:55: Orr 42 pass from Sorgi (Allen kick)

### 3rd Quarter

No scoring

### 4th Quarter

OSU, 9:59: Hartsock 3 pass from Krenzel (Krenzel pass failed)


Team Statistics	OSU	WIS
First downs	14	20
Rushes-Yds.	44-178	44-180
Passing Yds.	204	160
Comp-Att-Int	12-19-0	11-19-1
Total Yds.	382	340
Punts-Avg.	6-50.2	5-35.6
Penalties-Yds.	5-40	3-15
Fumbles-Lost	0-0	2-1
Sacks By	5-31	2-11
3rd downs	6-15	5-12

### Individual Statistical Leaders

RUSHING: UW, A. Davis 25-144, Smith 7-41; OSU, Claret 30-133. PASSING: UW, Sorgi 7-15-1-137, Bollinger 3-3-0-21; OSU, Krenzel 12-19-0-204. RECEIVING: UW, Orr 4-107; OSU, Jenkins 5-114, Gamble 3-65.

# Wisconsin 42 Michigan State 24

Oct. 26 • Spartan Stadium • East Lansing, Mich.



Brooks Bollinger

EAST LANSING — Wisconsin rushed for a then-season-high 313 yards and raced out to a 21-0 lead after one quarter in a 42-24 victory in front of 74,507 fans at Spartan Stadium.

Quarterback Brooks Bollinger rushed for touchdowns of 1 and 7 yards and threw a 3-yard TD strike to Mark Bell to put the Badgers ahead 21-0 after the first stanza.

A Dave Rayner 36-yard field goal got the Spartans on the board early in the second quarter, but Bollinger connected on a 9-yard touchdown pass to Brandon Williams with five seconds left in the first half to give Wisconsin a commanding 28-3 lead at the break.

Michigan State started the second-half scoring when QB Damon Dowdell hit B.J. Lovett with a 7-yard TD pass at the 9:13 mark, but the Badgers responded immediately with a five-play, 65-yard drive that ended with a 33-yard touchdown run by freshman Dwayne Smith. Dowdell ended the third quarter by connecting with Charles Rogers on a 26-yard touchdown pass to pull MSU within 35-17.

The Badgers put the game out of reach for good when Bollinger fired his third TD pass of the night, hitting Jonathan Orr with a 23-yard aerial that made it 42-17. Aaron Alexander hooked up with Rogers on a 44-yard TD pass that ended the scoring with 5:23 remaining.

Wisconsin held a 33:44-26:06 edge in time of possession, while out-rushing the Spartans 313-159. The UW helped its cause by forcing three Michigan State turnovers. The Spartans also took 10 penalties for 96 yards.

## GAME STATS

Score by Qtrs.	1	2	3	4	F
Wisconsin	21	7	7	7	42
Michigan State	0	3	14	7	24

### 1st Quarter

WIS, 9:20: Bollinger 1 run (Allen kick); WIS, 5:47: Bollinger 7 run (Allen kick); WIS, 0:11: M. Bell 3 pass from Bollinger (Allen kick)

### 2nd Quarter

MSU, 10:35: Rayner 36 FG; WIS, 0:05: B. Williams 9 pass from Bollinger (Allen kick)

### 3rd Quarter

MSU, 9:13: Lovett 7 pass from Dowdell (Rayner kick); WIS, 7:10: Smith 33 run (Allen kick); MSU, 0:00: Rogers 26 pass from Dowdell (Rayner kick)

### 4th Quarter

WIS, 7:49: Orr 23 pass from Bollinger (Allen kick); MSU, 5:23: Rogers 44 pass from Alexander (Rayner kick)


Team Statistics	WIS	MSU
First downs	23	21
Rushes-Yds.	56-313	38-159
Passing Yds.	135	206
Comp-Att-Int	10-19-0	15-27-2
Total Yds.	448	365
Punts-Avg.	3-40.3	5-36.4
Penalties-Yds.	2-29	10-96
Fumbles-Lost	0-0	1-1
Sacks By	2-14	1-10
3rd downs	4-11	7-15

### Individual Statistical Leaders

RUSHING: UW, A. Davis 29-170, Smith 14-110, Bollinger 8-58; MSU, Richard 14-58, Moss 13-54. PASSING: UW, Bollinger 10-18-0-135; MSU, Dowdell 14-24-1-162, Alexander 1-3-1-44. RECEIVING: UW, Orr 4-63, Charles 3-51; MSU, Rogers 3-88, Knott 4-70.

# Iowa 20 Wisconsin 3

Nov. 2 • Kinnick Stadium • Iowa City, Iowa



Alex Lewis

## GAME STATS

Score by Qtrs.	1	2	3	4	F
Wisconsin	0	3	0	0	3
Iowa	0	10	10	0	20

### 1st Quarter

No scoring

### 2nd Quarter

IOWA, 10:45: Kaeding 32 FG; WIS, 6:21: Allen 26 FG; IOWA, 1:03: Brown 21 pass from Banks (Kaeding kick)

### 3rd Quarter

IOWA, 10:05: Kaeding 30 FG; IOWA, 6:25: Clark 23 pass from Banks (Kaeding kick)

### 4th Quarter

No scoring

Team Statistics	WIS	IOWA
First downs	14	19
Rushes-Yds.	33-78	37-130
Passing Yds.	137	275
Comp-Att-Int	11-30-2	17-30-2
Total Yds.	215	405
Punts-Avg.	8-36.3	6-38.8
Penalties-Yds.	6-40	8-64
Fumbles-Lost	1-0	1-0
Sacks By	3-25	3-18
3rd downs	6-16	6-14

### Individual Statistical Leaders

RUSHING: UW, A. Davis 16-34; IOWA, Lewis 25-81, Banks 9-36. PASSING: UW, Sorgi 8-17-1-84, Bollinger 2-9-0-46; IOWA, Banks 17-30-0-275. RECEIVING: UW, Orr 6-83, Bra. Williams 3-45; IOWA, Brown 6-107; Clark 5-97.

IOWA CITY — Wisconsin was limited to a season-low 215 yards in total offense in a 20-3 loss at ninth-ranked Iowa before a sellout crowd of 70,397 at Kinnick Stadium.

After a scoreless first quarter, the two teams traded second-quarter field goals. Iowa went ahead 3-0 on Nate Kaeding's 32-yarder before the Badgers tied it at 3-3 on a 26-yard conversion by Mike Allen. The Hawkeyes, however, used a 21-yard touchdown pass from Brad Banks to Maurice Brown with 1:03 left in the first half to go ahead for good.


Iowa added to its lead with a pair of third-quarter scores. Kaeding's second field goal of the game, a 30-yarder, came with 10:05 remaining in the third stanza. Banks hooked up with tight end Dallas Clark on a 23-yard TD pass with 6:25 left in the third quarter to account for the final score.

The Hawkeyes shut down the Wisconsin running game, holding the Badgers to a season-low 78 yards on the ground. UW's Anthony Davis went over the 1,000-yard mark for the season, but gained a career-low 34 yards in the process. Wisconsin completed just 11-30 passes for 137 yards, no touchdowns and two interceptions.

Banks completed 17-30 passes for 275 yards and a pair of TDs. Brown caught six passes for 107 yards and one touchdown. Iowa did not commit a turnover and held a 32:35-27:25 advantage in time of possession.

# Illinois 37 Wisconsin 20

Nov. 9 • Camp Randall Stadium • Madison, Wis.



Jim Leonhard

MADISON — Illinois rolled up 504 yards in total offense and the Badgers allowed a season-high 37 points in a 37-20 loss in front of 78,709 fans at Camp Randall Stadium.

Illini quarterback Jon Beutjer completed 22-34 passes for 319 yards and four touchdowns. He was intercepted three times. Illinois also rushed for 185 yards, including 158 from Antoino Harris.

Illinois got on the board quickly as John Gockman booted a 46-yard field goal with 12:01 remaining in the first quarter. Wisconsin's Mike Allen kicked the first of two field goals, a 20-yarder, to pull the Badgers even at 3-3, but Beutjer hit Greg Lewis with a 36-yard touchdown pass for a 10-3 Illini lead after one stanza.

Beutjer and Lewis hooked up again on a 7-yard TD pass just 49 seconds into the second quarter to give the Illini a 17-3 edge. The Badgers rebounded, however, and Dwayne Smith scored the first of two touchdowns in the game from six yards out. Allen then converted on his second field goal of the game, this time from 44 yards away. But Beutjer hit Walter Young with a 22-yard scoring strike with only 28 seconds left in the first half to give the Illini a commanding 24-13 lead at halftime.

Smith's 1-yard TD run opened the second-half scoring and pulled the UW within 24-20 with 9:26 left in the third quarter, but that was all the scoring Wisconsin would do for the day. Illinois sandwiched a pair of field goals (one by Peter Christofilakos and the other by Gockman) around Beutjer's fourth TD pass (a 12-yarder to Josh Davis).

Wisconsin got a 122-yard performance from Smith and its defense registered a season high-tying five takeaways (including two interceptions by Jim Leonhard). The Badgers, however, were 2-13 on third down and registered a season-low 13 first downs.

## GAME STATS

Score by Qtrs.	1	2	3	4	F
Illinois	10	14	3	10	37
Wisconsin	3	10	7	0	20

### 1st Quarter

ILL, 12:01: Gockman 46 FG; WIS, 5:13: Allen 20 FG; ILL, 2:59: Lewis 36 pass from Beutjer (Christofilakos kick)

### 2nd Quarter

ILL, 14:11: Lewis 7 pass from Beutjer (Christofilakos kick); WIS, 11:07: Smith 6 run (Allen kick); WIS, 7:31: Allen 44 FG; ILL, 0:28: Young 22 pass from Beutjer (Christofilakos kick)

### 3rd Quarter

WIS, 9:26: Smith 1 run (Allen kick); ILL, 3:07: Christofilakos 29 FG

### 4th Quarter

ILL, 11:34: Davis 12 pass from Beutjer (Christofilakos kick); ILL, 6:37: Gockman 46 FG

Team Statistics	ILL	WIS
First downs	26	13
Rushes-Yds.	43-185	39-135
Passing Yds.	319	162
Comp-Att-Int	22-34-3	13-24-1
Total Yds.	504	297
Punts-Avg.	1-50.0	5-37.2
Penalties-Yds.	4-30	6-36
Fumbles-Lost	2-2	1-1
Sacks By	3-17	0-0
3rd downs	7-15	2-13

### Individual Statistical Leaders

RUSHING: UW, Smith 28-122; ILL, Harris 40-158. PASSING: UW, Sorgi 13-23-0-162; ILL, Beutjer 22-34-3-319. RECEIVING: UW, Bra. Williams 7-83, Orr 3-50; ILL, Young 9-114, Lewis 4-86, Harris 3-55.

# Michigan 21 Wisconsin 14

Nov. 16 • Michigan Stadium • Ann Arbor, Mich.



Anthony Davis

ANN ARBOR — John Navarre's 8-yard touchdown pass to Braylon Edwards with 2:15 left in the third quarter broke a 14-14 tie and proved to be the winning tally in Michigan's 21-14 victory over Wisconsin in front of 110,412 fans at Michigan Stadium.

The Wolverines went ahead less than five minutes into the game. Michigan took the opening kickoff and marched 75 yards in five plays as B.J. Askew capped the two-minute, 46-second drive with a 27-yard touchdown run. Wisconsin's Anthony Davis fumbled on the first play of the Badgers' first possession and the Wolverines converted that into an 11-yard touchdown run by Chris Perry with only 4:19 having been run off the clock.

Wisconsin, however, got a big play late in the first quarter when Jim Leonhard returned a punt 39 yards for a touchdown with 1:27 left. That cut the Michigan lead to 14-7 and gave the Badgers momentum. With Wisconsin's defense stiffening in the second quarter, the Badgers used a six-play, 54-yard drive that culminated in a 2-yard touchdown run by Anthony Davis for a 14-14 lead at the break.

But the Badgers did not score again, despite three takeaways on defense. Michigan put together a 16-play, 78-yard drive that consumed 8:43 and ended with Edwards' winning TD reception.

The Badgers won the turnover battle and had a greater time of possession, but gained just 255 yards in total offense. Michigan, on the other hand, accumulated 352 yards in total offense and converted 50 percent (7-14) of its third-down attempts.

## GAME STATS

Score by Qtrs.	1	2	3	4	F
Wisconsin	7	7	0	0	14
Michigan	14	0	7	0	21

### 1st Quarter

MICH, 12:14: Askew 27 run (Finley kick); MICH, 10:41: Perry 11 run (Finley kick); WIS, 1:27: Leonhard 39 punt return (Allen kick)

### 2nd Quarter

WIS, 4:31: Davis 2 run (Allen kick)

### 3rd Quarter

MICH, 2:15: Edwards 8 pass from Navarre (Finley kick)

### 4th Quarter

No scoring


Team Statistics	WIS	MICH
First downs	15	17
Rushes-Yds.	43-195	36-216
Passing Yds.	60	136
Comp-Att-Int	7-20-0	19-28-2
Total Yds.	255	352
Punts-Avg.	7-31.4	6-37.7
Penalties-Yds.	4-20	5-39
Fumbles-Lost	1-1	1-1
Sacks By	0-0	4-23
3rd downs	4-13	7-14

### Individual Statistical Leaders

RUSHING: UW, A. Davis 26-154, Bollinger 16-39; MICH, Perry 27-175; Askew 6-44. PASSING: UW, Bollinger 7-20-0-60; MICH, Navarre 19-28-2-136. RECEIVING: UW, Bra. Williams 3-20; MICH, Joppru 7-45, Askew 3-31.

# Wisconsin 49 Minnesota 31

Nov. 23 • Camp Randall Stadium • Madison, Wis.



Anthony Davis

MADISON — Anthony Davis racked up 301 yards and a school record-tying five touchdowns on 45 carries as Wisconsin defeated Big Ten rival Minnesota 49-31 to become bowl eligible and regain Paul Bunyan's Axe.

Fellow sophomore Jim Leonhard picked off two Asad Abdul-Khaliq passes late in the game to seal the victory. The two interceptions for Leonhard gave him 10 on the season, a school record.

Brooks Bollinger, playing in his last game at Camp Randall, produced his eighth career fourth quarter comeback by leading the Badgers to three touchdowns in the final frame. Bollinger scored the eventual game-winner with 10:21 remaining in the game on a quarterback sneak, his seventh rushing touchdown of the season. It capped a 112-yard rushing effort for Bollinger, his fourth career 100-yard game.

Wisconsin took a 21-14 lead into halftime after Davis scored his first touchdown on fourth and goal with only three seconds remaining. Minnesota came out strong in the second and took a 31-28 lead early in the final quarter. Bollinger's touchdown put UW up 35-31 and two late Davis touchdown runs and Leonhard's two picks ensured victory.

In addition to setting the school record for interceptions, Leonhard also broke the school mark for punt return yardage in a season, eclipsing Nick Davis' 427 yards in 1998.

The Badgers rushed for a season-high 416 yards and had 550 yards in total offense. Davis' five touchdown runs matched Billy Marek's total against Minnesota in 1974 and his 301 yards was the third-most by a Badger in school history. Wisconsin's 49 points against the Gophers also marked the most points scored by the Badgers since a 59-0 win over Indiana Oct. 16, 1999.

## GAME STATS

Score by Qtrs.	1	2	3	4	F
Minnesota	3	11	10	7	31
Wisconsin	7	14	7	21	49

### 1st Quarter

MINN, 7:32: Nystrom 39 FG; WIS, 3:18: Davis 4 run (Allen kick)

### 2nd Quarter

MINN, 14:49: Nystrom 25 FG; WIS, 9:27: Charles 12 pass from Bollinger (Allen kick); MINN, 3:50: Jackson 1 run (Utecht pass from Upchurch); WIS, 0:03: Davis 1 run (Allen kick)

### 3rd Quarter

MINN, 11:29: Jackson 7 run (Nystrom kick); MINN, 8:13: Nystrom 29 FG; WIS, 0:45: Davis 25 run (Allen kick)

### 4th Quarter

MINN, 12:30: Tapeh 2 pass from Abdul-Khaliq (Nystrom kick); WIS, 10:21: Bollinger 1 run (Allen kick); WIS, 2:51: Davis 2 run (Allen kick); WIS, 1:26: Davis 71 run (Allen kick)


Team Statistics	MINN	WIS
First downs	20	29
Rushes-Yds.	36-130	68-416
Passing Yds.	282	134
Comp-Att-Int	15-33-2	6-12-0
Total Yds.	412	550
Punts-Avg.	3-39.0	2-13.5
Penalties-Yds.	7-56	7-58
Fumbles-Lost	0-0	2-1
Sacks By	0-0	0-0
3rd downs	6-13	6-10

### Individual Statistical Leaders

RUSHING: UW, A. Davis 45-301, Bollinger 18-112; MINN, Jackson 22-87. PASSING: UW, Bollinger 6-12-0-134; MINN, Abdul-Khaliq 15-33-2-282. RECEIVING: UW, B. Williams 2-49; MINN, Hosack 4-90, Patterson 3-88.

# Wisconsin 31 Colorado 28

Dec. 28 • Alamodome • San Antonio, Texas



Mike Allen

SAN ANTONIO — Wisconsin continued its remarkable run of success in bowl games, stunning 14th-ranked Colorado with a come-from-behind 31-28 overtime victory in the Alamo Bowl presented by MasterCard at the Alamodome.

Mike Allen booted a 37-yard field goal on Wisconsin's first possession of overtime to give the UW the victory. Colorado's Pat Brougham had missed a 45-yard field goal attempt on the Buffaloes' first OT possession.

Brooks Bollinger drove the Badgers 80 yards in 10 plays and capped the march with a 1-yard touchdown run with 51 seconds left in regulation to send the game to overtime. During the final regulation drive, the Badgers converted twice on fourth down.

Colorado's Don Strickland intercepted a Bollinger pass and returned it 91 yards for a touchdown to give the Buffs a 7-0 lead less than four minutes into the game. A 4-yard touchdown run by Anthony Davis tied it at 7-7 six minutes later, but CU regained the edge on a 10-yard scoring strike from Robert Hodge to D.J. Hackett as time ran out on the first quarter.

The Badgers scored twice in the second frame, with Bollinger connecting on TD strikes to Brandon Williams (10 yards) and Darrin Charles (7 yards) for a 21-14 halftime lead. Colorado took the lead back in the third quarter on a 4-yard touchdown run by Chris Brown and an 11-yard TD pass from Zac Colvin to Hackett. There was no more scoring until Bollinger's 1-yard run sent the game into overtime.

Wisconsin overcame four turnovers by limiting the high-powered Colorado running game to just 123 yards rushing and 200 yards in total offense. Buffs running back Chris Brown, the nation's third-leading rusher, was held to 97 yards on 28 carries.

The Badgers accumulated 356 yards of total offense, including 99 yards rushing from Davis and 82 on the ground from Bollinger. Bollinger was 12-24 passing for 163 yards and two scores.

## GAME STATS

Score by Qtrs.	1	2	3	4	OT	F
Colorado	14	0	14	0	0	28
Wisconsin	7	14	0	7	3	31

### 1st Quarter

COL, 11:07: Strickland 91 interception return (Brougham kick); WIS, 4:54: A. Davis 4 run (Allen kick); COL, 0:00: Hackett 10 pass from Hodge (Brougham kick)

### 2nd Quarter

WIS, 5:19: B. Williams 10 pass from Bollinger (Allen kick); WIS, 0:32: Charles 7 pass from Bollinger (Allen kick)

### 3rd Quarter

COL, 7:37: Brown 4 run (Brougham kick); COL, 5:58: Hackett 11 pass from Colvin (Brougham kick)

### 4th Quarter

WIS, 0:51: Bollinger 1 run (Allen kick)


### Overtime

WIS: Allen 37 FG




Team Statistics	COL	WIS
First downs	13	21
Rushes-Yds.	44-123	51-193
Passing Yds.	77	163
Comp-Att-Int	9-18-3	12-24-1
Total Yds.	200	356
Punts-Avg.	6-40.8	5-36.0
Penalties-Yds.	9-71	6-64
Fumbles-Lost	1-0	3-3
Sacks By	1-7	0-0
3rd downs	6-16	5-14

### Individual Statistical Leaders

RUSHING: UW, A. Davis 25-99, Bollinger 20-82; COL, Brown 28-97. PASSING (C-A-I): UW, Bollinger 12-24-1; COL, Hodge 6-13-3, Colvin 3-5-0. RECEIVING: UW, B. Williams 5-83, Charles 5-67; COL, Hackett 3-30.



# RECORDS





# TEAM RECORDS

## Top Offenses

### Total Offense

455.2 ypg (5,462 yards).....	1993
423.6 ypg (5,083 yards).....	1994
417.2 ypg (5,006 yards).....	1999
413.2 ypg (4,545 yards).....	1983
399.8 ypg (4,398 yards).....	1974

### Rushing Offense

287.5 ypg (3,162 yards).....	1974
275.4 ypg (3,305 yards).....	1999
270.8 ypg (2,437 yards).....	1957
250.8 ypg (3,009 yards).....	1993
249.4 ypg (3,242 yards).....	1996

### Passing Offense

221.7 ypg (2,439 yards).....	1995
216.5 ypg (2,381 yards).....	1983
213.0 ypg (2,556 yards).....	2001
204.4 ypg (2,453 yards).....	1993
195.8 ypg (2,350 yards).....	1982

### Scoring Offense

34.1 ppg (409 points).....	1999
32.6 ppg (359 points).....	1983
32.2 ppg (322 points).....	1962
31.8 ppg (382 points).....	1998
31.0 ppg (341 points).....	1974

## Top Defenses

### Total Defense

154.8 ypg (1,393 yards).....	1951
231.0 ypg (2,079 yards).....	1954
243.1 ypg (2,431 yards).....	1952
244.1 ypg (2,197 yards).....	1958
247.1 ypg (2,224 yards).....	1957

### Rushing Defense

66.8 ypg (601 yards).....	1951
92.2 ypg (1,106 yards).....	1998
109.9 ypg (1,319 yards).....	1999
115.2 ypg (1,497 yards).....	1996
116.1 ypg (1,045 yards).....	1954

### Passing Defense

65.2 ypg (717 yards).....	1975
73.4 ypg (661 yards).....	1953
77.2 ypg (695 yards).....	1957
78.2 ypg (704 yards).....	1956
79.1 ypg (712 yards).....	1950

### Scoring Defense

6.6 ppg (59 points).....	1951
8.6 ppg (77 points).....	1958
10.8 ppg (97 points).....	1950
10.9 ppg (98 points).....	1954
11.9 ppg (143 points).....	1998

## Team Offense — Game

### Rushing

Yards: 551 vs. Northwestern (79 att.), 1974  
 Attempts: 79 vs. Northwestern (551 yards), 1974  
 Average per carry: 8.91 vs. Hawaii (56-499), 1996  
 Touchdowns: 7 vs. Missouri, 1974; Northwestern, 1981; Northwestern, 1993;  
 Eastern Michigan, 1994; Indiana, 1999

### Passing

Yards: 423 vs. Minnesota (31-48), 1993  
 Attempts: 54 vs. Iowa (25 comp.), 1983  
 Completions: 35 vs. Iowa (51 att.), 1995  
 Completion percentage: .947 vs. Northwestern (18-19), 1993  
 Touchdowns: 5 vs. Nevada, 1993; Purdue, 1993  
 Interceptions: 6 vs. Northwestern, 1956; Washington, 1968; Iowa, 1982

### Scoring

Points: 69 vs. New Mexico St., 1962  
 Field goals: 4 vs. Minnesota, 1976; Kentucky, 1984; Bowling Green, 1992;  
 Purdue, 1992; Minnesota, 1998; Michigan State, 1999

### Total Offense

Yards: 705 vs. Indiana (461 rushing, 244 passing), 1999  
 Plays: 97 vs. Iowa (395 yards), 1969; Illinois (561 yards), 1969

### Kickoff Returns

Yards: 196 vs. Iowa (8 ret.), 1961  
 Returns: 10 vs. Ohio State (161 yards), 1969; Michigan (174 yards), 1988  
 Average per return: 46.0 vs. N. Illinois (3-138), 1985

### Punt Returns

Yards: 277 vs. Iowa (7 ret.), 1947  
 Returns: 11 vs. Indiana (96 yards), 1951  
 Average per return: 39.6 vs. Iowa (7-277), 1947

### Punting

Yards: 504 vs. Miami, Fla. (13 punts), 1989  
 Punts: 13 vs. Miami, Fla. (504 yards), 1989  
 Average per punt: 52.3 vs. Missouri (4-209), 1974

### Miscellaneous

Most fumbles: 10 vs. Indiana, 1951; Ohio State, 1975  
 Most fumbles lost: 6 vs. Michigan State, 1963; Minnesota, 1964  
 Highest third-down percentage: .909 vs. Northwestern (10-11), 1993  
 Most penalties: 13 vs. Oregon (91 yards), 1978; Kentucky (133 yards), 1984  
 Most penalty yards: 133 vs. Kentucky (13 penalties), 1984  
 Fewest penalties: 0, many times (MR: vs. Minnesota, 1992)

## Team Offense — Season

### Rushing

Yards: 3,305 in 1999  
 Average per game: 287.5 in 1974 (3,162 yards)  
 Attempts: 645 in 2002  
 Average per carry: 5.4 in 1994 (545 att.-2,934 yds.)  
 Touchdowns: 38 in 1974

### Passing

Yards: 2,556 yards in 2001  
 Average per game: 221.7 in 1995 (2,439 yards)  
 Attempts: 340 in 1982 (179 comp.)  
 Completions: 206 in 1995 (332 att.)  
 Completion percentage: .675 in 1993 (191 comp.-283 att.)

Touchdowns: 20 in 1993 and 1994  
Interceptions: 25 in 1965

### Scoring

Points: 409 in 1999  
Average per game: 34.1 in 1999 (409 points)  
Field goals: 22 in 1992

### Total Offense

Yards: 5,462 in 1993  
Average per game: 455.2 in 1993 (5,462 yards)  
Plays: 967 in 2002 (4,966 yards)

### Kickoff Returns

Yards: 1,164 in 1986 (53 ret.)  
Returns: 61 in 1988 (1,072 yards)  
Avg. per return: 24.3 in 1999 (20-485)

### Punt Returns

Yards: 524 in 1947 (30 ret.)  
Returns: 51 in 1951 (428 yards)  
Avg. per return: 17.5 in 1947 (30 att.-524 yds.)

### Punting

Yards: 3,155 in 1998 (72 punts)  
Punts: 81 in 1968 (3,047 yards)  
Average per punt: 44.3 in 2000 (70 att.-3,101 yds.)

### Miscellaneous

Most fumbles: 47 in 1988  
Most fumbles lost: 30 in 1970  
Highest third-down percentage: .583 in 1993

## Team Defense — Game

### Rushing

Yards: -18 by Iowa (34 att.), 1951  
Attempts: 14 by Hawaii (42 yards), 2000  
Avg. per carry: -0.5 by Iowa (34-minus 18), 1951  
Touchdowns: 0, many times

### Passing

Yards: 0, six times (MR: vs. Minnesota, 1977)  
Attempts: 3, twice (MR: vs. Ohio State, 1961)  
Completions: 0, five times (MR: vs. Minnesota, 1977)  
Completion percentage: .000, five times (MR: vs. Minnesota, 1977)  
Touchdowns: 0, many times  
Interceptions: 7 by Minnesota, 1954

### Scoring

Points: 0, many times (MR: vs. Indiana, 1999)

### Total Offense

Yards: 71 vs. Cal (24 rushing, 47 passing), 1946

### Miscellaneous

Most fumbles: 10 by Syracuse, 1972  
Most fumbles lost: 7 by Syracuse, 1972  
Lowest third-down percentage: .077 by Boise State (1-13), 1997; by San Jose State (1-13), 1997  
Most penalties: 15 by Illinois (151 yards), 1981  
Most penalty yards: 151 by Illinois (15 pen.), 1981  
Fewest penalties: 0, many times  
Lowest time of possession: 9:17 by Hawaii, 1987

## Team Defense — Season

### Rushing

Yards: 601 in 1951  
Average per game: 66.8 in 1951 (601 yards)  
Attempts: 345 in 1951  
Average per carry: 1.7 in 1951  
Touchdowns: 5 in 1998

### Passing

Yards: 661 in 1953  
Average per game: 65.2 in 1975 (717 yards)  
Attempts: 121 in 1948  
Completions: 44 in 1956  
Completion percentage: .369 in 1953  
Touchdowns: 3 in 1963  
Interceptions: 25 in 1965

### Scoring

Points: 59 in 1951  
Avg. per game: 6.6 in 1951 (59 pts.)

### Total Offense

Yards: 1,393 in 1951  
Average per game: 154.8 in 1951 (1,393 yards)

### Miscellaneous

Most fumbles forced: 43 in 1976  
Most fumbles recovered: 25 in 1972  
Lowest third-down conversion pct.: .166 in 1982  
Most turnovers created: 41 in 1959



All-American Tom Burke keyed the 1998 Wisconsin defense that allowed a school record-low five rushing touchdowns.

# SINGLE-GAME BESTS

## Wisconsin Offense

### Total Offense

705	Indiana (461 rushing, 244 passing), 1999
632	Indiana (372 rushing, 260 passing), 1994
630	Wyoming (548 rushing, 82 passing), 1973
625	Northwestern (406 rushing, 219 passing), 1983
608	Northwestern (551 rushing, 57 passing), 1974
605	Minnesota (182 rushing, 423 passing), 1993
604	Iowa (420 rushing, 184 passing), 1999
602	Hawaii (499 rushing, 103 passing), 1996
579	San Jose State (403 rushing, 176 passing), 1997
578	Northwestern (406 rushing, 172 passing), 1982
Opponent best: 645, Michigan State (295 rushing, 350 passing), 1978	

### Rushing Offense

551	Northwestern (79 att.), 1974
548	Wyoming (70 att.), 1973
499	Hawaii (56 att.), 1996
475	Northwestern (61 att.), 1981
461	Indiana (56 att.), 1999
441	Marquette (65 att.), 1956
435	Minnesota (70 att.), 1974
420	Iowa (60 att.), 1999
416	Minnesota (68 att.), 2002
412	Northwestern (n/a), 1957
406	Northwestern (55 att.), 1982
Opponent best: 452 by Kansas (66 att.), 1975	

### Passing Offense

423	Minnesota (31-48), 1993
419	USC (34-49), 1963
368	Michigan State (20-37), 2001
355	Northwestern (21-31), 1990
352	Iowa (35-51), 1995
325	Iowa (25-54), 1983
319	Ohio State (23-39), 1983
317	Purdue (16-33), 1983
312	Minnesota (20-41), 1961
303	Purdue (20-30), 1982
302	Minnesota (17-27), 1995
Opponent best: 494, Purdue (55-83), 1998	

### Scoring Offense

69	New Mexico State, 1962
62	Indiana, 1994
60	Marquette, 1957
59	Missouri, 1974
59	Hawaii, 1996
59	Indiana, 1999
56	Minnesota, 1983
56	Eastern Michigan, 1994
56	San Jose State, 1997
55	Illinois, 1961
55	Illinois, 1969
Opponent best: 63 by Indiana, 2001	

## Wisconsin Defense

### Total Defense

71	California (24 rushing, 47 passing), 1946
74	Marquette (60 rushing, 14 passing), 1949
78	Illinois (25 rushing, 54 passing), 1977
82	Iowa (-18 rushing, 100 passing), 1951
102	Ohio (65 rushing, 37 passing), 1998
106	Ohio State (61 rushing, 45 passing), 1951
113	Northwestern (23 rushing, 90 passing), 1951
115	Marquette (5 rushing, 110 passing), 1946
116	Illinois (32 rushing, 84 passing), 1948
117	Marquette (43 rushing, 74 passing), 1956
Wisconsin worst: 59, Iowa (47 rushing, 12 passing), 1954	

### Rushing Defense

-18	Iowa (34 att.), 1951
-5	San Diego State (26 att.), 1980
-5	Stanford (27 att.), 2000
-1	Western Michigan (20 att.), 2000
5	Marquette (16 att.), 1946
8	Michigan State (33 att.), 1954
13	Pennsylvania (44 att.), 1951
15	Northwestern (24 att.), 1978
18	Northwestern (23 att.), 1980
19	Northwestern (30 att.), 1982
Wisconsin worst: -51, Notre Dame (28 att.), 1964	

### Passing Defense

0	Indiana (1-8), 1951
0	Northwestern (0-6), 1956
0	Michigan State (0-4), 1961
0	Minnesota (0-4), 1972
0	Purdue (0-7), 1975
0	Minnesota (0-3), 1977
2	Kansas (1-3), 1975
13	Ohio State (1-3), 1958
14	Marquette (3-17), 1949
15	Michigan (4-21), 1959
15	Washington (2-5), 1968
15	Michigan State (1-11), 1972
Wisconsin worst: 0, Purdue (1-3), 1958; Ohio State (0-8), 1989	

### Scoring Defense

0	many times (MR: Indiana, 1999)
Opponent best: 0 many times (MR: by Syracuse, 1997)	

# PLAYER RECORDS

## Rushing Yards

Quarter: 170, Ron Dayne vs. San Jose State, 1997  
 Half: 258, Michael Bennett vs. Oregon, 2000  
 Game: 339, Ron Dayne vs. Hawaii, 1996  
 Season: 2,109, Ron Dayne, 1996  
 Career: 7,125, Ron Dayne, 1996-99

## Rushing Attempts

Quarter: 16, Ron Dayne vs. Minnesota, 1996  
 Half: 31, Ron Dayne vs. Minnesota, 1996  
 Game: 50, Ron Dayne vs. Minnesota, 1996  
 Season: 337, Ron Dayne, 1999  
 Career: 1,220, Ron Dayne, 1996-99

## Highest Average Per Carry

Game (10 att.): 14.9, Ken Starch vs. Colorado, 1974  
 Season (100 att.): 6.75, Troy King, 1982  
 Career (300 att.): 5.84, Ron Dayne, 1996-99

## Rushing Touchdowns

Game: 5, Anthony Davis vs. Minnesota, 2002; Billy Marek vs. Minnesota, 1974  
 Season: 21, Ron Dayne, 1996  
 Career: 71, Ron Dayne, 1996-99

## 100-yard Rushing Games

Season: 11, Brent Moss, 1993  
 Career: 33, Ron Dayne, 1996-99  
 Consecutive: 17, Brent Moss, 1993-94

## 200-yard Rushing Games

Season: 5, Ron Dayne, 1996  
 Career: 14, Ron Dayne, 1996-99  
 Consecutive: 3, Billy Marek, 1974; Ron Dayne, 1996; Ron Dayne, 1999

## Highest Rushing Average Per Game

Season: 169.5, Ron Dayne, 1999  
 Career: 151.6, Ron Dayne, 1996-99

## Rushing Yards in Consecutive Games

Two: 628, Ron Dayne, 1996  
 Three: 874, Ron Dayne, 1996  
 Four: 987, Ron Dayne, 1996  
 Five: 1,233, Ron Dayne, 1996  
 Six: 1,477, Ron Dayne, 1996

## Passing Yards


Game: 423, Darrell Bevell vs. Minnesota, 1993  
 Season: 2,390, Darrell Bevell, 1993  
 Career: 7,686, Darrell Bevell, 1992-95

## Pass Attempts

Game: 54, Randy Wright vs. Iowa, 1983  
 Season: 330, Randy Wright, 1982  
 Career: 1,052, Darrell Bevell, 1992-95

## Pass Completions

Game: 35, Darrell Bevell vs. Iowa, 1995  
 Season: 195, Darrell Bevell, 1995  
 Career: 646, Darrell Bevell, 1992-95  
 Consecutive: 14, Darrell Bevell vs. Northwestern, 1993



Darrell Bevell's 59 career touchdown passes are the most in Wisconsin history.

## Highest Completion Percentage

Game (10 att.): .944, Darrell Bevell (17-18) vs. Northwestern, 1993  
 Season: .678, Darrell Bevell (187-276), 1993  
 Career: .614, Darrell Bevell (646-1,052), 1992-95

## Passing Touchdowns

Game: 5, Darrell Bevell vs. Nevada, 1993  
 Season: 19, Randy Wright, 1983; Darrell Bevell, 1993  
 Career: 59, Darrell Bevell, 1992-95

## Highest Pass Efficiency Rating

Game (15 att.): 259.9, Neil Graff vs. Penn State, 1970  
 Season: 155.2, Darrell Bevell, 1993  
 Career: 133.9, Darrell Bevell, 1992-95

## Most 200-yard Passing Games

Season: 6, Randy Wright, 1983; Darrell Bevell, 1993  
 Career: 14, Darrell Bevell, 1992-95  
 Consecutive: 4, Randy Wright, 1983

## Most Yards Receiving

Game: 252, Al Toon vs. Purdue, 1983  
 Season: 1,545, Lee Evans, 2001  
 By a WR: 1,545, Lee Evans, 2001  
 By a RB: 356, Tom Wiesner, 1960  
 By a TE: 817, Pat Richter, 1961  
 Career: 2,255, Lee Evans, 1999-present  
 By a WR: 2,255, Lee Evans, 1999-present  
 By a RB: 658, Joe Armentrout, 1983-86  
 By a TE: 1,873, Pat Richter, 1960-62

## Most Receptions

Game: 13, Matt Nyquist vs. Iowa, 1995  
 By a WR: 11, Louis Jung vs. Colorado, 1965; Jimmy Jones vs. Northwestern, 1964; Chris Chambers vs. Iowa, 2000; Chris Chambers vs. Purdue, 2000  
 By a TE: 13, Matt Nyquist vs. Iowa, 1995  
 Season: 75, Lee Evans, 2001  
 By a WR: 75, Lee Evans, 2001  
 By a RB: 33, Ron Johnson, 1994  
 By a TE: 49, Pat Richter, 1962  
 Career: 131, Al Toon, 1982-84  
 By a WR: 131, Al Toon, 1982-84  
 By a RB: 69, Joe Armentrout, 1983-86  
 By a TE: 121, Pat Richter, 1960-62

## Most Consecutive Passes Caught

Career: 25, Lee Evans, 1999-present

## Highest Average Per Reception

Game (3 rec.): 47.3, Larry Mialik vs. Penn St., 1970  
 Season (30 rec.): 21.3, Larry Mialik, 1970  
 Career (50 rec.): 20.3, Lee Evans, 2001

## Most Receiving Touchdowns

Game: 3, Dave Howard vs. Iowa, 1955; Pat Richter vs. Illinois, 1961; Lee Evans vs. Michigan State, 2001  
 Season: 9, Al Toon, 1983; Lee Evans, 2001  
 Career: 23, Tony Simmons, 1994-97

## Most Points

Game: 30, Anthony Davis vs. Minnesota, 2002; Billy Marek vs. Minnesota, 1974  
 By a kicker: 16, Vitaly Pisetsky vs. Michigan State, 1999  
 Season: 126, Ron Dayne, 1996  
 By a kicker: 99, Matt Davenport, 1998  
 Career: 426, Ron Dayne, 1996-99

## Most Touchdowns

Game: 5, Anthony Davis vs. Minnesota, 2002; Billy Marek vs. Minnesota, 1974  
 Season: 21, Ron Dayne, 1996  
 Career: 71, Ron Dayne, 1996-99

## Most Extra Points

Game: 8, Vince Lamia vs. Missouri, 1974; Kevin Rohde vs. Minnesota, 1983; Rick Schnetzky vs. Eastern Michigan, 1994; Rick Schnetzky vs. Indiana, 1994; Matt Davenport vs. San Jose State, 1997; Vitaly Pisetsky vs. Indiana, 1999  
 Season: 46, Vitaly Pisetsky, 1999  
 Career: 105, Vince Lamia, 1973-76

## Highest Extra Point Percentage

Game (8 att.): 100.0, Vince Lamia vs. Missouri, 1974; Kevin Rohde vs. Minnesota, 1983; Rick Schnetzky vs. Eastern Michigan, 1994; Matt Davenport vs. San Jose State, 1997; Vitaly Pisetsky vs. Indiana, 1999  
 Season (25 att.): 100.0, Gary Kroner, 1962; Roger Jaeger, 1971; Mark Doran, 1981; Mark Neuser, 2001; Mike Allen, 2002  
 Career (50 att.): 96.5, Todd Gregoire, 1984-87

**Most Field Goals**

Game: 4, Vince Lamia vs. Minnesota, 1976; Todd Gregoire vs. Kentucky, 1984; Todd Gregoire vs. Ohio State, 1987; Rich Thompson vs. Bowling Green, 1992; Rich Thompson vs. Purdue, 1992; Matt Davenport vs. Minnesota, 1998; Vitaly Pisetsky vs. Michigan State, 1999  
 Season: 22, Rich Thompson, 1992  
 Career: 65, Todd Gregoire, 1984-87

**Highest Field Goal Percentage**

Game (4 att.): 100.0, Vince Lamia vs. Minnesota, 1976; Todd Gregoire vs. Kentucky, 1984; Rich Thompson vs. Bowling Green, 1992; Rich Thompson vs. Purdue, 1992; Matt Davenport vs. Minnesota, 1998; Vitaly Pisetsky vs. Michigan State, 1999  
 Season (15 att.): 90.5, Matt Davenport (19-21), 1998  
 Career (30 att.): 86.8, Matt Davenport (33-38), 1997-98

**Most Yards Of Total Offense**

Game: 416, Darrell Bevell vs. Minnesota, 1993  
 Season: 2,481, Randy Wright, 1982  
 Career: 7,477, Darrell Bevell, 1992-95

**Most Total Offensive Plays**

Game: 61, Randy Wright vs. Iowa, 1983  
 Season: 405, Brooks Bollinger, 2002  
 Career: 1,289, Brooks Bollinger, 1999-02

**Most TDs Responsible For**

Game: 5, Billy Marek vs. Minnesota, 1974; Mike Kalasmiki vs. Minnesota, 1979; Jess Cole vs. Minnesota, 1980; Randy Wright vs. Purdue, 1983; Darrell Bevell vs. Nevada, 1993; Mike Samuel vs. San Jose State, 1997; Brooks Bollinger vs. Michigan State, 2002; Anthony Davis vs. Minnesota, 2002  
 Season: 24, Randy Wright, 1983  
 Career: 71, Ron Dayne, 1996-99

**Most All-purpose Yardage**

Game: 347, Ron Dayne vs. Hawaii, 1996  
 Kick returns only: 241, Troy Vincent vs. Western Illinois, 1991  
 Season: 2,242, Ron Dayne, 1996  
 Career: 7,429, Ron Dayne, 1996-99

**Most Kickoff Return Yards**

Game: 178, Clarence Self vs. Michigan, 1947  
 Season: 670, Brandon Williams, 2002  
 Career: 1,778, Nick Davis, 1998-01

**Most Kickoff Returns**

Game: 7, Clarence Self vs. Michigan, 1947  
 Season: 32, Brandon Williams, 2002  
 Career: 78, Fred Owens, 1986-89

**Highest Avg. Per Kickoff Return**

Game (3 ret.): 42.7, Selvie Washington vs. Nebraska, 1974  
 Season (10 ret.): 29.6, Ira Matthews, 1976  
 Career (30 ret.): 24.6, Greg Johnson, 1969, 1971

**Most Kickoff Returns For TDs**

Game: 1, many times (MR: Lee Evans vs. Indiana, 2000)  
 Season: 2, Ira Matthews, 1976; Nick Davis, 1999

Career: 2, Danny Crooks, 1969-71; Ira Matthews, 1975-78; Nick Davis, 1998-01

**Most Punt Return Yards**

Game: 158, Earl Girard vs. Iowa, 1947  
 Season: 434, Jim Leonhard, 2002  
 Career: 1,007, Nick Davis, 1998-01

**Most Punt Returns**

Game: 10, Bill Lane vs. Indiana, 1951  
 Season: 38, Keith Jackson, 1994  
 Career: 83, Nick Davis, 1998-01

**Highest Average Per Punt Return**

Game (3 ret.): 52.7, Earl Girard vs. Iowa, 1947  
 Season (15 ret.): 16.9, Ira Matthews, 1978  
 Career (25 ret.): 12.1, Nick Davis, 1998-01; Jim Leonhard, 2001-present

**Most Punt Returns For TDs**

Game: 2, Earl Girard vs. Iowa, 1947  
 Season: 3, Ira Matthews, 1978  
 Career: 4, Ira Matthews, 1975-78

**Most Yards Punting**

Game: 500, Brad Brekke vs. Miami, Fla., 1989  
 Season: 3,155, Kevin Stemke, 1998  
 Career: 10,660, Kevin Stemke, 1997-2000

**Most Punts**

Game: 12, Dave Fronek vs. Nebraska, 1965; Bob Schaffner vs. Iowa, 1968; Brad Brekke vs. Miami, Fla., 1989  
 Season: 74, R.J. Morse, 2002  
 Career: 249, Scott Cepicky, 1984-87



**Tim Jordan set a school record with six quarterback sacks against Northwestern in 1985.**

**Highest Average Per Punt**

Game (3 punts): 52.2, Dick Mileager vs. Kansas, 1976  
 Season (30 punts): 44.5, Kevin Stemke, 2000  
 Career (100 punts): 43.5, Kevin Stemke, 1997-2000

**Most Interceptions**

Game: 4, Clarence Bratt vs. Minnesota, 1954  
 Season: 11, Jim Leonhard, 2002  
 Career: 21, Jamar Fletcher, 1998-2000

**Most Interception Return Yardage**

Game: 103, Bob Radcliffe vs. Navy, 1949; Ed Withers vs. Iowa, 1950  
 Season: 179, Jamar Fletcher, 2000  
 Career: 459, Jamar Fletcher, 1998-00

**Highest Average Per Int. Return**

Season (min. 4 ret.): 30.5, Pat Levenhagen, 1955  
 Career (min. 8 ret.): 25.0, Ed Withers, 1949-51

**Most Interception Ret. for TDs**

Game: 2, Bob Radcliffe vs. Navy, 1949  
 Season: 3, Jamar Fletcher, 1998  
 Career: 5, Jamar Fletcher, 1998-2000

**Most Tackles**

Game: 28, Dave Crossen vs. Purdue, 1977  
 By a LB: 28, Dave Crossen vs. Purdue, 1977  
 By a DB: 23, Scott Nelson vs. Iowa, 1990  
 Season: 181, Dave Lokanc, 1972  
 By a LB: 181, Dave Lokanc, 1972  
 By a DL: 135, Tim Krumrie, 1981  
 By a DB: 144, Reggie Holt, 1991  
 Career: 451, Pete Monty, 1993-96  
 By a LB: 451, Pete Monty, 1993-96  
 By a DL: 444, Tim Krumrie, 1979-82  
 By a DB: 359, Greg Thomas, 1987-90

**Most Tackles For Loss**

Game: 6, Darryl Sims vs. Northwestern, 1982; Tim Jordan vs. Northwestern, 1985; Wendell Bryant vs. Penn State, 2001  
 Season: 31, Tom Burke, 1998  
 Career: 58, Tarek Saleh, 1993-96

**Most Quarterback Sacks**

Game: 6, Tim Jordan vs. Northwestern, 1985  
 Season: 22, Tom Burke, 1998  
 Career: 33, Tarek Saleh, 1993-96

**Most Passes Defended**

Game: 6, Mike Echols vs. Purdue, 1999  
 Season: 25, Jim Leonhard, 2002; Mike Echols, 2000  
 Career: 62, Mike Echols, 1998-01


**Most Fumbles Recovered**

Game: 3, Michael Reid vs. Ohio State, 1985  
 Season: 5, Ed Bosold, 1972  
 Career: 7, Dan Batsch, 1987-90; Scott Nelson, 1990-93

**Most Blocked Kicks**

Game: 3, Richard Johnson vs. Missouri, 1984  
 Season: 6, Richard Johnson, 1984  
 Career: 8, Richard Johnson, 1982-84


## CAREER RUSHING LEADERS



Ron Dayne



Billy Marek



Rufus Ferguson

**1. Ron Dayne**

YEAR	ATT.	YARDS	AVG.	TD
1996	325	2,109	6.5	21
1997	263	1,457	5.5	15
1998	295	1,525	5.2	15
1999	337	2,034	6.0	20
Total	1,220	7,125	5.8	71

**2. Billy Marek**

YEAR	ATT.	YARDS	AVG.	TD
1972	1	6	6.0	0
1973	241	1,207	5.0	13
1974	205	1,215	5.9	18
1975	272	1,281	4.7	13
Total	719	3,709	5.2	44

**3. Brent Moss**

YEAR	ATT.	YARDS	AVG.	TD
1991	61	219	3.6	1
1992	165	739	4.5	9
1993	312	1,637	5.2	16
1994	156	833	5.3	8
Total	694	3,428	4.9	34

**4. Terrell Fletcher**

YEAR	ATT.	YARDS	AVG.	TD
1991	109	446	4.1	4
1992	96	496	5.2	0
1993	165	996	6.0	9
1994	244	1,476	6.0	12
Total	614	3,414	5.6	25

**5. Alan Ameche**

YEAR	ATT.	YARDS	AVG.	TD
1951	157	824	5.2	4
1952	233	1,079	4.6	7
1953	165	801	4.9	5
1954	146	641	4.4	9
Total	701	3,345	4.8	25

**6. Anthony Davis**

YEAR	ATT.	YARDS	AVG.	TD
2001	291	1,466	5.0	11
2002	300	1,555	5.2	13
Total	591	3,021	5.1	24

**7. Larry Emery**

YEAR	ATT.	YARDS	AVG.	TD
1983	56	336	6.0	2
1984	109	675	6.2	5
1985	224	1,113	5.0	8
1986	193	855	4.4	4
Total	582	2,979	5.1	19

**8. Rufus Ferguson**

YEAR	ATT.	YARDS	AVG.	TD
1970	130	588	4.5	6
1971	249	1,222	4.9	13
1972	215	1,004	4.7	7
Total	594	2,814	4.7	26

**9. Carl McCullough**

YEAR	ATT.	YARDS	AVG.	TD
1993	31	162	5.2	1
1995	236	1,038	4.4	3
1996	117	534	4.6	3
1997	85	377	4.4	2
Total	469	2,111	4.5	9

**10. Alan Thompson**

YEAR	ATT.	YARDS	AVG.	TD
1969	214	907	4.2	9
1970	124	455	3.7	4
1971	124	643	5.2	6
Total	462	2,005	4.3	19

# RUSHING RECORDS

## Career Rushing Yards

1. Ron Dayne, 1996-99	7,125
2. Billy Marek, 1972-75	3,709
3. Brent Moss, 1991-94	3,428
4. Terrell Fletcher, 1991-94	3,414
5. Alan Ameche, 1951-54	3,345
6. Anthony Davis, 2001-present	3,021
7. Larry Emery, 1983-86	2,979
8. Rufus Ferguson, 1970-72	2,814
9. Carl McCullough, 1993, 1995-97	2,111
10. Alan Thompson, 1969-71	2,005
11. Marvin Artley, 1985-88	1,991
12. Michael Bennett, 1999-00	1,979
13. Brooks Bollinger, 1999-02	1,767
14. Larry Canada, 1973-76	1,714
15. Dave Mohapp, 1978-81	1,710
16. Ken Starch, 1972-75	1,671
17. Ira Matthews, 1975-78	1,640
18. Joe Armentrout, 1983-86	1,576
19. John Williams, 1979-82	1,560
20. Danny Lewis, 1955-57	1,460

## Career Rushing Attempts

1. Ron Dayne, 1996-99	1,220
2. Billy Marek, 1972-75	719
3. Alan Ameche, 1951-54	701
4. Brent Moss, 1991-94	694
5. Terrell Fletcher, 1991-94	614
6. Rufus Ferguson, 1970-72	594
7. Anthony Davis, 2001-present	591
8. Larry Emery, 1983-86	582
9. Brooks Bollinger, 1999-02	518
10. Carl McCullough, '93, 95-97	469

## Career Rushing Touchdowns

1. Ron Dayne, 1996-99	71
2. Billy Marek, 1972-75	44
3. Brent Moss, 1991-94	34
4. Brooks Bollinger, 1999-02	26
5. Rufus Ferguson, 1970-72	26
6. Alan Ameche, 1951-54	25
7. Terrell Fletcher, 1991-94	25
8. Anthony Davis, 2001-present	24
9. Mike Samuel, 1995-98	23
10. Dale Hackbart, 1957-59	21

## Career Average Per Carry

(MINIMUM 300 ATTEMPTS)

1. Ron Dayne, 1996-99	5.84
2. Terrell Fletcher, 1991-94	5.56
3. Michael Bennett, 1999-00	5.39
4. Billy Marek, 1972-75	5.16
5. Larry Emery, 1983-86	5.12
6. Anthony Davis, 2001-present	5.11
7. Ken Starch, 1973-75	5.11
8. Ira Matthews, 1975-78	5.05
9. Marvin Artley, 1985-88	5.02
10. Brent Moss, 1991-94	4.94

## Season Rushing Yards

1. Ron Dayne, 1996	2,109
2. Ron Dayne, 1999	2,034
3. Michael Bennett, 2000	1,681
4. Brent Moss, 1993	1,637
5. Anthony Davis, 2002	1,555
6. Ron Dayne, 1998	1,525
7. Terrell Fletcher, 1994	1,476
8. Anthony Davis, 2001	1,466
9. Ron Dayne, 1997	1,457
10. Billy Marek, 1975	1,281
11. Rufus Ferguson, 1971	1,222
12. Billy Marek, 1974	1,215
13. Billy Marek, 1973	1,207
14. Larry Emery, 1985	1,113
15. Alan Ameche, 1952	1,079
16. Carl McCullough, 1995	1,038
17. Rufus Ferguson, 1972	1,004
18. Terrell Fletcher, 1993	996
19. Larry Canada, 1976	993
20. Marvin Artley, 1987	955

## Season Rushing Attempts

1. Ron Dayne, 1999	337
2. Ron Dayne, 1996	325
3. Brent Moss, 1993	312
4. Michael Bennett, 2000	310
5. Anthony Davis, 2002	300
6. Ron Dayne, 1998	295
7. Anthony Davis, 2001	291
8. Billy Marek, 1975	272
9. Ron Dayne, 1997	263
10. Rufus Ferguson, 1971	249

## Season Rushing Touchdowns

1. Ron Dayne, 1996	21
2. Ron Dayne, 1999	20
3. Billy Marek, 1974	18
4. Brent Moss, 1993	16
5. Ron Dayne, 1997	15
6. Ron Dayne, 1998	15
7. Anthony Davis, 2002	13
8. Rufus Ferguson, 1971	13
9. Billy Marek, 1973	13
10. Billy Marek, 1975	13

## Season Average Per Carry

(MINIMUM 100 ATTEMPTS)

1. Troy King, 1982	6.75
2. Ron Dayne, 1996	6.49
3. Marvin Artley, 1987	6.45
4. Larry Emery, 1984	6.19
5. Terrell Fletcher, 1994	6.05
6. Terrell Fletcher, 1993	6.04
7. Ron Dayne, 1999	6.04
8. Billy Marek, 1974	5.93
9. Danny Lewis, 1956	5.54
10. Ron Dayne, 1997	5.54

## Game Rushing Yards

1. Ron Dayne vs. Hawaii, 1996	339
2. Billy Marek vs. Minnesota, 1974	304
3. Anthony Davis vs. Minnesota, 2002	301
4. Ron Dayne vs. Minnesota, 1996	297
5. Michael Bennett vs. Northwestern, 2000	293
6. Michael Bennett vs. Oregon, 2000	290
7. Ron Dayne vs. Illinois, 1996	289
8. Ron Dayne vs. San Jose State, 1997	254
9. Ron Dayne vs. Utah, 1996	246
10. Ron Dayne vs. UCLA, 1999	246
11. Ron Dayne vs. Purdue, 1996	244
12. Terrell Fletcher vs. Duke, 1995	241
13. Ron Dayne vs. Cincinnati, 1999	231
14. Billy Marek vs. Northwestern, 1974	230
15. Billy Marek vs. Wyoming, 1973	226
16. Marck Harrison vs. Purdue, 1984	225
17. Ron Dayne vs. Purdue, 1999	222
18. Alan Thompson vs. Oklahoma, 1969	220
19. Michael Bennett vs. Hawaii, 2000	218
20. Ron Dayne vs. Iowa, 1999	216
21. Ron Dayne vs. Michigan State, 1999	214
22. Rufus Ferguson vs. Minnesota, 1971	211
23. Anthony Davis vs. Minnesota, 2001	208
24. Ron Dayne vs. Illinois, 1997	207
25. Billy Marek vs. Iowa, 1974	206
26. Carl McCullough vs. Stanford, 1995	204
27. Billy Marek vs. Iowa, 1973	203
28. Marck Harrison vs. Ohio State, 1984	203
29. Ron Dayne vs. Indiana, 1997	202
30. Anthony Davis vs. Penn State, 2001	200
31. Alan Ameche vs. Minnesota, 1951	200
32. Ron Dayne vs. Stanford, 2000	200

## Game Rushing Attempts

1. Ron Dayne vs. Minnesota, 1996	50
2. Michael Bennett vs. Northwestern, 2000	48
3. Anthony Davis vs. Minnesota, 2002	45
4. Billy Marek vs. Minnesota, 1974	43
5. Terrell Fletcher vs. Illinois, 1994	41
6. Ron Dayne vs. Illinois, 1996	41

## Game Rushing Touchdowns

1. Anthony Davis vs. Minnesota, 2002	5
2. Billy Marek vs. Minnesota, 1974	5
3. Billy Marek vs. Iowa, 1973	4
4. Billy Marek vs. Iowa, 1974	4
5. Jess Cole vs. Minnesota, 1980	4
6. Ron Dayne vs. Illinois, 1996	4
7. Ron Dayne vs. Hawaii, 1996	4
8. Ron Dayne vs. San Diego State, 1997	4
9. Ron Dayne vs. UCLA, 1999	4
10. Ron Dayne vs. Ohio State, 1999	4

## Game Average Per Carry

(MINIMUM 10 ATTEMPTS)

1. Ken Starch vs. Colorado, 1974	14.9
2. Terrell Fletcher vs. Indiana, 1994	14.6
3. Ken Starch vs. Wyoming, 1973	14.2
4. Clarence Self vs. Purdue, 1947	12.7
5. Ron Dayne vs. San Jose State, 1997	12.7

**Yearly Leaders**

YEAR	PLAYER	ATT.	YARDS
2002	Anthony Davis	300	1,555
2001	Anthony Davis	291	1,466
2000	Michael Bennett	310	1,681
1999	Ron Dayne	337	2,034
1998	Ron Dayne	295	1,525
1997	Ron Dayne	263	1,457
1996	Ron Dayne	325	2,109
1995	Carl McCullough	236	1,038
1994	Terrell Fletcher	244	1,476
1993	Brent Moss	312	1,637
1992	Brent Moss	165	739
1991	Terrell Fletcher	109	446
1990	Robert Williams	139	541
1989	Jimmy Henderson	102	426
1988	Marvin Artley	132	516
1987	Marvin Artley	148	955
1986	Larry Emery	193	855
1985	Larry Emery	224	1,113
1984	Marck Harrison	179	848
1983	Gary Ellerson	161	777
1982	Troy King	106	715
1981	John Williams	116	634
1980	John Williams	119	526
1979	Dave Mohapp	117	603
1978	Ira Matthews	130	654
1977	Mike Morgan	124	478
1976	Larry Canada	221	993
1975	Billy Marek	272	1,281
1974	Billy Marek	205	1,215
1973	Billy Marek	241	1,207
1972	Rufus Ferguson	215	1,004
1971	Rufus Ferguson	249	1,222
1970	Rufus Ferguson	130	588
1969	Alan Thompson	214	907
1968	Wayne Todd	100	364
1967	John Smith	96	362
1966	Wayne Todd	128	480
1965	Tom Jankowski	86	271
1964	Ronald Smith	101	438
1963	Louis Holland	88	511
1962	Ralph Kurek	67	367
1961	Jim Nettles	39	213
1960	Tom Wiesner	87	374
1959	Dale Hackbart	103	387
1958	John Hobbs	117	401
1957	Danny Lewis	95	611
1956	Danny Lewis	100	554
1955	Charles Thomas	98	477
1954	Alan Ameche	146	641
1953	Alan Ameche	165	801
1952	Alan Ameche	233	1,079
1951	Alan Ameche	157	824
1950	Rollie Strehlow	101	398
1949	Bob Teague	96	521
1948	Ben Bendrick	64	327
1947	Clarence Self	75	526
1946	Earl Maves	92	538

**Rushing By Class (Season)****Seniors**

2,034	Ron Dayne, 1999
1,476	Terrell Fletcher, 1994
1,281	Billy Marek, 1975
1,004	Rufus Ferguson, 1972
993	Larry Canada, 1976

**Juniors**

1,681	Michael Bennett, 2000
1,637	Brent Moss, 1993
1,525	Ron Dayne, 1998
1,222	Rufus Ferguson, 1971
1,215	Billy Marek, 1974

**Sophomores**

1,555	Anthony Davis, 2002
1,457	Ron Dayne, 1997
1,207	Billy Marek, 1973
1,079	Alan Ameche, 1952
1,038	Carl McCullough, 1995

**Freshmen**

2,109	Ron Dayne, 1996
1,466	Anthony Davis, 2001
824	Alan Ameche, 1951
552	Dwayne Smith, 2002
454	Brooks Bollinger, 1999

**Rushing By Class (Game)****Seniors**

241	Terrell Fletcher vs. Duke, 1995
231	Ron Dayne vs. Cincinnati, 1999
225	Marck Harrison vs. Purdue, 1984
222	Ron Dayne vs. Purdue, 1999
216	Ron Dayne vs. Iowa, 1999

**Juniors**

304	Billy Marek vs. Minnesota, 1974
293	Michael Bennett vs. Northwestern, 2000
290	Michael Bennett vs. Oregon, 2000
246	Ron Dayne vs. UCLA, 1999
230	Billy Marek vs. Northwestern, 1974

**Sophomores**

301	Anthony Davis vs. Minnesota, 2002
254	Ron Dayne vs. San Jose State, 1997
226	Billy Marek vs. Wyoming, 1973
220	Alan Thompson vs. Oklahoma, 1969
207	Ron Dayne vs. Illinois, 1997

**Freshmen**

339	Ron Dayne vs. Hawaii, 1996
297	Ron Dayne vs. Minnesota, 1996
289	Ron Dayne vs. Illinois, 1996
246	Ron Dayne vs. Utah, 1996
244	Ron Dayne vs. Purdue, 1996

# 1,000-YARD RUSHERS

## Alan Ameche (1,079 yards), 1952

Marquette (22-86-0); #2 Illinois (32-118-1); at Ohio State (25-106-0); at Iowa (13-54-1); #8 UCLA (14-31-0); at Rice (23-118-0); Northwestern (31-142-0); at Indiana (20-162-3); Minnesota (25-129-2); #5 USC (28-133-0)

## Rufus Ferguson (1,222 yds.), 1971

Northern Illinois (16-93-2); at #15 Syracuse (26-149-2); #18 LSU (23-97-1); at Northwestern (6-46-0); Indiana (27-152-3); Michigan State (25-103-1); at #12 Ohio State (23-136-0); at Iowa (28-126-0); Purdue (11-16-0); Illinois (25-93-0); at Minnesota (29-211-1)

## Rufus Ferguson (1,004 yds.), 1972

Northern Illinois (17-165-2); Syracuse (28-153-2); at LSU (17-63-0); Northwestern (34-197-2); at Indiana (15-64-0); at Michigan State (18-79-0); #4 Ohio State (21-79-0); Iowa (19-92-1); at Purdue (DNP); at Illinois (DNP); Minnesota (36-112-0)

## Billy Marek (1,207 yards), 1973

Purdue (14-34-0); #19 Colorado (13-75-0); at #2 Nebraska (30-145-0); Wyoming (29-226-3); #1 Ohio State (13-49-0); at #4 Michigan (9-31-1); Indiana (33-146-2); at Michigan State (13-48-0); Iowa (30-203-4); Northwestern (26-119-2); at Minnesota (31-131-1)

## Billy Marek (1,215 yards), 1974

at Purdue (DNP); #4 Nebraska (21-45-1); at Colorado (16-81-0); Missouri (13-123-3); at #1 Ohio State (16-77-0); #3 Michigan (9-42-0); at Indiana (DNP); #20 Michigan State (24-107-2); at Iowa (34-206-4); at Northwestern (29-230-3); Minnesota (43-304-5)

## Billy Marek (1,281 yards), 1975

#2 Michigan (21-58-0); South Dakota (12-93-3); #5 Missouri (31-117-2); Kansas (19-77-1); at Purdue (25-152-1); #1 Ohio State (12-38-0); Northwestern (36-198-2); Illinois (39-198-2); at Iowa (17-59-1); Indiana (31-182-1); at Minnesota (29-118-0)

## Larry Emery (1,113 yards), 1985

Northern Illinois (17-122-2); UNLV (24-110-0); at Wyoming (20-136-3); #5 Michigan (19-104-0); #1 Iowa (19-104-0); Northwestern (17-42-1); at Illinois (20-101-2); Indiana (28-188-0); at Minnesota (25-124-0); at #3 Ohio State (28-85-0); Michigan State (15-45-0)

## Brent Moss (1,637 yards), 1993

Nevada (19-74-0); at SMU (27-181-1); Iowa State (21-104-3); at Indiana (32-198-1); Northwestern (15-125-2); at Purdue (29-139-1); at Minnesota (27-130-2); #24 Michigan (26-128-0); #3 Ohio State (25-129-1); at Illinois (27-124-1); Michigan State (28-147-2); #13 UCLA (36-158-2)



Ron Dayne rushed for a school-record 2,109 yards as a freshman in 1996.

## Terrell Fletcher (1,476 yards), 1994

Eastern Michigan (11-100-3); at #7 Colorado (15-82-0); #21 Indiana (10-146-2); at Michigan State (12-58-0); at Northwestern (26-186-3); Purdue (19-141-1); Minnesota (28-101-0); at #10 Michigan (14-39-0); at Ohio State (8-25-0); Cincinnati (21-165-1); Illinois (41-192-0); #25 Duke (39-241-2)

## Carl McCullough (1,038 yds.), 1995

#13 Colorado (28-151-0); at Stanford (34-204-1); Stanford (12-75-0); #3 Penn State (24-129-2); at #2 Ohio State (21-65-0); #14 Northwestern (28-139-1); at Michigan State (15-81-0); Purdue (30-244-2); Minnesota (50-297-3); at Iowa (17-62-0); at Illinois (41-289-4); at Hawaii (36-339-4); Utah (30-246-3)

## Ron Dayne (2,109 yards), 1996

Eastern Michigan (8-53-1); at UNLV (13-90-1); Stanford (12-75-0); #3 Penn State (24-129-2); at #2 Ohio State (21-65-0); #14 Northwestern (28-139-1); at Michigan State (15-81-0); Purdue (30-244-2); Minnesota (50-297-3); at Iowa (17-62-0); at Illinois (41-289-4); at Hawaii (36-339-4); Utah (30-246-3)

## Ron Dayne (1,457 yards), 1997

#17 Syracuse (13-46-0); Boise State (DNP); at San Jose State (20-254-3); San Diego State (26-145-4); Indiana (34-202-2); at Northwestern (25-93-2); Illinois (28-207-2); at Purdue (26-141-1); at Minnesota (40-183-1); #12 Iowa (7-24-0); #1 Michigan (DNP); at #6 Penn State (30-126-0); #11 Georgia (14-36-0)

## Ron Dayne (1,525 yards), 1998

at San Diego State (DNP); Ohio (20-111-3); UNLV (13-108-0); Northwestern (22-168-1); at Indiana (28-130-1); Purdue (33-127-1); at Illinois (39-190-3); at Iowa (39-164-1); Minnesota (35-133-1); #15 Michigan (16-53-0); #14 Penn State (23-95-0); #6 UCLA (27-246-4)

## Ron Dayne (2,034 yards), 1999

Murray State (20-135-3); Ball State (31-158-1); at Cincinnati (28-231-1); #4 Michigan (22-88-1); at #12 Ohio State (32-161-4); at #25 Minnesota (25-80-1); Indiana (17-167-2); #11 Michigan State (34-214-2); at Northwestern (35-162-2); at #17 Purdue (32-222-1); Iowa (27-216-1); #22 Stanford (34-200-1)

## Michael Bennett (1,681 yds.), 2000

Western Michigan (30-128-1); Oregon (28-290-2); Cincinnati (DNP); Northwestern (48-293-2); at #9 Michigan (30-123-0); #8 Ohio State (20-106-1); at Michigan State (23-59-0); #17 Purdue (28-188-1); at Iowa (29-81-1); Minnesota (DNP); at Indiana (22-112-1); at Hawaii (36-218-1); UCLA (16-83-1)

## Anthony Davis (1,466 yds.), 2001

Virginia (24-147-0); at #7 Oregon (13-130-1); #19 Fresno State (24-137-0); at Penn State (37-200-0); Western Kentucky (19-89-2); Indiana (DNP); at #21 Ohio State (26-103-1); at Illinois (24-116-2); Michigan State (32-101-0); Iowa (36-132-1); #11 Michigan (27-103-1); at Minnesota (29-208-3)

## Anthony Davis (1,555 yds.), 2002

Fresno State (36-184-0); at UNLV (20-81-0); West Virginia (19-75-1); Northern Illinois (14-49-1); Arizona (16-110-2); #20 Penn State (11-46-0); at Indiana (18-108-1); #4 Ohio State (25-144-1); at Michigan State (29-170-0); at #9 Iowa (16-34-0); Illinois (DNP); at #12 Michigan (26-154-1); Minnesota (45-301-5); #14 Colorado (25-99-1)

## Longest Runs

91(td) by Tom Brigham vs. Western Michigan, 1963  
88(td) by Ken Starch vs. Colorado, 1974  
86(td) by Danny Lewis vs. West Virginia, 1957  
84(td) by Earl Maves vs. Marquette, 1946  
83 by Michael Bennett vs. Oregon, 2000  
82 by Ira Matthews vs. Minnesota, 1978  
81 by Harland Carl vs. Marquette, 1951  
81(td) by Billy Marek vs. Missouri, 1974

## Pre-Modern Era

90(td) by Eddie Gillette vs. Northwestern, 1912  
85(td) by Norsky Larson vs. Minnesota, 1898  
85 by Norsky Larson vs. Chicago, 1901  
84(td) by A.G. Findlay vs. Minnesota, 1905

## 100-YARD GAMES

## 300 +

- 339 Ron Dayne vs. Hawaii, 1996  
 304 Billy Marek vs. Minnesota, 1974  
 301 Anthony Davis vs. Minnesota, 2002

## 200-299


- 297 Ron Dayne vs. Minnesota, 1996  
 293 Michael Bennett vs. N'western, 2000  
 290 Michael Bennett vs. Oregon, 2000  
 289 Ron Dayne vs. Illinois, 1996  
 254 Ron Dayne vs. San Jose State, 1997  
 246 Ron Dayne vs. Utah, 1996  
 246 Ron Dayne vs. UCLA, 1999  
 244 Ron Dayne vs. Purdue, 1996  
 241 Terrell Fletcher vs. Duke, 1995  
 231 Ron Dayne vs. Cincinnati, 1999  
 230 Billy Marek vs. Northwestern, 1974  
 226 Billy Marek vs. Wyoming, 1973  
 225 Marck Harrison vs. Purdue, 1984  
 222 Ron Dayne vs. Purdue, 1999  
 220 Alan Thompson vs. Oklahoma, 1969  
 218 Michael Bennett vs. Hawaii, 2000  
 216 Ron Dayne vs. Iowa, 1999  
 214 Ron Dayne vs. Michigan State, 1999  
 211 Rufus Ferguson vs. Minnesota, 1971  
 208 Anthony Davis vs. Minnesota, 2001  
 207 Ron Dayne vs. Illinois, 1997  
 206 Billy Marek vs. Iowa, 1974  
 204 Carl McCullough vs. Stanford, 1995  
 203 Billy Marek vs. Iowa, 1973  
 203 Marck Harrison vs. Ohio State, 1984  
 202 Ron Dayne vs. Indiana, 1997  
 200 Alan Ameche vs. Minnesota, 1951  
 200 Ron Dayne vs. Stanford, 2000  
 200 Anthony Davis vs. Penn State, 2001

## 150-199

- 198 Billy Marek vs. Northwestern, 1975  
 198 Brent Moss vs. Indiana, 1993  
 197 Rufus Ferguson vs. N'western, 1972  
 192 Terrell Fletcher vs. Illinois, 1994  
 190 Ron Dayne vs. Illinois, 1998  
 189 Billy Marek vs. Illinois, 1975  
 188 Larry Emery vs. Indiana, 1985  
 188 Michael Bennett vs. Purdue, 2000  
 186 Terrell Fletcher vs. N'western, 1994  
 185 Larry Emery vs. Michigan, 1984  
 184 Anthony Davis vs. Fresno St., 2002  
 184 Ken Starch vs. Wyoming, 1973  
 183 Ron Dayne vs. Minnesota, 1997  
 182 Billy Marek vs. Indiana, 1975  
 181 Brent Moss vs. SMU, 1993  
 174 Larry Emery vs. Northwestern, 1984  
 173 Brent Moss vs. Michigan State, 1994  
 170 Anthony Davis vs. Mich. State, 2002  
 170 Carl McCullough vs. Boise St., 1997  
 168 Ron Dayne vs. Northwestern, 1998  
 167 Ron Dayne vs. Indiana, 1999  
 166 Troy King vs. Northwestern, 1982  
 165 Robert Teague vs. N'western, 1949  
 165 Terrell Fletcher vs. Cincinnati, 1994  
 164 Gary Ellerson vs. No. Illinois, 1983  
 164 Ron Dayne vs. Iowa, 1998  
 162 Alan Ameche vs. Indiana, 1952  
 162 Ron Dayne vs. Northwestern, 1999  
 161 Ron Dayne vs. Ohio State, 1999  
 160 Danny Lewis vs. Marquette, 1956  
 160 Ronald Smith vs. Minnesota, 1964  
 158 Brent Moss vs. Iowa, 1992  
 158 Brent Moss vs. UCLA, 1994  
 158 Ron Dayne vs. Ball State, 1999  
 157 Alan Ameche vs. Northwestern, 1952  
 157 John Smith vs. Iowa, 1967  
 155 Earl Maves vs. Marquette, 1964  
 154 Anthony Davis vs. Michigan, 2002  
 153 Rufus Ferguson vs. Syracuse, 1972  
 153 Larry Canada vs. Minnesota, 1976  
 152 Rufus Ferguson vs. Indiana, 1971  
 152 Billy Marek vs. Purdue, 1975  
 151 Carl McCullough vs. Colorado, 1995

## 100-149


- 149 Rufus Ferguson vs. Syracuse, 1971  
 149 Ken Starch vs. Colorado, 1974  
 148 Alan Ameche vs. Purdue, 1951  
 148 Terrell Fletcher vs. Bowl. Grn., 1992  
 147 Anthony Davis vs. Virginia, 2001  
 147 Brent Moss vs. Michigan State, 1993  
 146 Billy Marek vs. Indiana, 1973  
 146 Terrell Fletcher vs. Indiana, 1994  
 145 Alan Ameche vs. Illinois, 1952  
 145 Billy Marek vs. Nebraska, 1973  
 145 Brent Moss vs. Northwestern, 1994  
 145 Ron Dayne vs. San Diego State, 1997  
 144 Anthony Davis vs. Ohio State, 2002  
 144 Robert Teague vs. Indiana, 1949  
 141 Charles Thomas vs. Marquette, 1955  
 141 Terrell Fletcher vs. Purdue, 1994  
 141 Ron Dayne vs. Purdue, 1997  
 140 Steve Vinci vs. Utah, 1987  
 139 Dave Mohapp vs. Iowa, 1979  
 139 Brent Moss vs. Purdue, 1993  
 139 Terrell Fletcher vs. Illinois, 1993  
 139 Ron Dayne vs. Northwestern, 1996  
 138 Clarence Self vs. Iowa, 1947  
 138 Dave Mohapp vs. Michigan St., 1980  
 138 Marvin Artley vs. Utah, 1987  
 137 Brent Moss vs. Minnesota, 1992  
 137 Anthony Davis vs. Fresno State, 2001  
 136 Rufus Ferguson vs. Ohio St., 1971  
 136 Gary Ellerson vs. Indiana, 1983  
 136 Larry Emery vs. Wyoming, 1985  
 136 Marvin Artley vs. No. Illinois, 1988  
 135 Michael Morgan vs. Indiana, 1974  
 135 Aaron Stecker vs. UNLV, 1996  
 135 Ron Dayne vs. Murray State, 1999  
 134 Danny Lewis vs. Purdue, 1957  
 134 Ira Matthews vs. Minnesota, 1978  
 134 Sean Wilson vs. California, 1989  
 133 Alan Ameche vs. USC, 1953  
 133 Ron Dayne vs. Minnesota, 1998  
 132 John Smith vs. Minnesota, 1968  
 132 John Williams vs. Michigan St., 1981  
 132 Troy King vs. Minnesota, 1982  
 132 Larry Emery vs. N'western, 1986  
 132 Carl McCullough vs. Illinois, 1995  
 132 Anthony Davis vs. Iowa, 2001  
 131 Billy Marek vs. Minnesota, 1973  
 130 Brent Moss vs. Minnesota, 1993  
 130 Carl McCullough vs. SMU, 1995  
 130 Ron Dayne vs. Indiana, 1998  
 130 Anthony Davis vs. Oregon, 2001  
 129 Joe Dawkins vs. Indiana, 1969  
 129 Robert Williams vs. Minnesota, 1989  
 129 Brent Moss vs. Ohio State, 1993  
 129 Brent Moss vs. E. Michigan, 1994  
 129 Ron Dayne vs. Penn State, 1996  
 128 Chucky Davis vs. Michigan St., 1982  
 128 Brent Moss vs. Michigan, 1993  
 128 Michael Bennett vs. W. Mich., 2000  
 127 Clarence Self vs. Purdue, 1947



Anthony Davis

- 127 Alan Ameche vs. Michigan St., 1954  
 127 Troy King vs. Iowa, 1982  
 127 Larry Emery vs. Indiana, 1984  
 127 Ron Dayne vs. Purdue, 1998  
 127 Brooks Bollinger vs. Minnesota, '00  
 126 Alan Ameche vs. Iowa, 1951  
 126 Rufus Ferguson vs. Iowa, 1971  
 126 Ron Dayne vs. Penn State, 1997  
 125 Alan Ameche vs. Minnesota, 1952  
 125 Ira Matthews vs. Northwestern, 1978  
 125 Brent Moss vs. Northwestern, 1993  
 124 Alan Ameche vs. Northwestern, 1951  
 124 Alan Thompson vs. Iowa, 1971  
 124 Larry Emery vs. Minnesota, 1985  
 124 Terrell Fletcher vs. No. Illinois, 1992  
 124 Terrell Fletcher vs. Iowa State, 1993  
 124 Brent Moss vs. Illinois, 1993  
 124 Eddie Faulkner vs. Cincinnati, 2000  
 123 Billy Marek vs. Missouri, 1974  
 123 Tom Stauss vs. Northwestern, 1978  
 123 Michael Bennett vs. Michigan, 2000  
 122 Dwayne Smith vs. Illinois, 2002  
 122 Lisle Blackburn vs. Cal, 1949  
 122 Larry Emery vs. No. Illinois, 1985  
 122 Larry Emery vs. Illinois, 1986  
 120 Joe Armentrout vs. No. Illinois, 1985  
 120 Larry Emery vs. Ohio State, 1986  
 120 Marvin Artley vs. Hawaii, 1987  
 119 Rollie Strehlow vs. Marquette, 1950  
 119 Billy Marek vs. Northwestern, 1973  
 119 Eddie Faulkner vs. Iowa, 1997  
 118 Billy Marek vs. Minnesota, 1975  
 118 Brent Moss vs. Colorado, 1994  
 117 Bill Hutchinson vs. Iowa, 1952  
 117 Alan Ameche vs. Iowa, 1954  
 117 Billy Marek vs. Missouri, 1975  
 117 Larry Emery vs. UNLV, 1986  
 116 Alan Ameche vs. Rice, 1952  
 116 Alan Ameche vs. Illinois, 1952  
 116 Leon Hunt vs. Northwestern, 1989  
 116 Anthony Davis vs. Illinois, 2001  
 115 Alan Ameche vs. Penn State, 1953  
 115 Tony Davis vs. Iowa, 1972  
 114 Larry Canada vs. Washington St., '76  
 114 Marvin Artley vs. Minnesota, 1987  
 114 Robert Williams vs. Ball State, 1990  
 114 Aaron Stecker vs. Minnesota, 1995  
 114 Eddie Faulkner vs. San Jose St., '97  
 114 Michael Bennett vs. Indiana, 1999  
 113 Clarence Bratt vs. Purdue, 1953  
 113 Danny Lewis vs. Illinois, 1957  
 113 Tom Stauss vs. Minnesota, 1978

- 113 Joe Armentrout vs. Wyoming, 1985  
 113 Carlos Daniels vs. San Diego St., '98  
 113 Brooks Bollinger vs. Iowa, 1999  
 112 Brooks Bollinger vs. Minnesota, 2002  
 112 Alan Ameche vs. Marquette, 1953  
 112 Alan Thompson vs. Minnesota, 1969  
 112 Rufus Ferguson vs. Minnesota, 1972  
 112 Selvie Washington vs. Colorado, '73  
 112 Jim Henderson vs. Northwestern, '89  
 112 Terrell Fletcher vs. Northwestern, '91  
 112 Terrell Fletcher vs. Michigan St., '93  
 112 Aaron Stecker vs. SMU, 1995  
 112 Michael Bennett vs. Indiana, 2000  
 112 Brooks Bollinger vs. Penn St., 2001  
 111 Robert Williams vs. Iowa, 1990  
 111 Ron Dayne vs. Ohio, 1998  
 110 Dwayne Smith vs. Mich. State, 2002  
 110 Anthony Davis vs. Arizona, 2002  
 110 Larry Emery vs. UNLV, 1985  
 110 Brent Moss vs. Indiana, 1994  
 109 Clarence Self vs. California, 1947  
 109 Lisle Blackburn vs. Indiana, 1949  
 109 Alan Thompson vs. LSU, 1971  
 109 Lionell Crawford vs. Minnesota, '88  
 108 Anthony Davis vs. Indiana, 2002  
 108 Rufus Ferguson vs. Illinois, 1971  
 108 Marvin Artley vs. Northwestern, 1987  
 108 Lionell Crawford vs. Ohio State, '89  
 108 Ron Dayne vs. UNLV, 1998  
 107 Alan Ameche vs. Marquette, 1954  
 107 Rufus Ferguson vs. N'western, '71  
 107 Billy Marek vs. Michigan State, 1974  
 107 Marvin Artley vs. Ohio State, 1987  
 107 Carl McCullough vs. E. Michigan, '96  
 106 Wally Dreyer vs. Marquette, 1948  
 106 Larry Emery vs. Minnesota, 1986  
 106 Terrell Fletcher vs. N'western, 1993  
 106 Brent Moss vs. Michigan, 1994  
 106 Michael Bennett vs. Ohio State, 2000  
 105 Harland Carl vs. Marquette, 1951  
 105 Alan Ameche vs. Ohio State, 1952  
 105 Joe Armentrout vs. Kentucky, 1984  
 105 Marck Harrison vs. Michigan St., '84  
 104 Alan Thompson vs. Iowa, 1969  
 104 Ken Starch vs. Purdue, 1973  
 104 Troy King vs. Indiana, 1982  
 104 Larry Emery vs. Iowa, 1985  
 104 Brent Moss vs. Iowa State, 1993  
 103 Harland Carl vs. Illinois, 1952  
 103 Harland Carl vs. Illinois, 1953  
 103 Danny Lewis vs. Ohio State, 1957  
 103 Ralph Kurek vs. Iowa, 1964  
 103 Rufus Ferguson vs. Michigan St., '71  
 103 Chucky Davis vs. Purdue, 1981  
 103 Anthony Davis vs. Ohio State, 2001  
 103 Anthony Davis vs. Michigan, 2001  
 102 Harland Carl vs. Minnesota, 1952  
 102 Richard Schmitsch vs. Pitt, 1967  
 102 Carl McCullough vs. Ohio St., 1995  
 102 Carl McCullough vs. Michigan, 1997  
 101 Ben Bendrick vs. Northwestern, 1948  
 101 John Williams vs. UCLA, 1980  
 101 Larry Emery vs. Illinois, 1985  
 101 Jason Burns vs. Purdue, 1994  
 101 Terrell Fletcher vs. Minnesota, 1994  
 101 Anthony Davis vs. Michigan St., 2001  
 100 Dale Hackbart vs. Michigan State, '58  
 100 Louis Holland vs. W. Michigan, 1963  
 100 Alan Thompson vs. Indiana, 1969  
 100 Michael Morgan vs. N'western, 1974  
 100 Terrell Fletcher vs. E. Michigan, 1994

**Michael Bennett****Career 100-yard Rushing Games**

Ron Dayne	33 (14 are 200+)
Brent Moss	19 (0)
Billy Marek	17 (5)
Anthony Davis	17 (3)
Alan Ameche	17 (1)
Larry Emery	15 (0)
Terrell Fletcher	15 (1)
Rufus Ferguson	11 (1)
Michael Bennett	9 (3)

**Season 100-yard Rushing Games**

Anthony Davis	10	2001
Ron Dayne	10	1999
Brent Moss	10	1993
Ron Dayne	9	1998
Michael Bennett	8	2000
Anthony Davis	7	2002
Ron Dayne	7	1997
Ron Dayne	7	1996
Terrell Fletcher	7	1994
Larry Emery	7	1985
Rufus Ferguson	7	1971
Brent Moss	7	1994
Alan Ameche	7	1952
Billy Marek	6	1975
Billy Marek	6	1973
Terrell Fletcher	5	1993
Billy Marek	5	1974

**100-YARD RUSHING DUOS**

Minnesota 2002  
301: Anthony Davis  
112: Brooks Bollinger

Michigan State 2002  
170: Anthony Davis  
110: Dwayne Smith

Penn State 2001  
200: Anthony Davis  
112: Brooks Bollinger

Iowa 1999  
216: Ron Dayne  
113: Brooks Bollinger

Indiana 1999  
167: Ron Dayne  
114: Michael Bennett

San Jose State 1997  
254: Ron Dayne  
114: Eddie Faulkner

SMU 1995  
112: Aaron Stecker  
130: Carl McCullough

Eastern Michigan 1994  
129: Brent Moss  
100: Terrell Fletcher

Purdue 1994  
141: Terrell Fletcher  
101: Jason Burns

Indiana 1994  
146: Terrell Fletcher  
110: Brent Moss

Northwestern 1994  
186: Terrell Fletcher  
145: Brent Moss

Northwestern 1993  
125: Brent Moss  
106: Terrell Fletcher

Illinois 1993  
139: Terrell Fletcher  
124: Brent Moss

Michigan State 1993  
147: Brent Moss  
112: Terrell Fletcher

Iowa State 1993  
124: Terrell Fletcher  
104: Brent Moss

Northwestern 1989  
116: Leon Hunt  
112: Jim Henderson

Utah 1987  
140: Steve Vinci  
138: Marvin Artley

Wyoming 1985  
136: Larry Emery  
113: Joe Armentrout

Northern Illinois 1985  
122: Larry Emery  
120: Joe Armentrout

Indiana 1982  
127: Larry Emery  
104: Troy King

Minnesota 1978  
134: Ira Matthews  
113: Tom Stauss

Northwestern 1978  
125: Ira Matthews  
123: Tom Stauss

Northwestern 1974  
230: Billy Marek  
100: Michael Morgan

Wyoming 1973  
226: Billy Marek  
184: Ken Starch

Iowa 1971  
126: Rufus Ferguson  
124: Alan Thompson


Indiana 1969  
129: Joe Dawkins  
100: Alan Thompson

Minnesota 1952  
102: Harland Carl  
125: Alan Almeche


Illinois 1953  
145: Alan Ameche  
103: Harland Carl

Illinois 1952  
116: Alan Ameche  
113: Harland Carl


Indiana 1949  
144: Robert Teague  
109: Lisle Blackbourne

**Terrell Fletcher****Brent Moss**


## CAREER PASSING LEADERS



Darrell Bevell



Brooks Bollinger



Neil Graff

**1. Darrell Bevell**

YEAR	PC-PA	Pct.	YARDS	TD
1992	125-245	.510	1,479	8
1993	187-276	.678	2,390	19
1994	139-231	.602	1,544	17
1995	195-300	.650	2,273	15
Total	646-1,052	.614	7,686	59

**2. Brooks Bollinger**

YEAR	PC-PA	Pct.	YARDS	TD
1999	82-140	.586	1,133	8
2000	110-209	.526	1,479	10
2001	91-177	.514	1,257	6
2002	131-245	.535	1,758	14
Total	414-771	.537	5,627	38

**3. Randy Wright**

YEAR	PC-PA	Pct.	YARDS	TD
1981	30-61	.492	382	4
1982	174-330	.527	2,292	15
1983	173-323	.536	2,329	19
Total	377-714	.528	5,003	38

**4. Mike Samuel**

YEAR	PC-PA	Pct.	YARDS	TD
1995	11-31	.355	166	2
1996	148-254	.583	1,752	8
1997	141-254	.555	1,896	8
1998	90-172	.523	1,175	6
Total	390-711	.549	4,989	24

**5. Tony Lowery**

YEAR	PC-PA	Pct.	YARDS	TD
1987	42-89	.472	572	2
1988	67-121	.554	712	1
1990	159-280	.568	1,757	5
1991	87-158	.551	965	6
Total	355-648	.548	4,006	14

**6. Neil Graff**

YEAR	PC-PA	Pct.	YARDS	TD
1969	93-191	.487	1,086	7
1970	83-174	.477	1,313	11
1971	97-186	.522	1,300	5
Total	273-551	.495	3,699	23

**7. Mike Howard**

YEAR	PC-PA	Pct.	YARDS	TD
1983	6-10	.600	46	0
1984	182-314	.580	2,127	11
1985	62-110	.564	643	4
1986	57-113	.504	586	5
Total	307-547	.561	3,402	20

**8. Jim Haluska**

YEAR	PC-PA	Pct.	YARDS	TD
1952	123-225	.547	1,552	12
1954	36-75	.480	505	2
1955	71-132	.538	1,036	6
Total	230-432	.532	3,093	20

**9. Ron Miller**

YEAR	PC-PA	Pct.	YARDS	TD
1960	97-188	.516	1,351	8
1961	104-198	.525	1,487	11
Total	201-386	.521	2,838	19

**10. Mike Kalasmiki**

YEAR	PC-PA	Pct.	YARDS	TD
1977	8-34	.235	166	1
1978	107-231	.463	1,378	12
1979	72-137	.526	1,082	5
Total	187-402	.465	2,626	18

# PASSING RECORDS

## Career Passing Yards

1. Darrell Bevell, 1992-95	7,686
2. Brooks Bollinger, 1999-02	5,627
3. Randy Wright, 1981-83	5,003
4. Mike Samuel, 1995-98	4,989
5. Tony Lowery, 1987-88, 1990-91	4,006
6. Neil Graff, 1969-71	3,699
7. Mike Howard, 1983-86	3,402
8. Jim Haluska, 1952, 54-55	3,093
9. Ron Miller, 1960-61	2,838
10. Mike Kalasmiki, 1977-79	2,626
11. Gregg Bohlig, 1972-74	2,579
12. Mike Carroll, 1975-76	2,335
13. Hal Brandt, 1962-64	2,293
14. Jim Sorgi, 2000-present	2,247
15. Bud Keyes, 1985-87	2,181
16. John Coatta, 1949-51	2,140
17. John Boyajian, 1965-67	2,064
18. John Ryan, 1966-68	1,991
19. Ron Vander Kelen, 1962	1,582
20. Jim Miller, 1953-55	1,554
21. Jess Cole, 1980-81	1,543
22. Dale Hackbart, 1957-59	1,536
23. Rudy Steiner, 1971-72	1,529
24. Jay Macias, 1991-94	1,495
25. Chuck Burt, 1965-66	1,157

## Career Pass Attempts

1. Darrell Bevell, 1992-95	1,052
2. Brooks Bollinger, 1999-02	771
3. Randy Wright, 1981-83	714
4. Mike Samuel, 1995-98	711
5. Tony Lowery, '87-88, 90-91	648
6. Neil Graff, 1969-71	551
7. Mike Howard, 1983-86	547
8. John Ryan, 1966-68	432
Jim Haluska, 1952, 1954-55	432
10. Mike Kalasmiki, 1977-79	402

## Career Pass Completions

1. Darrell Bevell, 1992-95	646
2. Brooks Bollinger, 1999-02	414
3. Mike Samuel, 1995-97	390
4. Randy Wright, 1981-83	377
5. Tony Lowery, 1987-88, 1990-91	355
6. Mike Howard, 1983-86	307
7. Neil Graff, 1969-71	273
8. Jim Haluska, 1952, 1954-55	230
9. Ron Miller, 1960-61	201
10. Mike Carroll, 1975-76	190

## Career Completion Percentage (MINIMUM 300 ATTEMPTS)

1. Darrell Bevell, 1992-95	.614
2. Mike Howard, 1983-86	.561
3. Mike Samuel, 1995-97	.549
4. Tony Lowery, 1987-88, 1990-91	.548
5. Brooks Bollinger, 1999-02	.537
6. Jim Haluska, 1952, 1954-55	.532
7. Randy Wright, 1981-83	.528
8. Ron Miller, 1960-61	.521
9. John Coatta, 1949-51	.519
10. John Boyajian, 1965-67	.513

## Career Passing Touchdowns

1. Darrell Bevell, 1992-95	59
2. Brooks Bollinger, 1999-02	38
Randy Wright, 1981-83	38
4. Mike Samuel, 1995-97	24
5. Neil Graff, 1969-71	23
6. Jim Haluska, 1952, 1954-55	20
Mike Howard, 1983-86	20
8. Ron Miller, 1960-61	19
9. Mike Kalasmiki, 1977-79	18
10. Jim Sorgi, 2000-present	16
Gregg Bohlig, 1972-74	16

## Career Pass Efficiency (MINIMUM 300 ATTEMPTS)

1. Darrell Bevell, 1992-95	133.9
2. Brooks Bollinger, 1999-02	126.9
3. Randy Wright, 1981-83	118.7
4. Mike Samuel, 1995-97	117.1
5. Ron Miller, 1960-61	116.1
6. Gregg Bohlig, 1972-74	112.2
7. Jim Haluska, 1952, 54-55	110.5
8. Neil Graff, 1969-71	107.7
9. Mike Howard, 1983-86	107.3
10. John Coatta, 1949-51	107.0

## Season Passing Yards

1. Darrell Bevell, 1993	2,390
2. Randy Wright, 1983	2,329
3. Randy Wright, 1982	2,292
4. Darrell Bevell, 1995	2,273
5. Mike Howard, 1984	2,127
6. Mike Samuel, 1997	1,896
7. Brooks Bollinger, 2002	1,758
8. Tony Lowery, 1990	1,757
9. Mike Samuel, 1996	1,752
10. Mike Carroll, 1976	1,627
11. Ron Vander Kelen, 1962	1,582
12. Jim Haluska, 1952	1,552
13. Darrell Bevell, 1994	1,544
14. Ron Miller, 1961	1,487
15. Darrell Bevell, 1992	1,479
Brooks Bollinger, 2000	1,479
17. Mike Kalasmiki, 1978	1,378
18. Ron Miller, 1960	1,351
19. Neil Graff, 1970	1,313
20. Neil Graff, 1971	1,300
21. Jess Cole, 1981	1,269
22. Brooks Bollinger, 2001	1,257
23. Gregg Bohlig, 1973	1,212
24. Gregg Bohlig, 1974	1,211
25. Mike Samuel, 1998	1,175
26. John Coatta, 1951	1,154
27. Chuck Burt, 1965	1,143
28. Brooks Bollinger, 1999	1,133
29. Jim Sorgi, 2001	1,096
30. Neil Graff, 1969	1,086
31. Mike Kalasmiki, 1979	1,082
32. Rudy Steiner, 1972	1,080
33. Hal Brandt, 1964	1,059
34. Jim Haluska, 1955	1,036
35. Hal Brandt, 1963	1,006
36. Bud Keyes, 1986	1,002

## Season Pass Attempts

1. Randy Wright, 1982	330
2. Randy Wright, 1983	323
3. Mike Howard, 1984	314
4. Darrell Bevell, 1995	300
5. Tony Lowery, 1990	280
6. Darrell Bevell, 1993	276
7. Mike Carroll, 1976	262
8. Mike Samuel, 1996	254
Mike Samuel, 1997	254
10. Brooks Bollinger, 2002	245
Darrell Bevell, 1992	245

## Season Pass Completions

1. Darrell Bevell, 1995	195
2. Darrell Bevell, 1993	187
3. Mike Howard, 1984	182
4. Randy Wright, 1982	174
5. Randy Wright, 1983	173
6. Tony Lowery, 1990	159
7. Mike Samuel, 1996	148
8. Mike Samuel, 1997	141
9. Darrell Bevell, 1994	139
10. Mike Carroll, 1976	132

## Season Completion Percentage (MINIMUM 100 ATTEMPTS)

1. Darrell Bevell, 1993	.678
2. Darrell Bevell, 1995	.650
3. John Coatta, 1950	.602
Darrell Bevell, 1994	.602
5. Brooks Bollinger, 1999	.586
6. Mike Samuel, 1996	.583
7. Mike Howard, 1984	.580
8. Ron Vander Kelen, 1962	.574
9. Tony Lowery, 1990	.568
10. Mike Howard, 1985	.564

## Season Passing Touchdowns

1. Randy Wright, 1983	19
Darrell Bevell, 1993	19
3. Darrell Bevell, 1994	17
4. Randy Wright, 1982	15
Darrell Bevell, 1995	15
6. Brooks Bollinger, 2002	14
Ron Vander Kelen, 1962	14
8. Mike Carroll, 1976	13
9. Jim Haluska, 1952	12
Mike Kalasmiki, 1978	12
Jess Cole, 1981	12

## Season Pass Efficiency (MINIMUM 200 ATTEMPTS)

1. Darrell Bevell, 1993	155.2
2. Darrell Bevell, 1995	137.8
3. Brooks Bollinger, 2002	129.3
4. Darrell Bevell, 1994	128.9
5. Ron Vander Kelen, 1962	128.2
6. Neil Graff, 1970	125.0
7. Randy Wright, 1983	122.4
8. Brooks Bollinger, 2000	121.2
9. Mike Howard, 1984	118.8
Mike Samuel, 1996	118.8

**Game Passing Yards**

1.	Darrell Bevell vs. Minnesota, 1993	423
2.	Ron Vander Kelen vs. USC, 1963	401
3.	Tony Lowery vs. Northwestern, 1990	355
4.	Darrell Bevell vs. Iowa, 1995	352
5.	Randy Wright vs. Iowa, 1983	325
6.	Randy Wright vs. Ohio State, 1983	319
7.	Randy Wright vs. Purdue, 1983	317
8.	Randy Wright vs. Purdue, 1982	303
9.	Darrell Bevell vs. Minnesota, 1995	302
10.	Ron Miller vs. Minnesota, 1961	297
11.	Tony Lowery vs. Temple, 1990	294
12.	Brooks Bollinger vs. Iowa, 2000	292
13.	John Boyajian vs. Minnesota, 1967	290
	Mike Howard vs. Purdue, 1984	290
15.	Randy Wright vs. Iowa, 1982	278
16.	Darrell Bevell vs. Northwestern, 1992	274
17.	Mike Samuel vs. Northwestern, 1997	271
18.	Mike Carroll vs. Michigan, 1976	268
19.	Mike Howard vs. Missouri, 1984	267
20.	Mike Kalasmiki vs. Northwestern, 1979	265
	Darrell Bevell vs. Michigan State, 1995	265

**Game Pass Attempts**

1.	Randy Wright vs. Iowa, 1983	54
2.	Darrell Bevell vs. Iowa, 1995	51
3.	Ron Vander Kelen vs. USC, 1963	48
	Darrell Bevell vs. Minnesota, 1993	48
5.	Mike Kalasmiki vs. Michigan State, 1978	45

**Game Pass Completions**

1.	Darrell Bevell vs. Iowa, 1995	35
2.	Ron Vander Kelen vs. USC, 1963	33
3.	Darrell Bevell vs. Minnesota, 1993	31
4.	Mike Carroll vs. Michigan, 1976	25
	Randy Wright vs. Iowa, 1983	25

**Game Completion Percentage****(MINIMUM 10 ATTEMPTS)**

1.	Darrell Bevell vs. Northwestern, 1993	.944
2.	Mike Samuel vs. San Diego State, 1997	.923
3.	Darrell Bevell vs. SMU, 1995	.900
	Brooks Bollinger vs. Indiana, 1999	.900
5.	Bud Keyes vs. Michigan, 1986	.842

**Game Passing Touchdowns**

1.	Darrell Bevell vs. Nevada, 1993	5
2.	Neil Graff vs. Indiana, 1969	4
	Randy Wright vs. Indiana, 1983	4
	Mike Howard vs. No. Illinois, 1986	4
	Darrell Bevell vs. Purdue, 1993	4

**Game Pass Efficiency****(MINIMUM 20 ATTEMPTS)**

1.	Neil Graff vs. Penn State, 1971	259.9
2.	Gregg Bohlig vs. Northwestern, 1973	255.3
3.	Darrell Bevell vs. SMU, 1995	233.2
4.	Darrell Bevell vs. Purdue, 1993	226.7
5.	Darrell Bevell vs. Indiana, 1994	225.6

**Passing By Class (Season)****Seniors**

2,329	Randy Wright, 1983
2,273	Darrell Bevell, 1995
1,767	Brooks Bollinger, 2002
1,582	Ron Vander Kelen, 1962
1,487	Ron Miller, 1961

**Juniors**

2,292	Randy Wright, 1982
1,896	Mike Samuel, 1997
1,757	Tony Lowery, 1990
1,544	Darrell Bevell, 1994
1,378	Mike Kalasmiki, 1978

**Sophomores**

2,390	Darrell Bevell, 1993
2,127	Mike Howard, 1984
1,752	Mike Samuel, 1996
1,552	Jim Haluska, 1952
1,479	Brooks Bollinger, 2000

**Freshmen**

1,479	Darrell Bevell, 1992
1,133	Brooks Bollinger, 1999
667	Sean Wilson, 1989
615	Jim Sorgi, 2000
585	Jay Macias, 1991

**Passing By Class (Game)****Seniors**

401	Ron Vander Kelen vs. USC, 1963
352	Darrell Bevell vs. Iowa, 1995
325	Randy Wright vs. Iowa, 1983
319	Randy Wright vs. Ohio State, 1983
317	Randy Wright vs. Purdue, 1983

**Juniors**

355	Tony Lowery vs. Northwestern, 1990
303	Randy Wright vs. Purdue, 1982
294	Tony Lowery vs. Temple, 1990
278	Randy Wright vs. Iowa, 1982
271	Mike Samuel vs. Northwestern, 1997

**Sophomores**

423	Darrell Bevell vs. Minnesota, 1993
292	Brooks Bollinger vs. Iowa, 2000
290	Mike Howard vs. Purdue, 1984
267	Mike Howard vs. Missouri, 1984
263	Darrell Bevell vs. Nevada, 1993

**Freshmen**

274	Darrell Bevell vs. Northwestern, 1992
243	Jim Sorgi vs. Purdue, 2000
214	Darrell Bevell vs. Ohio State, 1992
212	Brooks Bollinger vs. Minnesota, 1999
207	Jim Sorgi vs. Indiana, 2000

## 200-YARD GAMES

## 400 +

423	Darrell Bevell vs. Minnesota, 1993
401	Ron Vander Kelen vs. USC, 1963

## 300-399

355	Tony Lowery vs. Northwestern, 1990
352	Darrell Bevell vs. Iowa, 1995
325	Randy Wright vs. Iowa, 1983
319	Randy Wright vs. Ohio State, 1983
317	Randy Wright vs. Purdue, 1983
303	Randy Wright vs. Purdue, 1982
302	Darrell Bevell vs. Minnesota, 1995

## 250-299

297	Ron Miller vs. Minnesota, 1961
294	Tony Lowery vs. Temple, 1990
292	Brooks Bollinger vs. Iowa, 2000
290	John Boyajian vs. Minnesota, 1967
290	Mike Howard vs. Purdue, 1984
278	Randy Wright vs. Iowa, 1982
274	Darrell Bevell vs. Northwestern, 1992
271	Mike Samuel vs. Northwestern, 1997
268	Mike Carroll vs. Michigan, 1976
267	Mike Howard vs. Missouri, 1984
265	Mike Kalasmiki vs. Northwestern, 1979
265	Darrell Bevell vs. Michigan State, 1995
263	Darrell Bevell vs. Nevada, 1993
262	Brooks Bollinger vs. Iowa, 2001
259	Randy Wright vs. Michigan State, 1983
253	Gregg Bohlig vs. Northwestern, 1973
252	John Boyajian vs. Ohio State, 1967
252	Rudy Steiner vs. Ohio State, 1972
252	Mike Kalasmiki vs. Minnesota, 1979
250	Mike Samuel vs. Purdue, 1997

## 200-249

249	Mike Kalasmiki vs. Iowa, 1982
249	Darrell Bevell vs. Minnesota, 1994
248	Mike Howard vs. Illinois, 1984
246	Randy Wright vs. UCLA, 1982
246	Jim Sorgi vs. Fresno State, 2001
243	Jim Sorgi vs. Purdue, 2000
242	Gregg Bohlig vs. Nebraska, 1974
240	Mike Kalasmiki vs. Michigan State, 1978
238	Brooks Bollinger vs. Minnesota, 2001
237	Jim Haluska vs. Marquette, 1952
236	Mike Samuel vs. Stanford, 1996
235	Darrell Bevell vs. Michigan State, 1993
234	Harold Brandt vs. Notre Dame, 1964
232	Jim Haluska vs. USC, 1955
232	Mike Kalasmiki vs. Oregon, 1978
231	Mike Carroll vs. Kansas, 1976
231	Jim Sorgi vs. Oregon, 2001
230	Tony Lowery vs. Northern Illinois, 1988
229	Neil Graff vs. Indiana, 1969
229	Neil Graff vs. Syracuse, 1971
225	Bud Keyes vs. Illinois, 1985
224	Ron Miller vs. Marquette, 1960
224	Tony Lowery vs. Eastern Michigan, 1991
223	Darrell Bevell vs. SMU, 1995
222	Darrell Bevell vs. Illinois, 1993

222	Brooks Bollinger vs. Indiana, 2001
220	Neil Graff vs. Penn State, 1970
219	Randy Wright vs. Northwestern, 1983
219	Ron Miller vs. Ohio State, 1961
218	Brooks Bollinger vs. West Virginia, 2002
218	Ron Miller vs. Oregon State, 1961
218	Randy Wright vs. Illinois, 1983
218	Bud Keyes vs. Iowa, 1986
217	Brooks Bollinger vs. Penn State, 2002
215	Jay Macias vs. Purdue, 1994
214	Darrell Bevell vs. Ohio State, 1992
213	Darrell Bevell vs. Illinois, 1994
212	Brooks Bollinger vs. Minnesota, 1999
209	Brooks Bollinger vs. Ohio State, 2000
207	Brooks Bollinger vs. Northern Illinois, 2002
207	John Boyajian vs. Ohio State, 1966
207	Darrell Bevell vs. Northwestern, 1993
207	Jim Sorgi vs. Indiana, 2000
206	Mike Samuel vs. Ohio State, 1996
205	Mike Carroll vs. Purdue, 1976
204	Darrell Bevell vs. Purdue, 1993
204	Brooks Bollinger vs. Minnesota, 2000
203	Ron Miller vs. Purdue, 1960
203	Mike Howard vs. Kentucky, 1984
202	Ron Vander Kelen vs. Iowa, 1962
202	Ron Vander Kelen vs. Michigan, 1962
202	Sean Wilson vs. Michigan State, 1989
202	Mike Samuel vs. Minnesota, 1997
202	Brooks Bollinger vs. Ohio State, 2001

## Long Passes

89 (td)	by Tony Lowery vs. Eastern Michigan, 1991
87 (td)	by Randy Wright vs. Kansas State, 1982
81 (td)	by Brooks Bollinger vs. Minnesota, 1999
80 (td)	by John Josten vs. Richmond, 1978
80 (td)	by Mike Samuel vs. Michigan, 1998
79 (td)	by Mike Howard vs. Northern Illinois, 1986
78 (td)	by Jim Haluska vs. USC, 1955
78 (td)	by John Boyajian vs. Michigan, 1966
78 (td)	by Bud Keyes vs. UNLV, 1985
78 (td)	by Jim Sorgi vs. Virginia, 2001
77 (td)	by Gregg Bohlig vs. Nebraska, 1974
77 (td)	by Rudy Steiner vs. LSU, 1972

## PRE-MODERN ERA


80 (td)	by Wally Barr vs. Minnesota, 1919
78 (td)	by Clint Tommerson vs. Michigan, 1935

## Yearly Leaders


Year	Player	Att.	Com.	Yards	TD
2002	Brooks Bollinger	245	131	1,758	14
2001	Brooks Bollinger	177	91	1,257	6
2000	Brooks Bollinger	209	110	1,479	10
1999	Brooks Bollinger	140	82	1,133	8
1998	Mike Samuel	172	90	1,175	6
1997	Mike Samuel	254	141	1,896	8
1996	Mike Samuel	254	148	1,752	8
1995	Darrell Bevell	300	195	2,273	15
1994	Darrell Bevell	231	139	1,544	17
1993	Darrell Bevell	276	187	2,390	19
1992	Darrell Bevell	245	125	1,479	8
1991	Tony Lowery	158	87	965	6
1990	Tony Lowery	280	159	1,757	5
1989	Sean Wilson	129	66	667	3

1988	Tony Lowery	121	67	712	1
1987	Tony Lowery	89	42	572	2
1986	Bud Keyes	174	93	1,002	5
1985	Bud Keyes	147	60	829	8
1984	Mike Howard	314	182	2,127	11
1983	Randy Wright	323	173	2,329	19
1982	Randy Wright	330	174	2,292	15
1981	Jess Cole	215	90	1,269	12
1980	John Josten	138	53	622	1
1979	Mike Kalasmiki	137	72	1,082	5
1978	Mike Kalasmiki	231	107	1,378	12
1977	Anthony Dudley	127	64	877	2
1976	Mike Carroll	262	132	1,627	13
1975	Mike Carroll	123	58	708	0
1974	Gregg Bohlig	143	79	1,212	8
1973	Gregg Bohlig	172	78	1,211	8
1972	Rudy Steiner	150	62	1,080	9
1971	Neil Graff	186	97	1,300	5
1970	Neil Graff	174	83	1,313	11
1969	Neil Graff	191	93	1,086	7
1968	John Ryan	202	84	855	3
1967	John Boyajian	152	79	966	3
1966	John Boyajian	129	64	863	3
1965	Chuck Burt	235	121	1,143	5
1964	Harold Brandt	176	85	1,059	4
1963	Harold Brandt	181	86	1,006	6
1962	Ron Vander Kelen	216	124	1,582	14
1961	Ron Miller	198	104	1,487	11
1960	Ron Miller	188	97	1,351	8
1959	Dale Hackbart	108	51	734	2
1958	Dale Hackbart	99	46	641	4
1957	Sid Williams	54	25	451	4
1956	Sid Williams	19	10	216	0
1955	Jim Haluska	132	71	1,036	6
1954	Jim Miller	88	46	608	5
1953	Jim Miller	69	36	683	6
1952	Jim Haluska	225	123	1,552	12
1951	John Coatta	185	91	1,154	8
1950	John Coatta	108	65	727	6
1949	Bob Petruska	106	45	620	6
1948	Bob Petruska	26	11	125	0
1947	Earl Girard	55	25	322	4
1946	Lisle Blackbourne	26	10	175	1


## CAREER RECEIVING LEADERS



Lee Evans



Al Toon



Pat Richter

**1. Lee Evans**

YEAR	No.	YARDS	Avg.	TD
1999	3	76	25.3	1
2000	33	634	19.2	4
2001	75	1,545	20.6	9
Total	111	2,255	20.3	14

**2. Al Toon**

YEAR	No.	YARDS	Avg.	TD
1982	32	472	14.8	5
1983	45	881	19.6	9
1984	54	750	13.9	5
Total	131	2,103	16.1	19

**3. Chris Chambers**

YEAR	No.	YARDS	Avg.	TD
1997	6	50	8.3	0
1998	28	563	20.1	7
1999	41	578	14.1	4
2000	52	813	15.6	5
Total	127	2,004	15.8	16

**4. Tony Simmons**

YEAR	No.	YARDS	Avg.	TD
1994	22	588	26.7	8
1995	29	504	17.4	7
1996	20	346	17.3	3
1997	28	553	19.8	5
Total	99	1,991	20.1	23

**5. Lee DeRamus**

YEAR	No.	YARDS	Avg.	TD
1991	23	374	16.3	3
1992	42	680	16.2	6
1993	54	920	17.0	6
Total	119	1,974	16.6	15

**6. Pat Richter**

YEAR	No.	YARDS	Avg.	TD
1960	25	362	14.5	1
1961	47	817	17.4	8
1962	49	694	14.2	6
Total	121	1,873	15.5	15

**7. Donald Hayes**

YEAR	No.	YARDS	Avg.	TD
1995	17	328	19.3	1
1996	44	629	14.3	1
1997	45	618	13.7	2
Total	106	1,575	14.9	4

**8. David Charles**

YEAR	No.	YARDS	Avg.	TD
1976	34	449	13.2	3
1977	29	437	15.1	3
1978	38	573	15.1	5
Total	101	1,459	14.4	11

**9. Tim Stracka**

YEAR	No.	YARDS	Avg.	TD
1978	4	68	17.0	2
1979	25	289	11.6	0
1980	28	462	16.5	2
1982	35	614	17.5	3
Total	92	1,433	15.6	7

**10. Mel Reddick**

YEAR	No.	YARDS	Avg.	TD
1967	42	524	12.5	2
1968	34	375	11.0	1
1969	37	421	11.4	3
Total	113	1,320	11.7	6

## RECEIVING RECORDS

## Career Receiving Yards

1. Lee Evans, 1999-present	2,255
2. Al Toon, 1982-84	2,103
3. Chris Chambers, 1997-00	2,004
4. Tony Simmons, 1994-97	1,991
5. Lee DeRamus, 1991-93	1,974
6. Pat Richter, 1960-62	1,873
7. Donald Hayes, 1994-97	1,575
8. David Charles, 1976-78	1,459
9. Tim Stracka, 1978-80, 82	1,433
10. Mel Reddick, 1967-69	1,320
11. Michael Jones, 1981-84	1,266
12. Tom McCauley, 1966-68	1,251
13. Jeff Mack, 1972-74	1,108
14. Al Hannah, 1969-71	1,025
15. Michael Roan, 1991-94	980
16. Jack Novak, 1972-74	965
17. Thad McFadden, 1980-81, 1983-84	933
18. Jimmy Jones, 1963-64	908
19. Larry Mialik, 1969-71	883
20. Bill Williams, 1986-88, 90	866
21. Jonathan Orr, 2002-present	842
22. J.C. Dawkins, 1992-94	841
23. Scott Bestor, 1986-88	831
24. Jerry Witt, 1951-53	830
25. Tom Stauss, 1977-79	815

## Career Receptions

1. Al Toon, 1982-84	131
2. Chris Chambers, 1997-00	127
3. Pat Richter, 1960-62	121
4. Lee DeRamus, 1991-93	119
5. Mel Reddick, 1967-69	113
6. Lee Evans, 1999-present	111
7. Donald Hayes, 1994-97	106
8. David Charles, 1976-78	101
9. Tony Simmons, 1994-97	99
10. Tim Stracka, 1978-80, 82	92
Michael Roan, 1991-94	92

## Career Receiving Touchdowns

1. Tony Simmons, 1994-97	23
2. Al Toon, 1982-84	19
3. Chris Chambers, 1997-00	16
4. Pat Richter, 1960-62	15
Lee DeRamus, 1991-93	15
6. Lee Evans, 1999-present	14
7. Michael Jones, 1981-84	12
8. David Charles, 1976-78	11
9. Jeff Mack, 1972-74	10
10. Michael Roan, 1991-94	9
Matt Nyquist, 1992-95	9

## Career Average Per Reception

(MINIMUM 50 RECEPTIONS)	
1. Lee Evans, 1999-present	20.3
2. Tony Simmons, 1994-97	20.1
3. Jeff Mack, 1972-74	19.4
4. Larry Mialik, 1969-71	17.7
5. Al Hannah, 1969-71	17.4
6. Lee DeRamus, 1991-93	16.6
7. Jimmy Jones, 1963-64	16.2
8. Al Toon, 1982-84	16.1
9. Chris Chambers, 1997-00	15.8
10. Tim Stracka, 1978-80, 1982	15.6

## Season Receiving Yards

1. Lee Evans, 2001	1,545
2. Lee DeRamus, 1993	920
3. Al Toon, 1983	881
4. Jonathan Orr, 2002	842
5. Pat Richter, 1961	817
6. Chris Chambers, 2000	813
7. Al Toon, 1984	750
8. Larry Mialik, 1970	702
9. Pat Richter, 1962	694
10. Tom McCauley, 1966	689
11. Lee DeRamus, 1992	680
12. Brandon Williams, 2002	663
13. Tom Stauss, 1979	660
14. Lee Evans, 2000	634
15. Donald Hayes, 1996	629
16. Donald Hayes, 1997	618
17. Tim Stracka, 1982	614
18. Al Hannah, 1971	608
19. Tony Simmons, 1994	588
20. Michael London, 1995	587

## Season Receptions

1. Lee Evans, 2001	75
2. Al Toon, 1984	54
Lee DeRamus, 1993	54
4. Brandon Williams, 2002	52
Chris Chambers, 2000	52
6. Pat Richter, 1962	49
7. Jonathan Orr, 2002	47
Pat Richter, 1961	47
9. Tom McCauley, 1966	46
10. Al Toon, 1983	45
Donald Hayes, 1997	45

## Season Receiving Touchdowns

1. Lee Evans, 2001	9
Al Toon, 1983	9
3. Jonathan Orr, 2002	8
Pat Richter, 1961	8
Tony Simmons, 1994	8
6. Larry Mialik, 1970	7
Tony Simmons, 1995	7
Chris Chambers, 1998	7
9. Pat Richter, 1962	6
Lee DeRamus, 1992	6
Lee DeRamus, 1993	6

## Season Average Per Reception

(MINIMUM 30 RECEPTIONS)	
1. Larry Mialik, 1970	21.3
2. Lee Evans, 2001	20.6
3. Jeff Mack, 1972	19.6
Al Toon, 1983	19.6
5. Lee Evans, 2000	19.2
6. Jonathan Orr, 2002	17.9
7. Tim Klosek, 1971	17.6
8. Michael Jones, 1981	17.5
Tim Stracka, 1982	17.5
10. Pat Richter, 1961	17.4
Tom Stauss, 1979	17.4

## Game Receiving Yards

1. Al Toon vs. Purdue, 1983	252
2. Lee Evans vs. Michigan State, 2001	228
3. Tim Ware vs. Northwestern, 1990	193
4. Chris Chambers vs. Iowa, 2000	191
5. Lee Evans vs. Fresno State, 2001	182
6. Lee Evans vs. Iowa, 2001	175
7. Chris Chambers vs. Purdue, 2000	173
8. Pat Richter vs. Illinois, 1961	170
9. Chris Chambers vs. Hawaii, 2000	169
10. Lee Evans vs. Oregon, 2001	168
11. Jimmy Jones vs. Northwestern, 1964	167
12. Pat Richter vs. USC, 1963	163
13. Tony Simmons vs. Northwestern, 1997	158
14. Pat Richter vs. Northwestern, 1961	156
Lee DeRamus vs. Minnesota, 1993	156
16. Lee Evans vs. Minnesota, 2001	151
17. Jonathan Orr vs. UNLV, 2002	150
Jerry Witt vs. Northwestern, 1951	150
Lee Evans vs. Illinois, 2001	150
20. Al Toon vs. Michigan State, 1983	149
21. Lee Evans vs. Indiana, 2001	148
22. Dave Howard vs. Iowa, 1955	147
Tom McCauley vs. Michigan, 1966	147
24. Pat Richter vs. Minnesota, 1961	142
Larry Mialik vs. Penn State, 1970	142
26. Tony Simmons vs. Minnesota, 1995	140
Matt Nyquist vs. Iowa, 1995	140

## Game Receptions

1. Matt Nyquist vs. Iowa, 1995	13
2. Pat Richter vs. USC, 1963	11
Jimmy Jones vs. Northwestern, 1964	11
Louis Jung vs. Colorado, 1965	11
Chris Chambers vs. Purdue, 2000	11
Chris Chambers vs. Iowa, 2000	11
7. Al Toon vs. Michigan State, 1983	10
8. Pat Richter vs. Illinois, 1961	9
Tom McCauley vs. Minnesota, 1967	9
David Charles vs. Iowa, 1978	9
Al Toon vs. Missouri, 1984	9
Lee DeRamus vs. Minnesota, 1993	9
J.C. Dawkins vs. Minnesota, 1993	9
Donald Hayes vs. Penn State, 1996	9
Chris Chambers vs. Michigan, 1999	9
Lee Evans vs. Indiana, 2001	9
Lee Evans vs. Illinois, 2001	9
Lee Evans vs. Michigan State, 2001	9
Lee Evans vs. Minnesota, 2001	9

## Game Average Per Reception

(MINIMUM 3 RECEPTIONS)	
1. Larry Mialik vs. Penn State, 1970	47.3
2. Tony Simmons vs. Minnesota, 1995	46.7
3. Al Toon vs. Purdue, 1983	42.0
4. Lee DeRamus vs. Indiana, 1993	38.7
5. Tim Klosek vs. Michigan State, 1971	38.6

## Game Receiving Touchdowns

1. Dave Howard vs. Iowa, 1955	3
Pat Richter vs. Illinois, 1961	3
Lee Evans vs. Michigan State, 2001	3
4. many players tied with	2
(MR: Lee Evans vs. Illinois, 2001)	

**Yearly Leaders**

YEAR	PLAYER	NO.	YARDS
2002	Jonathan Orr	47	842
2001	Lee Evans	75	1,545
2000	Chris Chambers	52	813
1999	Chris Chambers	41	578
1998	Chris Chambers	28	563
1997	Donald Hayes	45	618
1996	Donald Hayes	44	629
1995	Michael London	41	587
1994	Tony Simmons	22	588
1993	Lee DeRamus	54	920
1992	Lee DeRamus	42	680
1991	Lee DeRamus	23	374
1990	Tim Ware	24	473
1989	Craig Hudson	24	206
1988	Scott Bestor	26	327
1987	Scott Bestor	18	257
1986	Reggie Tompkins	32	443
1985	Tim Fullington	21	403
1984	Al Toon	54	750
1983	Al Toon	45	881
1982	Tim Stracka	35	614
1981	Michael Jones	24	421
1980	Tim Stracka	28	462
1979	Tom Stauss	38	660
1978	David Charles	38	573
1977	David Charles	29	437
1976	David Charles	34	449
1975	Ray Bailey	18	223
1974	Jeff Mack	16	353
1973	Jack Novak	13	282
1972	Jeff Mack	27	528
1971	Albert Hannah	39	608
1970	Larry Mialik	33	702
1969	Stu Voigt	39	439
1968	Mel Reddick	34	375
1967	Tom McCauley	37	525
1966	Tom McCauley	46	689
1965	Dennis Lager	39	396
1964	Jimmy Jones	34	529
1963	Rick Reichardt	26	383
1962	Pat Richter	49	694
1961	Pat Richter	47	817
1960	Pat Richter	25	362
1959	Alan Schoonover	10	290
1958	Ron Steiner	11	171
1957	Earl Hill	11	197
1956	Dave Howard	16	247
1955	Dave Howard	15	273
1954	Ron Locklin	22	218
1953	Norbert Esser	19	238
1952	Jerry Witt	27	387
1951	Jerry Witt	17	371
1950	Gene Felker	23	266
1949	Hal Haberman	17	194
1948	Jim Embach	5	92
1947	Tom Bennett	7	95
1946	Tom Bennett	6	124

**Receiving By Class (Season)****Seniors**

813	Chris Chambers, 2000
750	Al Toon, 1984
694	Pat Richter, 1962
618	Donald Hayes, 1997
614	Tim Stracka, 1982

**Juniors**

1,545	Lee Evans, 2001
920	Lee DeRamus, 1993
821	Al Toon, 1983
817	Pat Richter, 1961
629	Donald Hayes, 1996

**Sophomores**

689	Tom McCauley, 1966
680	Lee DeRamus, 1992
634	Lee Evans, 2000
563	Chris Chambers, 1998
524	Mel Reddick, 1967

**Freshmen**

842	Jonathan Orr, 2002
663	Brandon Williams, 2002
588	Tony Simmons, 1994
421	Michael Jones, 1981
374	Lee DeRamus, 1991

**Receiving By Class (Game)****Seniors**

191	Chris Chambers vs. Iowa, 2000
173	Chris Chambers vs. Purdue, 2000
169	Chris Chambers vs. Hawaii, 2000
167	Jimmy Jones vs. Northwestern, 1964
163	Pat Richter vs. USC, 1963

**Juniors**

252	Al Toon vs. Purdue, 1983
228	Lee Evans vs. Michigan State, 2001
182	Lee Evans vs. Fresno State, 2001
175	Lee Evans vs. Iowa, 2001
170	Pat Richter vs. Illinois, 1961

**Sophomores**

193	Tim Ware vs. Northwestern, 1990
150	Jerry Witt vs. Northwestern, 1950
147	Tom McCauley vs. Michigan, 1966
140	Tony Simmons vs. Minnesota, 1995
135	Tim Fullington vs. Illinois, 1985

**Freshmen**

150	Jonathan Orr vs. UNLV, 2002
132	Tony Simmons vs. Illinois, 1994
125	Brandon Williams vs. West Virginia, 2002
114	Tony Simmons vs. Indiana, 1994
109	Lee DeRamus vs. Eastern Michigan, 1991

## 100-YARD GAMES

## 200 +

- 252 Al Toon vs. Purdue, 1983  
228 Lee Evans vs. Michigan State, 2001

## 150-199

- 193 Tim Ware vs. Northwestern, 1990  
191 Chris Chambers vs. Iowa, 2000  
182 Lee Evans vs. Fresno State, 2001  
175 Lee Evans vs. Iowa, 2001  
173 Chris Chambers vs. Purdue, 2000  
170 Pat Richter vs. Illinois, 1961  
169 Chris Chambers vs. Hawaii, 2000  
168 Lee Evans vs. Oregon, 2001  
167 Jimmy Jones vs. Northwestern, 1964  
163 Pat Richter vs. USC, 1963  
158 Tony Simmons vs. Northwestern, '97  
156 Pat Richter vs. Northwestern, 1961  
156 Lee DeRamus vs. Minnesota, 1993  
151 Lee Evans vs. Minnesota, 2001  
150 Jerry Witt vs. Northwestern, 1951  
150 Lee Evans vs. Illinois, 2001  
150 Jonathan Orr vs. UNLV, 2002

## 100-149

- 149 Al Toon vs. Michigan State, 1983  
148 Lee Evans vs. Indiana, 2001  
147 Dave Howard vs. Iowa, 1955  
145 Tom McCauley vs. Michigan, 1966  
142 Pat Richter vs. Minnesota, 1961  
142 Larry Mialik vs. Penn State, 1970  
140 Tony Simmons vs. Minnesota, 1995  
140 Matt Nyquist vs. Iowa, 1995  
138 Pat Richter vs. Oregon State, 1961  
136 Al Toon vs. Iowa, 1983  
135 Tim Klosek vs. Michigan State, 1971  
135 Tom Stauss vs. Minnesota, 1979  
135 Tim Fullington vs. Illinois, 1985  
135 Lee Evans vs. Virginia, 2001  
134 David Charles vs. Iowa, 1978  
132 Tom McCauley vs. Minnesota, 1967  
132 Jeff Mack vs. Nebraska, 1974  
132 Tony Simmons vs. Illinois, 1994  
131 Bill Williams vs. Temple, 1990  
131 J.C. Dawkins vs. Minnesota, 1993  
130 Larry Mialik vs. Illinois, 1970  
125 Lee DeRamus vs. Illinois, 1993  
125 Brandon Williams vs. West Virginia, 2002  
123 Tom McCauley vs. Washington, 1967  
122 Jimmy Jones vs. Notre Dame, 1964  
122 David Charles vs. Iowa, 1977  
119 Rick Reichardt vs. Michigan State, 1963


- 118 Al Toon vs. Purdue, 1984  
117 Tom Stauss vs. San Diego State, 1979  
117 Al Toon vs. Missouri, 1984  
116 Al Hannah vs. Indiana, 1971  
116 Lee DeRamus vs. Indiana, 1993  
115 Lee DeRamus vs. Northwestern, 1992  
114 Tim Fullington vs. Wyoming, 1985  
114 Tony Simmons vs. Indiana, 1994  
113 Donald Hayes vs. Minnesota, 1997  
112 Al Toon vs. Illinois, 1984  
112 Lee DeRamus vs. SMU, 1993  
111 Al Hannah vs. Syracuse, 1971  
110 Pat Richter vs. Purdue, 1960  
110 Reggie Tompkins vs. Iowa, 1986  
109 Tom Lonnborg vs. Ohio State, 1971  
109 Lee DeRamus vs. Eastern Michigan, 1991  
108 Al Hannah vs. Illinois, 1969  
107 Tim Stracka vs. San Diego State, 1980  
107 Jonathan Orr vs. Ohio State, 2002  
106 Tim Klosek vs. Northwestern, 1971  
105 Mel Reddick vs. Pitt, 1967  
105 Tim Stracka vs. Indiana, 1982  
104 Pat Richter vs. Ohio State, 1961  
104 Pat Richter vs. Michigan, 1962  
104 Jeff Mack vs. Northwestern, 1972  
103 Al Schoonover vs. Minnesota, 1959  
103 Clarence Novak vs. Ohio State, 1972  
103 Ted Jones vs. Purdue, 1982  
103 Fred Bobo vs. UNLV, 1985  
102 Al Hannah vs. Minnesota, 1970  
102 Ray Sydnor vs. Purdue, 1978  
101 Tom Stauss vs. UCLA, 1979  
101 Donald Hayes vs. Illinois, 1995  
100 Jimmy Jones vs. Notre Dame, 1963  
100 David Charles vs. Richmond, 1978  
100 Donald Hayes vs. Minnesota, 1996

## Long Receptions


- 89 (td) by Lee DeRamus vs. Eastern Michigan, 1991  
87 (td) by Tim Stracka vs. Kansas State, 1982  
81 (td) by Nick Davis vs. Minnesota, 1999  
80 (td) by David Charles vs. Richmond, 1978  
80 (td) by Chris Chambers vs. Michigan, 1998  
79 (td) by Reggie Tompkins vs. Northern Illinois, '86  
78 (td) by John Bridgeman vs. USC, 1955  
78 (td) by Tom McCauley vs. Michigan, 1966  
78 (td) by Tim Fullington vs. UNLV, 1985  
78 (td) by Lee Evans vs. Virginia, 2001  
77 (td) by Jeff Mack vs. Nebraska, 1974  
77 (td) by Jeff Mack vs. LSU, 1972

## PRE-MODERN ERA

- 80 (td) by Paul Meyers vs. Minnesota, 1919  
78 (td) by John Wilson vs. Michigan, 1935



Tony Simmons



Jeff Mack

# TOTAL OFFENSE RECORDS

## Career Total Offensive Yards

1.	Darrell Bevell, 1992-95	7,477
2.	Brooks Bollinger, 1999-02	7,394
3.	Ron Dayne, 1996-99	7,125
4.	Mike Samuel, 1995-98	5,750
5.	Randy Wright, 1981-83	5,350
6.	Tony Lowery, 1987-88, 1990-91	4,207
7.	Neil Graff, 1969-71	4,134
8.	Billy Marek, 1972-75	3,709
9.	Brent Moss, 1991-94	3,428

## Career Plays

1.	Brooks Bollinger, 1999-02	1,289
2.	Ron Dayne, 1996-99	1,220
3.	Darrell Bevell, 1992-95	1,182
4.	Mike Samuel, 1995-98	1,059
5.	Tony Lowery, 1987-88, 1990-91	939

## Career TDs Responsible For

1.	Ron Dayne, 1996-99	71
2.	Brooks Bollinger, 1999-02	64
3.	Darrell Bevell, 1992-95	62
4.	Randy Wright, 1981-83	50
5.	Mike Samuel, 1995-98	47

## Season Plays

1.	Brooks Bollinger, 2002	405
2.	Randy Wright, 1982	401
	Mike Howard, 1984	401
4.	Randy Wright, 1983	383
	Mike Samuel, 1997	383

## Season Total Offensive Yards


1.	Randy Wright, 1982	2,481
2.	Randy Wright, 1983	2,418
3.	Darrell Bevell, 1993	2,387
4.	Brooks Bollinger, 2002	2,224
5.	Darrell Bevell, 1995	2,162
6.	Mike Howard, 1984	2,138
	Mike Samuel, 1997	2,138
8.	Ron Dayne, 1996	2,109
9.	Ron Dayne, 1999	2,034
10.	Brooks Bollinger, 2000	1,938

## Season TDs Responsible For

1.	Randy Wright, 1983	24
2.	Brooks Bollinger, 2002	22
3.	Ron Dayne, 1996	21
	Darrell Bevell, 1993	21
5.	Randy Wright, 1982	20
	Ron Dayne, 1999	20

## Game Plays

1.	Randy Wright vs. Iowa, 1983	61
2.	Sean Wilson vs. California, 1989	59
3.	Ron Vander Kelen vs. USC, 1963	57
	Mike Kalasmiki vs. Michigan State, 1978	57
5.	Darrell Bevell vs. Iowa, 1995	56



Mike Samuel

## Game Total Offensive Yards

1.	Darrell Bevell vs. Minnesota, 1993	416
2.	Ron Vander Kelen vs. USC, 1963	406
3.	Tony Lowery vs. Northwestern, 1990	395
4.	Randy Wright vs. Purdue, 1983	346
5.	Ron Dayne vs. Hawaii, 1996	339
6.	Randy Wright vs. Iowa, 1983	334
7.	Darrell Bevell vs. Iowa, 1995	331
	Brooks Bollinger vs. Minnesota, 2000	331
9.	Randy Wright vs. Purdue, 1982	324
10.	Randy Wright vs. Ohio State, 1983	322

## Game TDs Responsible For

1.	Anthony Davis vs. Minnesota, 2002	5
	Brooks Bollinger vs. Michigan State, 2002	5
	Billy Marek vs. Minnesota, 1974	5
	Mike Kalasmiki vs. Minnesota, 1979	5
	Jess Cole vs. Minnesota, 1980	5
	Randy Wright vs. Purdue, 1983	5
	Darrell Bevell vs. Nevada, 1993	5
	Mike Samuel vs. San Jose State, 1997	5

## Yearly Leaders

YEAR	PLAYER	TOTAL
2002	Brooks Bollinger	2,224
2001	Brooks Bollinger	1,645
2000	Brooks Bollinger	1,938
1999	Ron Dayne	2,034
1998	Mike Samuel	1,557
1997	Mike Samuel	2,138
1996	Ron Dayne	2,109
1995	Darrell Bevell	2,162

1994	Terrell Fletcher	1,476
	Darrell Bevell	1,476
1993	Darrell Bevell	2,387
1992	Darrell Bevell	1,452
1991	Tony Lowery	942
1990	Tony Lowery	1,755
1989	Sean Wilson	833
1988	Lionell Crawford	829
1987	Marvin Artley	955
1986	Bud Keyes	1,113
1985	Larry Emery	1,113
1984	Mike Howard	2,138
1983	Randy Wright	2,418
1982	Randy Wright	2,481
1981	Jess Cole	1,552
1980	John Josten	655
1979	Mike Kalasmiki	1,095
1978	Mike Kalasmiki	1,547
1977	Anthony Dudley	834
1976	Mike Carroll	1,773
1975	Billy Marek	1,281
1974	Gregg Bohlig	1,242
1973	Gregg Bohlig	1,337
1972	Rudy Steiner	1,078
1971	Neil Graff	1,486
1970	Neil Graff	1,561
1969	Neil Graff	1,087
1968	John Ryan	928
1967	John Boyajian	913
1966	John Ryan	525
1965	Chuck Burt	1,023
1964	Hal Brandt	989
1963	Hal Brandt	1,076
1962	Ron Vander Kelen	1,839
1961	Ron Miller	1,449
1960	Ron Miller	1,395
1959	Dale Hackbart	1,121
1958	Dale Hackbart	1,032
1957	Sid Williams	661
1956	Danny Lewis	574
1955	Jim Haluska	1,012
1954	Jim Miller	869
1953	Jim Miller	995
1952	Jim Haluska	1,480
1951	John Coatta	1,063
1950	John Coatta	646
1949	Bob Petruska	637
1948	Bob Bendrick	327
1947	Earl Girard	539
1946	Earl Maves	538

## ALL-PURPOSE YARDAGE RECORDS



Ron Dayne



Ira Matthews

## Career All-purpose Yardage

PLAYER	RUSH.	REC.	RET.	TOTAL
1. Ron Dayne, 1996-99	7,125	304	0	7,429
2. Terrell Fletcher, 1991-94	3,414	511	397	4,322
3. Nick Davis, 1998-01	44	1,097	2,785	3,926
4. Billy Marek, 1972-75	3,709	180	0	3,889
5. Ira Matthews, 1975-78	1,640	628	1,432	3,700
6. Brent Moss, 1991-94	3,428	130	14	3,572
7. Rufus Ferguson, 1970-72	2,814	160	507	3,481
8. Alan Ameche, 1951-54	3,345	8	31	3,384
9. Larry Emery, 1983-86	2,979	302	46	3,327
10. Anthony Davis, 2001-present	3,021	48	0	3,069

## Season All-purpose Yardage

PLAYER	RUSH.	REC.	RET.	TOTAL
1. Ron Dayne, 1996	2,109	133	0	2,242
2. Ron Dayne, 1999	2,034	9	0	2,043
3. Terrell Fletcher, 1994	1,476	180	321	1,977
4. Michael Bennett, 2000	1,681	23	173	1,877
5. Brent Moss, 1993	1,637	24	0	1,661
6. Anthony Davis, 2002	1,555	48	0	1,603
7. Ron Dayne, 1997	1,457	117	0	1,574
8. Ron Dayne, 1998	1,525	45	0	1,570
9. Rufus Ferguson, 1971	1,222	63	233	1,518
10. Anthony Davis, 2001	1,466	0	0	1,466

## Game All-purpose Yardage

PLAYER	RUSH.	REC.	RET.	TOTAL
1. Ron Dayne vs. Hawaii, 1996	339	8	0	347
2. Michael Bennett vs. Oregon, 2000	290	0	46	336
3. Michael Bennett vs. Northwestern, 2000	293	27	0	320
4. Ira Matthews vs. Minnesota, 1978	134	54	124	312
5. Billy Marek vs. Minnesota, 1974	304	0	0	304
Ron Dayne vs. Minnesota, 1996	297	7	0	304
7. Anthony Davis vs. Minnesota, 2002	301	0	0	301
8. Ron Dayne vs. Illinois, 1996	289	0	0	289
9. Aaron Stecker vs. Minnesota, 1995	114	17	127	258
10. Terrell Fletcher vs. Duke, 1995	241	8	7	256
11. Ron Dayne vs. San Jose State, 1997	254	0	0	254
12. Al Toon vs. Purdue, 1983	0	252	0	252
13. Ron Dayne vs. Utah, 1996	246	0	0	246
Ron Dayne vs. UCLA, 1999	246	0	0	246
15. Ron Dayne vs. Purdue, 1996	244	0	0	244
16. Troy Vincent vs. Western Illinois, 1991	0	0	241	241
17. Billy Marek vs. Northwestern, 1974	230	10	0	240
18. Ron Dayne vs. Cincinnati, 1999	231	0	0	231
Ron Dayne vs. Purdue, 1999	222	9	0	231
20. Billy Marek vs. Wyoming, 1973	226	0	0	226
21. Alan Thompson vs. Oklahoma, 1969	220	5	0	225
Marck Harrison vs. Purdue, 1984	225	0	0	225
23. Nick Davis vs. Ball State, 1999	7	91	126	224
24. Aaron Stecker vs. Hawaii, 1996	53	0	170	223
25. Ron Dayne vs. Illinois, 1997	207	11	0	218
Michael Bennett vs. Hawaii, 2000	218	0	0	218

## SCORING RECORDS

## Career Points

1. Ron Dayne, 1996-99	426
2. Billy Marek, 1972-75	278
Todd Gregoire, 1984-87	278
4. Brent Moss, 1991-94	204
5. Rich Thompson, 1988-92	202
6. John Hall, 1993-96	186
7. Vince Lamia, 1973-76	180
8. Terrell Fletcher, 1991-94	176
9. Matt Davenport, 1996-98	175
10. Vitaly Pisetsky, 1997-2000	165

## Career Touchdowns

1. Ron Dayne, 1996-99	71
2. Billy Marek, 1972-74	44
3. Brent Moss, 1991-94	34
4. Rufus Ferguson, 1970-72	26
Brooks Bollinger, 1999-02	26

## Career Field Goals

1. Todd Gregoire, 1984-87	65
2. Rich Thompson, 1988-92	50
3. Matt Davenport, 1996-98	33
4. John Hall, 1993-96	29
Vitaly Pisetsky, 1997-2000	29

## Career Field Goals Attempted

1. Todd Gregoire, 1984-87	85
2. Rich Thompson, 1988-92	81
3. John Hall, 1993-96	51
4. Vitaly Pisetsky, 1997-2000	42
5. Vince Lamia, 1973-76	39

## Career Field Goal Percentage

(MINIMUM 30 ATTEMPTS)

1. Matt Davenport, 1996-98	.868
2. Todd Gregoire, 1984-87	.765
3. Vitaly Pisetsky, 1997-2000	.690
4. Vince Lamia, 1973-76	.641
5. Rich Thompson, 1988-92	.630

## Career Extra Points

1. Vince Lamia, 1973-76	105
2. John Hall, 1993-96	99
3. Todd Gregoire, 1984-87	83
4. Vitaly Pisetsky, 1997-2000	78
5. Matt Davenport, 1996-98	76

## Career Extra Points Attempted

1. Vince Lamia, 1973-76	110
2. John Hall, 1993-96	105
3. Lisle Blackburn, 1946-49	96
4. Todd Gregoire, 1984-87	86
5. Vitaly Pisetsky, 1997-2000	81

## Career Extra Point Percentage

(MINIMUM 50 ATTEMPTS)

1. Todd Gregoire, 1984-87	.965
2. Vitaly Pisetsky, 1997-2000	.963
3. Vince Lamia, 1973-76	.955
4. Kevin Rohde, 1982-83	.952
5. Matt Davenport, 1996-98	.950

## Season Points

1. Ron Dayne, 1996	126
2. Ron Dayne, 1999	120
3. Billy Marek, 1974	114
4. Matt Davenport, 1998	99
5. Brent Moss, 1993	96
6. Vitaly Pisetsky, 1999	94
7. Ron Dayne, 1997	90
Ron Dayne, 1998	90
9. John Hall, 1996	86
10. two players tied with	84

## Season Touchdowns

1. Ron Dayne, 1996	21
2. Ron Dayne, 1999	20
3. Billy Marek, 1974	18
4. Brent Moss, 1993	16
5. two players tied with	15

## Season Field Goals

1. Rich Thompson, 1992	22
2. Todd Gregoire, 1984	20
3. Matt Davenport, 1998	19
4. Todd Gregoire, 1985	16
Todd Gregoire, 1987	16
Vitaly Pisetsky, 1999	16

## Season Field Goals Attempted

1. Rich Thompson, 1992	32
2. Todd Gregoire, 1984	26
3. Todd Gregoire, 1985	22
Vitaly Pisetsky, 2000	22
5. three players tied with	21

## Season Field Goal Percentage

(MINIMUM 15 ATTEMPTS)

1. Matt Davenport, 1998	.905
2. Matt Davenport, 1997	.824
3. Todd Gregoire, 1987	.800
Vitaly Pisetsky, 1999	.800
5. Todd Gregoire, 1984	.769

## Season Extra Points

1. Vitaly Pisetsky, 1999	46
2. Kevin Rohde, 1983	45
3. John Hall, 1996	44
4. Matt Davenport, 1998	42
5. Rick Schnetzky, 1994	41

## Season Extra Points Attempted

1. Kevin Rohde, 1983	48
Vitaly Pisetsky, 1999	48
3. Rick Schnetzky, 1994	45
John Hall, 1996	45
5. Matt Davenport, 1998	44

## Season Extra Point Percentage

(MINIMUM 25 ATTEMPTS)

1. Gary Kroner, 1962	100.0
Roger Jaeger, 1971	100.0
Mark Doran, 1981	100.0
Mark Neuser, 2001	100.0
Mike Allen, 2002	100.0
6. John Hall, 1996	.978
7. Vince Lamia, 1974	.976

## Game Points

1. Anthony Davis vs. Minnesota, 2002	30
Billy Marek vs. Minnesota, 1974	30
3. Billy Marek vs. Iowa, 1973	24
Billy Marek vs. Iowa, 1974	24
Jess Cole vs. Minnesota, 1980	24
Ron Dayne vs. Illinois, 1996	24
Ron Dayne vs. Hawaii, 1996	24
Ron Dayne vs. San Diego State, 1997	24
Ron Dayne vs. UCLA, 1999	24
Ron Dayne vs. Ohio State, 1999	24

## Game Touchdowns

1. Anthony Davis vs. Minnesota, 2002	5
Billy Marek vs. Minnesota, 1974	5
3. Billy Marek vs. Iowa, 1973	4
Billy Marek vs. Iowa, 1974	4
Jess Cole vs. Minnesota, 1980	4
Ron Dayne vs. Illinois, 1996	4
Ron Dayne vs. Hawaii, 1996	4
Ron Dayne vs. San Diego State, 1997	4
Ron Dayne vs. UCLA, 1999	4
Ron Dayne vs. Ohio State, 1999	4

## Game Field Goals

1. Vince Lamia vs. Minnesota, 1976	4
Todd Gregoire vs. Kentucky, 1984	4
Todd Gregoire vs. Ohio State, 1987	4
Rich Thompson vs. Bowling Green, 1992	4
Rich Thompson vs. Purdue, 1992	4
Matt Davenport vs. Minnesota, 1998	4
Vitaly Pisetsky vs. Michigan State, 1999	4
8. nine players tied with	3
(MR: Mike Allen vs. Indiana, 2002)	

## Game Field Goals Attempted

1. Jim Bakken vs. Minnesota, 1961	6
Steve Veith vs. Northwestern, 1977	6
3. Jim Bakken vs. Utah, 1961	5
James Johnson vs. Indiana, 1968	5
Todd Gregoire vs. Ohio State, 1984	5
Robb Mehring vs. Minnesota, 1988	5
Rich Thompson vs. Toledo, 1989	5

## Game Extra Points Attempted



1. Rick Schnetzky vs. Indiana, 1994	9
2. Vince Lamia vs. Missouri, 1974	8
Kevin Rohde vs. Minnesota, 1983	8
Rick Schnetzky vs. Eastern Michigan, 1994	8
Matt Davenport vs. San Jose State, 1997	8
Vitaly Pisetsky vs. Indiana, 1999	8

## Game Extra Points

1. Vince Lamia vs. Missouri, 1974	8
Kevin Rohde vs. Minnesota, 1983	8
Rick Schnetzky vs. Eastern Michigan, 1994	8
Rick Schnetzky vs. Indiana, 1994	8
Matt Davenport vs. San Jose State, 1997	8
Vitaly Pisetsky vs. Indiana, 1999	8

**Yearly Leaders**

Year	Player	Pts.
2002	Anthony Davis	78
2001	Anthony Davis	66
2000	Vitaly Pisetsky	70
1999	Ron Dayne	120
1998	Matt Davenport	99
1997	Ron Dayne	90
1996	Ron Dayne	126
1995	John Hall	48
1994	Terrell Fletcher	80
1993	Brent Moss	96
1992	Rich Thompson	82
1991	Terrell Fletcher	30
1990	Rich Thompson	41
1989	Rich Thompson	50
1988	Robb Mehring	27
1987	Todd Gregoire	66
1986	Todd Gregoire	61
1985	Todd Gregoire	67
1984	Todd Gregoire	84
1983	Gary Ellerson	66
1982	Troy King	42
1981	Mark Doran	47
1980	Jess Cole	30
1979	Steve Veith	31
1978	Ira Matthews	42
1977	Steve Veith	39
1976	Vince Lamia	72
1975	Billy Marek	80
1974	Billy Marek	114
1973	Billy Marek	84
1972	Rufus Ferguson	42
1971	Rufus Ferguson	80
1970	Larry Mialik	42
1969	Alan Thompson	54
1968	John Ryan	24
1967	Tom Schinke	26
1966	Tom Schinke	31
1965	Bill Fritz	24
1964	Jimmy Jones	24
1963	Lou Holland	42
1962	Lou Holland	72
1961	Pat Richter	48
1960	Erv Kunesh	22
1959	Dale Hackbart	42
1958	Dale Hackbart	56
1957	two players with	36
1956	Danny Lewis	18
1955	Charles Thomas	36
1954	Alan Ameche	54
1953	Jim Miller	42
1952	three players with	42
1951	Jerry Witt	48
1950	John Coatta	23
1949	Lisle Blackbourne	39
1948	Wally Dreyer	24
1947	Lisle Blackbourne	39
1946	Ben Bendrick	30

**Rich Thompson****Anthony Davis****Alan Thompson****Dale Hackbart**

# PUNTING RECORDS

## Career Punting Average (MINIMUM 100 PUNTS)

1. Kevin Stemke, 1997-2000	43.5
2. Scott Cepicky, 1984-87	41.1
3. Dick Mileager, 1975-77	40.7
4. Jim Bakken, 1959-61	40.1
5. John Krugman, 1970-71	39.8

## Career Punting Yards

1. Kevin Stemke, 1997-2000	10,660
2. Scott Cepicky, 1984-87	10,235
3. Sam Veit, 1991-94	8,016
4. David Greenwood, 1979-82	7,208
5. Brad Brekke, 1988-90	7,149
6. T.A. Cox, 1944, 1946-48	4,998
7. Dick Mileager, 1975-77	4,881
8. Jim Bakken, 1959-61	4,575
9. John Krugman, 1970-71	4,378
10. Don Schaffner, 1966-68	4,163

## Career Punts

1. Scott Cepicky, 1984-87	249
2. Kevin Stemke, 1997-2000	245
3. Sam Veit, 1991-94	209
4. Brad Brekke, 1988-90	192
5. David Greenwood, 1979-82	191

## Season Punting Average (MINIMUM 20 PUNTS)

1. Kevin Stemke, 2000	44.5
2. Kevin Stemke, 1997	43.9
3. Kevin Stemke, 1998	43.8
4. Scott Cepicky, 1986	43.0
5. Dick Mileager, 1975	42.2

## Season Punts

1. R.J. Morse, 2002	74
2. Dave Fronek, 1965	72
Kevin Stemke, 1998	72
4. David Greenwood, 1980	70
Brad Brekke, 1990	70

## Season Punting Yards

1. Kevin Stemke, 1998	3,155
2. Kevin Stemke, 2000	3,070
3. Scott Cepicky, 1986	2,879
4. R.J. Morse, 2002	2,765
5. Brad Brekke, 1990	2,667

## Game Punts

1. Dave Fronek vs. Nebraska, 1965	12
Bob Schaffner vs. Iowa, 1968	12
Brad Brekke vs. Miami, Fla., 1989	12
4. four players tied with	11
(MR: Chris Heymans vs. Miami, 1988)	

## Game Punting Yards

1. Brad Brekke vs. Miami, Fla., 1989	500
2. Scott Cepicky vs. Wyoming, 1986	453
3. Kevin Stemke vs. Michigan, 1998	445
4. Dave Fronek vs. Nebraska, 1965	444
5. David Billy vs. Arizona State, 1968	443

## Game Punting Average (MINIMUM 5 PUNTS)


1. Dick Mileager vs. Kansas, 1976	52.2
2. Scott Cepicky vs. UNLV, 1986	52.0
3. George O'Brien vs. Iowa, 1952	51.0
4. Scott Cepicky vs. Northwestern, 1985	50.8
5. Scott Cepicky vs. Northwestern, 1986	50.3

## Long Punts


96 by George O'Brien vs. Iowa, 1952
90 by Jim Bakken vs. Northwestern, 1961
86 by Kevin Stemke vs. Michigan State, 1999
85 by Wendell Gulseth vs. Rice, 1952
82 by David Greenwood vs. Air Force, 1979

## PRE-MODERN ERA

110 by Pat O'Dea vs. Minnesota, 1897
100 by Pat O'Dea vs. Yale, 1899
85 by Pat O'Dea vs. Lake Forest, 1896



Scott Cepicky



Kevin Stemke

# FIELD GOAL KICKING RECORDS

## Game-winning Field Goals

### MIKE ALLEN VS. COLORADO, 2002

Made a 37-yarder in overtime to give the Badgers a 31-28 OT win over Colorado in the 2002 Alamo Bowl in San Antonio.

### MIKE ALLEN VS. FRESNO STATE, 2002

Made a 34-yarder with 2:05 left in the fourth quarter for a 23-21 win in Madison.

### MARK NEUSER VS. OHIO STATE, 2001

Made a 33-yarder with 2:10 left in the fourth quarter for a 20-17 win in Columbus.

### VITALY PISETSKY VS. MINNESOTA 1999

Made a 31-yarder to win the school's first-ever overtime game, a 20-17 decision over Minnesota. Sent game into the extra session with a 36-yarder with 2:59 left in fourth quarter at the Metrodome.

### MATT DAVENPORT VS. INDIANA 1997

Made a 43-yarder with 0:06 left in the fourth quarter to beat the Hoosiers 27-26.

### MATT DAVENPORT VS. NORTHWESTERN 1997

Made a 48-yarder with 0:06 left in the fourth quarter to defeat Northwestern 26-25 in Evanston.

### RICH THOMPSON VS. PURDUE 1992

Made a 49-yarder with 0:38 left in the fourth quarter for a 19-16 victory over the Boilermakers.

### RICH THOMPSON VS. MINNESOTA 1991

Made a 42-yarder with 10:02 left in the fourth quarter to defeat Minnesota 19-16.

### TODD GREGOIRE VS. OHIO STATE 1987

Made a 41-yarder with 10:49 left in the fourth quarter for a 26-24 triumph over Ohio State.

### TODD GREGOIRE VS. UNLV 1985

Made a 20-yarder with 3:38 left in the fourth quarter to key a 26-23 win over UNLV.

### ROGER JAEGER VS. MICHIGAN STATE 1971

Made a 30-yarder with 5:12 left in the fourth quarter to defeat the Spartans 31-28.

### JIM BAKKEN VS. INDIANA 1961


Made a 27-yarder with 3:37 left in the fourth quarter to claim a 6-3 win over Indiana.

## Longest Made Field Goals


- 60 by John Hall vs. Minnesota, 1995
- 54 by Todd Gregoire vs. Ball State, 1987
- 53 by Vitaly Pisetky vs. Ball State, 1999
- 52 by Rich Thompson vs. Western Michigan, 1988
- 51 by John Hall vs. Colorado, 1994
- 51 by Todd Gregoire vs. Northern Illinois, 1984
- 50 by Vladimir LaBun vs. Northwestern, 1975
- 50 by Wendell Gladem vs. Ohio State, 1981
- 50 by Mike Allen vs. Fresno State, 2001

### PRE-MODERN ERA


- 62 (drop kick) by Pat O'Dea vs. Northwestern, 1898
- 60 (drop kick) by Pat O'Dea vs. Minnesota, 1899
- 57 (drop kick) by Pat O'Dea vs. Chicago, 1897
- 57 (drop kick) by Pat O'Dea vs. Illinois, 1899
- 55 (drop kick) by Pat O'Dea vs. Minnesota, 1897



Mike Allen booted a pair of game-winning field goals last season.




Vitaly Pisetky




Matt Davenport

## PUNT RETURN RECORDS



Nick Davis



Troy Vincent

**Career Punt Return Yards**

1. Nick Davis, 1998-01	1,007
2. Troy Vincent, 1988-91	773
3. Thad McFadden, 1980-81, 1983-84	753
4. Ira Matthews, 1975-78	443
5. Jim Leonhard, 2001-present	434
6. Gene Evans, 1947, 49	395
7. Jim Miller, 1953-55	367
8. Nate Odomes, 1984-86	359
9. Keith Jackson, 1993-94	325
10. Dale Hackbart, 1957-59	275

**Career Punt Return Average  
(MINIMUM 25 RETURNS)**

1. Jim Leonhard, 2001-present	12.1
Nick Davis, 1998-01	12.1
3. Troy Vincent, 1988-91	11.4
4. Thad McFadden, 1980-81, 83-84	10.0
5. Nate Odomes, 1984-86	9.97
6. Jim Miller, 1953-55	9.92

**Career Punt Return Touchdowns**

1. Ira Matthews, 1975-78	4
2. Troy Vincent, 1988-91	3
Nick Davis, 1998-01	3

**Season Punt Return Yards**

1. Jim Leonhard, 2002	434
2. Nick Davis, 1998	427
3. Thad McFadden, 1984	394
4. Keith Jackson, 1994	292
5. Gene Evans, 1949	283

**Season Punt Return Touchdowns**

1. Earl Girard, 1947	2
Nick Davis, 1998	2

**Season Punt Return Average  
(MINIMUM 15 RETURNS)**

1. Ira Matthews, 1978	16.9
2. Nick Davis, 1998	15.3
3. Troy Vincent, 1989	13.8
4. Nick Davis, 1999	12.6
5. Thad McFadden, 1984	12.3
Nick Davis, 2001	12.3

**Game Punt Return Yards**

1. Earl Girard vs. Iowa, 1947	158
2. Greg Johnson vs. Northern Illinois, 1971	153
3. Troy Vincent vs. Western Illinois, 1991	146
4. Louis Holland vs. Indiana, 1962	128
5. Aaron Stecker vs. Hawaii, 1996	122

**Game Punt Return Average  
(MINIMUM 3 RETURNS)**

1. Earl Girard vs. Iowa, 1947	52.7
2. Nick Davis vs. Murray St., 1999	38.7
3. Troy Vincent vs. Western Illinois, 1991	36.5
4. Nick Davis vs. Penn State, 1998	29.7
5. Nick Davis vs. Northwestern, 1998	22.5

**Long Punt Returns**

90 (td) by Troy Vincent vs. Western Illinois, 1991
89 (td) by Josh Hunt vs. Western Michigan, 2000
87 (td) by Danny Crooks vs. Michigan, 1970
85 (td) by Greg Johnson vs. Northern Illinois, 1971
85 (td) by Earl Girard vs. Iowa, 1947
82 (td) by Nick Davis vs. Penn State, 1998
78 (td) by Ira Matthews vs. Northwestern, 1978
77 (td) by John Bridgeman vs. Marquette, '54
76 (td) by Nick Davis vs. Murray State, 1999


**PRE-MODERN ERA**

75 (td) by Sam Behr vs. Lawrence, 1930
--


# KICKOFF RETURN RECORDS



Fred Owens



Aaron Stecker



Brandon Williams

## Career Kickoff Return Yards

1. Nick Davis, 1998-01	1,778
2. Fred Owens, 1986-89	1,510
3. Greg Johnson, 1969, 1971	1,081
4. Aaron Stecker, 1995-96	1,015
5. Marvin Neal, 1979-81, 1983	1,009
6. Ira Matthews, 1975-78	989
7. Tom Schinke, 1965-67	940
8. Chris Davis, 1971-73	784
9. Michael Morgan, 1974-76	779
10. Ron Smith, 1962-64	774

## Career Kickoff Return Average (MINIMUM 30 RETURNS)

1. Greg Johnson, 1969, 1971	24.6
2. Chris Davis, 1971-73	23.8
3. Ron Smith, 1962-64	23.5
Tom Schinke, 1965-67	23.5
5. Nick Davis, 1998-01	23.1

## Career Kickoff Ret. Touchdowns

1. Ira Matthews, 1975-78	2
Nick Davis, 1998-01	2

## Season Kickoff Return Yards

1. Brandon Williams, 2002	670
2. Nate Odomes, 1986	616
3. Aaron Stecker, 1996	603
4. Nick Davis, 2001	595
5. Greg Johnson, 1969	541

## Season Kickoff Return Average (MINIMUM 10 RETURNS)

1. Ira Matthews, 1976	29.6
2. Danny Crooks, 1970	29.2
3. Greg Johnson, 1971	28.4
4. Michael Jones, 1984	27.9
5. Dan Kissling, 1986	26.7

## Season Kickoff Ret. Touchdowns

1. Ira Matthews, 1976	2
Nick Davis, 1999	2

## Game Kickoff Return Yards

1. Clarence Self vs. Michigan, 1947	178
2. Fred Owens vs. Illinois, 1989	153
3. Nate Odomes vs. Indiana, 1986	152
4. Brandon Williams vs. Minnesota, 2002	143
Tom Schinke vs. Michigan, 1966	143
6. Tom McCauley vs. USC, 1966	135
7. Ira Matthews vs. Iowa, 1976	130
8. Ron Smith vs. Iowa, 1964	129
9. Selvie Washington vs. Nebraska, 1973	128
10. Aaron Stecker vs. Minnesota, 1995	127

## Game Kickoff Return Average (MINIMUM 3 RETURNS)

1. Selvie Washington vs. Nebraska, 1974	42.7
2. Gary Ellerson vs. Iowa, 1982	37.0
3. Tom Schinke vs. Michigan, 1966	35.8
4. Gary Schmitsch vs. Illinois, 1966	35.6
5. Thad McFadden vs. Tennessee, 1981	32.0

## Long Kickoff Returns

100 (td) by Ira Matthews vs. Iowa, 1976  
 100 (td) by Michael Jones vs. Northwestern, 1984  
 100 (td) by Aaron Stecker vs. Minnesota, 1995  
 97 (td) by Ira Matthews vs. Northwestern, 1976  
 96 (td) by Selvie Washington vs. Nebraska, 1973  
 96 (td) by Fred Owens vs. Illinois, 1989

## PRE-MODERN ERA

100 (td) by Eddie Cochems vs. Chicago, 1901  
 99 (td) by Lynn Jordan vs. Michigan, 1934

## DEFENSIVE RECORDS

## Career Tackles

1. Pete Monty, 1993-96	451
2. Gary Casper, 1989-92	447
3. Tim Krumrie, 1979-82	444
4. Dave Lokanc, 1970-72	427
Dave Crossen, 1975-78	427
6. Jim Melka, 1981-84	399
7. Ken Criter, 1966-68	364
8. Brendan Lynch, 1988-91	362
9. Greg Thomas, 1987-90	359
10. Donnel Thompson, 1996-99	347
11. Reggie Holt, 1990-93	344
12. Jason Doering, 1997-00	338
13. Nick Greisen, 1998-01	337
14. Scott Nelson, 1990-93	323
15. Michael Reid, 1983-86	317
16. Mike Thompson, 1991-94	316
17. Richard Jakious, 1972-74	315
18. Malvin Hunter, 1987-90	307
19. Eric Unverzagt, 1991, 1993-95	296
20. Dennis Stejskal, 1975-77	283
21. Dave Ahrens, 1977-80	280
22. David Wings, 1985-88	278
23. Don Davey, 1987-90	267
24. Chuck Winfrey, 1968-70	266
25. Craig Raddatz, 1983-86	262

## Career Solo Tackles

1. Tim Krumrie, 1979-82	276
2. Gary Casper, 1989-92	261
3. Pete Monty, 1993-96	260
4. Jason Doering, 1997-00	250
5. Dave Lokanc, 1970-72	218

## Career Tackles For Loss

1. Tarek Saleh, 1993-96	58
2. Mike Thompson, 1991-94	57
3. Tom Burke, 1995-98	54
4. Don Davey, 1987-90	49
5. Dave Ahrens, 1977-80	43

## Career Tackles For Loss Yardage

1. Tarek Saleh, 1993-96	283
2. Mike Thompson, 1991-94	281
3. Don Davey, 1987-90	247
4. Tom Burke, 1995-98	245
5. Dave Ahrens, 1977-80	212

## Career Sacks

1. Tarek Saleh, 1993-96	33
2. Tom Burke, 1995-98	32
3. Mike Thompson, 1991-94	28
4. Tim Jordan, 1983-86	27
5. Wendell Bryant, 1998-01	24

## Career Sacks Yardage

1. Tarek Saleh, 1993-96	227
2. Mike Thompson, 1991-94	215
3. Tom Burke, 1995-98	189
4. Tim Jordan, 1983-86	180
5. Don Davey, 1987-90	174

## Career Passes Defended

1. Mike Echols, 1998-01	62
2. Jamar Fletcher, 1998-00	57
3. Jeff Messenger, 1991-94	44
4. Troy Vincent, 1988-91	35
5. Jason Suttle, 1994-97	32

## Career Fumbles Recovered

1. Dan Batsch, 1987-90	7
Scott Nelson, 1990-93	7
3. Dave Ahrens, 1977-80	6
Rick Graf, 1983-86	6
5. seven players tied with	5

## Career Blocked Kicks

1. Richard Johnson, 1982-84	8
2. Kenny Gales, 1993-94	5
3. Tim Rosga, 1996-99	3
4. Bob Taylor, 1982, 1984-86	2
Nate Odomes, 1984-86	2
Ryan Marks, 1997-2000	2

## Season Tackles

1. Dave Lokanc, 1972	181
2. Pete Monty, 1996	178
3. Dave Crossen, 1977	175
4. Ken Criter, 1967	169
5. Nick Greisen, 2001	167
6. Dave Lokanc, 1971	162
7. Michael Reid, 1986	156
8. Aaron Norvell, 1992	148
9. Nick Greisen, 2000	146
10. Reggie Holt, 1991	144
11. Donnel Thompson, 1997	141
12. Chuck Winfrey, 1970	140
Gary Casper, 1990	140
14. Rick Jakious, 1973	138
15. Pete Monty, 1995	137
16. Tim Krumrie, 1981	135
17. David Wings, 1987	134
18. Ken Criter, 1968	133
Dave Crossen, 1978	133
20. Tom Domres, 1967	131
Brendan Lynch, 1991	131
Pete Monty, 1994	131

## Season Tackles For Loss

1. Tom Burke, 1998	31
2. Darryl Sims, 1982	24
Don Davey, 1990	24
4. Tarek Saleh, 1995	23
5. Tarek Saleh, 1996	21
6. Tom Burke, 1997	19
7. Dave Ahrens, 1980	18
8. Gary Casper, 1992	17
Mike Thompson, 1992	17
Wendell Bryant, 2001	17
Nick Greisen, 2001	17
12. Bryan Jurewicz, 1996	15
13. John Tietz, 1967	14
Lamark Shackerford, 1992	14
Mike Thompson, 1994	14
Nick Greisen, 2000	14

## Season Tackles For Loss Yardage

1. Tom Burke, 1998	151
2. Tarek Saleh, 1995	118
3. Don Davey, 1990	117
4. Tarek Saleh, 1996	106
5. Darryl Sims, 1982	103
6. Mike Thompson, 1993	89
7. John Tietz, 1967	86
8. Tom Burke, 1997	79
9. Tim Jordan, 1984	78
10. Dave Ahrens, 1980	77

## Season Sacks

1. Tom Burke, 1998	22
2. Tarek Saleh, 1996	14
3. Tarek Saleh, 1995	12
4. Tim Jordan, 1985	11
Darryl Sims, 1982	11
6. Mike Thompson, 1993	10
Bryan Jurewicz, 1996	10
8. Mike Thompson, 1992	9
Tom Burke, 1997	9
10. five players tied with	8
(MR: Wendell Bryant, 2001)	

## Season Sacks Yardage

1. Tom Burke, 1998	130
2. Tarek Saleh, 1996	97
3. Darryl Sims, 1982	84
Tarek Saleh, 1995	84
5. Mike Thompson, 1993	83
6. Don Davey, 1990	68
7. Tim Jordan, 1985	67
8. Tim Jordan, 1984	63
Bryan Jurewicz, 1996	63

## Season Passes Defended


1. Jim Leonhard, 2002	25
Mike Echols, 2000	25
3. Jamar Fletcher, 2000	21
4. Jamar Fletcher, 1998	19
5. Jamar Fletcher, 1999	17
6. LaMar Campbell, 1996	16
7. Steve Wagner, 1974	15
Troy Vincent, 1991	15
9. Mike Echols, 1999	13
Jason Suttle, 1995	13

## Season Fumbles Recovered


1. Ed Bosold, 1972	5
2. Jim DeLisle, 1968	4
Nate Butler, 1970	4
Scott Erdmann, 1977	4

## Season Blocked Kicks


1. Richard Johnson, 1984	6
2. Kenny Gales, 1993	3
Tim Rosga, 1998	3
4. four players tied with	2



Mike Echols



Mike Thompson



Wendell Bryant

**Game Tackles**

1.	Dave Crossen vs. Purdue, 1977	28
2.	Ken Criter vs. Ohio State, 1968	27
	Dave Lokanc vs. Ohio State, 1972	27
4.	Mark Zakula vs. Northwestern, 1973	25
5.	Dave Lokanc vs. Indiana, 1971	24
	Dave Crossen vs. Iowa, 1977	24
	David Wings vs. Iowa, 1987	24
8.	Dave Lokanc vs. Northwestern, 1971	23
	Richard Jakious vs. Northwestern, 1973	23
	Dennis Stejskal vs. Purdue, 1975	23
	Dave Crossen vs. Indiana, 1976	23
	Dave Crossen vs. Oregon, 1978	23
	Larry Spurlin vs. Indiana, 1979	23
	Scott Nelson vs. Iowa, 1990	23
	Bob Adamov vs. Purdue, 1998	23
16.	three players tied with	22
	(MR: Gary Casper vs. Indiana, 1991)	

**Game Tackles For Loss**

1.	Darryl Sims vs. Northwestern, 1982	6
	Tim Jordan vs. Northwestern, 1985	6
	Wendell Bryant vs. Penn State, 2001	6
4.	Mike Thompson vs. Northwestern, 1993	5
	John Favret vs. Boise State, 1997	5
	Tom Burke vs. Northwestern, 1998	5
	Tom Burke vs. Iowa, 1998	5
	Tom Burke vs. Penn State, 1998	5

**Game Tackles For Loss Yardage**

1.	Darryl Sims vs. Northwestern, 1982	43
2.	John Tietz vs. Michigan, 1967	41
3.	Mike Thompson vs. Northwestern, 1993	38
4.	Wendell Bryant vs. Penn State, 2001	34
5.	Tim Jordan vs. Northwestern, 1985	33

**Game Sacks**

1.	Tim Jordan vs. Northwestern, 1985	6
2.	Mike Thompson vs. Northwestern, 1993	5
	Tom Burke vs. Iowa, 1998	5
	Wendell Bryant vs. Penn State, 2001	5
5.	Darryl Sims vs. Northwestern, 1982	4
	John Favret vs. Boise State, 1997	4
	Tom Burke vs. Penn State, 1998	4

**Game Sacks Yardage**

1.	Mike Thompson vs. Northwestern, 1993	38
2.	Darryl Sims vs. Northwestern, 1982	37
3.	Tim Jordan vs. Northwestern, 1985	33
4.	Wendell Bryant vs. Penn State, 2001	32
5.	Chad Yocum vs. Ohio State, 1992	29

**Game Passes Defended**

1.	Mike Echols vs. Purdue, 1999	6
2.	Jim Leonhard vs. Fresno State, 2002	5
	Steve Wagner vs. Purdue, 1974	5
	Jamar Fletcher vs. Oregon, 2000	5
	Jamar Fletcher vs. Iowa, 2000	5

6.	Neovia Greyer vs. Indiana, 1970	4
	Steve Wagner vs. Indiana, 1974	4
	Ken Dixon vs. North Dakota, 1976	4
	Matt VandenBoom vs. Tennessee, 1981	4
	Jason Doering vs. Purdue, 1998	4
	Jamar Fletcher vs. UCLA, 1999	4
	Mike Echols vs. Cincinnati, 2000	4
	Mike Echols vs. Northwestern, 2000	4
	Mike Echols vs. Indiana, 2000	4

**Game Fumbles Recovered**

1.	Michael Reid vs. Ohio State, 1985	3
2.	13 players tied with	2
	(MR: John Favret vs. Michigan, 2000)	

**Game Blocked Kicks**

1.	Richard Johnson vs. Missouri, 1984	3
2.	Nate Odomes vs. Indiana, 1985	2

# YEARLY TACKLE LEADERS

## Defensive Line


YEAR	No.	PLAYER (SOLO-ASST.)
2002	68	Anttaj Hawthorne (36-32)
2001	69	Wendell Bryant (48-21)
2000	48	Wendell Bryant (31-17)
1999	48	Wendell Bryant (29-19)
1998	100	Tom Burke (62-38)
1997	86	Tom Burke (54-32)
1996	74	Tarek Saleh (52-22)
1995	80	Jason Maniecki (50-30)
1994	80	Mike Thompson (48-32)
1993	60	Lamark Shackerford (45-15)
1992	84	Mike Thompson (44-40)
1991	105	Mike Thompson (61-44)
1990	122	Don Davey (64-58)
1989	49	John Banaszak (26-23)
1988	60	Chad VandeZande (25-35)
1987	62	Chad VandeZande (21-41)
1986	82	Michael Boykins (48-34)
1985	54	Michael Boykins (34-20)
1984	60	Scott Bergold (28-32)
1983	64	Scott Bergold (37-27)
1982	109	Tim Krumrie (67-42)
1981	135	Tim Krumrie (82-53)
1980	105	Tim Krumrie (72-33)
1979	95	Tim Krumrie (55-40)
1978	104	Dan Relich (66-38)
1977	51	Dan Relich (35-16)
1976	79	Dennis Stejskal (45-34)
1975	111	Dennis Stejskal (60-51)
1974	95	Mike Jenkins (47-48)
1973	75	Mike Seifert (48-27)
1972	83	Mike Jenkins (39-44)
1971	68	Jim Schymanski (42-26)
1970	111	Jim DeLisle (50-61)
1969	120	Bill Gregory (56-64)
1968	83	Jim DeLisle (60-23)
1967	131	Tom Domres (72-59)
1966	—	—

## Linebackers

YEAR	No.	PLAYER (SOLO-ASST.)
2002	86	Alex Lewis (56-30)
2001	167	Nick Greisen (101-66)
2000	146	Nick Greisen (90-56)
1999	115	Chris Ghidorzi (68-47)
1998	109	Donnel Thompson (65-44)
1997	141	Donnel Thompson (82-59)
1996	178	Pete Monty (95-83)
1995	137	Pete Monty (92-45)
1994	131	Pete Monty (71-60)
1993	100	Yusef Burgess (63-37)
1992	148	Aaron Norvell (79-69)
1991	131	Brendan Lynch (78-53)
1990	140	Gary Casper (75-65)
1989	93	Brendan Lynch (51-42)
1988	115	David Wings (62-53)
1987	134	David Wings (46-88)
1986	156	Michael Reid (102-54)
1985	116	Craig Raddatz (84-32)
1984	127	Jim Melka (61-66)
1983	111	Jim Melka (64-47)
1982	130	Jim Melka (68-62)
1981	121	Dave Levenick (67-54)
1980	98	Dave Levenick (63-35)
1979	118	Larry Spurlin (57-61)
1978	133	Dave Crossen (74-59)
1977	175	Dave Crossen (85-90)
1976	104	Tim Halleran (54-50)
1975	102	John Zimmerman (57-45)
1974	104	Rick Jakious (61-43)
1973	138	Rick Jakious (74-64)
1972	181	Dave Lokanc (101-80)
1971	162	Dave Lokanc (79-83)
1970	140	Chuck Winfrey (70-70)
1969	—	—
1968	133	Ken Criter (81-52)
1967	169	Ken Criter (85-84)
1966	130	Bob Richter (62-68)

## Defensive Backs

YEAR	No.	PLAYER (SOLO-ASST.)
2002	105	Ryan Aiello (73-32)
2001	93	Joey Boese (63-30)
2000	97	Jason Doering (73-24)
1999	111	Jason Doering (79-32)
1998	94	Jason Doering (71-23)
1997	70	Bobby Myers (48-22)
1996	91	Kevin Huntley (55-36)
1995	96	Kevin Huntley (61-35)
1994	98	Jamel Brown (67-31)
1993	87	Reggie Holt (56-31)
1992	86	Reggie Holt (59-27)
1991	144	Reggie Holt (77-67)
1990	123	Greg Thomas (46-77)
1989	81	Rafael Robinson (57-24)
1988	68	Greg Thomas (45-23)
1987	105	Greg Thomas (42-63)
1986	80	Bobby Taylor (50-30)
1985	75	Troy Spencer (57-18)
1984	74	Russ Bellford (46-28)
1983	76	Brian Marrow (42-34)
1982	55	David Greenwood (36-19)
1981	74	David Greenwood (53-21)
1980	49	David Greenwood (29-20)
1979	65	David Greenwood (41-24)
1978	49	George Welch (26-23)
1977	69	Greg Gordon (41-28)
1976	62	Scott Erdmann (47-15)
1975	102	Terry Buss (53-49)
1974	79	Terry Buss (53-26)
1973	78	Terry Buss (40-38)
1972	64	Dan Baron (39-25)
1971	94	Neovia Greyer (52-42)
1970	69	Ron Buss (39-30)
1969	—	—
1968	57	Mike Cavill (42-15)
1967	85	Gary Reineck (45-40)
1966	—	—



## INTERCEPTION RECORDS



Jamar Fletcher



Jim Leonhard

**Career Interceptions**

1. Jamar Fletcher, 1998-2000	21
2. Neovia Greyer, 1969-71	18
Jeff Messenger, 1991-94	18
4. Scott Nelson, 1990-93	14
5. Mike Echols, 1998-01	12
6. Jim Leonhard, 2001-present	11
7. David Greenwood, 1979-82	10
8. Dave Fronek, 1963-65	9
Craig Raddatz, 1983-86	9
Nate Odomes, 1984-86	9
Eddie Fletcher, 1988-91	9

**Career Interception Return Yards**

1. Jamar Fletcher, 1998-2000	459
2. Neovia Greyer, 1969-71	285
3. Scott Nelson, 1990-93	261

**Career Interception Return Avg.**  
(MINIMUM 8 RETURNS)

1. Ed Withers, 1949-51	25.0
3. Jamar Fletcher, 1998-2000	21.9
4. Jim Nettles, 1961-63	21.1
4. Jim Miller, 1953-55	19.9
5. Steve Wagner, 1974-75	18.6
Scott Nelson, 1990-93	18.6

**Season Interceptions**

1. Jim Leonhard, 2002	11
2. Neovia Greyer, 1970	9
3. Dale Hackbart, 1958	7
Scott Erdmann, 1976	7
Nate Odomes, 1986	7
Jeff Messenger, 1993	7
Jamar Fletcher, 1998	7
Jamar Fletcher, 1999	7
Jamar Fletcher, 2000	7

**Season Interception Return Yards**

1. Jamar Fletcher, 2000	179
2. David Greenwood, 1981	156
3. Jamar Fletcher, 1998	145
4. Scott Erdmann, 1976	143

**Season Interception Return Avg.**  
(MINIMUM 4 RETURNS)

1. Pat Levenhagen, 1955	30.5
2. Jim Nettles, 1962	26.5
Russ Bellford, 1983	26.5
4. David Greenwood, 1981	26.0
5. Ed Withers, 1950	25.8

**Game Interceptions**

1. Clarence Bratt vs. Minnesota, 1954	4
2. Gene Evans vs. Marquette, 1946	3

Bob Radcliffe vs. Navy, 1949	3
Ed Withers vs. Iowa, 1950	3
Burt Hable vs. Minnesota, 1952	3
Dale Hackbart vs. Minnesota, 1958	3
Tom Schinke vs. Iowa, 1966	3
Neovia Greyer vs. Illinois, 1970	3
Ken Dixon vs. Illinois, 1975	3
Nate Odomes vs. Hawaii, 1986	3
Matt VandenBoom vs. Michigan, 1981	3
Jamar Fletcher vs. Oregon, 2000	3

**Game Interception Return Average**  
(MINIMUM 3 RETURNS)

1. Ed Withers vs. Iowa, 1950	51.5
------------------------------	------

**Long INT Returns**

98 (td) by Billy Lowe vs. Purdue, 1954
94 (td) by Ron Steiner vs. West Virginia, 1957
89 (td) by Jim Nettles vs. New Mexico State, 1962
87 by Jamar Fletcher vs. Indiana, 2000
82 (td) by Cyrill Weems vs. Utah, 1996
75 (td) by Cyrill Weems vs. Purdue, 1995

**PRE-MODERN ERA**

105 (td) by Coots Cunningham vs. Purdue, 1907
100 (td) by Jack Wink vs. Great Lakes, 1942

# ALVAREZ ERA SUPERLATIVES

## ■ Rushing Offense

Yards: 499 vs. Hawaii, 1996  
 Attempts: 68 vs. Minnesota, 2002  
 Average per carry: 8.91 vs. Hawaii (56-499), 1996  
 Touchdowns: 7 vs. Northwestern, 1993; Eastern Michigan, 1994;  
 Indiana, 1999

## ■ Passing Offense

Yards: 423 vs. Minnesota (31-48), 1993  
 Attempts: 51 vs. Iowa, 1995  
 Completions: 35 vs. Iowa, 1995  
 Completion percentage: .947 vs. Northwestern (18-19), 1993  
 Touchdowns: 5 vs. Nevada, 1993; Purdue, 1993  
 Interceptions: 5 vs. Minnesota, 1993

## ■ Scoring Offense

Points: 62 vs. Indiana, 1994  
 Field goals: 4 vs. Bowling Green, 1992; Purdue, 1992; Minnesota, 1998;  
 Michigan State, 1999

## ■ Total Offense

Yards: 705 vs. Indiana (461 rushing, 244 passing), 1999  
 Plays: 90 vs. Minnesota, 1993

## ■ Rushing Defense

Yards: -5 by Stanford (27 att.), 2000  
 Attempts: 14 by Hawaii (42 yards), 2000  
 Avg. per carry: -0.2 by Stanford, 2000  
 Touchdowns: 0, many times (MR vs. Illinois, 2002)

## ■ Passing Defense


Yards: 28 by Western Kentucky, 2001  
 Attempts: 4 by Western Kentucky, 2001  
 Completions: 1 by Western Kentucky, 2001  
 Completion percentage: .250 by Western Kentucky (1-4), 2001  
 Touchdowns: 0, many times (MR vs. Penn State, 2002)  
 Interceptions: 4, many times (MR: by Indiana, 2000)

## ■ Scoring Defense

Points: 0, many times (MR: by Indiana, 1999)


## ■ Total Defense

Yards: 102 by Ohio (65 rushing, 37 passing), 1998




Western Kentucky's 28 passing yards in 2001 were the fewest allowed by the Badgers during the Barry Alvarez era.


# RECORD HOLDERS



Todd Gregoire



Lee Evans



Clarence Bratt

## Individual NCAA Records

Yards rushing, career: 6,397 by Ron Dayne, 1996-99  
 Games of 200-yards rushing, career: 11 by Ron Dayne, 1996-99 (tied with Marcus Allen, USC, 1978-81 and Ricky Williams, Texas, 1995-98)  
 Yards rushing by a freshman: 1,863 by Ron Dayne, 1996  
 Games of 200 yards rushing by a freshman: 4 by Ron Dayne, 1996 (tied with Herschel Walker, Georgia, 1980)  
 Games of 100 yards rushing by a freshman: 10 by Anthony Davis, 2001  
 Rushing attempts by a freshman, game: 50 by Ron Dayne vs. Minnesota, 1996  
 Rushing attempts by a freshman, season: 295 by Ron Dayne, 1996  
 1,000-yard seasons, career: 4 by Ron Dayne, 1996-99 (tied with Amos Lawrence, North Carolina, 1977-80; Tony Dorsett, Pittsburgh, 1973-76; Denvin Manns, New Mexico State, 1995-98; Avon Cobourne, West Virginia, 1999-02)  
 Punt return TDs, game: 2 by Earl Girard vs. Iowa, 1947 (tied with many other players)  
 Player that led nation in both punt and kickoff returns, career: Ira Matthews led in PR in 1976 and KOR in 1978 (tied with Errol Tucker, Utah, led both in 1985)

## Team NCAA Records

Punt return TDs, game: 3 vs. Iowa, 1947 (tied with many others)  
 TDs scored on back-to-back kickoff returns, game: Wisconsin vs. Northern Illinois, 1985 (tied with many others)  
 Safeties, season: 4 by Wisconsin in 1951  
 Fewest punts, game: 0 by Wisconsin on many occasions (MR: vs. Penn State, 2001). Tied mark set by many others.  
 Fewest completions allowed, game: 0 by Wisconsin on five occasions (MR: vs. Minnesota, 1977). Tied mark set by many others.  
 Overtime games, season: 3 by Wisconsin in 2000 (tied several others)

## Individual Big Ten Records

Rushing attempts, career: 1,220 by Ron Dayne, 1996-99  
 Rushing yards, season: 2,109 by Ron Dayne, 1996  
 Rushing yards, career: 7,125 by Ron Dayne, 1996-99  
 Rushing touchdowns, career: 71 by Ron Dayne, 1996-99  
 Receiving yards, season: 1,545 by Lee Evans, 2001  
 Completion percentage, season: 67.8 by Darrell Bevell, 1993  
 Scoring, career: 426 by Ron Dayne, 1996-99  
 Touchdowns, career: 71 by Ron Dayne, 1996-99  
 Field goals, career: 65 by Todd Gregoire, 1984-87  
 \*Longest punt: 110 by Pat O'Dea vs. Northwestern, 1897  
 Longest punt: 96 by George O'Brien vs. Iowa, 1952  
 Punt returns, game: 10 by Bill Lane vs. Indiana, 1951  
 Average punt return, game: 52.7 by Earl Girard vs. Iowa, 1947  
 Punt return touchdowns, game: 2 by Earl Girard vs. Iowa, 1947  
 Punt return touchdowns, season: 3 by Ira Matthews, 1976  
 Interceptions, game: 4 by Clarence Bratt vs. Minnesota, 1954  
 Interceptions, season (tie): 11 by Jim Leonhard, 2002  
 Interception return touchdowns, season: 3 by Jamar Fletcher, 1998  
 Interception return touchdowns, career: 5 by Jamar Fletcher, 1998-00  
 Interception return yards, career: 459 by Jamar Fletcher, 1998-00

\*pre-modern era

## Team Big Ten Records

Completion percentage, season: 67.5 in 1993  
 First downs rushing, game: 32 vs. Northwestern, 1974  
 Safeties, game: 2 vs. Purdue, 1951  
 Safeties, season: 4 in 1951  
 Punt returns, game: 11 vs. Indiana, 1951  
 Punt return yards, game: 277 vs. Iowa, 1947  
 Net punting: 42.5 in 2000

# STATISTICAL CHAMPIONS

## Big Ten

### Individual

#### Rushing

1941	Pat Harder	443 yards
1951	Alan Ameche	774 yards
1952	Alan Ameche	721 yards
1974	Billy Marek	161.0 ypg
1993	Brent Moss	136.4 ypg
1996	Ron Dayne	162.2 ypg
1998	Ron Dayne	138.6 ypg
1999	Ron Dayne	169.5 ypg
2001	Anthony Davis	133.3 ypg

#### Passing

1941	Len Seelinger	419 yards
1950	John Coatta	610 yards
1951	John Coatta	1,030 yards
1953	Jim Miller	683 yards
1960	Ron Miller	966 yards
1961	Ron Miller	1,168 yards
1962	Ron Vander Kelen	1,009 yards
1970	Neil Graff	926 yards

#### Total Offense

1959	Dale Hackbart	686 yards
1960	Ron Miller	981 yards
1962	Ron Vander Kelen	1,237 yards
1983	Randy Wright	244.3 ypg

#### Receiving

1941	Dave Schreiner	249 yards
1951	Jerry Witt	372 yards
1961	Pat Richter	656 yards
1962	Pat Richter	440 yards
1963	Rick Reichardt	383 yards
2001	Lee Evans	1,545 yards

#### Scoring

1941	Pat Harder	58 points
1945	Don Kindt (tri-)	36 points
1951	Jerry Witt	48 points
1962	Lou Holland	54 points
1963	Lou Holland (co-)	30 points
1973	Billy Marek (co-)	8.3 ppg
1974	Billy Marek	11.3 ppg
1999	Ron Dayne	10.0 ppg

#### Punting

1943	Ray Dooney	39.0 avg.
1945	Rex Johns	40.8 avg.
1946	T.A. Cox	43.0 avg.
1950	Jim Hammond	42.0 avg.
1960	Jim Bakken	41.5 avg.
1961	Jim Bakken	41.2 avg.
1973	Ken Simmons	41.9 avg.
1998	Kevin Stemke	43.8 avg.
2000	Kevin Stemke	44.5 avg.

#### Interceptions

2002	Jim Leonhard	0.79 ipg.
------	--------------	-----------

#### Pass Breakups

2002	Jim Leonhard	25 pbu
------	--------------	--------

### Team

#### Rushing Offense

1951: 235.6 ypg	1996: 249.4 ypg
1952: 256.3 ypg	1998: 215.8 ypg
1993: 261.4 ypg	1999: 273.6 ypg

#### Passing Offense

1941: 99.6 ypg	1961: 157.1 ypg
1951: 155.4 ypg	1963: 170.0 ypg
1960: 157.1 ypg	

#### Total Offense

1945: 310.0 ypg	1962: 305.4 ypg
1951: 391.3 ypg	1963: 305.4 ypg
1952: 415.5 ypg	1993: 455.2 ypg

#### Scoring Offense

1952: 26.3 ppg	1993: 32.5 ppg
1954: 19.3 ppg	1999: 34.1 ppg
1962: 28.4 ppg	

#### Rushing Defense

1949: 109.7 ypg	1951: 68.9 ypg
-----------------	----------------

#### Passing Defense

1951: 74.0 ypg	1991: 100.2 pts.
1965: 107.3 ypg	1999: 97.9 pts.
1975: 61.0 ypg	

#### Total Defense

1951: 142.9 ypg	1999: 298.1 ypg
-----------------	-----------------

#### Scoring Defense

1942: 7.6 ppg	1998: 11.9 ppg
1958: 11.0 ppg	1999: 12.8 ppg

#### Turnover Margin

1993: +1.17	1998: +1.92
2002: +1.29	

#### Punting

1946: 39.3 avg.	1962: 39.5 avg.
1947: 39.4 avg.	1973: 39.2 avg.
1954: 39.9 avg.	1992: 36.8 avg.
1957: 38.5 avg.	1998: 40.2 avg.
1961: 41.2 avg.	2000: 44.3 avg.

#### Punt Returns

1947: 20.4 avg.	1970: 11.2 avg.
1949: 53.5 avg.	1989: 12.5 avg.
1952: 13.9 avg.	

#### Kickoff Returns

1947: 20.6 avg.	1986: 22.9 avg.
1948: 82.3 avg.	1991: 21.9 avg.
1966: 21.7 avg.	1999: 26.0 avg.
1982: 22.4 avg.	

## NCAA

### Individual Champions

Field goals: Karl Holzwarth, 0.8 per game, 1959

Scoring: Billy Marek, 12.7 ppg, 1974

Kickoff returns: Ira Matthews, 29.6 avg., 1976

Punt returns: Ira Matthews, 16.9 avg., 1978

Interceptions: Jamar Fletcher, 0.67 per game, 1998; Jim Leonhard, 0.79 per game, 2002

### Team Statistics Champions

Total defense: 154.8 ypg, 1951


Scoring defense: 6.6 ppg, 1951; and 10.2 ppg, 1998

Turnover margin: +1.92 in 1998

Passing offense: 188.4 ypg, 1961

Scoring offense: 32.2 ppg, 1962

Net punting: 41.2 avg., 2000



Karl Holzwarth

# CAMP RANDALL STADIUM RECORDS

## Individual Records

**Rushing Attempts:** 52, Anthony Thompson (Indiana), 1989; [50, Ron Dayne vs. Minnesota, 1996]

**Yards Rushing:** 377, Anthony Thompson (Indiana), 1989; [304, Billy Marek vs. Minnesota, 1974]

**TDs Rushing:** 6, Levron Williams (Indiana), 2001

**Long Run:** 91, Tom Brigham vs. Western Michigan, 1963

**Pass Attempts:** 83, Drew Brees (Purdue), 1998; [54, Randy Wright vs. Iowa, 1983]

**Pass Completions:** 55, Drew Brees (Purdue), 1998; [35, Darrell Bevell vs. Iowa, 1995]

**Yards Passing:** 494, Drew Brees (Purdue), 1998; [352, Darrell Bevell vs. Iowa, 1995]

**TDs Passing:** 5, Darrell Bevell vs. Nevada, 1993

**Long Pass:** 89, Tony Lowery vs. Eastern Michigan, 1991

**Receptions:** 18, Randall Lane (Purdue), 1998; [13, Matt Nyquist vs. Iowa, 1995]

**Yards Receiving:** 228, Lee Evans vs. Michigan State, 2001

**TDs Receiving:** 3, Dave Howard vs. Iowa, 1955; Pat Richter vs. Illinois, 1961; Lee Evans vs. Michigan State, 2001

**Long Reception:** 89, Lee DeRamus vs. Eastern Michigan, 1991

**Points:** 36, Levron Williams (Indiana), 2001; [30, Billy Marek vs. Minnesota, 1974 and Anthony Davis vs. Minnesota, 2002]

**Field Goals:** 5, Mike Bass (Illinois), 1982; [4, Vince Lamia vs. Minnesota, 1976; Todd Gregoire vs. Ohio State, 1987; Rich Thompson vs. Bowling Green, 1992; Rich Thompson vs. Purdue, 1992; Matt Davenport vs. Minnesota, 1998; Vitaly Pisetsky vs. Michigan State, 1999]

**Long Field Goal:** 55, Paul Edinger, Michigan State, 1999 [54, Todd Gregoire vs. Ball State, 1987]

**Long Interception Return:** 100, John Hardy (California), 1990; [98, Billy Lowe vs. Purdue, 1954]

**Long Punt Return:** 90, Troy Vincent vs. Western Illinois, 1991

**Long Kickoff Return:** 100, Ira Matthews vs. Iowa, 1976

**Long Punt:** 86, Kevin Stemke vs. Michigan State, 1999

## Team Records

**Rushing Attempts:** 72 vs. Indiana, 1969; vs. Illinois, 1969

**Yards Rushing:** 548 vs. Wyoming, 1963; Pre-modern era: 563 vs. Lawrence, 1920

**TDs Rushing:** 7 vs. Missouri, 1974; vs. Northwestern, 1981; by Michigan, 1989; vs. Northwestern, 1993; vs. Eastern Michigan, 1994; vs. Indiana, 1999; by Indiana, 2001

**Passing Attempts:** 84 by Purdue, 1998; [54 vs. Iowa, 1983]

**Completions:** 55 by Purdue, 1998; [35 vs. Iowa, 1995]

**Yards Passing:** 494 by Purdue, 1998; [368 vs. Michigan State, 2001]

**TDs Passing:** 5 vs. Nevada, 1993

**Points:** 63 by Indiana, 2001 [62 vs. New Mexico State, 1962; vs. Indiana, 1994]

**Plays:** 104 by Purdue, 1996 [97 vs. Iowa, 1969; vs. Illinois, 1969]

**Yards Total Offense:** 705 vs. Indiana, 1999

## Best Opponent Performances

**Yards Rushing:** 377, Anthony Thompson, Indiana, 1989

**Rushing Attempts:** 52, Anthony Thompson, Indiana, 1989

**TDs Rushing:** 6, Levron Williams, Indiana, 2001

**Longest Rush:** 92, Butch Woolfolk, Michigan, 1979

**Pass Attempts:** 83, Drew Brees, Purdue, 1998

**Pass Completions:** 55, Drew Brees, Purdue, 1998

**Yards Passing:** 494, Drew Brees, Purdue, 1998

**TDs Passing:** 4, Tim Gonso, Indiana, 1969; Ed Smith, Michigan State, 1978; Mark Herrmann, Purdue, 1979; Craig Erickson, Miami, Fla., 1989; Kurt Kittner,

## COACHING RECORDS

Following are all-time Camp Randall Stadium records for Wisconsin's head coaches.

Coach	W-L-T	Pct.
Paul Withington	4-0-1	.950
George Little	8-2-0	.800
Ivy Williamson	25-7-2	.765
J.R. Richards	15-4-2	.762
Glenn Thistlethwaite	20-7-1	.732
William Juneau	9-4-1	.679
Barry Alvarez	52-28-3	.645
Clarence Spears	11-7-0	.611
Milt Bruhn	33-20-4	.596
John Jardine	27-19-2	.583
Dave McClain	29-21-1	.578
Jack Ryan	4-3-3	.550
Guy Lowman	2-2-0	.500
Harry Stuhldreher	29-31-4	.484
Jim Hilles	2-4-0	.333
Don Morton	6-13-0	.316
John Coatta	3-13-1	.206

Illinois, 2001; Gibran Hamdan, Indiana, 2002; Jon Beutjer, Illinois, 2002

**Longest Pass:** 89, Ricky Foggie to Melvin Anderson, Minnesota, 1985

**Receptions:** 18, Randall Lane, Purdue, 1998

**Yards Receiving:** 200, Bart Burrell, Purdue, 1980

**TDs Receiving:** 3, Jade Butcher, Indiana, 1969; Alan Dick, Indiana, 1971; Archie Gray, Wyoming, 1973

**Yards Total Offense:** 495, Drew Brees, Purdue, 1998

**Field Goals:** 5, Mike Bass, Illinois, 1982; Chris White, Illinois, 1984; John Langeloh, Michigan State, 1988

**Longest Field Goal:** 55, Paul Edinger, Michigan State, 1999

**Interceptions:** 4, Paul Beery, Purdue, 1976

**Longest Punt Return:** 93, Stephen Porter, Indiana, 1970

**Longest Kickoff Return:** 100, Rick Upchurch, Minnesota, 1974; Seth Smith, Michigan, 1994; Derin Graham, Indiana, 1998

**Longest Fumble Return:** 55, Bernard Clark, Miami, Fla., 1988

# MISCELLANEOUS RECORDS

## ■ Most Starts In A Career\*

No.	Player	Year
50	Chris McIntosh	1996-1999
50	Bill Ferrario	1997-2000
48	Casey Rabach	1997-2000
47	Mike Echols	1998-2001
46	Mike Thompson	1991-1994
45	John Favret	1997-2000
45	Ross Kolodziej	1997-2000
43	Darrell Bevell	1992-1995
43	Ron Dayne	1996-1999
42	Brooks Bollinger	1999-2002
41	Mike Verstegen	1991-1994
41	Bryan Jurewicz	1993-1996
41	Dave Costa	1997-2000
38	Cory Raymer	1991-1994
38	Mike Samuel	1995-1998
37	Al Johnson	1999-2002
37	Wendell Bryant	1998-2001
36	Tarek Saleh	1993-1996
36	Jerry Wunsch	1993-1996
36	Jason Doering	1997-2000

\*Barry Alvarez-era players only

## ■ Pre-modern Era Superlatives

The NCAA recognizes official football statistics and records beginning with the 1946 season. The NCAA does not recognize marks set prior to the "modern era." Many great performances were turned in by Badgers prior to 1946, and some of those are listed below.

### Game

Rushing Attempts: 37, Jerry Thompson vs. Iowa, 1944  
 TDs Rushing: 4, Rowdy Elliott vs. Lawrence, 1920  
 TDs Receiving: 3, Dave Schreiner vs. Marquette, 1942  
 Points: 27, Rowdy Elliott vs. Lawrence, 1920  
 Field Goals: 4, Pat O'Dea vs. Beloit, 1899  
 Extra Point Attempts: 11, Eber Simpson vs. Lawrence, 1915; 8, Eber Simpson vs. Marquette, 1915  
 Extra Points: 10, Eber Simpson vs. Lawrence, 1915; 8, Eber Simpson vs. Marquette, 1915  
 Interception Yards: 110, Jack Wink vs. Great Lakes, 1942; 105, Coots Cunningham vs. Purdue, 1907

## Season

Field Goals: 4, Pat O'Dea, 1899  
 Interceptions: 6, Elroy Hirsch, '42  
 Interception Return Yards: 175, Jack Wink, 1942

## Career

FGs: 32, Pat O'Dea, 1897-99  
 Interception Return Yards: 196, Jack Wink, 1942, '46-47

## ■ One-sided Decisions

### Largest Wins

Opponent	Year	Score
Indiana	1999	59-0
New Mexico State	1962	69-13
Eastern Michigan	1994	56-0
Marquette	1957	60-6
Northwestern	1981	52-0
Marquette	1958	50-0
at Northwestern	1983	49-0
Indiana	1994	62-13
at Hawaii	1996	59-10
Illinois	1969	55-7
at San Jose State	1997	56-10
at Northwestern	1974	52-7
Ohio	1998	45-0
UNLV	1998	52-7

### Largest Losses

Opponent	Year	Score
at Ohio State	1979	0-59
at Michigan	1977	0-56
at Ohio State	1975	0-56
at Ohio State	1969	7-62
at Michigan	1979	0-54
at Michigan State	1978	2-55
Illinois	1965	0-51
at Michigan	1987	0-49
Michigan	1988	14-62
Miami, Fla.	1989	3-51

## Largest Pre-modern Era Wins

Opponent	Year	Score
UW-Whitewater	1890	106-0
Beloit	1903	87-0
Marquette	1915	85-0
Drake	1904	82-0
Lawrence	1915	82-0
Dixon	1898	76-0
Upper Iowa	1900	64-0
Hyde Park HS	1901	62-0
Lawrence	1920	60-0
Lawrence	1899	58-0
Notre Dame	1904	58-0
Arkansas	1912	64-7

## ■ WIN STREAKS

No.	Years	Ended by
17	1900-02	Michigan
11	1999-00	Northwestern
9	1912-13	Purdue
9	1998	Michigan
8	1894-95	Illinois
8	1897	UW Alumni
8	1920-21	Michigan
8	1951-52	Ohio State
7	1896	N'western
7	1961-62	Ohio State

## ■ SENIOR WIN PCT.



Following are the highest winning percentages by senior classes in Badger history.

2000 seniors: 76.0% (38-12)  
 1999 seniors: 74.0% (37-13)  
 2001 seniors: 71.4% (35-14)  
 1996 seniors: 66.7% (30-14-4)  
 1960 seniors: 66.2% (24-12-1)  
 1961 seniors: 66.2% (24-12-1)  
 1962 seniors: 65.8% (25-13)  
 1998 seniors: 65.3% (31-16-2)  
 1994 seniors: 63.0% (27-15-4)  
 1995 seniors: 63.0% (28-16-2)  
 2002 seniors: 62.7% (32-19)  
 1963 seniors: 62.2% (23-14)




## ■ MOST BOWLS

Following are the senior classes who played in the most bowl games in school history.

1999 seniors: 4 (Copper, Outback, Rose, Rose)  
 2000 seniors: 4 (Outback, Rose, Rose, Sun)  
 2002 seniors: 3 (Rose, Sun, Alamo)  
 2001 seniors: 3 (Rose, Rose, Sun)  
 1998 seniors: 3 (Rose, Outback, Copper)  
 1997 seniors: 3 (Outback, Copper, Hall of Fame)  
 1996 seniors: 3 (Copper, Hall of Fame, Rose)  
 1984 seniors: 3 (Hall of Fame, Independence, Garden State)



# HISTORY





# HISTORICAL HIGHLIGHTS

## Dec. 28, 2002

Wisconsin wins its seventh bowl game in eight tries during the Alvarez era with a 31-28 OT victory over 14th-ranked Colorado at the Alamo Bowl in San Antonio.

## Nov. 23, 2002

Anthony Davis rushes for 301 yards and five touchdowns in a regular-season ending 49-31 win at home over Minnesota. Davis nearly duplicates Billy Marek's 304-yard, five-TD performance in a 49-14 win over the Golden Gophers on the same date in 1974.

## Oct. 27, 2001

WR Lee Evans registers a Camp Randall Stadium-record 228 yards receiving in a 42-28 loss to Michigan State.

## Sept. 30, 2000

Michigan edges the Badgers 13-10 before 111,341 fans at Michigan Stadium. It is the largest crowd ever to see the Badgers play football.

## Jan. 1, 2000

Wisconsin opens the new millenium with its second straight Rose Bowl victory, a 17-9 win over Stanford. Ron Dayne is named game MVP.

## Dec. 11, 1999


Ron Dayne becomes Wisconsin's second Heisman Trophy winner.

## Nov. 13, 1999

The Badgers clinch the Big Ten title and a return trip to the Rose Bowl with a 41-3 victory over Iowa in Madison. Ron Dayne rushes for 216 yards and, in the process, becomes college football's career rushing leader.

## Oct. 9, 1999

In one of the most emotional wins of the Alvarez era, the Badgers defeat Minnesota 20-17 in Minneapolis in the UW's first-ever overtime game. Vitaly Pisetsky boots the game-winning field goal as Alvarez follows the game from a hospital bed due to an ailing knee.



Anthony Davis last season became just the third Badger ever to rush for 300 yards in a game.

## Jan. 1, 1999

Ron Dayne rushes for 246 yards to key the Badgers' 38-31 upset win over sixth-ranked UCLA in the Rose Bowl.

## Nov. 21, 1998

The Badgers clinch a Rose Bowl berth with a 24-3 victory at home over Penn State.

## Oct. 10, 1998

Wisconsin defeats Purdue 31-24 on homecoming at Camp Randall Stadium. The Badgers survive an NCAA record passing performance by Boilermaker Drew Brees, who completes 55-83 attempts for 494 yards.

## Dec. 27, 1996

Freshman Ron Dayne rushes for 246 yards and three TDs as the Badgers defeat Utah 38-10 in the Copper Bowl in Tucson, Ariz.

## Nov. 30, 1996

Freshman Ron Dayne rushes for a school-record 339 yards in a 59-10 Wisconsin victory at Hawaii.

## Nov. 11, 1995

John Hall boots the longest modern-era field goal in school history with a 60-yarder in a 34-27 win at Minnesota.

**Jan. 1, 1994**

The Badgers win the Rose Bowl for the first time in school history. Wisconsin forces six turnovers in its 21-16 triumph over UCLA.

**Dec. 4, 1993**

Wisconsin clinches its first Rose Bowl berth in 31 years with a 41-20 win over Michigan State in Tokyo.

**Sept. 8, 1990**

The Barry Alvarez era at Wisconsin, which will produce three Big Ten titles, three Rose Bowl wins and seven bowl victories in eight tries, starts with a 28-12 loss at home to California.

**Oct. 4, 1986**

Michigan defeats the Badgers 34-17 in the first night game ever played at Camp Randall Stadium.

**April 30, 1985**

Three Badgers — Al Toon, Richard Johnson and Darryl Sims — are selected in the first round of the NFL Draft. It is the most first-rounders ever for Wisconsin.

**Nov. 12, 1983**

Al Toon sets a school record with 252 receiving yards in a 42-38 victory at Purdue.

**Dec. 11, 1982**

Wisconsin wins a bowl game for the first time in school history with a 14-3 victory over Kansas State at the Independence Bowl in Shreveport, La.

**Oct. 9, 1982**

The Badgers defeat Ohio State 6-0 for their first victory in Columbus since 1918.

**Dec. 13, 1981**

Playing in their first bowl game since 1963, the Badgers drop a 28-21 decision to Tennessee in the Garden State Bowl in East Rutherford, N.J.

**Sept. 12, 1981**

The unranked Badgers open the season with a stunning 21-14 win at home over No. 1-ranked Michigan.

**Oct. 21, 1978**

The largest crowd in Camp Randall Stadium history (80,024) watches ninth-ranked Michigan shut out the Badgers 42-0.

**Nov. 5, 1977**

Dave Crossen sets the Wisconsin record for tackles in a game with 28 against Purdue.

**Nov. 23, 1974**

Billy Marek rushes for 304 yards and five touchdowns in a regular-season ending 49-14 win at home over Minnesota.

**Sept. 20, 1969**


Badger RB Alan "A Train" Thompson rushes for a then-school-record 220 yards on 33 carries in his collegiate debut against No. 6 Oklahoma.

**Jan. 15, 1967**


Ken Bowman becomes the first former Badger to play in the Super Bowl. He plays for the Green Bay Packers in the first Super Bowl.

**Jan. 1, 1963**

Second-ranked Wisconsin loses to No. 1 Southern California, 42-37, in the Rose Bowl. The Badgers score 23 points in the fourth quarter of a thrilling comeback attempt led by Ron Vander Kelen and Pat Richter.



Camp Randall Stadium has hosted five night games, including last year's season-opener vs. Fresno State (above).



Dave Crossen set a school record with 28 tackles against Purdue in 1977.



Ron Vander Kelen (15) led a furious fourth-quarter rally for the Badgers in the 1963 Rose Bowl game (above) won by Southern California, 42-37.

### Nov. 10, 1962

The eighth-ranked Badgers upset top-ranked Northwestern 37-6 on homecoming at Camp Randall Stadium.

### Sept. 29, 1962

Wisconsin opens the season with a 69-13 win at home over New Mexico State. The 69 points are a modern-era school record.

### Nov. 30, 1954

Alan Ameche becomes the first Heisman Trophy winner in Wisconsin history.

### Jan. 1, 1953

The Badgers play in their first-ever bowl game and lose a 7-0 decision to fifth-ranked Southern California in the Rose Bowl.

### Oct. 11, 1952

The Badgers play (and lose 23-14 to Ohio State) their only game ever as the nation's No. 1-ranked team.

### 1951

Wisconsin's "Hard Rocks" defense leads the nation in both total (154.8 ypg) and scoring (6.6 ppg) defense.

### Oct. 6, 1951

The Badgers play their first game on live television. UW falls 14-10 at eighth-ranked Illinois in a game that aired on NBC.

### Nov. 20, 1948

Paul Bunyan's Axe, emblematic of superiority in the Wisconsin-Minnesota series, is awarded for the first time to the Golden Gophers after a 16-0 win over the Badgers.

### Oct. 31, 1942

The Badgers earn the school's first-ever win over a No. 1-ranked opponent in a 17-7 victory over Ohio State.

### Jan. 15, 1939

Milt Gantenbein, Charles Goldenberg and Eddie Jankowski become the first former Badgers to play in the NFL's Pro Bowl.

### Nov. 5, 1938

Wisconsin notches its first-ever win vs. a nationally ranked opponent, a 20-13 victory over No. 7 Northwestern.

### Oct. 25, 1924

Wisconsin drops a 21-0 decision at Michigan in the first college football game broadcast in the Midwest. WWJ Radio's Ty Tyson and Doc Holland call the action from Michigan Stadium.

### Nov. 3, 1917

Camp Randall Stadium hosts its first game, a 10-7 Badger homecoming victory over Minnesota.

### Nov. 1, 1902

Wisconsin holds Michigan's famed "Point-a-Minute" team to just six points in a 6-0 loss.

### 1896

Wisconsin wins its first Western Conference (Big Ten) championship.

### Dec. 19, 1896

Wisconsin plays its first night game, an 18-8 loss to the Carlisle Indians at the Chicago Coliseum.

### Feb. 8, 1896

The Big Ten Conference is formed with initial member schools including: Chicago, Illinois, Michigan, Minnesota, Northwestern, Purdue and Wisconsin.

### Nov. 15, 1890

Minnesota defeats the Badgers 63-0 in Minneapolis, starting Division I college football's longest running rivalry. The schools have played 112 games.


### Nov. 1, 1890

Wisconsin's first football victory is a 106-0 triumph over UW-Whitewater.

### Nov. 23, 1889


Wisconsin plays its first intercollegiate football game, losing 27-0 to a Calumet Club team in Milwaukee.

# RETIRED NUMBERS



## #40 Elroy Hirsch

Elroy Hirsch played only one season (1942) at UW, but he is one of the most beloved sports figures in school history. Hirsch, nicknamed "Crazylegs," rushed for 786 yards for Wisconsin's 8-1-1 team in 1942. He starred for nine years with the L.A. Rams and later served as UW's Director of Athletics (1969-87).



## #35 Alan Ameche

Alan Ameche, the 1954 Heisman Trophy winner, was a three-time All-American and ended his career as the NCAA's all-time rushing leader. He led the Badgers to the 1953 Rose Bowl and rushed for 133 yards in that game. The four-time NFL Pro Bowl pick was inducted into the College Hall of Fame in 1975.



## #83 Allan Shafer

The memory of former quarterback Allan Shafer is continued with the "Living Memorial" Scholarship that is given in his name. Shafer was fatally injured during the 1944 Wisconsin-Iowa game. Shafer is one of two Badgers (Jay Seiler is the other) to die from a football-related injury.



## #80 Dave Schreiner

Dave Schreiner, the two-time All-America end, was named Western Conference Player of the Year in 1942. Schreiner lettered three years at the UW as an end, both on offense and defense. He is a member of the National Football Foundation and W Club Halls of Fame. He was voted to the UW's all-time team in 1969.

## ALL-TIME TEAM

In conjunction with the centennial celebration of college football in 1969, Wisconsin fans selected the school's all-time team. The 11-man unit features 1954 Heisman Trophy winner Alan Ameche, who was voted "All-time Greatest Player."

ALAN AMECHE (1951-54): 1954 Heisman Trophy winner ... set NCAA career rushing mark (3,345)

KEN BOWMAN (1961-63): 10-year NFL career with Packers ... played in East-West Shrine Game

HOWARD "CUB" BUCK (1913-15): Labeled by some as the best lineman of his era ... consensus All-American

PAT HARDER (1941-42): Second pick in NFL draft ... MVP of *Chicago Tribune* College All-Star Game

ELROY "CRAZYLEGS" HIRSCH (1942): Set many receiving records with Rams ... eventually served as Badger A.D.

DAN LANPHEAR (1957-59): Madison native was a 1959 All-American before pro career with Oilers


ARLIE MUCKS, SR. (1914): All-American on gridiron and silver medalist at Olympics (discus)

PAT RICHTER (1960-62): Hall of Fame inductee both on field and in classroom ... current Badger A.D.

DAVE SCHREINER (1940-42): First two-time All-American ... three TD catches in one quarter still a school record

RON VANDER KELEN (1962): Passed for 401 yards vs. No. 1-ranked USC in the 1963 Rose Bowl

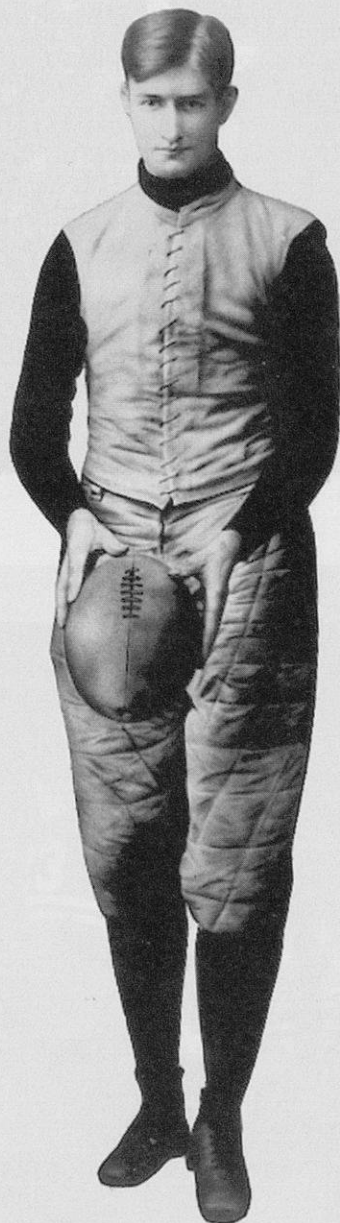
ROBERT "RED" WILSON (1946-49): Big Ten MVP in 1949 ... played baseball for the Chicago White Sox, Cleveland Indians and Detroit Tigers



## COLLEGE FOOTBALL HALL OF FAME

## National Football Foundation College Hall of Fame

These seven former Badgers have received the highest honor the game of football affords. They have been inducted into the National Football Foundation Hall of Fame. They are the greats of the game and their achievements are documented at the College Football Hall of Fame in South Bend, Ind.




Pat O'Dea (elected in 1962), nicknamed "The Kangaroo Kicker," was a two-time All-America fullback and punter between 1896-99. He was also a two-time team captain.




Robert Butler (elected in 1972) was a three-year letterwinner at tackle and won all-league (1912-13) and All-America (1913) laurels.



Pat Harder (elected in 1993), an All-America fullback, was the Big Ten's scoring and rushing champion in 1941.




Dave Schreiner (elected in 1955), the two-time All-America end, was the Western Conference's MVP in 1942.



Pat Richter (elected in 1996) was a two-time All-America end and led the nation in receiving as a junior.



Marty Below (elected in 1988), a rugged right tackle, earned All-America praise as a senior.



Alan Ameche (elected in 1975) was the 1954 Heisman Trophy winner and a multi-year All-American in the classroom and on the field.

Don Dayne prepares to address the Camp Randall Stadium crowd after seeing his name and number revealed on the stadium's facade following the Badgers' 41-3 victory over Iowa on Nov. 12, 1959. Dayne became Division I college football's career rushing leader that afternoon.

# HEISMAN TROPHY WINNERS

## Ron Dayne

### 1999 HEISMAN TROPHY WINNER


**TB, 5-10, 252, Berlin, N.J. (Overbrook High)**

#### 1999 Season By Game

TEAM (A.P. RANK)	ATT.	YARDS	AVG.	TDs	Lg
Murray State	20	135	6.8	3	26
Ball State	31	158	5.1	1	19
at Cincinnati	28	231	8.3	1	29
Michigan (#4)	22	88	4.0	1	34
at Ohio State (#12)	32	161	5.0	4	46
at Minnesota (#25)	25	80	3.2	1	16
Indiana	17	167	9.8	2	69
Michigan State (#11)	34	214	6.3	2	51
at Northwestern	35	162	4.6	2	24
at Purdue (#17)	32	222	6.9	1	41
Iowa	27	216	8.0	1	38
Stanford (#22)	34	200	5.9	1	64

#### Career Rushing Totals

SEASON	ATT.	YARDS	AVG.	TDs	Lg
1996 (freshman)	325	2,109	6.5	21	71
1997 (sophomore)	263	1,457	5.5	15	80
1998 (junior)	295	1,525	5.2	15	54
1999 (senior)	337	2,034	6.0	20	69
<b>TOTALS</b>	<b>1,220</b>	<b>7,125</b>	<b>5.8</b>	<b>71</b>	<b>80</b>



## Alan Ameche

### 1954 HEISMAN TROPHY WINNER

**FB, 6-0, 220, Kenosha, Wis. (Kenosha High)**

#### 1954 Season By Game

TEAM (A.P. RANK)	ATT.	YARDS	AVG.	TDs	Lg
Marquette	18	107	5.9	1	47
at Michigan State	17	127	7.5	1	29
Rice (#11)	21	90	4.3	2	19
Purdue (#5)	18	73	4.1	1	26
at Ohio State (#4)	16	42	2.6	0	9
at Iowa	26	117	4.5	1	22
Northwestern	17	59	3.5	1	20
at Illinois	0	0	0.0	0	0
Minnesota (#10)	13	26	2.0	2	4

#### Career Rushing Totals

SEASON	ATT.	YARDS	AVG.	TDs	Lg
1951 (freshman)	157	824	5.2	4	64
1952 (sophomore)	233	1,079	4.6	7	43
1953 (junior)	165	801	4.8	5	41
1954 (senior)	146	641	4.4	9	47
<b>TOTALS</b>	<b>701</b>	<b>3,345</b>	<b>4.8</b>	<b>25</b>	<b>64</b>



## CAMP RANDALL STADIUM FACADE

33 DAYNE

### Dayne and Ameche honored at Camp Randall Stadium

The University of Wisconsin began a tradition in 1999 to honor outstanding achievement in Badger football history. The school has displayed the names of two of its greatest gridiron heroes — Ron Dayne and Alan Ameche — on the facade of the second deck at Camp Randall Stadium.

The tradition began during a special post-game ceremony on Nov. 13, 1999, when the Department of Athletics saluted the accomplishments of Dayne by putting his name on the upper deck facade. It was Dayne's last game in Camp Randall Stadium, a contest in which he became college football's all-time rushing leader.

Ameche became the second Badger honored when his name was added to the facade prior to the Badgers' game vs. Oregon on Sept. 9, 2000. The Kenosha, Wis., native was represented by his widow and son at the ceremony.

Additional names will be added to the facade as warranted.




(pictured from right): Alan Ameche's widow Yvonne, former teammate Jim Hammond, UW Director of Athletics Pat Richter and Ameche's son Brian honor the former Heisman Trophy winner during a pre-game ceremony vs. Oregon in 2000. Ameche's name was added to the facade (joining Ron Dayne) on the second deck at Camp Randall Stadium.



Ron Dayne prepares to address the Camp Randall Stadium crowd after seeing his name and number revealed on the stadium's facade following the Badgers' 41-3 victory over Iowa on Nov. 13, 1999. Dayne became Division I college football's career rushing leader that afternoon.

# WISCONSIN'S RON DAYNE



Ron Dayne is the most decorated player in Wisconsin football history. He capped his remarkable career by winning the 1999 Heisman Trophy, as well as the Maxwell and Doak Walker Awards. Dayne became Division I football's career rushing leader in his final regular-season contest as a Badger.

Honors, awards and records were never the focus of Ron Dayne's career. "I just tried to do what I could to help the team win," is what the soft-spoken tailback repeated many times throughout his career. Helping the Badgers win may be Dayne's favorite personal legacy, but other witnesses to his career will forever marvel at his on-field accomplishments. Here's a look at some of his achievements:

- college football's most-decorated player after winning the 1999 Heisman Trophy, Maxwell and Doak Walker Awards.
- national player of the year by Associated Press, *Football News*, *The Sporting News* and Walter Camp.
- first player in college history to run for more than 7,000 career yards (bowl play included).
- college football's all-time leading rusher with 6,397 yards (no bowls). He bettered the old mark of 6,279 on a 31-yard run in his last game (vs. Iowa).
- three-time bowl game MVP (1996 Copper, 1999 Rose and 2000 Rose).
- first three-time Big Ten rushing champion.
- second nationally in rushing (by only 16 yards) as a senior despite sitting out six full quarters in large-margin wins.
- tied NCAA record for career 200-yard games (bowls not included) when he gained 216 yards vs. Iowa. Dayne, along with Marcus Allen (USC) and Ricky Williams (Texas), had 11 such games.
- Big Ten career leader in rushing and scoring.

- an average of 148.8 yards rushing per game (career) ranks fifth all-time in the NCAA.
- Big Ten offensive P.O.W. four times in 1999 (equalled the conference record).
- only player to lead the Big Ten in three categories (rushing, all-purpose yardage and scoring) during the 1999 season.
- recorded five games of at least 200 yards rushing in 1999, a national-best figure.
- had his name and number unveiled on the facade of Camp Randall Stadium after the Iowa game on Nov. 13, 1999.
- personally outrushed the opposing team 29 times in 43 career starts.
- joined Amos Lawrence (North Carolina), Tony Dorsett (Pitt) and Denvin Manns (New Mexico State) as the only players in history to rush for more than 1,000 yards in four consecutive years.
- recorded 2,000-yard seasons as both a freshman and senior (counting bowl games).
- gained just over 50 percent of his career yardage after contact.
- landslide winner in the Heisman Trophy balloting. His 2,042 votes were the 10th-most of all time.
- honored with "Ron Dayne Days" as proclaimed by Governor Tommy Thompson, Madison Mayor Sue Bauman and Milwaukee Mayor John Norquist.

## DAYNE'S CAREER

Year	Att.	Yds.	Avg.	TD
1996	325	2,109	6.5	21
1997	263	1,457	5.5	15
1998	295	1,525	5.2	15
1999	337	2,034	6.0	20
<b>Career</b>	<b>1,220</b>	<b>7,125</b>	<b>5.8</b>	<b>71</b>

## 1999 HONORS

- Heisman Trophy winner
- Maxwell Award winner
- Doak Walker Award winner
- A.P. Player of the Year
- Walter Camp Player of the Year
- *Football News* Player of the Year
- *The Sporting News* Player of the Year
- Big Ten Most Valuable Player
- First-team All-American by Associated Press, Walter Camp, American Football Coaches Association, Football Writers Association, *The Sporting News*, *Football News*, CNN/SI.com and CBS Sportsline

## 1999 HEISMAN TROPHY VOTING

1. Ron Dayne, Wisconsin	2,042
2. Joe Hamilton, Georgia Tech	994
3. Michael Vick, Virginia Tech	319
4. Drew Brees, Purdue	308
5. Chad Pennington, Marshall	247
6. Peter Warrick, Florida State	203
7. Shaun Alexander, Alabama	171
8. Thomas Jones, Virginia	140
9. LaVar Arrington, Penn State	54
10. Tim Rattay, Louisiana Tech	29

## WHAT THEY SAID

## Barry Alvarez, UW Head Coach:



"Ron really exemplified our program. I don't think there's a player that has ever meant more to a program. He's what our program is all about ... blue-collar, tough, hard-nosed. He doesn't do it the easy way, but he does what you have to do for wins."

## Brian White, UW Assistant Coach:

"What will stick with me the longest is the smile he gives when talking about his daughter. That's when I knew what a special young man I was coaching. The fact that, at 19 years old, he didn't shirk the responsibility of fatherhood. He embraced it."


## ABC's Tim Brandt:

(on Dayne's carry when he became college football's career rushing leader): "Open up the record books for Ron Dayne. He is the man of few words and many yards."




Ron Dayne (top) became college football's career rushing leader on this 31-yard carry vs. Iowa in 1999. Dayne (above left) gives his Heisman Trophy acceptance speech. Thousands of Badger fans (above right) hold up commemorative #33 towels during Dayne's last home game.


# MAJOR AWARDS



Ron Dayne won nearly every major award for outstanding player in 1999, including the Doak Walker Award (above).



Jamar Fletcher poses with the Jim Thorpe Award, emblematic of the NCAA's best defensive back.



Kevin Stemke won the inaugural Ray Guy Award, given to the nation's top punter.

## Heisman Trophy

Outstanding player in the U.S.

Alan Ameche, 1954	winner
Ron Dayne, 1999	winner

## Maxwell Award

Outstanding college player

Ron Dayne, 1999	winner
-----------------	--------

## Walter Camp Award

Outstanding college player

Alan Ameche, 1953	winner
Ron Dayne, 1999	winner

## Doak Walker Award

Nation's best running back

Ron Dayne, 1998	finalist
Ron Dayne, 1999	winner
Anthony Davis, 2001	semi-finalist

## Rimington Trophy

Nation's top center

Al Johnson, 2002	finalist
------------------	----------

## Outland Trophy

Outstanding interior lineman

Aaron Gibson, 1998	finalist
Chris McIntosh, 1999	finalist

## Rotary/Lombardi Award

Outstanding college lineman

Aaron Gibson, 1998	finalist
Wendell Bryant, 2000	semi-finalist
Wendell Bryant, 2001	semi-finalist

## Biletnikoff Award

Nation's top Receiver

Lee Evans, 2001	finalist
-----------------	----------

## Ray Guy Award

Nation's best collegiate punter

Kevin Stemke, 2000	winner
--------------------	--------

## Lou Groza Award

Nation's top college placekicker

Matt Davenport, 1998	semi-finalist
Vitaly Pisetsky, 1999	finalist

## Jim Thorpe Award

Nation's best defensive back

Troy Vincent, 1991	semi-finalist
Jamar Fletcher, 2000	winner

## Mosi Tatupu Award

Nation's top special teams player

Vitaly Pisetsky, 1999	finalist
Nick Davis, 1999	semi-finalist
Nick Davis, 2001	finalist

## Football News Player of the Year

Tom Burke, 1998	semi-finalist
Ron Dayne, 1998	semi-finalist
Ron Dayne, 1999	winner
Michael Bennett, 2000	semi-finalist
Wendell Bryant, 2001	semi-finalist
Lee Evans, 2001	semi-finalist

## The Sporting News Player of the Year

Ron Dayne, 1999	winner
-----------------	--------

## Associated Press Player of the Year

Ron Dayne, 1999	winner
-----------------	--------

## Bobby Dodd Foundation National Coach of the Year

Barry Alvarez, 1993	winner
Barry Alvarez, 1999	semi-finalist

## AFCA Coach of the Year

Barry Alvarez, 1993	winner
Barry Alvarez, 1998	semi-finalist
Barry Alvarez, 1999	semi-finalist

## Columbus Touchdown Club Player of the Year

Brent Moss, 1993 (top running back)  
 Ron Dayne, 1999 (top running back)  
 Chris McIntosh, 1999 (top lineman)  
 Jamar Fletcher, 2000 (top cornerback)  
 Anthony Davis, 2001 (top freshman)

## HEISMAN TROPHY

The Heisman Trophy is presented by the Downtown Athletic Club of New York to the outstanding college football player in the U.S. These are Wisconsin's top 10 finishers:

1938	Howard Weiss, 6th
1942	Dave Schreiner, 10th
1953	Alan Ameche, 6th
1954	Alan Ameche, winner
1959	Dale Hackbart, 7th
1962	Pat Richter, 6th
1962	Ron Vander Kelen, 9th
1999	Ron Dayne, winner

# MAJOR AWARDS

## BIG TEN HONORS

### The Silver Football

(Big Ten Most Valuable Player)

Howard Weiss, 1938  
Dave Schreiner, 1942  
Robert Wilson, 1949  
Alan Ameche, 1954  
Ron Vander Kelen, 1962  
Brent Moss, 1993  
Ron Dayne, 1999

### Big Ten Coach of the Year

Barry Alvarez, 1993  
Barry Alvarez, 1998

### Big Ten Player of the Year

Troy Vincent, 1991 (co-def.)  
Brent Moss, 1993 (off.)  
Tom Burke, 1998 (def.)  
Ron Dayne, 1999 (off.)  
Jamar Fletcher, 2000 (def.)

### Big Ten Lineman of the Year


Jeff Dellenbach, 1984 (off.)  
Tom Burke, 1998 (def.)  
Chris McIntosh, 1999 (off.)  
Wendell Bryant, 2000 (co-def.)  
Wendell Bryant, 2001 (def.)

### Big Ten Rookie of the Year

Tony Lowery, 1987  
Ron Dayne, 1996  
Brooks Bollinger, 1999  
Anthony Davis, 2001



ESPN's Ron Jaworski presents Ron Dayne with the 1999 Maxwell Award at the Home Depot/ESPN College Football Awards Show in Orlando.




Tackle Aaron Gibson was a finalist for the 1998 Lombardi Award.




Vitaly Pisetsky (second from right) was one of three players invited to the '99 Lou Groza Award festivities.



Jamar Fletcher was the Big Ten's Defensive Player of the Year in 2000.



Barry Alvarez (left) was national coach of the year by the Bobby Dodd Foundation and the AFCA in 1993. Brooks Bollinger (right) was the 1999 Big Ten Freshman-of-the-Year.



## FIRST-TEAM ALL-AMERICANS



**Robert  
"Butts"  
Butler  
Tackle, 1912**

Was a consensus All-American...named first-team All-Big Ten in both 1912 and 1913...played on the

1912 team which was undefeated and won the Big Ten championship (the 1912 defensive unit registered four shutouts and allowed only 29 points)...went on to play professionally with the Canton Bulldogs...in 1972, was inducted into the College Football Hall of Fame



**Ray "Tubby"  
Keeler  
Guard, 1913**

Consensus All-American...first-team All-Big Ten in 1912 and 1913



**Arlie Mucks  
Guard, 1914**

Was also a track star at the UW...undefeated in college career in the discus and shot put...competed in the 1912 Olympic Games in Stockholm, Sweden

and placed second in the discus...became a Big Ten football official following his playing days



**Howard  
"Cub" Buck  
Tackle, 1915**

Was a consensus All-American...captain of the 1915 Badger team...named first-team All-Big Ten in both 1914 and

1915...played for the Canton Bulldogs from 1915-19 and the Green Bay Packers from 1921-25...member of the Green Bay Packers' Hall of Fame...was the head coach at Lawrence College in 1924-25 and at the University of Miami from 1926-28



**Paul Meyers  
End, 1919**

Consensus all-American...first-team All-Big Ten in 1916 and 1919



**George  
Bunge  
Center, 1920**

A two-time All-American at center, he earned first-team honors in 1920



**Frank  
Weston  
End, 1920**

First-team All-Big Ten in 1919 and 1920...captain of 1920 squad which went 6-1...also played basketball for the Badgers...served on

the Wisconsin Athletic Board from 1948-63



**Ralph Scott  
Tackle, 1920**

Consensus All-American...played for Chicago Bears, 1921-25



**Marty Below  
Tackle, 1923**

Consensus All-American...Badger captain in 1923...first-team All-Big Ten in 1922 and 1923...Red Grange called him "the greatest lineman I ever played

against"...elected in 1988 to the College Football Hall of Fame



**Milo  
Lubratovich  
Tackle, 1930**

Consensus All-American...was named first-team All-Big Ten in 1930...missed the 1929 season with a broken leg...played in the

1930 East-West Shrine Game...played with the Brooklyn Dodgers from 1931-35



**Howard  
Weiss  
Fullback, 1938**

Given the "Silver Football" for being the Big Ten MVP in 1938...Badger co-captain...first-team All-Big

Ten in 1938...also played linebacker for UW...played professionally for the Detroit Lions from 1939-40



**Dave  
Schreiner  
End, 1941-42**

Was a consensus All-American in 1942...also in 1942, was awarded the "Silver Football" as Big Ten MVP...named

first-team All-Big Ten in 1941 and 1942...Badger captain in 1942...first Badger ever to catch three touchdowns in one quarter in a win over Marquette in 1942...his number 80 was retired by the university...was inducted into the College Football Hall of Fame in 1955...was killed in 1945 in World War II



**Pat Harder  
Fullback, 1942**

Was the Big Ten's scoring and rushing champion in 1941...named first-team All-Big Ten in 1941 and 1942...was MVP of the 1943

College All-Star Game, scoring two touchdowns in the game...was inducted into the College Football Hall of Fame in 1993...drafted second overall by the Chicago Cardinals in 1944, the highest UW draft pick in history...went on to a very successful NFL career with the


Cardinals from 1946-50 and the Detroit Lions from 1951-53...led the NFL in scoring in 1947 and 1948, and was the co-leader in 1949...finished career with 33 TDs and 3,016 yards rushing...member of the Lions' 1952 NFL championship team...a 1953 Pro Bowler...after playing days, became an NFL referee



**Earl Girard  
Quarterback,  
1944**

A versatile player, with the ability to run and pass, while also a punter and a safety on defense...was only 17 years old in the 1944

season...set a Big Ten and NCAA record with two punt return touchdowns in a game against Iowa in 1947...drafted in 1948 in the first round by the Green Bay Packers...played for the Packers from 1948-51, the Detroit Lions from 1952-56 and the Pittsburgh Steelers in 1957



**Ed Withers  
Defensive  
Back, 1950-  
51**

Had eight career interceptions for the Badgers...All-Big Ten defensive back in 1951...in a 1950 game

at Iowa, he intercepted three passes for 103 yards returned



**Hal Faverty  
Defensive  
End, 1951**

Starred on the top defensive unit in the country in 1951...was a defensive specialist and one of the top linebackers in the nation...twice

was named United Press Lineman of the Week...earned all-conference honors as a senior in 1951...played in the 1951 East-West Shrine Game...played professionally for the Green Bay Packers in 1952



**Pat  
O'Donahue  
End, 1951**

Member of the famed "Hard Rocks" defensive unit, which was the best in the nation in 1951, setting school records for least points,

rushing yards and total yards allowed

per game...was an All-Big Ten defensive end in 1951...played in the 1951 Blue-Gray Game and was a member of the 1952 College All-Star team...played for the San Francisco 49ers in 1952 and the Green Bay Packers in 1955



**Dave  
Suminski  
Tackle, 1952**

Played offensive and defensive tackle for the Badgers...blocked for standout running back Alan Ameche, who led the Big Ten in rushing

in 1951...member of the 1952 Big Ten Championship team...played for the Washington Redskins in 1953...became an all-pro in the CFL from 1957-59, playing for the Hamilton Tiger Cats



**Don Voss  
End, 1952**

Member of famed "Hard Rocks", top-defensive unit in the country in 1951, allowing only 6.6 points per game, 66.8 rushing yards a game, 154.8

total yards per game...played in the 1952 Rose Bowl...member of 1952 Big Ten Championship team...was also a track All-American in 1952...could not play professionally due to a career-ending knee injury



**Alan Ameche  
Fullback,  
1952-53-54**

Wisconsin's first Heisman Trophy winner in 1954...was a consensus All-American in 1954...named the Big Ten MVP in 1954...won

the Walter Camp Award in 1953 as outstanding college player of the year...led the Badgers to the 1953 Rose Bowl and rushed for 133 yards in the game...was the Big Ten rushing champion in 1951 and 1952...had the first 1,000 yard season by a Badger in 1952 as a sophomore...named first-team All-Big Ten in 1952, 1953, and 1954...set the NCAA career rushing mark of 3,345 yards...inducted into the College Football Hall of Fame in 1975...was the second overall pick in the 1955 draft by the Baltimore Colts, which is tied for the highest UW player selected...played for the Colts from 1955-60...participated in four NFL Pro

Bowls...scored the winning touchdown in the Colts 23-17 overtime win over the Giants in the 1958 NFL title game



**Dan  
Lanphear  
Tackle, 1959**

Played left tackle for the UW...played for the Houston Oilers in 1960 and 1962...his father, George, was a star lineman for the

Badgers in the 1930s...named first-team All-Big Ten in 1959



**Pat Richter  
End, 1961-  
62**

Was a consensus All-American in 1962...led the nation in receiving as a junior in 1961...was a captain in 1962...led team in

receiving from 1960-62 and the Big Ten in receiving in 1961 and 1962...named first-team All-Big Ten in 1961 and 1962...led the Badgers with 163 yards and 11 receptions in the 1963 Rose Bowl...also lettered in basketball and baseball at the UW...played for the Washington Redskins from 1963-70 after being a first-round draft selection in 1963



**Dennis Lick  
Tackle,  
1974-75**

A consensus All-American in 1975...was first-team All-Big Ten in 1974 and 1975...played in the 1976 Hula Bowl, 1975


East-West Shrine Game and 1976 Japan Bowl...drafted eighth overall in 1976 by the Chicago Bears...played for the Bears from 1976-81



**Ray Snell  
Tackle, 1979**

Badger captain in 1979...first-team All-Big Ten in 1979...played in the 1979 Senior Bowl All-Star Game and the Hula Bowl in 1980...selected

in the first round of the NFL draft by the Tampa Bay Buccaneers in 1980...played for the Buccaneers from 1980-83 and the Pittsburgh Steelers from 1984-85



### **Matt VandenBoom Defensive Back, 1981**

Named first-team All-Big Ten in 1981-82... Badger captain in 1982...member of the UW team that won the

1982 Independence Bowl, 14-3 over Kansas State (had an interception in the game)...in 1981 was the Big Ten co-leader with six interceptions...had three interceptions in 1981 season opener, a 21-14 win over top-ranked Michigan



### **Tim Krumrie Nose Guard, 1981-82**

Consensus All-American in 1981...named first-team All-Big Ten in 1980, 1981 and 1982...was a captain of the


1982 Badgers...holds the school records for most solo tackles in a career with 276 and most career tackles by a defensive lineman with 444...started all 46 games in his Badger career...was named the defensive MVP of the 1982 Independence Bowl win over Kansas State (UW defense allowed KSU only three points and two yards per carry)...named the national "Player of the Week" by the Associated Press as the Badgers upset No. 1 rated Michigan 21-14 to open 1981 season...also a member of the UW wrestling team (placed fifth in the Big Ten in 1980)...played professionally for the Cincinnati Bengals from 1983-94...took part in the 1988 and 1989 Pro Bowls



### **Richard Johnson Defensive Back, 1984**

First-team All-Big Ten in 1984...had a school-record six blocked kicks in 1984, giving him nine in his

career...also in 1984, had seven passes defended, four tackles for losses, and three interceptions...drafted 11th overall by the Houston Oilers in 1985 and played for them from 1985-92



### **Paul Gruber Tackle, 1987**

A captain in 1987...named first-team All-Big Ten after the 1987 season...drafted fourth overall by the Tampa Bay Buccaneers in 1988...had a success-

ful career with the Buccaneers from 1988-99, playing in three Pro Bowls (1989, 1990 and 1992)



### **Troy Vincent Defensive Back, 1991**

Was first-team All-Big Ten in 1991 and was also named the Big Ten co-Defensive Player of the Year...a 1991


Badger captain...semi-finalist for the Thorpe Award given to the top defensive back in the nation...drafted seventh overall in 1992 by the Miami Dolphins...played for the Dolphins from 1992-95 and has played for the Philadelphia Eagles since 1996...four-time Pro Bowl selection (2000, '01, '02, '03) ... was named NFL Man of the Year for the 2002 season



### **Cory Raymer Center, 1994**

Consensus All-American...first-team All-Big Ten in 1993 and 1994...was center during the Badgers' 1993 Big Ten Championship and 1994 Rose Bowl

win in which UW amassed 250 rushing yards per game...played for the Washington Redskins from 1995-01 and is now with San Diego



### **Tarek Saleh Defensive End, 1996**

A Badger captain in 1996...first-team All-Big Ten in 1995 and 1996...holds the school record with 58 career tackles-for-loss...was

the 1996 Copper Bowl Defensive MVP with six tackles, one pass defended and a blocked field goal...played in the NFL for the Carolina Panthers and Cleveland Browns



### **Ron Dayne Running Back, 1997-98-99**

1999 Heisman Trophy winner...a consensus All-American in 1999...holds NCAA record with 6,397 rush-


ing yards...was given the Maxwell Award, Walter Camp Award and Doak Walker Award following the 1999 season...given player of the year honors by both the Associated Press and *The Sporting News*...1999 Big Ten MVP...first-team All-Big Ten in 1996, 1998 and 1999...averaged 169.5 yards a game in the 1999 season...a Badger captain in 1999...member of two Big Ten championship teams (1998 and 1999)...was the MVP in both the 1999 and 2000 Rose Bowl games (amassed 446 yards and five touchdowns in those two Badger victories)...1996 Copper Bowl MVP...Big Ten Rookie of the Year in 1996...drafted 11th overall by the New York Giants in 2000 and still plays there...member of the Giants' team that went to Super Bowl XXXV



### **Aaron Gibson Tackle, 1998**

Consensus All-American...finalist for both the Lombardi Award and Outland Trophy following the 1998 season...first-team


All-Big Ten in 1998...member of Badgers' 1998 Big Ten Championship team that won the 1999 Rose Bowl...drafted in the first round by the Detroit Lions in 1999...has played for Detroit, Dallas and Chicago



### **Tom Burke Defensive End, 1998**

Consensus All-American in 1998...led the nation in 1998 with 22 sacks...was the Big Ten Defensive Player of the Year, with school-


record 22 sacks and 31 tackles-for-loss...first-team All-Big Ten in 1998...member of Badgers' 1998 Big Ten championship team that won the 1999 Rose Bowl...has played for the Arizona Cardinals since 1999



**Jamar Fletcher**  
**Defensive Back, 1999-2000**

Consensus All-American in 2000...2000 Jim Thorpe Award winner, given to

the best defensive back in the nation...Big Ten Defensive Player of the Year in 2000...in a 2000 game against Oregon, had career-best three interceptions, including the game-clincher...first-team All-Big Ten in 1999 and 2000...had a Big Ten record five interception returns for touchdowns in his three-year career, including one in the 1999 Rose Bowl...his 21 career interceptions are school record...led the nation in 1998 with seven interceptions...starter on UW's 1998 and 1999 Big Ten championship teams...has played for the Miami Dolphins since being selected in the first round in 2001



**Chris McIntosh**  
**Tackle, 1999**

Consensus All-American...finalist for the Outland Trophy, given to the nation's outstanding interior lineman...a 1999


Badger captain...first-team All-Big Ten in 1999...part of offensive line that helped lead the 1999 Badgers to school-record 3,305 rushing yards...drafted 22nd overall by the Seattle Seahawks in 2000



**Kevin Stemke**  
**Punter, 2000**

Ray Guy Award winner in 2000, given to the nation's top punter... in 2000 he averaged school-record 44.5 yards per


punt...led the Big Ten in punting in 1998 and 2000...earned first-team All-Big Ten honors in 1998 and 2000...holds UW career records in punting average with 43.5 yards per kick and 10,660 punting yards ... currently with Miami Dolphins



**Wendell Bryant**  
**Defensive Tackle, 2001**

Two-time Big Ten defensive lineman of the year in 2000 and 2001...a Badger captain in 2001...2000 and 2001


Lombardi Award semi-finalist...ranks fifth in UW history with 24 sacks...led the Badgers with eight sacks in the 2001 season...in a 2001 game at Penn State, he had five sacks for 32 yards lost...in the 1999 Rose Bowl, he sacked UCLA quarterback Cade McNown to clinch a Badger victory... now plays for Arizona Cardinals



**Lee Evans**  
**Wide Receiver, 2001**

One of three finalists for the 2001 Biletnikoff Award, given to the nation's top wide receiver...broke the Big


Ten record for most receiving yards in a season with 1,545... averaged 128.8 yards per game in 2001, ranking him fourth nationally...his 2001 receiving yardage total was the 15th-highest in NCAA history...in only three years, eclipsed the UW record with 2,255 career receiving yards...in 2001, he set school single-season records for receptions (75), touchdown receptions with nine (tied the record) and 100-yard receiving games (eight)...first Badger to lead the Big Ten in receiving since 1963



**Jim Leonhard**  
**Defensive Back, 2002**

First-team All-American according to CNN/SI.com ... first-team All-Big Ten by media and second-team

choice by coaches ... voted by teammates as UW's first sophomore team MVP since 1947 ... named team's special teams player of the year ... led nation with Big Ten record-tying 11 interceptions (0.79 per game) ... led Big Ten (and ranked 10th nationally) with school record-tying 25 pass breakups ... ranked No. 2 in Big Ten in punt return average (12.1) ... set school record with 434 punt return yards ... named to Verizon Academic All-District 5 team ... Academic All-Big Ten ... No. 2 on team in tackles with 99



Tom Burke was the nation's leader in quarterback sacks en route to earning consensus All-America honors at defensive end in 1998.

**CONSENSUS ALL-AMERICANS**

Current teams used in designating consensus All-Americans are: Associated Press, American Football Coaches Association, the Football Writers Association of America, Walter Camp Foundation, *Football News* and *The Sporting News*. In previous years, different combinations of agencies and magazines have been used to select consensus All-Americans.


1912	Robert "Butts" Butler, T
1913	Ray "Tubby" Keeler, G
1915	Howard "Cub" Buck, T
1919	Charles Carpenter, C
1920	Ralph Scott, T
1923	Marty Below, T
1930	Milo Lubratovich, T
1942	Dave Schreiner, E
1954	Alan Ameche, FB
1959	Dan Lanphear, T
1962	Pat Richter, E
1975	Dennis Lick, T
1981	Tim Krumrie, DL
1994	Cory Raymer, C
1998	Aaron Gibson, T
	Tom Burke, DE
1999	Ron Dayne, TB
	Chris McIntosh, T
2000	Jamar Fletcher, CB

# ALL-AMERICANS


This list includes all Badgers who made first-, second- or third-team All-America squads. The legend below includes abbreviations for the selecting organizations.

AAB — All-American Board; ABC — ABC Sports Online; AFCA — American Football Coaches Association; A-P — All-Players; AP — Associated Press; A-S — All-Sports; AW — Athletic World; C — Collier's (picked by WC); CFN — Collegefootballnews.com; CNN/SI — Cable News Network/Sports Illustrated; CP — Consolidated Press; C.P. — Central Press; CPN — College & Pro Football Newsweekly; CS — College Sports; CW — Caspar Whitney; FM — Frank Menke; F-M — Fox-Movietone; FN — Football News; FW — Football World; FWA — Football Writers' Association; GR — Gridiron Record; G-R — Grantland Rice; H — Hearst; INS — International News Service; L — Look; NEA — Newspaper Enterprise Association; NANA — North American Newspaper Alliance; R — Rivals.com; S-H — Scripps-Howard; TSN — The Sporting News; UP — United Press; UPI — United Press International; WC — Walter Camp; WE — Walter Eckersall


- 1898: Pat O'Dea, FB (C 2nd; CW 2nd)  
 1899: Pat O'Dea, FB (C 3rd)  
 1901: Art Curtis, T (CW 2nd); Norsky Larson, HB (CW 2nd)  
 1902: Arne Lerum, G (C 3rd)  
 1903: Wilson Berthke, G (C 3rd)  
 1905: Wilson Berthke, G (C 3rd); Albion Findlay, HB (C 3rd)  
 1908: John Messmer, G (C 2nd)  
 1910: Jimmy Dean, E (C 3rd)  
 1911: Al Buser, T (C 3rd)  
 1912: Robert Butler, T (C 1st); Joe Hoeffel, E (C 2nd)  
 1913: Robert Butler, T (C 2nd); Ray Keeler, G (INS/FM 1st)  
 1914: Howard Buck, T (WE 2nd); Arlie Mucks, G (INS/FM 1st); Ray Keeler, G (INS/FM 2nd)  
 1915: Howard Buck, T (NEA 1st; WE 1st; INS/FM 1st; C 2nd)  
 1916: Charles Carpenter, C (WE 3rd); Paul Meyers, E (WE 3rd); Howard Hancock, G (FM 2nd)  
 1917: W.M. Kelley, E (C 3rd)  
 1919: Frank Weston, E (C 2nd); Paul Meyers, E (WE 1st); Charles Carpenter, C (FM 1st)  
 1920: Frank Weston, E (FM 1st; WE 2nd; CP 2nd; INS 3rd); Ralph Scott, T (C 1st); George Bunge, C (CP 1st)  
 1921: George Bunge, C (INS 3rd); Alvah Elliott, B (WE 2nd; INS 3rd); R.H. Brumm, T (CP 2nd); Jimmy Brader, T (FW 3rd)  
 1922: Marty Below, T (WE 2nd; C 3rd); Gus Tebell, E (WE 3rd); Rollie Williams, B (WE 3rd)  
 1923: Marty Below, T (INS 1st; AW 1st; WE 1st; CP 2nd); Adolph Bieberstein, G (WE 3rd); Merrill Taft, FB (CP 2nd)  
 1924: Adolph Bieberstein, G (A-S 3rd)  
 1925: R.J. Stipek, G (CP 2nd; C 3rd); Doyle Harmon, HB (WE 3rd)  
 1928: Rube Wagner, T (WE 3rd; NANA 3rd)  
 1930: Milo Lubratovich, T (NEA 1st; UP 1st; H 1st; C.P. 1st; NANA 2nd; INS 2nd; N.Y. Sun 2nd; CP 2nd; AP 3rd; S-H 3rd)  
 1931: Greg Kabat, G (AP 3rd; C.P. 3rd)  
 1932: Mario Pacetti, T (INS 3rd); Greg Kabat, G (H 3rd)  
 1938: Howard Weiss, FB (INS 1st; UP 2nd; H 2nd; N.Y. Sun 2nd; NEA 2nd; AP 3rd; World-Telegram 3rd)  
 1940: George Paskvan, FB (AP 2nd; A-P 3rd)  
 1941: Dave Schreiner, E (AP 1st; A-P 2nd; N.Y. Sun 2nd; H 2nd)  
 1942: Dave Schreiner, E (UP 1st; TSN 1st; INS 1st; AP 1st; NEA 1st; N.Y. News 1st; C.P. 1st; C 1st; A-P 1st; G-R 1st; H 1st; AAB 1st; N.Y. Sun 1st; L 1st); Pat Harder, FB (AAB 1st; UP 2nd; TSN 2nd; INS 2nd; NEA 2nd; N.Y. Sun 2nd; AP 3rd); Elroy Hirsch, B (L 3rd)  
 1944: Earl Girard, QB (L 1st)  
 1949: Robert Wilson, C (C.P. 2nd; AP 3rd; G-R 3rd; A-P 3rd)  
 1950: Ed Withers, DB (L 1st)  
 1951: Hal Faverty, DE (INS 1st; GR 2nd; A-P 2nd); Pat O'Donahue, E (AP 1st; NEA 1st; L 1st); Deral Teteak, LB (A-P 2nd);



Krumrie



Shackerford



McIntosh

- Ed Withers, DB (GR 1st)  
 1952: Dave Suminski, T (AP 1st); Don Voss, E (L 1st); Alan Ameche, FB (M-N 1st; GR 1st; Athletic Publications 1st)  
 1953: Alan Ameche, FB (L 1st; FWA 1st; NEA 1st; Paramount News 1st; GR 1st; UP 2nd; INS 2nd; AP 3rd; A-P 2nd)  
 1954: Alan Ameche, FB (AP 1st; UP 1st; L 1st; FWA 1st; C 1st; NEA 1st; TSN 1st; WC 1st; INS 1st; Paramount News 1st; AP 1st; AAB 1st; C.P. 1st; Boston Amer. 1st; Athletic Publications 1st; N.Y. Metro Newspapers 1st; Pitts Smith News 1st; GR 1st; Jet 1st)  
 1959: Dan Lanphear, T (AP 1st; UP 1st; NEA 1st; TSN 1st; L 1st; AFCA 1st)  
 1961: Pat Richter, E (UPI 1st; ABC 1st)  
 1962: Pat Richter, E (AP 1st; UPI 1st; N.Y. Daily News 1st; TSN 1st; AFCA 1st; FWA 1st; CBS 1st; F-M 1st; Boston Record 1st)  
 1968: Ken Criter, LB (AP 3rd)  
 1974: Billy Marek, RB (AP 2nd; UPI 2nd); Dennis Lick, T (FN 1st)  
 1975: Dennis Lick, T (UPI 1st; AFCA 1st; NEA 1st; TSN 1st; Time 1st; WC 1st)  
 1979: Ray Snell, T (TSN 1st; UPI 2nd)  
 1981: Tim Krumrie, NG (AP 1st; UPI 1st; WC 1st; FN 1st; NEA 2nd); Matt VandenBoom, DB (UPI 1st)  
 1982: Tim Krumrie, NG (WC 1st)  
 1984: Richard Johnson, DB (FWA 1st; TSN 2nd); Jeff Dellenbach, T (AP 3rd); Al Toon, E (FN 3rd)  
 1987: Paul Gruber, T (TSN 1st; UPI 2nd)  
 1991: Troy Vincent, DB (FN 1st; TSN 1st; UPI 1st; FWA 1st; AP 2nd)  
 1993: Brent Moss, TB (AP 2nd; UPI 2nd; CPN 2nd); Joe Panos, T (AP 2nd); Lamark Shackerford, NG (UPI 2nd; AP 3rd)  
 1994: Cory Raymer, C (AP 1st; UPI 1st; AFCA 1st; WC 1st; FN 1st; CS 1st; TSN 1st)  
 1995: Tarek Saleh, DE (FN 2nd)  
 1996: Tarek Saleh, DE (FN 1st); Ron Dayne, TB (AP 3rd); Jerry Wunsch, T (AP 3rd; FN 2nd)  
 1997: Ron Dayne, TB (FN 1st)  
 1998: Tom Burke, DE (WC 1st; FWA 1st; AFCA 1st; AP 1st; FN 1st; TSN 1st); Ron Dayne, TB (WC 1st); Aaron Gibson, T (WC 1st; FWA 1st; AFCA 1st; AP 1st; FN 1st; TSN 2nd)  
 1999: Nick Davis, WR (TSN 3rd); Ron Dayne, TB (WC 1st; AFCA 1st; FWA 1st; FN 1st; TSN 1st; CNN/SI 1st; CBS Sportsline 1st); Jamar Fletcher, CB (FN 1st; TSN 1st; CNN/SI 1st; CBS Sportsline 2nd; WC 2nd); Chris McIntosh, LT (WC 1st; AFCA 1st; FWA 1st; FN 1st; TSN 1st; CNN/SI 1st; CBS Sportsline 1st); Casey Rabach, C (CBS Sportsline 2nd)  
 2000: Jamar Fletcher, DB (AFCA 1st; WC 1st; FN 1st; FWA 1st; AP 1st; R 1st; CNN/SI 1st; TSN 2nd); Casey Rabach, C/RG (WC 2nd; AP 2nd); Kevin Stemke, P (CNN/SI 1st; AP 2nd; TSN 2nd; FN 2nd)  
 2001: Wendell Bryant, DT (AFCA 1st; FN 1st; ABC 1st; CNN/SI 1st; CFN 1st; AP 2nd, TSN 2nd); Lee Evans, WR (FN 1st; ABC 1st; CFN 1st; AP 2nd, TSN 2nd)  
 2002: Al Johnson, C (TSN 3rd); Jim Leonhard (CNN/SI 1st; WC 2nd; AP 3rd)

## FIRST-TEAM ALL-BIG TEN

1906	Ewald Stiehm, center	1953	Alan Ameche, fullback	1982	Dave Greenwood, defensive back
1907	John Messmer, guard	1954	Alan Ameche, fullback		Tim Krumrie, noseguard
1908	John Messmer, guard		Gary Messner, guard		Darryl Sims, defensive tackle
	Harlan Rogers, end	1958	Jerry Stalcup, guard		Matt VandenBoom, defensive back
	Oscar Ostoff, tackle		Dick Teteak, center		Bob Winckler, tackle
	Jack Wilce, fullback	1959	Dale Hackbart, quarterback	1983	Jim Melka, linebacker
1909	James Dean, end		Dan Lanphear, tackle		Al Toon, wide receiver
	Bill Mackmiller, guard		Jerry Stalcup, guard	1984	Jeff Dellenbach, tackle
1910	James Dean, end	1961	Pat Richter, end		Richard Johnson, defensive back
1911	R.E. Branstad, tackle	1962	Pat Richter, end		Darryl Sims, defensive tackle
	A.L. Buser, tackle		Ron Vander Kelen, quarterback		Al Toon, wide receiver
	Ed Hoeffel, end	1963	Louis Holland, halfback	1985	Bob Landsee, guard
	John Moll, quarterback	1966	Bob Richter, linebacker	1986	Nate Odomes, defensive back
	H.S. Ofstie, end	1967	Ken Criter, linebacker		Michael Reid, linebacker
	Al Tandberg, fullback		Tom Domres, tackle	1987	Paul Gruber, tackle
1912	Robert Butler, tackle	1968	Ken Criter, linebacker	1990	Don Davey, defensive tackle
	Max Gelein, guard	1970	Bill Gregory, defensive end	1991	Troy Vincent, cornerback
	Edmund Gillette, quarterback		Chuck Winfrey, linebacker	1992	Chuck Belin, guard
	Ed Hoeffel, end	1971	Rufus Ferguson, running back		Gary Casper, linebacker
	Ray Keeler, guard		Larry Mialik, tight end		Lamark Shackerford, noseguard
	H.S. Ofstie, end	1972	Rufus Ferguson, running back		Rich Thompson, kicker
	Edward Samp, tackle		Dave Lokanc, linebacker	1993	Darrell Bevell, quarterback
	Al Tandberg, fullback	1973	Billy Marek, running back		Jeff Messenger, safety
	John VanRiper, halfback		Mike Webster, center		Brent Moss, running back
1913	Robert Butler, tackle	1974	Dennis Lick, tackle		Joe Panos, tackle
	Ray Keeler, guard		Billy Marek, running back		Cory Raymer, center
1914	Howard Buck, tackle		Jack Novak, end		Michael Roan, tight end
1915	Dow Beyers, halfback	1975	Dennis Lick, tackle		Joe Rudolph, guard
	Howard Buck, tackle		Billy Marek, running back		Lamark Shackerford, noseguard
1916	Paul Meyers, end		Terry Stieve, tackle	1994	Jeff Messenger, safety
1917	W.M. Kelly, end	1977	Dennis Stejskal, defensive end		Cory Raymer, center
	Eber Simpson, quarterback	1979	Dave Mohapp, fullback		Joe Rudolph, guard
1919	Paul Meyers, end		Ray Snell, tackle		Mike Thompson, defensive tackle
1920	Frank Weston, end	1980	Tim Krumrie, noseguard		Mike Verstegen, tackle
1921	Alvah Elliott, halfback	1981	Dave Greenwood, defensive back	1995	Tarek Saleh, defensive end
1922	Marty Below, tackle		Tim Krumrie, noseguard	1996	Ron Dayne, running back
	Gustaf Tebell, end		Dave Mohapp, fullback		Pete Monty, linebacker
	Rollie Williams, quarterback		Darryl Sims, defensive tackle		Tarek Saleh, defensive end
1923	Marty Below, tackle		Matt VandenBoom, def. back		Jamie Vanderveldt, guard
	Merrill Taft, fullback			1997	Matt Davenport, kicker
1925	Doyle Hamilton, halfback			1998	Tom Burke, defensive end
1927	Ed Crofoot, halfback				Matt Davenport, kicker
1928	Rube Wagner, tackle				Ron Dayne, running back
1929	John Parks, guard				Jamar Fletcher, cornerback
1930	Greg Kabat, guard				Aaron Gibson, tackle
	Milo Lubratovich, tackle				Kevin Stemke, punter
1931	Greg Kabat, guard			1999	Wendell Bryant, def. tackle
1932	Greg Kabat, guard				Ron Dayne, running back
1938	Jack Murray, center				Bill Ferrario, guard
	Howard Weiss, fullback				Jamar Fletcher, cornerback
1939	George Paskvan, fullback				Chris McIntosh, tackle
1940	George Paskvan, fullback				Vitaly Pisetsky, kicker
1941	Pat Harder, fullback				Casey Rabach, center
	Dave Schreiner, end			2000	Wendell Bryant, defensive tackle
1942	Pat Harder, fullback				Jamar Fletcher, cornerback
	Elroy Hirsch, halfback				Nick Greisen, linebacker
	Fred Negus, center				Casey Rabach, guard
	Dave Schreiner, end				Kevin Stemke, punter
1945	Clarence Esser, tackle			2001	Mark Anelli, tight end
1947	Bob Wilson, center/end				Wendell Bryant, defensive tackle
1949	Bob Wilson, center/end				Anthony Davis, running back
1951	John Coatta, quarterback				Mike Echols, defensive back
1952	Alan Ameche, fullback				Lee Evans, wide receiver
	Bob Kennedy, guard				Nick Greisen, linebacker
	George O'Brien, guard			2002	Jim Leonhard, defensive back
	Dave Suminski, tackle				



League rushing champion Brent Moss was the Big Ten Most Valuable Player in 1993.

# TEAM AWARDS

## Ivan Williamson Scholastic Award


Presented annually to a player(s) who has been exemplary in the areas of scholarship and sportsmanship.

1955	Wells Gray
1956	William Lowe
1957	John Heineke
1958	Sidney Williams
1959	Robert Zeman
1960	Gerald Kulcinski
1961	David Bichler
1962	Gary Kroner
1963	Bob Johnson
1964	James Hennig
1965	Louis Jung
1966	Eric Rice
1967	John Boyajian
1968	Lynn Buss
1969	Brad Monroe
1970	Gary Buss
1971	Terry Whittaker
1972	Keith Nosbusch
1973	Christopher Davis
1974	Gary Dickert
1975	Dave Anderson
1976	Tim McConnell
1977	Terry Breuscher
1978	Dan Schieble
1979	Tom Stauss
1980	Joe Rothbauer
1981	Matt VandenBoom
1982	Kyle Borland
	Tim Stracka
1983	Steve Fritz
1984	Russ Belford
1985	Brian Hoffman
1986	Michael Reid
1987	Rod Lossow
1988	Andy Hartlieb
1989	Tim Knoeck
1990	Don Davey
1991	Jerry Huggett
1992	Korey Manley
1993	Scott Nelson
1994	Joe Rudolph
1995	Matt Nyquist
1996	Bryan Jurewicz
1997	Ben McCormick
1998	Bob Adamov
1999	Chris Ghidorzi
2000	Dague Retzlaff
2001	Joey Boese
2002	Jason Jowers

## Jimmy Demetral Team MVP

Presented annually to the player(s) most instrumental to the success of the team, as selected by his teammates and coaches.

1926	Jefferson Burrus, E
1927	Ed Crofoot, HB
1928	Bo Cuisinier, QB
1929	Harold Rebholz, FB
1930	Ernie Lusby, HB
1931	Harold Smith, T
1932	Mickey McGuire, HB
1933	Robert Schiller, HB
1934	Milt Kummer, G
1935	Ed Jankowski, FB
1936	Ed Jankowski, FB
1937	Howard Weiss, FB
1938	Howard Weiss, FB
1939	George Paskvan, FB
1940	George Paskvan, FB
1941	Pat Harder, FB
1942	Dave Schreiner, E
1943	Joe Keenan, C
1944	Clarence Esser, T
1945	Clarence Esser, T
1946	Fred Negus, C
1947	Robert Wilson, C
1948	Robert Wilson, C
1949	Robert Wilson, C
1950	Bob Radcliffe, LB
1951	Hal Faverty, E
1952	Dave Suminski, T
1953	Alan Ameche, FB
1954	Alan Ameche, FB
1955	Wells Gray, T
1956	David Howard, E
1957	Danny Lewis, HB
1958	Jon Hobbs, FB
	Dick Teteak, C
1959	Jerry Stalcup, G
1960	Tom Wiesner, FB
1961	Ron Miller, QB
1962	Ron VanderKelen, QB
1963	Jim Pernell, LB
1964	Carl Silvestri, LB
1965	Tom Brigham, DB
1966	Bob Richter, LB
1967	Tom Domres, DT
1968	Ken Criter, LB
1969	Stu Voigt, TE
1970	Chuck Winfrey, LB
1971	Neil Graff, QB
1972	Rufus Ferguson, TB
1973	Mike Webster, C
1974	Gregg Bohlig, QB
1975	Billy Marek, TB
1976	Mike Carroll, QB
1977	Dave Crossen, LB
1978	Mike Kalasmiki, QB
1979	Tom Stauss, WR
1980	Dave Ahrens, LB
1981	Dave Levenick, LB
1982	Randy Wright, QB



Wide receiver Al Toon was the last Badger to be named the team's MVP in back-to-back seasons. The former Big Ten great earned the honor in 1983 and 1984.

1983	Al Toon, WR
1984	Al Toon, WR
1985	Larry Emery, TB
1986	Michael Reid, LB
1987	Paul Gruber, OT
1988	David Wings, LB
1989	Tim Knoeck, OLB
1990	Don Davey, DT
1991	Troy Vincent, DB
1992	Gary Casper, LB
1993	Brent Moss, RB
1994	Terrell Fletcher, RB
1995	Darrell Bevell, QB
	Eric Unverzagt, LB
1996	Pete Monty, LB
1997	Tom Burke, DE
1998	Senior starters: Bob Adamov, OLB Tom Burke, DE Matt Davenport, K Aaron Gibson, T Eric Grams, TE Cecil Martin, FB Mike Samuel, QB Mike Schneck, LS Leonard Taylor, SS
1999	Ron Dayne, RB Chris McIntosh, T
2000	Chris Chambers, WR
2001	Lee Evans, WR
2002	Jim Leonhard, DB

## Rookie of the Year

*Presented to the top freshman or freshmen as selected by the coaching staff.*

1998	Nick Davis, WR
	Jamar Fletcher, DB
1999	Brooks Bollinger, QB
2000	Jim Sorgi, QB
2001	Anthony Davis, RB
2002	Jonathan Orr, WR

## Scout Team Player of the Year (Off.)

*Presented annually to the offensive player who excelled on the scout team in preparing the defense for each week's game.*

1990	Jay Simala, QB
1991	Theo Carney, RB
1992	Robert Nelson, RB
1993	Royce Roberson, RB
1994	Dirk Stanger, QB
1995	Eric Grams, TE
1996	Eddie Faulkner, TB
1997	Nick Mueller, FB
1998	Brooks Bollinger, QB
1999	Byron Brown, WR
2000	Jerone Pettus, TB
2001	Jason Palermo, DL
2002	Devin Hollins, QB

## Scout Team Player of the Year (Def.)

*Presented annually to the defensive player(s) who excelled on the scout team in preparing the offense for each week's game.*

1990	Dan Kapke, OLB
1991	Terry Glavin, LB
1992	Al Gay, DL
	Rod Spiller, DL
1993	Haywood Simmons, DL
1994	Royston Jones, LB
1995	Rob Roell, DE
1996	John Favret, DE
1997	George Pratt, DT
1998	Clint Bakken, DT
1999	Russ Kuhns, LB
2000	Jerron Smith, OLB
2001	Matt Gajda, DL
2002	Paul Joran, LB

## Special Teams Player of the Year

*Presented annually to the most valuable player(s) on special teams, as selected by the coaching staff.*


1990	Rich Thompson, K
1991	Korey Manley, DB

1992	Vince Zullo, WR
1993	Jeff Wirth, FB
1994	Chad Cascadden, OLB
1995	Tom Burke, DE
1996	John Hall, K/P
1997	Matt Davenport, K
	Kevin Stemke, P
1998	Matt Davenport, K
	Tim Rosga, PR / Holder
	Mike Schneck, LS
	Kevin Stemke, P
1999	Vitaly Pisetsky, K
2000	Kevin Stemke, P
2001	Mark Downing, LB
2002	Jim Leonhard, DB

## Wayne Souza Coaches Apprec'n

*Presented annually to the offensive player who has contributed to the team's success to the best of his abilities. It is based upon improvement, attitude and willingness to help the program in all areas.*

1979	Joe Rothbauer, C
1980	John Williams, RB
1981	Jerry Doerger, OL
1982	Al Toon, WR
1983	Michael Jones, WR
	Chris Osswald, OG
1984	Bob Landsee, OG
1985	Paul Gruber, OT
1986	Brian Anderson, TE
1987	Marvin Artley, RB
1988	Todd Nelson, OG



**Nick Davis was a former Wisconsin rookie of the year and special teams player of the year. He now plays for the Minnesota Vikings.**

1989	Craig Hudson, TE
1990	Dave Senczysyn, OL
1991	Tom Browne, WR
1992	Joe Panos, OL
1993	Darrell Bevell, QB
1994	Tony Simmons, WR
1995	Michael London, WR
1996	Jerry Wunsch, OL
1997	Cecil Martin, FB
1998	Ron Dayne, TB
	Mike Samuel, QB
1999	Demetrius Brown, WR
	Mark Tauscher, T
2000	Casey Rabach, C/RG
2001	Mark Anelli, TE
2002	Brooks Bollinger, QB

## Jay Seiler Coaches Appreciation

*Presented annually to the defensive player who has contributed to the team's success to the best of his abilities. It is based upon improvement, attitude and willingness to help the program in all areas.*

1979	Larry Spurlin, LB
1980	Von Mansfield, DB
1981	Mark Shumate, DT
1982	Jody O'Donnell, LB
1983	Craig Raddatz, LB
1984	Tim Jordan, OLB
1985	Mike Boykins, NG
	Charlie Fawley, LB
1986	Richard Teets, DT
1987	David Wings, LB
1988	LaMarr White, DB
1989	Malvin Hunter, LB
1990	Malvin Hunter, OLB
1991	Duer Sharp, OLB
1992	Lamark Shackerford, NG
1993	Jeff Messenger, DB
1994	Jamel Brown, DB
1995	Tarek Saleh, DE
1996	Tarek Saleh, DE
1997	Donnel Thompson, LB
1998	John Favret, DE
	Chris Ghidorzi, LB
1999	Donnel Thompson, LB
2000	John Favret, Rush
2001	Wendell Bryant, DT
2002	Jake Sprague, DL


## Captains' Cup

*Presented annually to an individual, other than a player or coach, who has shown tremendous dedication and unselfish commitment toward the betterment of the football program. The recipient is selected by the head coach and team captains.*


2001	Steve Sasso
2002	Rev. Msgr. Michael Burke

# BADGER CAPTAINS

1889 Charles Mayer  
 1890 James Kerr  
 1891 E.H. Ahara  
 1892 J.D. Freeman  
 1893 T.U. Lyman  
 1894 T.U. Lyman  
 1895 J.R. Richards  
 1896 J.R. Richards  
 1897 J.P. Riordan  
 1898 Pat O'Dea  
 1899 Pat O'Dea  
 1900 A. Chamberlain  
 1901 Art Curtis  
 1902 William Juneau  
 1903 Allan Abbott  
 1904 James Bush  
 1905 E. Vanderboom  
 1906 W.A. Gelbach  
 1907 John Messmer  
 1908 Harlan Rogers  
 1909 Jack Wilce  
 1910 J.P. Dean  
 1911 A.L. Buser  
 1912 J.M. Hoeffel  
 1913 Al Tanberg  
 1914 R.M. Keeler  
 1915 Howard Buck  
 1916 Paul Meyers  
 1917 Howard Hancock  
 1918 F. Mann  
 1919 C.H. Carpenter  
 1920 Frank Weston  
 1921 Guy Sundt  
 1922 Rollie Williams  
 1923 Marty Below  
 1924 Jack Harris  
 1925 Steve Polaski  
 1926 Doyle Harmon  
 1927 Ed Crofoot  
 1928 Rube Wagner  
 1929 John Parks  
 1930 Milt Gantenbein  
 1931 Harold Smith  
 1932 Gregory Kabat  
 1933 Harold Smith  
 1934 John Bender  
 1935 Ray Davis  
 1936 John Golemgeske  
 1937 Fred Benz  
 1938 Howard Weiss  
 Vince Gavre  
 1939 Ralph Moeller  
 1940 John Tennant  
 1941 Tom Farris  
 1942 Mark Hoskins  
 Dave Schreiner  
 1943 Joe Keenan  
 1944 Allan Shafer



**Former walk-on Jason Doering was a two-time team captain and now plays in the NFL.**



**Jerry Stalcup captained the 1959 Badgers who won the Big Ten title.**

1945 Jack Mead  
 1946 Clarence Esser  
 1947 Jack Wink  
 1948 Wally Dreyer  
 1949 Robert Wilson  
 1950 Ken Huxhold  
 1951 Jim Hammond  
 1952 George O'Brien  
 1953 Roger Dornburg  
 Jerry Wuhrman  
 1954 Gary Messner  
 1955 Wells Gray  
 1956 Pat Levenhagen  
 1957 William Gehler  
 1958 Jon Hobbs  
 Dave Kocourek  
 1959 Jerry Stalcup  
 Bob Zeman  
 1960 Henry Derleth  
 Tom Wiesner  
 1961 Jim Bakken  
 Don Schade  
 1962 Pat Richter  
 Steve Underwood  
 1963 Ken Bowman  
 Andy Wojdula  
 1964 Ron Frain  
 Ron Leafblad  
 1965 Dave Fronek  
 1966 Tony Loukas  
 Bob Richter  
 1967 Tom Domres  
 1968 Wally Schoessow  
 1969 Bill Gregory  
 Don Murphy  
 Mel Reddick  
 1970 Bill Gregory  
 1971 Roger Jaeger  
 Bill Poindexter

1972 Dave Lokanc  
 Keith Nosbusch  
 1973 Chris Davis  
 Jim Schymanski  
 Mike Webster  
 1974 Gregg Bohlig  
 Mark Zakula  
 1975 Terry Stieve  
 Steve Wagner  
 1976 Mike Carroll  
 Andy Michuda  
 Ron Pollard  
 John Rasmussen  
 1977 Dennis Stejskal  
 1978 Dave Charles  
 Dave Crossen  
 Dan Relich  
 1979 Dennis Christenson  
 Ray Snell  
 Tom Stauss  
 1980 Dave Ahrens  
 Joe Rothbauer  
 1981 Dave Levenick  
 Dave Mohapp  
 Larry Spurlin  
 1982 Tim Krumrie  
 Matt VandenBoom  
 John Williams  
 1983 Mike Herrington  
 Brian Marrow  
 Randy Wright  
 1984 game captains  
 1985 Russ Fields  
 Bob Landsee  
 Troy Spencer  
 1986 Joe Armentrout  
 Craig Raddatz  
 1987 Paul Gruber  
 Rod Lossow

1988 Todd Nelson  
 David Wings  
 1989 Dan Kissling  
 Tim Knoeck  
 1990 Don Davey  
 Tony Lowery  
 Nick Polczynski  
 Greg Thomas  
 1991 Chuck Belin  
 Tony Lowery  
 Brendan Lynch  
 Troy Vincent  
 1992 Chuck Belin  
 Gary Casper  
 Lionell Crawford  
 1993 Joe Panos  
 Lamark Shackerford  
 1994 Jeff Messenger  
 Brent Moss  
 Joe Rudolph  
 Mike Thompson  
 1995 Darrell Bevell  
 Jason Maniecki  
 Pete Monty  
 Steve Stark  
 Eric Unverzagt  
 1996 Daryl Carter  
 Cayetano Castro  
 Pete Monty  
 Tarek Saleh  
 Jamie Vanderveldt  
 Jerry Wunsch  
 1997 Kevin Huntley  
 David Lysek  
 Carl McCullough  
 1998 Bob Adamov  
 Cecil Martin  
 Chris McIntosh  
 Donnel Thompson  
 1999 Ron Dayne  
 Jason Doering  
 Chris Ghidorzi  
 Chris McIntosh  
 Donnel Thompson  
 2000 Chris Chambers  
 Jason Doering  
 John Favret  
 Casey Rabach  
 2001 Mark Anelli  
 Brooks Bollinger  
 Wendell Bryant  
 Nick Greisen  
 Chad Kuhns  
 Mike Echols  
 2002 Brooks Bollinger  
 Lee Evans  
 Al Johnson

## ALL-STAR GAMES

**Blue-Gray Game**

1939	Roy Bellin	1979	Ray Snell
	Vince Gavre	1980	Dave Ahrens
	Lynn Hovland	1981	Dave Mohapp
1940	Dick Embick	1982	Tim Krumrie
1942	Paul Hirsbrunner	1984	Jeff Dellenbach
1944	Frank Lopp		Al Toon
1946	George Fuchs	1987	Paul Gruber
1948	Wally Dreyer	1992	Chuck Belin
1950	Bob Petruska	1993	Lamark Shackerford
1951	Pat O'Donahue	1994	Jeff Messenger
	Rollie Strehlow		Michael Roan
1955	Jim Haluska	1998	Mike Thompson
1958	Jim Fraser		LaMar Campbell
1960	Ron Perkins		Donald Hayes
1966	Tony Loukas		David Lysek
	Bob Richter	1999	Cecil Martin
1969	Stu Voigt		Mike Samuel
1971	Neil Graff	2000	Ron Dayne
	Alan Thompson		Bobby Myers
1973	Mike Seifert		Mark Tauscher
1975	Terry Stieve	2001	Donnel Thompson
1976	Ron Egloff		Barry Alvarez
1978	Greg Gordon	2002	Bill Ferrario
	Jim Moore		Casey Rabach
1982	Tim Stracka		Wendell Bryant
1983	Mike Herrington		
	Brian Marrow		
	Randy Wright		
1986	Tim Jordan		
	Nate Odomes		
1987	Glenn Derby		
	Rod Lossow		
1988	Todd Nelson		
1990	Brady Pierce		
1995	Jason Maniecki		
	Matt Nyquist		
	Barry Alvarez		
2001	Mark Anelli		
	Nick Davis		

**Hula Bowl**

1950	Joe Kelly		
1952	Gene Felker		
1959	Dick Teteak		
1960	Jim Heineke		
	Jerry Stalcup		
1961	Tom Wiesner		
1962	Ron Miller		
1963	Pat Richter		
	Ron Vander Kelen		
1964	Ken Bowman		
	Roger Pillath		
1965	Jon Hohman		
	Jim Jones		
1967	Eric Rice		
1969	Ken Criter		
1971	Bill Gregory		
1973	Rufus Ferguson		
1974	Mike Webster		
1975	Jack Novak		
1976	Dennis Lick		

**Japan Bowl**

1976	Dennis Lick
	Steve Wagner
1979	Lawrence Johnson
1980	Tom Schremp
1981	Dave Mohapp
1982	Matt VandenBoom
	Ron Versnik
	Bob Winckler
1984	Darryl Sims
	Al Toon
	Dan Turk
1985	Bob Landsee
1990	Don Davey
1991	Troy Vincent
1992	Chuck Belin
	Barry Alvarez

**Senior Bowl**

1950	Gwynn Christensen
	Hal Otterback
	Bob Radcliffe
1952	John Coatta
	Hal Faverty
1954	Alan Ameche
	Norm Amundsen
1956	John Dittrich
	Jim Haluska
1960	Dave Kocourek
1968	Tom Domres
1972	Alan Thompson
1974	Mike Webster
1976	Terry Stieve
1979	Ray Snell
1981	Von Mansfield
1982	Tim Stracka

1984	Scott Bergold
1987	Glenn Derby
1988	Todd Nelson
1990	Don Davey
1993	Mark Montgomery
	Joe Panos
1994	Terrell Fletcher
	Kenny Gales
	Mike Versteegen
1995	Jason Maniecki
1998	Tony Simmons
2002	Al Johnson
	Ben Johnson

**East-West Shrine Game**

1927	Austin Straubel
	Earl Wilke
1928	Rube Wagner
1930	Milt Gantenbein
	Milo Lubratovich
1932	Russ Rebholz
1935	Mario Pacetti
1937	Ed Jankowski
1939	Howard Weiss
1943	Dave Schreiner
1945	Earl Girard
	Jack Mead
1948	Earl Maves
1950	Joe Kelly
1951	Gene Felker
	James Hammond
	Jerry Smith
1956	Pat Levenhagen
1957	Bill Gehler
	Danny Lewis
1958	Jon Hobbs
	Dick Teteak
	Sidney Williams
1961	Tom Wiesner
1962	Ron Miller
1963	Ken Bowman
	Roger Pillath
1964	Jon Hohman
	Jimmy Jones
1967	Tom Domres
1970	Bill Gregory
1973	Mike Seifert
	Mike Webster
1974	Jack Novak
1975	Dennis Lick
1978	Lawrence Johnson
1979	Ray Sydnor
1982	Bob Winckler
1984	Scott Bergold
	Richard Johnson
	Jim Melka
1986	Nate Odomes
1991	Troy Vincent
1993	Joe Panos
1994	Cory Raymer
	Joe Rudolph
	Mike Thompson
	Barry Alvarez
1995	Eric Unverzagt

1996	Pete Monty
	Tarek Saleh
	Jerry Wunsch
	Barry Alvarez
1998	Donald Hayes
	David Lysek
	Tony Simmons
1999	Cecil Martin
2000	Mark Tauscher
2001	Casey Rabach

**Chi. Trib. All-Star**

1937	John Golemeske
	Ed Jankowski
1939	Lynn Hovland
	Howard Weiss
1941	George Paskvan
1942	Tom Farris
1943	Len Calligaro
	Bobby Dierks
	Tom Farris
	Pat Harder
1945	Frank Lopp
1946	Pat Harder
	Frank Hekkers
	Elroy Hirsch
	Jack Mead
	Evan Vogds
1947	Clarence Esser
	Fred Negus
1948	Earl Girard
	Earl Maves
1949	Ben Bendrick
1952	Hal Faverty
	Pat O'Donahue
1955	Alan Ameche
	James Temp
1956	John Dittrich
	Jim Haluska
1960	Jerry Stalcup
1963	Pat Richter
	Ron Vander Kelen
1964	Ken Bowman
	Roger Pillath
1971	Bill Gregory
1974	Mike Webster
1975	Dennis Lick
	Steve Wagner

**Fla. Gridiron Classic**

2001	Nick Greisen
	Chad Kuhns
2002	Brooks Bollinger
	Jason Jowers

# ACADEMIC HONORS

## Academic All-Americans

The College Sports Information Directors of America (CoSIDA) selects the Verizon Academic All-America teams. To be nominated, a student-athlete must be a starter or important reserve with at least a 3.20 cumulative grade-point average for his career.

1952	Bob Kennedy, Guard, first-team
1953	Alan Ameche, Fullback, first-team
1954	Alan Ameche, Fullback, first-team
1955	Pat Levenhagen, Halfback, second-team
1958	Jon Hobbs, Fullback, first-team
1959	Dale Hackbart, Quarterback, first-team
1960	Henry Derleth, End, honorable mention
1962	Pat Richter, Tight end, first-team
1963	Ken Bowman, Center, first-team
1966	Bob Richter, Linebacker, second-team
1972	Rufus Ferguson, Running back, first-team
1980	Dave Mohapp, Fullback, second-team
1981	Dave Mohapp, Fullback, second-team
1982	Kyle Borland, Linebacker, first-team
	Tim Stracka, End, second-team
	Matt VandenBoom, Def. back, second-team
1987	Don Davey, Defensive end, first-team
1988	Don Davey, Defensive end, first-team
1989	Don Davey, Defensive end, first-team
1990	Don Davey, Defensive tackle, first-team
1996	Bryan Jurewicz, Defensive line, second-team

## NCAA Post-Graduate Scholars

The NCAA annually awards post-graduate scholarships to student-athletes who excel academically and athletically and who are in their last year of collegiate competition. Thirty-five scholarships each year go to football players (13 to Div. I-A players). Wisconsin's recipients are listed below.

1966	Dave Fronek, Safety
1980	Tom Stauss, Split end
1982	Dave Mohapp, Fullback
1983	Matt VandenBoom, Defensive back

## National Football Foundation Scholars

1966	Dave Fronek, Safety
1979	Tom Stauss, Split end

## Rhodes Scholars

1927	Jefferson Burrus
1950	David Staiger

## Verizon/CoSIDA Academic All-America All-Time Team

Four former Badger football greats were named to Verizon's Academic All-America All-Time team at the College Sports Information Directors of America convention in 1998. Fullback Alan Ameche was a first-team choice and center Ken Bowman, defensive lineman Don Davey and defensive back Dale Hackbart were named to the second team.

All four Badgers are former Academic All-Americans. Davey, a native of Manitowoc, Wis., is the only four-time Academic All-America pick in university-division history.

## Athletic Board Scholars

1985	Richard Streifel, computer science
1986	Richard Streifel, computer science
1987	Don Davey, mechanical engineering
1988	Don Davey, mechanical engineering
1989	Don Davey, mechanical engineering
1990	Don Davey, mechanical engineering
1991	Jeff Rasmussen, finance & banking
1992	Matt Nyquist, business: management
1993	Matt Nyquist, business: management
1994	Mike Rader, mechanical engineering
1995	Bryan Jurewicz, construction administration
1996	Bryan Jurewicz, construction administration
1997	Chris Ghidorzi, economics
1998	Jason Eck, psychology & philosophy
1999	Jason Schick, finance
2000	Jason Schick, finance
2001	Jason Schick, finance
2002	Jason Pociask, kinesiology

## ACADEMIC HALL OF FAMERS


Two former Badger gridiron stars (Alan Ameche and Pat Richter) have been inducted into the Verizon/CoSIDA Academic All-America Hall of Fame.

To gain admittance to the Hall, student-athletes must be former Academic All-Americans who distinguished themselves off the playing field after graduation.

Ameche, who played professionally after graduation, retired in Philadelphia after his career and became one of the city's philanthropic leaders. Richter played pro football in Washington before returning to the UW to earn his law degree. He worked at a Madison law firm and at Oscar Mayer before his appointment as Director of Athletics at the University of Wisconsin.

## ACADEMIC ALL-BIG TEN

1953 John Dixon, guard  
 1954 Pat Levenhagen, halfback  
 Clarence Stensby, guard  
 1955 Pat Levenhagen, halfback  
 1956 Pat Levenhagen, halfback  
 1957 John Heineke, guard  
 1958 Jerry Stalcup, guard  
 Bob Zeman, halfback  
 1959 Henry Derleth, end  
 Dale Hackbart, quarterback  
 1960 Henry Derleth, end  
 1961 Brian Moore, end  
 1962 Ron Carlson, end  
 Pat Richter, end  
 1963 Ken Bowman, center  
 Billy Smith, halfback  
 1966 Phil Peterson, guard  
 Eric Rice, defensive end  
 Bob Richter, linebacker  
 1967 Wally Schoessow, guard  
 1968 Wally Schoessow, guard  
 1971 Rufus Ferguson, running back  
 Neil Graff, quarterback  
 Keith Nosbusch, guard  
 Bob Strock, defensive end  
 1972 Rufus Ferguson, running back  
 Keith Nosbusch, guard  
 1973 Gregg Bohlig, quarterback  
 1974 Gregg Bohlig, quarterback  
 Randy Frokjer, defensive end  
 Rick Kocek, guard  
 1976 Jim Moore, center  
 1977 Greg Barber, tight end  
 Tom Kaltenberg, tackle  
 Dan Schieble, defensive back  
 Tom Stauss, split end  
 1978 David Charles, tight end  
 John Kiltz, punter  
 Jim Moore, center  
 Tom Stauss, split end  
 1979 Tom Stauss, split end  
 Tim Stracka, wide receiver  
 1980 Dave Mohapp, fullback  
 Tim Stracka, split end  
 1981 Dave Mohapp, fullback  
 Matt VandenBoom, defensive back  
 1982 Kyle Borland, linebacker  
 Tim Stracka, split end  
 Matt VandenBoom, defensive back  
 1983 Russ Belford, defensive back  
 1985 Craig Raddatz, linebacker  
 1987 Don Davey, defensive end  
 Andy Hartlieb, linebacker  
 Robert Newell, linebacker  
 Tim Otto, tackle  
 1988 Jim Basten, center  
 Brad Brekke, punter  
 Don Davey, defensive end  
 Andy Hartlieb, linebacker  
 Robert Newell, linebacker  
 Tim Otto, tackle  
 Pete Underwood, linebacker



**Fullback Chad Kuhns was a three-time academic All-Big Ten selection and captained the Badgers in 2001.**

1989 Jim Basten, guard  
 Brad Brekke, punter  
 Don Davey, defensive end  
 Robert Newell, linebacker  
 Brady Pierce, tackle  
 1990 Jim Basten, guard  
 Brad Brekke, punter  
 Don Davey, defensive tackle  
 Robert Newell, linebacker  
 Brady Pierce, tackle  
 1991 Matt Krueger, kicker  
 Korey Manley, defensive back  
 Jeff Rasmussen, center  
 Jay Simala, quarterback  
 1992 Korey Manley, defensive back  
 Matt Nyquist, fullback  
 Jeff Rasmussen, center  
 Joe Rudolph, guard  
 Sam Veit, punter  
 1993 Jason Maniecki, defensive tackle  
 Matt Nyquist, tight end  
 Joe Rudolph, guard  
 Sam Veit, punter  
 1994 Chad Cascadden, linebacker  
 Bryan Jurewicz, defensive tackle  
 Jason Maniecki, noseguard  
 Matt Nyquist, tight end  
 Joe Rudolph, guard  
 Sam Veit, punter  
 1995 Bryan Jurewicz, defensive tackle  
 Jason Maniecki, defensive tackle  
 Matt Nyquist, tight end

Mike Rader, center  
 Ryan Sondrup, tight end  
 1996 Trent Gross, defensive back  
 Bryan Jurewicz, defensive tackle  
 Chris McIntosh, tackle  
 Mike Rader, center  
 Tim Rosga, defensive back  
 1997 Mark Davis, linebacker  
 Chris Ghidorzi, linebacker  
 Chris Janek, noseguard  
 Ben McCormick, quarterback  
 Sam Mueller, defensive end  
 Chris Paulik, tackle  
 Rob Roell, guard  
 Eric Skrzypchak, punter  
 Ryan Sondrup, tight end  
 Donnel Thompson, linebacker  
 1998 Jason Eck, center  
 Chris Ghidorzi, linebacker  
 Roger Knight, linebacker  
 Dan Lisowski, linebacker  
 Sam Mueller, defensive end  
 Rob Roell, guard  
 Mark Tauscher, tackle  
 1999 Joey Boese, cornerback  
 David Braun, wide receiver  
 Wendell Bryant, def. tackle  
 Chris Ghidorzi, linebacker  
 Chad Kuhns, fullback  
 Sam Mueller, defensive end  
 Dague Retzlaff, tight end  
 Rob Roell, guard  
 Jason Schick, defensive back  
 Mark Tauscher, tackle  
 2000 Joey Boese, safety  
 Bret Burlingame, cornerback  
 Lee Evans, wide receiver  
 Josh Hunt, wide receiver  
 Jason Jowers, guard  
 Chad Kuhns, fullback  
 Jeff Mack, linebacker  
 Ryan Marks, linebacker  
 Dague Retzlaff, tight end  
 Jason Schick, safety  
 2001 Joey Boese, safety  
 David Braun, wide receiver  
 Erasmus James, defensive line  
 Chad Kuhns, fullback  
 Russ Kuhns, fullback  
 Jeff Mack, linebacker  
 Jason Schick, outside linebacker  
 2002 Matt Bernstein, fullback  
 Chris Catalano, linebacker  
 Owen Daniels, quarterback  
 Jim Leonhard, defensive back  
 Mike Lorenz, offensive line  
 Ryan Simmons, defensive back  
 Scott Starks, defensive back  
 Jonathan Welsh, defensive line

# ALL-TIME LETTERWINNERS

## A

Abbott, Allen 1900, 01, 02, 03  
 Ace, Norris 1951  
 Ackert, James 1944  
 Adam, Tyler 1990, 91, 92, 93  
 Adamov, Bob 1995, 96, 97, 98  
 Addy, Henry 1976  
 Ahara, Edwin 1890, 91  
 Ahrens, Dave 1977, 78, 79, 80  
 Aiello, Ryan 2000, 01, 02  
 Alberts, Rodger 1964, 65  
 Albright, Edward 1968, 69, 70  
 Albright, William 1948, 49, 50  
 Alexander, Arthur H. 1911, 12, 13  
 Alexander, Brian 1995  
 Alexander, Walter A. 1894, 95, 99  
 Alford, Harry 1969  
 Allen, John 1957  
 Allen, Maynard 1906  
 Allen, Michael 2001, 02  
 Altmann, Robert 1957, 58, 59  
 Ambrose, Steven 1955, 56  
 Ameche, Alan 1951, 52, 53, 54  
 Amundsen, Norman 1953, 54  
 Anderson, Ashley 1941, 42, 46  
 Anderson, Brian 1985, 86, 87, 88  
 Anderson, Dave 1975  
 Anderson, Dave 1994, 95  
 Anderson, Earl 1895, 97, 98, 99  
 Anderson, Ross 1978, 79, 80  
 Anderson, Sidney 1909  
 Andrykowski, Ervin 1951, 52  
 Anelli, Mark 1998, 99, 00, 01  
 Anthony, Thomas 1960  
 Anthony, Todd 1993  
 Antonie, William 1987, 88, 89  
 Apkarian, Gregory 1973  
 Armentrout, Joe 1983, 84, 85, 86  
 Armstrong, Brett 1981, 82, 83  
 Arneson, Dave 1983, 84  
 Arpin, H.A. 1911  
 Artley, Marvin 1985, 86, 87, 88  
 Ashby, Solomon 1986  
 Atkinson, W. 1896  
 Aulik, David 1965  
 Austin, Tim 1972  
 Austin, Willie 1996, 97, 98

## B

Bachhuber, James 1972, 73  
 Bachman, J. Cary 1951  
 Backus, August 1928, 29  
 Baer, Richard 1960, 61  
 Baffico, Steve 1994, 95  
 Bahlow, Ed 1944  
 Bailey, Raymond 1975, 76  
 Baine, W.M. 1903  
 Bakken, Clint 1999  
 Bakken, Jim 1959, 60, 61  
 Ballweg, Charles 1970  
 Banaszak, John 1987, 88, 89  
 Bander, Gary 1965  
 Bangert, Donald 1960  
 Barber, Greg 1976, 77, 78  
 Barker, Mike 1990  
 Barkley, Matt 1990  
 Barnes, Harry 1920  
 Barnum, Rolland 1924, 25, 26  
 Baron, Daniel 1972  
 Barr, Wallace 1919, 20, 22  
 Barrett, Calvin 2001, 02  
 Barrios, Richard 1972, 73  
 Barryman, C. 1895  
 Barth, George 1892  
 Bartholomew, Ken 1928  
 Basten, Jim 1988, 89, 90  
 Batsch, Dan 1987, 88, 89, 90  
 Baumann, Robert 1940, 41, 42  
 Baxter, Richard 1982, 83  
 Becker, Michael 1972, 74  
 Becker, Robert 1933, 34  
 Beddell, M. 1898  
 Begel, William 1931  
 Behr, Samuel 1928, 29, 30  
 Belcher, Kevin 1982, 83, 84  
 Belin, Chuck 1989, 90, 91, 92  
 Bell, Brett 2001, 02  
 Bell, Mark, 2002  
 Bellford, Russ 1983, 84  
 Bellile, Ken 1938  
 Bellin, Roy 1936, 37, 38  
 Bellows, Frank 1912, 13, 14  
 Below, Martin 1918, 22, 23  
 Belter, Tom 1974, 75  
 Bender, John 1933, 34  
 Bendrick, Ben 1945, 46, 47, 48  
 Bennett, Michael 1999, 00  
 Bennett, Steve 1948, 49  
 Bennett, Tom 1946, 47, 48  
 Benninger, Michael 1973, 74  
 Bentson, Harold 1923  
 Benz, Fred 1935, 36, 37  
 Benzschawel, Scott 1985, 87  
 Berg, David 1965, 66  
 Berg, M.J. 1916  
 Berger, Louis 1912  
 Bergold, Scott 1982, 83, 84  
 Bernard, Giscard 1994, 95, 96  
 Berndt, Charles 1950, 51, 52  
 Bernet, Lee 1962, 63, 64  
 Bernstein, Matt 2002  
 Berriman, Daniel 1982  
 Bertke, Wilson 1902, 03, 04  
 Bestor, Glenn 1955, 56  
 Bestor, Scott 1986, 87, 88  
 Bevell, Darrell 1992, 93, 94, 95  
 Beyers, Dow 1915  
 Bichler, David 1960, 61  
 Bickerstaff, Erik 1999, 00, 01  
 Bieberstein, Adolph 1922, 23, 24  
 Bingham, James 1933  
 Binish, Stanley 1928, 29  
 Blackburn, Lisle 1946, 47, 48, 49  
 Blackburn, Bill 1889  
 Blackman, Thane 1923, 24, 25  
 Blackmun, Gil 1956  
 Blair, E.R. 1899  
 Blake, Rex 1967, 68  
 Blaskowski, Curt 1978, 79, 80



Mark Anelli

Bleyer, Charles 1906  
 Bliss, Donald 1965, 66, 67  
 Bloedorn, Arthur 1956  
 Bobo, Frederick 1985, 86  
 Boese, Joey 1998, 99, 00, 01  
 Boggs, Bryn 1995  
 Bohlig, Gregg 1972, 73, 74  
 Boliaux, Guy 1978, 79, 80, 81  
 Bollinger, Brooks 1999, 00, 01, 02  
 Bondi, Hobart 1917  
 Bonner, Brian 1983, 84, 85  
 Boodry, Kevin 1976  
 Booher, Martin 1953, 54, 56  
 Booker, Earl 1979, 80, 82  
 Boots, Richard 1966  
 Borders, John 1967, 68  
 Borgerding, Mike 1977  
 Borland, Kyle 1979, 80, 81, 82  
 Bosold, Edward 1971, 72, 73  
 Botham, Richard 1944  
 Bourne, Jim 1990, 91, 92  
 Bowers, Dale 1946  
 Bowman, Kenneth 1961, 62, 63  
 Boyajian, John 1966, 67  
 Boye-Doe, Howard 2001  
 Boyke, Scott 1989

Boykins, Michael 1983, 84, 85, 86  
 Boyle, F.E. 1907, 08  
 Boyle, Pat 1941, 42  
 Brader, James 1918, 19, 20, 21  
 Bradley, Henry 1898  
 Brady, Donny 1993, 94  
 Braker, Thomas 1977, 78, 79  
 Branaman, Lance 1983, 84, 85  
 Brandstat, R. 1910, 11  
 Brandt, Harold 1962, 63, 64  
 Brandt, William 1974, 75  
 Bratt, Clarence 1953, 54  
 Bratton, Charles 1930, 31  
 Braun, David 1999, 00, 01, 02  
 Braun, Robert 1971, 72, 73  
 Breckenridge, Wm. 1912, 14  
 Brekke, Brad 1988, 89, 90  
 Brekke, Michael 1987  
 Breuscher, Terry 1976, 77  
 Brewer, Chester 1896  
 Brhely, Michael 1978  
 Bridgeman, John 1955, 56  
 Briggs, Thomas 1968  
 Brigham, Thomas 1964, 65  
 Bright, George 1910, 11, 12  
 Brin, Michael 1995

Brindly, Thaddeus 1904, 05  
 Brockett, John 1966  
 Brodhagen, Gene 1936, 37, 38  
 Bronson, Paul 1940, 41  
 Brooks, Robert 2001, 02  
 Brooks, W.L. 1889  
 Broussard, Michael 2000, 01  
 Brown, Aaron 1989, 90, 91, 92  
 Brown, Byron 2001, 02  
 Brown, Clarence 1968  
 Brown, Demetrius 1996, 97, 98, 99  
 Brown, Jamel 1991, 92, 93, 94  
 Browne, Tom 1990, 91  
 Browning, Keith 1986  
 Bruce, Andrew 1889, 90, 91  
 Bruhn, Peter 1962  
 Brumder, W.C. 1889  
 Brumm, Roman 1918, 21  
 Brunston, Jevon 1993  
 Bryan, Mike 1991, 92  
 Bryant, Onjai 1996, 97  
 Bryant, Wendell 1998, 99, 00, 01  
 Bucci, Frank 1933  
 Bucciarelli, Gale 1965, 66  
 Buck, Howard 1913, 14, 15  
 Budde, John 1935  
 Budde, Robert 1982  
 Buenning, Dan 2001, 02  
 Bunge, G.C. 1919, 20, 21  
 Bunge, George W. 1893, 94  
 Bunker, Eugene 1909, 10  
 Burgess, Yusef 1990, 91, 92, 93  
 Burke, Tom 1995, 96, 97, 98  
 Burks, Archie Roy 1950, 51, 52  
 Burks, David 1987, 88  
 Burlingame, Bret 2000  
 Burney, Richard 1979  
 Burns, Jason 1991, 92, 93, 94  
 Burrus, Jefferson 1924, 25, 26  
 Burt, Charles 1965, 67  
 Burt, Michael 1975, 77, 78  
 Buser, Alfred 1910, 11, 12  
 Bush, James 1902, 03, 04, 06  
 Buss, Gary 1968, 69, 70  
 Buss, Lynn 1966, 67, 68  
 Buss, Ronald 1970, 71, 72  
 Buss, Terry 1973, 74, 75  
 Butler, Nathaniel 1968, 69, 70  
 Butler, Robert 1911, 12, 13

**C**

Cabral, Armand 1977, 78, 79  
 Callahan, Russell 1934  
 Calligaro, Len 1941, 42  
 Cameron, Don 1925, 26, 27  
 Cammett, Stuart 1977  
 Campbell, Joe 1944  
 Campbell, LaMar 1994, 95, 96, 97  
 Campbell, Scott 2002  
 Campbell, Tyrone 1989  
 Canada, Larry 1973, 74, 75, 76  
 Cannon, P.J. 1999  
 Canny, Thomas 1952  
 Canonie, Tony 1966  
 Cantrell, Branden 1994, 95, 96, 97  
 Carl, DuWayne 1957  
 Carl, Harland 1951, 52, 53  
 Carlson, Ronald 1956, 57  
 Carney, Theo 1992, 93, 94

Carolan, Penn 1943  
 Carpenter, Charles 1916, 17, 19  
 Carpenter, Marcus 1996, 97, 98, 99  
 Carr, Kemal 1983, 84  
 Carroll, Mike 1975, 76  
 Carter, Daryl 1993, 94, 95, 96  
 Carter, Fred 1910  
 Cascadden, Chad 1993, 94  
 Case, Charles 1892  
 Casey, George 1928, 29, 30  
 Casey, Michael 1978, 79  
 Casper, Gary 1989, 90, 91, 92  
 Castle, Lewis 1912  
 Castro, Cayetano 1993, 94, 95, 96  
 Catalano, Chris 2001, 02  
 Catlin, Mark 1930, 31  
 Cavill, Michael 1966, 67, 68  
 Cepicky, Scott 1984, 85, 86, 87  
 Chaconas, George 1990  
 Chamberlain, Al 1898, 99, 00, 03  
 Chamberlain, H.R. 1898, 99  
 Chambers, C.C. 1911  
 Chambers, Chris 1997, 98, 99, 00  
 Chandler, Patrick 1967  
 Chaney, Charles 1945  
 Charles, Darrin 2001, 02  
 Charles, David 1976, 77, 78  
 Chavez, Phil 1993  
 Christen, Rob 1997  
 Christensen, Gwynn 1948, 49  
 Christenson, Dennis 1978, 79  
 Christian, Richard 1975, 76  
 Christianson, Carl 1921  
 Christianson, Ed 1934, 35, 36  
 Chryst, George 1957, 58  
 Chryst, Paul 1986, 87, 88  
 Cibik, Vince 1938  
 Cinelli, Rocco 1956  
 Cislser, James 1986  
 Clark, B.N. 1889  
 Clark, Carlease 1998, 99, 00  
 Clark, F. 1903, 04, 06  
 Clark, John 1964  
 Clarke, Robert 1943  
 Clauss, Joseph 1935, 36  
 Clawson, Larry 1973  
 Claypool, Tywin 1989  
 Cleary, Pat 1990  
 Clinksale, Jonathan 2001, 02  
 Coatta, John 1949, 50, 51  
 Cochart, Nick 2001, 02  
 Cochems, Ed 1897, 98, 99, 00, 01  
 Cochems, Henry 1894  
 Cohee, Kevin 1977, 78  
 Cole, Jess 1980, 81  
 Cole, Wallace 1926  
 Cole, Walter 1935, 36, 37  
 Coleman, Harry H. 1891  
 Collias, Nicholas 1944, 47, 48  
 Collins, Pat 1974, 75, 76  
 Collins, William 1918, 19, 20  
 Collins, Willie 1981  
 Commander, Azree 1994, 95, 96  
 Comstock, N. 1894, 95, 96, 97, 98  
 Cone, Robert 1939  
 Connor, Charles 1943  
 Connor, Gordon 1926, 27, 28  
 Connors, Phillip 1972  
 Conry, Clifford 1928  
 Cooper, F. 1907

Cooper, Myron 1956, 57  
 Corcoran, Gordon 1957  
 Cory, W. 1896  
 Costa, Dave 1997, 98, 99, 00  
 Cowans, Chuckie 2002  
 Cox, John 1977  
 Cox, T.A. 1944, 46, 47, 48  
 Craine, James 1952  
 Cramer, Herbert 1916  
 Crawford, Lionell 1988, 89, 90, 92  
 Crenshaw, T.P. 1892  
 Criter, Kenneth 1966, 67, 68  
 Crofoot, Edwin 1925, 26, 27  
 Crooks, Daniel 1969, 70  
 Crossen, David 1975, 76, 77, 78  
 Cruickshank, Dave 1996, 97  
 Cuccia, Henry 1965, 66  
 Cuisinier, Frank 1927, 28  
 Cullen, Mark 1972, 73, 74  
 Culver, Harry 1907  
 Cummings, Leo 1913, 14, 15  
 Cunningham, C.J. 1906, 07, 08  
 Currier, Charles 1964, 65  
 Currier, Ken 1942, 46, 47  
 Curtin, Joseph 1906  
 Curtis, Arthur 1898, 99, 00, 01  
 Curtis, H. 1906  
 Curtis, Louis 1987  
 Cusack, Donald 1944  
 Cuthbert, Donald 1931  
 Cvangros, Jerome 1955  
 Cwayna, Michael 1953  
 Czech, Dave 1990, 91  
 Czechowicz, Bob 1974, 75, 76, 77  
 Czechowicz, Thomas 1975, 76

**D**

Dal Sasso, Anthony 1943, 44  
 Daley, Pat 1997, 98  
 Damos, Ted 1940, 41  
 Daniels, Carlos 1998, 99  
 Daniels, Owen 2002  
 Darby, James 1994, 95, 96  
 Daum, R. 1901  
 Davenport, Matt 1997, 98  
 Davey, Allen 1917, 19, 20  
 Davey, Don 1987, 88, 89, 90  
 Davey, John 1943, 44  
 Davidson, T.R. 1907, 08  
 Davies, James 1927, 28  
 Davies, William 1936, 38  
 Davis, A. 1893  
 Davis, Anthony 1972  
 Davis, Anthony 2001, 02  
 Davis, Carl 1973  
 Davis, Christopher 1971, 72, 73  
 Davis, Chucky 1979, 81, 82  
 Davis, Mark 1997  
 Davis, Morgan 2002  
 Davis, Nick 1998, 99, 00, 01  
 Davis, Ralph 1946  
 Davis, Raymond 1934  
 Davy, George 1913  
 Dawkins, J.C. 1992, 93, 94  
 Dawkins, Joseph 1968, 69  
 Dayne, Ron 1996, 97, 98, 99  
 Dean, James 1908, 09, 10  
 Dean, Joseph 1897  
 Deanovich, George 1933, 34

Deerwester, Charles 1972, 73  
 Dehnert, George 1934  
 Delaney, Pat 1980  
 Dellenbach, Jeff 1981, 82, 83, 84  
 DeLisle, James 1968, 69, 70  
 DeRamus, Lee 1991, 92, 93  
 Derby, Glenn 1985, 86, 87  
 Dering, Charles 1900, 01, 04, 05  
 Derleth, Henry 1958, 59, 60  
 Diatelevi, Pete 1993, 94, 95, 96  
 Dickert, Gary 1972, 73, 74  
 Dickinson, Henry 1893, 94, 95  
 Dierks, Robert 1941, 42  
 DiSalvo, Steve 1976  
 Dittman, Fred 1906, 07  
 Dittman, J. 1906  
 Dittrich, John 1954, 55  
 Dixon, John 1952, 53  
 Dixon, John 1980  
 Dixon, Ken 1975, 76  
 Doar, Fred 1943  
 Docherty, Bob 2001, 02  
 Doerger, Jerome 1978, 79, 80, 81  
 Doering, Jason 1997, 98, 99, 00  
 Dohmeier, Thomas 1976  
 Domres, Thomas 1965, 66, 67  
 Donaghey, James 1918  
 Donaldson, James 1934  
 Donnellan, Dave 1947  
 Donovan, Louis 1904, 05  
 Dooney, Ray 1943  
 Door, J. 1900  
 Doran, Mark 1980, 81, 82  
 Dornburg, Roger 1951, 52, 53  
 Dorsch, Albert 1937, 38, 39  
 Downham, Thomas 1960  
 Downing, Mark 1999, 00, 01  
 Downing, Robert 1948, 49  
 Dox, Jeremy 2000  
 Doyle, John 1937, 38, 39  
 Dreutzler, C. 1908  
 Drews, John 1948  
 Dreyer, Wally 1946, 47, 48  
 Driver, Earl 1899, 00, 01, 02  
 Drummond, William 1974, 75  
 Dudley, Anthony 1977  
 Dunaway, Don 1929  
 Durkin, Joseph 1952  
 Dyer, Warren 1965, 66, 67

**E**

Eagleburger, Leon 1922, 23  
 Echols, Mike 1998, 99, 00, 01  
 Eck, Jason 1998  
 Eckl, Robert 1937, 38, 39  
 Edler, Ray 1916  
 Edwards, Clarence 1931, 32  
 Eggebrecht, Otto 1920  
 Eggers, Virgil 1930  
 Egloff, Ronald 1974, 76  
 Eicher, Donny 1995, 97, 98  
 Ellerson, Gary 1982, 83  
 Ellestad, Patrick 2001, 02  
 Elliot, Anthony 1977  
 Elliott, Alvah 1919, 20, 21  
 Elliott, Bruce 1944, 47, 48, 49  
 Ellis, Fred 1941  
 Ellison, Kevin 1990  
 Embach, James 1947, 48, 49

Embick, Dick 1938, 39, 40  
 Emery, Larry 1983, 84, 85, 86  
 Engelke, Robert 1931  
 Engle, Bob 1944, 45  
 Engler, Derek 1994, 95, 96  
 Erdmann, Scott 1975, 76, 77, 78  
 Esser, Clarence 1943, 44, 45, 46  
 Esser, Norbert 1952, 53  
 Eulberg, John 1943  
 Evans, Gene 1946, 47, 48, 49  
 Evans, Lee 1999, 00, 01  
 Ezerins, Elmars 1960, 62

## F

Fabry, John 1962  
 Fagerstrom, Eric 1939  
 Farmer, Ralph 1963, 64  
 Farris, Tom 1939, 40, 41  
 Faulkner, Eddie 1997, 98, 99, 00  
 Faverty, Harold 1945, 48, 50, 51  
 Favret, John 1997, 98, 99, 00  
 Fawley, Charlie 1984, 85, 86  
 Fedenia, James 1969, 70  
 Fee, John 1944  
 Felker, Eugene 1950, 51  
 Ferguson, John 1933  
 Ferguson, Rufus 1970, 71, 72  
 Ferrario, Bill 1997, 98, 99, 00  
 Fields, Leonard 1967, 68  
 Fields, Russell 1983, 84, 85  
 Filiatraut, John 1990  
 Filtzer, Robert 1915, 16  
 Findlay, Albion 1902, 03, 04, 05  
 Fischer, Sid 1943  
 Fish, John 1933, 34, 35  
 Fisher, Orville 1939  
 Fixmer, Mike 1980  
 Fladoes, Martin 1919  
 Flanagan, Brian 1994, 95, 96  
 Fleischer, O.J. 1904  
 Fleming, Neil 1961  
 Fletcher, Eddie 1988, 89, 90, 91  
 Fletcher, Jamar 1998, 99, 00  
 Fletcher, Terrell 1991, 92, 93, 94  
 Flower, L.B. 1891  
 Flowers, Otis 1987, 88  
 Floyd, Rufus 1975  
 Fogg, Joseph 1901, 02, 03  
 Fontaine, Thomas 1933, 34  
 Ford, Eric 1987  
 Forrest, H.G. 1895, 97  
 Fortino, Victor 1985, 86, 87, 88  
 Fowee, John 1970  
 Fowler, Carlos 1990, 91, 92, 93  
 Fox, John 1962  
 Fox, Orville 1939  
 Frain, Ronald 1962, 63, 64  
 Frank, Arthur 1906, 09  
 Franz, James 1973, 74, 75  
 Fraser, James 1957, 58  
 Fredrick, Craig 1980, 81  
 Freeman, Damone 1988, 89  
 Freeman, John 1890, 91, 92, 93  
 Frei, Jerry 1942, 46, 47  
 Freimuth, Robert 1963  
 Freis, Randal 1971  
 Freund, Robert 1946, 47  
 Fricke, Harry 1944, 45  
 Fritz, Steve 1983

Fritz, William 1965, 66, 67  
 Froelich, Kevin 1973  
 Frokjer, Randy 1972, 73, 74  
 Fronek, David 1963, 64, 65  
 Fuchs, George 1945, 46  
 Fucik, Robert 1907, 08, 09, 10  
 Fugitt, C.T. 1897  
 Fulco, Frank 1982  
 Fullington, Tim 1985

## G

Gaatz, David 1983, 84, 85  
 Gable, William 1948, 49, 51  
 Gage, Fred 1938, 39, 40  
 Gales, Kenny 1993, 94  
 Gallagher, John 1946  
 Galletti, Mike 1994, 95, 96  
 Galvin, M.E. 1914  
 Gamber, Jeff 1985  
 Gantenbein, Milton 1928, 29, 30  
 Gardner, M.L. 1914, 15, 16  
 Garnsey, E.G. 1916  
 Garrot, William 1938  
 Gaskill, Glenn 1967  
 Gassner, Kevin 1974, 75  
 Gavre, Vince 1936, 37, 38  
 Gay, Al 1994, 95  
 Gehler, William 1956, 57  
 Gelbach, Warren 1905, 06  
 Gelein, E.A. 1912, 13  
 George, Wray 1944, 45, 46, 47  
 Gerber, Ervin 1923  
 Ghidorzi, Chris 1996, 97, 98, 99  
 Gibson, Aaron 1996, 97, 98  
 Gibson, Edward 1920, 21, 22  
 Gilbert, Harry 1948, 50, 51  
 Gile, Gordon 1938, 39, 40  
 Gill, Pat 1998  
 Gill, Ralph 1921  
 Gillette, Edmund 1910, 11, 12  
 Gingrass, Robert 1953, 54  
 Girard, Earl 1944, 47  
 Gladem, Wendell 1981, 82, 83  
 Glavin, Terry 1992, 94  
 Glenn, Damon 1994, 95  
 Gnabach, Walter 1930  
 Godfrey, Rick 1989, 90  
 Goeke, James 1965  
 Golden, Rasheed 1997, 98  
 Goldenberg, Charles 1930, 31  
 Golemeske, John 1933, 35, 36  
 Goode, Elliot 2002  
 Goodman, Robert 1965  
 Gordon, Greg 1975, 76, 77, 78  
 Gorman, Michael 1985  
 Gosa, Gerald 1974  
 Gotstein, John 1927  
 Gotta, John 1959, 60  
 Gould, Harry 1897  
 Gould, Stevens 1917, 19, 21  
 Grabow, Brad 1982, 83, 84  
 Gradsnik, Anthony 1937, 38, 39  
 Graf, Rick 1983, 84, 85, 86  
 Graff, Neil 1969, 70, 71  
 Graham, Robert 1977  
 Grams, Eric 1996, 97, 98  
 Granitz, Frank 1941, 46  
 Graper, Leslie 1916  
 Gray, Wells 1954, 55

Green, Charles 1975, 77, 78, 79  
 Green, Gerald 1979, 80, 81, 82  
 Greenwood, David 1979, 80, 81, 82  
 Gregg, John 1895, 97  
 Gregoire, Todd 1984, 85, 86, 87  
 Gregory, William 1968, 69, 70  
 Greisen, Nick 1998, 99, 00, 01  
 Greyer, Neovia 1969, 70, 71  
 Gribowski, Joe 1997  
 Grice, Michael 1974, 75  
 Grimm, Richard 1960, 61  
 Grinde, Roger 1936  
 Grisley, William 1966, 67  
 Grogan, Francis 1904  
 Gross, Michael 1962  
 Gross, Trent 1996  
 Grossman, Robert 1965, 66  
 Gruber, Paul 1985, 86, 87  
 Grudzinski, James 1964  
 Grundy, Jack 1981  
 Gulseth, Wendell 1952, 53  
 Gunderson, B.C. 1915

## H

Haas, Michael 1972  
 Habeck, Milton 1971  
 Haberman, Hal 1945, 48, 49  
 Habermann, Aaron 2000  
 Hable, Bernard 1979  
 Hable, Burton 1952  
 Hackbart, Dale 1957, 58, 59  
 Hady, Patrick 1979, 80, 81, 82  
 Hackbart, Vernon 1965  
 Haese, Jack 1944  
 Hagberg, Earl 1956  
 Hall, John 1993, 94, 95, 96  
 Hallberg, John 1986  
 Halleran, Timothy 1976  
 Haluska, James 1952, 54, 55  
 Halverson, Charles 1949  
 Hammen, Edwin 1917  
 Hammerson, E.J. 1901  
 Hammond, James 1949, 50, 51  
 Hancock, Howard 1915, 16, 17  
 Hanke, Del 1944  
 Hanley, Bob 1945, 47, 48  
 Hannah, Albert 1969, 70, 71  
 Hansen, David 1950, 51  
 Hanssen, Robert 1972, 73  
 Hanzel, Lawrence 1948, 49  
 Hanzlik, Bob 1941  
 Harder, Pat 1941, 42  
 Harmon, Doyle 1924, 25, 26  
 Harmon, Leo 1924, 25  
 Harney, Brian 1971, 72, 73  
 Harot, Henry 1929  
 Harrington, Michael 1973  
 Harris, Welton 1922, 23, 24  
 Harrison, Marck 1982, 83, 84  
 Hart, Edward 1957, 58, 59  
 Hartlieb, Andy 1986, 87, 88  
 Hartman, Edward 1937  
 Hartwell, Ed 1997  
 Haukedahl, Stan 1934, 36  
 Haworth, Richard 1931, 32, 33  
 Hawthorne, Anttaj 2001, 02  
 Hayes, Donald 1994, 95, 96, 97  
 Hayes, Neil 1927  
 Hazard, William 1974

Hazzard, William 1897  
 Hearn, Napoleon 1961  
 Heath, Stan 1946  
 Hecker, Robert 1944  
 Heckl, Joe 1962, 63  
 Hegg, Troy 1995  
 Hegseth, Stuart 1976  
 Hegwood, Ronald 1976  
 Hein, Chris 1991, 92, 93, 94  
 Heineke, James 1957, 58, 59  
 Heineke, John 1957  
 Heinz, Lawrence 1943  
 Helt, Mark 1985  
 Henderson, Jimmy 1989  
 Hennig, James 1964  
 Henrici, Ronald 1962  
 Henry, Robert 1940  
 Herbert, Ben 1998, 99, 00, 01  
 Herrington, Mike 1979, 80, 82, 83  
 Hertel, William 1955  
 Hess, William 1960, 61  
 Higgins, Peter 1967, 69  
 Hildreth, Harry 1943  
 Hile, Charles 1893  
 Hill, Early 1956, 57, 58  
 Hiltgen, Chris 1989  
 Hintz, Eldridge 1946, 47  
 Hirsbrunner, Paul 1940, 41, 42  
 Hirsch, Elroy 1942  
 Hobbs, Jon 1956, 57, 58  
 Hobbs, William 1957, 58, 59  
 Hodges, Dennis 1943  
 Hoeffel, J. Merrill 1910, 11, 12  
 Hoegh, Mark 1952, 53  
 Hoehn, Armand 1946, 47  
 Hofer, Kenneth 1956  
 Hoffman, Brian 1984, 85  
 Hoffman, Duncan 1964  
 Hoffman, Edward 1966, 67, 68  
 Hoffman, John 1971  
 Hohfield, Rudolph 1921, 22  
 Hohman, Jon 1962, 63, 64  
 Holland, Louis 1961, 62, 63  
 Holland, Louis Jr. 1985  
 Holloway, Robert 1938, 39  
 Holm, Kurt 1977, 78  
 Holmes, George 1944  
 Holmes, Harvey 1897, 98  
 Holmes, James 1957, 58  
 Holstein, William 1901  
 Holt, Reggie 1990, 91, 92, 93  
 Holzwarth, Karl 1957, 59  
 Hoppman, Dave 1976  
 Hoskins, Mark 1940, 41, 42  
 Hosler, H. 1906, 07  
 Hotchkiss, George 1927  
 Houston, Thomas 1977, 80  
 Hovland, Lynn 1935, 37, 38  
 Howard, David 1954, 55, 56  
 Howard, J. 1906, 08  
 Howard, Larry 1962, 64  
 Howard, Mike 1984, 85, 86  
 Howard, Nate 2002  
 Howay, Gregory 1963  
 Howell, Daniel 1987, 89  
 Hubbard, Tom 1945  
 Hudson, Craig 1986, 87, 88, 89  
 Huggett, Jerry 1991  
 Hughes, Devery 1999, 00  
 Hughes, Paul 1981

Humphries, Anthony 1985  
 Hunt, Fred 1904  
 Hunt, Josh 2000  
 Hunt, Leon 1986, 87, 88, 89  
 Hunter, Malvin 1987, 88, 89, 90  
 Huntley, Kevin 1994, 95, 96, 97  
 Huntley, Lee 1906, 07  
 Husting, Berthold 1898  
 Hutchinson, William 1950, 51, 52  
 Huxhold, Kenneth 1948, 49, 50  
 Huxhold, Terry 1958, 59, 60  
 Hyland, Richard 1968, 69, 70

**I**

Iakisch, Robert 1907, 08  
 Innis, Joe 1997  
 Irish, Russell 1922, 23  
 Isom, Adolph 1968, 69

**J**

Jackomino, Bradley 1976, 77, 78  
 Jackson, Brandt 1967, 68  
 Jackson, Keith 1993, 94  
 Jacobazzi, Roger 1962, 63, 64  
 Jacobi, Gustav 1917, 19  
 Jacobs, H.H. 1892, 93, 94, 95  
 Jacobson, Carl 1910  
 Jaeger, Roger 1969, 70, 71  
 Jakious, Richard 1972, 73, 74  
 Jakubowski, Josh 1997, 99, 00  
 James, Erasmus 2001, 02  
 Janek, Chris 1996, 97, 98, 99  
 Jankowski, Eddie 1934, 35, 36  
 Jankowski, Thomas 1964, 65, 66  
 Jansen, Brian 1985  
 Janule, Victor 1966  
 Jax, James 1961  
 Jefferson, Jason 2001, 02  
 Jefferson, Theodore 1970  
 Jenkins, Lowell 1957, 58, 59  
 Jenkins, Michael 1972, 73, 74  
 Jenkins, Nathan 1965  
 Jensen, Howard 1929, 30  
 Jensen, Paul 1934, 35, 36  
 Jensen, Joel 1964  
 John, Rex 1938, 45  
 Johnson, Al 1999, 00, 01, 02  
 Johnson, Albert 1905, 06  
 Johnson, Ben 1999, 00, 01, 02  
 Johnson, Bob 1963  
 Johnson, Coleman 1997  
 Johnson, Duane 1972, 75  
 Johnson, Ervin 1936  
 Johnson, Eugene 1945  
 Johnson, Farnham 1942  
 Johnson, Gregory 1969, 71  
 Johnson, James 1968, 70  
 Johnson, Lawrence 1976, 77, 78  
 Johnson, Leon 1986, 87, 88, 89  
 Johnson, Malcolm 1990  
 Johnson, Richard 1982, 83, 84  
 Johnson, Robert 1972, 73, 74  
 Johnson, Ron 1992, 93, 94  
 Johnson, Scott 1987, 88  
 Johnston, Robert 1984, 85, 86  
 Joki, Matthew 1988  
 Joliffe, W.M. 1897, 98, 99

Jones, Bryan 1994  
 Jones, Darius 2000, 02  
 Jones, George 1904  
 Jones, James 1963, 64  
 Jones, Michael 1981, 82, 83, 84  
 Jones, Rex 1974, 75  
 Jones, Theodore 1898, 1903  
 Jones, Thomas 1976  
 Jones, Timothy 1985  
 Jordan, Lynn 1933, 34, 35  
 Jordan, Tim 1982, 84, 85, 86  
 Josten, John 1978, 80, 82  
 Jowers, Jason 1999, 00, 01, 02  
 Joyce, Leo 1979, 80, 81  
 Juneau, William 1899, 00, 01, 02  
 Jung, Louis 1964, 65  
 Jurewicz, Bryan 1993, 94, 95, 96

**K**

Kabat, Greg 1930, 31, 32  
 Kalasmiki, Mike 1978, 79  
 Kaltenberg, Thomas 1975, 76, 77  
 Kampmann, Kevin 1998  
 Karel, John 1892, 94, 95, 96, 98  
 Kasiska, Robert 1924, 25, 26  
 Katula, Matt 2001, 02  
 Kavanagh, Scott 1996, 97, 98, 99  
 Kaye, Jesse 1964, 65  
 Keeler, Ray 1912, 13, 14  
 Keeling, David 1982  
 Keenan, Joe 1943  
 Keigher, Greg 1995  
 Kelich, Joe 1982, 83  
 Kellogg, William 1960  
 Kelly, Joseph 1947, 48, 49  
 Kelly, Michael 1975, 76  
 Kelly, Pat 1977, 78  
 Kelly, W.M. 1914, 16, 17  
 Kemp, Nikki 1994  
 Kempthorne, Dion 1961, 62  
 Kennedy, Brant 1985, 86, 87  
 Kennedy, Chris 1993  
 Kennedy, Martin 1913, 14  
 Kennedy, Robert 1950, 51, 52  
 Kerr, James 1889, 90  
 Kessenich, Paul 1949  
 Ketelaar, William 1927, 28, 29  
 Keyes, Bud 1985, 86, 87  
 Keyes, Orton 1917  
 Kieckhefer, Herbert 1916, 17  
 Kiessling, Oscar 1921  
 Kiltz, John 1978  
 Kindt, Don 1943, 45, 46  
 King, Donte 1997, 98  
 King, Troy 1979, 80, 81, 82  
 Kissling, Dan 1986, 87, 88, 89  
 Kittel, Tom 1945, 47, 48  
 Kleber, Michael 2002  
 Klinzing, Vern 1945  
 Klosek, Timothy 1971  
 Kmet, James 1983, 84, 85, 86




Casey Rabach

Knapp, George 1891, 92  
 Knauff, Donald 1946, 47, 48, 49  
 Knight, Roger 1997, 98, 99, 00  
 Knobel, F. 1898  
 Knoeck, Tim 1986, 87, 88, 89  
 Kobza, Robert 1983, 84  
 Koch, Philip 1999  
 Koch, Thomas 1971, 72  
 Koch, Walter 1915, 16  
 Kocourek, David 1956, 57, 58  
 Koeck, Rich 1972, 73, 74  
 Koehler, Harold 1941  
 Koenig, William 1932, 33  
 Kolbusz, Don 1939  
 Kolian, Richard 1955, 56  
 Kolodziej, Ross 1997, 98, 99, 00  
 Konovsky, Robert 1954, 55  
 Kopina, Dan 1974, 75  
 Kostka, Wayne 1966  
 Kouba, Steve 1994  
 Kowalski, Tim 1989  
 Krall, David 1976, 77, 78  
 Kralovec, Arthur 1916, 17  
 Kranhold, Harvey 1931, 32  
 Kreger, Jeffrey 1969  
 Kreick, Ray 1939, 40, 41  
 Krein, Joel 1979  
 Krepfle, Mike 1978, 80  
 Kresky, Joe 1926, 27, 28  
 Kreuz, Louis 1914, 15, 16  
 Kreuz, Robert 1925, 26  
 Kron, Gary 1968  
 Kroner, Gary 1961, 62  
 Krueger, Lee 1990, 91, 92, 93  
 Krueger, Matt 1991  
 Kruger, Kenneth 1929, 30, 31  
 Krugman, John 1970, 71  
 Krumrie, Tim 1979, 80, 81, 82  
 Kuenzler, John 1943  
 Kuhlmeier, James 1966  
 Kuhns, Chad 1998, 99, 00, 01  
 Kuhns, Russ 2000, 01, 02  
 Kulcinski, Gerald 1958, 59, 60  
 Kull, Fred 1891, 92, 93, 94, 95  
 Kummer, Milt 1932, 33, 34  
 Kundert, Kenneth 1933, 34  
 Kunesch, Ervin 1960  
 Kurek, Ralph 1962, 63, 64  
 Kusa, James 1943, 44

**L**

La Bun, Vladimir 1974, 75  
 LaCroix, Richard 1965, 66  
 Ladewig, Fred 1940  
 Lager, Dennis 1965  
 Laird, Ken 1943  
 Lamia, Vince 1973, 74, 75, 76  
 Lamont, Brian 1999, 00  
 Lamphere, Robert 1953  
 Landsee, Bob 1982, 83, 85  
 Lane, William 1949, 50, 51  
 Lange, Raymond 1911, 12, 13  
 Lanphear, Dan 1957, 58, 59  
 Lanphear, George 1936  
 Larson, Albert 1898, 99, 00, 01  
 Larson, Lloyd 1924, 25  
 Laubenheimer, Roger 1943, 44  
 Leafblad, Ronald 1962, 63, 64  
 Leaper, Wesley 1918



Jeff Messenger

Lee, Donald 1943, 46  
 Lee, Rory 1990  
 Lehman, C. 1945  
 Leith, Lester 1925, 26  
 Leonhard, Jim 2001, 02  
 Leppla, Robert 1975  
 Lerro, Joe 1977  
 Lerum, Arnie 1899, 00, 01  
 Letz, Robert 1943  
 Leu, Robert 1950, 51  
 Levenhagen, Mark 1972  
 Levenhagen, Michael 1973  
 Levenhagen, Pat 1954, 55, 56  
 Levenick, Dave 1977, 78, 79, 80, 81  
 Levine, Jason 1993  
 Levissee, Lester 1905  
 Lewis, Alex 2002  
 Lewis, Danny 1955, 56, 57  
 Lewis, Greg 1973, 74, 75  
 Lewis, Richard 1980  
 Lewis, Traison 2002  
 Lick, Dennis 1972, 73, 74, 75  
 Lick, James 1983  
 Lick, Steve 1975, 76, 77  
 Liethen, Alois 1929  
 Liljequist, Lawrence 1902, 03  
 Linden, John 1928, 29  
 Lindsey, Scott 1969  
 Linfor, Joe 1930, 31, 32  
 Lisowski, Dan 1998, 99

Little, Gary 1972  
 Little, James 1967  
 LoCascio, Guy 1974  
 Locklin, Ronald 1952, 53, 54  
 Locklin, Stuart 1946  
 Loehrke, John 1936, 37, 39  
 Loepfe, Dick 1941, 46, 47  
 Logemann, R. 1889  
 Lokanc, David 1970, 71, 72  
 London, Michael 1991, 92, 93, 95  
 London, Mike 1964, 65  
 Long, F. 1902  
 Long, Thomas 1924, 25  
 Lonnborg, Thomas 1971, 72  
 Loope, T.E. 1889  
 Lopp, Frank 1941, 46  
 Lorenz, Albert 1938, 39, 40  
 Lorenz, Don 1978, 79  
 Lorenz, Michael 2002  
 Losse, Gary 1969, 70  
 Lossow, Rodney 1985, 86, 87  
 Loukas, Anthony 1964, 65, 66  
 Lovshin, Leonard 1933, 35, 36  
 Lovshin, Ralph 1931, 32  
 Lowe, Dean 1943  
 Lowe, William 1954, 55, 56  
 Lowery, Tony 1987, 88, 90, 91  
 Lowman, M. 1907, 08  
 Lubratovich, Milo 1928, 29, 30  
 Lucas, Richard 1975

Luko, Jeffrey 1979, 81  
 Luksik, Franklin 1957  
 Lund, Gary 1970, 71, 72  
 Lurtsema, Rob 1993, 97  
 Lusby, William 1928, 29, 30  
 Lutz, John 1943  
 Lyle, J.T.S. 1897  
 Lyles, Kevin 1993, 94, 95, 96  
 Lyman, F.S. 1899  
 Lyman, T.U. 1892, 93, 94  
 Lynch, Brendan 1988, 89, 90, 91  
 Lyons, Eugene 1940, 41, 42  
 Lyons, Terry 1974, 75, 76  
 Lysek, David 1994, 95, 96, 97

## M

Macias, Jay 1991, 92, 93, 94  
 Mack, Jeffrey 2000, 01, 02  
 Mack, Jeffrey 1972, 73, 74  
 Mackmiller, William 1901, 10, 11  
 Magazzeni, Joe 1988, 89  
 Mahlik, Eric 1997, 98, 99, 00  
 Mahnke, Allan 1934, 35  
 Mahone, Tyrone 1989, 90  
 Makris, George 1941, 42  
 Maksen, Bill 1991  
 Malesevich, Bronko 1936, 37  
 Malesevich, Emil 1936  
 Malone, Wally 1982  
 Mals, Ray 1945  
 Mangum, Mark 1990  
 Manic, Dennis 1972, 73  
 Maniecki, Jason 1991, 93, 94, 95  
 Manley, Korey 1990, 91, 92  
 Mann, Berthold 1918  
 Mansfield, Arthur 1928  
 Mansfield, Bob 1948, 50  
 Mansfield, Von 1980, 81  
 Marcin, Raymond 1963, 65  
 Marconi, Joseph 1985  
 Marek, Billy 1973, 74, 75  
 Margoles, Harry 1918, 20  
 Marks, Randall 1968, 69, 70  
 Marks, Ryan 1997, 98, 99, 00  
 Marrow, Brian 1981, 82, 83  
 Marsh, Charles 1902  
 Marshall, Albert 1900, 01  
 Martin, Carl 1952  
 Martin, Cecil 1995, 96, 97, 98  
 Martin, James 1937  
 Martin, Jay 1913  
 Martine, Jim 1978, 79  
 Maselter, William 1964, 65  
 Maternowski, Curt 1989, 90, 91, 92  
 Mather, Israel 1898  
 Matthews, Ira 1975, 76, 77, 78  
 Mauerman, J.F. 1898  
 Maves, Earl 1946, 47  
 May, William 1943  
 Mayer, Michael 1970, 71, 72  
 Mayfield, Jesse 2001  
 Mayo, Brad 1987, 88, 89  
 McAndrews, Harry 1924, 25  
 McCauley, Thomas 1966, 67, 68  
 McClish, Michael 1969  
 McConnell, Philip 1989  
 McConnell, Tim 1974, 75, 76  
 McCorison, Kyle 2002  
 McCormick, Ben 1997

McCormick, Henry 1925  
 McCoy, James 1977, 78  
 McCrory, Raymond 1915, 16  
 McCullough, Carl 1993, 95, 96, 97  
 McFadden, Thad 1980, 81, 83, 84  
 McFadzean, Jim 1940, 41, 42  
 McGettigan, Pat 1989, 90, 91, 92  
 McGiveran, Stanley 1924  
 McGovern, T.Y. 1892  
 McGrew, Delante 1998, 99, 00, 01  
 McGuire, Walter 1930, 31, 32  
 McIntosh, Chris 1996, 97, 98, 99  
 McKaskle, Herman 1927  
 McKay, Bob 1940, 41, 42  
 McKinney, Gerald 1961  
 McKinnon, Kyle 1981  
 McLaughlin, Paul 1943  
 McMaster, Paul 1913, 14  
 McMillin, James 1962  
 McNamara, William 1953, 54, 55  
 McNaught, J.H. 1890  
 McPherson, Charles 1896  
 Mead, Jack 1941, 44, 45  
 Mearlon, James 1968  
 Mehring, Robb 1988  
 Melka, Jim 1981, 82, 83, 84  
 Melzner, Arthur 1904  
 Merritt, Ahmad 1996, 97, 98, 99  
 Messenger, Daniel 1979, 80  
 Messenger, Jeff 1991, 92, 93, 94  
 Messina, Angelo 1972  
 Messmer, John 1906, 07, 08  
 Messner, Gary 1953, 54  
 Meyer, Martin 1944, 45  
 Meyer, Robert 1943  
 Meyers, C.M. 1889  
 Meyers, Paul 1915, 16, 19  
 Meyers, Tilden 1948, 49, 50  
 Mialik, Larry 1969, 70, 71  
 Mialik, Matt 2001, 02  
 Michuda, Andrew 1974, 75, 76  
 Mielke, David 1983, 84  
 Mietz, Robert 1974  
 Miklusak, Neil 1994, 95, 96  
 Milaul, Frank 1941  
 Mileager, Dick 1975, 76, 77  
 Milek, Joseph 1964  
 Millar, William 1933  
 Miller, Carl 1922, 23, 24  
 Miller, Charles 1906, 08  
 Miller, Chester 1928  
 Miller, Don 1939, 40, 41  
 Miller, James 1953, 54, 55  
 Miller, Jeff 1988, 89, 90  
 Miller, Kerry 1988, 89, 90  
 Miller, Ron 1960, 61  
 Miller, William 1953  
 Minter, Alan 1975, 76, 77  
 Moeller, Ralph 1937, 38, 39  
 Moffatt, William 1901, 02  
 Moffett, Harold 1912  
 Mohapp, Dave 1978, 79, 80, 81  
 Molinaro, Frank 1930, 31, 32  
 Moll, John 1908, 10, 11  
 Momcilovic, Milan 1987  
 Monk, Robert 1964  
 Monroe, Brad 1969  
 Montgomery, Ken 1962  
 Montgomery, Mark 1990, 91, 92, 93  
 Montgomery, Steven 1977

Montoute, Sankar 1980  
 Monty, Pete 1993, 94, 95, 96  
 Moon, Lance 1970, 71  
 Moore, Brian 1959, 60, 61  
 Moore, James 1976, 77, 78  
 Morgan, Michael 1974, 75, 76, 77  
 Morris, Melvin 1956, 57  
 Morse, R.J. 2001, 02  
 Mortell, Emmett 1935  
 Moss, Brent 1991, 92, 93  
 Motl, Kevin 1979, 80  
 Muckleston, R.W. 1907, 08  
 Mucks, Arlie Sr. 1914  
 Muegge, Walter 1926  
 Mueller, Herb 1934  
 Mueller, Nick 2000  
 Mueller, Sam 1997, 98, 99  
 Mullen, Mike 1990  
 Munden, Kirk 2001  
 Murphy, Donald 1967, 68, 69  
 Murphy, Merritt 1900  
 Murphy, Peter 1907, 08, 11  
 Murray, Jack 1937, 38, 39  
 Muschinske, Bruce 1977  
 Musha, Mike 1968, 69  
 Myers, Bobby 1996, 97, 98, 99

## N

Namnack, Steve 1978  
 Nault, Jeffrey 1981, 82  
 Neal, Marvin 1979, 80, 81, 83  
 Negus, Fred 1942, 46  
 Nellen, James 1934, 35  
 Nelson, Gordon 1920, 21  
 Nelson, Oscar 1893, 94, 96  
 Nelson, Parnell 1931  
 Nelson, Paul 1923, 24, 25  
 Nelson, Robert 1958, 59  
 Nelson, Robert 1993, 95  
 Nelson, Scott 1990, 91, 92, 93  
 Nelson, Todd 1986, 87, 88  
 Nena, Gerald 1960  
 Nettesheim, Dave 1945  
 Nettles, James 1961, 62, 63  
 Neuser, Mark 2001  
 Newell, Robert 1987, 88, 89, 90  
 Nichols, Thomas 1922, 23, 24  
 Nicolazzi, Richard 1957  
 Nines, Richard 1945  
 Nordwig, Todd 1971  
 Norvell, Aaron 1989, 90, 91, 92  
 Norvell, Merritt 1960, 61, 62  
 Norwick, Joseph 1974, 75  
 Nosbusch, Keith 1970, 71, 72  
 Novak, Clarence 1972, 73, 74  
 Nowak, James 1967, 69  
 Nowka, Pete 1985, 86, 87, 88  
 Null, Robert 1934, 35  
 Nyquist, Matt 1992, 93, 94, 95

## O

O'Brien, George 1950, 51, 52  
 O'Brien, John 1902, 04  
 O'Brien, John P. 1936, 37, 38  
 O'Dea, Pat 1896, 97, 98, 99  
 O'Donahue, Pat 1949, 50, 51  
 O'Donnell, Jody 1979, 80, 81, 82

O'Neill, Ed 1947  
 Odomes, Nate 1984, 85, 86  
 Ofstie, Harold 1911, 12, 13  
 Olsen, Harold 1916  
 Olshanski, Hank 1947  
 Olson, William 1917  
 Oman, Tury 1928, 29, 30  
 Onstad, Erick 1891  
 Orlando, Todd 1991, 92, 93  
 Orlich, Dan 1945  
 Orr, Jonathan 2002  
 Orszula, Mark 1979, 80  
 Osswald, Chris 1981, 83, 84  
 Osthoff, Oscar 1907, 08, 09  
 Otterback, Hal 1946, 47, 48, 49  
 Otto, Tim 1988  
 Owens, Fred 1987, 88, 89

## P

Paar, Ronald 1962, 63  
 Pacetti, Mario 1932, 33, 34  
 Pacetti, Nello 1929, 31, 32  
 Paciotti, Tony 2001, 02  
 Pagel, John 1972  
 Panos, Joe 1991, 92, 93  
 Parish, Forest 1948  
 Parish, Steven 1979  
 Parks, John 1927, 28, 29  
 Partington, Paul 1986, 87, 88  
 Paskvan, George 1938, 39, 40  
 Passini, Mike 1971, 72  
 Patterson, Brian 1993, 94  
 Paul, Herbert 1937  
 Peabody, Alvin 1972, 73, 74  
 Peak, Vern 1935, 36, 37  
 Pearce, James 1967  
 Pearse, Benjamin 1922  
 Pearson, Bret 1981, 82, 83, 84  
 Peele, H.J. 1896, 97, 99  
 Perkins, Ron 1958, 59, 60  
 Perry, C.S. 1903, 04  
 Peters, Kenton 1951, 52  
 Peters, Shawn 1988  
 Peters, Thomas 1955, 57  
 Peterson, Clarence 1936  
 Peterson, Donald 1939, 40  
 Peterson, H. 1903  
 Peterson, Keith 1985, 86, 88  
 Peterson, Marv 1932, 33  
 Peterson, Phillip 1966  
 Peterson, Robert 1939  
 Petruska, Robert 1948, 49, 50  
 Pettus, Jerone 2001, 02  
 Phillip, Clifford 1940  
 Pickens, Robert 1963  
 Pierce, Brad 1983, 84  
 Pierce, Brady 1988, 89, 90  
 Pierce, Maurice 1910, 11  
 Pike, Harry 1933  
 Pillath, Roger 1961, 62, 63  
 Pinnow, Gary 1964, 65  
 Pinnow, John 1946, 47, 48  
 Piper, Robert 1943  
 Piraino, Albert 1964  
 Pisetsky, Vitaly 1997, 98, 99, 00  
 Pittleman, Irving 1944  
 Pizer, Gordon 1934  
 Pluff, Gary 1968  
 Pociask, Jason 2002

Pohl, Neil 1934, 36, 37  
 Poindexter, William 1970, 71  
 Polaski, Steve 1922, 24, 25  
 Polczynski, Nick 1989, 90  
 Pollard, Ronnie 1973, 74, 75, 76  
 Pollex, Eric 1995  
 Pollock, Chester 1911  
 Pophal, Raymond 1944  
 Popp, Anton 1935  
 Porett, Leo 1933  
 Pottinger, Earl 1945  
 Powell, Thomas 1912  
 Powell, Walter 1912, 13  
 Prael, F.W. 1889  
 Pratt, George 1998, 99  
 Pratt, Syllas 1993, 94  
 Prchlik, Arthur 1951, 52  
 Price, Art 1983, 84  
 Price, Arthur 1928  
 Price, Edgar 1944, 47, 48  
 Price, J. 1903  
 Price, William 1949  
 Prins, Richard 1943  
 Proctor, Thomas 1952  
 Propsom, Michael 1969  
 Prusinski, Michael 1976  
 Purnell, James 1961, 62, 63  
 Pyre, J.F.A. 1891, 95, 96

## Q

Quaerna, Arnold 1963

## R


Rabach, Casey 1997, 98, 99, 00  
 Rabas, Greg 1980, 81  
 Rabas, Thomas 1955  
 Radcliffe, Robert 1948, 49, 50  
 Raddatz, Craig 1983, 84, 85, 86  
 Rader, Mike 1994, 95, 96  
 Radke, Fred 1925  
 Rafko, Nick 1990, 91, 92, 93  
 Raiola, Donovan 2002  
 Ramlow, Richard 1943  
 Rapps, David 1988, 89, 90  
 Rasmussen, Jeff 1991, 92  
 Rasmussen, John 1974, 75, 76  
 Rau, Harold 1914, 15  
 Ray, Bob 1940, 41, 42  
 Raymer, Cory 1991, 92, 93, 94  
 Reber, Thomas 1980  
 Rebholz, Harold 1927, 28, 29  
 Rebholz, Harold Jr. 1953  
 Rebholz, Russ 1930, 31  
 Reddick, Melvin 1967, 68, 69  
 Reese, Dwight 1991, 92  
 Regan, Jim 1942  
 Reich, Robert 1943  
 Reichardt, Rick 1962, 63  
 Reid, Michael 1983, 84, 85, 86  
 Reimer, John 1974, 75  
 Reineck, Gary 1966, 67, 68  
 Reinke, James 1954, 55, 56  
 Reise, Steven 1973  
 Relich, Daniel 1976, 77, 78  
 Remp, R.W. 1903, 04  
 Rendtorff, Edmund 1893  
 Rennebohm, Robert 1946, 47

Retzlaff, Dague 1997, 98, 99, 00  
 Rhodes, Rodney 1972, 73  
 Rhymes, John 1993  
 Rice, Eric 1964, 65, 66  
 Richards, John 1892, 93, 94, 95  
 Richards, Marshall 1980  
 Richardson, Charles 1972  
 Richardson, Curtis 1980, 81  
 Richardson, Seth 1900  
 Richter, Bob 1964, 65, 66  
 Richter, Pat 1960, 61, 62  
 Ridlon, Walter 1966, 67  
 Rieger, Harry 1914, 15  
 Riewer, Frank 1941  
 Riordan, James 1937  
 Riordan, J.P. 1895, 96, 97, 00  
 Ritcherson, Lewis 1969  
 Roan, Michael 1991, 92, 93, 94  
 Roberson, Royce 1994, 95  
 Roberts, George 1941  
 Roberts, Jacques 1968  
 Roberts, John 1940, 42  
 Roberts, Ronald 1953  
 Robertson, Arthur 1943  
 Robinson, Bradbury 1903  
 Robinson, Rafael 1988, 89, 90, 91  
 Rodgers, James 1957  
 Rodriguez, Joe 1976, 77  
 Roedel, John 1965  
 Roell, Rob 1997, 98, 99  
 Rogenski, Theodore 1960  
 Rogers, C. 1899  
 Rogers, Harlan 1906, 07, 08  
 Rogers, James 1959  
 Rohde, John 1994  
 Rohde, Kevin 1982, 83  
 Rooney, Harold 1941  
 Rosandich, Ron 1955  
 Rose, Eugene 1926, 27, 28  
 Rose, Randy 1974, 75, 76  
 Roseth, Leonard 1905, 09  
 Rosga, Tim 1996, 97, 98, 99  
 Ross, James 1985, 86, 88  
 Ross, John 1933  
 Rothbauer, Joe 1978, 79, 80  
 Rowan, LeVonne 2002  
 Rowe, Charles 1943  
 Rudat, Karl 1967, 68  
 Rudolph, Joe 1992, 93, 94  
 Ruetz, Howard 1978, 79, 80  
 Russell, James 1992  
 Rustman, Karl 1947, 48  
 Rutenberg, Bill 1980  
 Rutenberg, William 1952  
 Rux, Steve 1986, 87  
 Ryan, John 1966, 67, 68  
 Ryan, John E. 1893, 94, 96, 97

## S

Sachen, Michael 1964, 65  
 Sachtjen, Kenneth 1948, 49, 50  
 Safranek, Randy 1972  
 Saleh, Tarek 1993, 94, 95, 96  
 Salen, Gregory 1973  
 Salmons, David 1968  
 Samp, Edward 1910, 11, 12  
 Samuel, Mike 1995, 96, 97, 98  
 Sanders, Donte 2002  
 Sanger, Art 1972, 73, 74

Sanger, Carl 1933  
 Sanger, Fred 1925  
 Sauter, Kendall 1939  
 Savage, Corey 1981  
 Sawicki, Mark 1978  
 Schabert, Matt 2001, 02  
 Schade, Donald 1959, 60, 61  
 Schaefer, Jerry 1948, 49  
 Schaffner, Donald 1966, 68  
 Scheid, Terry 1970  
 Schenk, James 1961, 62  
 Scherneck, Edward 1922  
 Schick, Jason 1999, 00, 01  
 Schick, William 1983, 84, 85  
 Schieble, Dan 1976, 77, 78  
 Schiller, Robert 1931, 32, 33  
 Schinke, Thomas 1965, 66, 67  
 Schleisner, Bill 1950, 51  
 Schlicht, Bob 1971  
 Schlicht, Kurt 1983  
 Schliksbier, Karel 1975  
 Schmidt, Edward 1914  
 Schmidt, Rudy 1968, 69  
 Schmitsch, Richard 1966, 67  
 Schmitz, Bill 1937, 38, 39  
 Schneck, Dan 1995  
 Schneck, Mike 1996, 97, 98  
 Schneider, Alfred 1923  
 Schneider, James 1969  
 Schneider, Paul 1992  
 Schneider, W.H. 1904  
 Schneller, John 1930, 31, 32  
 Schnetzky, Rick 1993, 94  
 Schoessow, Wally 1966, 67, 68  
 Schofield, Harvey 1902, 03  
 Schoonover, Alan 1957, 59  
 Schrader, David 1970, 72  
 Schreiber, William 1900, 01  
 Schreiner, Dave 1940, 41, 42  
 Schremp, Thomas 1977, 78, 79  
 Schroeder, Daniel 1973  
 Schuelke, Karl 1933, 34, 38  
 Schuette, Paul 1926  
 Schwartz, John 1944  
 Schwarze, Herbert 1924  
 Schymanski, James 1971, 72, 73  
 Scott, Ralph 1917, 19, 20  
 Scribner, Charles 1907, 08  
 Seamonson, Al 1980, 81  
 Searcy, Henry 1990, 91, 92, 93  
 Seelinger, Len 1941, 42  
 Seifert, Michael 1971, 72, 73  
 Seis, Dean 1980  
 Self, Clarence 1943, 46, 47, 48  
 Senczysyn, David 1990  
 Senn, Ed 1980  
 Senn, George 1898, 99, 00, 01  
 Severson, Peter 1981, 82  
 Shackerford, Lamark  
 1990, 91, 92, 93  
 Shafer, Allan 1944  
 Sharp, Duer 1988, 89, 90, 91  
 Sharron, Scott 1985  
 Shea, Bob 1945, 47, 48  
 Sheehan, William 1929  
 Sheldon, Walter 1889, 92, 95, 96  
 Shelton, Rodney 1991  
 Shinnick, Thomas 1968, 69, 71  
 Shoemaker, Lawrence 1927, 29  
 Shong, A.C. 1898



Darryl Sims

Shorney, Gordon 1919  
 Shumate, Mark 1979, 80, 81, 82  
 Shwaiko, Paul 1952, 54, 55, 58  
 Sigmund, John 1997, 98, 99, 00  
 Silverwood, T.P. 1895, 96  
 Silvestri, Carl 1962, 63, 64  
 Simala, Jay 1992  
 Simcic, John 1948, 49, 50  
 Simkowski, George 1950, 51, 52  
 Simmons, Douglas 1930, 31  
 Simmons, Haywood 1994, 95  
 Simmons, Ken 1973, 74, 75  
 Simmons, Ryan 2000, 01, 02  
 Simmons, Tony 1994, 95, 96, 97  
 Simonson, Richard 1956  
 Simpson, Eber 1915, 16, 17  
 Simpson, George 1915  
 Sims, Clint 1979, 80, 81, 82  
 Sims, Darryl 1980, 81, 82, 84  
 Sivyer, Benjamin 1917  
 Sklare, Scott 1975  
 Skow, Emil 1900, 01  
 Skrzypchak, Eric 1996, 97, 98  
 Slaughter, B.K. 1924  
 Smith, Brian 1982  
 Smith, Chuck 1999, 00, 01  
 Smith, Dwayne 2002  
 Smith, Frederick 1918, 19  
 Smith, Harold C. 1928, 32, 33  
 Smith, Harold, F. 1929, 30, 31

Smith, Jerome 1950, 51  
 Smith, John B. 1972, 73  
 Smith, John H. 1967, 68  
 Smith, Leonard 1922  
 Smith, Lewis 1927, 28, 29  
 Smith, Lynwood 1914, 15  
 Smith, Jerron 2001  
 Smith, Ronald 1962, 63, 64  
 Smith, William 1961, 62, 63  
 Smolich, Michael 1970, 71  
 Snell, Ray 1977, 78, 79  
 Snell, Robert 1968  
 Sobocinski, Phil 1964, 65, 66  
 Solwold, Mike 1997, 99, 00  
 Sondrup, Ryan 1995, 96, 97  
 Sorgi, Jim 2000, 01, 02  
 Soukop, Rudolph 1906, 07  
 Souza, Wayne 1977, 78  
 Spaeth, Tony 1989, 90, 91, 92  
 Sparger, David 1985, 86  
 Spencer, Troy 1985  
 Spiller, Rod 1993, 94, 95, 96  
 Sprague, Charles 1958  
 Sprague, Jake 1998, 99, 00, 02  
 Springer, Ernest 1906, 08  
 Spurlin, Larry 1979, 80, 81  
 Staiger, David 1949, 50  
 Stalcup, Jerry 1957, 58, 59  
 Staley, Ronald 1960, 61  
 Stangel, C.G. 1898

Stanger, Dirk 1996  
 Stanley, Henry 1935  
 Starch, Ken 1973, 74, 75  
 Stark, Harold 1917  
 Stark, Howard 1919, 20  
 Stark, Steve 1992, 93, 94, 95  
 Starks, Scott 2001, 02  
 Stassi, Mike 1982  
 Stauss, Tom 1977, 78, 79  
 Stavrum, Edwin 1913, 14, 15  
 Stecker, Aaron 1995, 96  
 Steffen, Joe 1996  
 Stein, Jeffrey 1987  
 Steiner, Ronald 1957, 58, 59  
 Steiner, Rudy 1971, 72  
 Steinmetz, George 1950, 51, 52  
 Stejskal, Dennis 1975, 76, 77  
 Stellick, Jack 1955  
 Stemke, Kevin 1997, 98, 99, 00  
 Stensby, Clarence 1951, 52, 53, 54  
 Stephenson, Dennis 1969, 70  
 Steverson, Ron 1980, 81  
 Stewart, Jon 1973  
 Stiehm, Ewald 1906, 07, 08  
 Stieve, Terry 1973, 74, 75  
 Stills, Ken 1983, 84  
 Stipek, Ray 1923, 24, 25  
 Storck, Robert 1970, 71, 72  
 Stout, Ward 1930, 31  
 Stracka, Tim 1978, 79, 80, 82  
 Strain, Clair 1931, 32, 34  
 Straubel, Austin 1924, 25, 26  
 Street, Lester 1896  
 Strehlow, Rollie 1949, 50, 51  
 Striefel, Rick 1986  
 Stroede, Terrence 1978, 79  
 Strongquist, Luther 1904  
 Strop, Todd 1989, 91  
 Stupka, Bob 1942  
 Subach, Mark 1980, 81, 82  
 Suits, William 1960  
 Suminski, David 1950, 51, 52  
 Sumner, Louis 1889, 91, 92  
 Sundt, Guy 1918, 19, 20, 21  
 Surber, Gordon 1947  
 Suttle, Jason 1994, 95, 96, 97  
 Swalve, Gary 1966, 67, 68  
 Swan, Scott 1981  
 Swiderski, Edward 1930  
 Swopes, Aaron 1987  
 Sydnor, Eric 1985, 86  
 Sydnor, Raymond 1978, 79  
 Sykes, Robert 1922, 27

## T

Taft, Merrill 1922, 23  
 Tams, Mike 1989, 90  
 Tandberg, Alvin 1911, 12, 13  
 Tansor, Dave 1986  
 Tarrell, Lucius 1904, 05  
 Tazetti, Kenneth 1944  
 Taulien, John 1985  
 Tauscher, Mark 1997, 98, 99  
 Taylor, George 1913, 14  
 Taylor, Glenn 1915, 16  
 Taylor, John 1919  
 Taylor, Leonard 1995, 96, 97, 98  
 Taylor, Robert 1982, 84, 85, 86  
 Teague, Robert 1949

Tebell, Gustaf 1920, 21, 22  
 Teckemeyer, Oscar 1923, 24  
 Teets, Richard 1985, 86  
 Temp, James 1952, 53, 54  
 Tennant, John 1938, 39, 40  
 Terrell, Melvin 1980, 84  
 Teteak, Richard 1956, 57, 58  
 Thiele, R.C. 1891  
 Thomas, Charles 1954, 55  
 Thomas, Greg 1987, 88, 89, 90  
 Thomas, Vaughn 1979, 80, 81, 82  
 Thompson, Alan 1969, 70, 71  
 Thompson, Bryson 1998, 99, 00, 01  
 Thompson, Donnel 1996, 97, 98, 99  
 Thompson, George 1895  
 Thompson, Jerry 1944, 45  
 Thompson, Jim 1945, 46  
 Thompson, Mike 1991, 92, 93, 94  
 Thompson, Patrick 1990, 91, 92  
 Thompson, Rich 1988, 89, 90, 91, 92  
 Thornally, Dick 1940, 41, 42  
 Thurner, George 1930, 31, 32  
 Tietz, John 1966, 67  
 Timbers, Kareem 2001, 02  
 Tobias, Dave 1930, 31, 32  
 Todd, Wayne 1966, 67, 68  
 Toepfer, Jim 1947  
 Tommerson, Clarence 1934, 35, 36  
 Tompkins, Reginald 1985, 86  
 Toon, Al 1982, 83, 84  
 Torian, Reggie 1994, 95  
 Tormey, Albert 1912, 13  
 Tormey, Thomas 1900  
 Tornow, Elmer 1938, 39  
 Torpfer, Jim 1947  
 Tratt, Paul 1897, 98, 99, 00  
 Tratt, W.F. 1892  
 Trautman, George 1894, 95  
 Trautman, H. 1896  
 Triplett, Delta 1997  
 Trotta, Lee 1968  
 Tucker, B.J. 1999, 00, 01, 02  
 Tucker, Melvin 1990, 91, 92, 94  
 Tucker, Rob 2002  
 Turk, Daniel 1983, 84  
 Turturro, Ralph 1978

## U

Underwood, Pete 1987  
 Underwood, Steven 1960, 61, 62  
 Unertl, Matt 1998, 99, 00  
 Unverzagt, Eric 1991, 93, 94, 95  
 Ursin, Donald 1952, 53, 54  
 Usher, Edison 1918

## V

Vance, Jerry 1980, 81  
 VandenBoom, Matt 1980, 81, 82  
 Vanderboom, E.J. 1902, 03, 04, 05

Vanderhoof, William 1950  
 Vander Kelen, Ron 1962  
 VanderVelden, Donald 1960, 61  
 Vanderveldt, Jamie 1993, 94, 95, 96  
 VandeZande, Chad 1985, 86, 87, 88  
 VanGent, Conrad 1911, 13  
 VanRiper, John 1911, 12  
 VanRoo, Todd 1992  
 Vaughn, Harold 1917  
 Veit, Sam 1991, 92, 93, 94  
 Veith, Steven 1977, 78, 79  
 Vergetis, Gus 1953  
 Vernon, Calvin 1948  
 Versnik, Ron 1980, 81, 82  
 Verstegen, Mike 1991, 92, 93, 94  
 Vesel, Charles 1960  
 Vesperman, Michael 1973, 74  
 Vincent, Troy 1988, 89, 90, 91  
 Vinci, Steven 1986, 87, 88  
 Vine, Jeffrey 1976, 77, 78, 79  
 Vogds, Evan 1941, 42  
 Vogt, Hugo 1943  
 Voigt, Stuart 1967, 68, 69  
 VonBremer, George 1925, 26, 27  
 VonHeimburg, Ernest 1962, 64  
 Voss, Donald 1951, 52  
 Vranesh, George 1941

## W

Waerig, John 1995, 96  
 Wagner, Chris 2000  
 Wagner, Jeffrey 1985, 86, 88  
 Wagner, John 1977  
 Wagner, Robert 1978  
 Wagner, Rube 1926, 27, 28  
 Wagner, Scott 1996, 97  
 Wagner, Steve 1973, 74, 75  
 Waisanen, Erik 1998  
 Walgenbach, Gene 1941  
 Walker, Albert 1957  
 Walker, Averick 1983, 84  
 Walker, Carlton 1980, 81  
 Walker, David 1891, 92  
 Walker, Elbert 1969, 70, 71  
 Walker, Melvin 1967  
 Walsh, Jeffrey 1977  
 Walter, Ted 1980  
 Ware, Tim 1989, 90, 91, 92  
 Warren, Ebert 1927, 28, 29  
 Wartinbee, Bob 1948  
 Washburn, Cliff 1943  
 Washer, Charles 1903  
 Washington, Lee 1976, 77  
 Washington, Shadrack 1997  
 Washington, Selvie 1973, 74  
 Wasikowski, Paul 1978  
 Wasserbach, Lloyd 1940, 41, 42  
 Watkins, LaMarr 2002  
 Watrud, James 1977  
 Watson, Stephen 2001

Watters, Philip 1986  
 Weber, Bernard 1943, 44  
 Webster, Michael 1971, 72, 73  
 Weems, Cyril 1993, 94, 95, 96  
 Wegner, Edmund 1938, 39, 40  
 Weigandt, Bob 1937, 38  
 Weiger, Ralph 1943  
 Weimar, Albert 1913, 14, 15  
 Weiske, Bob 1944, 47, 48  
 Weiss, Howard 1936, 37, 38  
 Welch, George 1977, 78, 79  
 Welch, Gerald 1957  
 Welch, Myron 1926, 27  
 Welsh, Jonathan 2001, 02  
 Wernicke, C.F.G. 1912  
 Wescott, Ward 1901  
 Wesley, James 1971, 72  
 Westedt, Paul 1933  
 Weston, Frank 1917, 19, 20  
 Westphal, John 1980, 81  
 Weyker, Jeff 1988  
 Wheeler, Mark 1984  
 Wheeler, Sam 1965, 66, 67  
 White, Brandon 2002  
 White, Jeff 1974  
 White, LaMarr 1987, 88, 89, 90  
 White, Marcus 1997  
 Whitmore, Alba 1907  
 Whitmore, Joseph 1907  
 Whittaker, Elmer 1906, 07, 09  
 Whittaker, Terry 1969, 70, 71  
 Whyte, Conroy 1999, 00  
 Wiener, M.R. 1890  
 Wiesner, Tom 1958, 59, 60  
 Wilce, John 1907, 08, 09  
 Wilder, Lee 1969, 70  
 Wilke, Earl 1925, 26  
 Willding, Robert 1939, 40  
 Wille, Scott 2001  
 Williams, Bill 1986, 87, 88, 90  
 Williams, Brandon 1996, 97, 98  
 Williams, Brandon 2002  
 Williams, Broderick 2000, 01, 02  
 Williams, Charles 1996, 97  
 Williams, Dean 1893  
 Williams, Edward 1923  
 Williams, John 1979, 80, 81, 82  
 Williams, John L. 1989  
 Williams, Robert 1985, 87  
 Williams, Robert 1989, 90, 91  
 Williams, Roland 1920, 21, 23  
 Williams, Sid 1956, 57, 58  
 Williams, Stanley 1972, 73, 74  
 Williams, Tony 1996, 97, 98  
 Willson, Milo 1932  
 Wilmarth, George 1899  
 Wilson, Glen 1953, 54  
 Wilson, J. Donald 1935  
 Wilson, J. Robert 1925, 26, 27  
 Wilson, Robert 1946, 47, 48, 49  
 Wilson, Sean 1989, 90

Wimmer, Hugo 1952  
 Wimmer, James 1930  
 Wimpres, James 1974  
 Winckler, Bob 1979, 80, 81, 82  
 Windward, Erwin 1935, 36  
 Winfrey, Carl 1968, 69, 70  
 Wings, David 1985, 86, 87, 88  
 Wink, Jack 1942, 46, 47  
 Winslow, George 1982, 83  
 Wirth, Jeff 1990, 91, 92, 93  
 Withers, Ed 1949, 50, 51  
 Witkus, Douglas 1976, 77  
 Witt, Gerald 1951, 52, 53  
 Wittig, Richard 1961  
 Wojdula, Andy 1961, 62, 63  
 Wojtowicz, George 1978  
 Wolf, Jeffrey 1987, 88  
 Wood, John 1966  
 Woodford, Bruce 1977  
 Woods, James 1920, 21  
 Wrabetz, Voyta 1903, 04, 05  
 Wright, James 1935  
 Wright, Randy 1981, 82, 83  
 Wuhrman, Jerald 1952, 53  
 Wunsch, Jerry 1993, 94, 95, 96

## Y

Yanakos, William 1966, 67, 68  
 Yarborough, William 1968, 69, 70  
 Yderstad, Charles 1948, 49, 50  
 Yeager, Clive 1898, 99  
 Yocum, Chad 1991, 92, 93, 95  
 York, Claude 1938, 39  
 Young, Richard 1969  
 Young, Scott 1993, 94, 95  
 Young, Stephen 1962, 63  
 Yourg, Daniel 1979

## Z

Zakula, Mark 1972, 73, 74  
 Zeisler, George 1906  
 Zeman, Robert 1957, 58, 59  
 Ziemetz, Arthur 1974  
 Ziese, Edgar 1927  
 Zimmerman, John 1973, 74, 75  
 Zinke, Arthur 1913  
 Zoelle, Charles 1947  
 Zouvoas, Peter 1957, 59  
 Zullo, Vince 1991, 92, 93, 94  
 Zych, Lester 1943

# BADGERS IN THE PROS

The following former Badgers either played or are still active in professional football. These lists were provided by teams from the National Football League, Canadian Football League, World Football League and United States Football League. Only players officially recognized as "rostered" professional players by those organizations are listed. Current professionals (as of 2002 opening day rosters) are listed in ALL CAPS.

## PLAYER

Dave Ahrens

Art Albrecht

Bill Albright

Alan Ameche

Norm Amundsen

MARK ANELLI

John Atwood

Jim Bakken

Kevin Belcher

Chuck Belin

MICHAEL BENNETT

Scott Bergold

Lee Bernet

Guy Boliaux

Kyle Borland

Ken Bowman

Donny Brady

Howard Buck

TOM BURKE

Jason Burns

Len Calligaro

LaMAR CAMPBELL

Larry Canada

Harland Carl

Chad Cascadden

CHRIS CHAMBERS

Jim Cook

Dave Costa

Ken Criter

Don Davey

NICK DAVIS

Ralph Davis

Joe Dawkins

RON DAYNE

Jim DeLisle

Jeff Dellenbach

Lee DeRamus

Glenn Derby

## PRO TEAMS

St. Louis Cardinals, 1981-84

Indianapolis Colts, 1985-87

Detroit Lions, 1988

Miami Dolphins, 1989

Seattle Seahawks, 1990

Green Bay Packers, 1941

Pittsburgh Steelers, 1942

New York Giants, 1951-54

Baltimore Colts, 1955-60

Green Bay Packers, 1957

San Francisco 49ers, 2002

New York Giants, 1948

St. Louis Cardinals, 1962-78

Los Angeles Raiders, 1985

Denver Broncos, 1987

Los Angeles Rams, 1993-95

St. Louis Rams, 1996

Minnesota Vikings, 2001-02

St. Louis Cardinals, 1985-86

Denver Broncos, 1965-66

Winnipeg Blue Bombers, 1983

Michigan Panthers, 1983-84

New Jersey Generals, 1985

Los Angeles Rams, 1987

Green Bay Packers, 1964-73

Hawaiians, 1975

Baltimore Ravens, 1996-98

Green Bay Packers, 1921-25

Arizona Cardinals, 1999-02

Cincinnati Bengals, 1995

New York Giants, 1944-45

Detroit Lions, 1998-02

Denver Broncos, 1978-79, 81

Denver Gold, 1983

Chicago Blitz, 1984-85

Chicago Bears, 1956

New York Jets, 1995-99

Miami Dolphins, 2001-02

Green Bay Packers, 1921

San Francisco 49ers, 2001

Denver Broncos, 1969-74

Green Bay Packers, 1991-94

Jacksonville Jaguars, 1995-98

Minnesota Vikings, 2002

Green Bay Packers, 1947-48

Houston Oilers, 1970-71

Denver Broncos, 1971-73

New York Giants, 1974-75

Houston Oilers, 1976

New York Giants, 2000-02

Green Bay Packers, 1971


Miami Dolphins, 1985-94

New England Patriots, 1995

Green Bay Packers, 1996-98

New Orleans Saints, 1995-96

New Orleans Saints, 1989-90



Nick Davis (left) and Troy Vincent are two of the many Barry Alvarez-era Badgers to have played in the NFL.

John Dittrich

Jerry Doerger

JASON DOERING

Tom Domres

Wally Dreyer

MIKE ECHOLS

Bob Eckl

Ron Egloff

Gary Ellerson

Larry Emery

Derek Engler

Clarence Esser

Tom Farris

Hal Faverty

Rufus Ferguson

BILL FERRARIO

JAMAR FLETCHER

TERRELL FLETCHER

Jim Fraser

Milt Gantenbein

Milt Gardner

AARON GIBSON

Earl Girard

Charles Goldenberg

Rick Graf

St. Louis Cardinals, 1956

Green Bay Packers, 1959

Oakland Raiders, 1960

Buffalo Bills, 1961

Chicago Bears, 1982

Chicago Blitz, 1984

Orlando Renegades, 1985

Indianapolis Colts, 2001-02

Houston Oilers, 1968-71

Denver Broncos, 1971-72

Chicago Bears, 1949

Green Bay Packers, 1950-51

Tennessee Titans, 2002

Chicago Cardinals, 1945

Denver Broncos, 1977-83

San Diego Chargers, 1984

Green Bay Packers, 1985-86

Detroit Lions, 1987

Atlanta Falcons, 1987

New York Giants, 1997-00

Chicago Cardinals, 1947

Chicago Bears, 1946-47

Green Bay Packers, 1952

Winnipeg Blue Bombers, 1973

Portland Storm, 1974-75

Green Bay Packers, 2000-02

Miami Dolphins, 2001-02

San Diego Chargers, 1995-02

Denver Broncos, 1962-64

Kansas City Chiefs, 1965

New England Patriots, 1966

New Orleans Saints, 1968

Green Bay Packers, 1931-40

Green Bay Packers, 1922-26

Detroit Lions, 1999-01

Dallas Cowboys, 2001-02

Green Bay Packers, 1948-51

Detroit Lions, 1952-56

Pittsburgh Steelers, 1957


Green Bay Packers, 1933-45

Miami Dolphins, 1987-90


Houston Oilers, 1991-92

Washington Redskins, 1993

Neil Graff	New England Patriots, 1974-75 Seattle Seahawks, 1976 Pittsburgh Steelers, 1976-77	Earl Maves Tom McCauley Thad McFadden	Detroit Lions, 1948 Atlanta Falcons, 1969-71 Birmingham Stallions, 1985-86 Buffalo Bills, 1987
David Greenwood	Michigan Panthers, 1983-84 Oakland Invaders, 1985 Tampa Bay Buccaneers, 1985 Green Bay Packers, 1986 Los Angeles Raiders, 1988	Chris McIntosh Jack Mead Jim Melka AHMAD MERRITT Larry Mialik	Seattle Seahawks, 2000-01 New York Giants, 1946-47 Green Bay Packers, 1987 Chicago Bears, 2001-02 Atlanta Falcons, 1972-74 San Diego Chargers, 1976 Green Bay Packers, 1941-42 Los Angeles Rams, 1962 New York Giants, 1997-00 Chicago Bears, 1978 Philadelphia Eagles, 1937-39 St. Louis Rams, 1995 Chicago Bears, 1924-31 Tennessee Titans, 2000-01 Chicago Bears, 1950 Philadelphia Eagles, 1965-69 Los Angeles Rams, 1969-72 Cincinnati Bengals, 1975 Tampa Bay Buccaneers, 1976-77 Buffalo Bills, 1987-93 Seattle Seahawks, 1994-95 San Francisco 49ers, 1952 Green Bay Packers, 1955 Philadelphia Eagles, 1994-97 Buffalo Bills, 1998-00 Green Bay Packers, 1941 Green Bay Packers, 1932 Los Angeles Rams, 1965 Pittsburgh Steelers, 1966
Bill Gregory	Dallas Cowboys, 1971-77 Seattle Seahawks, 1978-80 New York Giants, 2002 Tampa Bay Buccaneers, 1988-99	Don Miller Ron Miller Pete Monty Mike Morgan Emmett Mortell Brent Moss Don Murry Bobby Myers Fred Negus Jim Nettles	
NICK GREISEN Paul Gruber Dale Hackbart	Green Bay Packers, 1960 Washington Redskins, 1961-63 Minnesota Vikings, 1966-70 St. Louis Cardinals, 1971-72 Denver Broncos, 1973 New York Jets, 1997-02 Chicago Bears, 1956 Chicago Cardinals, 1946-50 Detroit Lions, 1951-53 Green Bay Packers, 1925-26 Orlando Renegades, 1985-86 Baltimore Ravens, 2001-02 Carolina Panthers, 1998-01 New England Patriots, 2002 Los Angeles Rams, 1949-57 Denver Broncos, 1965-66 Green Bay Packers, 1990 Philadelphia Eagles, 1954-58 Green Bay Packers, 1937-41 Cleveland Browns, 1979-84 Buffalo Bills, 1984-87 Houston Oilers, 1985-92 Chicago Bears, 1965-67 Denver Broncos, 1968 New England Patriots, 1987-89 Chicago Bears, 1947-55 New Orleans Saints, 2001-02 San Diego Chargers, 1960-65 Miami Dolphins, 1966 Oakland Raiders, 1967-68 New York Giants, 2001 St. Louis Cardinals, 1957-59 Chicago Bears, 1960 Denver Broncos, 1961 Green Bay Packers, 1930 Washington Redskins, 1932 Philadelphia Eagles, 1933-35 Pittsburgh Steelers, 1935 Denver Broncos, 1965-67 Cincinnati Bengals, 1983-94 Chicago Bears, 1965-70 Philadelphia Eagles, 1986-87 Houston Oilers, 1960, 62 Green Bay Packers, 1921, 23 Atlanta Falcons, 1983-84 Detroit Lions, 1958-64 Washington Redskins, 1965 New York Giants, 1966 Chicago Bears, 1976-81 Chicago Cardinals, 1948-49 San Diego Chargers, 1966 Tampa Bay Buccaneers, 1996-98 Philadelphia Eagles, 1982 Michigan Panthers, 1984 Birmingham Stallions, 1985 Green Bay Packers, 1987 Philadelphia Eagles, 1999-02 Oakland Raiders, 1979-81	Jack Novak  Nate Odomes  Pat O'Donahue  Joe Panos  George Paskvan Phillip Peterson Roger Pillath	
JOHN HALL Jim Haluska Pat Harder			
John Harris Marck Harrison EDGERTON HARTWELL DONALD HAYES			
Elroy Hirsch John Hohman Craig Hudson Ken Huxhold Eddie Jankowski Lawrence Johnson			
Richard Johnson Jimmy Jones			
Tim Jordan Don Kindt ROGER KNIGHT Dave Kocourek			
Ross Kolodziej Bob Konovsky			
Joe Kresky			
Gary Kroner Tim Krumrie Ralph Kurek Bob Landsee Dan Lanphear Wes Leaper Dave Levenick Danny Lewis			
Dennis Lick Dick Loepfe Mike London Jason Maniecki Von Mansfield			
CECIL MARTIN Ira Matthews			



John Hall played for the New York Jets for six seasons. He is now with Washington.



**Terrell Fletcher spent eight seasons with the San Diego Chargers.**


James Purnell	Chicago Bears, 1964-68
CASEY RABACH	Los Angeles Rams, 1969-72
CORY RAYMER	Baltimore Ravens, 2001-02
Michael Reid	Washington Redskins, 1995-01
Pat Richter	San Diego Chargers, 2002
Michael Roan	Atlanta Falcons, 1987-92
	Washington Redskins, 1963-70
	Houston Oilers, 1995-96
	Tennessee Oilers, 1997-98
Rafael Robinson	Tennessee Titans, 1999-00
	Seattle Seahawks, 1992-95
	Houston Oilers, 1996
Gene Rose	Chicago Cardinals, 1929-32
Gus Rosenow	Green Bay Packers, 1921
Joe Rudolph	Philadelphia Eagles, 1995
	San Francisco 49ers, 1997, '99
Tarek Saleh	Carolina Panthers, 1997-98
	Cleveland Browns, 1999-00
MIKE SCHNECK	Pittsburgh Steelers, 1999-02
John Schneller	Detroit Lions, 1934-36
Karl Schuelke	Pittsburgh Steelers, 1939
Paul Schuette	New York Giants, 1928
	Chicago Bears, 1930-32
Ralph Scott	Chicago Bears, 1921-25
Champ Seibold	Green Bay Packers, 1934-41
Mike Seifert	Cleveland Browns, 1974
Clarence Self	Detroit Lions, 1950-51
	Green Bay Packers, 1952, 54-55
Mark Shumate	Green Bay Packers, 1985
	New York Jets, 1985
Carl Silvestri	St. Louis Cardinals, 1965
	Atlanta Falcons, 1966

Tony Simmons	New England Patriots, 1998-00
	Cleveland/Indianapolis, 2001
Darryl Sims	Pittsburgh Steelers, 1985-86
	Cleveland Browns, 1987-88
Jerry Smith	San Francisco 49ers, 1952-53
	Green Bay Packers, 1956
Ron Smith	Chicago Bears, 1965
	Atlanta Falcons, 1966-67
	Los Angeles Rams, 1968-69
	Chicago Bears, 1970-72
	San Diego Chargers, 1973
	Oakland Raiders, 1974
	Southern California Sun, 1975
Ray Snell	Tampa Bay Buccaneers, 1980-83
	Pittsburgh Steelers, 1984-85
Phil Sobocinski	Atlanta Falcons, 1968
MIKE SOLWOLD	Dallas Cowboys, 2001
	Tampa Bay Buccaneers, 2002
Jerry Stalcup	Los Angeles Rams, 1960
	Denver Broncos, 1961-62
	Green Bay Packers, 1976
Ken Starch	Tampa Bay Buccaneers, 2000-02
AARON STECKER	Oakland Raiders, 2002
KEVIN STEMKE	New Orleans Saints, 1976-77
Terry Stieve	St. Louis Cardinals, 1978-84
	Green Bay Packers, 1985-89
Ken Stills	Minnesota Vikings, 1990
	Cleveland Browns, 1983-85
Tim Stracka	Washington Redskins, 1953
Dave Suminski	Denver Broncos, 1999-00
Jason Suttle	San Francisco 49ers, 2001
	Chicago Bears, 1924
Merrill Taft	Green Bay Packers, 2000-02
MARK TAUSCHER	Green Bay Packers, 1957-60
Jim Temp	Green Bay Packers, 1952-56
Deral Teteak	Philadelphia Bell, 1974-75
Alan Thompson	Pittsburgh Steelers, 2000
DONNEL THOMPSON	Indianapolis Colts, 2001-02
	Cincinnati Bengals, 1998
Mike Thompson	Cleveland Browns, 1999-01
	Pittsburgh Steelers, 1938-39
Clarence Tommerson	New York Jets, 1985-92
Al Toon	Pittsburgh Steelers, 1986
Dan Turk	Tampa Bay Buccaneers, 1987-88
	Los Angeles Raiders, 1989-96
	Washington Redskins, 1997-98
Eric Unverzagt	Seattle Seahawks, 1996-97
Ron Vander Kelen	Minnesota Vikings, 1963-67
Mike Verstegen	New Orleans Saints, 1995-97, 1999
TROY VINCENT	Miami Dolphins, 1992-95
	Philadelphia Eagles, 1996-02
Evan Vogds	Green Bay Packers, 1948-49
Stu Voigt	Minnesota Vikings, 1970-80
Steve Wagner	Green Bay Packers, 1976-79
	Philadelphia Eagles, 1980-81
Mike Webster	Pittsburgh Steelers, 1974-88
	Kansas City Chiefs, 1989-90
Howard Weiss	Detroit Lions, 1939-40
Dick Williams	Green Bay Packers, 1921
John Williams	Dallas Cowboys, 1985
	New Orleans Saints, 1986
	Indianapolis Colts, 1987
Carl Winfrey	Minnesota Vikings, 1971
	Pittsburgh Steelers, 1972
Randy Wright	Green Bay Packers, 1984-88
JERRY WUNSCH	Tampa Bay Buccaneers, 1997-01
	Seattle Seahawks, 2002
Bob Zeman	San Diego Chargers, 1960-61
	Denver Broncos, 1962-63

# NFL HONOR ROLL

## Super Bowl Badgers

1967	Ken Bowman, Green Bay
1968	Ken Bowman, Green Bay
	Dave Kocourek, Oakland
1970	Dale Hackbart, Minnesota
	Stu Voigt, Minnesota
1971	Bill Gregory, Dallas
1972	Bill Gregory, Dallas
1974	Stu Voigt, Minnesota
1975	Stu Voigt, Minnesota
	Mike Webster, Pittsburgh
1976	Mike Webster, Pittsburgh
	Bill Gregory, Dallas
1977	Stu Voigt, Minnesota
1978	Larry Canada, Denver




**National Football League Hall of Famer Mike Webster won four Super Bowl rings with the Steelers.**

	Bill Gregory, Dallas
1979	Mike Webster, Pittsburgh
1980	Mike Webster, Pittsburgh
1981	Ira Matthews, Oakland
	Steve Wagner, Philadelphia
1985	Jeff Dellenbach, Miami
1989	Tim Krumrie, Cincinnati
1991	Nate Odomes, Buffalo
1992	Nate Odomes, Buffalo
1993	Nate Odomes, Buffalo
1997	Jeff Dellenbach, Green Bay
1998	Jeff Dellenbach, Green Bay
2000	Michael Roan, Tennessee
2001	Ron Dayne, N.Y. Giants
	Derek Engler, N.Y. Giants
	Pete Monty, N.Y. Giants
2003	Aaron Stecker, Tampa Bay

## Pro Bowl Badgers

1939	Milt Gantenbein, Green Bay
	Charles Goldenberg, Green Bay
	Eddie Jankowski, Green Bay
1951	Elroy Hirsch, L.A. Rams
1952	Elroy Hirsch, L.A. Rams
	Deral Teteak, Green Bay
1953	Pat Harder, Detroit
	Elroy Hirsch, L.A. Rams
1954	Don Kindt, Chicago
1955	Alan Ameche, Baltimore
1956	Alan Ameche, Baltimore
	Elroy Hirsch, L.A. Rams
1957	Alan Ameche, Baltimore
1958	Alan Ameche, Baltimore
1962	Dave Kocourek, San Diego
	Bob Zeman, Denver
1965	Jim Bakken, St. Louis
1967	Jim Bakken, St. Louis
1975	Jim Bakken, St. Louis
1976	Jim Bakken, St. Louis
1979	Mike Webster, Pittsburgh
1980	Mike Webster, Pittsburgh
1981	Mike Webster, Pittsburgh
1982	Mike Webster, Pittsburgh



**Former St. Louis Cardinal placekicker Jim Bakken made the National Football League All-Pro team in 1965, 1967, 1975 and 1976.**

1983	Mike Webster, Pittsburgh
1984	Mike Webster, Pittsburgh
1985	Mike Webster, Pittsburgh
1986	Mike Webster, Pittsburgh
1988	Mike Webster, Pittsburgh
	Tim Krumrie, Cincinnati
1989	Paul Gruber, Tampa Bay
	Tim Krumrie, Cincinnati
1990	Paul Gruber, Tampa Bay
1992	Paul Gruber, Tampa Bay
	Nate Odomes, Buffalo
1993	Nate Odomes, Buffalo
2000	Troy Vincent, Philadelphia
2001	Troy Vincent, Philadelphia
2002	Troy Vincent, Philadelphia
2003	Troy Vincent, Philadelphia
	Michael Bennett, Minnesota

## NFL HALL OF FAMERS


### ELROY "CRAZYLEGS" HIRSCH

Played for the Chicago Rockets (1946-48) and Los Angeles Rams (1949-57) ... totalled 387 receptions for 7,029 yards and 60 touchdowns in career ... key part of the Los Angeles Rams' revolutionary "three-end" offense in 1949 ... inducted into the NFL Hall of Fame in 1968.

### MIKE WEBSTER

Spent career with the Pittsburgh Steelers (1974-88) and Kansas City Chiefs (1989-90) ... played more seasons (15) and games (220) than anybody in Steelers' history ... nine-time Pro Bowl pick, including five as a starter ... won four Super Bowls with the Steelers ... had a string of 150 consecutive starts between 1976-86.

# BADGERS IN THE NFL DRAFT



**Al Toon was one of three Badgers chosen in the first round of the 1985 National Football League draft. Toon was picked by the Jets.**

**1937 NFL Draft ...** Ed Jankowski, Green Bay (1); John Golemgieske, Brooklyn (6)

**1939 NFL Draft ...** Howard Weiss, Detroit (2); Lynn Hovland, Green Bay (3); Vince Gavre, Green Bay (8); Roy Bellin, Green Bay (14)

**1940 NFL Draft ...** Jack Murray, Brooklyn (6)

**1941 NFL Draft ...** George Paskvan, Green Bay (1); Fred Gage, Detroit (17)

**1942 NFL Draft ...** Tom Farris, Green Bay (9)

**1943 NFL Draft ...** Dave Schreiner, Detroit (2); Paul Hirshbrunner, Chicago Cards (12); Pat Lyons, Chicago Bears (17); Lloyd Wasserbach, Green Bay (19); Mark Hoskins, Green Bay (20); Bob Baumann, Chicago Bears (22); George Makris, Green Bay (24); Bob Ray, Green Bay (28)

**1944 NFL Draft ...** Pat Harder, Chicago Cardinals (1); Bob Hanzlik, Philadelphia (11); Pat Boyle, Chicago Bears (27); Len Seeliger, Pittsburgh (30)

**1945 NFL Draft ...** Elroy Hirsch, Cleveland (1); Jack Mead, N.Y. Giants (5); Fred Negus, Cleveland (7); Jack Wink, N.Y. Giants (13); Ken Currier, Detroit (19); Frank Lopp, Detroit (27)

**1946 NFL Draft ...** Rex John, Boston (10); Dick Loepfe, Chicago Cardinals (11)

**1947 NFL Draft ...** Don Kindt, Chicago Bears (1); George Fuchs, L.A. Rams (13); Wally Dreyer, Chicago Bears (15); Clarence Esser, Chicago Cardinals (18); Earl Maves, Detroit (26)

**1948 NFL Draft ...** Earl Girard, Green Bay (1); Clarence Self, Chicago Cardinals (10); Bob Rennebohm, Green Bay (10)

**1948 AAFC Draft ...** Dick Loepfe, San Francisco (21); Bob Rennebohm, Buffalo (25); Earl Girard, N.Y. Yankees (27); Ben Bendrick, Baltimore (28)

**1949 NFL Draft ...** Ben Bendrick, Chicago Bears (4); Hal Faverty, Chicago Bears (15)

**1949 AAFC Draft ...** Ben Bendrick, N.Y. Yankees (11); Clarence Self, Cleveland (13)

**1950 NFL Draft ...** Bob Wilson, Cleveland (4); Joe Kelly, N.Y. Giants (13); Hal Otterback, Green Bay (17); Gene Evans, Green Bay (21)

**1951 NFL Draft ...** John Simcic, Chicago Cardinals (15); Bill Albright, N.Y. Giants (20); Bob Radcliffe, Pittsburgh (27); Ken Huxhold, Chicago Cardinals (27); Ed Withers, Green Bay (30)

**1952 NFL Draft ...** Marion Campbell, San Francisco (4); Pat O'Donahue, San Francisco (5); Jerry Smith, San Francisco (8); Deral Teteak, Green Bay (9); Jim Hammond, Texas (10); John Coatta, Green Bay (16); Gene Felker, Texas (19)

**1953 NFL Draft ...** Bob Kennedy, Green Bay (6); Charley Berndt, Chicago Cardinals (10); Harland Carl, Chicago Bears (14); Dave Suminski, Washington (15)

**1954 NFL Draft ...** Wendell Gulseth, N.Y. Giants (12); Roger Dornburg, Washington (13); Jerry Witt, Washington (19); Jim Haluska, Chicago Bears (30)

**1955 NFL Draft ...** Alan Ameche, Baltimore (1); Jim Temp, Green Bay (2); Norm Amundsen, Green Bay (6); Ron Locklin, N.Y. Giants (6); Clarence Bratt, Chicago Bears (12); Jerry Cvangros, L.A. Rams (21); Bob Gingrass, Philadelphia (27)

**1956 NFL Draft ...** Bob Konovsky, Chicago Cardinals (7); Charlie Thomas, Green Bay (14); Wells Gray, Washington (16); Dick Kolian, Green Bay (27); Jim Miller, Chicago Cardinals (28)

**1957 NFL Draft ...** Glenn Bestor, Green Bay (12); Marty Booher, Green Bay (27)

**1958 NFL Draft ...** Danny Lewis, Detroit (6); Rocco Cinelli, Chicago Bears (11); Sid Williams, N.Y. Giants (11)

**1959 NFL Draft ...** Bob Zeman, Cleveland (10); Dick Teteak, Green Bay (15); Dave Kocourek, Pittsburgh (19); Jim Fraser, Cleveland (21); Lowell Jenkins, Philadelphia (27)

**1960 NFL Draft ...** Dale Hackbart, Green Bay (5); Jerry Stalcup, L.A. Rams (6); Dan Lanphear, Pittsburgh (8); Jim Heineke, San Francisco (16); Bob Nelson, Cleveland (20)

**1960 AFL Draft ...** Dale Hackbart, Minnesota (1); Jim Heineke, Dallas (1); Bob Nelson, Dallas (1); Jerry Stalcup, Minnesota (1); Bob Zeman, L.A. Chargers (1); Bob Nelson, Oakland (Alt.)

**1961 NFL Draft ...** Ron Miller, L.A. Rams (3); Tom Wiesner, Baltimore (16); Jerry Stalcup, Minnesota (Exp.)

**1961 AFL Draft ...** Ron Miller, Houston (21); Terry Huxhold, Boston (27)

**1962 NFL Draft ...** Jim Bakken, L.A. Rams (7); Ron Staley, Minnesota (17)

**1963 NFL Draft ...** Pat Richter, Washington (1); Gary Kroner, Green Bay (7)


**1963 AFL Draft ...** Pat Richter, Denver (10); Gary Kroner, N.Y. Titans (19); Ron Vander Kelen, N.Y. Titans (21); Ron Carlson, Buffalo (25)

**1964 NFL Draft ...** Roger Pillath, Buffalo (3); Jimmy Jones, Chicago Bears (6); Ken Bowman, Green Bay (8); Bob Johnson, St. Louis (8)

## FIRST-ROUNDERS

Below is a list of Wisconsin's first-round NFL Draft choices.


YEAR	PLAYER (CHOICE)	TEAM
1937	Ed Jankowski (9th)	Packers
1941	George Paskvan (7th)	Packers
1944	Pat Harder (2nd)	Cardinals
1945	Elroy Hirsch (n/a)	Browns
1947	Don Kindt (11th)	Bears
1948	Earl Girard (n/a)	Packers
1955	Alan Ameche (2nd)	Colts
1963	Pat Richter (n/a)	Redskins
1976	Dennis Lick (8th)	Bears
1980	Ray Snell (22nd)	Buccaneers
1985	Al Toon (10th)	Jets
1985	Richard Johnson (11th)	Oilers
1985	Darryl Sims (20th)	Steelers
1988	Paul Gruber (4th)	Buccaneers
1992	Troy Vincent (7th)	Dolphins
1999	Aaron Gibson (27th)	Lions
2000	Ron Dayne (11th)	Giants
2000	Chris McIntosh (22nd)	Seahawks
2001	Jamar Fletcher (26th)	Dolphins
2001	Michael Bennett (27th)	Vikings
2002	Wendell Bryant (12th)	Cardinals



**Ron Dayne was the second-highest draft choice of the Alvarez era. He was the 11th overall choice of the N.Y. Giants in 2000.**



**Two-time Pro Bowl pick Tim Krumrie was a 10th-round draft choice by Cincinnati.**



**Michael Bennett was a first-round draft choice of the Minnesota Vikings in 2001.**

**1964 AFL Draft ...** Roger Pillath, Buffalo (7); Ken Bowman, N.Y. Jets (10); Jimmy Jones, Denver (25)

**1965 NFL Draft ...** Roger Jacobazzi, Green Bay (7); Al Piraino, Philadelphia (8); Carl Silvestri, St. Louis (16); Fred Reichardt, Baltimore (17); Ralph Kurek, Chicago Bears (20)

**1965 AFL Draft ...** Jon Hohman, Denver (8); Al Piraino, Kansas City (11)

**1966 NFL Draft ...** Tom Brigham, Detroit (10); Bill Maselter, Detroit (13); Danny Lewis, Atlanta (Exp.); Carl Silvestri, Atlanta (Exp.); Ron Smith, Atlanta (Exp.)

**1966 AFL Draft ...** Mike London, San Diego (14); Dave Kocourek, Miami (Exp.)

**1968 NFL Draft ...** Tom Domres, Houston (10); Sam Wheeler, Pittsburgh (12)

**1969 NFL Draft ...** Lynn Buss, Philadelphia (9); Tom McCauley, Minnesota (10)

**1970 NFL Draft ...** Mike McClish, Houston (8); Joe Dawkins, Houston (10); Stu Voigt, Minnesota (10)

**1971 NFL Draft ...** Bill Gregory, Dallas (3); Dan Crooks, Atlanta (13)

**1972 NFL Draft ...** Lance Moon, Atlanta (7); Greg Johnson, Miami (9); Elbert Walker, Kansas City (11); Larry Mialik, Atlanta (12); Alan Thompson, Dallas (14); Neil Graff, Minnesota (16); Neovia Greyer, N.Y. Giants (16); Al Hannah, Miami (16)

**1973 NFL Draft ...** Robert Storck, L.A. Rams (12); Rufus Ferguson, Atlanta (16)

**1974 NFL Draft ...** Mike Webster, Pittsburgh (5); Mike Seifert, Cleveland (13)

**1975 NFL Draft ...** Jack Novak, Cincinnati (12)

**1976 NFL Draft ...** Dennis Lick, Chicago Bears (1); Steve Wagner, Minnesota (5); Terry Stieve, New Orleans (6); John Reimer, Houston (14); Neil Graff, Seattle (Exp.)

**1977 NFL Draft ...** John Rasmussen, New England (10)

**1979 NFL Draft ...** Lawrence Johnson, Cleveland (2); Ira Matthews, Oakland (6)

**1980 NFL Draft ...** Ray Snell, Tampa Bay (1); Ray Sydnor, Pittsburgh (3); Tom Schremp, N.Y. Jets (6)

**1981 NFL Draft ...** Dave Ahrens, St. Louis (6)

**1982 NFL Draft ...** Von Mansfield, Atlanta (5); Jerry Doerger, Chicago Bears (8); Guy Boliaux, Chicago Bears (11); Dave Levenick, Atlanta (12)

**1983 NFL Draft ...** Matt VandenBoom, Buffalo (5); Bob Winckler, Washington (6); Tim Stracka, Cleveland (6); David Greenwood, New Orleans (8); Tim Krumrie, Cincinnati (10); Mark Shumate, Kansas City (10)

**1984 NFL Draft ...** Randy Wright, Green Bay (6)

**1985 NFL Draft ...** Richard Johnson, Houston (1); Al Toon, N.Y. Jets (1); Darryl Sims, Pittsburgh (1); Scott Bergold, St. Louis (2); Dan Turk, Pittsburgh (4); Jeff Dellenbach, Miami (4); Gary Ellerson, Green Bay (7); Kevin Belcher, L.A. Raiders (7); Ken Stills, Green Bay (8); Jim Melka, Tampa Bay (12); Bret Pearson, San Diego (12)

**1986 NFL Draft ...** Bob Landsee, Philadelphia (6)

**1987 NFL Draft ...** Rick Graf, Miami (2); Nate Odomes, Buffalo (2); Tim Jordan, New England (4); Michael Reid, Atlanta (6); Joe Armentrout, Tampa Bay (9); Craig Raddatz, Cincinnati (9); Bobby Taylor, Miami (10); Larry Emery, Atlanta (12)

**1988 NFL Draft ...** Paul Gruber, Tampa Bay (1); Glenn Derby, New Orleans (8); Bud Keyes, Green Bay (10); Rod Lossow, New England (10)

**1989 NFL Draft ...** Todd Nelson, Phoenix (12)

**1990 NFL Draft ...** Craig Hudson, Kansas City (10)

**1991 NFL Draft ...** Don Davey, Green Bay (3); Brady Pierce, Minnesota (10)

**1992 NFL Draft ...** Troy Vincent, Miami (1)

**1993 NFL Draft ...** Chuck Belin, L.A. Rams (5)

**1994 NFL Draft ...** Joe Panos, Philadelphia (3); Mark Montgomery, Philadelphia (7)

**1995 NFL Draft ...** Cory Raymer, Washington (2); Terrell Fletcher, San Diego (2); Mike Verstegen, New Orleans (3); Michael Roan, Houston (4); Mike Thompson, Jacksonville (4); Lee DeRamus, New Orleans (6); Kenny Gales, Chicago (6)

**1996 NFL Draft ...** Eric Unverzagt, Seattle (4); Jason Maniecki, Tampa Bay (5)

**1997 NFL Draft ...** Jerry Wunsch, Tampa Bay (2); Pete Monty, N.Y. Giants (4); Tarek Saleh, Carolina (4)

**1998 NFL Draft ...** Tony Simmons, New England (2); Donald Hayes, Carolina (4)

**1999 NFL Draft ...** Aaron Gibson, Detroit (1); Tom Burke, Arizona (3); Cecil Martin, Philadelphia (6)

**2000 NFL Draft ...** Ron Dayne, N.Y. Giants (1); Chris McIntosh, Seattle (1); Bobby Myers, Tennessee (4); Mark Tauscher, Green Bay (7)


**2001 NFL Draft ...** Jamar Fletcher, Miami (1); Michael Bennett, Minnesota (1); Chris Chambers, Miami (2); Casey Rabach, Baltimore (3); Bill Ferrario, Green Bay (4); Roger Knight, Pittsburgh (6); Jason Doering, Indianapolis (6); Ross Kolodziej, N.Y. Giants (7)

**2002 NFL Draft ...** Wendell Bryant, Arizona (1); Mike Echols, Tennessee (4); Nick Greisen, N.Y. Giants (5); Mark Anelli, San Francisco (6)

**2003 NFL Draft ...** Al Johnson, Dallas (2); B.J. Tucker, Dallas (6); Brooks Bollinger, N.Y. Jets (6); Ben Johnson, Detroit (7)

Round of pick in parentheses  
Exp. — expansion draft  
Alt. — alternate selection

# CONFERENCE CHAMPIONS



## 1896 Western Conference Champions

After opening the season with seven victories, the Badgers tied Northwestern 6-6 and lost to the Carlisle Indians. Despite the late-season swoon, the Badgers claimed the inaugural Western Conference title. The Badgers' tough defense registered shutouts in six of its seven victories. The loss to the Carlisle Indians was the first night game in school history (played indoors at the Chicago Coliseum).




## 1897 Western Conference Champions

Wisconsin won its second straight conference title and registered eight shutouts on the way to a 9-1 mark. The only loss was a 6-0 decision to the UW Alumni. Victories over Minnesota, Chicago and Northwestern propelled the Badgers to the Western Conference title. Australian kicker Pat O'Dea, the famed "Kangaroo Kicker," booted 14 field goals. It was the second league title for Coach Phil King.




## 1901 Western Conference Champions

Phil King's Badgers won nine straight games to become the first undefeated team in school history. Using a potent offense and stingy defense, Wisconsin defeated every opponent by at least three TDs and recorded eight shutouts. The Badgers outscored the opposition 317-5. Wisconsin's slate included two wins over high school teams and conference wins over Chicago and Minnesota.




## 1906 Western Conference Champions

Although traditional league powers Minnesota, Michigan and Chicago were missing from the schedule due to a faculty reform movement, Wisconsin claimed a share of the conference championship with the Gophers. Coach Dr. C.P. Hutchins' team posted Western Conference wins over Iowa, Illinois and Purdue by a combined score of 63-15.




### 1912 Western Conference Champions

The Badgers ended their third undefeated (7-0) season with a 28-10 win at Iowa. Coach William Juneau's squad was the last Badger team to post a perfect record. Led by consensus All-America tackle Robert "Butts" Butler, the Badgers placed a school-record nine players on the All-Western Conference team. Wisconsin registered four shutouts and allowed only 29 points all year.




### 1952 Big Ten Conference Champions

Following a 20-6 win over Illinois in the second game of the season, Wisconsin sat atop the polls as the nation's No. 1 team. The Badgers lost the following week, but went on to a 6-3-1 record and the school's first Rose Bowl appearance. After losing to USC 7-0 in Pasadena, the Badgers ended the season ranked 10th by United Press International and 11th by Associated Press.



### 1959 Big Ten Conference Champions

Needing a victory in the regular-season finale to clinch a league title, Wisconsin beat Minnesota 11-7. It was the Badgers' first undisputed title since 1912. At the Rose Bowl, Washington scored 17 points in the first quarter on the way to a 44-8 win. All-Big Ten QB Dale Hackbart and All-Big Ten guard Jerry Stalcup were stars on a club that finished the season ranked sixth by AP and UPI.



### 1962 Big Ten Conference Champions

Although USC defeated Wisconsin 42-37 in perhaps the most exciting Rose Bowl ever, the Badgers finished the storybook campaign with an 8-1 record and ranked second nationally in both the AP and UPI polls. Ron Vander Kelen set a Rose Bowl record with 401 yards passing as the UW scored 23 straight points in a fourth-quarter rally. Pat Richter was a consensus All-American after catching 49 passes.




### ■ 1993 Big Ten Conference Champions

The 1993 Badgers established a new standard of excellence, shattering school records and earning numerous honors. After claiming Wisconsin's first Big Ten title in 32 years (a co-championship with Ohio State), the Badgers defeated UCLA 21-16 in the Rose Bowl. The 10-1-1 club set a Wisconsin record for wins and boasted eight first-team All-Big Ten players, including Big Ten and Rose Bowl MVP Brent Moss. Wisconsin ended the season ranked fifth and sixth by the coaches (CNN/USA Today) and media (Associated Press), respectively.




### ■ 1998 Big Ten Conference Champions

The 1998 Badgers concluded the winningest campaign in school history with a 38-31 Rose Bowl victory over sixth-ranked UCLA. The 1998 club opened the season with a nine-game winning streak and registered the best winning percentage (.916, 11-1) in the modern era at the UW. Aaron Gibson was a finalist for the Lombardi Award and Outland Trophy and Ron Dayne was a finalist for the Doak Walker Award. Tom Burke led the nation in sacks and Jamar Fletcher topped the NCAA in interceptions. Wisconsin was first nationally in turnover margin and scoring defense.



### ■ 1999 Big Ten Conference Champions

The 1999 Badgers ended the season with an eight-game winning streak after splitting their opening four contests. A 17-9 win over Stanford in the Rose Bowl allowed UW to become the first Big Ten school in history to win consecutive games in "The Granddaddy of them all." Wisconsin won its first undisputed Big Ten championship since 1962 and finished fourth in each of the final national polls. Ron Dayne was the consensus national player of the year and won the Heisman Trophy. Chris McIntosh and Jamar Fletcher joined Dayne as first-team All-Americans.



### ■ These Signallers Won In Pasadena

These three Badger quarterbacks — (from left) Brooks Bollinger (5), Darrell Bevell (11) and Mike Samuel (10) — are the only ones in school history to lead Wisconsin to a victory in the Rose Bowl.

# UW BOWL SUPERLATIVES

## Wisconsin Bowl Records

Rushing Attempts: 39, Terrell Fletcher vs. Duke, 1995 Hall of Fame

Rushing Yardage: 246, Ron Dayne vs. Utah, 1996 Copper & Dayne vs. UCLA, 1999 Rose

TDs Rushing: 4, Ron Dayne vs. UCLA, 1999 Rose

Long Run: 64, Ron Dayne vs. Stanford, 2000 Rose

Pass Attempts: 48, Ron Vander Kelen vs. USC, 1963 Rose

Pass Completions: 33, Ron Vander Kelen vs. USC, 1963 Rose

Passing Yardage: 401, Ron Vander Kelen vs. USC, 1963 Rose

TDs Passing: 2, five times (MR: Brooks Bollinger vs. Colorado, 2002 Alamo)

Longest Pass: 87, Randy Wright vs. Kansas State, 1982 Independence

Receptions: 11, Pat Richter vs. USC, 1963 Rose

Receiving Yardage: 163, Pat Richter vs. USC, 1963 Rose

TD Receptions: 1, 12 times (MR: Brandon Williams and Darrin Charles, 2002 Alamo)

Longest Reception: 87, Tim Stracka vs. Kansas State, 1982 Independence

Total Plays: 57, Ron Vander Kelen vs. USC, 1963 Rose

Total Offense: 406, Ron Vander Kelen vs. USC, 1963 Rose

Points: 24, Ron Dayne vs. UCLA, 1999 Rose

PATs: 5, three times

Field Goals: 4, Todd Gregoire vs. Kentucky, 1984 Hall of Fame

Longest Field Goal: 48, John Hall vs. Duke, 1995 Hall of Fame

Punt Returns: 3, Thad McFadden vs. Tennessee, 1981 Garden State & Keith Jackson vs. Duke, 1995 Hall of Fame

Punt Return Yardage: 75, Thad McFadden vs. Kentucky, 1984 Hall of Fame

Longest Punt Return: 67, Thad McFadden vs. Kentucky, 1984 Hall of Fame

Kickoff Returns: 5, Michael Jones vs. Kentucky, 1984 Hall of Fame

Kickoff Return Yardage: 100, Michael Jones vs. Kentucky, 1984 Hall of Fame

Longest Kickoff Return: 54, Michael Bennett vs. UCLA, 2000 Sun


Punting Average: 43.6, Kevin Stemke vs. Georgia, 1998 Outback

Longest Punt: 61, George Winslow vs. Kansas State, 1982 Independence

Interceptions: 1, 16 times (MR: Jim Leonhard, Darius Jones and Scott Starks vs. Colorado, 2002 Alamo)

Interception Yardage: 82, Cyrill Weems vs. Utah, 1996 Copper

Longest Interception Return: 82, Cyrill Weems vs. Utah, 1996 Copper



**John Hall's 48-yard field goal against Duke in the 1995 Hall of Fame Bowl is the longest ever by a Badger in a bowl game.**



**Ron Dayne had a 64-yard run against Stanford in the 2000 Rose Bowl victory.**

## UW BOWL FACTS

### ALL-TIME RECORD: 8-6

BOWLS (YEARS)	W-L
Alamo (2002)	1-0
Copper (1996)	1-0
Garden State (1981)	0-1
Hall of Fame (1984-95)	1-1
Independence (1982)	1-0
Outback (1998)	0-1
Rose (1953-60-63-94-99-00)	3-3
Sun (2000)	1-0
Totals	8-6

COACHES	W-L
Barry Alvarez	7-1
Milt Bruhn	0-2
Dave McClain	1-2
Ivy Williamson	0-1
Totals	8-6

### ALL-TIME BOWL SCORES

USC 7, Wisconsin 0  
(1953 Rose Bowl)

Washington 44, Wisconsin 8  
(1960 Rose Bowl)

USC 42, Wisconsin 37  
(1963 Rose Bowl)

Tennessee 28, Wisconsin 21  
(1981 Garden State Bowl)

Wisconsin 14, Kansas State 3  
(1982 Independence Bowl)

Kentucky 20, Wisconsin 19  
(1984 Hall of Fame Bowl)

Wisconsin 21, UCLA 16  
(1994 Rose Bowl)

Wisconsin 34, Duke 20  
(1995 Hall of Fame Bowl)

Wisconsin 38, Utah 10  
(1996 Copper Bowl)

Georgia 33, Wisconsin 6  
(1998 Outback Bowl)

Wisconsin 38, UCLA 31  
(1999 Rose Bowl)

Wisconsin 17, Stanford 9  
(2000 Rose Bowl)

Wisconsin 21, UCLA 20  
(2000 Sun Bowl)

Wisconsin 31, Colorado 28 OT  
(2002 Alamo Bowl)

# BADGER BOWL GAMES

## 1953 Rose

PASADENA, Calif. — USC scored the game's only points on a 22-yard pass from Rudy Bukich to Al Carmichael in the Trojans' 7-0 win over Wisconsin in the Rose Bowl.

The Badgers dominated the game from a statistical standpoint, outgaining USC by 120 yards. Led by Alan Ameche's 133 yards rushing, Wisconsin had a 211-48 advantage on the ground. However, both defenses rose to the occasion when necessary.

One of Wisconsin's best scoring chances came in the opening minutes of the third quarter. Ameche broke loose for a 54-yard run as the Badgers got to the USC 21-yard line. On third down, Archie Ray Burks fumbled on an end run and USC recovered.

The Trojans then put together the game-winning drive (73 yards), which ended with Bukich's TD pass. Wisconsin countered with a 13-play, 84-yard drive that ended at the Trojan two-yard line when Jerry Witt was stopped a yard short of a first down on a fake field goal play.

Coach Ivy Williamson's club was the first in Badger history to play in a bowl game.

	1	2	3	4	F
Wisconsin	0	0	0	0	— 0
USC	0	0	7	0	— 7

TEAM STATISTICS	UW	USC
First downs	19	16
Rushing yards	52-211	38-48
Passes	11-26-2	18-27-2
Passing yards	142	185
Total offense	78-353	65-233
Punts-avg	5-39	8-51
Fumbles-lost	2-1	1-0
Penalties-yards	2-20	6-62

### INDIVIDUAL LEADERS

Rushing: Ameche (W) 28-133, Witt (W) 10-47, Burks (W) 7-31, Haw (USC) 6-28. Passing: Haluska (W) 11-26-2-142, Bukich (USC) 12-20-2-137. Receiving: Andrykowski (W) 3-32, Peters (W) 3-29, Nickoloff (USC) 7-73, Stillwell (USC) 3-35.

## 1960 Rose

PASADENA, Calif. — Washington scored the game's first 17 points en route to a 44-8 Rose Bowl win over Wisconsin.

Washington tallied the first TD on a 6-yard run by Don McKeta 10 minutes into the game. George Fleming booted a 26-yard field goal after the Huskies recovered one of four Wisconsin fumbles. Fleming then returned a punt 53 yards for a score on the final play of the period for a 17-0 Husky lead.

Badger fullback Tom Wiesner tallied Wisconsin's only points on a four-yard run with 5:27 left in the opening half. Dale Hackbart connected with Al Schoonover for a two-point conversion that cut the lead to 17-8.

Washington quarterback Bob Schloredt, who shared game MVP honors with Fleming, tossed a 23-yard TD pass to close the first-half scoring. Schloredt completed four passes for 102 yards and rushed for 81 yards.

Wisconsin mounted a challenge in the third quarter, but four plays inside the Husky 10-yard line failed. The Badger defense entered the bowl with a defensive average of barely 10 points allowed per game for the regular season.

	1	2	3	4	F
Wisconsin	0	8	0	0	— 8
Washington	17	7	7	13	— 44

TEAM STATISTICS	UW	WASH.
First downs	13	16
Rushing yards	123	215
Passes	14-32-0	7-13-0
Passing yards	153	137
Total offense	276	352
Punts-avg	6-37	6-36
Fumbles-lost	4-4	2-0
Penalties-yards	3-18	7-85

### INDIVIDUAL LEADERS

Rushing: Hobbs (W) 7-32, Schloredt (Wash.) 21-81. Passing: Hackbart (W) 11-25-0-145, Schloredt (Wash.) 4-7-0-102. Receiving: Schoonover (W) 3-57, Fleming (Wash.) 1-65.

## 1963 Rose

PASADENA, Calif. — A 23-point fourth quarter explosion wasn't quite enough as the Badgers dropped a 42-37 Rose Bowl encounter to USC. The Trojans had claimed a 42-14 lead on the first play of the fourth quarter before the Badger rally.

USC had a 21-7 halftime lead and extended it on the first play of the third stanza, before Ron Vander Kelen led one of the biggest charges in bowl history.

Vander Kelen reached paydirt on a 17-yard scamper to reduce the margin to 28-14. USC responded with a pair of touchdown passes by Pete Beathard and the Trojans led 42-14.

Lou Holland (13-yard run) and Gary Kroner (four-yard reception) tallied for the Badgers within three minutes. A bad snap on a punt resulted in a UW safety. After the free kick, Vander Kelen hit three straight passes, including a 19-yard score to Pat Richter for the final 42-37 margin.

Vander Kelen, the game MVP, set both school and Rose Bowl records with 401 yards passing. Richter caught 11 of those aerials for 163 yards. The 79 total points scored was a Rose Bowl record that stood for 28 years.

	1	2	3	4	F
Wisconsin	0	7	7	23	— 37
USC	7	14	14	7	— 42

TEAM STATISTICS	UW	USC
First downs	32	15
Rushing yards	28-67	41-114
Passes	34-49-3	10-20-0
Passing yards	419	253
Total offense	486	367
Punts-avg	4-40	5-40
Fumbles-lost	6-0	2-1
Penalties-yards	7-77	12-93

### INDIVIDUAL LEADERS

Rushing: Holland (W) 4-27, Kurek (W) 11-26, Wilson (USC) 17-57. Passing: Vander Kelen (W) 33-48-3-401, Beathard (USC) 8-12-0-190. Receiving: Richter (W) 11-163, Holland (W) 8-72, Kroner (W) 5-64, Bedsole (USC) 4-101, Brown (USC) 3-108.

## 1981 Garden State

EAST RUTHERFORD, N.J. — Tennessee scored 18 straight points in the first half and held on to defeat Wisconsin 28-21 in the Garden State Bowl.

The Badger defense limited UT to 89 yards rushing, but Volunteer QB Steve Alatorre unleashed a potent passing attack. Alatorre threw for 315 yards. WR Anthony Hancock caught 11 passes for 196 yards.

After Fuad Reveiz booted a field goal in the first quarter, Wisconsin assumed its only lead of the game on a three-yard run by Jess Cole. Willie Gault returned the ensuing kickoff 87 yards to give Tennessee a lead it never lost. Reserve quarterback Randy Wright came off the bench to throw a pair of second-half touchdown passes for the Badgers. Wright hit Jeff Nault and Thad McFadden on scoring tosses in the final period.

The game featured two high-powered offenses that combined for 49 points, 793 total yards and 49 first downs.

Wisconsin's fourth bowl in school history and first non-Rose Bowl drew a crowd of 53,220.

	1	2	3	4		F
Wisconsin	7	0	0	14	—	21
Tennessee	13	8	0	7	—	28

TEAM STATISTICS	UW	TENN.
First downs	22	27
Rushing yards	39-177	43-89
Passes	14-37-3	24-42-0
Passing yards	212	315
Total offense	389	404
Punts-avg	6-37	6-45
Fumbles-lost	1-1	4-0
Penalties-yards	6-73	8-84

### INDIVIDUAL LEADERS

Rushing: Davis (W) 6-44, Cole (W) 9-39, Green (W) 5-24, Berry (T) 10-44. Passing: Wright (W) 9-21-1-123, Cole (W) 5-15-2-89, Alatorre (T) 24-42-0-315. Receiving: Nault (W) 5-85, Hancock (T) 11-196.

## 1982 Independence

SHREVEPORT, La. — Wisconsin won its first bowl game with a 14-3 decision over Kansas State in the Independence Bowl.

Randy Wright threw a game-record two TD passes and the Badger defense set a scoring record before 24,684 fans. The anticipated crowd was more than 49,000, but a 23-mile-per-hour wind dropped temperatures to 10 degrees below zero.

Wright, the game's offensive MVP, completed nine of 24 throws. However, his 87-yard pass play to Tim Stracka was the longest in UW and Independence Bowl history. The Wisconsin defense limited Kansas State to 192 total yards in the Wildcats' first-ever postseason appearance.

KSU had taken a 3-0 lead on Steve Willis' 29-yard field goal before the Badgers scored 14 straight points. Tim Krumrie was the game defensive MVP. He helped limit the Kansas State running attack to less than two yards per carry.

Game totals showed five turnovers, 14 punts, 22 completions in 59 attempts (.372) and 14 penalties.

	1	2	3	4		F
Wisconsin	0	7	0	7	—	14
Kansas St.	0	3	0	0	—	3

TEAM STATISTICS	UW	KSU
First downs	14	12
Rushing yards	43-131	33-65
Passes	9-24-0	13-35-1
Passing yards	183	127
Total offense	314	192
Punts-avg	6-41	8-37
Fumbles-lost	4-3	2-1
Penalties-yards	5-40	9-75

### INDIVIDUAL LEADERS

Rushing: Williams (W) 11-57, Ellerson (W) 13-47, Taluao (KSU) 10-31. Passing: Wright (W) 9-24-0-183, Dickey (KSU) 13-35-1-127. Receiving: Keeling (W) 4-64, Nault (W) 2-11, Stracka (W) 1-87, Dageforde (KSU) 4-30, Wallace (KSU) 3-51.

## 1984 Hall of Fame

BIRMINGHAM, Ala. — A fumbled snap on a 26-yard game-winning field goal attempt was the deciding play in Wisconsin's 20-19 loss to Kentucky in the Hall of Fame Bowl.

Trailing by a point after the Wildcats' Joe Worley booted a 52-yard field goal with eight minutes left, the Badgers drove inside Kentucky's 20-yard line. Todd Gregoire's field goal with 1:55 left never materialized after holder Bob Kobza dropped the center snap. Gregoire, a freshman, had tied a school record with four field goals earlier in the game.

Wisconsin assumed a 13-0 lead on a pair of Gregoire three pointers and a three-yard TD pass from Mike Howard to Thad McFadden. The Badgers outgained their SEC foe both on the ground and through the air.

However, UW was assessed 13 penalties for 133 yards, both Hall of Fame Bowl records. The Badgers also threw two interceptions. Kentucky, which was making its second straight postseason appearance in Birmingham, had no turnovers.

	1	2	3	4		F
Wisconsin	10	6	3	0	—	19
Kentucky	0	7	10	3	—	20

TEAM STATISTICS	UW	KENT.
First downs	17	19
Rushing yards	36-181	37-124
Passes	19-30-2	18-34-0
Passing yards	203	188
Total offense	384	312
Punts-avg	5-41	6-38
Fumbles-lost	0-0	1-0
Penalties-yards	13-133	6-49

### INDIVIDUAL LEADERS

Rushing: Armentrout (W) 15-105, Harrison (W) 14-52, Adams (K) 18-62. Passing: Howard (W) 19-29-1-203, Ramsdell (K) 18-34-0-188. Receiving: Pearson (W) 5-55, Toon (W) 4-48, Phillips (K) 6-55.

## 1994 Rose

PASADENA, Calif. — The Wisconsin defense forced six turnovers, while the offense churned out 250 yards rushing as the Badgers downed UCLA 21-16 in the Rose Bowl. It was the Badgers' first-ever New Year's Day bowl victory.

More than 70,000 Badger fans attended the game and provided a distinct home-field advantage in the Bruins' home facility.

Tailback Brent Moss, the Rose Bowl MVP, helped the UW to a 14-3 halftime lead by scoring on a pair of short runs. Moss rushed for 158 yards on 36 carries.

Wisconsin extended its lead to 21-10 when Darrell Bevell provided the game's most unlikely play. On second down from the UCLA 21, Bevell broke containment and weaved his way to the end zone for the game-winning points.

Trailing 21-16, UCLA's final drive made it to the Badger 18-yard line before Wayne Cook was stopped and the clock expired before the Bruins could run another play.

"The win, as much as it was for our players and coaches, was for our fans," said Coach Barry Alvarez. "They supported us all the way."

	1	2	3	4		F
UCLA	3	0	0	13	—	16
Wisconsin	7	7	0	7	—	21

TEAM STATISTICS	UW	UCLA
First downs	21	31
Rushing yards	46-250	40-212
Passes	10-20-1	28-43-1
Passing yards	96	288
Total offense	346	500
Punts-avg	6-38	2-35
Fumbles-lost	2-0	5-5
Penalties-yards	12-89	9-95

### INDIVIDUAL LEADERS

Rushing: Moss (W) 36-158, Fletcher (W) 7-64, Davis (UCLA) 13-88. Passing: Bevell (W) 10-20-1-96, Cook (UCLA) 28-43-1-288. Receiving: Dawkins (W) 4-33, Stokes (UCLA) 14-176.

## 1995 Hall of Fame

TAMPA, Fla. — Senior Terrell Fletcher rushed for a Hall of Fame Bowl-record 241 yards as Wisconsin won its second January bowl game in as many years with a 34-20 triumph over Duke.

Fletcher gained 190 yards and scored two touchdowns in the second half to ice the win. Wisconsin intercepted three passes in the opening half. Jeff Messenger's 19-yard return of one of those pickoffs resulted in the Badgers' first score.

Duke eventually tied the game in the third period before Fletcher took over the contest. Fletcher broke the deadlock with a one-yard run late in the third quarter. Jason Burns extended the margin to 27-13 with an 11-yard reception from Darrell Bevell.

After the Blue Devils cut the margin to seven (27-20) on Robert Baldwin's second score, Fletcher turned a critical third-and-one play into a 49-yard touchdown run to clinch the win.

More than 30,000 fans made the trip to Tampa as UW won its third game in a row and second bowl in two years to close the season 8-3-1.

	1	2	3	4		F
Duke	0	10	3	7	—	20
Wisconsin	13	0	7	14	—	34

TEAM STATISTICS	UW	DUKE
First downs	19	23
Rushing yards	48-285	29-85
Passes	11-20-1	28-46-4
Passing yards	161	314
Total offense	446	399
Punts-avg	1-38	4-43
Fumbles-lost	2-2	0-0
Penalties-yards	12-86	5-40

### INDIVIDUAL LEADERS

Rushing: Fletcher (W) 39-241, Burns (W) 6-45, Baldwin (D) 21-70. Passing: Bevell (W) 11-20-1-161, Fischer (D) 28-46-4-314. Receiving: Dawkins (W) 3-29, Khayat (D) 11-109, Jensen (D) 6-97.

## 1996 Copper

TUCSON, Ariz. — Freshman tailback Ron Dayne concluded his remarkable rookie season with a 246-yard, three-touchdown performance in Wisconsin's 38-10 win over Utah in the Copper Bowl.

Dayne was named the game's Most Valuable Player. He totalled 152 yards by halftime as the Badgers opened up a commanding 31-3 lead. QB Mike Samuel got the UW on the board with a 38-yard run. After Utah kicked a field goal, Dayne scored (two carries for 77 yards) to give the Badgers a 14-3 lead.

The Utes were driving again when Cyrill Weems intercepted a pass and returned it 82 yards for a TD and a 21-3 bulge. The Badgers' secondary picked off four Mike Fouts passes.

The featured matchup between Dayne and Utah's Chris Fuamatu-Ma'afala, the nation's two largest runners, never materialized. The Ute ballcarrier hurt his ankle early in the game.

Badger defensive end Tarek Saleh was game defensive MVP with six tackles, one for a loss, one pass broken up and a blocked field goal. It was the Badgers' third bowl win in four seasons.

	1	2	3	4		F
Wisconsin	14	17	0	7	—	38
Utah	3	0	0	7	—	10

TEAM STATISTICS	UW	UTAH
First downs	16	26
Rushing yards	45-349	31-103
Passes	2-6-0	27-49-4
Passing yards	16	327
Total offense	365	430
Punts-avg	2-41	2-31
Fumbles-lost	2-1	1-0
Penalties-yards	3-31	2-11

### INDIVIDUAL LEADERS

Rushing: Dayne (W) 30-246, Samuel (W) 5-44, Johnson (U) 20-88. Passing: Samuel (W) 2-6-0-16, Fouts (U) 27-49-4-327. Receiving: Hayes (W) 1-9, Keehan (U) 6-100, Dyson (U) 6-95.

## 1998 Outback

TAMPA, Fla. — A potent offense and suffocating defense were on display in Georgia's 33-6 win over the Badgers in the 1998 Outback Bowl.

Buoyed by a game MVP performance from Bulldog QB Mike Bobo (26-28 passing for 235 yards), the Bulldogs scored the game's opening 33 points. UGA completed 89.7 percent of its passes, the best-ever mark vs. a Badger defense.

A 12-yard pass from back-up quarterback Scott Kavanagh to tight end Dague Retzlaff was the Badgers' lone tally.

In a game that featured two of the nation's best runners — Wisconsin's Ron Dayne and Georgia's Robert Edwards — the Bulldog ballcarrier was the most effective. Edwards rushed for 110 yards and, more importantly, scored three TDs.

Georgia's multi-threat receiver Hines Ward caught a bowl-game record 12 passes (122 yards), threw one pass (incomplete) and rushed seven times (for eight yards).

"I don't think we played our best game," Wisconsin Coach Barry Alvarez said. "But I think Georgia had an awful lot to do with that."

	1	2	3	4		F
Wisconsin	0	0	0	6	—	6
Georgia	12	7	7	7	—	33

TEAM STATISTICS	UW	GA.
First downs	18	25
Rushing yards	29-74	41-207
Passes	14-36-2	26-29-0
Passing yards	160	235
Total offense	234	442
Punts-avg	5-44	3-36
Fumbles-lost	0-0	2-1
Penalties-yards	7-71	5-27

### INDIVIDUAL LEADERS

Rushing: McCullough (W) 4-37, Dayne (W) 14-36, Edwards (G) 22-110. Passing: Samuel (W) 8-27-2-84, Kavanagh (W) 6-9-0-76, Bobo (G) 26-28-0-235. Receiving: Hayes (W) 5-44, Chambers (W) 4-46, Ward (G) 12-122.

## 1999 Rose

PASADENA, Calif. — The 85th Rose Bowl was billed as a battle between Wisconsin's nationally rated defense and UCLA's vaunted offense. In truth, the Badgers' Ron Dayne rambled his way to four touchdowns and the UW defense got a stop in the final minute to earn a hard-fought 38-31 Rose Bowl triumph over the sixth-ranked Bruins.

UCLA's defense struggled to stop Dayne, whose 246 yards rushing were one yard shy of the game record. The Badgers mixed in some timely running (65 yards) and passing (154) from QB Mike Samuel in building a 31-21 lead in the third period.

The Bruins cut the lead to three on Jermaine Lewis' second TD and were driving again when freshman Jamar Fletcher intercepted All-American Cade McNown and returned the pick for a TD.

Once again, UCLA battled back and pulled within 38-31. The Bruins' last drive started on their 46-yard line with 1:42 left. Three incompletions by McNown set up Wendell Bryant's game-clinching sack on fourth down.

More than 55,000 Badger fans enjoyed the school's second Rose Bowl win. Dayne's record-setting performance earned him bowl MVP honors.

	1	2	3	4		F
Wisconsin	7	17	7	7	—	38
UCLA	7	14	7	3	—	31

TEAM STATISTICS	UW	UCLA
First downs	22	25
Rushing yards	48-343	38-120
Passes	9-17-0	21-36-1
Passing yards	154	418
Total offense	497	538
Punts-avg	5-41	3-47
Fumbles-lost	2-1	1-1
Penalties-yards	7-45	9-94

### INDIVIDUAL LEADERS

Rushing: Dayne (W) 27-246, Samuel (W) 13-65, Lewis (UCLA) 10-50, Foster (UCLA) 10-38. Passing: Samuel (W) 9-17-0-154, McNown (UCLA) 19-34-1-340. Receiving: Davis (W) 3-57, Sigmund (W) 2-38, Farmer (UCLA) 7-142, Price (UCLA) 3-102, Melsby (UCLA) 3-66.

## 2000 Rose

PASADENA, Calif. — In what was supposed to be a battle of high-powered offenses, the 86th Rose Bowl game between Wisconsin and Stanford ended up a defensive struggle.

The Badgers, getting a boost from Heisman Trophy winner Ron Dayne, rallied in the second half for a 17-9 win over the Cardinal. In the process, Wisconsin became the first Big Ten school in history to win the Rose Bowl in back-to-back seasons.

Dayne, whose 64-yard run on the second play of the second half energized the Big Ten champs, gained game MVP honors for the second year in a row. Dayne's stats in his final game as a Badger included 200 yards on 34 carries.

The Badger defense bottled up Stanford's running attack all game and limited the Cardinal to minus five yards rushing (tied for the second-best mark in school history). QB Todd Husak threw for 258 yards, but UW's defense dictated the action for most of the game.

Wisconsin had a 17-9 lead in the second half on TD runs by Dayne and Brooks Bollinger, but it took another defensive stand to clinch the win. Stanford's final drive ended when Husak was sacked on fourth down with just over a minute left.

	1	2	3	4		F
Stanford	0	9	0	0	—	9
Wisconsin	0	3	7	7	—	17

TEAM STATISTICS	UW	STAN.
First downs	16	14
Rushing yards	53-226	27-(-5)
Passes	7-14-0	18-35-0
Passing yards	105	264
Total offense	331	259
Punts-avg	8-43	8-38
Fumbles-lost	0-0	2-0
Penalties-yards	8-72	7-50

### INDIVIDUAL LEADERS

Rushing: Dayne (W) 34-200, Kuhns (W) 2-10, Bollinger (W) 12-9, Wire (S) 5-6. Passing: Bollinger (W) 7-14-0-105, Husak (S) 17-34-0-258. Receiving: Chambers (W) 5-76, Sigmund (W) 2-29, Pitts (S) 6-81, Usa (S) 3-60, Walters (S) 3-52, Davis (S) 3-44.

## 2000 Sun

EL PASO, Texas. — A furious second-half comeback — including big plays on special teams, a turnover from the defense and a balanced offense — contributed to Wisconsin's 21-20 victory over UCLA in the 2000 Sun Bowl.

After falling behind 20-7 with a little more than one-and-a-half quarters left, Michael Bennett turned the momentum with a 54-yard kickoff return. Brooks Bollinger's three-yard TD pass to Chris Chambers brought the Badgers to within 20-14.

On UCLA's next drive, Ben Herbert made a key fourth-down stop on a fake field goal by the Bruins. The Badgers took over on their own 30-yard line and drove for the tying score, a six-yard run by Bennett. Vitaly Pisetsky's conversion was the winning point. The game was far from over.

UCLA had three more possessions, but the Badgers held each time and wrapped up the victory with Jamar Fletcher's interception in the final minute.

Bennett was named Special Teams MVP, while UCLA's Freddie Mitchell (9-180) was the game MVP.

Besides Bennett's TD run and Chambers' scoring catch, the Badgers got their other points from Lee Evans (54-yard catch). It was the Badgers' third bowl win over UCLA since 1994.

	1	2	3	4	F
UCLA	10	7	3	0	— 20
Wisconsin	7	0	7	7	— 21

TEAM STATISTICS	UCLA	UW
First downs	20	18
Rushing yards	37-114	43-168
Passes	20-33-1	10-19-1
Passing yards	282	139
Total offense	396	307
Punts-avg	3-46	5-37
Fumbles-lost	0-0	0-0
Penalties-yards	8-71	4-29

### INDIVIDUAL LEADERS

Rushing: Bennett (W) 16-83, Bollinger (W) 16-55, Foster (UCLA) 26-107. Passing: Bollinger (W) 9-17-0-116, Sorgi (W) 1-2-1-23, McEwan (UCLA) 12-18-1-135, Paus (UCLA) 8-15-0-147. Receiving: Chambers (W) 5-39, Evans (W) 3-86, Mitchell (UCLA) 9-180, Poli-Dixon (UCLA) 7-50.

## 2002 Alamo

SAN ANTONIO, Texas — Wisconsin continued its remarkable run of success in bowl games, stunning 14th-ranked Colorado with a come-from-behind 31-28 overtime victory in the Alamo Bowl presented by MasterCard at the Alamodome.

It was the Badgers' seventh bowl win in eight tries.

Mike Allen booted a 37-yard field goal on Wisconsin's first possession of overtime to give the UW the victory. Colorado's Pat Brougham had missed a 45-yard field goal attempt on the Buffaloes' first OT possession.

Brooks Bollinger drove the Badgers 80 yards in 10 plays and capped the march with a 1-yard touchdown run with 51 seconds left in regulation to send the game to overtime. During the final regulation drive, the Badgers converted twice on fourth down.

Wisconsin overcame four turnovers by limiting the high-powered Colorado running game to just 123 yards rushing and 200 yards in total offense. Buffs running back Chris Brown, the nation's third-leading rusher, was held to 97 yards on 28 carries.


The Badgers accumulated 356 yards of total offense, including 99 yards rushing from Davis and 82 on the ground from Bollinger. Bollinger was 12-24 passing for 163 yards and two scores.

	1	2	3	4	OT	F
Colorado	14	0	14	0	0	28
Wisconsin	7	14	0	7	3	31


TEAM STATISTICS	COLO.	UW
First downs	13	21
Rushing yards	44-123	51-193
Passes	9-18-3	12-24-1
Passing yards	77	163
Total offense	200	356
Punts-avg	6-41	5-36
Fumbles-lost	1-0	3-3
Penalties-yards	9-71	6-64

### INDIVIDUAL LEADERS

Rushing: A. Davis (W) 25-99, Bollinger (W) 20-82, Brown (C) 28-97. Passing: Bollinger (W) 12-24-1-163, Hodge (C) 6-13-3-62. Receiving: B. Williams (W) 5-83, Charles (W) 5-67, Hackett (C) 3-30.



Brooks Bollinger's late-game heroics keyed the Badgers' 31-28 victory over Colorado in the 2002 Alamo Bowl.



Michael Bennett's 54-yard kickoff return in the Sun Bowl helped the Badgers earn a 21-20 comeback win over UCLA in 2000.

## ALL-TIME SCORES

## ■ 1889 [0-2]

Coach: Alvin Kletsch

Date	Opponent	Rank	Score
N 23	*Calumet Club <sup>1</sup>	--/--	L 0-27
D 14	Beloit	--/--	L 0-4

## ■ 1890 [1-3]

Coach: Ted Mestre

Date	Opponent	Rank	Score
N 1	*UW-Whitewater	--/--	W 106-0
N 15	Minnesota	--/--	L 0-63
N 22	*Lake Forest	--/--	L 6-16
N 26	*Northwestern <sup>1</sup>	--/--	L 10-22

## ■ 1891 [3-1-1]

Coach: Herb Alward

Date	Opponent	Rank	Score
O 17	Beloit	--/--	W 40-4
O 24	Minnesota	--/--	L 12-26
O 31	*Northwestern <sup>1</sup>	--/--	T 0-0
N 14	*Lake Forest	--/--	W 6-4
N 29	*Northwestern <sup>1</sup>	--/--	W 40-0

## ■ 1892 [4-3]

Coach: Frank Crawford

Date	Opponent	Rank	Score
O 1	*Beloit	--/--	W 32-4
O 15	*Michigan	--/--	L 6-10
O 19	Purdue	--/--	L 4-32
O 22	*Lake Forest <sup>1</sup>	--/--	W 10-6
O 29	*Minnesota	--/--	L 4-32
N 19	Northwestern	--/--	W 26-6
N 24	*Northwestern <sup>1</sup>	--/--	W 20-6

## ■ 1893 [4-2]

Coach: Parke Davis

Date	Opponent	Rank	Score
O 14	*Chicago AA <sup>1</sup>	--/--	L 0-22
O 21	*Lake Forest	--/--	W 24-0
O 28	*Beloit	--/--	W 18-0
N 4	Michigan	--/--	W 34-18
N 11	Minnesota	--/--	L 0-40
N 16	*Purdue	--/--	W 36-30

## ■ 1894 [5-2]

Coach: H.O. Stickney

Date	Opponent	Rank	Score
O 6	*Chicago AA	--/--	W 22-4
O 15	Purdue	--/--	L forfeit
O 20	Chicago	--/--	W 30-0
O 27	Chicago AA	--/--	L 4-16
O 29	*Iowa	--/--	W 44-0
N 3	Beloit	--/--	W 46-0
N 17	*Minnesota	--/--	W 6-0

## ■ 1895 [5-2-1]

Coach: H.O. Stickney

Date	Opponent	Rank	Score
S 21	*Northwestern <sup>1</sup>	--/--	W 12-6
S 30	*Iowa State	--/--	W 28-6
O 5	*Armour	--/--	W 32-4

O 12	*Lake Forest	--/--	W 26-5
O 19	*Grinnell	--/--	W 14-4
O 26	*Illinois	--/--	T 10-10
N 2	Chicago	--/--	L 12-22
N 16	Minnesota	--/--	L 10-14

## ■ 1896 [7-1-1]

Coach: Phil King

Date	Opponent	Rank	Score
O 10	*Lake Forest	--/--	W 34-0
O 14	*Madison HS	--/--	W 18-0
O 17	*Rush Medical	--/--	W 50-0
O 24	*Grinnell	--/--	W 54-6
O 31	Beloit	--/--	W 6-0
N 7	*Chicago	--/--	W 24-0
N 21	*Minnesota	--/--	W 6-0
N 26	Northwestern	--/--	T 6-6
D 19	Carlisle Indians <sup>3</sup>	--/--	L 8-18

## ■ 1897 [9-1]

Coach: Phil King

Date	Opponent	Rank	Score
O 2	*Lake Forest	--/--	W 30-0
O 6	*Madison HS	--/--	W 8-0
O 9	*Rush Medical	--/--	W 28-0
O 16	*UW-Platteville	--/--	W 20-0
O 23	*Madison HS	--/--	W 29-0
O 30	Minnesota	--/--	W 39-0
N 6	*Beloit	--/--	W 11-0
N 13	Chicago	--/--	W 25-8
N 20	*UW Alumni	--/--	L 0-6
N 25	Northwestern	--/--	W 22-0

## ■ 1898 [9-1]

Coach: Phil King

Date	Opponent	Rank	Score
O 1	*Ripon	--/--	W 52-0
O 5	*Madison HS	--/--	W 21-0
O 8	*Dixon	--/--	W 76-0
O 15	*Rush Medical	--/--	W 42-0
O 22	*Beloit <sup>1</sup>	--/--	W 17-0
O 29	*Minnesota	--/--	W 29-0
N 5	*UW Alumni	--/--	W 12-11
N 12	Chicago	--/--	L 0-6
N 19	*UW-Whitewater	--/--	W 22-0
N 24	Northwestern	--/--	W 27-0

## ■ 1899 [9-2]

Coach: Phil King

Date	Opponent	Rank	Score
S 30	*Lake Forest	--/--	W 45-0
O 6	*Beloit <sup>1</sup>	--/--	W 36-0
O 14	*Northwestern	--/--	W 38-0
O 21	Yale	--/--	L 0-6
O 28	*Rush Medical	--/--	W 17-0
N 4	*UW Alumni	--/--	W 17-5
N 11	*Illinois	--/--	W 23-0
N 18	Minnesota	--/--	W 19-0
N 25	*Lawrence	--/--	W 58-0
N 30	Michigan <sup>2</sup>	--/--	W 17-5
D 9	*Chicago	--/--	L 0-17

## ■ 1900 [8-1]

Coach: Phil King

Date	Opponent	Rank	Score
S 29	*Ripon	--/--	W 50-0
O 6	*Chicago P&S	--/--	W 5-0
O 13	*Beloit <sup>1</sup>	--/--	W 11-0
O 20	*Upper Iowa	--/--	W 64-0
O 27	*Grinnell	--/--	W 45-0
N 3	Minnesota	--/--	L 5-6
N 10	*Notre Dame	--/--	W 54-0
N 17	Chicago	--/--	W 39-5
N 24	*Illinois	--/--	W 27-0

## ■ 1901 [9-0]

Coach: Phil King

Date	Opponent	Rank	Score
S 28	*Milw. Medical	--/--	W 26-0
O 5	*Hyde Park HS	--/--	W 62-0
O 12	*Beloit <sup>1</sup>	--/--	W 40-0
O 19	*Knox	--/--	W 23-5
O 26	*Kansas	--/--	W 50-0
N 2	*Nebraska <sup>1</sup>	--/--	W 18-0
N 9	*Iowa State	--/--	W 45-0
N 16	Minnesota	--/--	W 18-0
N 28	Chicago	--/--	W 35-0

## ■ 1902 [6-3]

Coach: Phil King

Date	Opponent	Rank	Score
S 27	*Lawrence	--/--	W 11-0
O 4	*Hyde Park HS	--/--	W 24-5
O 11	*Lawrence	--/--	W 52-0
O 18	*Beloit <sup>1</sup>	--/--	W 52-6
O 25	*Kansas	--/--	W 38-0
N 1	Michigan <sup>2</sup>	--/--	L 0-6
N 8	*Northwestern	--/--	W 51-0
N 15	Minnesota	--/--	L 0-11
N 27	Chicago	--/--	L 0-11

## ■ 1903 [6-3-1]

Coach: Art Curtis

Date	Opponent	Rank	Score
O 3	*North Central	--/--	W 28-0
O 10	*Lawrence	--/--	W 40-7
O 17	*Beloit	--/--	W 87-0
O 21	*Osteopaths	--/--	W 32-0
O 24	*Knox	--/--	W 54-6
O 31	*Chicago	--/--	L 6-15
N 7	*UW-Oshkosh	--/--	W 52-0
N 14	Michigan	--/--	L 0-16
N 21	Northwestern	--/--	T 6-6
N 26	Minnesota	--/--	L 0-17

## ■ 1904 [5-3]

Coach: Art Curtis

Date	Opponent	Rank	Score
O 1	*Fort Sheridan	--/--	W 45-0
O 8	*Marquette	--/--	W 33-0
O 15	*Notre Dame <sup>1</sup>	--/--	W 58-0
O 22	*Drake	--/--	W 82-0
O 29	*Michigan	--/--	L 0-28
N 5	*Beloit	--/--	W 36-0

N 12	Minnesota	--/--	L 0-28
N 24	Chicago	--/--	L 11-18

## ■ 1905 [8-2]

Coach: Phil King

Date	Opponent	Rank	Score
S 23	Company I <sup>4</sup>	--/--	W 16-0
S 30	*Northwestern	--/--	W 49-0
O 4	*Marquette	--/--	W 29-0
O 7	*Lawrence	--/--	W 34-0
O 14	*Notre Dame1	--/--	W 21-0
O 21	*Chicago	--/--	L 0-4
O 28	*UW Alumni	--/--	W 17-0
N 4	Minnesota	--/--	W 16-12
N 11	*Beloit	--/--	W 44-0
N 18	Michigan	--/--	L 0-12

## ■ 1906 [5-0]

Coach: Dr. C.P. Hutchins

Date	Opponent	Rank	Score
O 13	*Lawrence	--/--	W 5-0
O 20	*North Dakota	--/--	W 10-0
N 3	*Iowa	--/--	W 18-4
N 10	Illinois	--/--	W 16-6
N 17	*Purdue	--/--	W 29-5

## ■ 1907 [3-1-1]

Coach: Dr. C.P. Hutchins

Date	Opponent	Rank	Score
O 26	*Illinois	--/--	L 4-15
N 2	Iowa	--/--	W 6-5
N 9	*Indiana	--/--	W 11-8
N 16	Purdue	--/--	W 12-6
N 23	*Minnesota	--/--	T 17-17

## ■ 1908 [5-1]

Coach: Tom Barry

Date	Opponent	Rank	Score
O 10	*Lawrence	--/--	W 35-0
O 17	Indiana	--/--	W 16-0
O 24	*UW Freshmen	--/--	W 24-15
O 31	*Marquette	--/--	W 9-6
N 7	Minnesota	--/--	W 5-0
N 21	*Chicago(h)	--/--	L 12-18

## ■ 1909 [3-1-1]


Coach: Tom Barry

Date	Opponent	Rank	Score
O 9	*Lawrence	--/--	W 22-0
O 23	*Indiana	--/--	W 6-3
O 30	Northwestern	--/--	W 21-11
N 13	*Minnesota(h)	--/--	L 6-34
N 20	Chicago	--/--	T 6-6

## ■ 1910 [1-2-2]

Coach: Tom Barry

Date	Opponent	Rank	Score
O 8	*Lawrence	--/--	T 6-6
O 22	Indiana <sup>5</sup>	--/--	L 3-12
O 29	*Northwestern	--/--	T 0-0
N 12	Minnesota	--/--	L 0-28
N 19	*Chicago(h)	--/--	W 10-0



## ■ 1911 [5-1-1]

Coach: J.R. Richards

Date	Opponent	Rank	Score
O 7	*Lawrence	--/--	W 15-0
O 14	*Ripon	--/--	W 24-0
O 21	*Colorado College	--/--	W 26-0
O 28	Northwestern	--/--	W 28-3
N 4	*Iowa	--/--	W 12-0
N 18	*Minnesota(h)	--/--	T 6-6
N 25	Chicago	--/--	L 0-5

## ■ 1912 [7-0]

Coach: William Juneau

Date	Opponent	Rank	Score
O 5	*Lawrence	--/--	W 13-0
O 12	*Northwestern	--/--	W 56-0
O 19	*Purdue	--/--	W 41-0
N 2	*Chicago(h)	--/--	W 30-12
N 9	*Arkansas	--/--	W 64-7
N 16	Minnesota	--/--	W 14-0
N 23	Iowa	--/--	W 28-10

## ■ 1913 [3-3-1]

Coach: William Juneau

Date	Opponent	Rank	Score
O 4	*Lawrence	--/--	W 58-7
O 11	*Marquette	--/--	W 13-0
O 18	Purdue	--/--	T 7-7
O 25	*Michigan State	--/--	L 7-12
N 1	*Minnesota(h)	--/--	L 3-21
N 8	*Ohio State	--/--	W 12-0
N 22	Chicago	--/--	L 0-19

## ■ 1914 [4-2-1]

Coach: William Juneau

Date	Opponent	Rank	Score
O 3	*Lawrence	--/--	W 21-0
O 10	*Marquette	--/--	W 48-0
O 17	*Purdue	--/--	W 14-7
O 24	Ohio State	--/--	W 7-6
O 31	*Chicago(h)	--/--	T 0-0
N 14	Minnesota	--/--	L 3-14
N 21	*Illinois	--/--	L 9-24

## ■ 1915 [4-3]

Coach: William Juneau

Date	Opponent	Rank	Score
O 2	*Lawrence	--/--	W 82-0
O 8	*Marquette	--/--	W 85-0
O 16	Purdue	--/--	W 28-3
O 23	*Ohio State	--/--	W 21-0
O 30	Chicago	--/--	L 13-14
N 13	Illinois	--/--	L 3-17
N 20	*Minnesota(h)	--/--	L 3-20

## ■ 1916 [4-2-1]

Coach: Paul Withington

Date	Opponent	Rank	Score
O 7	*Lawrence	--/--	W 20-0
O 14	*So. Dakota State	--/--	W 28-3
O 21	*Haskell Indians	--/--	W 13-0
O 28	*Chicago(h)	--/--	W 30-7
N 4	Ohio State	--/--	L 13-14
N 18	Minnesota	--/--	L 0-54
N 25	*Illinois	--/--	T 0-0

## ■ NIGHT GAMES

YEAR	OPPONENT		SCORE
1896	*Carlisle Indians	L	8-18
1953	at UCLA	L	0-13
	at USC	L	21-33
1958	at Miami	W	20-0
1966	at USC	L	3-38
1968	at Arizona St.	L	7-55
1972	at LSU	L	7-27
1977	at Oregon	W	22-10
1979	at San Diego St.	L	17-24
1982	Kansas State	W	14-3
1983	at Minnesota	W	56-17
1984	Kentucky	L	19-20
1985	at Minnesota	L	18-27
1986	at Hawaii	L	17-20
	at UNLV	L	7-17
	Michigan	L	17-34
1987	at Minnesota	L	19-22
1988	at Miami	L	3-23
1989	at Minnesota	L	22-24
1991	at Minnesota	L	19-26
1993	at SMU	W	24-16
	at Minnesota	L	21-28
1994	at Colorado	L	17-55
1995	Colorado	L	7-43
	at Penn State	W	17-9
	at Minnesota	W	34-27
1996	at UNLV	W	52-17
	Utah	W	38-10
	at Hawaii	W	59-10
1997	at Northwestern	W	26-25
1998	at San Diego St.	W	26-14
	Purdue	W	31-24
2000	Western Mich.	W	19-7
	at Hawaii	W	34-18
2001	at Oregon	L	28-31
2002	Fresno State	W	23-21
	at UNLV	W	27-7
	at Michigan State	W	42-24
	**vs. Colorado	W	31-28 OT

\* -- played at Chicago Coliseum

\*\* -- played at Alamodome, San Antonio, Texas

**1917 (4-2-1)**

Coach: J.R. Richards

Date	Opponent	Rank	Score
O 6	*Beloit	--/--	W 34-0
O 13	*Notre Dame	--/--	T 0-0
O 20	Illinois	--/--	L 0-7
O 27	*Iowa	--/--	W 20-0
N 3	*Minnesota(h)	--/--	W 10-7
N 10	*Ohio State	--/--	L 3-16
N 24	Chicago	--/--	W 18-0

**1918 (3-3)**

Coach: Guy Lowman

Date	Opponent	Rank	Score
O 26	*Camp Grant	--/--	L 0-7
N 2	*Beloit	--/--	W 21-0
N 9	*Illinois(h)	--/--	L 0-22
N 16	Minnesota	--/--	L 0-6
N 23	Ohio State	--/--	W 14-3
N 28	*Michigan State	--/--	W 7-6

**1919 (5-2)**

Coach: J.R. Richards

Date	Opponent	Rank	Score
O 4	*Ripon	--/--	W 37-0
O 11	*Marquette	--/--	W 13-0
O 18	Northwestern	--/--	W 10-6
O 25	Illinois	--/--	W 14-10
N 1	*Minnesota(h)	--/--	L 7-19
N 15	*Ohio State	--/--	L 0-3
N 22	Chicago	--/--	W 10-3

**1920 (6-1)**

Coach: J.R. Richards

Date	Opponent	Rank	Score
O 2	*Lawrence	--/--	W 60-0
O 9	*Michigan State	--/--	W 27-0
O 16	*Northwestern	--/--	W 27-7
O 23	Ohio State	--/--	L 7-13
N 6	Minnesota	--/--	W 3-0
N 13	*Illinois(h)	--/--	W 14-9
N 20	Chicago	--/--	W 3-0

**1921 (5-1-1)**

Coach: J.R. Richards

Date	Opponent	Rank	Score
O 1	*Lawrence	--/--	W 28-0
O 8	*So. Dakota State	--/--	W 24-3
O 15	Northwestern	--/--	W 27-0
O 22	Illinois	--/--	W 20-0
O 29	*Minnesota(h)	--/--	W 35-0
N 12	*Michigan	--/--	T 7-7
N 19	Chicago	--/--	L 0-3

**1922 (4-2-1)**

Coach: J.R. Richards

Date	Opponent	Rank	Score
O 7	*Carleton	--/--	W 41-0
O 14	*So. Dakota State	--/--	W 20-6
O 21	*Indiana	--/--	W 20-0
N 4	Minnesota	--/--	W 14-0
N 11	*Illinois(h)	--/--	L 0-3
N 18	Michigan	--/--	L 6-13
N 25	Chicago	--/--	T 0-0

**1923 (3-3-1)**

Coach: Jack Ryan

Date	Opponent	Rank	Score
O 6	*Coe	--/--	W 7-3
O 13	*Michigan State	--/--	W 21-0
O 20	Indiana	--/--	W 52-0
O 27	*Minnesota(h)	--/--	T 0-0
N 10	Illinois	--/--	L 0-10
N 17	*Michigan	--/--	L 3-6
N 24	Chicago	--/--	L 6-13

**1924 (2-3-3)**

Coach: Jack Ryan

Date	Opponent	Rank	Score
S 27	*No. Dakota State	--/--	W 25-0
O 4	*Iowa State	--/--	W 17-0
O 11	*Coe	--/--	T 7-7
O 18	*Minnesota	--/--	T 7-7
O 25	Michigan	--/--	L 0-21
N 8	*Notre Dame	--/--	L 3-38
N 15	*Iowa(h)	--/--	L 7-21
N 22	Chicago	--/--	T 0-0

**1925 (6-1-1)**

Coach: George Little

Date	Opponent	Rank	Score
O 3	*Iowa State	--/--	W 30-0
O 10	*Franklin	--/--	W 35-0
O 17	*Michigan(h)	--/--	L 0-21
O 24	*Purdue	--/--	W 7-0
O 31	Minnesota	--/--	T 12-12
N 7	Iowa	--/--	W 6-0
N 14	*Michigan State	--/--	W 21-10
N 21	Chicago	--/--	W 20-7

**1926 (5-2-1)**

Coach: George Little

Date	Opponent	Rank	Score
O 2	*Cornell	--/--	W 38-0
O 9	*Kansas	--/--	W 13-0
O 16	Purdue	--/--	T 0-0
O 23	*Indiana	--/--	W 27-2
O 30	*Minnesota	--/--	L 10-16
N 6	Michigan	--/--	L 0-37
N 13	*Iowa(h)	--/--	W 20-10
N 20	Chicago	--/--	W 14-7

**1927 (4-4)**

Coach: Glenn Thistlethwaite

Date	Opponent	Rank	Score
O 1	*Cornell	--/--	W 31-6
O 8	Kansas	--/--	W 26-6
O 15	*Michigan	--/--	L 0-14
O 22	*Purdue	--/--	W 12-6
O 29	Minnesota	--/--	L 7-13
N 5	*Grinnell	--/--	W 20-2
N 12	*Iowa(h)	--/--	L 0-16
N 19	Chicago	--/--	L 0-6

**1928 (7-1-1)**

Coach: Glenn Thistlethwaite

Date	Opponent	Rank	Score
O 6	*Notre Dame	--/--	W 22-6
O 13	*Cornell	--/--	W 49-0
O 13	*No. Dakota State	--/--	W 13-7

O 20	Purdue	--/--	T 19-19
O 27	Michigan	--/--	W 7-0
N 3	*Alabama	--/--	W 15-0
N 10	*Chicago(h)	--/--	W 25-0
N 17	Iowa	--/--	W 13-0
N 24	*Minnesota	--/--	L 0-6

**1929 (4-5)**

Coach: Glenn Thistlethwaite

Date	Opponent	Rank	Score
S 28	*Ripon	--/--	W 22-0
S 28	*So. Dakota State	--/--	W 21-0
O 5	*Colgate	--/--	W 13-6
O 12	*Northwestern	--/--	L 0-7
O 19	Notre Dame <sup>2</sup>	--/--	L 0-19
O 26	*Iowa	--/--	L 0-14
N 2	*Purdue(h)	--/--	L 0-13
N 9	Chicago	--/--	W 20-6
N 23	Minnesota	--/--	L 12-13

**1930 (6-2-1)**

Coach: Glenn Thistlethwaite

Date	Opponent	Rank	Score
O 4	*Lawrence	--/--	W 53-6
O 4	*Carleton	--/--	W 28-0
O 11	*Chicago	--/--	W 34-0
O 18	*Pennsylvania(h)	--/--	W 27-0
O 25	Purdue	--/--	L 6-7
N 1	Ohio State	--/--	T 0-0
N 8	*So. Dakota State	--/--	W 58-7
N 15	Northwestern	--/--	L 7-20
N 22	*Minnesota	--/--	W 14-0

**1931 (5-4-1)**

Coach: Glenn Thistlethwaite

Date	Opponent	Rank	Score
O 3	*Bradley	--/--	W 33-6
O 3	*No. Dakota State	--/--	W 12-7
O 10	*Auburn	--/--	T 7-7
O 17	*Purdue	--/--	W 21-14
O 24	Pennsylvania	--/--	L 13-27
O 31	Minnesota	--/--	L 0-14
N 7	Illinois	--/--	W 7-6
N 14	*Ohio State(h)	--/--	L 0-6
N 21	Chicago	--/--	W 12-7
N 28	Michigan	--/--	L 0-16

**1932 (6-1-1)**

Coach: Clarence Spears

Date	Opponent	Rank	Score
O 1	*Marquette	--/--	W 7-2
O 8	*Iowa	--/--	W 34-0
O 15	Purdue	--/--	L 6-7
O 22	*Coe	--/--	W 39-0
O 29	Ohio State	--/--	T 7-7
N 5	*Illinois(h)	--/--	W 20-12
N 12	*Minnesota	--/--	W 20-13
N 19	Chicago	--/--	W 18-7

**1933 (2-5-1)**

Coach: Clarence Spears

Date	Opponent	Rank	Score
O 7	*Marquette	--/--	W 19-0
O 14	Illinois	--/--	L 0-21
O 21	Iowa	--/--	L 7-26
O 28	*Purdue(h)	--/--	L 0-14

N 4	Chicago	--/--	T 0-0
N 11	*West Virginia	--/--	W 25-6
N 18	*Ohio State	--/--	L 0-6
N 25	Minnesota	--/--	L 3-6

### 1934 [4-4]

Coach: Clarence Spears

Date	Opponent	Rank	Score
O 6	*Marquette	--/--	W 3-0
O 13	*So. Dakota State	--/--	W 28-7
O 20	Purdue	--/--	L 0-14
O 27	Notre Dame	--/--	L 0-19
N 3	Northwestern	--/--	L 0-7
N 10	Michigan	--/--	W 10-0
N 17	*Illinois(h)	--/--	W 7-3
N 24	*Minnesota	--/--	L 0-34

### 1935 [1-7]

Coach: Clarence Spears

Date	Opponent	Rank	Score
S 28	*So. Dakota State	--/--	L 6-13
O 5	*Marquette	--/--	L 0-33
O 12	*Notre Dame	--/--	L 0-27
O 19	*Michigan	--/--	L 12-20
O 26	Chicago	--/--	L 7-13
N 9	*Purdue(h)	--/--	W 8-0
N 16	Northwestern	--/--	L 13-32
N 23	Minnesota	--/--	L 7-33

### 1936 [2-6]

Coach: Harry Stuhldreher

Date	Opponent	Rank	Score
S 26	*So. Dakota State	--/--	W 24-7
O 3	*Marquette	--/--	L 6-12
O 10	Purdue	--/--	L 14-35
O 17	Notre Dame	--/--	L 0-27
O 31	*Chicago(h)	--/--	L 6-7
N 7	*Northwestern	--/1	L 18-26
N 14	*Cincinnati	--/--	W 27-6
N 21	*Minnesota	--/2	L 0-24

### 1937 [4-3-1]


Coach: Harry Stuhldreher

Date	Opponent	Rank	Score
S 25	*So. Dakota State	--/--	W 32-0
O 2	*Marquette	--/--	W 12-0
O 9	Chicago	--/--	W 27-0
O 16	*Iowa(h)	--/--	W 13-6
O 23	Pittsburgh	16/3	L 0-21
O 30	*Northwestern	--/--	L 6-14
N 13	*Purdue	--/--	T 7-7
N 20	Minnesota	--/7	L 6-13

### 1938 [5-3]

Coach: Harry Stuhldreher

Date	Opponent	Rank	Score
O 1	*Marquette	--/--	W 27-0
O 8	Iowa	--/--	W 31-13
O 15	*Pittsburgh	--/--	L 6-26
O 22	Purdue	--/--	L 7-13
O 29	*Indiana(h)	--/--	W 6-0
N 5	Northwestern	--/7	W 20-13
N 12	UCLA	15/--	W 14-7
N 19	*Minnesota	12/--	L 0-21



The 1951 "Hard Rocks" defense led the nation in both total (154.8 ypg) and scoring defense (6.6 ppg). The unit registered two shutouts.

### 1939 [1-6-1]

Coach: Harry Stuhldreher

Date	Opponent	Rank	Score
S 30	*Marquette	--/--	W 14-13
O 7	*Texas	--/--	L 7-17
O 14	*Indiana	--/--	L 0-14
O 21	Northwestern	--/--	L 7-13
O 28	*Iowa	--/--	L 13-19
N 4	Illinois	--/--	L 0-7
N 18	*Purdue(h)	--/--	T 7-7
N 25	Minnesota	--/--	L 6-23

### 1940 [4-4]

Coach: Harry Stuhldreher

Date	Opponent	Rank	Score
O 5	*Marquette	--/--	W 33-19
O 12	Iowa	--/--	L 12-30
O 19	*Northwestern	--/4	L 7-27
O 26	Purdue	--/--	W 14-13
N 2	*Illinois(h)	--/--	W 13-6
N 9	Columbia	--/--	L 6-7
N 16	*Indiana	--/--	W 27-10
N 23	*Minnesota	--/1	L 13-22

### 1941 [3-5]

Coach: Harry Stuhldreher

Date	Opponent	Rank	Score
O 4	*Marquette	--/--	L 7-28
O 11	Northwestern	--/--	L 14-41
O 18	*Iowa	--/--	W 23-0
O 25	*Indiana(h)	--/--	W 27-25
N 1	*Syracuse	--/--	L 20-27
N 8	Ohio State	--/20	L 34-46
N 15	*Purdue	--/--	W 13-0
N 22	Minnesota	--/1	L 6-41

### 1942 [8-1-1]

Coach: Harry Stuhldreher

Date	Opponent	Rank	Score
S 19	*Camp Grant	--/--	W 7-0
S 26	*Notre Dame	--/--	T 7-7
O 3	*Marquette	--/--	W 35-7
O 10	*Missouri	--/--	W 17-9
O 17	Great Lakes <sup>2</sup>	7/--	W 13-7
O 24	Purdue	7/--	W 13-0

O 31	*Ohio State(h)	6/1	W 17-7
N 7	Iowa	2/--	L 0-6
N 14	Northwestern	7/--	W 20-19
N 21	*Minnesota	7/--	W 20-6

### 1943 [1-9]

Coach: Harry Stuhldreher

Date	Opponent	Rank	Score
S 18	*Marquette	--/--	L 7-33
S 25	Camp Grant <sup>6</sup>	--/--	L 7-10
O 2	Iowa	--/--	W 7-5
O 9	*Illinois	--/--	L 7-25
O 16	*Notre Dame	--/1	L 0-50
O 23	Indiana	--/--	L 0-34
O 30	*Purdue	--/4	L 0-32
N 6	*Northwestern(h)	--/12	L 0-41
N 13	Michigan	--/4	L 0-27
N 20	Minnesota	--/--	L 13-25

### 1944 [3-6]

Coach: Harry Stuhldreher

Date	Opponent	Rank	Score
S 30	Northwestern	--/--	W 7-6
O 7	*Marquette	--/--	W 21-2
O 14	*Ohio State(h)	19/8	L 7-20
O 21	Notre Dame	--/1	L 13-28
O 28	*Great Lakes	--/16	L 12-40
N 4	Purdue	--/--	L 0-35
N 11	*Iowa	--/--	W 26-7
N 18	Michigan	--/5	L 0-14
N 25	*Minnesota	--/--	L 26-28

### 1945 [3-4-2]

Coach: Harry Stuhldreher

Date	Opponent	Rank	Score
S 22	Great Lakes	--/--	T 0-0
S 29	*Marquette	--/--	W 40-13
O 6	*Purdue	--/--	L 7-13
O 13	Ohio State	--/4	L 0-12
O 20	*Illinois	--/--	T 7-7
N 3	Iowa	--/--	W 27-7
N 10	*Northwestern(h)	--/--	L 14-28
N 17	Navy <sup>7</sup>	--/2	L 7-36
N 24	Minnesota	--/--	W 26-12

**1946 [4-5]**

Coach: Harry Stuhldreher

Date	Opponent	Rank	Score	Crowd
S 21	*Marquette	--/--	W 34-0	45,000c
S 28	California	--/--	W 28-7	50,000
O 5	Northwestern	--/--	L 0-28	45,000
O 12	*Ohio State	--/14	W 20-7	45,000c
O 19	Illinois	20/--	L 21-27	62,597
N 2	Purdue	18/--	W 24-20	32,000
N 9	*Iowa(h)	15/--	L 7-21	45,000c
N 16	Michigan	--/10	L 6-28	63,415
N 23	*Minnesota	--/--	L 0-6	45,000

**1947 [5-3-1]**

Coach: Harry Stuhldreher

Date	Opponent	Rank	Score	Crowd
S 27	*Purdue	--/--	W 32-14	41,000
O 4	Indiana	--/--	T 7-7	30,000
O 11	*California	--/8	L 7-48	45,000c
O 18	Yale	--/12	W 9-0	65,000
O 25	*Marquette	--/--	W 35-12	45,000c
N 1	Northwestern	--/--	W 29-0	43,000
N 8	*Iowa(h)	19/--	W 46-14	45,000c
N 15	*Michigan	9/2	L 6-40	45,000c
N 22	Minnesota	--/--	L 0-21	63,862

**1948 [2-7]**

Coach: Harry Stuhldreher

Date	Opponent	Rank	Score	Crowd
S 25	*Indiana	--/--	L 7-35	40,000
O 2	*Illinois	--/--	W 20-16	45,000c
O 9	California	--/9	L 14-40	66,000
O 16	*Yale	--/--	L 7-17	45,000c
O 23	Ohio State	--/--	L 32-34	77,200
O 30	Iowa	--/--	L 13-19	38,000
N 6	*Northwestern(h)	--/10	L 7-16	45,000c
N 13	*Marquette	--/--	W 26-0	45,000c
N 20	*Minnesota	--/15	L 0-16	45,000c

**1949 [5-3-1]**

Coach: Ivy Williamson

Date	Opponent	Rank	Score	Crowd
S 24	*Marquette	--/--	W 41-0	42,000
O 1	Illinois	--/--	T 13-13	32,332
O 8	*California	--/10	L 20-35	44,000
O 15	*Navy	--/18	W 48-13	45,000c
O 22	*Ohio State	--/--	L 0-21	45,000c
O 29	Indiana	--/--	W 30-14	30,000
N 5	Northwestern	--/--	W 14-6	51,000
N 12	*Iowa(h)	--/--	W 35-13	45,000c
N 19	Minnesota	--/--	L 6-14	64,110

**1950 [6-3]**

Coach: Ivy Williamson

Date	Opponent	Rank	Score	Crowd
S 30	*Marquette	--/--	W 28-6	45,000c
O 7	Illinois	--/15	W 7-6	54,230
O 14	Iowa	15/--	W 14-0	46,333
O 21	Michigan	16/--	L 13-26	91,202
O 28	*Northwestern	--/9	W 14-13	45,000c
N 4	*Purdue(h)	20/--	W 33-7	45,000c
N 11	Ohio State	15/2	L 14-19	81,535
N 18	Pennsylvania	15/20	L 0-20	60,000
N 25	*Minnesota	--/--	W 14-0	45,000c

**1951 [7-1-1]**

Coach: Ivy Williamson

Date	Opponent	Rank	Score	Crowd
S 29	*Marquette	15/--	W 22-6	45,450
O 6	Illinois	--/8	L 10-14	56,207
O 13	*Ohio State	--/9	T 6-6	51,156c
O 20	Purdue	--/--	W 31-7	40,000
O 27	Northwestern	14/13	W 41-0	50,000
N 3	*Indiana(h)	10/--	W 6-0	51,118c
N 10	*Pennsylvania	9/--	W 16-7	43,243
N 17	*Iowa	8/--	W 34-7	39,788
N 24	Minnesota	8/--	W 30-6	52,177

**1952 [6-3-1]**

Coach: Ivy Williamson

Date	Opponent	Rank	Score	Crowd
S 27	*Marquette	7/--	W 42-19	51,303c
O 4	*Illinois	8/2	W 20-6	52,071c
O 11	Ohio State	1/--	L 14-23	80,345
O 18	Iowa	12/--	W 42-13	45,050
O 25	*UCLA	10/8	L 7-20	52,131c
N 1	Rice	18/--	W 21-7	36,000
N 8	*Northwestern(h)	18/--	W 24-20	52,131c
N 15	Indiana	15/--	W 37-14	22,000
N 22	*Minnesota	13/--	T 21-21	52,131c
J 1	USC*	11/5	L 0-7	101,500

**1953 [6-2-1]**

Coach: Ivy Williamson

Date	Opponent	Rank	Score	Crowd
S 26	*Penn State	--/--	W 20-0	48,374
O 3	*Marquette	16/--	W 13-11	51,363
O 9	UCLA	--/6	L 0-13	52,887
O 17	Purdue	--/--	W 28-19	36,500
O 24	*Ohio State	--/--	L 19-20	52,819c
O 31	*Iowa(h)	--/--	W 10-6	52,819c
N 7	Northwestern	--/--	W 34-13	40,000
N 14	*Illinois	--/3	W 34-7	52,887c
N 21	Minnesota	8/--	T 21-21	61,154

**1954 [7-2]**

Coach: Ivy Williamson

Date	Opponent	Rank	Score	Crowd
S 25	*Marquette	10/--	W 52-14	52,819c
O 2	Michigan State	5/--	W 6-0	51,194
O 9	*Rice	3/11	W 13-7	52,819c
O 16	*Purdue	2/5	W 20-6	52,819c
O 23	Ohio State	2/4	L 14-31	82,636
O 30	Iowa	8/--	L 7-13	52,185
N 6	*Northwestern(h)	16/--	W 34-13	53,131c
N 13	Illinois	14/--	W 27-14	71,119
N 20	*Minnesota	17/10	W 27-0	53,131c

**1955 [4-5]**

Coach: Ivy Williamson

Date	Opponent	Rank	Score	Crowd
S 24	*Marquette	--/--	W 28-14	53,359c
O 1	*Iowa	17/14	W 37-14	53,509c
O 8	Purdue	9/17	W 9-0	45,000
O 14	USC	6/16	L 21-33	75,162
O 22	*Ohio State	15/--	L 16-26	53,539c
O 29	*Michigan State(h)	--/5	L 0-27	53,529c
N 5	Northwestern	--/--	W 41-14	40,000
N 12	*Illinois	--/16	L 14-17	53,529c
N 19	Minnesota	--/--	L 6-21	62,714

**1956 (1-5-3)**

Coach: Milt Bruhn

Date	Opponent	Rank	Score	Crowd
S 29	*Marquette	--/--	W 41-0	52,700
O 6	*USC	--/10	L 6-13	52,979c
O 13	Iowa	--/--	L 7-13	53,273
O 20	*Purdue	--/17	T 6-6	53,044c
O 27	Ohio State	--/9	L 0-21	82,661
N 3	Michigan State	--/4	L 0-33	53,647
N 10	*Northwestern(h)	--/--	L 7-17	54,645c
N 17	Illinois	--/--	T 13-13	52,858
N 24	*Minnesota	--/7	T 13-13	54,149

**1957 (6-3)**

Coach: Milt Bruhn

Date	Opponent	Rank	Score	Crowd
S 28	*Marquette	--/--	W 60-6	52,700
O 5	*West Virginia	--/--	W 45-13	38,889
O 12	Purdue	16/--	W 23-14	40,507
O 19	Iowa	13/6	L 7-21	58,147
O 26	*Ohio State	--/12	L 13-16	51,051
N 2	*Michigan State	--/6	L 7-21	49,826
N 9	Northwestern	--/--	W 41-12	32,250
N 16	*Illinois(h)	--/15	W 24-13	52,384
N 23	Minnesota	18/--	W 14-6	62,939

**1958 (7-1-1)**

Coach: Milt Bruhn

Date	Opponent	Rank	Score	Crowd
S 26	Miami, Fla.	14/15	W 20-0	62,084
O 4	*Marquette	9/--	W 50-0	42,513
O 11	*Purdue	6/13	W 31-6	51,028
O 18	*Iowa	4/13	L 9-20	65,241c
O 25	Ohio State	13/2	T 7-7	83,142
N 1	Michigan State	8/--	W 9-7	71,040
N 8	*Northwestern(h)	7/4	W 17-13	62,964
N 15	Illinois	5/--	W 31-12	45,937
N 22	*Minnesota	5/--	W 27-12	54,517

**1959 (7-3)**

Coach: Milt Bruhn

Date	Opponent	Rank	Score	Crowd
S 26	*Stanford	8/--	W 16-14	41,892
O 3	*Marquette	12/--	W 44-6	47,970
O 10	Purdue	9/7	L 0-21	41,542
O 17	*Iowa	--/9	W 25-16	64,256c
O 24	*Ohio State	12/20	W 12-3	55,440
O 31	Michigan	10/--	W 19-10	68,063
N 7	Northwestern	9/2	W 24-19	55,282
N 14	*Illinois(h)	7/--	L 6-9	56,028
N 21	Minnesota	9/--	W 11-7	53,647
J 1	Washington*	6/8	L 8-44	100,089

**1960 (4-5)**

Coach: Milt Bruhn

Date	Opponent	Rank	Score	Crowd
S 24	Stanford	--/--	W 24-7	29,500
O 1	*Marquette	--/--	W 35-6	51,533
O 8	*Purdue	--/7	W 24-13	58,292
O 15	Iowa	12/2	L 21-28	57,000
O 22	Ohio State	11/9	L 7-34	83,244
O 29	*Michigan	--/--	W 16-13	57,629
N 5	*Northwestern(h)	--/--	L 0-21	61,730
N 12	Illinois	--/--	L 14-35	48,143
N 19	*Minnesota	--/4	L 7-26	55,576

**1961 (6-3)**

Coach: Milt Bruhn

Date	Opponent	Rank	Score	Crowd
S 23	*Utah	--/--	W 7-0	36,325
S 30	*Michigan State	--/10	L 0-20	50,584
O 7	Indiana	--/--	W 6-3	23,270
O 14	*Oregon State	--/--	W 23-20	45,274
O 21	Iowa	--/4	L 15-47	60,150
O 28	*Ohio State(h)	--/6	L 21-30	58,144
N 11	Northwestern	--/--	W 29-10	46,203
N 18	*Illinois	--/--	W 55-7	45,122
N 25	Minnesota	--/3	W 23-21	66,232

**1962 (8-2)**

Coach: Milt Bruhn

Date	Opponent	Rank	Score	Crowd
S 29	*New Mexico St.	--/--	W 69-13	40,495
O 6	*Indiana	--/--	W 30-6	41,354
O 13	*Notre Dame	--/--	W 17-8	61,098
O 20	*Iowa	10/--	W 42-14	60,297
O 27	Ohio State	5/--	L 7-14	82,540
N 3	Michigan	--/--	W 34-12	53,789
N 10	*Northwestern(h)	8/1	W 37-6	65,501c
N 17	Illinois	4/--	W 35-6	36,762
N 24	*Minnesota	3/5	W 14-9	65,514c
J 1	USC*	2/1	L 37-42	98,698

**1963 (5-4)**

Coach: Milt Bruhn

Date	Opponent	Rank	Score	Crowd
S 21	*Western Mich.	7/--	W 41-0	48,574
S 28	Notre Dame	6/--	W 14-9	56,806
O 12	*Purdue	5/--	W 38-20	61,415
O 19	Iowa	2/--	W 10-7	59,700
O 26	*Ohio State	2/--	L 10-13	65,913c
N 2	Michigan State	8/--	L 13-30	71,033
N 9	*Northwestern(h)	--/--	W 17-14	65,388c
N 16	*Illinois	--/8	L 7-17	65,418c
N 28	Minnesota	--/--	L 0-14	55,271

**1964 (3-6)**

Coach: Milt Bruhn

Date	Opponent	Rank	Score	Crowd
S 19	*Kansas State	--/--	W 17-7	46,455
S 26	*Notre Dame	--/--	L 7-31	64,398c
O 10	Purdue	--/--	L 7-28	44,396
O 17	*Iowa	--/--	W 31-21	65,713c
O 24	Ohio State	--/1	L 3-28	84,365
O 31	*Michigan St.(h)	--/--	L 6-22	65,728c
N 7	Northwestern	--/--	L 13-17	51,028
N 14	Illinois	--/--	L 0-29	55,077
N 21	*Minnesota	--/--	W 14-7	61,306

**1965 (2-7-1)**

Coach: Milt Bruhn

Date	Opponent	Rank	Score	Crowd
S 18	*Colorado	--/--	T 0-0	45,914
S 25	*USC	--/--	L 6-26	52,706
O 2	*Iowa	--/--	W 16-13	63,058
O 9	Nebraska	--/2	L 0-37	53,810
O 16	Northwestern	--/--	W 21-7	44,444
O 23	*Ohio State(h)	--/--	L 10-20	65,269c
O 30	Michigan	--/--	L 14-50	66,907
N 6	Purdue	--/--	L 7-45	48,369
N 13	*Illinois	--/--	L 0-51	55,192
N 20	Minnesota	--/--	L 7-42	50,624

**1966 (3-6-1)**

Coach: Milt Bruhn

Date	Opponent	Rank	Score	Crowd
S 14	*Iowa State	--/--	W 20-10	51,051
S 24	USC	--/5	L 3-38	52,235
O 1	Iowa	--/--	W 7-0	52,787
O 8	*Nebraska	--/--	L 3-31	52,428
O 15	*Northwestern	--/--	T 3-3	53,163
O 22	Ohio State	--/--	L 13-24	84,256
O 29	*Michigan	--/--	L 17-28	51,816
N 5	*Purdue(h)	--/--	L 0-23	56,475
N 12	Illinois	--/--	L 14-49	53,645
N 19	*Minnesota	--/--	W 7-6	45,373

**1967 (0-9-1)**

Coach: John Coatta

Date	Opponent	Rank	Score	Crowd
S 23	Washington	--/--	L 0-17	54,500
S 30	*Arizona State	--/--	L 16-42	49,327
O 7	Michigan State	--/--	L 7-35	68,516
O 14	*Pittsburgh	--/--	L 11-13	46,995
O 21	*Iowa	--/--	T 21-21	59,512
O 28	*Northwestern(h)	--/--	L 13-17	61,918
N 4	Indiana	--/7	L 9-14	46,910
N 11	Ohio State	--/--	L 15-17	65,470
N 18	*Michigan	--/--	L 14-27	44,721
N 25	Minnesota	--/--	L 14-21	47,133

**1968 (0-10)**

Coach: John Coatta

Date	Opponent	Rank	Score	Crowd
S 21	Arizona State	--/--	L 7-55	43,317
S 28	*Washington	--/--	L 17-21	42,965
O 5	*Michigan State	--/19	L 0-39	49,067
O 12	*Utah State	--/--	L 0-20	37,469
O 19	Iowa	--/--	L 0-41	45,651
O 26	Northwestern	--/--	L 10-13	33,133
N 2	*Indiana(h)	--/--	L 20-21	51,666
N 9	*Ohio State	--/2	L 8-43	40,972
N 16	Michigan	--/4	L 9-34	51,117
N 23	*Minnesota	--/--	L 15-23	39,214

**1969 (3-7)**


Coach: John Coatta

Date	Opponent	Rank	Score	Crowd
S 20	*Oklahoma	--/6	L 21-48	43,633
S 27	*UCLA	--/14	L 23-34	49,243
O 4	*Syracuse	--/--	L 7-43	45,540
O 11	*Iowa	--/--	W 23-17	53,714
O 18	Northwestern	--/--	L 7-27	34,374
O 25	*Indiana(h)	--/--	W 36-34	58,636
N 1	Michigan	--/20	L 7-35	60,438
N 8	Ohio State	--/1	L 7-62	86,519
N 15	*Illinois	--/--	W 55-14	42,624
N 22	Minnesota	--/--	L 10-35	40,458

**1970 (4-5-1)**

Coach: John Jardine

Date	Opponent	Rank	Score	Crowd
S 19	Oklahoma	--/18	L 7-21	58,100
S 26	*TCU	--/--	T 14-14	61,538
O 3	*Penn State	--/16	W 29-16	55,204
O 10	Iowa	--/--	L 14-24	53,622
O 17	*Northwestern	--/--	L 14-24	65,278
O 24	Indiana	--/--	W 30-12	48,643
O 31	*Michigan(h)	--/5	L 15-29	72,389
N 7	*Ohio State	--/3	L 7-24	72,758



Al Toon established a then-Big Ten record with 252 yards receiving in a 42-38 win over Purdue in 1983.

N 14	Illinois	--/--	W 29-17	36,569
N 21	*Minnesota	--/--	W 39-14	50,167

**1971 (4-6-1)**

Coach: John Jardine

Date	Opponent	Rank	Score	Crowd
S 11	*Northern Illinois	--/--	W 31-0	45,437
S 18	Syracuse	--/15	T 20-20	31,206
S 25	*LSU	--/18	L 28-38	78,535c
O 2	Northwestern	--/--	L 11-24	40,473
O 9	*Indiana	--/--	W 35-29	66,156
O 16	*Michigan State	--/--	W 31-28	74,847
O 23	Ohio State	--/12	L 6-31	86,559
O 30	Iowa	--/--	L 16-20	43,155
N 6	*Purdue(h)	--/--	W 14-10	78,451c
N 13	*Illinois	--/--	L 27-35	65,459
N 20	Minnesota	--/--	L 21-23	34,738

**1972 (4-7)**

Coach: John Jardine

Date	Opponent	Rank	Score	Crowd
S 16	*Northern Illinois	--/--	W 31-7	62,710
S 23	*Syracuse	--/--	W 31-7	67,234
S 30	LSU	--/--	L 7-27	69,142
O 7	*Northwestern	--/--	W 21-14	74,595
O 14	Indiana	--/--	L 7-33	50,122
O 21	Michigan State	--/--	L 0-31	62,638
O 28	*Ohio State	--/4	L 20-28	78,713c
N 4	*Iowa(h)	--/--	W 16-14	78,723c
N 11	Purdue	--/--	L 6-27	53,507
N 18	Illinois	--/--	L 7-27	45,703
N 25	*Minnesota	--/--	L 6-14	60,746

**1973 [4-7]**

Coach: John Jardine

Date	Opponent	Rank	Score	Crowd
S 15	*Purdue	--/--	L 13-14	58,256
S 22	*Colorado	--/19	L 25-28	58,237
S 29	Nebraska	--/2	L 16-20	76,297
O 6	*Wyoming	--/--	W 37-28	60,715
O 13	*Ohio State	--/1	L 0-24	77,413
O 20	Michigan	--/4	L 6-35	87,273
O 27	*Indiana(h)	--/--	W 31-7	66,365
N 3	Michigan State	--/--	L 0-21	54,010
N 10	*Iowa	--/--	W 35-7	55,560
N 17	*Northwestern	--/--	W 36-34	46,248
N 24	Minnesota	--/--	L 17-19	34,412

**1974 [7-4]**

Coach: John Jardine

Date	Opponent	Rank	Score	Crowd
S 14	Purdue	--/--	W 28-14	54,239
S 21	*Nebraska	--/4	W 21-20	73,381
S 28	Colorado	11/--	L 21-24	50,512
O 5	*Missouri	--/--	W 59-20	71,141
O 12	Ohio State	13/1	L 7-52	87,717
O 19	*Michigan	--/3	L 20-24	78,911c
O 26	Indiana	--/--	W 35-25	31,453
N 2	*Michigan St.(h)	--/20	L 21-28	78,848c
N 9	Iowa	--/--	W 28-15	48,300
N 16	Northwestern	--/--	W 52-7	28,533
N 23	*Minnesota	--/--	W 49-14	55,869

**1975 [4-6-1]**

Coach: John Jardine

Date	Opponent	Rank	Score	Crowd
S 13	*Michigan	--/2	L 6-23	79,022c
S 20	*South Dakota	--/--	W 48-7	65,566
S 27	Missouri	--/5	L 21-28	62,222
O 4	*Kansas	--/--	L 7-41	76,097
O 11	Purdue	--/--	W 17-14	62,406
O 18	Ohio State	--/1	L 0-56	87,820
O 25	*Northwestern(h)	--/--	W 17-14	78,902c
N 1	*Illinois	--/--	W 18-9	78,868c
N 8	Iowa	--/--	L 28-45	54,650
N 15	*Indiana	--/--	T 9-9	65,317
N 22	Minnesota	--/--	L 3-24	37,578

**1976 [5-6]**

Coach: John Jardine

Date	Opponent	Rank	Score	Crowd
S 11	Michigan	--/2	L 27-40	101,347
S 18	*North Dakota	--/--	W 45-9	62,213
S 25	*Washington St.	--/--	W 35-26	64,658
O 2	Kansas	--/9	L 24-34	48,350
O 9	*Purdue	--/--	L 16-18	79,111c
O 16	*Ohio State	--/9	L 20-30	79,579c
O 23	Northwestern	--/--	W 28-25	24,580
O 30	Illinois	--/--	L 25-31	54,121
N 6	*Iowa(h)	--/--	W 38-21	79,521c
N 13	Indiana	--/--	L 14-15	27,518
N 20	*Minnesota	--/--	W 26-17	60,304

**1977 [5-6]**

Coach: John Jardine

Date	Opponent	Rank	Score	Crowd
S 10	Indiana	--/--	W 30-14	34,755
S 17	*Northern Illinois	--/--	W 14-3	64,475
S 24	Oregon	--/--	W 22-10	30,755
O 1	*Northwestern	--/--	W 19-7	68,709

O 8	*Illinois	19/--	W 26-0	78,661c
O 15	Michigan	14/1	L 0-56	104,892
O 22	*Michigan St.(h)	--/--	L 7-9	79,203c
O 29	Ohio State	--/3	L 0-42	87,837
N 5	*Purdue	--/--	L 0-22	83,322
N 12	*Iowa	--/--	L 8-24	71,723
N 19	Minnesota	--/--	L 7-13	30,742

**1978 [5-4-2]**

Coach: Dave McClain

Date	Opponent	Rank	Score	Crowd
S 16	*Richmond	--/--	W 7-6	60,877
S 23	Northwestern	--/--	W 28-7	23,960
S 30	*Oregon	--/--	W 22-19	63,988
O 7	*Indiana	--/--	W 34-7	75,266
O 14	Illinois	--/--	T 20-20	51,160
O 21	*Michigan	--/9	L 0-42	80,024c
O 28	Michigan State	--/--	L 2-55	70,144
N 4	*Ohio State	--/--	L 14-49	79,940c
N 11	*Purdue(h)	--/--	T 24-24	78,986c
N 18	Iowa	--/--	L 24-38	44,444
N 25	*Minnesota	--/--	W 48-10	61,021

**1979 [4-7]**

Coach: Dave McClain

Date	Opponent	Rank	Score	Crowd
S 8	Purdue	--/6	L 20-41	65,002
S 15	*Air Force	--/--	W 38-0	66,466
S 22	*UCLA	--/20	L 12-37	78,830c
S 29	San Diego State	--/--	L 17-24	38,633
O 6	*Indiana	--/--	L 0-3	74,188
O 13	*Michigan State	--/19	W 38-29	77,083
O 20	Ohio State	--/6	L 0-59	87,585
O 27	*Iowa(h)	--/--	L 13-24	79,026c
N 3	Michigan	--/10	L 0-54	104,952
N 10	*Northwestern	--/--	W 28-3	68,229
N 17	Minnesota	--/--	W 42-37	37,827

**1980 [4-7]**

Coach: Dave McClain

Date	Opponent	Rank	Score	Crowd
S 13	*Purdue	--/20	L 6-12	77,280
S 20	*Brigham Young	--/--	L 3-28	71,496
S 27	UCLA	--/16	L 0-35	40,018
O 4	*San Diego St.(h)	--/--	W 35-12	76,340
O 11	Indiana	--/--	L 0-24	51,029
O 18	Michigan State	--/--	W 17-7	76,173
O 25	*Ohio State	--/10	L 0-21	79,523c
N 1	Iowa	--/--	L 13-22	59,995
N 8	*Michigan	--/12	L 0-24	69,560
N 15	Northwestern	--/--	W 39-19	17,372
N 22	*Minnesota	--/--	W 25-7	54,229

**1981 [7-5]**

Coach: Dave McClain

Date	Opponent	Rank	Score	Crowd
S 12	*Michigan	--/1	W 21-14	68,733
S 19	*UCLA	20/9	L 13-31	69,212
S 26	*W. Michigan(h)	--/--	W 21-10	67,196
O 3	*Purdue	--/--	W 20-14	68,603
O 10	*Ohio State	--/18	W 24-21	78,973c
O 17	Michigan State	14/--	L 14-33	67,352
O 24	Illinois	--/--	L 21-23	67,413
O 31	*Northwestern	--/--	W 52-0	70,035
N 7	Indiana	--/--	W 28-7	44,218
N 14	*Iowa	--/--	L 7-17	78,731c
N 21	Minnesota	--/--	W 26-21	47,125
D 13	Tennessee	--/--	L 21-28	53,220

**1982 [7-5]**


Coach: Dave McClain

Date	Opponent	Rank	Score	Crowd
S 11	Michigan	--/12	L 9-20	104,932
S 18	*UCLA	--/14	L 26-51	77,974c
S 25	*Toledo(h)	--/--	W 36-27	73,713
O 2	Purdue	--/--	W 35-31	69,132
O 9	Ohio State	--/--	W 6-0	88,234
O 16	*Michigan State	--/--	W 24-23	78,187c
O 23	*Illinois	--/--	L 28-29	78,406c
O 30	*Northwestern	--/--	W 54-20	64,388
N 6	*Indiana	--/--	L 17-20	65,355
N 13	Iowa	--/--	L 14-28	58,500
N 20	*Minnesota	--/--	W 24-0	59,792
D 11	Kansas State <sup>10</sup>	--/--	W 14-3	49,523

**1983 [7-4]**

Coach: Dave McClain

Date	Opponent	Rank	Score	Crowd
S 10	*Northern Illinois	--/--	W 37-9	56,941
S 17	*Missouri	--/--	W 21-20	65,044
S 24	*Michigan	--/17	L 21-38	77,708
O 1	Northwestern	--/--	W 49-0	32,180
O 8	*Illinois	--/19	L 15-27	78,307c
O 15	Minnesota	--/--	W 56-17	62,689
O 22	*Indiana(h)	--/--	W 45-14	78,199c



Linebacker Donnel Thompson (44) and offensive tackle Chris McIntosh were captains on both the 1998 and 1999 Big Ten championship and Rose Bowl-winning squads.

O 29	Ohio State	--/16	L 27-45	89,203
N 5	*Iowa	--/15	L 14-34	78,105
N 12	Purdue	--/--	W 42-38	58,342
N 19	*Michigan State	--/--	W 32-0	54,204

**1984 [7-4-1]**

Coach: Dave McClain

Date	Opponent	Rank	Score	Crowd
S 8	*Northern Illinois	--/--	W 27-14	65,288
S 15	Missouri	--/--	W 35-34	45,033
S 22	Michigan	--/16	L 14-20	104,239
S 29	*Northwestern	--/--	W 31-16	78,509c
O 6	Illinois	--/--	L 6-22	76,428
O 13	*Minnesota(h)	--/--	L 14-17	78,770c
O 20	Indiana	--/--	W 20-16	38,754
O 27	*Ohio State	--/6	W 16-14	78,606c
N 3	Iowa	--/17	T 10-10	66,255
N 10	*Purdue	--/--	W 30-13	72,292
N 17	Michigan State	--/--	W 20-10	61,702

**1985 [5-6]**

Coach: Dave McClain

Date	Opponent	Rank	Score	Crowd
S 14	*Northern Illinois	--/--	W 38-17	69,131
S 21	*UNLV	--/--	W 26-23	68,123
S 28	Wyoming	--/--	W 41-17	11,129
O 5	Michigan	--/5	L 6-33	105,491
O 12	*Iowa	--/1	L 13-23	79,023c
O 19	*Northwestern	--/--	L 14-17	78,401c
O 26	Illinois	--/--	L 25-38	76,395
N 2	*Indiana(h)	--/--	W 31-20	78,605c
N 9	Minnesota	--/--	L 18-27	64,571
N 16	Ohio State	--/3	W 12-7	89,873
N 23	*Michigan State	--/--	L 7-41	56,854

**1986 [3-9]**

Coach: Jim Hilles

Date	Opponent	Rank	Score	Crowd
S 6	Hawaii	--/--	L 17-20	45,403
S 13	*Northern Illinois	--/--	W 35-20	63,294
S 20	UNLV	--/--	L 7-17	32,207
S 27	*Wyoming	--/--	L 12-21	64,954
O 4	*Michigan	--/4	L 17-34	75,898
O 11	Iowa	--/10	L 6-17	67,700
O 18	Northwestern	--/--	W 35-27	34,462
O 25	*Illinois(h)	--/--	W 15-9	76,983
N 1	Indiana	--/--	L 7-21	35,311
N 8	*Minnesota	--/--	L 20-27	65,164
N 15	*Ohio State	--/9	L 17-30	62,020
N 22	Michigan State	--/--	L 13-23	60,285

**1987 [3-8]**

Coach: Don Morton

Date	Opponent	Rank	Score	Crowd
S 12	*Hawaii	--/--	W 28-7	53,509
S 19	*Utah	--/--	L 28-31	56,224
S 26	*Ball State	--/--	W 30-13	51,825
O 3	Michigan	--/12	L 0-49	104,410
O 10	*Iowa	--/--	L 10-31	74,645
O 17	Illinois	--/--	L 14-16	57,040
O 24	*Northwestern(h)	--/--	L 24-27	70,012
O 31	Purdue	--/--	L 14-49	62,000
N 7	*Ohio State	--/--	W 26-24	63,195
N 14	Minnesota	--/--	L 19-22	62,41
N 21	*Michigan State	--/11	L 9-30	45,385

**1988 (1-10)**

Coach: Don Morton

Date	Opponent	Rank	Score	Crowd
S 3	*Western Mich.	--/--	L 14-24	38,230
S 17	*Northern Illinois	--/--	L 17-19	46,869
S 24	Miami, Fla.	--/1	L 3-23	48,311
O 1	*Michigan	--/19	L 14-62	61,180
O 8	Iowa	--/--	L 6-31	67,700
O 15	*Illinois	--/--	L 6-34	57,886
O 22	Northwestern	--/--	L 14-35	30,013
O 29	*Purdue(h)	--/--	L 6-9	51,147
N 5	Ohio State	--/--	L 12-34	90,032
N 12	*Minnesota	--/--	W 14-7	40,467
N 19	Michigan State	--/--	L 0-36	76,372

**1989 (2-9)**

Coach: Don Morton

Date	Opponent	Rank	Score	Crowd
S 9	*Miami, Fla.	--/3	L 3-51	38,646
S 16	*Toledo	--/--	W 23-10	37,162
S 23	California	--/--	L 14-20	36,000
O 7	Michigan	--/5	L 0-24	104,097
O 14	*Iowa	--/--	L 24-31	62,402
O 21	*Northwestern(h)	--/--	W 35-31	44,978
O 28	Illinois	--/8	L 9-32	64,856
N 4	Minnesota	--/--	L 22-24	39,325
N 11	*Indiana	--/--	L 17-45	37,442
N 18	Ohio State	--/22	L 22-42	89,626
N 25	*Michigan State	--/--	L 3-31	29,776

**1990 (1-10)**

Coach: Barry Alvarez

Date	Opponent	Rank	Score	Crowd
S 8	*California	--/--	L 12-28	45,980
S 15	*Ball State	--/--	W 24-7	44,698
S 22	*Temple	--/--	L 18-24	41,817
O 6	*Michigan	--/3	L 3-41	64,359
O 13	Iowa	--/25	L 10-30	69,890
O 20	Northwestern	--/--	L 34-44	32,966
O 27	*Illinois(h)	--/5	L 3-21	67,746
N 3	*Minnesota	--/--	L 3-21	51,189
N 10	Indiana	--/--	L 7-20	45,093
N 17	*Ohio State	--/18	L 10-35	41,403
N 24	Michigan State	--/24	L 9-14	60,517

**1991 (5-6)**

Coach: Barry Alvarez

Date	Opponent	Rank	Score	Crowd
S 14	*Western Illinois	--/--	W 31-13	42,861
S 21	*Iowa State	--/--	W 7-6	50,710
S 28	*Eastern Michigan	--/--	W 21-6	45,356
O 5	Ohio State	--/14	L 16-31	94,221
O 12	*Iowa	--/--	L 6-10	75,053
O 19	Purdue	--/--	L 7-28	43,650
O 26	*Indiana(h)	--/--	L 20-28	54,052
N 2	Illinois	--/--	L 6-22	61,493
N 9	*Michigan State	--/--	L 7-20	41,074
N 16	Minnesota	--/--	W 19-16	36,133
N 23	*Northwestern	--/--	W 32-14	38,620

**1992 (5-6)**

Coach: Barry Alvarez

Date	Opponent	Rank	Score	Crowd
S 12	Washington	--/2	L 10-27	72,800
S 19	*Bowling Green St.	--/--	W 39-18	57,758
S 26	*Northern Illinois	--/--	W 18-17	50,688
O 3	*Ohio State	--/12	W 20-16	72,203

O 10	Iowa	--/--	L 22-23	70,397
O 17	*Purdue(h)	--/--	W 19-16	73,573
O 24	Indiana	--/--	L 3-10	43,142
O 31	*Illinois	--/--	L 12-13	65,293
N 7	Michigan State	--/--	L 10-26	45,219
N 14	*Minnesota	--/--	W 34-6	48,754
N 21	Northwestern	--/--	L 25-27	28,265

**1993 (10-1-1)**

Coach: Barry Alvarez

Date	Opponent	Rank	Score	Crowd
S 4	*Nevada	--/--	W 35-17	66,557
S 11	SMU	--/--	W 24-16	19,013
S 18	*Iowa State	24/--	W 28-7	77,745c
S 25	Indiana	23/--	W 27-15	34,306
O 9	*Northwestern(h)	21/--	W 53-14	77,745c
O 16	Purdue	16/--	W 42-28	38,942
O 23	Minnesota	15/--	L 21-28	64,798
O 30	*Michigan	21/24	W 13-10	77,745c
N 6	*Ohio State	15/3	T 14-14	77,745c
N 11	Illinois	14/--	W 35-10	48,083
D 4	Michigan State <sup>12</sup>	10/--	W 41-20	51,500
J 1	UCLA <sup>8</sup>	9/13	W 21-16	101,237

**1994 (8-3-1)**

Coach: Barry Alvarez

Date	Opponent	Rank	Score	Crowd
S 10	*Eastern Mich.	10/--	W 56-0	77,745c
S 17	Colorado	10/7	L 17-55	53,457
S 24	*Indiana	16/21	W 62-13	77,745c
O 1	Michigan St.	15/--	W forfeit	71,234
O 8	Northwestern	24/--	W 46-14	46,437
O 15	*Purdue	23/--	T 27-27	77,745c
O 22	*Minnesota(h)	--/--	L 14-17	77,745c
O 29	Michigan	--/10	W 31-19	106,209
N 5	Ohio State	--/--	L 3-24	93,340
N 12	*Cincinnati	--/--	W 38-17	75,245
N 19	*Illinois	--/--	W 19-13	77,745c
J 2	Duke <sup>13</sup>	--/25	W 34-20	61,384

**1995 (4-5-2)**

Coach: Barry Alvarez

Date	Opponent	Rank	Score	Crowd
S 2	*Colorado	21/13	L 7-43	79,015c
S 16	Stanford	--/--	T 24-24	42,510
S 23	*SMU	--/--	W 42-0	77,108c
S 30	Penn State	--/6	W 17-9	96,540
O 14	*Ohio State	21/4	L 16-27	79,507c
O 21	Northwestern	24/11	L 0-35	49,256
O 28	*Michigan St.(h)	--/--	W 45-14	78,043c
N 4	Purdue	--/--	L 27-38	39,125
N 11	Minnesota	--/--	W 34-27	64,016
N 18	*Iowa	--/--	L 20-33	78,907c
N 25	*Illinois	--/--	T 3-3	76,750c

**1996 (8-5)**

Coach: Barry Alvarez

Date	Opponent	Rank	Score	Crowd
S 7	*Eastern Mich.	--/--	W 24-3	74,279
S 14	UNLV	--/--	W 52-17	40,091
S 21	*Stanford	--/--	W 14-0	77,894c
S 28	*Penn State	--/3	L 20-23	79,607c
O 12	Ohio State	--/2	L 14-17	94,215
O 19	*Northwestern(h)	--/14	L 30-34	79,576c
O 26	Michigan St.	--/--	L 13-30	69,217
N 2	*Purdue	--/--	W 33-25	78,330c
N 9	*Minnesota	--/--	W 45-28	78,006c

N 16	Iowa	--/--	L 0-31	66,570
N 23	Illinois	--/--	W 35-15	37,814
N 30	Hawaii	--/--	W 59-10	26,819
D 27	Utah <sup>14</sup>	--/--	W 38-10	42,122

**1997 (8-5)**

Coach: Barry Alvarez

Date	Opponent	Rank	Score	Crowd
A 24	Syracuse <sup>9</sup>	24/17	L 0-34	51,185
S 6	*Boise State	--/--	W 28-24	73,209
S 13	San Jose State	--/--	W 56-10	23,042
S 20	*San Diego State	--/--	W 36-10	76,864c
S 27	*Indiana	--/--	W 27-26	78,211c
O 4	Northwestern	--/--	W 26-25	47,129
O 11	*Illinois	--/--	W 31-7	79,327c
O 18	Purdue	24/--	L 20-45	54,252
O 25	Minnesota	--/--	W 22-21	57,563
N 8	*Iowa(h)	--/12	W 13-10	79,864c
N 15	*Michigan	23/1	L 16-26	79,806c
N 22	Penn State	24/6	L 10-35	96,934
J 1	Georgia <sup>13</sup>	--/11	L 6-33	56,186

**1998 (11-1)**

Coach: Barry Alvarez

Date	Opponent	Rank	Score	Crowd
S 5	San Diego State	20/--	W 26-14	37,471
S 12	*Ohio	17/--	W 45-0	74,676
S 19	*UNLV	14/--	W 52-7	75,044
S 26	*Northwestern	14/--	W 38-7	78,337c
O 3	Indiana	13/--	W 24-20	32,328
O 10	*Purdue(h)	12/--	W 31-24	78,782c
O 17	Illinois	9/--	W 37-3	40,627
O 24	Iowa	9/--	W 31-0	70,397
N 7	*Minnesota	8/--	W 26-7	78,767c
N 14	Michigan	8/15	L 10-27	111,217
N 21	*Penn State	13/14	W 24-3	78,964c
J 1	UCLA <sup>8</sup>	9/6	W 38-31	93,872

**1999 (10-2)**

Coach: Barry Alvarez

Date	Opponent	Rank	Score	Crowd
S 4	*Murray State	9/--	W 49-10	77,527c
S 11	*Ball State	9/--	W 50-10	75,807
S 18	Cincinnati	8/--	L 12-17	27,721
S 25	*Michigan	17/4	L 16-21	79,037c
O 2	Ohio State	--/12	W 42-17	93,524
O 9	Minnesota	20/25	W 20-17 ot	63,108
O 16	*Indiana(h)	18/--	W 59-0	78,243c
O 23	*Michigan St.	16/11	W 40-10	78,469c
O 30	Northwestern	11/--	W 35-19	42,292
N 6	Purdue	10/17	W 28-21	67,308
N 13	*Iowa	9/--	W 41-3	79,404c
J 1	Stanford <sup>8</sup>	4/22	W 17-9	93,731

**2000 (9-4)**

Coach: Barry Alvarez

Date	Opponent	Rank	Score	Crowd
A 31	*W. Michigan	4/--	W 19-7	77,843c
S 9	*Oregon	5/--	W 27-23	78,521c
S 16	*Cincinnati	4/--	W 28-25 ot	78,749c
S 23	*Northwestern	7/--	L 44-47 2ot	78,597c
S 30	Michigan	14/9	L 10-13	111,341
O 7	*Ohio State	24/8	L 7-23	79,045c

O 14	Michigan St.	--/--	W 17-10	74,863
O 21	*Purdue(h)	--/17	L 24-30 ot	79,048
O 28	Iowa	--/--	W 13-7	62,560
N 4	*Minnesota	--/--	W 41-20	79,171c
N 11	Indiana	--/--	W 43-22	30,469
N 25	Hawaii	--/--	W 34-18	41,313
D 29	UCLA <sup>15</sup>	--/--	W 21-20	49,093

**2001 (5-7)**

Coach: Barry Alvarez

Date	Opponent	Rank	Score	Crowd
A 25	*Virginia	22/---	W 26-17	76,740c
S 1	Oregon	22/7	L 28-31	45,919
S 8	*Fresno State	23/19	L 20-32	78,506c
S 22	Penn State	---/---	W 18-6	107,253
S 29	*W. Kentucky	---/---	W 24-6	75,662
O 6	*Indiana	---/---	L 32-63	79,264c
O 13	Ohio State	---/21	W 20-17	103,520
O 20	Illinois	---/---	L 35-42	70,904
O 27	*Michigan State(h)---	---/---	L 28-42	79,108c
N 3	*Iowa	---/---	W 34-28	79,421c
N 17	*Michigan	---/11	L 17-20	79,633c
N 24	Minnesota	---/---	L 31-42	55,890

**2002 (8-6)**

Coach: Barry Alvarez

Date	Opponent	Rank	Score	Crowd
A 23	*Fresno State	25/---	W 23-21	75,136
A 31	UNLV	---/---	W 27-7	42,075
S 7	*West Virginia	25/---	W 34-17	76,320
S 14	*Northern Illinois	22/---	W 24-21	77,460c
S 21	*Arizona	22/---	W 31-10	78,582c
O 5	*Penn State	19/20	L 31-34	79,403c
O 12	Indiana	23/---	L 29-32	31,156
O 19	*Ohio State(h)	---/4	L 14-19	79,729c
O 26	Michigan State	---/---	W 42-24	74,507
N 2	Iowa	---/9	L 3-20	70,397
N 9	*Illinois	---/---	L 20-37	78,709c
N 16	Michigan	---/12	L 14-21	110,412
N 23	*Minnesota	---/---	W 49-31	78,843c
D 28	Colorado <sup>16</sup>	---/14	W 31-28 ot	50,690

**Legend:**

\* - home game  
 (h) - homecoming  
 Rank -- Ranking by Associated Press  
 c -- capacity crowds

**Neutral Sites**

- |                         |                            |
|-------------------------|----------------------------|
| 1 -- Milwaukee          | 9 -- East Rutherford, N.J. |
| 2 -- Chicago            | 10 -- Shreveport, La.      |
| 3 -- Chicago Coliseum   | 11 -- Birmingham, Ala.     |
| 4 -- Marinette, Wis.    | 12 -- Tokyo, Japan         |
| 5 -- Indianapolis, Ind. | 13 -- Tampa, Fla.          |
| 6 -- Rockford, Ill.     | 14 -- Tucson, Ariz.        |
| 7 -- Baltimore          | 15 -- El Paso, Texas       |
| 8 -- Pasadena, Calif.   | 16 -- San Antonio, Texas   |

# RECORD VS. ALL FOES

Team	W-L-T
Air Force	1-0-0
Alabama	1-0-0
Arizona	1-0-0
Arizona State	0-2-0
Arkansas	1-0-0
Armour	1-0-0
Auburn	0-0-1
Ball State	3-0-0
Beloit	16-1-0
Boise State	1-0-0
Bowling Green	1-0-0
Bradley	1-0-0
Brigham Young	0-1-0
California	1-5-0
Calumet Club	0-1-0
Camp Grant	1-2-0
Carleton	2-0-0
Carlisle Indians	0-1-0
Chicago	19-16-5
Chicago AA	1-2-0
Chicago P&S	1-0-0
Cincinnati	3-1-0
Coe (Iowa)	2-0-1
Colgate	1-0-0
Colorado	1-4-1
Colorado College	1-0-0
Columbia	0-1-0
Company I	1-0-0
Cornell (Iowa)	3-0-0
Dixon (Illinois)	1-0-0

Team	W-L-T
Drake	1-0-0
Duke	1-0-0
Eastern Michigan	3-0-0
Ft. Sheridan (Ill.)	1-0-0
Franklin (Ind.)	1-0-0
Fresno State	1-1-0
Georgia	0-1-0
Great Lakes	1-1-1
Grinnell (Iowa)	4-0-0
Haskell Indians	1-0-0
Hawaii	3-1-0
Hyde Park (Ill.) HS	2-0-0
Illinois	29-35-7
Indiana	31-18-2
Iowa	39-37-2
Iowa State	7-0-0
Kansas	4-2-0
Kansas State	2-0-0
Kentucky	0-1-0
Knox (Ill.)	2-0-0
Lake Forest (Ill.)	7-1-0
Lawrence	17-0-1
Louisiana State	0-2-0
Madison (Wis.) HS	4-0-0
Marquette	32-4-0
Miami (Fla.)	1-2-0
Michigan	10-47-1
Michigan State	18-25-0
Milw. Medical	1-0-0
Minnesota	46-58-8

Team	W-L-T
Missouri	4-1-0
Murray State	1-0
Navy	1-1-0
Nebraska	2-3-0
Nevada	1-0-0
New Mexico State	1-0-0
North Central (Ill.)	1-0-0
North Dakota	2-0-0
North Dakota State	3-0-0
Northern Illinois	9-1-0
Northwestern	53-30-5
Northwestern College	1-0-0
Notre Dame	6-8-2
Ohio	1-0-0
Ohio State	15-50-5
Oklahoma	0-2-0
Oregon	3-1-0
Oregon State	1-0-0
Osteopaths	1-0-0
Pennsylvania	2-2-0
Penn State	5-3-0
Pittsburgh	0-3-0
Purdue	36-28-8
Rice	2-0-0
Richmond	1-0-0
Ripon (Wis.)	5-0-0
Rush Medical	4-0-0
San Diego State	3-1-0
San Jose State	1-0-0
SMU	2-0-0


Team	W-L-T
South Dakota	1-0-0
South Dakota State	8-1-0
Stanford	4-0-1
Syracuse	1-3-1
TCU	0-0-1
Temple	0-1-0
Tennessee	0-1-0
Texas	0-1-0
Toledo	1-0-0
UCLA	4-7-0
UNLV	4-1-0
Upper Iowa	1-0-0
USC	0-6-0
Utah	2-1-0
Utah State	0-1-0
UW Alumni	3-1-0
UW Freshmen	1-0-0
UW-Oshkosh	1-0-0
UW-Platteville	1-0-0
UW-Whitewater	2-0-0
Virginia	1-0-0
Washington	0-4-0
Washington State	1-0-0
West Virginia	3-0-0
Western Illinois	1-0-0
Western Kentucky	1-0-0
Western Michigan	3-1-0
Wyoming	2-1-0
Yale	1-2-0

## ■ UW VS. MAJOR CONFERENCES

CONFERENCE	GP	W	L	T	Pct.
Atlantic Coast	2	2	0	0	1.000
Big East	15	5	9	1	.367
Big Ten	648	278	329	41	.461
Big 12	33	19	13	1	.591
Big West	4	3	1	0	.750
Mid-American	23	21	2	0	.913
Mountain West	1	1	0	0	1.000
Pacific 10	37	15	21	1	.419
Southeastern	8	2	5	1	.313
Western Athletic	10	8	2	0	.800

## ■ UW RECORDS BY DECADE

DECADE	GP	W	L	T	Pct.
1880s	2	0	2	0	.000
1890s	77	56	18	3	.747
1900s	76	58	15	3	.783
1910s	67	40	20	7	.649
1920s	78	46	23	9	.647
1930s	83	36	41	6	.470
1940s	90	38	47	5	.450
1950s	92	57	28	7	.658
1960s	96	34	59	3	.370
1970s	109	46	58	5	.445
1980s	114	46	67	1	.408
1990s	118	70	44	4	.610
2000s	39	22	17	0	.564



Wide receiver Chris Chambers, the team's 2000 MVP, had a reputation for the spectacular catch during his Badger career.

## YEARLY RECORDS

Year	Coach	Overall				Big Ten				Pl.	Home	Away	Neut.
		W	L	T	Pct.	W	L	T	Pct.				
1889	Alvin Kletsch	0	2	0	.000						0-0	0-1	0-1
1890	Ted Mestre	1	3	0	.250						1-1	0-1	0-1
1891	Herb Alward	3	1	1	.700						1-0	1-1	1-0-1
1892	Frank Crawford	4	3	0	.571						1-2	1-1	2-0
1893	Parke Davis	4	2	0	.667						3-0	1-1	0-1
1894	H.O. Stickney	5	2	0	.714						3-0	2-2	0-0
1895	H.O. Stickney	5	2	1	.688						4-0-1	0-2	1-0
1896	Phil King	7	1	1	.833	2	0	1	.833	1	6-0	1-0-1	0-1
1897	Phil King	9	1	0	.900	3	0	0	1.000	1	6-1	3-0	0-0
1898	Phil King	9	1	0	.900	2	1	0	.667	3	7-0	1-1	1-0
1899	Phil King	9	2	0	.818	4	1	0	.800	2	5-1	1-1	3-0
1900	Phil King	8	1	0	.889	2	1	0	.667	T3	6-0	1-1	1-0
1901	Phil King	9	0	0	1.000	2	0	0	1.000	T1	5-0	2-0	2-0
1902	Phil King	6	3	0	.667	1	3	0	.250	6	5-0	1-1	0-2
1903	Art Curtis	6	3	1	.650	0	3	1	.125	T8	6-1	0-2-1	0-0
1904	Art Curtis	5	3	0	.625	0	3	0	.000	T7	4-1	0-2	1-0
1905	Phil King	8	2	0	.800	2	2	0	.333	T5	4-1	1-1	3-0
1906	C.P. Hutchins	5	0	0	1.000	3	0	0	1.000	T1	4-0	1-0	0-0
1907	C.P. Hutchins	3	1	1	.700	3	1	1	.700	2	1-1-1	2-0	0-0
1908	J.A. Barry	5	1	0	.833	2	1	0	.667	3	3-1	2-0	0-0
1909	J.A. Barry	3	1	1	.700	2	1	1	.625	4	2-1	1-0-1	0-0
1910	J.A. Barry	1	2	2	.400	1	2	1	.375	5	1-0-2	0-1	0-1
1911	J.R. Richards	5	1	1	.786	2	1	1	.625	3	4-0-1	1-1	0-0
1912	William Juneau	7	0	0	1.000	5	0	0	1.000	1	5-0	2-0	0-0
1913	William Juneau	3	3	1	.500	1	2	1	.375	T6	3-2	0-1-1	0-0
1914	William Juneau	4	2	1	.643	2	2	1	.500	T4	3-1-1	1-1	0-0
1915	William Juneau	4	3	0	.571	2	3	0	.400	6	3-1	1-2	0-0
1916	Paul Withington	4	2	1	.643	1	2	1	.375	T6	4-0-1	0-2	0-0
1917	J.R. Richards	4	2	1	.643	3	2	0	.600	T3	3-1-1	1-1	0-0
1918	Guy Lowman	3	3	0	.500	1	2	0	.333	7	2-2	1-1	0-0
1919	J.R. Richards	5	2	0	.714	3	2	0	.600	4	2-2	3-0	0-0
1920	J.R. Richards	6	1	0	.857	4	1	0	.800	2	4-0	2-1	0-0
1921	J.R. Richards	5	1	1	.786	3	1	1	.700	4	3-0-1	2-1	0-0
1922	J.R. Richards	4	2	1	.643	2	2	1	.500	4	3-1	1-1-1	0-0
1923	Jack Ryan	3	3	1	.500	1	3	1	.300	7	2-1-1	1-2	0-0
1924	Jack Ryan	2	3	3	.438	0	2	2	.333	10	2-2-2	0-1-1	0-0
1925	George Little	6	1	1	.813	3	1	1	.700	T2	4-1	2-0-1	0-0
1926	George Little	5	2	1	.688	3	2	1	.583	5	4-1	1-1-1	0-0
1927	Glenn Thistlethwaite	4	4	0	.500	1	4	0	.200	T9	3-2	1-2	0-0
1928	Glenn Thistlethwaite	7	1	1	.833	3	1	1	.700	2	5-1	2-0-1	0-0
1929	Glenn Thistlethwaite	4	5	0	.444	1	4	0	.200	10	3-3	1-1	0-1
1930	Glenn Thistlethwaite	6	2	1	.722	2	2	1	.500	T4	6-0	0-2-1	0-0
1931	Glenn Thistlethwaite	5	4	1	.550	3	3	0	.500	6	3-1-1	2-3	0-0
1932	Clarence Spears	6	1	1	.812	4	1	1	.750	3	5-0	1-1-1	0-0
1933	Clarence Spears	2	5	1	.313	0	5	1	.083	T8	2-2	0-3-1	0-0
1934	Clarence Spears	4	4	0	.500	2	3	0	.400	T5	3-1	1-3	0-0
1935	Clarence Spears	1	7	0	.125	1	4	0	.200	T9	1-4	0-3	0-0
1936	Harry Stuhldreher	2	6	0	.250	0	4	0	.000	T8	2-3	0-3	0-0
1937	Harry Stuhldreher	4	3	1	.563	2	2	1	.500	T4	3-1-1	1-2	0-0
1938	Harry Stuhldreher	5	3	0	.625	3	2	0	.600	6	2-2	3-1	0-0
1939	Harry Stuhldreher	1	6	1	.188	0	5	1	.083	T9	1-3-1	0-3	0-0
1940	Harry Stuhldreher	4	4	0	.500	3	3	0	.500	T4	3-2	1-2	0-0
1941	Harry Stuhldreher	3	5	0	.375	3	3	0	.500	5	3-2	0-3	0-0
1942	Harry Stuhldreher	8	1	1	.850	4	1	0	.800	2	5-0-1	2-1	1-0
1943	Harry Stuhldreher	1	9	0	.100	1	6	0	.167	8	0-5	1-3	0-1
1944	Harry Stuhldreher	3	6	0	.333	2	4	0	.333	7	2-3	1-3	0-0

Year	Coach	Overall				Big Ten				Pl.	Home	Away	Neut.
		W	L	T	Pct.	W	L	T	Pct.				
1945	Harry Stuhldreher	3	4	2	.444	2	3	1	.417	6	1-2-1	2-1-1	0-1
1946	Harry Stuhldreher	4	5	0	.444	2	5	0	.400	8	2-2	2-3	0-0
1947	Harry Stuhldreher	5	3	1	.611	3	2	1	.583	2	3-2	2-1-1	0-0
1948	Harry Stuhldreher	2	7	0	.222	1	5	0	.167	9	2-4	0-3	0-0
1949	Ivy Williamson	5	3	1	.611	3	2	1	.583	4	3-2	2-1-1	0-0
1950	Ivy Williamson	6	3	0	.667	5	2	0	.714	T2	4-0	2-3	0-0
1951	Ivy Williamson	7	1	1	.833	5	1	1	.750	2	4-0-1	3-1	0-0
1952	Ivy Williamson	6	3	1	.650	4	1	1	.750	1	3-1-1	3-1	0-1
1953	Ivy Williamson	6	2	1	.722	4	1	1	.750	3	4-1	2-1-1	0-0
1954	Ivy Williamson	7	2	0	.778	5	2	0	.714	2	5-0	2-2	0-0
1955	Ivy Williamson	4	5	0	.444	3	4	0	.429	6	2-3	2-2	0-0
1956	Milt Bruhn	1	5	3	.277	0	4	3	.214	9	1-2-2	0-3-1	0-0
1957	Milt Bruhn	6	3	0	.667	4	3	0	.571	T4	3-2	3-1	0-0
1958	Milt Bruhn	7	1	1	.833	5	1	1	.786	2	4-1	3-0-1	0-0
1959	Milt Bruhn	7	3	0	.700	5	2	0	.714	1	4-1	3-1	0-1
1960	Milt Bruhn	4	5	0	.444	2	5	0	.286	9	3-2	1-3	0-0
1961	Milt Bruhn	6	3	0	.667	4	3	0	.571	5	3-2	3-1	0-0
1962	Milt Bruhn	8	2	0	.800	6	1	0	.857	1	6-0	2-1	0-1
1963	Milt Bruhn	5	4	0	.556	3	4	0	.429	5	3-2	2-2	0-0
1964	Milt Bruhn	3	6	0	.333	2	5	0	.286	T7	3-2	0-4	0-0
1965	Milt Bruhn	2	7	1	.250	2	5	0	.286	T7	1-3-1	1-4	0-0
1966	Milt Bruhn	3	6	1	.350	2	4	1	.357	7	2-3-1	1-3	0-0
1967	John Coatta	0	9	1	.050	0	6	1	.071	T9	0-4-1	0-5	0-0
1968	John Coatta	0	10	0	.000	0	7	0	.000	10	0-6	0-4	0-0
1969	John Coatta	3	7	0	.300	3	4	0	.429	T5	3-3	0-4	0-0
1970	John Jardine	4	5	1	.450	3	4	0	.429	T5	2-3-1	2-2	0-0
1971	John Jardine	4	6	1	.409	3	5	0	.375	T6	4-2	0-4-1	0-0
1972	John Jardine	4	7	0	.364	2	6	0	.250	9	4-2	0-5	0-0
1973	John Jardine	4	7	0	.364	3	5	0	.375	8	4-3	0-4	0-0
1974	John Jardine	7	4	0	.636	5	3	0	.625	4	3-2	4-2	0-0
1975	John Jardine	4	6	1	.409	3	4	1	.438	6	3-2-1	1-4	0-0
1976	John Jardine	5	6	0	.455	3	5	0	.375	T7	4-2	1-4	0-0
1977	John Jardine	5	6	0	.455	3	6	0	.333	8	3-3	2-3	0-0
1978	Dave McClain	5	4	2	.545	3	4	2	.444	6	4-2-1	1-2-1	0-0
1979	Dave McClain	4	7	0	.364	3	5	0	.375	T7	3-3	1-4	0-0
1980	Dave McClain	4	7	0	.364	3	5	0	.375	T6	2-4	2-3	0-0
1981	Dave McClain	7	5	0	.583	6	3	0	.667	T3	5-2	2-2	0-1
1982	Dave McClain	7	5	0	.583	5	4	0	.556	4	4-3	2-2	1-0
1983	Dave McClain	7	4	0	.636	5	4	0	.556	4	4-3	3-1	0-0
1984	Dave McClain	7	4	1	.625	5	3	1	.611	4	4-1	3-2-1	0-1
1985	Dave McClain	5	6	0	.455	2	6	0	.250	8	3-3	2-3	0-0
1986	Jim Hilles	3	9	0	.250	2	6	0	.250	T8	2-4	1-5	0-0
1987	Don Morton	3	8	0	.273	1	7	0	.125	10	3-4	0-4	0-0
1988	Don Morton	1	10	0	.091	1	7	0	.125	T9	1-5	0-5	0-0
1989	Don Morton	2	9	0	.182	1	7	0	.125	9	2-4	0-5	0-0
1990	Barry Alvarez	1	10	0	.091	0	8	0	.000	10	1-6	0-4	0-0
1991	Barry Alvarez	5	6	0	.455	2	6	0	.250	T8	4-3	1-3	0-0
1992	Barry Alvarez	5	6	0	.455	3	5	0	.375	T6	5-1	0-5	0-0
1993	Barry Alvarez	10	1	1	.875	6	1	1	.813	T1	4-0-1	4-1	2-0
1994	Barry Alvarez	8	3	1	.708	5	2	1	.688	3	4-1-1	3-2	1-0
1995	Barry Alvarez	4	5	2	.455	3	4	1	.438	T7	2-3-1	2-2-1	0-0
1996	Barry Alvarez	8	5	0	.615	3	5	0	.375	7	4-2	3-3	1-0
1997	Barry Alvarez	8	5	0	.615	5	3	0	.625	5	5-1	3-2	0-2
1998	Barry Alvarez	11	1	0	.917	7	1	0	.875	T1	6-0	4-1	1-0
1999	Barry Alvarez	10	2	0	.833	7	1	0	.875	1	5-1	4-1	1-0
2000	Barry Alvarez	9	4	0	.692	4	4	0	.500	T5	4-3	4-1	1-0
2001	Barry Alvarez	5	7	0	.714	3	5	0	.375	T8	3-4	2-3	0-0
2002	Barry Alvarez	8	6	0	.571	2	6	0	.250	T8	5-3	2-3	1-0

## OFFENSIVE TRENDS

Year	GP	Total Offense		Rushing		Passing				1st	3rd	Pen.	Scoring					
		Yards	YPG	Att.	Yards	YPG	TD	PC-PA-I	Pct.				Yds	YPG	Fum.	Yds.	Pts	PPG
2002	14	4,966	354.7	645	2,663	190.2	30	171-322-8	53.1	2,303	164.5	15	280	35.3	20-9	634	372	26.6
2001	12	4,679	389.9	512	2,123	176.9	21	166-329-13	50.5	2,556	213.0	17	234	39.7	8-6	515	313	26.1
2000	13	4,665	358.8	616	2,549	196.1	21	157-282-10	55.7	2,116	162.8	16	246	39.6	21-11	723	328	25.2
1999	12	5,006	417.2	636	3,305	275.4	36	122-219-3	55.7	1,701	141.8	10	261	45.4	14-8	604	409	34.1
1998	12	3,954	329.5	600	2,591	215.9	30	105-200-5	52.5	1,363	113.6	10	199	40.6	13-5	423	382	31.8
1997	13	4,500	346.2	615	2,458	189.1	27	158-288-13	54.9	2,042	157.1	9	242	44.8	27-14	447	291	22.4
1996	13	5,025	386.5	587	3,242	249.4	34	152-260-10	58.3	1,783	137.2	10	256	47.4	19-8	565	377	29.0
1995	11	3,857	350.6	421	1,418	128.9	12	206-332-12	62.0	2,439	221.7	17	207	43.8	18-8	275	235	21.4
1994	12	5,083	423.6	545	2,934	244.5	25	181-306-15	59.2	2,149	179.1	20	262	41.3	22-11	608	357	29.8
1993	12	5,462	455.2	603	3,009	250.8	29	191-283-11	67.5	2,453	204.4	20	298	58.3	18-9	421	354	29.5
1992	11	3,569	324.5	481	1,848	168.0	9	140-284-7	49.3	1,721	156.5	10	204	35.8	21-11	426	212	19.3
1991	11	2,654	241.3	381	1,042	94.7	9	146-287-13	50.9	1,612	146.5	9	144	35.8	24-9	559	172	15.6
1990	11	2,967	269.7	415	1,063	96.6	9	175-311-15	56.3	1,904	173.1	5	177	37.8	22-15	425	133	12.1
1989	11	2,994	272.2	536	2,059	187.2	14	95-215-10	44.2	935	85.0	3	174	33.7	24-14	329	172	15.6
1988	11	2,918	265.3	555	1,646	149.6	7	106-226-14	46.9	1,272	115.6	2	170	27.9	47-24	514	106	9.6
1987	11	3,293	299.4	554	2,227	202.5	18	79-170-8	46.5	1,066	96.9	3	183	38.2	40-23	365	202	18.4
1986	12	3,316	276.3	467	1,728	144.0	11	150-290-20	51.7	1,588	132.3	10	191	35.5	16-12	555	201	16.8
1985	11	3,613	328.5	473	2,084	189.5	14	127-266-19	47.7	1,529	139.0	12	192	32.0	18-8	348	231	21.0
1984	12	4,380	365.0	525	2,253	187.8	13	182-321-14	56.7	2,127	177.3	11	231	37.6	28-15	702	242	20.2
1983	11	4,545	413.2	454	2,164	196.7	28	180-336-19	53.6	2,381	216.5	19	255	52.6	24-7	470	359	32.6
1982	12	4,439	369.9	518	2,403	200.3	22	179-340-14	52.7	2,350	195.8	16	248	43.7	22-9	522	287	23.9
1981	12	4,137	344.8	571	2,462	205.2	17	122-282-16	43.3	1,675	139.6	16	236	38.0	27-15	487	268	22.3
1980	11	3,127	284.3	577	2,167	197.0	12	79-197-11	40.1	960	87.3	4	197	—	26-17	578	138	12.5
1979	11	3,715	337.7	523	2,062	187.5	19	119-226-14	52.7	1,653	150.3	6	212	—	38-18	380	208	18.9
1978	11	3,738	339.8	501	2,038	185.3	13	126-274-17	46.0	1,700	154.5	15	202	—	24-14	544	223	20.3
1977	11	3,258	296.2	540	1,807	164.3	10	106-225-19	47.1	1,451	131.9	5	183	—	26-19	378	133	12.1
1976	11	4,178	379.8	568	2,546	231.5	20	134-266-18	50.4	1,632	148.4	13	240	—	23-13	385	298	27.1
1975	11	3,410	310.0	593	2,460	223.6	20	71-161-16	46.0	950	86.4	1	205	—	31-14	344	174	15.8
1974	11	4,398	399.8	612	3,162	287.5	38	81-148-11	54.7	1,236	112.4	8	243	—	16-9	392	341	31.0
1973	11	3,849	349.9	567	2,626	238.7	20	79-175-6	45.1	1,223	111.2	8	198	—	30-17	544	216	19.6
1972	11	3,492	317.5	591	2,200	200.0	10	77-194-16	39.7	1,292	117.5	9	183	—	43-25	360	152	13.8
1971	11	4,121	374.6	537	2,349	213.5	23	130-258-19	50.4	1,772	161.1	8	224	—	33-17	560	240	21.8
1970	10	2,929	292.9	487	1,477	147.7	14	92-198-5	46.5	1,452	145.2	12	164	—	32-30	383	198	19.8
1969	10	3,377	337.7	532	1,895	189.5	13	124-254-18	48.8	1,482	148.2	10	206	—	37-20	596	196	19.6
1968	10	2,390	239.0	502	1,262	126.2	8	107-265-19	40.4	1,128	112.8	3	154	—	21-11	710	86	8.6
1967	10	2,800	280.0	420	1,142	114.2	10	143-286-16	50.0	1,658	165.8	5	165	—	24-14	534	120	12.0
1966	10	2,421	242.1	426	1,055	105.5	3	108-229-17	47.2	1,366	136.6	6	142	—	39-21	396	87	8.7
1965	10	1,975	197.5	361	581	58.1	5	142-280-25	50.7	1,394	139.4	6	123	—	39-20	396	81	8.1
1964	9	2,298	255.3	370	1,055	117.2	8	104-222-19	46.8	1,243	138.1	5	145	—	26-14	304	98	10.9
1963	9	2,883	320.3	368	1,474	163.8	11	111-231-15	48.1	1,409	156.6	9	159	—	26-21	500	150	16.7
1962	10	3,628	362.8	412	1,765	176.5	28	146-263-12	55.5	1,863	186.3	16	189	—	24-13	593	322	32.2
1961	9	2,749	305.4	352	1,053	117.0	15	117-226-12	51.8	1,696	188.4	13	158	—	18-7	328	179	19.9
1960	9	2,412	268.0	298	886	98.4	9	113-229-17	49.3	1,526	169.6	8	126	—	22-11	275	148	16.4
1959*	10	2,598	259.8	481	1,662	166.2	16	68-147-12	46.3	986	98.6	3	120	—	38-14	342	165	16.5
1958	9	2,827	314.1	483	1,869	207.7	27	69-147-10	46.9	958	106.4	6	141	—	31-13	420	201	22.3
1957	9	3,072	341.3	503	2,437	270.8	33	40-92-11	43.5	635	70.6	4	150	—	36-23	404	234	26.0
1956	9	2,372	263.6	493	1,755	195.0	14	47-117-15	40.2	617	68.6	4	135	—	32-17	507	93	10.3
1955	9	3,010	334.4	427	1,701	189.9	24	84-171-13	49.1	1,309	145.4	11	164	—	26-10	369	172	19.1
1954	9	2,797	310.8	417	1,644	182.7	30	85-168-8	50.6	1,153	128.1	7	144	—	20-11	314	199	22.2
1953	9	2,670	296.7	427	1,790	198.9	—	54-105-10	51.4	880	97.8	6	131	—	27-14	478	179	19.9
1952	10	3,859	385.9	518	2,241	224.1	19	128-237-21	54.0	1,618	161.8	13	149	—	30-12	374	182	22.8
1951	9	3,347	371.9	513	2,135	237.2	17	98-200-16	49.0	1,212	134.7	10	167	—	44-20	686	196	21.8
1950	9	2,173	241.5	358	1,133	125.9	13	91-173-9	56.1	1,040	115.6	7	113	—	20-8	202	127	14.1
1949	9	2,931	325.7	463	1,840	204.4	21	75-173-13	43.3	1,091	121.2	9	131	—	17-13	417	207	23.0
1948	9	2,327	258.6	462	1,805	200.6	—	36-94-14	38.3	522	58.0	—	79	—	30-17	216	98	14.0
1947	9	2,521	280.1	452	1,853	205.9	—	45-109-12	41.3	519	74.2	—	82	—	29-17	325	133	19.0
1946	9	2,278	253.1	404	1,618	179.8	—	35-118-21	29.7	660	73.3	—	—	—	—	140	15	15.6

\* — does not include Rose Bowl

## DEFENSIVE TRENDS

Year	GP	Total Offense		Rushing			TD	Passing			1st	3rd	Fum.	Pen.	Scoring			
		Yards	YPG	Att.	Yards	YPG		PC-PA-I	Pct.	Yds					YPG	TD	Dwn.	Dwn.
2002	14	5,221	372.9	516	2,082	148.7	14	237-432-22	54.9	3,139	224.2	22	252	39.5	22-13	910	322	23.0
2001	12	4,450	370.8	489	2,037	169.8	18	165-328-13	50.3	2,413	201.1	22	224	40.9	20-8	654	346	28.8
2000	13	5,097	392.1	453	1,958	150.6	12	228-456-21	50.0	3,139	241.5	15	259	35.9	19-7	696	265	20.4
1999	12	3,577	298.1	378	1,319	109.9	10	194-386-16	50.3	2,258	188.2	8	198	33.0	20-6	472	154	12.8
1998	12	3,511	292.6	415	1,106	92.2	5	203-373-19	54.4	2,405	200.4	8	192	34.7	21-14	548	143	11.9
1997	13	4,827	371.3	475	2,030	156.2	20	197-322-8	61.2	2,797	215.2	14	220	33.3	25-17	561	306	23.5
1996	13	4,764	366.5	456	1,497	115.2	16	266-443-18	60.0	3,267	251.3	12	263	43.2	21-9	508	243	18.7
1995	11	4,342	394.7	452	1,877	170.6	16	207-343-13	60.3	2,465	224.1	14	228	40.5	16-10	533	253	23.0
1994	12	4,210	350.8	475	1,659	138.3	14	196-363-16	54.0	2,551	212.6	15	221	37.7	16-11	569	238	19.8
1993	12	4,303	358.6	411	1,563	130.3	10	227-373-23	60.9	2,740	228.3	12	229	44.3	18-11	601	195	16.3
1992	11	3,701	336.5	441	1,349	122.6	11	205-359-13	57.1	2,352	213.8	12	205	41.4	15-9	378	199	18.1
1991	11	3,494	317.6	529	2,024	184.0	10	132-258-15	51.2	1,470	133.6	10	214	39.2	24-15	497	194	17.6
1990	11	3,918	356.2	555	2,406	218.7	9	113-208-10	54.3	1,512	137.5	5	201	50.0	19-16	538	285	25.9
1989	11	4,367	397.0	403	2,359	214.5	24	159-277-8	57.4	2,008	182.5	16	234	40.4	29-16	495	341	31.0
1988	11	4,301	391.0	502	2,037	185.2	23	160-287-9	55.7	2,264	205.8	10	200	42.5	30-21	559	314	28.5
1987	11	4,382	398.4	505	2,047	186.1	24	166-300-17	55.3	2,335	212.3	13	226	41.5	27-18	490	299	27.2
1986	12	4,785	398.8	577	2,338	194.8	22	175-310-15	56.5	2,447	203.9	11	247	51.6	32-19	568	266	22.2
1985	11	3,950	359.1	485	1,948	177.1	17	160-294-9	54.4	2,002	182.0	14	209	42.3	25-16	458	263	23.9
1984	12	3,556	296.3	507	1,561	130.1	13	160-323-23	49.5	1,995	166.3	9	203	37.9	20-5	382	206	17.2
1983	11	3,854	350.4	512	2,198	199.8	19	140-290-21	48.3	1,656	150.5	13	221	43.4	15-8	615	242	22.0
1982	12	4,203	350.3	484	1,651	137.5	21	226-377-14	60.0	2,744	228.7	11	240	16.6	18-10	593	252	21.0
1981	12	3,856	321.3	489	1,508	125.7	12	184-250-26	52.6	2,347	195.6	15	202	39.4	23-9	643	220	18.3
1980	11	3,603	327.5	425	1,293	117.5	16	178-324-10	54.9	2,310	210.0	11	189	—	32-16	568	211	19.2
1979	11	4,320	392.7	530	2,381	216.5	23	142-244-9	58.2	1,939	176.3	14	211	—	37-17	561	311	28.3
1978	11	3,852	350.2	556	2,135	194.1	22	138-266-12	51.9	1,717	156.1	10	216	—	26-14	575	277	25.2
1977	11	2,943	267.5	574	1,941	176.5	20	58-149-7	38.9	1,002	91.1	4	159	—	28-17	627	200	18.2
1976	11	3,888	353.5	556	2,291	208.3	21	98-206-11	47.6	1,597	145.2	13	202	—	43-17	447	266	24.2
1975	11	4,207	382.5	656	3,490	317.3	24	51-129-22	39.5	717	65.2	8	230	—	26-12	438	269	24.5
1974	11	3,726	338.8	553	2,421	220.1	22	85-166-14	51.2	1,305	118.6	10	198	—	29-14	397	243	22.1
1973	11	3,944	358.5	597	2,687	244.3	22	87-182-11	47.8	1,257	114.3	11	217	—	31-18	452	237	21.5
1972	11	3,871	351.9	618	2,746	249.6	21	97-205-7	47.3	1,125	102.3	7	205	—	36-25	452	229	20.8
1971	11	4,160	378.2	613	2,646	240.5	24	108-223-10	48.5	1,514	137.6	9	220	—	25-9	619	258	23.5
1970	10	3,479	347.9	540	1,921	192.1	17	114-245-22	46.5	1,558	155.8	8	203	—	32-16	470	195	19.5
1969	10	4,116	411.6	555	2,712	271.2	31	93-188-12	49.5	1,404	140.4	17	217	—	33-21	574	349	34.9
1968	10	4,010	401.0	571	2,590	259.0	36	109-200-10	54.5	1,423	142.3	8	225	—	37-20	549	310	31.0
1967	10	3,404	340.4	559	2,112	211.2	22	79-167-11	47.3	1,292	129.2	9	195	—	28-15	491	224	22.4
1966	10	2,986	298.6	500	1,787	178.7	23	98-197-13	49.7	1,199	119.9	6	172	—	24-13	416	212	21.2
1965	10	3,317	331.7	575	2,297	229.7	31	72-173-16	41.6	1,020	102.0	8	175	—	24-10	537	291	29.1
1964	9	2,922	324.7	427	1,771	196.8	—	78-183-9	42.6	1,151	127.9	7	164	—	16-10	415	229	25.4
1963	9	2,357	261.9	412	1,471	163.4	13	73-170-11	42.9	896	99.6	3	129	—	19-10	412	124	13.8
1962	10	2,690	269.0	404	1,214	121.4	—	107-230-20	46.5	1,476	147.6	11	151	—	21-10	688	130	13.0
1961	9	2,822	313.6	438	1,945	216.1	—	64-149-13	43.0	877	97.4	7	158	—	17-8	575	158	17.6
1960	9	2,578	286.4	432	1,648	183.1	—	70-154-12	45.5	930	103.3	8	156	—	27-11	261	183	20.3
1959*	10	2,665	266.5	362	1,423	142.3	—	92-187-23	49.2	1,242	124.2	8	132	—	42-18	382	149	14.9
1958	9	2,197	244.1	424	1,183	131.4	—	68-159-23	42.8	1,014	112.7	—	138	—	32-13	320	77	8.6
1957	9	2,224	247.1	457	1,529	169.9	—	56-132-13	42.4	695	77.2	—	130	—	39-23	363	122	13.6
1956	9	2,461	273.4	502	1,757	195.2	—	44-117-15	37.6	704	78.2	—	136	—	35-17	213	129	14.3
1955	9	2,610	290.0	405	1,887	209.7	—	62-139-13	44.6	723	80.3	—	131	—	29-10	489	166	18.4
1954	9	2,079	231.0	359	1,045	116.1	—	86-183-18	47.0	1,034	114.9	—	121	—	29-12	485	98	10.9
1953	9	2,203	244.8	390	1,542	171.3	—	52-141-14	36.9	661	73.4	—	110	—	29-14	545	110	12.2
1952	10	243.1	24.3	—	—	116.7	—	—	—	—	126.4	—	130	—	—	388	—	15.0
1951	9	1,393	154.8	345	601	66.8	—	76-195-21	39.0	792	88.0	—	82	—	32-14	416	59	6.6
1950	9	2,447	271.2	444	1,735	192.8	—	62-137-12	45.3	712	79.1	—	128	—	26-15	329	97	10.8
1949	9	2,355	261.7	381	1,162	129.1	—	79-197-23	40.1	1,192	132.4	—	116	—	29-16	274	129	14.3
1948	9	2,473	274.8	398	1,528	169.8	—	63-121-11	52.1	945	105.0	—	117	—	25-13	193	193	21.4
1947	9	2,409	267.7	—	1,290	143.3	—	70-160-10	43.8	1,200	133.3	—	109	—	29-17	294	156	17.3
1946	9	2,364	262.7	—	1,468	163.1	—	56-131	42.7	896	99.6	—	106	—	—	—	—	—

\* — does not include Rose Bowl

# SERIES SCORES VS. 2003 OPPONENTS

## ■ Illinois

UW TRAILS: 29-35-7  
At Madison: 16-15-4  
At Champaign: 12-20-3  
Neutral: 1-0

Year	Rank	Score
1895*		T 10-10
1899^		W 23-0
1900*		W 27-0
1906		W 16-6
1907*		L 4-15
1914*		L 9-24
1915		L 3-17
1916*		T 0-0
1917		L 0-7
1918*		L 0-22
1919		W 14-10
1920*		W 14-9
1921		W 20-0
1922*		L 0-3
1923		L 0-10
1931		W 7-6
1932*		W 20-12
1933		L 0-21
1934*		W 7-3
1939		L 0-7
1940*		W 13-6
1943*		L 7-25
1945*		T 7-7
1946	20-	L 21-27
1948*		W 20-16
1949		T 13-13
1950	-15	W 7-6
1951	-8	L 10-14
1952*	8-2	W 20-6
1953*	-3	W 34-7
1954	14-	W 27-14
1955*	-16	L 14-17
1956		T 13-13
1957*	-15	W 24-13
1958	5-	W 31-12
1959*	7-	L 6-9
1960		L 14-35
1961*		W 55-7
1962	4-	W 35-6
1963*	-8	L 7-17
1964		L 0-29
1965*		L 0-51
1966		L 14-49
1969*		W 55-14
1970		W 29-17
1971*		L 27-35
1972		L 7-27
1975*		W 18-9
1976		L 25-31
1977*	19-	W 26-0
1978		T 20-20
1981		L 21-23
1982*		L 28-29
1983*	-19	L 15-27
1984		L 6-22
1985		L 25-38
1986*		W 15-9
1987		L 14-16

1988*		L 6-34
1989	-8	L 9-32
1990*	-5	L 3-21
1991		L 6-22
1992*		L 12-13
1993	14-	W 35-10
1994*		W 19-13
1995*		T 3-3
1996		W 35-15
1997*		W 31-7
1998	9-	W 37-3
2001		L 35-42
2002*		L 20-37

^ -- Milwaukee

## ■ Iowa

UW LEADS: 39-37-2  
At Madison: 25-15-1  
At Iowa City: 14-22-1

Year	Rank	Score
1894*		W 44-0
1906*		W 18-4
1907		W 6-5
1911*		W 12-0
1912		W 28-10
1917*		W 20-0
1924*		L 7-21
1925		W 6-0
1926*		W 20-10
1927*		L 0-16
1928		W 13-0
1929*		L 0-14
1932*		W 34-0
1933		L 7-26
1937*		W 13-6
1938		W 31-13
1939*		L 13-19
1940		L 12-30
1941*		W 23-0
1942	2-	L 0-6
1943		W 7-5
1944*		W 26-7
1945		W 27-7
1946*	15-	L 7-21
1947*	19-	W 46-14
1948		L 13-19
1949*		W 35-13
1950	15-	W 14-0
1951*	8-	W 34-7
1952	12-	W 42-13
1953*		W 10-6
1954	8-	L 7-13
1955*	17-14	W 37-14
1956		L 7-13
1957	13-6	L 7-21
1958*	4-13	L 9-20
1959*	-9	W 25-16
1960	12-2	L 21-28
1961	-4	L 15-47
1962*	10-	W 42-14
1963	2-	W 10-7
1964*		W 31-21
1965*		W 16-13

1966		W 7-0
1967*		T 21-21
1968		L 0-41
1969*		W 23-17
1970		L 14-24
1971		L 16-20
1972*		W 16-14
1973*		W 35-7
1974		W 28-15
1975		L 28-45
1976*		W 38-21
1977*		L 8-24
1978		L 24-38
1979*		L 13-24
1980		L 13-22
1981*		L 7-17
1982		L 14-28
1983*	-15	L 14-34
1984	-17	T 10-10
1985*	-1	L 13-23
1986	-10	L 6-17
1987*		L 10-31
1988		L 6-31
1989*		L 24-31
1990	-25	L 10-30
1991*		L 6-10
1992		L 22-23
1995*		L 20-33
1996		L 0-31
1997*	-12	W 13-10
1998	9-	W 31-0
1999*	9-	W 41-3
2000		W 13-7
2001*		W 34-28
2002	-9	L 3-20

## ■ Michigan St.

UW TRAILS: 18-25  
At Madison: 10-13  
At East Lansing: 7-12  
Neutral: 1-0

Year	Rank	Score
1913*		L 7-12
1918*		W 7-6
1920*		W 27-0
1923*		W 21-0
1925*		W 21-0
1954	5-	W 6-0
1955*	-5	L 0-27
1956	-4	L 0-33
1957*	-6	L 7-21
1958	8-	W 9-7
1961*	-10	L 0-20
1963	8-	L 13-30
1964*		L 6-22
1967		L 7-35
1968*	-19	L 0-39
1971*		W 31-28
1972		L 0-31
1973		L 0-21
1974*	-20	L 21-28
1977*		L 7-9
1978		L 2-55
1979*	-19	W 38-29

1980		W 17-7
1981	14-	L 14-33
1982*		W 24-23
1983*		W 32-0
1984		W 20-10
1985*		L 7-41
1986		L 13-23
1987*	-11	L 9-30
1988		L 0-36
1989*		L 3-31
1990	-24	L 9-14
1991*		L 7-20
1992		L 10-26
1993^	10-	W 41-20
1994	15-	W forfeit
1995*		W 45-14
1996		L 13-30
1999*	16-11	W 40-10
2000		W 17-10
2001*		L 28-42
2002		W 42-24

^ -- Tokyo, Japan

## ■ Minnesota

UW TRAILS: 46-58-8  
At Madison: 29-22-6  
At Minneapolis: 17-36-2

Year	Rank	Score
1890		L 0-63
1891		L 12-26
1892*		L 4-32
1893		L 0-40
1894*		W 6-0
1895		L 10-14
1896*		W 6-0
1897		W 39-0
1898*		W 29-0
1899		W 19-0
1900		L 5-6
1901*		W 18-0
1902		L 0-11
1903*		L 0-17
1904		L 0-28
1905		W 16-12
1907*		T 17-17
1908		W 5-0
1909*		L 6-34
1910		L 0-28
1911*		T 6-6
1912		W 14-0
1913*		L 3-21
1914		L 3-14
1915*		L 3-20
1916		L 0-54
1917*		W 10-7
1918		L 0-6
1919*		L 7-19
1920		W 3-0
1921*		W 35-0
1922		W 14-0
1923*		T 0-0
1924*		T 7-7
1925		T 12-12

1926*		L	10-16	1996*		W	45-28	1966*		T	3-3	1955*	15-	L	16-26
1927		L	7-13	1997		W	22-21	1967*		L	13-17	1956	-9	L	0-21
1928*		L	0-6	1998*	8-	W	26-7	1968		L	10-13	1957*	-12	L	13-16
1929		L	12-13	1999	20-25	W	20-17#	1969		L	7-27	1958	13-2	T	7-7
1930*		W	14-0	2000*		W	41-20	1970*		L	14-24	1959*	12-20	W	12-3
1931		L	0-14	2001		L	31-42	1971		L	11-24	1960	11-9	L	7-34
1932*		W	20-13	2002*		W	49-31	1972*		W	21-14	1961*	-6	L	21-30
1933		L	0-14					1973*		W	36-34	1962	5-	L	7-14
1934*		L	3-6	<b>Northwestern</b>				1974		W	52-7	1963*	2-	L	10-13
1935		L	7-33					1975*		W	17-14	1964	-1	L	3-28
1936*	-2	L	0-24	UW LEADS: 53-30-5				1976		W	28-25	1965*		L	10-20
1937	-7	L	6-13	At Madison: 22-14-2				1977*		W	19-7	1966		L	13-24
1938*	12-	L	0-21	At Evanston: 28-15-1				1978		W	28-7	1967		L	15-17
1939		L	6-23	At Chicago: 0-0-1				1979*		W	28-3	1968*	-2	L	8-43
1940*	-1	L	13-22	At Milwaukee: 3-1-1				1980		W	39-19	1969	-1	L	7-62
1941	-1	L	6-41					1981*		W	52-0	1970*	-3	L	7-24
1942*	7-	W	20-6	<b>Year</b>	<b>Rank</b>	<b>Score</b>		1982*		W	54-20	1971	-12	L	6-31
1943		L	13-25	1890^		L	10-22	1983		W	49-0	1972*	-4	L	20-28
1944*		L	26-28	1891^		T	0-0	1984*		W	31-16	1973*	-1	L	0-24
1945*		W	26-12	1891^		W	40-0	1985*		L	14-17	1974	13-1	L	7-52
1946*		L	0-6	1892		W	26-6	1986		W	35-27	1975	-1	L	0-56
1947		L	0-21	1892^		W	20-6	1987*		L	24-27	1976*	-9	L	20-30
1948*	-15	L	0-16	1895^		W	12-6	1988		L	14-35	1977	-3	L	0-42
1949		L	6-14	1896		T	6-6	1989*		W	35-31	1978*		L	14-49
1950*		W	14-0	1897		W	22-0	1990		L	34-44	1979	-6	L	0-59
1951	8-	W	30-6	1898		W	47-0	1991*		W	32-14	1980	-10	L	0-21
1952*	13-	T	21-21	1899*		W	38-0	1992		L	25-27	1981*	-18	W	24-21
1953	8-	T	21-21	1902*		W	51-0	1993*	21-	W	53-14	1982		W	6-0
1954*	17-10	W	27-0	1903+		T	6-6	1994	24-	W	46-14	1983	-16	L	27-45
1955		L	6-21	1909		W	21-11	1995	24-11	L	0-35	1984*	-6	W	16-14
1956*	-7	T	13-13	1910*		T	0-0	1996*	-14	L	30-34	1985	-3	W	12-7
1957	18-	W	14-6	1911		W	28-3	1997		W	26-25	1986*	-9	L	17-30
1958*	5-	W	27-12	1912*		W	56-0	1998*	14-	W	38-7	1987*		W	26-24
1959	9-	W	11-7	1919		W	10-6	1999	11-	W	35-19	1988		L	12-34
1960*	-4	L	7-26	1920*		W	27-7	2000*	7-	L	44-47##	1989	-22	L	22-42
1961	-3	W	23-21	1921		W	27-0					1990*	-18	L	10-35
1962*	3-5	W	14-9	1929*		L	0-7	^ - Milwaukee				1991	-14	L	16-31
1963		L	0-14	1930		L	7-20	* - Chicago				1992*	-12	W	20-16
1964*		W	14-7	1934		L	0-7					1993*	15-3	T	14-14
1965		L	7-42	1935		L	13-32	<b>Ohio State</b>				1994		L	3-24
1966*		W	7-6	1936	-1	L	18-26	UW TRAILS: 15-50-5				1995*	21-4	L	16-27
1967		L	14-21	1937*		L	6-14	At Madison: 9-23-2				1996	-2	L	14-17
1968*		L	15-23	1938	-7	W	20-13	At Columbus: 6-27-3				1999	-12	W	42-17
1969		L	10-35	1939		L	7-13	<b>Year</b>	<b>Rank</b>	<b>Score</b>		2000*	24-8	L	7-23
1970*		W	39-14	1940*	-4	L	7-27	1913*		W	12-0	2001	-21	W	20-17
1971		L	21-23	1941		L	14-41	1914		W	7-6	2002	-4	L	14-19
1972*		L	6-14	1942	7-	W	20-19	1915*		W	21-0	<b>Penn State</b>			
1973		L	17-19	1943*	-12	L	0-41	1916		L	13-14	UW LEADS: 5-3			
1974*		W	49-14	1944		W	7-6	1917*		L	3-16	At Madison: 3-2			
1975		L	3-24	1945*		L	14-28	1918		W	14-3	At State College: 2-1			
1976*		W	26-17	1946		L	0-28	1919*		L	0-3	<b>Year</b>	<b>Rank</b>	<b>Score</b>	
1977		L	7-13	1947		W	29-0	1920		L	7-13	1953*		W	20-0
1978*		W	48-10	1948*	-10	L	7-16	1930		T	0-0	1970*	-16	W	29-16
1979		W	42-37	1949		W	14-6	1931*		L	0-6	1995	-6	W	17-9
1980*		W	25-7	1950*	-9	W	14-13	1932		T	7-7	1996*	-3	L	20-23
1981		W	26-21	1951	14-13	W	41-0	1933*		L	0-6	1997	-24	L	10-35
1982*		W	24-0	1952*	18-	W	24-20	1941	-20	L	34-46	1998*	13-14	W	24-3
1983		W	56-17	1953		W	34-13	1942*	6-1	W	17-7	2001		W	18-6
1984*		L	14-17	1954*	16-	W	34-13	1944*	19-8	L	7-20	2002*	19-20	L	31-34
1985		L	18-27	1955		W	41-14	1945	-4	L	0-12				
1986*		L	20-27	1956*		L	7-17	1946*	-14	W	20-7				
1987		L	19-22	1957		W	41-12	1948		L	32-34				
1988*		W	14-7	1958*	7-4	W	17-13	1949*		L	0-21				
1989		L	22-24	1959	9-2	W	24-19	1950	15-2	L	14-19				
1990*		L	3-21	1960*		L	0-21	1951*	-9	T	6-6				
1991		W	19-16	1961		W	29-10	1952	1-	L	14-23				
1992*		W	34-6	1962*	8-1	W	37-6	1953*		L	19-20				
1993	15-	L	21-28	1963*		W	17-14	1954	2-4	L	14-31				
1994*		L	14-17	1964		L	13-17								
1995		W	34-27	1965		W	21-7								

**Purdue**

UW LEADS: 36-28-8

At Madison: 21-11-5

At West Lafayette: 15-17-3

Year	Rank	Score
1892		L 4-32
1893*		W 36-30
1894		L forfeit
1906*		W 29-5
1907		W 12-6
1912*		W 41-0
1913		T 7-7
1914*		W 14-7
1915		W 28-3
1925*		W 7-0
1926		T 0-0
1927*		W 12-6
1928		T 19-19
1929*		L 0-13
1930		L 6-7
1931*		W 21-14
1932		L 6-7
1933*		L 0-14
1934		L 0-14
1935*		W 8-0
1936		L 14-35
1937*		T 7-7
1938		L 7-13
1939*		T 7-7
1940		W 14-13
1941*		W 13-0
1942	7-	W 13-0
1943*	-4	L 0-32
1944		L 0-35
1945*		L 7-13
1946	18-	W 24-20
1947*		W 32-14
1950*	20-	W 33-7
1951		W 31-7
1953		W 28-19
1954*	2-5	W 20-6
1955	9-17	W 9-0
1956*	-17	T 6-6
1957	16-	W 23-14
1958*	6-13	W 31-6
1959	9-7	L 0-21
1960*	-7	W 24-13
1963*	5-	W 38-20
1964		L 7-28
1965		L 7-45
1966*		L 0-23
1971*		W 14-10
1972		L 6-27

1973*		L 13-14
1974		W 28-14
1975		W 17-14
1976*		L 16-18
1977*		L 0-22
1978*		T 24-24
1979	-6	L 20-41
1980*	-20	L 6-12
1981*		W 20-14
1982		W 35-31
1983		W 42-38
1984*		W 30-13
1987		L 14-49
1988*		L 6-9
1991		L 7-28
1992*		W 19-16
1993	16-	W 42-28
1994*	23-	T 27-27
1995		L 27-38
1996*		W 33-25
1997	24-	L 20-45
1998*	12-	W 31-24
1999	10-17	W 28-21
2000*	-17	L 24-30#

**UNLV**

UW LEADS: 4-1-0

At Madison: 2-0

At Las Vegas: 2-1

Year	Rank	Score
1985*		W 26-23
1986		L 7-17
1996		W 52-17
1998*	14-	W 52-7
2002		W 27-7

**West Virginia**

UW LEADS: 3-0-0

At Madison: 3-0

At Morgantown: 0-0


Year	Rank	Score
1933*		W 25-6
1957*		W 45-13
2002*	25-	W 34-17

\* -- indicates home game

# -- indicates overtime(s)

Rank -- indicates school's

Associated Press national ranking that week



# BADGERS VS. GOLDEN GOPHERS

There is more at stake than just a win or loss on the team record when Wisconsin and Minnesota face each other on the gridiron. The most-played rivalry in NCAA Division I-A football (112 meetings, including every year consecutively since 1907) is also a battle for possession of Paul Bunyan's Axe. The winner of the game each fall gets to keep the Axe on its campus.

"The records can be thrown away when these two rivals meet on the football field," said Coach Barry Alvarez. "It didn't take very long for me to understand the importance of the game and the history associated with it."

Probably not many people in attendance realized the history they were watching on Nov. 15, 1890. That was the first time that bordering state universities from Wisconsin and Minnesota met on the gridiron in Minneapolis.

The game was just the Badgers' fourth gridiron battle ever. The Golden Gophers won the inaugural battle 63-0, but the start of one of college football's hottest rivalries was born.

The schools met for 15 consecutive years after that (the Badgers won seven and the Golden Gophers won eight) before the series took a one-year hiatus in 1906.

The resumption of the series was a 7-7 tie in 1907 and the schools have met every year since. It is the longest-running rivalry in Division I-A football.

Madison and Minneapolis have alternated hosting the historic matchup since the beginning of the modern era in 1946.

Much prestige has always been associated with the game, but another factor was added in 1948. After Minnesota won a hard-fought 16-0 decision in 1948, the Wisconsin letterwinner's group (the National W Club) presented Minnesota with an axe wielded by legendary lumberjack Paul Bunyan.


Each year since, the winner of the annual battle between the Big Ten rivals is presented with the axe, complete with final scores painted on its handle, for display on its campus.

The Badgers have taken seven of the last eight games from their border rivals. Wisconsin also won six straight in the series between 1978-83.

In the all-time series, Minnesota holds a 58-46-8 advantage. Wisconsin has a 28-22-6 mark in Madison and the Gophers have registered a 36-17-2 mark in Minneapolis.

There have been many notable contests between Wisconsin and Minnesota. Consider these:

- In 1961, Wisconsin intercepted three Gopher passes and upset No. 3-ranked Minnesota 23-21. The loss was Minnesota's only conference defeat of the season and cost it a share of the Big Ten title.
- No. 3 Wisconsin met fifth-ranked Minnesota in 1962 at Camp Randall Stadium. The Badgers, playing for a league title and Rose Bowl berth, won a 14-9 decision. Ralph Kurek scored the winning TD with just 1:37 left.
- Fifth-ranked Wisconsin dropped a 28-21 verdict at the Metrodome in 1993, costing the Badgers an undefeated season. "The loss to Minnesota in '93 might have cost us a national championship," said Alvarez. Wisconsin got a school-record 423 passing yards from Darrell Bevell, but UW had six turnovers.



Wisconsin won back Paul Bunyan's Axe last season after a one-year hiatus.

- With Alvarez watching from a hospital bed after knee surgery, the 1999 Badgers escaped with a 20-17 win. Kicker Vitaly Pisetsky ended the first overtime game in school history with a 31-yard field goal.

"There are a lot of folks who have personal attachments to this matchup," Alvarez said. "The game is a critical one each season for our players and supporters."

## NCAA Division I-A Most-played Rivalries

Wisconsin vs. Minnesota (112)  
Missouri vs. Kansas (111)  
Nebraska vs. Kansas (109)  
Texas vs. Texas A&M (109)  
Miami, Ohio vs. Cincinnati (107)  
North Carolina vs. Virginia (107)  
Baylor vs. Texas Christian (106)

## SLAB OF BACON TROPHY

The Slab of Bacon Trophy was the precursor to Paul Bunyan's Axe as the prize for the winning team in the Wisconsin-Minnesota football series.

Apparently the trophy was given to the winning school by a sorority from the losing institution. The trophy was discontinued in the 1940s and was eventually discovered in a storage room at Camp Randall Stadium by an intern from the UW Men's Sports Information Office during a cleanup project.

The Slab of Bacon trophy is currently housed in the football offices at the UW. "We took home the bacon," Coach Barry Alvarez said in 1992, "and kept it."

## BADGERS ON LIVE TV

Year	Opponent	Network	Result
1951	Illinois	NBC	L 10-14
	Northwestern	---	W 41-0
1952	USC	NBC	L 0-7
1954	Rice	ABC	W 13-7
1955	Purdue	---	W 9-0
	Illinois	CBS	L 14-17
1958	Iowa	---	L 6-9
	Michigan State	---	W 9-7
1959	Illinois	NBC	L 6-9
	Minnesota	---	W 11-7
	Washington	---	L 8-44
1960	Iowa	---	L 21-28
	Minnesota	---	L 7-26
1961	Ohio State	---	L 21-30
	Illinois	ABC	W 55-7
1962	Ohio State	---	L 7-14
	Northwestern	---	W 37-6
	USC	NBC	L 35-42
1963	Northwestern	CBS	W 17-14
1964	Kansas State	NBC	W 17-7
1966	Northwestern	ABC	T 3-3
1967	Ohio State	ABC	L 15-17
1968	Indiana	ABC	L 20-21
	Michigan	ABC	L 9-34
1971	Ohio State	ABC	L 6-31
1974	Nebraska	ABC	W 21-20
	Missouri	ABC	W 59-20
1981	Purdue	ABC	W 20-14
	Iowa	ABC	L 7-17
	Tennessee	---	L 21-28
1982	Illinois	CBS	L 28-29
	Kansas State	---	W 14-3
1984	Missouri	CBS	W 35-34
	Illinois	SV	L 6-22
	Ohio State	CBS	W 16-14
	Iowa	CBS	T 10-10
	Kentucky	T	L 19-20
1986	Michigan	T	L 17-34
	Ohio State	CBS	L 17-30
1989	Miami, Fla.	ABC	L 3-51
1990	California	ESPN	L 12-28
1992	Ohio State	ESPN	W 20-16
	Indiana	ESPN	L 3-10
	Michigan State	ABC	L 10-26
1993	Indiana	ESPN	W 27-15
	Purdue	ESPN	W 42-28
	Michigan	ESPN	W 13-10
	Ohio State	ABC	T 14-14
	Illinois	ABC	W 35-10
	Michigan State	ESPN	W 41-20
	UCLA	ABC	W 21-16
1994	Colorado	ESPN	L 17-55
	Indiana	ESPN	W 62-13
	Michigan State	ESPN	W forfeit
	Michigan	ESPN	W 31-19
	Ohio State	ABC	L 3-24
	Illinois	ABC	W 19-13
	Duke	ESPN	W 34-20

1995	Colorado	ABC	L 7-43
	Stanford	Prime	T 24-24
	Penn State	ESPN	W 17-9
	Ohio State	ABC	L 16-27
	Northwestern	ESPN2	L 0-35
	Michigan State	Creative	W 45-14
	Purdue	Creative	L 27-38
	Minnesota	ESPN2	W 34-27
	Iowa	ESPN2	L 20-33
	Illinois	Creative	T 3-3
1996	E. Michigan	ESPN2	W 24-3
	Stanford	ESPN2	W 14-0
	Penn State	ABC	L 20-23
	Ohio State	ABC	L 14-17
	Northwestern	ESPN	L 30-34
	Michigan State	ESPN2	L 13-30
	Purdue	ESPN	W 33-25
	Minnesota	Creative	W 45-28
	Iowa	ESPN	L 0-31
	Utah	ESPN	W 38-10
1997	Syracuse	ABC	L 0-34
	Indiana	ESPN-R	W 27-26
	Northwestern	ESPN	W 26-25
	Illinois	ESPN-R	W 31-7
	Minnesota	ESPN2	W 22-21
	Iowa	ESPN	W 13-10
	Michigan	ABC	L 16-26
	Penn State	ABC	L 10-35
	Georgia	ESPN	L 6-33
1998	San Diego State	ESPN-R	W 26-14
	Ohio	ESPN-R	W 45-0
	Northwestern	ESPN	W 38-7
	Indiana	ESPN2	W 24-20
	Purdue	ESPN2	W 31-24
	Illinois	ESPN2	W 37-3

	Iowa	ABC	W 31-0
	Minnesota	ESPN	W 26-7
	Michigan	ESPN	L 10-27
	Penn State	ESPN	W 24-3
	UCLA	ABC	W 38-31
1999	Murray State	MSC	W 49-10
	Ball State	State-wide	W 50-10
	Cincinnati	Fox	L 12-17
	Michigan	ABC	L 16-21
	Ohio State	ABC	W 42-17
	Minnesota	ESPN2	W 20-17*
	Indiana	ESPN	W 59-0
	Michigan State	ESPN2	W 40-10
	Northwestern	ESPN-R	W 35-19
	Purdue	ABC	W 28-21
	Iowa	ABC	W 41-3
	Stanford	ABC	W 17-9
2000	W. Michigan	MSC	W 19-7
	Oregon	ABC	W 27-23
	Northwestern	ESPN-R	L 44-47**
	Michigan	ABC	L 10-13
	Ohio State	ABC	L 7-23
	Michigan State	ESPN-R	W 17-10
	Purdue	ESPN	L 24-30*
	Iowa	ESPN-R	W 13-7
	Minnesota	ESPN2	W 41-20
	Indiana	ESPN-R	W 43-22
	UCLA	CBS	W 21-20
2001	Virginia	Fox	W 26-17
	Oregon	ABC	L 28-31
	Fresno State	ESPN	L 20-32
	Penn State	ABC	W 18-6
	Ohio State	ABC	W 20-17
	Illinois	ESPN	L 35-42
	Michigan State	ESPN-R	L 28-42
	Iowa	ESPN-R	W 34-28
	Michigan	ABC	L 17-20
	Minnesota	ESPN2	L 31-42
2002	Fresno State	ESPN	W 23-21
	UNLV	ESPN2	W 27-7
	West Virginia	ESPN-R	W 34-17
	N. Illinois	ESPN-R	W 24-21
	Arizona	ESPN2	W 31-10
	Penn State	ABC	L 31-34
	Indiana	ESPN-R	L 29-32
	Ohio State	ABC	L 14-19
	Michigan State	ESPN2	W 42-24
	Iowa	ESPN	L 3-20
	Illinois	ESPN-R	L 20-37
	Michigan	ESPN2	L 14-21
	Minnesota	ESPN	W 49-31
	Colorado	ESPN	W 31-28*

ESPN-R -- ESPN Regional; SV -- Sports View;  
T -- Turner; MSC -- Midwest Sports Channel

\* -- overtime(s)

## TV RECORDS

Following are all-time records for Wisconsin's head coaches in televised games.

COACH	W-L-T	Pct.
John Jardine	2-1-0	.667
Barry Alvarez	64-38-3	.624
Ivy Williamson	3-3-0	.500
Dave McClain	4-5-1	.450
Milt Bruhn	6-8-1	.433
John Coatta	0-3-0	.000
Jim Hilles	0-2-0	.000
Don Morton	0-1-0	.000
Totals	75-55-5	.574

Alvarez's record by network: 22-11 on ESPN, 11-17-1 on ABC, 13-5 on ESPN2, 2-1-1 on Creative, 11-3 on ESPN-Regional, 1-1 on Fox, 2-0 on Midwest Sports Channel, 1-0 on CBS and 0-0-1 on Prime.

# UW IN THE POLLS

## Associated Press

### 1937

Date	Record	Rank
Oct. 18	4-0	16th

### 1938

Date	Record	Rank
Nov. 7	4-2	15th
Nov. 14	5-2	12th

### 1942

Date	Record	Rank
Oct. 12	3-0-1	7th
Oct. 19	4-0-1	7th
Oct. 26	5-0-1	6th
Nov. 2	6-0-1	2nd
Nov. 9	6-1-1	7th
Nov. 16	7-1-1	7th
Nov. 23	8-1-1	4th
Nov. 30	8-1-1	3rd

### 1944

Date	Record	Rank
Oct. 9	2-0	19th

### 1946

Date	Record	Rank
Oct. 14	3-1	20th
Oct. 28	3-2	18th
Nov. 4	4-2	15th

### 1947

Date	Record	Rank
Nov. 3	4-1-1	19th
Nov. 10	5-1-1	9th

### 1950

Date	Record	Rank
Oct. 9	2-0	15th
Oct. 16	4-0	16th
Oct. 30	4-1	20th
Nov. 6	5-1	15th
Nov. 13	5-2	15th

### 1951

Date	Record	Rank
Pre	0-0	15th
Oct. 22	2-1-1	14th
Oct. 29	3-1-1	10th
Nov. 5	4-1-1	9th
Nov. 12	5-1-1	8th
Nov. 19	6-1-1	8th
Nov. 26	7-1-1	7th
Dec. 3	7-1-1	8th

## WE'RE NO. 1

The Badgers have been ranked as the nation's No. 1 squad just once in their history. That was on Oct. 7, 1952, after a 20-6 win over Illinois. The Badgers lost the next week to Ohio State but went on to a 6-3-1 record and a Rose Bowl berth.

### 1952

Date	Record	Rank
Pre	0-0	7th
Sept. 29	1-0	8th
Oct. 6	2-0	1st
Oct. 13	2-1	12th
Oct. 20	3-1	10th
Oct. 27	3-2	18th
Nov. 3	4-2	18th
Nov. 10	5-2	15th
Nov. 17	6-2	13th
Nov. 24	6-2-1	12th
Dec. 1	6-3-1	11th

### 1953

Date	Record	Rank
Sept. 28	1-0	16th
Nov. 16	6-2	8th
Nov. 23	6-2-1	12th
Nov. 30	6-2-1	15th

### 1954

Date	Record	Rank
Pre	0-0	9th
Sept. 20	0-0	10th
Sept. 27	1-0	5th
Oct. 4	2-0	3rd
Oct. 11	3-0	2nd
Oct. 18	4-0	2nd
Oct. 25	4-1	8th
Nov. 1	4-2	16th
Nov. 8	5-2	14th
Nov. 15	6-2	17th
Nov. 22	7-2	8th
Nov. 29	7-2	9th

### 1955

Date	Record	Rank
Pre	0-0	14th
Sept. 26	1-0	17th
Oct. 3	2-0	9th
Oct. 10	3-0	6th
Oct. 17	3-1	15th

### 1957

Date	Record	Rank
Oct. 7	2-0	16th
Oct. 14	3-0	13th

## VS. TOP 25

Here is UW's all-time record vs. teams ranked in the A.P. polls:

UW	W-L-T
vs. #1	3-14-0
vs. #2	2-12-1
vs. #3	3-7-1
vs. #4	2-15-0
vs. #5	2-9-0
vs. #6	3-8-0
vs. #7	2-5-1
vs. #8	0-8-0
vs. #9	2-10-1
vs. #10	2-8-0
vs. #11	2-4-0
vs. #12	4-7-0
vs. #13	3-2-0
vs. #14	4-4-0
vs. #15	3-3-1
vs. #16	1-6-0
vs. #17	2-3-2
vs. #18	2-3-0
vs. #19	1-5-0
vs. #20	1-7-0
vs. #21	2-0-0
vs. #22	1-1-0
vs. #23	0-0-0
vs. #24	1-1-0
vs. #25	2-1-0

Nov. 18	5-3	18th
Nov. 25	6-3	14th
Dec. 2	6-3	19th

### 1958

Date	Record	Rank
Pre	0-0	14th
Sept. 22	0-0	14th
Sept. 29	1-0	9th
Oct. 6	2-0	6th
Oct. 13	3-0	4th
Oct. 20	3-1	13th
Oct. 27	3-1-1	8th
Nov. 3	4-1-1	7th
Nov. 10	5-1-1	5th
Nov. 17	6-1-1	5th
Nov. 24	7-1-1	6th
Dec. 1	7-1-1	7th

### 1959

Date	Record	Rank
Pre	0-0	6th
Sept. 21	0-0	8th
Sept. 28	1-0	12th
Oct. 5	2-0	9th
Oct. 19	3-1	12th
Oct. 26	4-1	10th

Nov. 2	5-1	9th
Nov. 9	6-1	7th
Nov. 16	6-2	9th
Nov. 23	7-2	5th
Nov. 30	7-2	6th
Dec. 7	7-2	6th

### 1960

Date	Record	Rank
Oct. 10	3-0	12th
Oct. 17	3-1	11th

### 1961

Date	Record	Rank
Nov. 27	6-3	13th

### 1962

Date	Record	Rank
Oct. 8	2-0	13th
Oct. 15	3-0	10th
Oct. 22	4-0	5th
Oct. 29	4-1	11th
Nov. 5	5-1	8th
Nov. 12	6-1	4th
Nov. 19	7-1	3rd
Nov. 26	8-1	2nd
Dec. 3	8-1	2nd

### 1963

Date	Record	Rank
Pre	0-0	7th
Sept. 23	1-0	6th
Sept. 30	2-0	4th
Oct. 7	2-0	5th
Oct. 14	3-0	2nd
Oct. 21	4-0	2nd
Oct. 28	4-1	8th

### 1974

Date	Record	Rank
Sept. 23	2-0	11th
Oct. 7	3-1	13th
Oct. 17	3-2	13th
Nov. 25	7-4	19th
Dec. 2	7-4	20th

### 1977

Date	Record	Rank
Oct. 3	4-0	19th
Oct. 10	5-0	14th

### 1981

Date	Record	Rank
Sept. 14	1-0	20th
Oct. 12	3-1	14th

### 1984

Date	Record	Rank
Dec. 5	7-3-1	20th

## ■ UW IN THE FINAL POLLS

Year	Record	AP	UPI	ESPN/USA Today	BCS
1942	8-1-1	3rd	—	—	—
1950	6-3-0	—	T20th	—	—
1951	7-1-1	8th	8th	—	—
1952	6-3-1	11th	10th	—	—
1953	6-2-1	15th	14th	—	—
1954	7-2-0	9th	10th	—	—
1957	6-3-0	19th	T14th	—	—
1958	7-1-1	7th	6th	—	—
1959	7-3-0	6th	6th	—	—
1961	6-3-0	—	18th	—	—
1962	8-2-0	2nd	2nd	—	—
1993	10-1-1	6th	—	5th	—
1998	11-1-0	6th	—	5th	—
1999	10-2-0	4th	—	4th	7th
2000	9-4-0	23rd	—	24th	—

## 1993

Date	Record	Rank
Sept. 13	2-0	24th
Sept. 20	3-0	23rd
Sept. 27	4-0	22nd
Oct. 4	4-0	21st
Oct. 11	5-0	16th
Oct. 18	6-0	15th
Oct. 25	6-1	21st
Nov. 1	7-1	15th
Nov. 8	7-1-1	14th
Nov. 15	8-1-1	12th
Nov. 22	8-1-1	10th
Nov. 29	8-1-1	10th
Dec. 6	9-1-1	9th
Jan. 3	10-1-1	6th

## 1994

Date	Record	Rank
Pre	0-0	10th
Sept. 4	0-0	10th
Sept. 11	1-0	10th
Sept. 18	1-1	16th
Sept. 25	2-1	15th
Oct. 2	2-2	24th
Oct. 9	3-2	23rd

## 1995

Date	Record	Rank
Pre	0-0	21st
Oct. 1	2-1-1	22nd
Oct. 8	2-1-1	21st
Oct. 15	2-2-1	24th

## 1997

Date	Record	Rank
Pre	0-0	24th
Aug. 25	0-1	24th
Oct. 13	6-1	24th
Nov. 9	8-2	23rd
Nov. 16	8-3	24th

## 1998

Date	Record	Rank
Pre	0-0	20th
Sept. 6	1-0	17th
Sept. 13	2-0	14th
Sept. 20	3-0	14th
Sept. 27	4-0	13th
Oct. 4	5-0	12th
Oct. 11	6-0	9th
Oct. 18	7-0	9th
Oct. 25	8-0	9th
Nov. 1	8-0	8th
Nov. 8	9-0	8th
Nov. 15	9-1	13th
Nov. 22	10-1	10th
Nov. 29	10-1	8th
Dec. 6	10-1	9th
Jan. 4	11-1	6th

## 1999

Date	Record	Rank
Pre	0-0	10th
Aug. 30	0-0	9th
Sept. 5	1-0	9th
Sept. 12	2-0	9th
Sept. 19	2-1	20th
Oct. 3	3-2	20th
Oct. 10	4-2	17th
Oct. 17	5-2	17th
Oct. 24	6-2	11th
Oct. 31	7-2	10th
Nov. 7	8-2	9th
Nov. 14	9-2	5th
Nov. 21	9-2	4th
Dec. 5	9-2	4th
Jan. 4	10-2	4th

## 2000

Date	Record	Rank
Pre	0-0	4th
Sept. 3	1-0	5th
Sept. 10	2-0	4th
Sept. 17	3-0	7th

Sept. 24	3-1	14th
Oct. 1	3-2	24th
Jan. 4	9-4	23rd

## 2001

Date	Record	Rank
Pre	0-0	22nd
Aug. 27	1-0	22nd
Sept. 2	1-1	23rd

## 2002

Date	Record	Rank
Pre	0-0	25th
Sept. 2	2-0	25th
Sept. 9	3-0	22nd
Sept. 16	4-0	22nd
Sept. 23	5-0	21st
Sept. 30	5-0	19th
Oct. 7	5-1	23rd

■ ESPN / USA  
Today

## 1993

Date	Record	Rank
Sept. 13	2-0	25th
Sept. 20	3-0	22nd
Sept. 27	4-0	20th
Oct. 4	4-0	19th
Oct. 11	5-0	16th
Oct. 18	6-0	12th
Oct. 25	6-1	20th
Nov. 1	7-1	14th
Nov. 8	7-1-1	13th
Nov. 15	8-1-1	11th
Nov. 22	8-1-1	8th
Nov. 29	8-1-1	7th
Dec. 6	9-1-1	7th
Jan. 3	10-1-1	5th

## 1994

Date	Record	Rank
Pre	0-0	11th
Sept. 4	0-0	11th
Sept. 11	1-0	10th
Sept. 18	1-1	15th
Sept. 25	2-1	14th
Oct. 2	2-2	22nd
Oct. 9	3-2	20th

## 1995

Date	Record	Rank
Pre	0-0	22nd
Oct. 8	2-1-1	25th

## 1997

Date	Record	Rank
Pre	0-0	24th
Oct. 13	6-1	24th
Nov. 9	8-2	24th
Nov. 16	8-3	24th

## 1998

Date	Record	Rank
Pre	0-0	20th
Sept. 6	1-0	17th
Sept. 13	2-0	14th
Sept. 20	3-0	14th
Sept. 27	4-0	13th
Oct. 4	5-0	10th
Oct. 11	6-0	9th
Oct. 18	7-0	8th
Oct. 25	8-0	8th
Nov. 1	8-0	7th
Nov. 8	9-0	6th
Nov. 15	9-1	12th
Nov. 22	10-1	9th
Nov. 29	10-1	8th
Dec. 6	10-1	8th
Jan. 4	11-1	6th

## 1999

Date	Record	Rank
Pre	0-0	10th
Sept. 5	1-0	8th
Sept. 12	2-0	8th
Sept. 19	2-1	17th
Oct. 3	3-2	20th
Oct. 10	4-2	18th
Oct. 17	5-2	16th
Oct. 24	6-2	11th
Oct. 31	7-2	10th
Nov. 7	8-2	9th
Nov. 14	9-2	5th
Nov. 21	9-2	4th
Dec. 5	9-2	4th
Jan. 4	10-2	4th

## 2000

Date	Record	Rank
Pre	0-0	5th
Sept. 3	1-0	6th
Sept. 10	2-0	5th
Sept. 17	3-0	6th
Sept. 24	3-1	17th
Oct. 1	3-2	22nd
Jan. 4	9-4	24th

## 2001

Date	Record	Rank
Pre	0-0	23rd
Aug. 27	1-0	23rd
Sept. 2	1-1	23rd

## 2002

Date	Record	Rank
Pre	0-0	23rd
Aug. 26	1-0	25th
Sept. 2	2-0	21st
Sept. 9	3-0	18th
Sept. 16	4-0	17th
Sept. 23	5-0	16th
Sept. 30	5-0	15th
Oct. 7	5-1	22nd

# COMEBACK WINS


## Wisconsin's Fourth-quarter Comebacks In The Modern Era (since 1946)

Year	Opponent	Trailed	Winning Play	Time	Final
2002	Colorado	28-21	Mike Allen 37 FG	OT	31-28
2002	Minnesota	31-28	Brooks Bollinger 1 run	10:21	49-31
2002	Northern Illinois	21-17	Brooks Bollinger 2 run	01:21	24-21
2002	Fresno State	21-20	Mike Allen 34 FG	02:05	23-21
2001	Ohio State	14-17	Mark Neuser 33 FG	02:10	20-17
2000	UCLA	14-20	Vitaly Pisetsky extra point kick (after Michael Bennett 6 run)	08:55	21-20
2000	Cincinnati	13-19	Eddie Faulkner 16 run	OT	28-25
2000	Oregon	20-23	Brooks Bollinger 1 run	05:25	27-23
1999	at Minnesota	14-17	Vitaly Pisetsky 31 FG	OT	20-17
1998	San Diego State	13-14	Mike Samuel 47 run	11:56	26-14
1998	at Indiana	17-20	Ron Dayne 4 run	10:53	24-20
1997	at Minnesota	13-21	Ron Dayne 1 run	07:40	22-21
1997	at Northwestern	23-25	Matt Davenport 48 FG	00:06	26-25
1997	Indiana	24-26	Matt Davenport 43 FG	00:06	27-26
1997	Boise State	21-24	Mike Samuel 12 run	00:49	28-24
1993	at SMU	10-16	J.C. Dawkins 25 pass from Darrell Bevell	06:28	24-16
1992	Northern Illinois	3-17	Brent Moss 11 run	02:09	18-17
1992	Purdue	9-16	Rich Thompson 49 FG	00:38	19-16
1987	Ohio State	23-24	Todd Gregoire 41 FG	10:49	26-24
1985	UNLV	20-23	Todd Gregoire 20 FG	03:38	26-23
1984	at Missouri	7-28	Marck Harrison 21 run	05:18	35-34
1983	at Purdue	28-31	Randy Wright 8 run	06:43	35-31
1982	at Purdue	23-31	Jim Melka 32 punt blocked return	00:30	35-31
1981	Purdue	0-7	Dave Mohapp 5 run	10:40	20-14
1981	at Minnesota	20-21	Michael Jones 7 pass from Randy Wright	01:05	26-21
1978	Oregon	7-19	Kevin Cohee 4 run	01:32	22-19
1976	at Northwestern	21-25	Larry Canada 1 run	00:12	28-25
1975	at Purdue	6-14	Vince Lamia 40 FG	00:05	17-14
1974	Nebraska	7-17	Jeff Mack 77 pass from Gregg Bohlig	03:29	21-20
1973	Northwestern	29-34	Rodney Rhodes 5 pass from Gregg Bohlig	00:33	36-34
1972	Northwestern	7-14	Jeff Mack 51 pass from Rudy Steiner	09:18	21-14
1971	Purdue	7-10	Alan Thompson 3 run	00:09	14-10
1970	at Illinois	14-17	Al Hannah 5 pass from Neil Graff	10:20	29-17
1969	Iowa	0-17	Randall Marks 17 pass from Neil Graff	02:08	23-17
1966	Minnesota	0-6	Tom Schinke extra point kick (after Tom McCauley 3 pass from John Ryan)	13:02	7-6
1965	Iowa	7-13	Louis Jung 42 pass from Charles Burt	03:42	16-13
1963	at Notre Dame	7-9	Ralph Kurek 1 run	01:07	14-9
1962	Minnesota	7-9	Ralph Kurek 2 run	01:37	14-9
1960	Michigan	6-13	Jim Bakken 19 FG	01:58	16-13
1959	at Minnesota	3-7	Dale Hackbart 1 run	06:19	11-7
1954	Rice	6-7	Alan Ameche 1 run	00:50	13-7
1954	at Illinois	7-14	Robert Gingrass 3 run	06:20	27-14
1953	Iowa	3-6	Harland Carl 38 pass from Jim Miller	07:55	10-6
1948	Illinois	14-16	Clarence Self 2 run	12:23	20-16

# WISCONSIN ATTENDANCE

## Average Home Attendance

Year	Avg.	Year	Avg.
1921	11,962	1962	55,877
1922	11,075	1963	61,223
1923	16,387	1964	60,718
1924	14,592	1965	56,428
1925	15,118	1966	51,725
1926	19,228	1967	52,495
1927	18,512	1968	43,559
1928	29,334	1969	48,898
1929	21,560	1970	56,223
1930	18,175	1971	68,131
1931	15,068	1972	70,454
1932	16,344	1973	60,400
1933	13,579	1974	71,630
1934	20,666	1975	73,962
1935	15,889	1976	70,898
1936	19,117	1977	72,682
1937	24,121	1978	71,443
1938	31,731	1979	73,979
1939	23,726	1980	71,360
1940	26,277	1981	71,640
1941	26,212	1982	71,060
1942	29,026	1983	69,787
1943	14,374	1984	74,681
1944	22,010	1985	71,613
1945	32,666	1986	68,052
1946	45,000	1987	59,256
1947	44,200	1988	49,297
1948	44,167	1989	41,734
1949	44,200	1990	51,027
1950	45,000	1991	49,676
1951	46,151	1992	61,378
1952	51,953	1993	75,507
1953	51,652	1994	77,328
1954	53,491	1995	78,222
1955	53,491	1996	77,949
1956	53,503	1997	77,880
1957	47,683	1998	77,428
1958	55,263	1999	78,081
1959	53,317	2000	78,711
1960	59,956	2001	78,333
1961	47,143	2002	78,023



79,507	Ohio State	1995	1981	501,482	71,640	10th
79,421	Iowa	2001	1982	497,419	71,060	11th
79,404	Iowa	1999	1983	488,508	69,787	16th
79,403	Penn State	2002	1984	373,405	74,681	13th
79,327	Illinois	1997	1985	429,683	71,613	14th
79,264	Indiana	2001	1992	368,269	61,378	19th
79,253	Ohio State	1980	1993	377,537	75,507	10th
79,203	Michigan State	1970	1994	463,970	77,328	8th
79,171	Minnesota	2000	1995	469,330	78,222	8th
79,111	Purdue	1976	1996	467,692	77,949	10th
79,108	Michigan State	2001	1997	467,281	77,880	11th
79,048	Purdue	2000	1998	464,570	77,428	13th
79,045	Ohio State	2000	1999	468,487	78,081	14th
79,037	Michigan	1999	2000	550,974	78,711	15th
79,026	Iowa	1979	2001	548,334	78,333	16th
79,023	Iowa	1985	2002	624,182	78,023	15th
79,022	Michigan	1975				
79,015	Colorado	1995				
78,986	Purdue	1978				
78,973	Ohio State	1981				
78,964	Penn State	1998				
78,911	Michigan	1974				
78,907	Iowa	1995				

## Largest Home Crowds

Attend.	Opponent	Year
80,024	Michigan	1978
79,940	Ohio State	1978
79,864	Iowa	1997
79,806	Michigan	1997
79,729	Ohio State	2002
79,633	Michigan	2001
79,607	Penn State	1996
79,579	Ohio State	1976
79,576	Northwestern	1996
79,521	Iowa	1976



## NCAA Attendance Rank

Year	Total	Avg.	Rank
1972	422,721	70,454	4th
1973	422,803	60,400	5th
1974	358,150	71,630	4th
1975	443,772	73,962	4th
1976	425,386	70,898	5th
1977	436,093	72,682	5th
1978	500,102	71,443	7th
1979	443,875	73,979	7th
1980	428,158	71,360	8th




## SEASON TICKETS


Following is a year-by-year listing of season tickets sold at Wisconsin during the Alvarez era.

1990	not available
1991	not available
1992	31,488 (5,322 students)
1993	41,585 (11,859 students)
1994	58,121 (13,700 students)
1995	61,971 (12,463 students)
1996	57,753 (9,328 students)
1997	60,060 (9,964 students)
1998	60,541 (11,028 students)
1999	59,373 (11,541 students)
2000	61,404 (13,222 students)
2001	62,026 (13,828 students)
2002	61,226 (12,376 students)



# MEDIA





# SPORTS INFORMATION STAFF



## Justin Doherty

### Dir. of Sports Information

Justin Doherty is in his third season as sports information director at Wisconsin after spending the previous seven years as associate SID in the UW men's sports information office.

Doherty oversees sports information duties for Wisconsin's 23 varsity sports. He is the day-to-day contact for the Badger football squad. In his previous role at the UW, Doherty handled media relations for the Badger men's basketball team, including the program's trip to the 2000 NCAA Final Four. He also assisted with publicity for the football team.

Doherty was SID at North Dakota from 1992-94 and an assistant SID at Northern Michigan from 1990. He was the media relations contact for the Wildcats' 1991 NCAA Division I hockey national champion.

Doherty, who worked in press operations at the 2002 Winter Olympics in Salt Lake City, is currently working toward a master's degree in journalism. He earned a B.A. in journalism from Michigan State in 1988. He is a member of the College Sports Information Directors of America (CoSIDA). A native of Southfield, Mich., Doherty and his wife, Martha, have a daughter, Erin.



## Tam Flarup

### Director of Web Site Services

Tam Flarup is in her 27th year with the UW Athletic Department, including her third as director of web site

services. The longtime Wisconsin director of women's sports information (24 years), Flarup's primary duties are to manage the content and design of Wisconsin's official web site, UWBADGERS.COM. She is also the day-to-day media relations contact for the UW women's basketball program.

The Wisconsin athletic Web site has flourished under Flarup's direction. It continues to set records for visits and is a

critical component of the department's communications.

Flarup is a member of the NCAA Communications Committee working every NCAA Women's Basketball Final Four since 1995. She also has served the College Sports Information Directors of America as a board member and on numerous committees. An Iowa native, Flarup is a 1975 graduate of Iowa State University with a double major in journalism and physical education.



## Diane Nordstrom

### Associate Director

Diane Nordstrom is in her 14th year as an associate sports information director at

Wisconsin. She is the primary media contact for volleyball and the men's and women's track and field teams. She is also the department's publications coordinator, with responsibilities in overseeing production of all Wisconsin athletic media guides.

Nordstrom served as the host SID for the 1993 and 1998 NCAA Division I Women's Volleyball Championships and several Big Ten Conference championships, including the 2002 Big Ten Men's Outdoor Track and Field Championships.

Nordstrom, who was a four-year letterwinner in track at Wisconsin (she set the school record in the discus), was voted Volleyball SID of the Year in 2001 by the American Volleyball Coaches Association.

A native of Melrose, Wis., she is a 1984 graduate of Wisconsin with a B.A. in journalism.



## Julie Kluge

### Assistant Director

Julie Kluge is in her 14th year as a full-time member of the UW Sports Information Office. She has worked for the Department of

Athletics since 1984.

Kluge directs publicity for the Badger men's soccer, wrestling, women's

tennis and softball teams. She has served as the media director for the 1993 and 1997 NCAA Hockey Championships as well as the 1995 and 1999 West Regionals and Badger Hockey Showdown. Kluge also has worked in a media relations capacity at the annual NCAA Frozen Four tournament since 1996.

Kluge produced eight UW men's hockey guides that won awards from the College Sports Information Directors of America (CoSIDA), including two named "Best in the Nation."

A member of CoSIDA and native of Benton, Wis., Kluge graduated from UW-Madison in 1988 with B.S. degrees in zoology and secondary education.



## Brian Lucas

### Assistant Director

Brian Lucas is in his fifth year in the Wisconsin Sports Information Office, his third as the primary men's basketball con-

tact. He also assists in media relations for football and serves as the editor of both the football and men's basketball game programs. Additionally, Lucas is the primary contact for the men's and women's cross country teams.

Lucas has handled Badger basketball publicity for the program's back-to-back Big Ten championship seasons (2002 and 2003). He was the secondary basketball contact during the Badgers' run to the NCAA Final Four in 2000.

As an intern at the UW, Lucas was responsible for several varsity sports during his first two years, including men's soccer and track. Prior to coming to Wisconsin, Lucas worked one year as an intern in the Marquette Sports Information Office.

Lucas, 27, is a 1998 graduate of Notre Dame from where he earned a B.A. in English and American Studies. He worked for three years in the Irish Sports Information Office. He is a native of Oceanside, N.Y.

**■ UW SID OFFICE****Office Basics**

Phone: (608) 262-1811  
 Fax: (608) 262-8184  
 Website: UWBADGERS.COM  
 Address: 1440 Monroe Street, Madison, WI 53711  
 Location: 4th Floor, Camp Randall Stadium

**Director of Sports Information**

Justin Doherty (football contact)  
 H: 608-845-7201; C: 608-225-1891  
 Email: jmd@athletics.wisc.edu

**Director of Website Services**

Tamara Flarup  
 H: 608-238-3650; C: 608-444-6588  
 Email: tjf@athletics.wisc.edu

**Associate SID**

Diane Nordstrom  
 H: 608-243-8556; C: 608-516-6369  
 Email: dkn@athletics.wisc.edu

**Assistant SID**

Julie Kluge  
 H: 608-826-0950; C: 608-516-6609  
 Email: jak@athletics.wisc.edu

**Assistant SID**

Brian Lucas  
 C: 608-513-3987  
 Email: bml@athletics.wisc.edu

**SID Assistants**

Paul Capobianco  
 H: TBA; C: 608-219-6278  
 Email: phc@athletics.wisc.edu

Jessica Burda  
 C: 608-712-1481  
 Email: jdb@athletics.wisc.edu

Nick Brilowski  
 H: 608-845-9166  
 Email: nrb@athletics.wisc.edu

**Sports Information Office Assistant**

Barb Wyatt

**Sports Information Student Assistants**

Erin Baugus	Angela Hong
Jenny Beorkrem	Angela Laubmeier
Michael Burger	Kelsey Mandl
Conor Caloia	Valerie Todryk
Mike DeVine	Jen Werner



## Paul Capobianco

### Assistant

Paul Capobianco is in his fifth year as a member of the Wisconsin Sports Information staff. He handles media

relations for the Badger men's hockey program after serving his first four years as the main contact for women's ice hockey. He also covers the men's and women's open and lightweight crew programs.

Capobianco also served for three years as the publicity director for the women's Western Collegiate Hockey Association. A three-year letterwinner and member of Notre Dame's 1994 national championship fencing team, Capobianco graduated in 1996 with a B.S. in biology.

A native of Selden, N.Y., Capobianco and his wife, Laurie, were married in June of 2003.



## Jessica Burda

### Intern

Jessica Burda is in her third year with the Wisconsin Sports Information Office and her second as an intern.

Burda is the primary contact for Badger women's hockey, as well as men's and women's golf.

Burda previously handled publicity for the men's soccer and wrestling programs. She was the media coordinator for the 2002 Big Ten Wrestling Championships held in Madison.

A 2000 graduate of UW-Stevens Point, Burda earned a master's degree in journalism from UW-Madison in 2002. She is a native of Madison, Wis.



## Nick Brilowski

### Intern

Nick Brilowski is in his first season as an intern at Wisconsin. He is responsible for publici-

ty of the women's soccer, men's and women's swimming, and men's tennis programs.

Brilowski comes to Wisconsin from

Northwestern, where he was an intern in 2002-03. He handled volleyball, men's and women's swimming and diving, and softball for the Wildcat sports information office. A 2002 graduate of UW-Stevens Point, Brilowski has a B.A. in communications. He is a native of Stevens Point, Wis.

## ■ OPPONENT CONTACTS

**WEST VIRGINIA SID: SHELLEY POE**

Phone: (304) 293-2821 / Fax: (304) 293-4105  
 E-mail: shelly.poe@mail.wvu.edu  
 Web Site: www.MSNsportsNET.com

**AKRON SID: SHAWN NESTOR**

Phone: (330) 972-6292 / Fax: (330) 374-8844  
 E-mail: nestor@uakron.edu  
 Web Site: www.GoZips.com

**UNLV SID: MARK WALLINGTON**

Phone: (702) 895-4472 / Fax: (702) 895-0989  
 E-mail: mwallington@ccmail.nevada.edu  
 Web Site: www.unlvrebels.com

**NORTH CAROLINA SID: KEVIN BEST**

Phone: (919) 962-8916 / Fax: (919) 962-0612  
 E-mail: kbext@unca.unc.edu  
 Web Site: www.TarHeelBlue.com

**ILLINOIS SID: CASSIE ARNER**

Phone: (217) 333-1391 / Fax: (217) 333-5540  
 E-mail: arner@uiuc.edu  
 Web Site: www.fightingillini.com

**PENN STATE SID: JEFF NELSON**

Phone: (814) 865-1757 / Fax: (814) 863-3165  
 E-mail: jtn4@psu.edu  
 Web Site: www.gopsusports.com

**OHIO STATE SID: STEVE SNAPP**

Phone: (614) 292-3103 / Fax: (614) 292-8547  
 E-mail: snapp.1@osu.edu  
 Web Site: www.ohiostatebuckeyes.com

**PURDUE SID: TOM SCHOTT**

Phone: (765) 494-3145 / Fax: (765) 494-5447  
 E-mail: tschott@purdue.edu  
 Web Site: www.purduesports.com

**NORTHWESTERN SID: MIKE WOLF**

Phone: (847) 491-7503 / Fax: (847) 491-8818  
 E-mail: mwolf@northwestern.edu  
 Web Site: www.nusports.com

**MINNESOTA SID: SHANE SANDERSFELD**

Phone: (612) 626-0299 / Fax: (612) 625-0359  
 E-mail: sande102@umn.edu  
 Web Site: www.gophersports.com

**MICHIGAN STATE SID: JOHN LEWANDOWSKI**

Phone: (517) 355-2271 / Fax: (517) 353-9636  
 E-mail: lewand19@msu.edu  
 Web Site: www.msuspartans.com

**IOWA SID: PHIL HADDY**

Phone: (319) 335-9411 / Fax: (319) 335-9417  
 E-mail: phillip-haddy@hawkeyesports.com  
 Web Site: www.hawkeyesports.com

## UWBADGERS.COM

**Web Site is the source for  
Badger sports information**

**UWBADGERS.COM**

The Official Website  
of Wisconsin Athletics



The Department of Athletics has made a strong commitment towards bringing its news straight to the fans. The Badgers' Web site (UWBADGERS.COM) produces news updates multiple times daily to keep fans up-to-speed on the happenings in the Department of Athletics.

Web users can tune in for live video streaming of media conferences, chat with coaches, staff and student/athletes, order tickets online or listen to live radio broadcasts of games.

The Badger Web site is maintained internally by a dedicated team of technical experts and an experienced editorial staff.

The Athletic Department site is the most visited one on the UW-Madison campus, averaging more than 1.7 million page views and 25 million hits monthly.


Visitors from all over the United States and the world (an average of 86 different countries monthly) continue to log on to catch the latest Badger athletics news and those visitors are staying at the site longer and longer.

The screenshot shows the UWBADGERS.COM website interface. At the top, it says 'The Official Website of Wisconsin Athletics' and 'WISCONSIN BADGERS'. There are navigation links for 'HOME', 'CONTACT US', and 'UW-MADISON'. A search bar is present. The main content area is divided into sections: 'FOOTBALL WISCONSIN MICHIGAN' with a 'Select Sport' dropdown, 'TOP NEWS' featuring articles about Kirchberg named Big Ten Pitcher of the week and Men's Crew Takes Jablonic Cup, 'RECENT HEADLINES' about Men's Golf, and 'SIDELINES' about Track & Field. There are also links for 'BUY TICKETS!', 'BADGER LINKS', and 'Athlete of the Week'.

**The Department of Athletics' Web site is one of the most popular in college athletics.**

In the fall of 2002 the Department of Athletics unveiled a re-design of its website, making it easier to navigate, more pleasing to the eye and a worthwhile journey for those who want the latest information on the Badgers.

New features are constantly being added the site is continually being refined, so check back often!



Coach Barry Alvarez's press conferences can be viewed live on UWBADGERS.COM.

# COVERAGE GUIDELINES

The 2003 Wisconsin football guide has been produced to assist the news media with covering the Badgers. We have continued to try and add relevant materials to this publication each year and would welcome additions or corrections with proper documentation. Additional information on Wisconsin football will be produced throughout the year by the Sports Information Office. We also encourage you to regularly check the department's Web site (UWBADGERS.COM) to get updated information on the team. Our staff looks forward to working with you this fall.

## Interview Requests

All Badger practices, including Friday walk-throughs, are closed to the media. Interviews are conducted as follows:

### Alvarez Interviews

Barry Alvarez holds a weekly media conference Mondays at 1 p.m. during the fall. Those sessions are video-streamed live on UWBADGERS.COM. Alvarez' comments are available on UWBADGERS.COM late Monday afternoon as both a video archive and a transcript. Alvarez is available for interviews after practice Tuesday through Thursday.

Additionally, Alvarez is available every Tuesday from 11:50-noon CT on the Big Ten Teleconference.

### Assistant Coach Interviews

Wisconsin assistant coaches are available after practice on Tuesdays and Wednesdays in the basement of the McClain Center. If you wish to arrange a special interview with an assistant coach during the week, contact the Sports Information Office at (608) 262-1811.

### Player Interviews

Badger players can be interviewed during the week on Tuesdays and Wednesdays after practice (approximately 6 p.m.) in the lower level of the McClain Center outside of the Wisconsin locker room area.

Phone calls by players to out-of-town media are made at the players' convenience between 7:30-10 p.m. CT on Tuesdays and Wednesdays only. Interviews should be arranged through Brian Lucas (608/262-1811) of the Sports Information Office. Home numbers will not be made available to the media, and players have been instructed not to conduct interviews when contacted without prior approval from the SID staff.

## Ordering Phone Lines

Several courtesy phone lines (credit card and collect calls only) on level four of the press box are available on a first-come, first-served basis for the news media. News organizations requiring their own phones should call Jamie Buchanan at (608) 265-8546 or email him at JB2@athletics.wisc.edu to order lines.

## Credential Guidelines

### Communications Center & Sideline Passes

Requests for credentials to cover Wisconsin football should be sent on company letterhead to: Sports Information Office, University of Wisconsin, 1440 Monroe Street, Madison, WI 53711. The fax number is (608) 262-8184. Requests should be received at least 10 days in advance of the game.

Sideline credentials will be issued only to accredited photographers and reporters on assignment. You must display both a credential and an armband prominently to be on the field level. Your media credential alone will not give you access to the sidelines. Armbands can be picked up in the Reinke Room (north end) of the Field House. Media members cannot work between the 25-yard lines as recommended by the NCAA in its game management manual.

Credentials will be mailed if time permits. Those passes which cannot be mailed will be left with the parking attendant (white vehicle) at the entrance of Lot 17 on Engineering Drive (north end of the Stadium).

Credentials will be issued according to the following priorities: 1) TV and radio stations originating a live broadcast; 2) national publications, newspapers filing for the following day's publication and news outlets designated by the visiting SID; 3) TV and radio stations covering for nightly news; and 4) other requests, which will be evaluated on a space-available basis. Spouses, dates, non-workers and children are not allowed in the media areas as dictated by the NCAA. Anyone violating these standards will be denied credentials to future games.



The communications center at Camp Randall Stadium

## IMPORTANT DATES TO REMEMBER

Preseason fall practice is held at the Bishop O'Connor Catholic Center (3577 High Point Road, Middleton, WI).

July 23-24	Big Ten Media Day & Kickoff Luncheon, Chicago, Ill.
August 5	All players report to O'Connor Catholic Center
August 6	MEDIA DAY, O'Connor Catholic Center
August 6	First full team practice at O'Connor Catholic Center
August 22	Last day of camp at O'Connor Catholic Center
August 24	Badger Football Family Fun Day, Camp Randall Stadium
August 30	Season opener at West Virginia
Sept. 2	First day of classes at UW-Madison

## Media Parking

A very limited number of parking passes in the Lot 17 ramp (north of Camp Randall Stadium) are available for working media. Make your request to the Sports Information Office for consideration.

## Satellite Trucks

For news organizations that send a satellite truck to cover a game at Camp Randall Stadium, please contact Barry Fox (Director of Facilities) prior to arrival. His phone number is (608) 262-3631. Extremely limited parking (for the satellite vehicle only) is available at the southwest corner of the stadium near the Athletic Operations Building. The electrician who can assist with powering up is Ed Walsh (cell: 608-235-8552).

## Gameday Services

### Media Services

Facilities for the working press are located on the fourth level of the press box. Flipcards, notes and game programs are delivered to each working location prior to kickoff. A full statistics packet will be available after the game in the press box. Final packets will be distributed in the McClain Center weight room once they are completed.

### Faxing Statistics Packets

Final game statistics are immediately available after the game at UWBADGERS.COM. If you do not wish to use this service, packets can be faxed to your outlet.

## Post-game Interview Procedures

With approximately four minutes left in the game, media members will be escorted to the interview areas by Sports Information staff. Barry Alvarez holds his post-game media conference on the first floor of the McClain Center. The session is for credentialed news media only. Alvarez's media conference is live video streamed on UWBADGERS.COM.

After Alvarez's session, requested Wisconsin players are available for interviews in the McClain Center weight room (lower level). The Wisconsin locker room is closed to the media.

The opposing head coach is available for interviews in the Camp Randall Stadium weight room (downstairs from the opponent locker room).

## Professional Scouts

### Scouting Tickets & Parking

As per the Big Ten's policy, professional scouts must purchase tickets through the UW Ticket Office at 608-262-1440. Press box passes are not available for scouts. You can fax your request to (608) 265-4931.

## Weekly Schedule

Contact the Sports Information Office for confirmation of practice schedules. The typical weekly schedule is:

Day	Practice	Interviews
Mon.	None	Media conf.
Tue.	3-6	After practice
Wed.	3-6	After practice
Thu.	3-4:30	Alvarez only
Fri.	3-4	Alvarez only
Sat.	Game	Post-game
Sun.	2-3:30	None

## Internet Addresses

Wisconsin athletic department news releases, schedules and statistics are also available via the division's Web site.

### UWBADGERS.COM

Following are Web site addresses for the Big Ten Conference and its member institutions:

Big Ten ([www.bigten.org](http://www.bigten.org))  
 Illinois ([www.fightingillini.com](http://www.fightingillini.com))  
 Indiana ([www.athletics.indiana.edu](http://www.athletics.indiana.edu))  
 Iowa ([www.hawkeyesports.com](http://www.hawkeyesports.com))  
 Michigan ([www.goblue.com](http://www.goblue.com))  
 Mich. State ([www.msuspartans.com](http://www.msuspartans.com))  
 Minnesota ([www.gophersports.com](http://www.gophersports.com))  
 Northwestern ([www.nusports.com](http://www.nusports.com))  
 Ohio St. ([www.ohiostatebuckeyes.com](http://www.ohiostatebuckeyes.com))  
 Penn State ([www.gopsusports.com](http://www.gopsusports.com))  
 Purdue ([www.purduesports.com](http://www.purduesports.com))

## Big Ten Teleconference

Throughout the conference season, media members can gain access to all 11 conference coaches each Tuesday via the Big Ten Teleconference. For the phone number, media members should contact the Big Ten Office at (847) 696-1010.

Time	Head Coach, School
11:00 a.m.	Jim Tressel, Ohio State
11:10 a.m.	Lloyd Carr, Michigan
11:20 a.m.	Gerry DiNardo, Indiana
11:30 a.m.	John L. Smith, Michigan State
11:40 a.m.	Kirk Ferentz, Iowa
11:50 a.m.	Barry Alvarez, Wis.
Noon	Ron Turner, Illinois
12:10 p.m.	Joe Tiller, Purdue
12:20 p.m.	Joe Paterno, Penn State
12:30 p.m.	Randy Walker, Northwestern
12:40 p.m.	Glen Mason, Minnesota

# REFERENCE ITEMS

## ■ Football Office

Football Office Phone: (608) 262-1861  
 Football Fax: (608) 262-9212  
 Mailing Address: 1440 Monroe Street, Madison, WI 53711  
 Head Coach: Barry Alvarez  
 Assistant Coaches: Kevin Cosgrove (Defensive Coordinator & Linebackers), Jeff Horton (Quarterbacks), Jim Hueber (Offensive Line), Rob Ianello (Tight Ends), Ron Lee (Defensive Backs), Henry Mason (Wide Receivers), Brian Murphy (Special Teams & Outside Linebackers), John Palermo (Assistant Head Coach & Defensive Line), Brian White (Offensive Coordinator & Running Backs)  
 Graduate Assistants: Robert Wimberly and Scott Kavanagh  
 Director of Football Operations: Jeremy Sinz  
 Program Assistants: Sandy Freye, Lisa Powell, Sharon Betlach and Breanne Kusnierek

## ■ Quick Facts

Location: Madison, WI 53711  
 Population: 208,054  
 Enrollment: 41,522  
 Conference: Big Ten  
 Nickname: Badgers  
 Colors: Cardinal (PMS 200) & White  
 Stadium: Camp Randall (capacity 76,634)  
 Director of Athletics: Pat Richter  
 Chancellor: John Wiley  
 Athletic Department Phone: 608-262-1866  
 Website: UWBADGERS.COM

## ■ Local Hotels

The following hotels and motels are located within 15-20 minutes of the Wisconsin campus (area code is 608):

Baymont Inn and Suites	831-7711
Best Western-Inn on the Park	285-8000
Best Western InnTowner	233-8778
Best Western West Towne Suites	833-4200
Concourse Hotel	257-6000
Crowne Plaza	244-4703
Edgewater	256-9071
Fairfield Inn by Marriott (West)	831-1400
Fairfield Inn by Marriott (East)	249-5300
Hampton Inn West	833-3511
Hilton Madison Monona Terrace	255-5100
Holiday Inn Madison East	244-2481
Howard Johnson Plaza	251-5511
Marriott Madison West	831-2000
Radisson	833-0100
Residence Inn by Marriott (West)	833-8333
Residence Inn by Marriott (East)	244-5047
Sheraton Inn	251-2300
University Inn	257-4881

## ■ Airline Service

American Eagle	800-433-7300
ATA	800-435-9282
ComAir/Delta	800-221-1212
Continental	800-523-3273
Midwest Express	800-452-2022
Northwest	800-225-2525
United	800-241-6522

## ■ Automobile Rentals

Avis	800-831-2847
Budget	800-527-0700
Dollar	800-800-4000
Enterprise	800-736-8222
Hertz	800-654-3131
National	888-868-6203

## ■ 2003 Wisconsin Travel Plans

### at West Virginia (Aug. 30)

Team headquarters: Holiday Inn, I-79 and Old Grafton Road, Fairmont, WV 26554  
 Phone: 304-366-5500

### at Illinois (Sept. 27)

Team headquarters: Holiday Inn, 1001 Killarney St., Urbana, IL 61801  
 Phone: 217-328-7900

### at Penn State (Oct. 4)

Team headquarters: Ramada Inn, 1450 Atherton St., State College, PA 16801  
 Phone: 814-238-3001

### at Northwestern (Oct. 25)

Team headquarters: Doubletree North Shore, 9599 Skokie Blvd., Skokie, IL 60076  
 Phone: 847-679-7000

### at Minnesota (Nov. 8)

Team headquarters: Minneapolis Airport Marriott, 2020 E. 79th St., Bloomington, MN 55425  
 Phone: 952-851-4766

# DEPARTMENT DIRECTORY

Area code for all numbers is 608

General Athletic Department Information

262-1866

## Head Coaches


Name	Position	Office
Alvarez, Barry	Football	262-1861
Clark, Chris	Men's Rowing	262-8521
Davis, Barry	Wrestling	262-4399
Duerst, Dean	Women's Soccer	265-2974
Eaves, Mike	Men's Hockey	262-3932
Gallagher, Karen	Softball	265-6152
Hansen, Eric	M & W Swimming	265-3336
Henderson, Patti	Women's Tennis	263-6304
Johnson, Mark	Women's Hockey	265-3128
Klingelhoets, Pat	Men's Tennis	262-0997
LaLiberty, Maren	Women's Rowing	265-6642
Nuttocombe, Ed	Men's Track	262-4397
Rohrman, Jeff	Men's Soccer	262-7749
Ryan, Bo	Men's Basketball	262-4597
Schumacher, Jerry	Men's Cross Country	262-5729
Stone, Lisa	Women's Basketball	263-5506
Tegen, Peter	Women's Track & C.C.	263-5109
TBA	Men's Golf	TBA
TBA	Women's Golf	TBA
Waite, Pete	Volleyball	263-5670

## Administration

Name	Position	Office
Bald, Tim	Asst. AD / Compliance	265-2973
Beard, Doug	Assoc. AD / Administration	265-4261
Callow, Linda	Dir. of Business Services	262-1881
Dettmann, John	Strength & Cond. Coordinator	262-5613
Doherty, Justin	Director of Sports Information	262-9023
Flarup, Tam	Director of Web Site Services	263-5502
Fox, Barry	Director of Facilities	262-3631
Gawlik, Terry	Asst. AD / Sports Admin.	265-4987
Harris, David	Director of Academic Services	262-9131
Helwig, Dennis	Head Athletic Trainer	262-3798
Hunt, Corbin	Asst. AD / Ticket Oper.	265-4139
Jentz, John	Asst. AD / Sports Admin.	262-5118
Kluender, Kevin	Dir. of Marketing & Promotions	265-9152
Malchow, Steve	Assoc. AD / Communications	262-1811
Marra, Cheryl	Assoc. AD / Sports Admin.	263-3214
Marvin, Kip	Personnel Director	262-0120
Mulvaney, Will	Video Coordinator	263-6451
Neubauer, Marija	Asst. AD / Development	263-7692
Pollard, Jamie	Deputy AD	262-5449
Richter, Pat	Director of Athletics	262-5068
Roberts, Jim	Dir. of Technical Services	262-5100
Schlatter, Terry	Ath. Equipment Supervisor	265-5592
Sweeney, Vince	Assoc. AD / External Rel.	265-2822
Taggart, Tim	Dir. of Food & Beverage	265-6303
Van Matre, Cindy	Dir. of Trademark Licensing	262-0195
Wistrill, Tom	Badger Sports Properties	265-4137

## Football Staff

Name	Position	Office
Cosgrove, Kevin	Defensive Coordinator	262-1861
Horton, Jeff	Assistant Coach	262-1861
Hueber, Jim	Assistant Coach	262-1861
Ianello, Rob	Assistant Coach	262-1861
Lee, Ron	Assistant Coach	262-1861
Mason, Henry	Assistant Coach	262-1861
Murphy, Brian	Assistant Coach	262-1861
Palermo, John	Assistant Head Coach	262-1861
White, Brian	Offensive Coordinator	262-1861



MEDIA

# CAMP RANDALL STADIUM

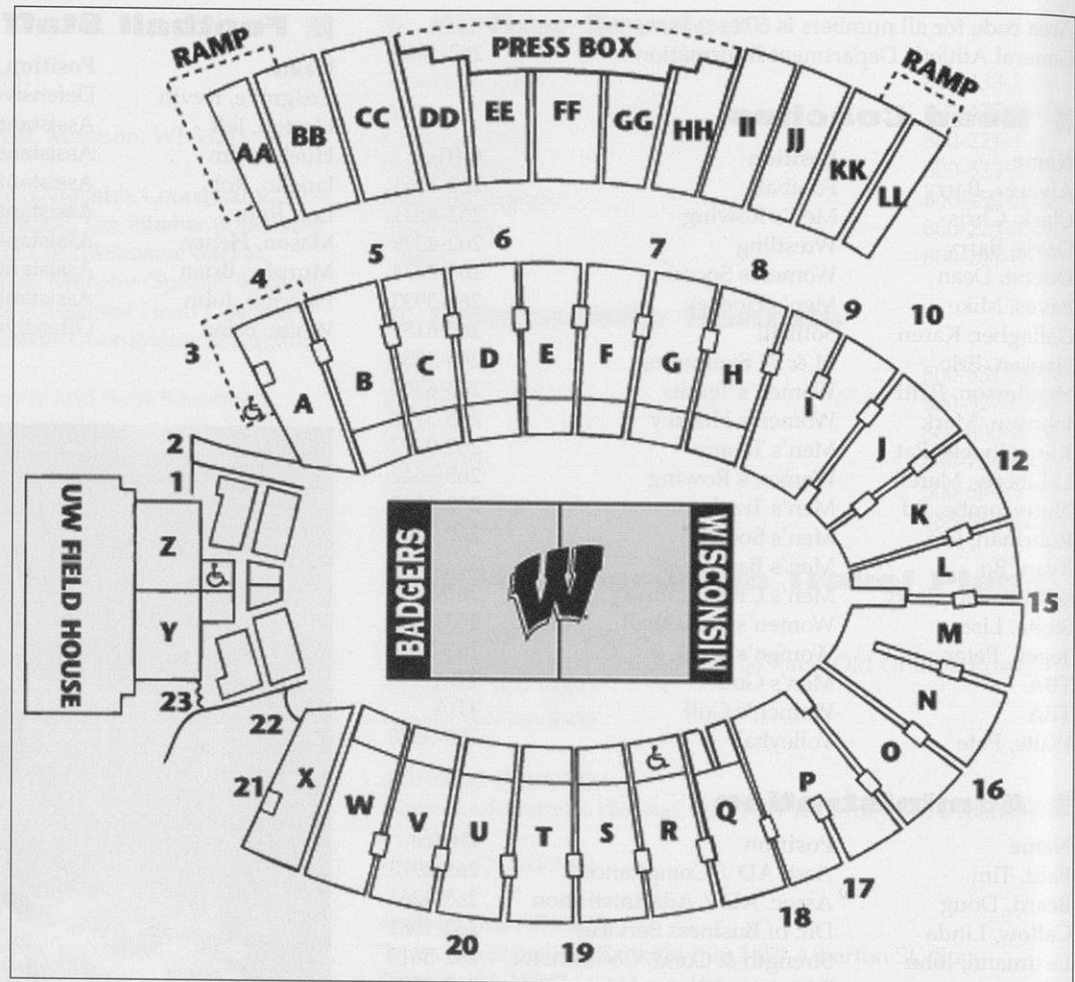
## Driving Directions

### From Dane County Regional Airport

Exit airport via International Lane to Packers Avenue (Hwy. 113). Turn left on Packers Avenue, which changes to Pennsylvania Avenue, Johnson Street, Gorham Street and then University Avenue. Stay on University Avenue through campus until Randall Avenue (look for Milan's Sub Shop on the left side). Turn left on Randall Avenue. Go approximately three blocks until Randall forks. Take the right fork (Monroe Street). The Stadium is located on the right side on Monroe Street.

### From west via I-90/94 (from Minneapolis)

Take I-90/94 to Highway 151 South (Washington Ave.). Continue to the State Capitol Building. Turn right on Webster Street and complete half a square around the Capitol (Webster to Dayton to Fairchild). Turn right on West Washington Avenue and follow it to Regent Street. Turn right onto Regent Street. Follow Regent to Camp Randall Stadium.



### From east via I-94 (from Milwaukee)

Take I-94 to Highway 30 West. Take Highway 30 to its end at Highway 113 South. Turn left onto 113 South, which becomes Packers / Pennsylvania Avenue. Continue on Packers / Pennsylvania Avenue, which changes to Johnson Street, Gorham Street and then

University Avenue. Stay on University Avenue through campus until Randall Avenue (look for Milan's Sub Shop on left side of University). Turn left on Randall Avenue. Go approximately three blocks until Randall forks. Take right fork (Monroe Street). The Stadium is located on the right side on Monroe Street.

### From south via I-90 (from Chicago)

Take I-90 to the Madison beltline (Highway 12/18). West on the beltline to Park Street (Hwy. 151). Exit right (north). Take Park Street to Regent Street. Turn left on Regent Street, then approximately six blocks to Camp Randall Stadium.

# FOOTBALL MEDIA LIST

## Print

Wisconsin State Journal  
P.O. Box 8058  
Madison, WI 53708  
(608) 252-6165  
Fax: (608) 252-6119  
Tom Mulhern, beat  
Andy Baggot, columnist  
Tom Oates, columnist

Milwaukee Journal Sentinel  
202 State Street, Ste. 202  
Madison, WI 53703  
Office: (608) 258-2271  
Fax: (608) 258-2279  
Jeff Potrykus, beat  
Mark Stewart, national  
Dale Hofmann, columnist

Capital Times  
P.O. Box 8060  
Madison, WI 53708  
(608) 252-6474  
Fax: (608) 252-6445  
Mike Lucas, column. / beat

Inside Wisconsin  
P.O. Box 260257  
Madison, WI 53726-0257  
(608) 236-9465  
Ronny Whitworth, beat

Badger Herald  
550 State Street  
Madison, WI 53703  
(608) 257-4712, ext. 26  
Fax: (608) 257-6899

Daily Cardinal  
Vilas Hall  
Madison, WI 53706  
(608) 262-5857  
Fax: (608) 262-0404

Journal Sentinel On-line  
(414) 225-5012  
Fax: (414) 224-0291

Appleton Post-Crescent  
306 W. Washington  
Appleton, WI 54912  
(920) 733-4411  
Fax: (920) 733-1945  
Matt Cross, beat

Kenosha News  
715 58th Street  
Kenosha, WI 53141  
(262) 657-1000  
Paul McKillip, beat

Green Bay Press-Gazette  
435 E. Walnut Street  
Green Bay, WI 54307  
(920) 435-4411  
Fax: (920) 431-8379  
Bob Berghaus, editor

Green Bay News-Chronicle  
P.O. Box 2467  
Green Bay, WI 54306  
(920) 432-2941  
Fax: (920) 432-8581  
Tim Harty, editor

La Crosse Tribune  
401 N. Third Street  
La Crosse, WI 54601  
(608) 782-9710  
Dan Dinsmore, editor

Dubuque Telegraph-Herald  
Eighth & Bluff Streets  
Dubuque, IA 52001  
(319) 588-5611  
Jim Leitner, editor

Janesville Gazette  
One S. Parker Drive  
Janesville, WI 53547  
(608) 754-3311  
Dave Wedeward, editor  
John McPoland, beat

Wausau Daily Herald  
P.O. Box 1286  
Wausau, WI 54402  
(715) 842-2101  
Jay Lillge, editor

Oshkosh Northwestern  
P.O. Box 2926  
Oshkosh, WI 54903  
(920) 426-6659  
Dan Kohn, editor

Racine Journal-Times  
212 Fourth Street  
Racine, WI 53403  
(262) 634-3322  
Sue Shemanske, editor

Eau Claire Leader Telegram  
701 S. Farewell Street  
Eau Claire, WI 54702  
(715) 833-9208  
Liam Marlaire, editor

Capitol News Service  
121 E. Main St., Ste. 300  
Madison, WI 53703  
(608) 258-9977  
Stan Milam, beat

## Radio

WIBA  
P.O. Box 99  
Madison, WI 53701  
(608) 274-5450  
Fax: (608) 274-5521  
Matt Lepay, play-by-play  
Brian Posick, director

WTSO  
P.O. Box 99  
Madison, WI 53701  
(608) 274-5450  
Fax: (608) 274-5521

WTMJ  
720 E. Capitol Drive  
Milwaukee, WI 53201  
(414) 332-9611  
Len Kasper, director

Wisconsin Radio Network  
302 E. Washington Ave.  
Ste. 102  
Madison, WI 53703  
(608) 251-3900

Wheeler News Service  
121 E. Main St., Ste. 300  
Madison, WI 53703  
(608) 257-2614

WTLX  
5315 Wall Street  
Madison, WI 53718  
(608) 245-9859  
Craig Karmazin, director

## Wire Services

Associated Press (Milwaukee)  
918 N. Fourth Street  
Milwaukee, WI 53203  
(414) 225-3580  
Fax: (414) 225-3599  
Arnie Stapleton, editor

Associated Press (Madison)  
1901 Fish Hatchery Road  
Madison, WI 53713  
(608) 255-3679  
J.R. Ross, beat

## Television

WISC (Ch. 3, CBS)  
7025 Raymond Road  
Madison, WI 53719  
(608) 276-7400  
Fax: (608) 271-0800  
Eric Franke, director  
COACHES' SHOW

WMTV (Ch. 15, NBC)  
615 Forward Drive  
Madison, WI 53711  
(608) 274-7817  
Fax: (608) 271-5194  
Jeremy Woods, director

WKOW (Ch. 27, ABC)  
P.O. Box 100  
Madison, WI 53701  
(608) 274-6118  
Fax: (608) 274-9569  
Jay Wilson, director

WTMJ (Ch. 4, NBC)  
720 E. Capitol Drive  
Milwaukee, WI 53201  
(414) 332-9611  
TBA, director

WITI (Ch. 6, FOX)  
9001 N. Green Bay Road  
Milwaukee, WI 53217  
(414) 355-6215  
Tom Pipines, director

WISN (Ch. 12, ABC)  
P.O. Box 402  
Milwaukee, WI 53201  
(414) 342-8812  
Tom Sutton, director

WDJT (Ch. 58, CBS)  
809 S. 60th Street  
Milwaukee, WI 53214  
(414) 220-8130  
Rock Rote, director

WHA (Ch. 21)  
821 University Avenue  
Madison, WI 53706  
(608) 263-2121  
Fax: (608) 263-9763  
Deb Piper, producer

# RADIO COVERAGE



Radio voices for Badger football are award-winning play-by-play announcer Matt Lepay (left) and long-time Madison sports authority Mike Lucas.

## ■ Radio coverage

For the ninth year in a row, exclusive radio coverage of Badger football can be heard on the 43-city Wisconsin Radio Network. The Department of Athletics and Learfield Communications / Badger Sports Properties entered into an agreement for radio broadcast rights for football and basketball in 1994.

WIBA-AM (1310 AM) and WIBA-FM (101.5 FM) are the rights holders in the Madison market, and WTMJ (620 AM) carries the games in Milwaukee.

Entering his ninth season handling play-by-play duties for Wisconsin football is Matt Lepay, named the state's Sportscaster of the Year for 1997 and 2000. Lepay has also called Badger basketball the past 14 seasons. A 1984 graduate of Ohio State, Lepay was sports director at WTSO in Madison before joining WIBA in 1994. He previously served as sports director at WNCI in Columbus, and prior to that worked at stations in Athens and Piqua, Ohio. Lepay is host of the Barry Alvarez Show (Badger Sports Report), both on WIBA Radio and WISC-TV.

Color commentary on radio broadcasts is provided by Mike Lucas, long-time sports columnist at *The Capital Times*. Lucas, who worked previously on the broadcast team for the Badgers' delay television package on the Wisconsin Public Television Network, also provides sports commentaries on WIBA. Lucas and Lepay are co-hosts of the popular WIBA Sports Review and Lucas also hosts "Sidelines", a talk-show on UPN14. He has reported on Badger sporting events for *The Capital Times* since 1971. Lucas has been a color analyst (radio and TV) for Badger football, men's basketball and men's hockey during his career.

## ■ WISCONSIN RADIO NETWORK

You can hear Wisconsin football (Matt Lepay, play-by-play and Mike Lucas, color commentary) on any of these network stations. For the most updated affiliate listing, check [UWBADGERS.COM](http://UWBADGERS.COM).

City	Station	Frequency
Amery	WXCE	1260 am
Antigo	WATK	900 am
Antigo	WACD	106.1 fm
Appleton	WHBY	1150 am
Ashland	WATW	1400 am
Ashland	WJJH	96.7 fm
Beaver Dam	WBEV	1430 am
Beaver Dam	WXRO	95.3 fm
Beloit	WTJK	1380 am
Berlin	WISS	1090 am
Black River Falls	WWIS	99.7 fm
Dodgeville	WDMP	810 am
Duluth / Superior	WDSP	710 am
Eau Claire	WBIZ	1400 am/100.7 fm
Fond du Lac	KFIZ	1450 am
Green Bay	WDUZ	1400 am
Hayward	WRLS	92.3 fm
Iron Mountain	WOBE	100.7 fm
Janesville	WCLO	1230 am
La Crosse	WKBH	1570 am
La Crosse	WFBZ	105.5 fm
Lancaster	WGLR	1280 am
Madison	WIBA	1310 am
Manitowoc	WOMT	1240 am
Marinette	WMAM	570 am
Marshfield	WDLB	1450 am
Milwaukee	WTMJ	620 am
Minocqua	WLDK	1570 am
Minocqua	WMQA	95.9 fm
Park Falls	WCQM	98.3 fm
Platteville	WPVL	1590 am
Prairie du Chien	WQPC	94.3 fm
Prairie du Chien	WPRE	980 am
Reedsburg	WRDB	1400 am
Rhineland	WOBT	1240 am
Rice Lake	WJMC	1240 am
Richland Center	WRCO	1450 am
River Falls	WEVR	1550 am/106.3 fm
Shawano	WTCH	960 am
Sheboygan	WHBL	1330 am
Sparta	WKLJ	1290 am
Sparta	WCOW	97.1 fm
Stevens Point	WSPT	1010 am
Sturgeon Bay	WDOR	910 am/93.9 fm
Viroqua	WVRQ	1360 am
Waupaca	WDUX	800 am/92.7 fm
Wausau	WSAU	550 am
Wisconsin Rapids	WFHR	1320 am

# TV COVERAGE

## ■ Game Coverage

It's easy to follow Badger football through the Big Ten's comprehensive television package. Most Wisconsin games will be selected for live TV coverage on either ABC, ESPN, ESPN2 or ESPN Regional.


All Badger home games are televised on a delayed basis by Wisconsin Public Television (WHA-Madison, WPNE-Green Bay, WLEF-Park Falls, WHWC-Menomonie, WHLA-La Crosse, WHRM-Wausau and WMVT-Milwaukee). Broadcast across the state educational network, the football replays on WPT air most Saturdays at 10:30 p.m. WPT and Badger sports have been partners for more than 25 years. Long-time Madison sports personality Van Stouff and former Badger offensive lineman Jamie Vanderveldt describe the action.

The state educational network also televises a number of Badger men's and women's basketball and men's hockey contests to its audience on both a live and delayed basis.

## ■ The Barry Alvarez TV Show

The "Barry Alvarez Television Show," produced by Learfield Communications / Badger Sports Properties and WISC-TV, is a 30-minute program of highlights, interviews and features on Badger football.

Eight stations — WISC-Madison (11 a.m.), UPN14-Madison (10:30 p.m.), WISN-Milwaukee (11 a.m.), WSAW-Wausau (11 a.m.), WFRV-Green Bay (11 a.m.), WXOW-La Crosse (11 p.m.), WQOW-Eau Claire (11 p.m.) and WJMN-Marquette, Mich. (11 a.m.) — show the program each Sunday throughout the season.



Fourteenth-year head coach Barry Alvarez joins "Voice of the Badgers" Matt Lepay each week to break down the previous week's game and look ahead to upcoming action. Produced by WISC, the show is one of the most popular and highly watched of its kind.



## 2003 BIG TEN COMPOSITE SCHEDULE

**■ August 30**

WISCONSIN at West Virginia  
 Illinois vs. Missouri (in St. Louis)  
 Indiana at Connecticut  
 Miami (Ohio) at Iowa  
 Central Michigan at Michigan  
 Western Michigan at Michigan State  
 Tulsa at Minnesota  
 Northwestern at Kansas  
 Washington at Ohio State  
 Temple at Penn State

**■ September 6**

Akron at WISCONSIN  
 Illinois State at Illinois  
 Indiana at Washington  
 Buffalo at Iowa  
 Houston at Michigan  
 Rutgers at Michigan State  
 Troy State at Minnesota  
 Air Force at Northwestern  
 San Diego State at Ohio State  
 Boston College at Penn State  
 Bowling Green at Purdue

**■ September 13**

UNLV at WISCONSIN  
 Illinois at UCLA  
 Indiana State at Indiana  
 Iowa at Iowa State  
 Notre Dame at Michigan  
 Louisiana Tech at Michigan State  
 Minnesota at Ohio  
 Miami (Ohio) at Northwestern  
 North Carolina State at Ohio State  
 Penn State at Nebraska  
 Purdue at Wake Forest

**■ September 20**

North Carolina at WISCONSIN  
 California at Illinois  
 Kentucky at Indiana  
 Arizona State at Iowa  
 Michigan at Oregon  
 Michigan State at Notre Dame  
 Louisiana-Lafayette at Minnesota  
 Northwestern at Duke  
 Bowling Green at Ohio State  
 Kent at Penn State  
 Arizona at Purdue

**■ September 27**

WISCONSIN at Illinois  
 Indiana at Michigan

Iowa at Michigan State  
 Minnesota at Penn State  
 Northwestern at Ohio State  
 Notre Dame at Purdue

**■ October 4**

WISCONSIN at Penn State  
 Illinois at Purdue  
 Indiana at Michigan State  
 Michigan at Iowa  
 Minnesota at Northwestern

**■ October 11**

Ohio State at WISCONSIN  
 Michigan State at Illinois  
 Northwestern at Indiana  
 Michigan at Minnesota  
 Penn State at Purdue

**■ October 18**

Purdue at WISCONSIN  
 Illinois at Michigan  
 Iowa at Ohio State  
 Michigan State at Minnesota

**■ October 25**

WISCONSIN at Northwestern  
 Minnesota at Illinois  
 Ohio State at Indiana  
 Penn State at Iowa  
 Purdue at Michigan

**■ November 1**

Illinois at Iowa  
 Indiana at Minnesota  
 Illinois at Iowa  
 Michigan at Michigan State  
 Northwestern at Purdue  
 Ohio State at Penn State

**■ November 8**

WISCONSIN at Minnesota  
 Illinois at Indiana  
 Iowa at Purdue  
 Michigan State at Ohio State  
 Penn State at Northwestern

**■ November 15**

Michigan State at WISCONSIN  
 Indiana at Penn State  
 Minnesota at Iowa  
 Michigan at Northwestern  
 Purdue at Ohio State

**■ November 22**

Iowa at WISCONSIN  
 Northwestern at Illinois  
 Purdue at Indiana  
 Ohio State at Michigan  
 Penn State at Michigan State

**UW Future Schedules****2004**

Sept. 4	CENTRAL FLORIDA
Sept. 11	UNLV
Sept. 18	@ Arizona
Sept. 25	PENN STATE
Oct. 2	ILLINOIS
Oct. 9	@ Ohio State
Oct. 16	@ Purdue
Oct. 23	NORTHWESTERN
Oct. 30	BYE
Nov. 6	MINNESOTA
Nov. 13	@ Michigan State
Nov. 20	@ Iowa

**2005**

Sept. 3	OREGON STATE
Sept. 10	WESTERN MICHIGAN
Sept. 17	@ North Carolina
Sept. 24	MICHIGAN
Oct. 1	INDIANA
Oct. 8	@ Northwestern
Oct. 15	@ Minnesota
Oct. 22	PURDUE
Oct. 29	@ Illinois
Nov. 5	@ Penn State
Nov. 12	IOWA
Nov. 19	BYE
Nov. 26	@ Hawaii

**2006**


Sept. 2	@ Oregon State
Sept. 9	UTAH STATE
Sept. 16	WESTERN MICHIGAN
Sept. 23	@ Michigan
Sept. 30	@ Indiana
Oct. 7	NORTHWESTERN
Oct. 14	MINNESOTA
Oct. 21	@ Purdue
Oct. 28	ILLINOIS
Nov. 4	PENN STATE
Nov. 11	@ Iowa
Nov. 18	BYE

# 2003-04 BOWL GAMES


Bowl	Date	Time	T.V.	Matchups
New Orleans Bowl (Louisiana Superdome)	Dec. 16	7 p.m.	ESPN2	Sun Belt (1) vs. Conference USA
GMAC Bowl (Ladd Peebles Stadium)	Dec. 18	8 p.m.	ESPN2	Conference USA (2) vs. MAC
Tangerine Bowl (Florida Citrus Bowl)	Dec. 22	5:30 p.m.	ESPN	ACC (4 or 5) vs. Big East (4 or 5)
Fort Worth Bowl (Amon Carter Stadium)	Dec. 23	7:30 p.m.	ESPN	Big 12 No. 8 vs. C-USA
Las Vegas Bowl (Sam Boyd Stadium)	Dec. 24	7:30 p.m.	ESPN	Mountain West No. 2 vs. Pac-10 No. 4/5
Hawaii Bowl (Aloha Stadium)	Dec. 25	8 p.m.	ESPN	WAC vs. C-USA
Motor City Bowl (Ford Field)	Dec. 26	5 p.m.	ESPN	MAC No. 1 or 2 vs. Big Ten No. 7
Insight Bowl (Bank One Ballpark)	Dec. 26	8:30 p.m.	ESPN	Big East No. 3 vs. Pac-10 no. 4 or 5
Continental Tire Bowl (Ericsson Stadium)	Dec. 27	11 a.m.	ESPN	ACC No. 5 vs. Big East No 4 or 5
Alamo Bowl (Alamodome)	Dec. 29	9 p.m.	ESPN	Big Ten No. 4 vs. Big 12 No. 4
Houston Bowl (Reliant Astrodome)	Dec. 30	4:30 p.m.	ESPN	Big 12 No. 5, 6 or 7 vs. SEC
Silicon Valley Classic (Spartan Stadium)	Dec. 30	7:30 p.m.	ESPN 2	WAC vs. Pac-10 No. 6 (or MAC)
Holiday Bowl (Qualcomm Stadium)	Dec. 30	8 p.m.	ESPN	Pac-10 No. 2 vs. Big 12 No. 3
San Francisco Bowl (Pacific Bell Park)	Dec. 31	10:30 a.m.	ESPN2	Mountain West vs. Big East No. 5
Sun Bowl (Sun Bowl Stadium)	Dec. 31	2 p.m.	CBS	Pac-10 No. 3 vs. Big Ten No. 5
AXA Liberty Bowl (Liberty Bowl Memorial Stadium)	Dec. 31	3:30 p.m.	ESPN	C-USA No. 1 vs. Mountain West No. 1
Music City Bowl (Adelphia Coliseum)	Dec. 31	12 p.m.	ESPN	SEC vs. Big Ten No. 5
Independence Bowl (Independence Stadium)	Dec. 31	7:30 p.m.	ESPN	SEC vs. Big 12 No. 5, 6 or 7
Humanitarian Bowl (Bronco Stadium)	Jan. 3	10 a.m.	ESPN	WAC vs. at-large
Capital One Bowl (Florida Citrus Bowl)	Jan. 1	1 p.m.	ABC	SEC vs. Big Ten No. 2
Outback Bowl (Raymond James Stadium)	Jan. 1	11 a.m.	ESPN	Big Ten No. 3 vs. SEC
Toyota Gator Bowl (Alltel Stadium)	Jan. 1	12:30 p.m.	NBC	ACC No. 2 vs. Big East No. 2
Chick-fil-A Peach Bowl (Georgia Dome)	Jan. 2	4:30 p.m.	ESPN	ACC No. 3 vs. SEC
SBC Cotton Bowl Classic (Cotton Bowl Stadium)	Jan. 2	1 p.m.	FOX	Big 12 No. 2 vs. SEC

## Bowl Championship Series Games

Rose Bowl (Rose Bowl Stadium)	Jan. 1	5 p.m.	ABC	BCS vs. BCS
FedEx Orange Bowl (Pro Player Stadium)	Jan. 1	7:30 p.m.	ABC	BCS vs. BCS
Tostitos Fiesta Bowl (Sun Devil Stadium)	Jan. 2	8 p.m.	ABC	BCS vs. BCS
Nokia Sugar Bowl (Louisiana Superdome)	Jan. 4	8 p.m.	ABC	BCS No. 1 vs. BCS No. 2



## BADGER FUND



To sustain the kind of academic and athletic success that has characterized the UW-Madison as one of the nation's finest athletic programs, there must be widespread support.

That support begins at the top, through the commitment of the Board of Regents of the University of Wisconsin System, the UW-Madison Chancellor's Office and the Athletic Board. That commitment extends to the thousands of Badger boosters throughout the nation who contribute in many different ways.

Ultimately, the success of the Department of Athletics depends in great part on the collective loyalty and generosity of alumni and friends. One of the areas in which people can support Wisconsin Athletics is through their contributions to the Badger Fund.

The Badger Fund was started to enhance the University's athletic programs by helping to financially support more than 750 student-athletes in 23 sports as they strive for excellence both academically and athletically.

Because the UW-Madison Athletic Department receives virtually none of its \$54 million annual budget from state

appropriations, private support is essential to its continued success.

Contributions to the Badger Fund from more than 14,000 individuals and companies fund the scholarship needs of student-athletes and help provide the finest public university education and athletic facilities experiences available.

Your continued support will help UW student-athletes achieve their academic and athletic dreams, and will assist the Division of Intercollegiate Athletics in its effort to reach lofty goals both on the field and in the classroom.

For more information on the membership benefits of the Badger Fund, please contact the office staff at:

Phone: ( 608) 262-1000

Fax: (608) 265-0788

Email:

badgerfund@athletics.wisc.edu

Address: Badger Fund

1440 Monroe Street

Madison, WI 53711

Director of the Badger Fund is former Badger All-Big Ten tennis player Marija Neubauer.



The Mendota Gridiron Club, incorporated in 1979, originated as the Mendota Association in 1949. From the original small group of strong and loyal Wisconsin football fans, the club has grown over the years and members currently number in the thousands. Today, members have the opportunity to assist the football staff in continuing the successful program established in recent years.

Any individual may become a member of the Mendota Gridiron Club, Inc., by contributing money, material or services needed and requested by the Athletic Department for the football program. All contributions (cash or in kind) entitle the contributor to membership status for the calendar year in which the contribution is made.

Contributions made to the Mendota Gridiron Club will earn credit in the Badger Fund Priority Point System and count toward your annual giving levels and related Badger Fund benefits.

Benefits of membership in the Mendota Gridiron Club, which has regional clubs throughout Wisconsin and Illinois, include weekly meetings during the football season, sponsorship of the annual football banquet, a party to celebrate the end of recruiting season in February, the annual Barry Alvarez Shoot Out golf tournament and the Alvarez Invitational golf tournament.

For more information, or to join the Mendota Gridiron Club, call 608-262-7200 or write the organization at: 1440 Monroe Street, Madison, WI 53711.

President: Bill Hahn

Executive Director: Wayne Esser

Associate Director: Gerry Shields

Office Mngr.: Linda Wilkins

Secretary: Barbara Geurts



# WELCOME TO THE UNIVERSITY OF WISCONSIN

## THE WISCONSIN EXPERIENCE

A World Class University.....	210
Top-Ranked Academics .....	211
Student Life.....	212
A Beautiful Campus .....	213
Famous Alumni .....	214
Administration.....	215
A Winning Athletic Program.....	216
Wisconsin Traditions .....	217
Badgers in the Community.....	218
Fetzer Academic Center .....	219
Endowed Athletic Scholarships .....	220
Sports Medicine .....	221
Strength & Conditioning .....	222
Wisconsin Sports Facilities.....	224
Madison: A Great College Town.....	228

# A WORLD-CLASS UNIVERSITY

**T**he University of Wisconsin, one of the nation's largest and most productive institutions of higher education, is dedicated to the support of academic freedom.

Founded in 1848, the first class of 17 students enrolled February 5, 1849. Today, Wisconsin ranks as the nation's ninth largest university with 41,507 students.

On a single campus, students can find a complete spectrum of liberal arts studies, professional programs and student activities. Wisconsin has ranked among the top educational institutions in the country in every published survey of faculty and administrators since the early 1900s.

As one of the nation's first land-grant universities, Wisconsin maintains a strong research emphasis in agricultural and life sciences. Award-winning research spanning the academic disciplines, however, has earned Wisconsin a place among the world's elite institutions of higher education. The quality of its undergraduate, graduate and research programs is recognized around the world.


The flagship school of the state system, UW-Madison offers the only public schools of law, medicine and veterinary medicine in the state and is one of only two state-supported schools to offer doctoral degrees.

One of the most picturesque college campuses in the country, Wisconsin sits along the shore of beautiful Lake Mendota. The city of Madison and the University were designed to be linked, signifying the interrelated nature of academic and political life at Wisconsin.

Bascom Hall serves as the centerpiece of the campus. It sits atop the beautiful tree-lined Bascom Hill, which offers a magnificent view of downtown Madison.

## SCHOOLS & COLLEGES

College of Agricultural & Life Sciences  
School of Business  
School of Education  
College of Engineering  
School of Human Ecology  
College of Letters and Science  
School of Nursing  
School of Pharmacy  
Graduate School  
School of Veterinary Medicine  
Law School  
Medical School



## ACADEMIC PROGRAMS


138 Undergraduate Majors  
185 Academic Departments  
271 Doctoral, Master's and Professional Graduate Programs  
4,224 Courses & 13,564 Sections  
44 Libraries & 6.14 million volumes

**Top:** Henry Mall is the center of the agricultural campus at the UW.

**Middle:** Bascom Hall, which sits atop beautiful Bascom Hill, is a favorite spot for students to stop and relax between classes.


**Right:** Commencement in the Kohl Center celebrates the end of a successful college career at Wisconsin.

## TOP-RANKED ACADEMICS



Students participate in a chemistry lecture (top) and take advantage of a beautiful fall day for a language class outdoors (right).

Bottom: Students in a computer lab.



## FACULTY/ALUMNI AWARDS

Fulbright Scholars—7  
 National Medals of Science—10  
 Nobel Prizes—17  
 Pulitzer Prizes—24  
 Rhodes Scholars—6  
 Truman Scholarships—11  
 Wolf Foundation Prizes—4  
 American Physical Society Fellows—53  
 National Academy of Education—5  
 National Academy of Engineering—17  
 National Academy of Public Administration—2  
 National Academy of Sciences—53  
 National Academy of Sciences Institute of Medicine—4  
 Royal Society of London—2

A university is known by the quality of its faculty. Wisconsin is a university that produces Nobel Prize winners, recipients of the National Medal of Science, Pulitzer Prize winners, and members of the National Academies of Science, Engineering, and Education. Only a handful of universities, along with UW-Madison, can claim top ranking in nearly every independent survey, year after year.

► *U.S. News & World Report, 2003*—Ranks Wisconsin as the seventh-best public university and 31st among all universities. The UW also ranked in the top five for academic reputation among public universities.

► *Fiske Guide to Colleges, 2003*—Gives the UW-Madison its highest academic ranking. In fact, UW-Madison is one of only eight public institutions in the country to receive the five-star rating. It is also one of 43 schools selected as "Best Buys."

► *Kiplinger's Personal Finance Magazine, 2003*—Ranked 12th among the 100 Best Values in Public Colleges

► *Princeton Review, 2003*—Lists Wisconsin in "The Best 345 Colleges"

► *Greene's Guides, 2003*—Lists Wisconsin as one of 17 "Public Ivies."

► *Barron's Best Buys in College Education, 2002*—Ranked among 260 schools as a best buy

## Other Rankings

► *Fortune 500 Companies*—Ranks second in the number of graduates who become chief executives in Fortune 500 companies

► *Peace Corps*—Ranks first among number of alumni serving in the Peace Corps and second in the number of Peace Corps volunteers.

► *Research & Development*—Ranks first in research and development expenditures among public universities

► *Voluntary Support*—Ranks second in voluntary support among public universities

► *Libraries*—Ranks ninth in number of volumes (6.14 million) and campus libraries (44)

► *Doctorates*—Ranks second in research doctorates granted

# STUDENT LIFE



**Top: The Elvehjem Museum of Art offers free exhibitions of art works to support the teaching, research and public service missions of the UW.**

**Left: Winter sledding on Bascom Hill**

**Bottom: The Reverend Jesse Jackson is just one of many famous people who have visited Wisconsin.**



Student life at Wisconsin is more than books, term papers and exams. Some of the most important lessons learned at Wisconsin occur far from any lecture hall or lab.

UW students come from every county in the state, every state in the nation and over 100 countries around the world. Wisconsin ranks third in the nation in total foreign student enrollment. The UW is designed to encourage involvement—academically and socially. Students come here to be part of something bigger—to choose from a range of options seldom found.

More than 680 student organizations, extensive recreational programs, modern fitness facilities, performing arts groups, Big Ten athletics, and ongoing cultural, social, and political events will provide you with hundreds of ways to get involved and challenge yourself. Whatever your interests, you can connect with others who share your enthusiasm.

The hub of student life on campus is the Memorial Union. With good food, live music, freshly made Babcock ice cream, movies and study lounges, you can eat well, be entertained, enjoy a good book or good company. The Union welcomes over 15,000 students through its doors each day. It's no wonder the Union is considered the "living room of campus."

• • •

"The primary purpose of the University of Wisconsin-Madison is to provide a learning environment in which faculty, staff, and students can discover, examine critically, preserve and transmit the knowledge, wisdom and values that will help ensure the survival of this and future generations and improve the quality of life for all."

• • •

## **DID YOU KNOW?**

Wisconsin is the only university in the nation with two student newspapers.



## A BEAUTIFUL CAMPUS

The University of Wisconsin campus rolls for 930 acres along the shores of Lake Mendota, encompassing wooded hills, friendly shores, and the streets of downtown Madison.

Relax on the Memorial Union terrace with sailboats, canoes, sailboards, and kayaks in the background. The Lakeshore Path is a pedestrian and bicycle-only trail that runs from the Union to Picnic Point, a peninsula that juts out into Lake Mendota. Along the way are numerous beaches or spots to stop and enjoy the beautiful lake views.

Spend an hour alone with your thoughts walking the trails of the UW Arboretum, a 1,300-acre nature preserve right in the middle of the city. Or visit Wisconsin's majestic State Capitol building only minutes away from campus.

And if ever you find yourself with a free afternoon, you may wish to enjoy lunch or a latte with friends at one of the many restaurants lining State Street in the heart of downtown Madison.



### OUTSIDE THE CLASSROOM

More than 680 registered student organizations

About 1,500 performing arts events each year

Campus has 325 acres of natural areas for teaching, research and public enjoyment plus the 1,262-acre arboretum

More than 40 club and intramural sports

Five indoor athletic facilities and 63 areas of outdoor field space



### DID YOU KNOW?

Babcock Dairy Store sells cheese and ice cream made fresh daily at the campus' own dairy plant.



The Lakeshore Path is a popular trail for pedestrians and bicyclists along the shores of Lake Mendota.

# FAMOUS ALUMNI



Jane Kaczmarek, a 1979 graduate of Wisconsin, plays the mother Lois on "Malcolm in the Middle."

## Athletics

Kenneth Behring ('51), owner, Seattle Seahawks

Chris Chelios (x'83), NHL player, Detroit Red Wings

Michael Finley (x'95), NBA player, Dallas Mavericks

Buddy Melges ('51), America's Cup skipper

Allan "Bud" Selig ('56), commissioner, Major League Baseball

Troy Vincent (x'92), NFL player, 2002 Walter Payton NFL Man of the Year

## Arts & Entertainment

Stephen E. Ambrose ('57, PhD '63), author, biographer, historian

Joan Cusack ('84), actress ("Working Girl," "Grosse Pointe Blank," "In & Out")

Michael Feldman ('70), host of public radio show "Whad'Ya Know?"

Jane Kaczmarek ('79), actress ("Malcolm in the Middle")

Steve Miller (x'67), rock singer

Joyce Carol Oates (MA '61), novelist

Ben Sidran ('67), jazz pianist

Boz Skaggs (William Royce, x'66), rock singer

Daniel J. Travanti ('63), Emmy Award-winning actor ("Hill Street Blues")

Butch Vig ('80), musician, Garbage

Eudora Welty ('29), Pulitzer Prize-winning novelist

Tom Wopat (x'74), TV actor ("The Dukes of Hazzard")

Frank Lloyd Wright (x1890), architect

## Business

John P. Morgridge ('55), chair Cisco Systems

Arthur C. Nielsen Sr. ('18), founder of A.C. Nielsen Co. (TV ratings)

Tom Pyle (MBA '63), chairman and president, Pyle Group, former chairman and CEO, Rayovac Group

Lee R. Raymond ('60), chairman and CEO, Mobil Exxon

## Media


Rita Braver ('74), national reporter, CBS News

Jane Brody (MS '63), health columnist, *New York Times*


William Evjue (x'06), founder of *The Capital Times*

Jeff Greenfield ('64), news analyst, CNN

Greta Van Susteren ('76), news analyst, CNN



Charles Lindbergh, shown here with his airplane *The Spirit of St. Louis*.



UW's environmental studies program is named after Gaylord Nelson, former U.S. senator and founder of Earth Day.

## Politics

Dick Cheney (x '68), vice president of the United States

James Doyle ('67), Governor of Wisconsin

Herb Kohl ('56), U.S. Senator; owner, Milwaukee Bucks

Gaylord Nelson (LLB '42), former U.S. Senator and founder of Earth Day

Tommy Thompson ('63, JD '66), U.S. Secretary of Health and Human Services

## Science

Charles Lindbergh (x'24), aviator who completed the first solo trans-Atlantic flight


Jim Lovell ('50), astronaut, Apollo 13 mission (portrayed by Tom Hanks in the movie)

John Muir (x1863), naturalist, father of national park system

Brewster Shaw ('68, MS '69), astronaut, space shuttle Columbia; former director, Space Shuttle Operations, NASA

*x indicates year person would have graduated had he or she not left the university*

## UNIVERSITY ADMINISTRATION



### John Wiley

John Wiley was named chancellor of Wisconsin in January 2001, becoming the university's 27th leader.

Prior to being named chancellor, Wiley served as the university's provost and vice chancellor for academic affairs. He was also the dean of the Graduate School and the university's senior research officer.


In his positions, Wiley has represented the institution for a variety of external constituencies. He has also been deeply involved in fundraising.

As provost, Wiley was chief operating officer and deputy chancellor working in the exercise of shared governance and the overall management of the institution.

Wiley received his bachelor's degree in physics from Indiana University in 1964. He attended graduate school at Wisconsin as a National Science Foundation fellow and received master's and doctoral degrees in physics in 1965 and 1968, respectively.

Wiley joined the Wisconsin faculty in the Department of Electrical and Computer Engineering in 1975. He was the co-founder of several highly successful research centers.

Wiley is married to Georgia Blanchfield and has a 19-year-old stepson, Kai Kennedy, and a 17-year-old stepdaughter, Blythe Kennedy.



### Pat Richter


Pat Richter, a former UW student-athlete, professional football player, and successful businessman, became Wisconsin's athletic director in December of 1989.

An All-America tight end for Wisconsin's 1963 Rose Bowl football team, Richter had a distinguished career with the National Football League's Washington Redskins from 1963-71. He was inducted into the National Football Foundation College Hall of Fame and the Rose Bowl Hall of Fame.


Richter earned his bachelor's degree in landscape architecture from the UW in 1964, earning Academic All-America honors in 1962. He was named Wisconsin's Big Ten Medal of Honor recipient in 1963. Richter received his law degree from the UW in 1971. In 1995, he was inducted into the Verizon/CoSIDA Academic Hall of Fame, and was honored as an NCAA Silver Anniversary Award winner for post-college achievements.

After employment with a Madison law firm, he joined the Oscar Mayer Foods Corp., becoming vice president of personnel prior to joining the athletic department staff.

Pat and his wife, Renee, have four sons: Scott (wife Khaki and grandsons J.P. and Cole), Brad (wife Chrissy and grandson Max and granddaughter Samantha), Barry (wife Kim, grandson Blake, granddaughter Alexandra) and Tim.




**Associate Athletic Director Barry Alvarez**




**Deputy Athletic Director Jamie Pollard**




**Senior Associate Athletic Director Cheryl Marra**



**Senior Associate Athletic Director Vince Sweeney**



**Associate Athletic Director Doug Beard**



**Associate Athletic Director John Chadima**



**Associate Athletic Director Steve Malchow**

# A WINNING ATHLETIC PROGRAM

The University of Wisconsin offers its student-athletes one of the premier intercollegiate athletic programs in the country. Its student-athletes receive the best in education, coaching, support services, travel and competition on the national and conference levels.

Celebrating more than 100 years of competition in some men's sports, Wisconsin's men's teams compete in basketball, cross country, football, golf, ice hockey, rowing, swimming and diving, soccer, tennis, track and field, and wrestling.

Established July 1, 1974, the 12-sport women's athletic program offers basketball, cross country, golf, ice hockey, lightweight rowing, openweight rowing, soccer, softball, swimming and diving, tennis, track and field, and volleyball.

## 2002-03 NCAA/ NATIONAL FINISHES

Basketball	
Men	Sweet 16
Cross Country	
Men	2nd place
Women	19th place
Golf	
Women	24th place
Rowing	
Men	4th
Ltwt. Women	3rd
Soccer	
Women	Second Round
Swimming	
Men	13th place
Women	12th place
Indoor Track & Field	
Men	T44th place
Women	T43rd place
Outdoor Track & Field	
Men	T37th place
Women	T55th place
Volleyball	Second Round
Wrestling	23rd





## 2002-03 Big Ten Conference Champions

Top: Men's Cross Country

Left: Men's Basketball

Bottom: Men's Indoor Track






**Top:** The Wisconsin women's golf team finished second at the Big Ten Championship and finished 24th at the NCAA Championship.

**Right:** Senior Bethany Brewster was named the Big Ten Outdoor Athlete of the Meet after winning the 1500 meters and 5000 meters.


**Bottom:** The Wisconsin men's and swimming teams both finished among the top 13 teams at the NCAA championships. Sophomore Carly Piper was named the Big Ten Swimmer of the Year.




## NCAA CHAMPIONSHIPS




In the last 10 years, the University of Wisconsin has hosted five NCAA championships and an NCAA men's basketball regional.




The Badgers have played host to the NCAA Men's Ice Hockey championship in 1993 and 1997. The 1993 event sold out in three months, the fastest sellout in NCAA hockey history.




Wisconsin played host to the NCAA Women's Volleyball Championship in 1993 and 1998. The Badgers shattered the attendance records for the championship match and two-day event both years.



The UW was also the site of the 1998 NCAA Division I Women's Golf Championship. The event was the first national championship held at University Ridge Golf Course and the first women's championship shown live on national television.



The NCAA Men's Basketball Tournament came to Wisconsin in 2002 when the Badgers played host to a regional in the Kohl Center.



## UW IN THE NACDA DIRECTORS' CUP

1993-94	12th	1998-99	T25th
1994-95	17th	1999-00	17th
1995-96	18th	2000-01	20th
1996-97	24th	2001-02	26th
1997-98	T34th	2002-03	24th

# WISCONSIN TRADITIONS



Top: Wisconsin fans are No. 1!

Right: Bucky Badger is a popular figure at all UW athletic events.



## SCHOOL SONGS

On Wisconsin, On Wisconsin  
Plunge right through that line,  
Run the ball clear down the field, boys  
Touchdown sure this time.  
On Wisconsin, On Wisconsin  
Fight on for her fame.  
Fight fellows, Fight! Fight! Fight!  
We'll win this game!

Var-sity! Var-sity!  
U-rah-rah! Wisconsin!  
Praise to thee we sing  
Praise to thee our alma mater  
U-rah-rah, Wisconsin!

## Badger Nickname

The nickname "Badgers," was borrowed from the state of Wisconsin, which was dubbed the "Badger State." The name didn't come from the animals in the region, but rather from an association with lead miners in the 1820s. Without shelter in the winter, the miners had to "live like Badgers" in tunnels burrowed into hillsides.

## Bucky Badger

Although badgers in various forms had been the University of Wisconsin mascot for decades, the version that is currently known as Bucky, sporting a cardinal and white sweater, was first drawn in 1940 by professional illustrator Art Evans.

In 1949, a student wore a badger outfit with a papier-mâché head at the homecoming game. A pep rally was held to determine the mascot's name—Buckingham U. Badger.

## Bud Song

An integral part of any Wisconsin band performance is the playing of the Bud song. The tune is a spinoff of the song "You've said it all," a jingle with words and music originally written by Steve Karen for Budweiser beer commercials. The song has become legendary at the UW because of its polka-like rhythm.

## Fifth Quarter

The Wisconsin band has become nationally famous for its post-game celebration called the Fifth Quarter. Win or lose, fans sing, dance and cheer the band as it plays traditional favorites like "On, Wisconsin" and the Bud song.

## On Wisconsin

The tune was composed in 1909 by William Purdy, with the words written by UW alumnus Carl Beck, who rewrote them in 1951. Some 2,500 schools and colleges have adopted the music and changed the words to suit their needs.


## WISCONSIN ATHLETICS MISSION STATEMENT

The Division of Intercollegiate Athletics at the University of Wisconsin-Madison dedicates itself to the mission of providing athletic opportunities to a wide range of students and an environment in which all student-athletes can achieve their academic and competitive goals. The Division strives to provide equitable opportunities for all student-athletes and staff, regardless of gender or ethnic background. To honor its academic mission and that of the university, the Division supports the educational aspirations, academic progress and general welfare of the student-athlete. In competition, the Division fosters principles of sportsmanship, respect and fair play. In all of its activities, the Division insists on integrity, ethical conduct and accountability.

## BADGERS IN THE COMMUNITY


The Madison community is extremely supportive of the University of Wisconsin athletic teams and its many student-athletes. In return for that support, many student-athletes take time out of their busy schedules to show their appreciation and involvement in the city of Madison and Dane County through their community service efforts.

Student-athletes have assisted in a variety of service projects including the AIDS Support Network, Big Brothers and Big Sisters, Habitat for Humanity, Special Olympics, United Way, Very Special Arts, visiting children in local hospitals with the Amanda the Panda program, and volunteering at local schools in the Bookin' It with Bucky program. The athletic department also donates a number of tickets and memorabilia to local charities for fund-raising purposes.



**Top left: Members of the football team paint a house for Habitat for Humanity.**

**Below: The Bookin' It With Bucky program rewards kids for reading.**



### NCAA Compliance

As a member of the Big Ten Conference, Western Collegiate Hockey Association, and the National Collegiate Athletic Association (NCAA), the University of Wisconsin must abide by many rules and regulations. Below is general information on how these guidelines apply to prospective student-athletes and representative of athletics interests.

#### Definitions

A prospective student-athlete is any student who has started classes for the ninth grade. Before the ninth grade, one becomes a prospective student-athlete if a college gives the individual (or his/her relatives or friends) any financial aid or other benefits that the college does not provide to prospective students generally.

A prospective student-athlete is recruited at a particular university when its coach approaches the prospect (or any member of the prospect's family) about enrolling and participating in athletics at that college by any one of the following three ways:

- Providing an official visit to the university's campus;
- Having an arranged, in-person, off-campus encounter with a prospect or the prospect's family; or
- Placing more than one telephone call to a prospect or any other member of his/her family.

A representative of the UW's athletics interests ("booster") is anyone who...

- is an alumnus of the UW
- has contributed to a Badger athletic program.
- has helped arrange employment of enrolled and prospective UW student-athletes.
- has been involved in any way promoting the Badger athletic program.

#### The Recruiting Process

Institutional staff members have very specific guidelines when it comes to recruiting that vary by sport. The major areas are: telephone calls, contacts, evaluations, campus visits, correspondence, and highlight films/videotapes.

In addition to general recruiting regulations, no booster can be involved in recruiting (e.g., no phone calls, letters, or in-person contacts).

#### Eligibility

Prospects who intend to participate in Division I intercollegiate athletics must register with and be certified by the NCAA Initial Eligibility Clearinghouse. Please contact your high school counselor for more information on this process, especially regarding the requirements to be eligible.

#### Extra Benefits

By NCAA definition, an extra benefit is any special arrangement by an institutional

employee or a booster to provide a student-athlete or a student-athlete's relative or friend a benefit that is not expressly authorized by NCAA legislation. This is prohibited. If the benefit is demonstrated to be generally available to ALL UW STUDENTS or their relatives or friends determined on a basis unrelated to athletic ability, it is not a violation of NCAA rules.

Extra benefits are also not permissible for prospective student-athletes. They are called offers and inducements, and include any benefit such as cash, clothing, cars, improper expenses, transportation, gifts or loans to encourage you to sign a National Letter of Intent or attend an NCAA university. UW Compliance On-Line Training Program Compliance Rules and Regs is a compliance training program available on the internet. Student-athletes, coaches and designated athletic department staff are required to complete the program, while boosters are encouraged to participate. Please go to [www.uwbadgers.com](http://www.uwbadgers.com) under the tab for "Compliance" to check it out.

Since this is not an all-inclusive summary, we encourage you to contact the UW Compliance Office at (608) 265-2973 with any questions. Information can also be found on the web at [www.uwbadgers.com](http://www.uwbadgers.com) and [www.ncaa.org](http://www.ncaa.org).

# FETZER STUDENT-ATHLETE CENTER

The Fetzer Student-Athlete Academic Center has been helping Wisconsin student-athletes to achieve their academic goals since 1997.

The 15,000 square-foot, state-of-the-art facility serves the needs of all student-athletes. The center features an open area with carrels that can accommodate up to 30 students. There are 11 study rooms of different shapes and sizes, including a 55-seat auditorium. A computer room houses 40 PCs while the entire center is wired with voice/data jacks and power ports.

Director David Harris supervises a staff of five advisors and three learning specialists who conduct the academic services offered to the more than 800 student-athletes. The advising staff of Tom Browne, Chris Butler, Jerry Darda, Mary Weaver-Klees and Alan Zussman along with learning specialists Doug Tiedt, Maryellen Rock and Nancy Gatyas, have a comprehensive understanding of academics at Wisconsin, and a permanent line of communication with all university departments. The staff renders quality academic and personal support to student-athletes and assists coaches in providing the best possible collegiate experience.

Student-athletes can drop in before practice or between classes to study or meet with the advisors and grant-in-aid staff whose offices are located in the center.



The Fetzer Student-Athlete Academic Services Center, a state-of-the-art facility located in the lower level of the McClain Center, opened in 1997. The \$2.1 million center is one of the best in the nation and includes 11 study rooms, a computer room, and a 55-seat auditorium.

## B.I.G. R.E.D. LIFE SKILLS PROGRAM

The University of Wisconsin dedicates itself to providing athletic opportunities to a wide range of students and an environment in which all student-athletes can achieve their academic and competitive goals.

The BIG RED (Building Integrity while Growing through Responsible and Educated Decisions) Life Skills Program, under the direction of Mike Moss, provides support to enable student-athletes to grow intellectually, physically, socially, emotionally and ethically.

- ◆ Academic Excellence
- ◆ Athletic Excellence
- ◆ Commitment to Serve
- ◆ Career Preparation
- ◆ Development of Personal Growth
- ◆ Development of Leadership

Advising sessions are offered on a one-to-one basis at a time appropriate for the student-athlete. Athletes are degree-oriented while allowing for the flexibility to explore different areas. The advising staff takes a personal approach to each student-athlete in determining his or her individual needs, personal or academic.

Student-athletes at Wisconsin receive recognition for outstanding academics in a number of ways. The Big Ten Conference honors scholar-athletes with Academic All-Big Ten honors while the UW Athletic Board recognizes Athletic Board Scholars for the highest grade-point average in each sport. In addition, student-athletes may be nominated for Academic All-America honors through the sports information office.

## STUDENT RESOURCES

- ◆ Academic Advancement Program
- ◆ Dean of Students Office
- ◆ Division of Information Technology
- ◆ International Student Services
- ◆ McBurney Disability Resource Center
- ◆ Morgridge Center for Public Services
- ◆ Multicultural Student Center
- ◆ Race Relations Education Program
- ◆ TRIO Student Support Services
- ◆ University Health Services

# ENDOWED ATHLETIC SCHOLARSHIPS

As more and more colleges and universities turn to innovative and effective ways of meeting the mounting financial challenges of supporting their intercollegiate athletic programs, it becomes increasingly evident that one of the most successful strategies is the establishment of endowed athletic scholarships.

At the University of Wisconsin-Madison, endowment funds to support athletic scholarships are normally created through gifts to the UW Foundation. A portion of the income from the endowed fund is used each year for scholarship support, and the remainder is reinvested in the principal.

The following endowed scholarships, named for the donor or for someone the donor wishes to honor, provide full or partial grants-in-aid to Badger student-athletes. Many thanks to our generous supporters!

## Endowed Scholarships

Michael and Edith Agazim Memorial (football)  
Theodore and Marcella Albrecht  
Barry Alvarez (football)  
Alan Ameche (football)  
Anita J. Angus Scholarship  
Badger Advantage Club (w-tennis)  
Badger Crosscourt Club (m-tennis)  
Men's Basketball Alumni Scholarship  
P. Goff Beach Memorial  
Art Brazy (football)  
Neal and Joann Brunner  
Dick and Marlene Cable (m-basketball)  
Rex Capwell (m-basketball)  
Charles H. Carpenter (football)  
Bob and Honner Cooper (w-swimming)  
Robert J. Curry Family (football)  
Raymond M. and Margaret F. Davis (football)  
Ron Dayne (football)  
Jimmy Demetral (football)  
Alfred and Bernice DeSimone (football)  
Jim Doriot Athletic  
Chuck and Jane Ellis in honor of  
John L. Riley (hockey)  
Peter Gambino Memorial (m-golf)  
Mel Goldin Memorial (m-track)  
Irwin and Robert Goodman (softball)  
Sarah Gornick Memorial (crew)  
Alice Higgitt Helminiak (w-tennis)  
Arthur and Lillian Hildebrandt (tennis)  
Elroy Hirsch (football)  
HoopTroop (w-basketball)  
Howard Family (m-hockey)  
John Jardine Memorial (football)  
Warren R. Jollymore Memorial  
Jim Kalscheur/Ron Krantz (m-athletics)  
Jack F. Kellner Memorial (football)  
Jack F. Kellner Memorial (track)  
Jerry and Kelley Kilcoyne  
Duane Kleven (wrestling)

Ron Krantz (basketball)  
Ron Krantz (football) in honor of John Jardine  
Ken and Betty Kruska Family  
Forrest and Mildred Kubly  
Mildred K. and Kenneth J. Kuebler  
Charles P. LaBahn (swimming)  
Lakeland Union High School  
Lloyd Larson (football)  
Edessa K. Lines (w-athletics)  
Marnee Loeffler Memorial (hockey)  
Steve Lowe Memorial (volleyball)  
Richard Ludtke Memorial (basketball)  
Jim McCallum Memorial (m-basketball)  
Henry McCormick Memorial (m-athletics)  
Richard W. and Ellen H. Meister (m-basketball)  
John Messmer (football)  
Gary Messner (football)  
Tim and Beth Mielcarek (m-basketball)  
Charlie Mohr Memorial (m-athletics)  
Frank Molinaro Memorial (w-golf)  
Robert Monteith (football)  
David R. and Anne G. Nerenz (m-soccer)  
Albert O. Nicholas (m-basketball)  
Frank & Esther Nickerson Memorial  
Kit Saunders Nordeen (w-athletics)  
Harold Ofstie Memorial  
Francis A. Ogden and Mary Louise Monteith (football)  
Kathryn E. Parkinson  
Ralph E. Petersen (m-swimming)  
H. H. Petrie Memorial (hockey)  
James Plopper  
Purple Moon Foundation (w-basketball)  
Floyd W. and Ruth B. Radel (football/basketball)  
Pat Richter (football)  
Lowell R. Robbins (football)  
Harlan B. Rogers  
Paul and Diane Root (football)  
Harold and Doreen Scales  
William E. Schmidt  
Ursula Schmitt (w-athletics)  
Armund J. "Pug" Schoen (tennis)  
Schreiner-Hoskins (football)  
Kenneth M. Schricker Memorial (football)  
Peter Daniel Seligman (football)  
Allen J. Shafer  
George Shinnners Family  
Marv and Judy Siegert  
John Simcic Educational  
C. Harvey Sorum Memorial (tennis)  
William and Eva Mae Stolte Memorial  
Butch and Ruth Strickler  
Guy Sundt (track/cross country)  
Peter Tegen (w-track/cross country)  
Verick/Gaspardo Family (m-basketball)  
Troy Vincent Family (football)  
Charles H. Vogts (m-basketball)  
William E. Walker Scholarship  
Gerald A. and Lucy Welch (football)  
Jeffrey M. White Family  
Francis A. and Elizabeth N. Wiesner  
Tom Wiesner (football)  
J. Nash Williams Athletic  
John McMynn Williams (m-basketball)  
Wisconsin Eastern Alumni

Wisconsin Golf Club  
Wisconsin Men's Hockey  
Wisconsin Wrestling  
John E. and Glenn M. Wise (m-basketball)  
Women's Intercollegiate Sports Club  
George L. Wright (track/cross country)

## Funds used for Program and Operational Support

Charles Berndt Memorial Fund (football)  
John G. Gerlach Memorial Fund  
Alan Reid Geweke Develop. Fund (m-crew)  
Robert and Irwin Goodman  
James E. Ivins Endowment (m-crew)  
Jean W. Kilgour Scholarship (w-athletics)  
Phillip W. Mork Family Endowment (crew)  
Mike Murphy Endowment Fund (crew)  
Louis F. Reinke Scholarship  
Fred H. Ripley Scholarship (crew)  
Carol Robinson Endowment Fund  
Howard and Helen Rogers Estate (crew)  
Harry Emerson "Dad" Vail Fund (crew)  
Wisconsin Rowing Association Endowment  
Alan Zussman Student-Athlete Scholarship

## Estate/Deferred/Insurance Gifts

Perry Armstrong Athletic Scholarship  
Charles Clafin  
Roger Dornburg  
Violet Higgitt Frank Scholarship (tennis)  
Trent Jackson Family (basketball)  
Mark Cullen in honor of John Jardine (football)  
John M. Keil Family Scholarship  
Ronald McDewitt (swimming)  
John B. Menn (football)  
Harold & Shirley Montross (w-athletics)  
William Nathenson Memorial (football)  
Milton Neshek  
Michael M. Nicholson (football)  
Janet Petrie Scholarships (football & basketball)  
William Schultz (football)  
Robert Mark Sickels (soccer)  
Thomas R. and Mary W. Stephens Fund (tennis)  
Tom Talbot (wrestling)  
L.N. Van Dyke (football)

*Scholarships are for any sport unless specified.*

For information about how to create a named scholarship in men's or women's athletics or how to contribute to an established endowment, please contact:

Trent Jackson  
Director of Development for  
Intercollegiate Athletics  
UW Foundation  
1848 University Ave.  
Madison, WI 53705  
Phone: (608) 262-7225  
trent.jackson@uwfoundation.wisc.edu

## SPORTS MEDICINE

The sports medicine staff provides all University of Wisconsin student-athletes with high quality health care. Wisconsin's Sports Medicine program features state-of-the-art facilities and the services of leading sports medicine and health care professionals.

The sports medicine staff consists of team physicians, dentists, athletic trainers, and a full-time nutritionist. The day-to-day care, prevention, and treatment of injuries to Badger athletes is supervised by a staff of 12 full-time and two graduate assistant National Athletic Trainers Association (NATA) certified and State of Wisconsin licensed athletic trainers.

Under the direction of head athletic trainer Dennis Helwig, the Sports Medicine program focuses on injury prevention. Full-time athletic trainers Karen Bloch, Beth Cranley, Greg Ehlers, Chad Gabbard, Chuck Hart, Jan Helwig, Andy Hrodey, Mike Moll, Henry Perez-Guerra, Laura Walluk, and Ian Wood as well as graduate assistant trainers Greg Marcotte and Tracy Poro utilize functional measures, measure physiological capacity and outline programs to improve flexibility.

Full-time nutritionist Jeremy Isensee provides dietary analysis and supervises training table meals to enhance the performance of the student-athletes.


The Sports Medicine facility in the McClain Center features an extensive collection of therapeutic and rehabilitation equipment including a 50-foot, two-lane-rehabilitation pool, and an on-site x-ray facility. Considered one of the nation's finest, the McClain Sports Medicine Center offers an environment conducive to expedient care and a healthy return to competition.

Should an injury occur, athletes are seen immediately by team physicians affiliated with the world-renowned UW Hospitals and Clinics. Medical director Dr. Ben Graf, an orthopedic surgeon, is responsible for all services provided to student-athletes. Orthopedic care is also provided by team physician Dr. John Orwin and Dr. Lee Kaplan. General medical care is directed by the head of primary care, Dr. Greg Landry and he is joined by Dr. David Berhardt, Dr. Tom Best and Dr. Kathleen Carr.

In addition to the headquarters in the McClain Athletic Facility, auxiliary athletic training rooms are located in Camp Randall Stadium, Natatorium, UW Field House, and the Kohl Center. All training areas are equipped with the finest therapeutic modalities and rehabilitative apparatus.



The Wisconsin Sports Medicine facility features an extensive collection of therapeutic and rehabilitation equipment including a 50-foot, two-lane-rehabilitation pool (bottom), and an on-site x-ray facility in the McClain Center.



Head Athletic  
Trainer Dennis  
Helwig

"The University of Wisconsin Sports Medicine Program is designed to provide the student-athletes of UW access to high-quality sports medicine care, and through personal interaction, enhance the academic and athletic experiences of each individual."

*UW Sports Medicine  
Mission Statement*

# STRENGTH & CONDITIONING

The Wisconsin strength and conditioning program is a key component in all of the Badger teams' success on the playing field. The program's goal is to increase the overall performance of each student-athlete, prevent injuries and help athletes reach their potential.


Strength and conditioning coordinator John Dettmann along with assistants Kerri Ariens, Brian Bott, Ben Herbert, Scott Hettenbach, Mike Potenza and Jim Snider work with the UW coaches to develop training programs to enhance each athlete's performance.

Badger athletes work on their strength programs in weight rooms in the McClain Center, Kohl Center and Camp Randall Stadium.


The McClain Center weight room is the largest of the facilities and features more than 45,000 pounds of free weights and more than 50 weight machines. The room has seven squat racks, eight bench press stations, eight flat-to-incline benches, six Olympic lift platforms and numerous other free weight stations.

The Kohl Center weight room is equipped with five custom-built free weight power platforms and 4000 pounds of free weights. The room has nine pieces of cardiovascular equipment and three Vertimax jump trainers.

The Badger Den has five power stations with each station consisting of a platform for Olympic style lifting as well as a squat rack, bench press, incline bench press, pull-up station and a dip station. There are three lat-pull machines and seated row machines, a complete set of dumbbells and a complete set of plyometric boxes.



Wisconsin student-athletes benefit from seven full-time strength and conditioning coaches as well as three weight rooms in the McClain Center (top), Kohl Center (middle) and Camp Randall Stadium (right).



“The goal of the Wisconsin strength and conditioning program is to train for total athletic excellence. We profile each student-athlete upon arrival and set up specific training regimens to help athletes reach their individual potential. The plan is to build overall strength, speed, agility and stamina. Our program is comprehensive and the end result is that we are as productive on the athletic field as possible.”

*John Dettmann*  
Strength & Conditioning Coordinator

## WISCONSIN SPORTS FACILITIES




**Top:** Camp Randall Stadium is the home of the football Badgers and has a seating capacity of 76,634. Construction is underway to renovate the stadium, increasing seating and adding an athletic department office building.

**Right:** The McClain Athletic Center features a 90-yard indoor practice field with artificial turf. The lower level houses the Fetzer Student Academic Center, the Sports Medicine headquarters, a fully-equipped weight room, and locker rooms for football, track, softball, and soccer.





**Left and Below:** The Kohl Center is the home of the Badger basketball and hockey teams. One of the finest on-campus athletic facilities in the nation, the \$76 million structure includes a separate practice gym, locker rooms, lounge areas, and coaches' offices.



**Left:** Wisconsin's rowing programs look forward to a renovated boat house in 2004.



**Left: The Wisconsin Field House, which seats 10,600, is the practice and competitive facility for the Badger volleyball team as well as the competitive facility for the wrestling squad.**

**Below: The Goodman Softball Diamond has an NCAA-regulation, natural grass field with a centerfield distance of 220 feet, and foul line distances of 200 feet. The facility includes dugouts, locker areas, players' lounge, grandstand seating for 1,600, and media facilities.**



**Above: The swimming and diving teams have two pools for practice and competition. The Natatorium contains an eight-lane, 25-yard pool equipped with an automatic timing system and digital readout score board. The 50' x 40' diving well is fitted with three one-meter and two three-meter boards. The Southeast Recreational Facility (pictured above) features an indoor long course pool with movable bulkheads.**

**Right: Nielsen Tennis Stadium is the year-round home of the Badger tennis teams. The stadium features 18 tennis courts (12 indoor and six outdoor), five squash courts, one squash doubles court, and seats 1,500 spectators.**





**Top:** University Ridge, one of the finest golf courses in the Midwest, features a par-72, 18-hole course, 15,000-square foot practice green and a 5,000-square foot chipping green.

**Right:** The McClimon Outdoor Track and Soccer Complex, which is fully lighted, features a 400-meter Martin rubber surface with throwing and jumping areas in the infield. The soccer field is Olympic size and has natural grass.



**Left:** The Camp Randall Memorial Sports Center or Shell, which seats 2,500 fans, features a 200-meter Martin rubber track with throwing and jumping areas in the infield.

## A GREAT COLLEGE TOWN

**M**adison is one of the hippest, healthiest and happiest cities in America. It is difficult to name another city that has garnered more accolades than Madison, Wisconsin. The capital city is truly a creative garden where dozens of world-renowned athletes, scientists, artists, inventors, musicians and world leaders were born, raised, educated and employed. The Madison area has it all—beauty, brains and a great personality!

Madison's downtown is on an isthmus, a half-mile wide strip of land between Lake Monona and Lake Mendota. The rest of the city, including the University of Wisconsin-Madison campus, wraps around the lakes. Madison's famed State Street, a one-mile pedestrian mall linking the state Capitol with the UW campus, is a great spot for people watching or hanging out at one of its many coffeehouses, bookstores, eclectic boutiques, ethnic eateries and nightclubs.

The city is a spectacular display of natural beauty that abounds with opportunities for outdoor recreation. With five area lakes and more than 200 parks, the area's rolling hills are host to many globally-recognized events, from the annual Paddle & Portage canoeing event to Madison Blues Festival and Ironman Wisconsin Triathlon. Madison is a paradise for outdoor enthusiasts including joggers, hikers, skiers and especially bicyclists. Known as the bike capital of the Midwest, Madison boasts nearly 100 miles of bike trails. The city's main thoroughfares even have bike lanes!


No matter your preference for recreation or relaxation, you'll find plenty to do in Madison and encounter a diverse group of individuals who all call this place "home."

• • •

"No better college atmosphere can be found anywhere than in Madison with so many things to do. People come just to see how much students care for and love the opportunities the campus offers."

*Princeton Review, 2003*

• • •



**Top:** The State Capitol is the center of Madison's isthmus between lakes Mendota and Monona.

**Middle:** State Street is home to numerous shops and restaurants.

**Left:** Madison features over 100 miles of bike trails. (Photo by Craig Wilson.)

# Life in Madison

## June 2003

Friendliest City in the Midwest  
*Midwest Living* magazine

## June 2003

#2 Among America's Best Places to Live and Work  
*Employment Review* magazine

## May 2003

#5 Best Places for Business and Careers  
*Forbes* magazine

## March 2003

One of Five Cities that Inspire  
*Delicious Living* magazine

## February 2003

#5 Campus Scenes That Rock  
*Rolling Stone* magazine

## July 2002

#1 Small-size Cities for Creativity  
*The Washington Monthly*

## July 2002

#2 Best Places to Live  
Homeadvisor.msn.com

## June 2002

#2 Among America's Best Places to Live and Work  
*Employment Review* magazine

## May 2002

#2 Best Place to Live and Work in America  
BestJobsUSA.com

## March 2002

#1 Best (small) Cities for Women  
*Ladies Home Journal*

## November 2001

#2 Mid-size City in the Country for Cycling  
*Bicycling* magazine

## March 2001




#6 Best City for Families  
*Child* magazine

## September 2000

One of the Nation's Best Small Cities for Families  
*Family Fun* magazine

## September 2000

#5 Fittest City in America  
*Shape* magazine



# BADGER FOOTBALL

## 2003 SCHEDULE

DATE	OPPONENT
Aug. 30	at West Virginia
SEPT. 6	AKRON
SEPT. 13	UNLV
SEPT. 20	NORTH CAROLINA
Sept. 27	at Illinois
Oct. 4	at Penn State
OCT. 11	OHIO STATE
OCT. 18	PURDUE
Oct. 25	at Northwestern
Nov. 8	at Minnesota
NOV. 15	MICHIGAN STATE
NOV. 22	IOWA

Home games in CAPS. Times TBA.

**UWBADGERS.COM**

The Official Website  
of Wisconsin Athletics

