



LIBRARIES

UNIVERSITY OF WISCONSIN-MADISON

Wisconsin football guide 2000.

Madison, Wisconsin: UW Sports Information Office, 1948

<https://digital.library.wisc.edu/1711.dl/V4U5WL5WV7QWS8U>


<http://rightsstatements.org/vocab/InC/1.0/>

The libraries provide public access to a wide range of material, including online exhibits, digitized collections, archival finding aids, our catalog, online articles, and a growing range of materials in many media.

When possible, we provide rights information in catalog records, finding aids, and other metadata that accompanies collections or items. However, it is always the user's obligation to evaluate copyright and rights issues in light of their own use.

WISCONSIN

2000



1999 BIG TEN FOOTBALL CHAMP
UNIVERSITY OF WISCONSIN
HEAD COACH BARRY ALVAREZ

BIG TEN
CONFERENCE

CHAMPION
OF WISCONSIN
BARRY ALVAREZ

THE LEISEMAN TROPHY
1999 FOOTBALL GAME
CHAMPION

*The
Alvarez Era*

BADGER FOOTBALL 2000




BILL FERRARIO




MIKE ECHOLS




ERIC MAHLIK



BROOKS BOLLINGER



DAVE COSTA



WENDELL BRYANT

FOOTBALL FACILITIES

BOWL TRADITION

BADGERS IN THE PROS

SUCCESS IN THE '90s

Badger football

Seeking success in a new century

2000 Wisconsin Schedule

Date	Opponent	Site	Time
Aug. 31	Western Michigan	Madison, Wis.	7 p.m.
Sept. 9	Oregon (ABC)	Madison, Wis.	2:30 p.m.
Sept. 16	Cincinnati	Madison, Wis.	1 p.m.
Sept. 23	Northwestern	Madison, Wis.	11:10 a.m.
Sept. 30	at Michigan	Ann Arbor, Mich.	Noon
Oct. 7	Ohio State	Madison, Wis.	1 p.m.
Oct. 14	at Michigan State	East Lansing, Mich.	11:10 a.m.
Oct. 21	Purdue	Madison, Wis.	11:10 a.m.
Oct. 28	at Iowa	Iowa City, Iowa	1 p.m.
Nov. 4	Minnesota	Madison, Wis.	1 p.m.
Nov. 11	at Indiana	Bloomington, Ind.	1 p.m.
Nov. 25	at Hawaii	Honolulu, Hawaii	11 p.m.

Game times listed are central time zone and subject to change.




Chris Chambers and the 2000 Wisconsin football team have their eyes focused on another season of success. The Badgers are two-time defending Big Ten and Rose Bowl champions.

Back-to-back Rose Bowl wins


Badgers close century with a flourish

Bowl Championship Series Records

School	W-L	Pct.
Wisconsin	2-0	1.000
Florida	1-0	1.000
Michigan	1-0	1.000
Nebraska	1-0	1.000
Ohio State	1-0	1.000
Florida State	1-1	.500
Tennessee	1-1	.500
Alabama	0-1	.000
Stanford	0-1	.000
Syracuse	0-1	.000
Texas A&M	0-1	.000
UCLA	0-1	.000
Virginia Tech	0-1	.000



FOOTBALL FACILITIES
 BOWL TRADITION
 BADGERS IN THE PROS
 SUCCESS IN THE '90s



(Clockwise from upper left): the Badgers' all-time winningest QB Mike Samuel (10); NCAA career rushing leader Ron Dayne (33); NCAA interception leader Jamar Fletcher (2); and all-American Chris McIntosh (75).


Best records in the nation (1998-99)

School	W-L	Pct.
Marshall	25-1	.962
Florida State	23-2	.920
Kansas State	22-3	.880
Tennessee	22-3	.880
Wisconsin	21-3	.875
Virginia Tech	20-4	.833
Nebraska	21-5	.808
Michigan	20-5	.800
Air Force	18-5	.783
Florida	19-6	.760


Best Big Ten Rose Bowl marks in the 1990s

Rk	School	W-L
1.	Wisconsin	3-0
2.	Michigan	2-1
3.	Ohio State	1-0
	Penn State	1-0
5.	Iowa	0-1
	Northwestern	0-1

Illinois, Indiana, Michigan State, Minnesota and Purdue did not play in the Rose Bowl during the 1990s.





Badgers playing in the National Football League



Tony Simmons

Ron Dayne (right) joined Aaron Gibson and Chris McIntosh as first-round NFL draft picks the last two years.



Michael Roan




Cory Raymer


TWO-TIME DEFENDING BIG TEN & ROSE BOWL CHAMPIONS

FOOTBALL FACILITIES
BOWL TRADITION


BADGERS IN THE PROS




Cecil Martin




Jerry Wunsch




Terrell Fletcher



Joe Panos



John Hall



Donald Hayes

Bowl experiences

A tradition of the Alvarez era

Team and fans make Badgers a popular bowl participant

When Coach Barry Alvarez came to Wisconsin in 1990, one of his goals for the program was to compete for bowl games each season.


Ten years into his tenure, Alvarez and his Badgers have earned post-season play six times. Wisconsin has made three trips to Pasadena for the Rose Bowl. In addition, Alvarez has taken clubs to:

- the Hall of Fame Bowl (Tampa, Fla.)
- the Copper Bowl (Tucson, Ariz.)
- the Outback Bowl (Tampa, Fla.)


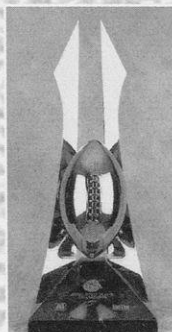

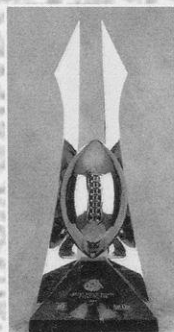

Alvarez' teams have not only enjoyed bowl play, but also excelled on the field. Wisconsin is 5-1 in bowls since 1993, tied with Georgia for the best winning percentage (.833) nationally during that time frame.

The Badgers, obviously, offer bowl games good play on the field. Wisconsin also boasts one of the most-respected fan contingents in college football. That combination makes the UW a frequent target of bowl scouts.

Ron Dayne was named MVP in three bowl games during his Badger career. He and Barry Alvarez are interviewed (right) after a Copper Bowl win over Utah in Tucson, Ariz.





Tackle Aaron Gibson (79) and linebacker Donnel Thompson (44) hold the 1999 Rose Bowl championship trophy after the Badgers' 38-31 upset win over sixth-ranked UCLA in Pasadena, Calif.



Top bowl winning percents in the '90s

School	W-L	Pct.
WISCONSIN	5-1	.833
Georgia	5-1	.833
Florida State	9-2	.818
Auburn	4-1	.800
Georgia Tech	4-1	.800
Mississippi	4-1	.800
Syracuse	6-2	.750
California	3-1	.750
North Carolina	5-2	.714
Colorado	7-3	.700
Penn State	7-3	.700
Miami, Fla.	6-3	.667
Michigan	7-4	.636
Tennessee	7-4	.636
Arizona	3-2	.600
USC	3-2	.600
Kansas State	4-3	.571
Alabama	5-4	.556
Florida	5-4	.556
Air Force	3-3	.500
Boston College	2-2	.500
Louisville	2-2	.500
Oklahoma	2-2	.500
Virginia Tech	3-4	.429
Stanford	2-3	.400

Minimum four appearances



Bowls under Coach Barry Alvarez

1994 Rose Bowl
Wisconsin 21, UCLA 16

1995 Hall of Fame Bowl
Wisconsin 34, Duke 20


1996 Copper Bowl
Wisconsin 38, Utah 10


1998 Outback Bowl
Georgia 33, Wisconsin 6

1999 Rose Bowl
Wisconsin 38, UCLA 31


2000 Rose Bowl
Wisconsin 17, Stanford 9

Home for Badger football is **Camp Randall Stadium**





The Dave McClain Athletic Facility (left) is the Badger football team's practice site during inclement weather. Constructed in 1988, the building features a 90-yard artificial turf playing surface that was installed last year.



Camp Randall Stadium

Camp Randall Stadium, built in 1917, is home for Wisconsin's football team. Distinguished by its double-deck structure and horseshoe design, Camp Randall Stadium has a seating capacity of 76,129.

Besides the field, Camp Randall houses the athletic department offices, lounges and study areas for student-athletes, as well as video, training and weight rooms, training table for meals and a display of football memorabilia.

The Stadium is a cornerstone of the athletic complex. Located on the same block on the west side of campus are the McClain Facility and the Field House. The two-year-old Kohl Center is several blocks east of Camp Randall.

Largest college-owned football facilities

Stadium	School	Capacity
Neyland	Tennessee	102,544
Michigan	Michigan	102,501
Beaver	Penn State	93,967
Ohio	Ohio State	89,841
Sanford	Georgia	86,117
Stanford	Stanford	85,500
Jordan-Hare	Auburn	85,214
Florida Field	Florida	83,000
Memorial	Clemson	81,474
Williams-Brice	So. Carolina	80,250
Notre Dame	Notre Dame	80,225
Doak Campbell	Florida State	80,000
Tiger	LSU	79,940
Camp Randall	Wisconsin	76,129
Spartan	Michigan State	76,000
Memorial	California	75,662
Memorial	Texas	75,512

Big Ten Conference

A college football tradition like no other

ESPN



MSC
YOUR ULTIMATE SPORTS CONNECTION

ESPN 2

Television exposure

When Big Ten fans aren't packing stadiums, they're watching the most comprehensive college football package on television. A partnership with ABC, ESPN, ESPN2 and ESPN Regional will allow the Big Ten to televise a record number of games again this fall. More than 90 percent of all Big Ten games will be shown on live TV in 2000, making this league the most-watched conference in the nation.


Bowl games

The Big Ten boasts one of the deepest college bowl lineups in the nation. The Big Ten is one of six conferences with an automatic berth into the Bowl Championship Series (BCS), which was established to determine a national champion. The Big Ten also has five other bowl bids guaranteed for member schools each year.



"The Big Ten's association with our bowl partners stabilizes the Conference's post-season future," said Commissioner James Delaney. "They also provide fans with terrific destinations and games with great opponents."

- **Champion:** Rose Bowl, Pasadena, Calif.
- **Second choice:** Florida Citrus Bowl, Orlando, Fla.
- **Third choice:** Outback Bowl, Tampa, Fla.
- **Fourth choice:** Alamo Bowl, San Antonio, Texas
- **Fifth choice:** Sun Bowl, El Paso, Texas
- **Sixth choice:** Micron PC Bowl, Miami, Fla.





Attendance leader

College football fans flock to Big Ten campuses each fall to watch the nation's premiere teams. At the University of Wisconsin, the crowds at Camp Randall Stadium number more than 76,000 each week. The Big Ten leads the nation in college football attendance year after year and routinely draws more than four million fans to games on its campuses. The Big Ten has led the nation in attendance since the NCAA began keeping records in 1949, a string of 51 consecutive seasons.



Preview



1999 BIG TEN FOOTBALL CHAMPIONS
UNIVERSITY OF WISCONSIN
HEAD COACH BARRY ALVAREZ

TWO-TIME DEFENDING BIG TEN & ROSE BOWL CHAMPIONS

2000 Preview

Personnel breakdown

LETTERMEN RETURNING: 49
(22 offense, 25 defense, 2 kickers)

LETTERMEN LOST: 16
(9 offense, 7 defense, 0 kickers)

STARTERS RETURNING: 16
(8 offense, 8 defense plus 2 kickers)

Offensive Starters Returning
Brooks Bollinger, quarterback
Chris Chambers, split end
Dave Costa, right guard
Nick Davis, flanker
Bill Ferrario, left guard
Chad Kuhns, fullback
Casey Rabach, center
Dague Retzlaff, tight end

Defensive Starters Returning
Wendell Bryant, right tackle
Jason Doering, free safety
Mike Echols, cornerback
John Favret, rush
Jamar Fletcher, cornerback
Roger Knight, outside linebacker
Ross Kolodziej, left tackle
Eric Mahlik, nose tackle


Kicking Specialists Returning
Vitaly Pisetsky, placekicker
Kevin Stemke, punter

STARTERS LOST: 6
(3 offense, 3 defense)


Offensive Starters Lost
Ron Dayne, tailback
Chris McIntosh, left tackle
Mark Tauscher, right tackle

Defensive Starters Lost
Chris Ghidorzi, linebacker
Bobby Myers, strong safety
Donnel Thompson, linebacker

Kicking Specialists Lost
none



Roger Knight



Center Casey Rabach, a three-year starter, is a preseason all-American by several publications. The Badgers have led the Big Ten in rushing twice with Rabach anchoring the line at center.

Consecutive seasons of double-digit wins, Big Ten and Rose Bowl championships and consensus top five finishes in the national polls have established the Wisconsin football program as one of the nation's elite.

The challenge for Coach Barry Alvarez, who is beginning his second decade as coach, will be to continue the momentum. With 50 returning lettermen, including 16 starters, many of the pieces are in place.

Wisconsin closed the millennium with a campaign that will certainly go down as one of the most memorable in school history.

The resume of the 1999 Wisconsin club includes ...

- 10 wins (second-most in school annals) and an undisputed Big Ten championship.
- a second straight Rose Bowl championship, unprecedented by a Big Ten school.
- fourth-place national rankings by

the coaches and media, the best at the UW since 1962.

- college football's consensus player of the year in Heisman Trophy, Maxwell Award and Doak Walker Award winner Ron Dayne.


- two consensus first-team all-Americans in Dayne and Outland Trophy finalist Chris McIntosh.

The group of 15 seniors that exhausted their eligibility after the exhilarating '99 campaign will be difficult to replace.

Six senior starters -- three on each side of the ball -- must be replaced.

The offensive departures include the legendary Dayne, the consistently productive McIntosh and one-year starting RT Mark Tauscher.

Defensively, the Badgers will be without the leadership and determination of former captains Chris Ghidorzi and Donnel Thompson at linebacker. They ranked first and third on the club in tackles, but more importantly, were



Veteran Dague Retzlaff, a senior, is a huge target (6-foot-8) at tight end.

superb team leaders. Safety Bobby Myers also takes his play-making abilities to the National Football League.

There is a great deal of optimism, however, in Madison. The Badgers enter 2000 as the two-time defending conference kings. Ten seniors are listed as starters, including three linemen on each side of the ball. All of the kicking specialists and return men are also back from arguably one of the nation's top special teams units.


Here is a closer inspection of the Badger prospects by position.

► Quarterback

Much of the Badgers' success during their eight-game win streak to close the 1999 season was tied to the efficient performance of QB Brooks Bollinger. The fleet-footed North Dakotan rushed for 454 yards, passed for 1,133 more and guided UW to a perfect 8-0 record as the starter.

More will be expected of Bollinger this season. With Dayne's departure and the deep group of receivers on hand, the Badgers may seek to be more balanced on offense. Bollinger was second in the Big Ten in pass efficiency and was named league freshman of the year. He was named the 37th-best athlete in the state of North Dakota's history by *Sports Illustrated*.

Although Bollinger does have eight starts to his credit, the quarterback



Senior all-Big Ten candidate Chris Chambers needs just 25 catches to reach 100 for his career. Chambers, who has run a 4.3-second 40-yard dash, is another big-play performer for the club.

position at the UW is probably one of the NCAA's most inexperienced. The backups are redshirt freshmen Jim Sorgi and Scott Wille, a couple of promising talents that have not taken a snap in college.

► Tailback & fullback

Nobody will replace the pounding presence of Dayne, who carried the club on his back for four seasons and ran the ball from scrimmage more than 1,200 times.

There are a number of intriguing prospects in the stable led by junior Michael Bennett. He is a national class sprinter (10-flat in the 100) with a 204-pound frame. Bennett ran for 298 yards last season, including 114 on six carries vs. Indiana. The fleet-footed Bennett was Big Ten indoor track athlete-of-the-championship and athlete-of-the-year. He won two track titles both indoors (60 and 200 meters) and outdoors (100 and 200 meters).

Most likely, several Badgers will share in the run duties. Broderick Williams, another speedster, impressed onlookers during his redshirt campaign. His uncle was an Olympic-caliber sprinter.

Senior Eddie Faulkner (814 career rushing yards) moved back to tailback after a tryout at safety. His experience has been a welcome addition in the backfield. Another senior, Matt Unertl,

a former state player of the year, is a steady and dependable runner.

Carlos Daniels, a 246-pounder, has played both fullback and tailback as a Badger. He subbed for Dayne at tailback for a couple of plays in the Rose Bowl. The physical Daniels has a shot to see action at both positions in 2000.

The starter at fullback will once again be junior Chad Kuhns. The unselfish Kuhns is a load as a blocker and a capable runner and receiver out of the backfield.

► Receiver & tight end

The play-making potential of the Badger passing game has the staff excited. The wideouts are led by senior Chris Chambers, a gifted split end. The former two-sport letterman (he played basketball as a freshman at the UW), is coming off a 41-catch campaign. Despite missing two games with a broken finger, Chambers added to his reputation for both solid and spectacular play. He figures to be an integral part of the aerial game with his experience and good size. Chambers has led the Badgers in receiving two straight seasons.

The reserve split ends are 5-9 junior Conroy Whyte and redshirt freshman Lance Young. Both are excellent athletes with speed.

Junior Nick Davis, the Big Ten leader in kickoff returns in '99 (also second in



John Favret, a three-year starter on the line, will serve as one of two team defensive captains.

punt returns), averaged 18.2 yards per catch last fall. The former all-purpose back as a prep is dangerous whenever he gets his hands on the ball. Davis averaged an impressive 18 yards every time he touched the ball for last year's Rose Bowl champs.

The No. 2 flanker is sophomore Lee Evans, a former prep teammate of Chambers. Evans averaged 25.3 ypc, despite an injury-hampered season.

Tight ends Dague Retzlaff (281 pounds) and John Sigmund (271 pounds) are interchangeable parts. The seniors have shared starting duties for a couple of seasons and are good blockers and improving receivers. That duo combined for 14 catches in '99. Junior Mark Anelli (252 pounds) is a bit smaller and an inviting target. Senior Mike Solwold, the team's long snapper, and redshirt freshman Rob Tucker are other tight ends in the mix.

► Offensive line

Wisconsin has produced a 1,000-yard rusher in seven consecutive seasons, a Big Ten record. Much of that success has been a result of the work of a stout and experienced offensive line. Chris McIntosh, the league's 1999 line-

man of the year, and Mark Tauscher were bookend tackles on last year's club. That duo has completed its eligibility. A trio of three-year starters, however, does return on the inside.

Center Casey Rabach should extend the string of Badger offensive line all-Americans. The rugged Wisconsin native has won wars in the Big Ten trenches for three seasons and is recognized by most as the NCAA's top center.

Rabach is flanked at guard by a pair of Pennsylvania natives. Left guard Bill Ferrario was a consensus first-team all-Big Ten selection as a junior. Right guard Dave Costa finished strong in '99 and made *Sports Illustrated's* All-Bowl team.

The Rabach-Ferrario-Costa trifecta has combined to start 108 games at the UW. During their careers, the Badgers have won the league rushing title twice and gained more than 4.75 miles on the ground.

The two-deep candidates at tackle include four 300 pounders from the Wisconsin prep ranks. Brian Lamont (6-8, 333) and Josh Jakubowski (6-6, 331) are listed on the right side, while Ben Johnson (6-7, 323) and Morgan Davis (6-5, 306) are on the left. All

have lettered at Wisconsin except Davis.

Second-string blockers on the inside include junior Jeremy Dox, sophomore Jason Jowers and freshman Angelo Paganafanador. Al Johnson, Ben's cousin, is the understudy at center.

► Defensive line

Good defense in the Big Ten generally starts up front. That means stopping the ground attack, and Alvarez feels good about his front line troops.

Three seniors are returning to their starting posts.

Ross Kolodziej lines up at left tackle. Also a shot putter on the track team, Kolodziej is an exceptional athlete for his size. George Pratt is second team.

Eric Mahlik, who received all-league mention, is the incumbent nose tackle. He'll get a strong push from Jake Sprague, who has moved inside after recording two sacks as an end.

Three-year starting rush end John Favret will make another push for all-Big Ten honors. The hard-charging veteran pass rusher begins his final campaign with 28 tackles behind the line. Junior Ben Herbert is fast improving after his transfer from linebacker. Herbert had a pair of sacks in the Rose Bowl win. Letterman Delante McGrew, coming off a three-sack performance in the spring game, is another end.

Although the three senior returnees have the most experience, Wisconsin's breakout player may be junior RT Wendell Bryant. The 293-pound first-team all-Big Ten selection led the club in stops behind the line. He was one of just four players in the Big Ten to make first-team all-league and earn conference academic honors last fall. Bryant's supporting cast includes letterwinners Chuck Smith and Clint Bakken.

► Linebacker

Linebacker will have the most personnel turnover from a season ago. Inside linebackers Chris Ghidorzi and Donnel Thompson, the club's No. 1 and No. 3 tackle leaders, have graduated. That duo started together the last two years and registered 203 tackles in 1999.

The candidates on the inside include junior two-year letterman Bryson Thompson (Donnel's younger brother)

and junior Nick Greisen (10 tackles in '99). Thompson and Greisen enter fall camp as the starters with two impressive freshmen in reserve.

Jeff Mack, a redshirt freshman from Madison, also played at West High School, the alma mater of the Thompson brothers. Darius Jones, who enrolled at UW in January after graduating from high school a semester early, was moved to second team after a sparkling spring camp. The state's prep player of the year is a 263 pounder with a great feel for the game.

Wisconsin's honor candidate at linebacker is heady senior Roger Knight.

in each of his two seasons as a starter. The silky-smooth Fletcher was the NCAA's top interceptor as a freshman in '98 and already has a Big Ten career-record five picks returned for TDs (two vs. Drew Brees and one vs. Cade McNown among them). An all-American as a sophomore, Fletcher deserves consideration as college football's top defender. He has 14 interceptions and 22 PBUs in two seasons.

The other junior cornerback, Echols, is coming off an all-Big Ten season. He broke up a team-high 12 passes, one short of Troy Vincent's school mark. Fletcher and Echols have contributed 18




ty. Boese, a California prep, made 31 tackles as the nickel back in 1999.

Letterman Devery Hughes, who had one interception last year, and Carlease Clark are the back-ups at safety.

► Special teams

The Badger special teams of last season ranked among the nation's top 20 in net punting (14th), kickoff returns (8th) and punt returns (18th). The good news is that all of the key principles are back on the roster.

Senior placekicker Vitaly Pisetsky



Jason Doering (8), Mike Echols (36) and Jamar Fletcher (2) have started on pass defenses that ranked seventh and fifth nationally in efficiency defense the last two seasons. Each Badger is entering his third season as a starter in the Wisconsin secondary.

The athletically gifted Knight has played both inside and outside in his career. He filled in at OLB last year when injuries thinned those ranks. Knight has 11 career starts. Senior Ryan Marks, a special teams contributor, is in the backup role.

► Secondary

No area of the ballclub has improved more than the secondary in the last three seasons. That, perhaps, coincides with the emergence of Jamar Fletcher, Mike Echols and Jason Doering as starters.

Fletcher, the leading candidate for the Jim Thorpe Award (nation's top DB), has led the Big Ten in interceptions

picks and 40 passes broken up in their first two years as starters.

The glue in the back end is Doering, the free safety. One of college football's top hitters, Doering recorded 111 bone-rattling tackles in '99. Doering, a former walk-on and two-year captain, needs 18 tackles to move into the school's career top 25.

Former state sprint champion B.J. Tucker is another talented corner with a bright future. Scout team offensive MVP Byron Brown, an option QB as a prep, is a playmaker with good potential. He made a switch from receiver to cornerback last spring.

Junior Joey Boese, who played cornerback for two seasons, has the inside track to replace Bobby Myers (drafted by the Tennessee Titans) at strong safe-

was a finalist for both the Lou Groza and Mosi Tatupu Awards last season. He scored 94 points, second-most by a kicker in UW annals, en route to first-team all-league honors. He made 14 consecutive field goals, including a game winner in overtime at Minnesota, and booted nearly 75 percent of his kickoffs into the end zone. Pisetsky, who was listed as a senior in 1999, appealed the NCAA and will return for "another" senior season (see Pisetsky's bio for more information).

Senior punter Kevin Stemke, who has received all-league mention three times in his career, is one of the nation's best special teams weapons. He has a 43-yard career average, eighth-best in Big Ten history. Stemke's distance and hang time are key compo-



Nick Davis has led the Big Ten in both punt and kickoff returns during his career.

nents for the punt coverage squads. Stemke led the league in punting as a sophomore and is an all-America candidate this year.


Flanker Nick Davis has been a star in the return game for two campaigns. A former high school sprint champion, Davis has led the Big Ten in punt returns (freshman) and kickoff returns (sophomore). He scored TDs three different ways (receiving, punt return and kickoff return) last fall and already has five career returns for scores.

► The schedule

Wisconsin's 2000 schedule is tougher than last fall. The Badgers face six teams that appeared in bowl games a year ago.

The non-conference slate includes home contests with Western Michigan (which lost the MAC championship game), Oregon (Sun Bowl champion) and Cincinnati (one of the Badgers' two losses last year).


A formidable Big Ten slate includes road matchups at Michigan (Orange Bowl winner), Michigan State (Florida Citrus Bowl winner), Iowa and Indiana.



Kevin Stemke has averaged 43 yards per punt in his career, eighth-best in Big Ten history.

The home games in league play are vs. Northwestern, Ohio State, Purdue (Outback Bowl participant) and Minnesota (Sun Bowl participant).

Wisconsin has a 12th game at Hawaii to conclude the regular season.



Vitaly Pisetsky was a finalist for both the Lou Groza and Mosi Tatupu Awards in '99.

The Rainbow Warriors won the Oahu Bowl in '99 and were the nation's most-improved team.

Wisconsin does not play Illinois or Penn State in Big Ten action.



Ross Kolodziej has been a member of Big Ten championship teams in both football and track at Wisconsin. The defensive lineman also competes in the throwing events for the track team.

Notebook Items

► Did you know this?

- The Badgers are the only school in the nation to win Bowl Championship Series games in the opening two years of the format.

- The UW became the first team in Big Ten history to win the Rose Bowl in consecutive seasons with its 17-9 triumph over Stanford.

- Wisconsin, Tennessee and Florida State are the only teams in the nation to play in BCS games in 1998-99.

- The Badgers' two-year record (1998-99) is fifth-best in the nation ... Wisconsin's 21-3 mark trails Marshall (25-1), Florida State (23-2), Kansas State (22-3) and Tennessee (22-3).

- The Badgers, Marshall (Mid-American Conference) and Florida State (Atlantic Coast Conference) are the only teams in NCAA Division I-A to win league titles in both 1998-99.

- Wisconsin's eight-game winning streak is the nation's third longest (Marshall with 17 and Florida State with 12 have longer streaks).

- The Badgers, Penn State, Florida, Michigan, Nebraska and Florida State are the only institutions to win at least four New Year's Day bowls since '94.

- Wisconsin, along with Florida, Florida State, Michigan, Nebraska, Penn State, Tennessee, Virginia and Virginia Tech are the only teams to play in at least six bowls since '93.

- Wisconsin's 10-2 campaign in 1999 was the second winningest season in school annals (tied with 1993).

- The Badgers' 7-1 league slate gave the UW its first undisputed Big Ten championship in 37 years. That came in a league that featured seven bowl teams.

- The Badgers' non-conference schedule in 2000 features Western Michigan (7-5), Oregon (9-3), Cincinnati (3-8) and Hawaii (9-4) ... the Ducks and Rainbow Warriors both played in bowls ... Wisconsin's Big Ten schedule features bowl teams Michigan, Michigan State, Purdue and Minnesota ... UW won't play Illinois or Penn State in league action.

► Odds & ends

- Wisconsin was the only team in the nation to win three Rose Bowls in the 1990s (Michigan and Washington won two each).

- Wisconsin has been ranked in the Associated Press poll in 32 of the last 33 weeks.

- In the last 85 games (dating back to 1993), the Badgers have produced a 100-yard rusher 79 times (.929).

- Wisconsin's last seven teams have averaged 8.43 wins per season.

- The Badgers ended the '99 season ranked fourth by both the coaches and media ... that's the best at Wisconsin since the 1962 club placed second.

- Wisconsin registered nine- and eight-game winning streaks in 1998 and 1999, respectively.

- The Badgers won more games in the decade of the 1990s (70) than any prior 10-year period.

- Wisconsin had an eight-minute advantage in time of possession (per game) in 1999 ... the Badgers have won 16 of their last 17 outings when enjoying more possession time.

- The UW has scored 78 points on special teams and on defense the last two seasons (40 in '98 and 38 in '99).

- Wisconsin has won 20 consecutive games when it has the same or fewer turnovers than the opponent.

- Badger linemen **Dave Costa**, **Bill Ferrario** and **Casey Rabach** have combined for 108 career starts.

- UW is 40-3-4 during the Alvarez era when the foe rushes for less than 125 yards ... Bucky is also 40-3-4 when it gains at least 200 yards rushing ... when both of those situations occur in the same game, Wisconsin is 35-0-1.

- Wisconsin has produced a 1,000-yard rusher in seven straight seasons, a Big Ten record.

- The Badgers' record in non-league action since 1993 is 24-6-1 (.790).

- The UW is 40-3 since Alvarez became coach when the Badgers rush at least 50 times in a game.

- Wisconsin's bowl winning percentage this decade (.833) is second-best in the NCAA ... LSU is 3-0.

► Interesting items

- Wisconsin set a number of all-time school records in the weight room during winter conditioning. **Chris Chambers** (4.31 in the 40 and a 42.75-inch vertical jump) and **Mike Echols** (4.28 in the 40 and 42.50-inch vertical jump) established UW standards in those categories for offense and defense, respectively.

- During winter workouts, seven Badgers ran the 40-yard dash in less than 4.5 seconds. Twenty-one different players set career-low times in the 40. Ten Wisconsin players bench pressed at least 400 pounds.

- The Badgers' season opener vs. Western Michigan was switched to Thursday, Aug. 31. That will be the second-earliest opener in school history. Wisconsin began the 1997 season on Aug. 24 vs. Syracuse in the Kickoff Classic.

- **Bill Ferrario** has started 37 games in his career through three seasons. If he starts every game this season, including a bowl, Ferrario can become only the fourth player in Big Ten history to start at least 50 games. Former teammate Chris McIntosh started 50 times at UW between 1996-99.

- Milwaukee natives **Michael Bennett** and **B.J. Tucker** are arguably the fastest athletes in the Big Ten. Bennett won four Big Ten sprint titles in 2000 (the 60 indoors, the 100 outdoors and the 200 both indoors and outdoors). Tucker placed second in the 60 indoors, 3rd in the 100 meters outdoors and fourth in the 200 outdoors. The two were prep rivals before becoming teammates at Wisconsin.

- Coach **Barry Alvarez** received a Victor Award last summer as College Football Coach of the Year. Selected by editors at *Sport Magazine*, the Victor Awards benefit the City of Hope Medical facility in Los Angeles.

- Wisconsin became the first school in history to boast a Rose Bowl championship team, a Heisman Trophy winner and a Final Four men's basketball team. All of that occurred for the UW Athletic Department in 1999-2000.

Numerical Roster

No.	Name	Pos.	Ht.	Wt.	Birthdate	Year	Hometown (HS/Last School)
1	Travann Hayes	WR	5-11	175	5/6/81	Fr./Fr.	Elgin, IL (Larkin)
2	Jamar Fletcher **	DB	5-10	176	8/28/79	Sr./Jr.	St. Louis, MO (Hazelwood East)
3	Lee Evans *	WR	5-11	186	3/11/81	So./So.	Bedford, OH (HS)
4	Eddie Faulkner ***	RB	5-11	196	10/20/77	Sr./Sr.	Muncie, IN (Central)
5	Brooks Bollinger *	QB	6-2	210	11/15/79	Jr./So.	Grand Forks, ND (Central)
5	Chuckie Cowans	DB	5-8	170	7/20/82	Fr./Fr.	Chicago, IL (Richards)
6	Joey Boese **	DB	5-11	175	2/8/80	Jr./Jr.	Villa Park, CA (Mater Dei)
7	Scott Wille	QB	6-3	202	1/12/81	So./Fr.	Oconomowoc, WI (HS)
7	Ryan Aiello	DB	6-1	195	2/11/81	Fr./Fr.	Oceanside, CA (El Camino)
8	Jason Doering ***	DB	6-0	200	4/22/78	Sr./Sr.	Rhineland, WI (HS)
9	Conroy Whyte *	WR	5-7	157	9/3/78	Jr./Jr.	Boston, MA (English)
10	Byron Brown	DB	6-0	188	3/10/80	So./Fr.	Sicklerville, NJ (Overbrook)
10	Bret Burlingame	DB	6-0	194	4/22/78	Sr./Sr.	Ft. Atkinson, WI (HS)
11	Devery Hughes *	DB	5-11	189	5/2/80	Jr./So.	Los Angeles, CA (Fremont)
11	Jamaal Wilson	WR	6-3	189	3/27/81	So./Fr.	Weston, FL (Western)
12	Stephon Watson	DB	6-3	190	5/1/80	So./So.	Elkton, MD (Aberdeen)
13	Chris Catalano	DB/WR	6-1	198	2/28/82	Fr./Fr.	Thousand Oaks, CA (Westlake)
13	Chris Wagner	DB	5-10	191	3/25/79	Sr./Jr.	Milton, WI (HS)
14	Kevin Stemke ***	P	6-2	188	11/23/78	Sr./Sr.	Green Bay, WI (Preble)
15	Ryan Keepman	OLB	6-4	200	9/24/81	Fr./Fr.	Oconomowoc, WI (HS)
16	Matt Schabert	QB	6-2	195	7/7/82	Fr./Fr.	Elgin, IL (Larkin)
17	Adam Espinoza	K	5-10	165	11/7/82	Fr./Fr.	Arcadia, CA (HS)
18	Kareem Timbers	DB	6-3	200	5/12/81	Fr./Fr.	Chicago, IL (Mt. Carmel)
19	Roger Knight ***	OLB	6-2	234	10/11/78	Sr./Sr.	Queens Village, NY (Brooklyn Tech)
19	Jim Sorgi	QB	6-5	186	12/3/80	So./Fr.	Fraser, MI (HS)
20	Vitaly Pisetsky ***	K	5-10	230	1/28/78	Sr./Sr.	New York, NY (Kennedy)
20	Jerone Pettus	RB	5-9	175	1/30/81	Fr./Fr.	Roosevelt, NY (HS)
21	Lance Young	WR	6-2	173	6/8/81	So./Fr.	Florissant, MO (Beaumont)
21	Jason Schick *	DB	6-0	201	11/6/78	Sr./Jr.	Sturgeon Bay, WI (HS)
22	Nick Davis **	WR	5-10	183	10/6/79	Jr./Jr.	Manchester, MI (HS)
22	Nate Howard	DB	5-10	190	7/23/80	So./Fr.	St. Paul, MN (St. Thomas Academy)
23	B.J. Tucker *	DB	5-11	169	10/12/80	So./So.	Bayside, WI (Nicolet)
23	Josh Hunt	WR	5-9	172	12/29/78	Sr./Jr.	Thiensville, WI (Homestead)
24	Tyron Griffin	RB	6-0	235	9/17/81	Fr./Fr.	St. Louis, MO (Sumner)
25	Isaac Booker	RB	5-10	255	7/24/80	So./So.	Lake Butler, FL (Union County)
26	Howard Boye-Doe	RB	6-2	210	9/2/81	Fr./Fr.	Keller, TX (HS)
27	Broderick Williams	RB	6-0	209	12/28/80	So./Fr.	Needville, TX (HS)
27	Ryan Simmons	DB	5-11	188	4/27/80	Jr./So.	Verona, WI (HS)
28	Anthony Davis	RB	5-8	185	5/21/82	Fr./Fr.	Plainfield, NJ (HS)
29	Michael Bennett *	RB	5-10	204	8/13/78	Jr./Jr.	Milwaukee, WI (Tech)
30	Wendell Davidson	RB	5-10	243	7/11/81	So./Fr.	Detroit, MI (Pershing)
30	Ryan Marks ***	OLB	6-1	222	3/2/78	Sr./Sr.	Wisconsin Rapids, WI (Lincoln)
31	Carlease Clark **	DB	5-11	178	6/25/80	Jr./Jr.	Lakeview Terrace, CA (Montclair)
31	Erik Bickerstaff *	FB	6-0	222	7/25/80	Jr./So.	Waukesha, WI (North)
32	Bryson Thompson **	LB	6-1	220	1/17/80	Jr./Jr.	Madison, WI (West)
32	Matt Mialik	TE	6-0	242	9/16/80	So./Fr.	Verona, WI (Middleton)
34	Michael Broussard	RB	5-10	190	8/23/82	Fr./Fr.	Carrollton, TX (The Colony)
36	Mike Echols **	DB	5-10	172	10/13/78	Sr./Jr.	Youngstown, OH (Ursuline)
36	Tony Paciotti	TE	6-4	240	4/14/82	Fr./Fr.	Jessup, PA (Valley View)
37	Sal DiMucci	FB	6-0	231	1/2/81	So./Fr.	Barrington Hills, IL (Loyola Academy)
38	Matt Unertl **	RB	5-10	217	10/14/77	Sr./Sr.	Sussex, WI (Sussex-Hamilton)
39	Carlos Daniels **	FB/RB	6-1	246	3/11/79	Sr./Jr.	Farrell, PA (HS)
41	Chad Kuhns **	FB	6-1	234	10/17/78	Sr./Jr.	Bellevue, OH (HS)
42	Ben Herbert **	Rush	6-4	247	11/30/79	Jr./Jr.	McDonald, PA (West Allegheny)
43	Delante McGrew **	Rush	6-4	227	5/7/79	Sr./Jr.	Brooklyn, OH (St. Edward)
44	Jerron Smith	LB	6-1	220	2/1/82	Fr./Fr.	Lindenwold, NJ (Overbrook)

45	Nick Greisen **	LB	6-2	238	8/10/79	Jr./Jr.	Sturgeon Bay, WI (HS)
46	Jeff Mack	LB	6-0	236	2/20/81	So./Fr.	Madison, WI (West)
47	P.J. Cannon *	LB	6-1	234	3/17/80	Jr./So.	Brookfield, WI (Catholic Memorial)
48	Darius Jones	LB	6-3	263	2/19/82	Fr./Fr.	Beloit, WI (Memorial)
49	Mark Bell	TE	6-4	235	8/30/81	Fr./Fr.	Scottsdale, AZ (Chaparral)
50	Russ Kuhns	LB	6-0	231	11/10/79	Jr./So.	Bellevue, OH (HS)
52	Mark Downing *	LB	6-2	235	8/29/78	Sr./Jr.	Middleton, WI (HS)
54	Dave Costa ***	OL	6-5	307	9/8/78	Sr./Sr.	Ellwood City, PA (HS)
55	Travis Jack	OLB	6-0	224	8/16/80	So./Fr.	Green Bay, WI (Notre Dame)
56	Jason Jowers *	OL	6-6	303	9/9/80	Jr./So.	Libertyville, IL (HS)
56	Jason Clemens	LB	6-1	221	8/28/80	So./Fr.	Lodi, WI (HS)
58	Kalvin Barrett	OL/DL	6-2	300	12/29/81	Fr./Fr.	Spring Valley, CA (Monte Vista)
59	Brad Koranda	LB	6-0	220	1/19/81	So./Fr.	Sun Prairie, WI (HS)
60	Bill Ferrario ***	OL	6-3	314	9/22/78	Sr./Sr.	Scranton, PA (West)
61	Mike Lorenz	OL	6-5	280	8/26/81	Fr./Fr.	Manitowoc, WI (Lutheran)
62	Angelo Paganafanador	OL	6-3	297	4/11/81	So./Fr.	Pine Hill, NJ (Overbrook Regional)
64	Ben Johnson *	OL	6-7	323	4/7/80	Jr./So.	Brussels, WI (Southern Door)
65	Nick Mueller	DL	6-1	275	10/16/78	Sr./Jr.	Plymouth, WI (HS)
67	Dan Buening	OL	6-4	275	10/26/81	Fr./Fr.	Green Bay, WI (Bay Port)
68	Eric Benedict	OL	6-4	317	5/10/81	So./Fr.	Taylor, WI (Blair-Taylor)
69	Jeremy Dox	OL	6-3	288	1/1/79	Sr./Jr.	St. Paul, MN (Cretin-Derham Hall)
70	Casey Rabach ***	OL	6-5	301	9/24/77	Sr./Sr.	Sturgeon Bay, WI (HS)
71	Brian Lamont *	OL	6-8	333	3/12/79	Sr./Jr.	Browntown, WI (Monroe)
72	Al Johnson *	OL	6-4	281	1/27/79	Jr./So.	Brussels, WI (Southern Door)
73	Matt Gajda	DL	6-4	253	9/1/80	So./Fr.	Sturgeon Bay, WI (HS)
74	Jason Jefferson	DL	6-3	300	12/20/81	Fr./Fr.	Chicago, IL (Leo)
74	Fred Nieforth	OL	6-8	275	7/8/81	So./Fr.	Antigo, WI (HS)
75	Morgan Davis	OL	6-5	306	8/7/80	Fr./Fr.	Barron, WI (HS)
76	Josh Jakubowski **	OL	6-6	331	8/3/78	Sr./Sr.	Schofield, WI (D.C. Everest)
77	Wendell Bryant **	RT	6-4	293	9/12/80	Jr./Jr.	St. Louis, MO (Ritenour)
78	Ross Kolodziej ***	LT	6-3	286	5/11/78	Sr./Sr.	Stevens Point, WI (HS)
79	Jonathan Clinkscale	OL	6-3	270	4/17/82	Fr./Fr.	Altadena, CA (Muir)
81	Mark Anelli **	TE	6-5	252	6/5/79	Sr./Jr.	Addison, IL (Addison Trail)
82	Rob Tucker	TE	6-4	246	5/9/80	So./Fr.	Fort Wayne, IN (Northrup)
84	David Braun *	WR	5-11	189	6/26/80	Jr./So.	Madison, WI (Edgewood)
85	John Sigmund ***	TE	6-6	271	7/2/78	Sr./Sr.	Sewell, NJ (Camden Catholic / Milford Academy)
85	Doug Mittelstaedt	DL	6-1	286	10/18/79	Jr./So.	Reedsburg, WI (HS)
86	Mike Solwold **	TE	6-6	236	9/30/77	Sr./Sr.	Hartland, WI (Arrowhead)
87	Dague Retzlaff ***	TE	6-8	281	7/21/78	Sr./Sr.	Crystal, MN (Armstrong)
88	Chris Chambers ***	WR	6-1	212	8/12/78	Sr./Sr.	Bedford, OH (HS)
89	Jesse Mayfield	LT	6-6	277	10/26/79	So./Fr.	Indianapolis, IN (Ben Davis)
90	Aaron Habermann	LT	6-3	256	6/27/79	Sr./Jr.	Hartland, WI (Arrowhead)
91	Clint Bakken *	RT	6-2	294	12/30/79	Jr./So.	Boulder Junction, WI (Lakeland)
92	Jonathan Welsh	DL	6-4	205	6/9/82	Fr./Fr.	Houston, TX (B.T. Washington)
93	Chuck Smith *	RT	6-6	277	7/1/78	Sr./Jr.	Elkhart, IN (Jimtown)
94	George Pratt **	LT	6-5	305	12/15/78	Sr./Jr.	Chicago, IL (Curie)
95	Traison Lewis	DL	6-2	228	12/24/81	Fr./Fr.	Rancho Cucamonga, CA (HS)
96	John Favret ***	Rush	6-4	238	3/23/78	Sr./Sr.	Cleveland Heights, OH (St. Ignatius)
97	Nick Cochart	NT	6-1	259	5/8/81	So./Fr.	Brussels, WI (Southern Door)
97	Kirk Munden	K	5-9	170	7/17/80	So./Fr.	Eau Claire, WI (North)
98	Eric Mahlik ***	NT	6-3	266	2/9/78	Sr./Sr.	Green Bay, WI (Notre Dame)
98	Mark Neuser	K	5-9	164	4/1/80	So./Fr.	Milwaukee, WI (Marquette)
99	Jake Sprague **	NT	6-4	273	10/1/79	Jr./Jr.	Oak Creek, WI (HS)

* — letters won

— fifth-year senior

Year — academic / athletic (in fall of 2000)

Alphabetical Roster

No.	Name	Pos.	Ht.	Wt.	Birthdate	Year	Hometown (HS/Last School)
7	Aiello, Ryan	DB	6-1	195	2/11/81	Fr./Fr.	Oceanside, CA (El Camino)
81	Anelli, Mark **	TE	6-5	252	6/5/79	Sr./Jr.	Addison, IL (Addison Trail)
91	Bakken, Clint *	RT	6-2	294	12/30/79	Jr./So.	Boulder Junction, WI (Lakeland)
58	Barrett, Calvin	OL/DL	6-2	300	12/29/81	Fr./Fr.	Spring Valley, CA (Monte Vista)
49	Bell, Mark	TE	6-4	235	8/30/81	Fr./Fr.	Scottsdale, AZ (Chaparral)
68	Benedict, Eric	OL	6-4	317	5/10/81	So./Fr.	Taylor, WI (Blair-Taylor)
29	Bennett, Michael *	RB	5-10	204	8/13/78	Jr./Jr.	Milwaukee, WI (Tech)
31	Bickerstaff, Erik *	FB	6-0	222	7/25/80	Jr./So.	Waukesha, WI (North)
6	Boese, Joey **	DB	5-11	175	2/8/80	Jr./Jr.	Villa Park, CA (Mater Dei)
5	Bollinger, Brooks *	QB	6-2	210	11/15/79	Jr./So.	Grand Forks, ND (Central)
25	Booker, Isaac	RB	5-10	255	7/24/80	So./So.	Lake Butler, FL (Union County)
26	Boye-Doe, Howard	RB	6-2	210	9/2/81	Fr./Fr.	Keller, TX (HS)
84	Braun, David *	WR	5-11	189	6/26/80	Jr./So.	Madison, WI (Edgewood)
34	Broussard, Michael	RB	5-10	190	8/23/82	Fr./Fr.	Carrollton, TX (The Colony)
10	Brown, Byron	DB	6-0	188	3/10/80	So./Fr.	Sicklerville, NJ (Overbrook)
77	Bryant, Wendell **	RT	6-4	293	9/12/80	Jr./Jr.	St. Louis, MO (Ritenour)
67	Buenning, Dan	OL	6-4	275	10/26/81	Fr./Fr.	Green Bay, WI (Bay Port)
10	Burlingame, Bret	DB	6-0	194	4/22/78	Sr./Sr.	Ft. Atkinson, WI (HS)
47	Cannon, P.J. *	LB	6-1	234	3/17/80	Jr./So.	Brookfield, WI (Catholic Memorial)
13	Catalano, Chris	DB/WR	6-1	198	2/28/82	Fr./Fr.	Thousand Oaks, CA (Westlake)
88	Chambers, Chris ***	WR	6-1	212	8/12/78	Sr./Sr.	Bedford, OH (HS)
31	Clark, Carlease **	DB	5-11	178	6/25/80	Jr./Jr.	Lakeview Terrace, CA (Montclair)
56	Clemens, Jason	LB	6-1	221	8/28/80	So./Fr.	Lodi, WI (HS)
79	Clinkscale, Jonathan	OL	6-3	270	4/17/82	Fr./Fr.	Altadena, CA (Muir)
97	Cochart, Nick	NT	6-1	259	5/8/81	So./Fr.	Brussels, WI (Southern Door)
54	Costa, Dave ***	OL	6-5	307	9/8/78	Sr./Sr.	Ellwood City, PA (HS)
5	Cowans, Chuckie	DB	5-8	170	7/20/82	Fr./Fr.	Chicago, IL (Richards)
39	Daniels, Carlos **	FB/RB	6-1	246	3/11/79	Sr./Jr.	Farrell, PA (HS)
30	Davidson, Wendell	RB	5-10	243	7/11/81	So./Fr.	Detroit, MI (Pershing)
28	Davis, Anthony	RB	5-8	185	5/21/82	Fr./Fr.	Plainfield, NJ (HS)
75	Davis, Morgan	OL	6-5	306	8/7/80	Fr./Fr.	Barron, WI (HS)
22	Davis, Nick **	WR	5-10	183	10/6/79	Jr./Jr.	Manchester, MI (HS)
37	DiMucci, Sal	FB	6-0	231	1/2/81	So./Fr.	Barrington Hills, IL (Loyola Academy)
8	Doering, Jason ***	DB	6-0	200	4/22/78	Sr./Sr.	Rhineland, WI (HS)
52	Downing, Mark *	LB	6-2	235	8/29/78	Sr./Jr.	Middleton, WI (HS)
69	Dox, Jeremy	OL	6-3	288	1/1/79	Sr./Jr.	St. Paul, MN (Cretin-Derham Hall)
36	Echols, Mike **	DB	5-10	172	10/13/78	Sr./Jr.	Youngstown, OH (Ursuline)
17	Espinoza, Adam	K	5-10	165	11/7/82	Fr./Fr.	Arcadia, CA (HS)
3	Evans, Lee *	WR	5-11	186	3/11/81	So./So.	Bedford, OH (HS)
4	Faulkner, Eddie ***	RB	5-11	196	10/20/77	Sr./Sr.	Muncie, IN (Central)
96	Favret, John ***	Rush	6-4	238	3/23/78	Sr./Sr.	Cleveland Heights, OH (St. Ignatius)
60	Ferrario, Bill ***	OL	6-3	314	9/22/78	Sr./Sr.	Scranton, PA (West)
2	Fletcher, Jamar **	DB	5-10	176	8/28/79	Sr./Jr.	St. Louis, MO (Hazelwood East)
73	Gajda, Matt	DL	6-4	253	9/1/80	So./Fr.	Sturgeon Bay, WI (HS)
45	Greisen, Nick **	LB	6-2	238	8/10/79	Jr./Jr.	Sturgeon Bay, WI (HS)
24	Griffin, Tyron	RB	6-0	235	9/17/81	Fr./Fr.	St. Louis, MO (Sumner)
90	Habermann, Aaron	LT	6-3	256	6/27/79	Sr./Jr.	Hartland, WI (Arrowhead)
1	Hayes, Travann	WR	5-11	175	5/6/81	Fr./Fr.	Elgin, IL (Larkin)
42	Herbert, Ben **	Rush	6-4	247	11/30/79	Jr./Jr.	McDonald, PA (West Allegheny)
22	Howard, Nate	DB	5-10	190	7/23/80	So./Fr.	St. Paul, MN (St. Thomas Academy)
11	Hughes, Devery *	DB	5-11	189	5/2/80	Jr./So.	Los Angeles, CA (Fremont)
23	Hunt, Josh	WR	5-9	172	12/29/78	Sr./Jr.	Thiensville, WI (Homestead)
55	Jack, Travis	OLB	6-0	224	8/16/80	So./Fr.	Green Bay, WI (Notre Dame)
76	Jakubowski, Josh **	OL	6-6	331	8/3/78	Sr./Sr.	Schofield, WI (D.C. Everest)
74	Jefferson, Jason	DL	6-3	300	12/20/81	Fr./Fr.	Chicago, IL (Leo)
72	Johnson, Al *	OL	6-4	281	1/27/79	Jr./So.	Brussels, WI (Southern Door)

64	Johnson, Ben *	OL	6-7	323	4/7/80	Jr./So.	Brussels, WI (Southern Door)
48	Jones, Darius	LB	6-3	263	2/19/82	Fr./Fr.	Beloit, WI (Memorial)
56	Jowers, Jason *	OL	6-6	303	9/9/80	Jr./So.	Libertyville, IL (HS)
15	Keepman, Ryan	OLB	6-4	200	9/24/81	Fr./Fr.	Oconomowoc, WI (HS)
19	Knight, Roger ***	OLB	6-2	234	10/11/78	Sr./Sr.	Queens Village, NY (Brooklyn Tech)
78	Kolodziej, Ross ***	LT	6-3	286	5/11/78	Sr./Sr.	Stevens Point, WI (HS)
59	Koranda, Brad	LB	6-0	220	1/19/81	So./Fr.	Sun Prairie, WI (HS)
41	Kuhns, Chad **	FB	6-1	234	10/17/78	Sr./Jr.	Bellevue, OH (HS)
50	Kuhns, Russ	LB	6-0	231	11/10/79	Jr./So.	Bellevue, OH (HS)
71	Lamont, Brian *	OL	6-8	333	3/12/79	Sr./Jr.	Browntown, WI (Monroe)
95	Lewis, Traison	DL	6-2	228	12/24/81	Fr./Fr.	Rancho Cucamonga, CA (HS)
61	Lorenz, Mike	OL	6-5	280	8/26/81	Fr./Fr.	Manitowoc, WI (Lutheran)
46	Mack, Jeff	LB	6-0	236	2/20/81	So./Fr.	Madison, WI (West)
98	Mahlik, Eric ***	NT	6-3	266	2/9/78	Sr./Sr.	Green Bay, WI (Notre Dame)
30	Marks, Ryan ***	OLB	6-1	222	3/2/78	Sr./Sr.	Wisconsin Rapids, WI (Lincoln)
89	Mayfield, Jesse	LT	6-6	277	10/26/79	So./Fr.	Indianapolis, IN (Ben Davis)
43	McGrew, Delante **	Rush	6-4	227	5/7/79	Sr./Jr.	Brooklyn, OH (St. Edward)
32	Mialik, Matt	TE	6-0	242	9/16/80	So./Fr.	Verona, WI (Middleton)
85	Mittelstaedt, Doug	DL	6-1	286	10/18/79	Jr./So.	Reedsburg, WI (HS)
65	Mueller, Nick	DL	6-1	275	10/16/78	Sr./Jr.	Plymouth, WI (HS)
97	Munden, Kirk	K	5-9	170	7/17/80	So./Fr.	Eau Claire, WI (North)
98	Neuser, Mark	K	5-9	164	4/1/80	So./Fr.	Milwaukee, WI (Marquette)
74	Nieforth, Fred	OL	6-8	275	7/8/81	So./Fr.	Antigo, WI (HS)
36	Paciotti, Tony	TE	6-4	240	4/14/82	Fr./Fr.	Jessup, PA (Valley View)
62	Paganafanador, Angelo	OL	6-3	297	4/11/81	So./Fr.	Pine Hill, NJ (Overbrook Regional)
20	Pettus, Jerone	RB	5-9	175	1/30/81	Fr./Fr.	Roosevelt, NY (HS)
20	Pisetsky, Vitaly ***	K	5-10	230	1/28/78	Sr./Sr.	New York, NY (Kennedy)
94	Pratt, George **	LT	6-5	305	12/15/78	Sr./Jr.	Chicago, IL (Curie)
70	Rabach, Casey ***	OL	6-5	301	9/24/77	Sr./Sr.	Sturgeon Bay, WI (HS)
87	Retzlaff, Dague ***	TE	6-8	281	7/21/78	Sr./Sr.	Crystal, MN (Armstrong)
16	Schabert, Matt	QB	6-2	195	7/7/82	Fr./Fr.	Elgin, IL (Larkin)
21	Schick, Jason *	DB	6-0	201	11/6/78	Sr./Jr.	Sturgeon Bay, WI (HS)
85	Sigmund, John ***	TE	6-6	271	7/2/78	Sr./Sr.	Sewell, NJ (Camden Catholic / Milford Academy)
27	Simmons, Ryan	DB	5-11	188	4/27/80	Jr./So.	Verona, WI (HS)
93	Smith, Chuck *	RT	6-6	277	7/1/78	Sr./Jr.	Elkhart, IN (Jintown)
44	Smith, Jerron	LB	6-1	220	2/1/82	Fr./Fr.	Lindenwold, NJ (Overbrook)
86	Solwold, Mike **	TE	6-6	236	9/30/77	Sr./Sr.	Hartland, WI (Arrowhead)
19	Sorgi, Jim	QB	6-5	186	12/3/80	So./Fr.	Fraser, MI (HS)
99	Sprague, Jake **	NT	6-4	273	10/1/79	Jr./Jr.	Oak Creek, WI (HS)
14	Stemke, Kevin ***	P	6-2	188	11/23/78	Sr./Sr.	Green Bay, WI (Preble)
32	Thompson, Bryson **	LB	6-1	220	1/17/80	Jr./Jr.	Madison, WI (West)
18	Timbers, Kareem	DB	6-3	200	5/12/81	Fr./Fr.	Chicago, IL (Mt. Carmel)
23	Tucker, B.J. *	DB	5-11	169	10/12/80	So./So.	Bayside, WI (Nicolet)
82	Tucker, Rob	TE	6-4	246	5/9/80	So./Fr.	Fort Wayne, IN (Northrup)
38	Unertl, Matt **	RB	5-10	217	10/14/77	Sr./Sr.	Sussex, WI (Sussex-Hamilton)
13	Wagner, Chris	DB	5-10	191	3/25/79	Sr./Jr.	Milton, WI (HS)
12	Watson, Stephon	DB	6-3	190	5/1/80	So./So.	Elkton, MD (Aberdeen)
92	Welsh, Jonathan	DL	6-4	205	6/9/82	Fr./Fr.	Houston, TX (B.T. Washington)
9	Whyte, Conroy *	WR	5-7	157	9/3/78	Jr./Jr.	Boston, MA (English)
7	Wille, Scott	QB	6-3	202	1/12/81	So./Fr.	Oconomowoc, WI (HS)
27	Williams, Broderick	RB	6-0	209	12/28/80	So./Fr.	Needville, TX (HS)
11	Wilson, Jamaal	WR	6-3	189	3/27/81	So./Fr.	Weston, FL (Western)
21	Young, Lance	WR	6-2	173	6/8/81	So./Fr.	Florissant, MO (Beaumont)

* — letters won

— fifth-year senior

Year — academic / athletic (in fall of 2000)

Final Spring Depth

► Offense

QB	5	Brooks Bollinger, 6-2, 210, So.
	19	Jim Sorgi, 6-5, 186, Fr.
	7	Scott Wille, 6-3, 202, Fr.
RB	29	Michael Bennett, 5-10, 204, Jr.
	27	Broderick Williams, 6-0, 209, Fr.
	4	Eddie Faulkner, 5-11, 196, Sr.
	38	Matt Unertl, 5-10, 217, Sr.
FB	41	Chad Kuhns, 6-1, 234, Jr.
	39	Carlos Daniels, 6-1, 246, Jr.
	31	Erik Bickerstaff, 6-0, 222, So.
FL	22	Nick Davis, 5-10, 183, Jr.
	3	Lee Evans, 5-11, 186, So.
	84	David Braun, 5-11, 189, So.
SE	88	Chris Chambers, 6-1, 212, Sr.
	9	Conroy Whyte, 5-7, 157, Jr.
	21	Lance Young, 6-2, 173, Fr.
TE	85	John Sigmund, 6-6, 271, Sr.
	87	Dague Retzlaff, 6-8, 281, Sr.
	81	Mark Anelli, 6-5, 252, Jr.
LT	64	Ben Johnson, 6-7, 323, So.
	75	Morgan Davis, 6-5, 306, Fr.
	74	Fred Nieforth, 6-8, 275, Fr.
LG	60	Bill Ferrario, 6-3, 314, Sr.
	56	Jason Jowers, 6-6, 303, So.
	62	Angelo Paganafador, 6-3, 297, Fr.
C	70	Casey Rabach, 6-5, 301, Sr.
	72	Al Johnson, 6-4, 281, So.
	56	Jason Jowers, 6-6, 303, So.
RG	54	Dave Costa, 6-5, 307, Sr.
	69	Jeremy Dox, 6-3, 288, Jr.
	62	Angelo Paganafador, 6-3, 297, Fr.
RT	71	Brian Lamont, 6-8, 333, Jr.
	76	Josh Jakubowski, 6-6, 331, Sr.
	68	Eric Benedict, 6-4, 317, Fr.

► Defense

LT	78	Ross Kolodziej, 6-3, 286, Sr.
	94	George Pratt, 6-5, 305, Jr.
	89	Jesse Mayfield, 6-6, 277, Fr.
NT	98	Eric Mahlik, 6-3, 266, Sr.
	99	Jake Sprague, 6-4, 273, Jr.
	97	Nick Cochart, 6-1, 259, Fr.
RT	77	Wendell Bryant, 6-4, 293, Jr.
	93	Chuck Smith, 6-6, 277, Jr.
	91	Clint Bakken, 6-2, 294, So.
Rush	96	John Favret, 6-4, 238, Sr.
	42	Ben Herbert, 6-4, 247, Jr.
	43	Delante McGrew, 6-4, 227, Jr.
OLB	19	Roger Knight, 6-2, 234, Sr.
	30	Ryan Marks, 6-1, 222, Sr.
	55	Travis Jack, 6-0, 224, Fr.
LB	45	Nick Greisen, 6-2, 238, Jr.
	48	Darius Jones, 6-3, 263, Jr.
	47	P.J. Cannon, 6-1, 234, So.
LB	32	Bryson Thompson, 6-1, 220, Jr.
	46	Jeff Mack, 6-0, 236, Fr.
	52	Mark Downing, 6-2, 235, Jr.
LC	2	Jamar Fletcher, 5-10, 176, Jr.
	23	B.J. Tucker, 5-11, 169, So.
	10	Bret Burlingame, 6-0, 194, Sr.
SS	6	Joey Boese, 5-11, 175, Jr.
	11	Devery Hughes, 5-11, 189, So.
	16	Ryan Simmons, 5-11, 188, So.
FS	8	Jason Doering, 6-0, 200, Sr.
	31	Carlease Clark, 5-11, 178, Jr.
	21	Jason Schick, 6-0, 201, Jr.
RC	36	Mike Echols, 5-10, 172, Jr.
	10	Byron Brown, 6-0, 188, Fr.
	10	Bret Burlingame, 6-0, 194, Sr.

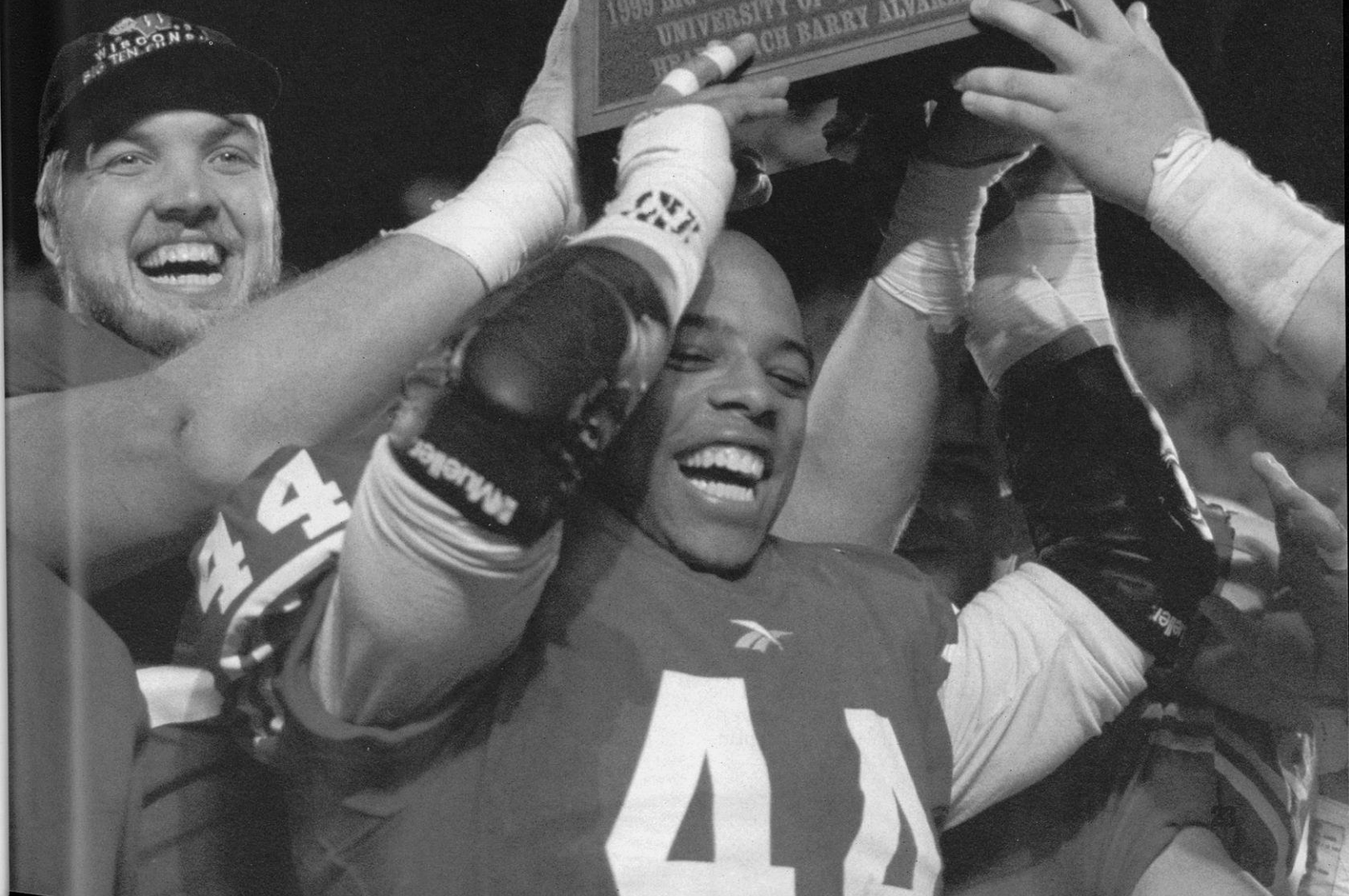


► Special Teams

P	14	Kevin Stemke, 6-2, 188, Sr.
	20	Vitaly Pisetsky, 5-10, 230, Sr.
K	20	Vitaly Pisetsky, 5-10, 230, Sr.
	98	Mark Neuser, 5-9, 164, Fr.
LS	86	Mike Solwold, 6-6, 236, Sr.
	54	Dave Costa, 6-5, 307, Sr.
H	14	Kevin Stemke, 6-2, 188, Sr.
	19	Jim Sorgi, 6-5, 186, Fr.
PR	22	Nick Davis, 5-10, 183, Jr.
	23	Josh Hunt, 5-9, 172, Jr.
KOR	22	Nick Davis, 5-10, 183, Jr.
	29	Michael Bennett, 5-10, 204, Jr.

Pronunciation Guide

Barry Alvarez	AL-vuh-rez
Ryan Aiello	eye-ELL-oh
Mark Anelli	uh-NELL-ee
Clint Bakken	BOCK-en
Joey Boese	BO-zay
Brooks Bollinger	BALL-inn-jer
Michael Broussard	brew-SARD
Dan Buening	BENN-ing
Chris Catalano	cat-uh-LONN-oh
Dave Costa	KOSS-tuh
Jason Doering	DOOR-ing
Mike Echols	ECK-uhls
John Favret	FAV-ray
Jamar Fletcher	juh-MARR
Nick Greisen	GRY-son
Tyron Griffin	tie-RONN
Aaron Habermann	HOBB-er-munn
Travann Hayes	truh-VONN
Ben Herbert	HER-burt
Josh Jakubowski	jack-uh-BOW-skee
Ross Kolodziej	kuh-LODD-gee
Chad Kuhns	KOONS
Eric Mahlik	MAH-lick
Tony Paciotti	puh-CHOTE-ee
A. Paganafador	puh-gan-fan a-door
Vitaly Pisetsky	puh-SET-skee
Casey Rabach	RAH-bock
Dague Retzlaff	DAYG RETTS-laff
Matt Schabert	SHAY-bert
Jerron Smith	juh-RONN
Jim Sorgi	SORE-gee
Jake Sprague	SPRAYGUE
Matt Unertl	you-NERR-tle
Scott Wille	WILLIE

Personnel



Head Coach

Wisconsin Coach Barry Alvarez talks frequently to his seniors about leaving a legacy that will stand the test of time. The three-time Big Ten championship coach is continuing to add to his own personal legacy as one of the elite field generals in college football.

After one decade as the head coach at formerly downtrodden Wisconsin, the 53-year-old Alvarez has built a model program that is the envy of many schools trying to jump-start a football program and an athletic department.

When sizing up Alvarez' coaching career, it's easy to get overwhelmed with statistical evidence. Quite simply, he has restored a proud tradition, built a fan base that is legendary, won many games and done so in a first-class and honorable manner.

During his decade on the sidelines in Madison, Alvarez has changed and refined nearly every aspect of the Badger program. He tore things apart and put them back together.

Alvarez changed the uniforms, designed a new logo, reconnected with boosters and high school coaches in the state, built or refurbished many facilities and essentially rebuilt the program from the ground up.

His teams have been highly successful. Alvarez' championship squads have won with an explosive offense (1993), a suffocating defense (1998) and a simply balanced club (1999). The Badgers of '99, in fact, led the Big Ten in scoring offense and defense and also had the most-productive special teams.


As a leader, Alvarez' greatest skill is dealing with people. He demands, but he also cares. "Coach Alvarez treated me like his own son," is how Heisman Trophy winner Ron Dayne sums up his former coach.

Those who know Alvarez well marvel at his leadership skills. There's a plan in place and Alvarez executes it. He has the ability to get people to buy into the program. The result of those efforts include 70 victories, three conference championships and six post-season appearances in 10 years.

Alvarez learned both the importance of a plan and the keys to implementing it at his previous workplaces.

Iowa's Hayden Fry, a former military man with a keen eye for detail, brought Alvarez to the college ranks in 1979.

Alvarez' Mason City (Iowa) High School team had just won a state championship when Fry hired him. Fry emphasized the importance of having a plan. Six Hawkeye bowls in Alvarez' eight seasons confirmed the wisdom of having a strong plan.



Alvarez' coaching record

Year	School	Won	Lost	Tied	Pct.	Big Ten	Bowl
1990	Wisconsin	1	10	0	.091	10th	---
1991	Wisconsin	5	6	0	.455	T8th	---
1992	Wisconsin	5	6	0	.455	T6th	---
1993	Wisconsin	10	1	1	.875	T1st	Rose
1994	Wisconsin	8	3	1	.708	3rd	Hall of Fame
1995	Wisconsin	4	5	2	.455	T7th	---
1996	Wisconsin	8	5	0	.615	7th	Copper
1997	Wisconsin	8	5	0	.615	5th	Outback
1998	Wisconsin	11	1	0	.917	T1st	Rose
1999	Wisconsin	10	2	0	.833	1st	Rose

Career Totals 70 44 4 .610



(LARSEN PHOTO)

Tom Lemming, Prep Football Report

"In my opinion, Alvarez is the nation's No. 1 recruiter. He is a truly honest, sincere and personable coach with a great rapport. Recruits take to him immediately, and so do their parents. His well-earned national recognition gives him an edge when recruiting out-of-state prospects."

Then-Notre Dame Coach Lou Holtz, who hired him from Iowa, is the mentor Alvarez credits for teaching him the value of uniting people for a common cause; in other words, selling your plan.

During Alvarez' three years with Holtz at ND, he was promoted every season from linebackers coach to defensive coordinator to assistant head coach. Notre Dame was 32-5 while Alvarez was there and won the 1988 national championship.

Alvarez said his college coach, the legendary Bob Devaney, urged him to set a timetable for becoming a head coach by the time he turned 42. Alvarez was hired at UW on Jan. 2, 1990, one day after the Fighting Irish defeated Colorado in the Orange Bowl. His 42nd birthday was three days earlier.

As Alvarez begins his second decade in Madison, his personal legacy continues to grow.

The goals for the future are simple. Keep the momentum going. When you're trying to build a legacy, continued achievement is the only possible course. That's the blueprint that Alvarez has always worked from.

► The book on Barry Alvarez

Did you know that Alvarez ...

- is the only coach in collegiate history to win more than one Bowl Championship Series game? Alvarez is 2-0, while Tennessee's Phillip Fulmer, Florida State's Bobby Bowden, Michigan's Lloyd Carr, Florida's Steve Spurrier, Ohio State's John Cooper and Nebraska's Frank Solich all have one BCS game victory.
- became the winningest coach in UW history, despite playing in one of America's toughest leagues? The record-breaking win was a 40-10 rout of 11th-ranked Michigan State on Oct. 23, 1999.
- joined Ohio State's Woody Hayes as the only coaches in Big Ten history to win at least three Rose Bowls? Alvarez' Wisconsin clubs have captured three in the past seven years. Hayes' Buckeyes won four Rose Bowl games over a span of 20 years.
- is the only coach in Big Ten history to win the Rose Bowl in back-to-back years?
- coached Wisconsin last fall to its first undisputed Big Ten Conference championship in 37 years? It was the Badgers' second straight league crown, something that hadn't been accomplished in Madison since '96-97. *That's 1896-97!*
- has led the UW to six postseason bowls in seven seasons after the school qualified for only six bowls in the previous 103 years?

• has coached five consensus all-Americans (Ron Dayne, Chris McIntosh, Tom Burke, Aaron Gibson and Cory Raymer). Dayne, of course, won the Heisman Trophy, Maxwell Award and the Doak Walker Award in 1999?

• has produced finalists for the Outland Trophy (Aaron Gibson in 1998 and Chris McIntosh in 1999), Lombardi Award (Gibson in 1998), Mosi Tatupu Award (Vitaly Pisetsky in 1999), Lou Groza Award (Matt Davenport in 1998 and Vitaly Pisetsky in 1999), Doak Walker Award (Dayne in 1998 and 1999) and Jim Thorpe Award (Troy Vincent in 1991)?

• owns a 5-1 career bowl record, including a perfect 3-0 mark at the Rose Bowl. Alvarez' career winning percentage in bowls (.833) is fourth-best all-time (minimum six bowls)?

• led the Badgers to the three winningest seasons (11 in 1998, 10 in 1993 and 10 in 1999) in University of Wisconsin history?


• built a fan base so large, that Wisconsin has sold more than 50,000 *season* football tickets for several years. The Badgers have played before crowds of at least 70,000 in Camp Randall Stadium 40 weeks in a row?



No football coach in Wisconsin history has won more games than Barry Alvarez. His first decade as coach featured three Big Ten championships and five bowl wins.

Awesome achievements

- Victor Award as National Coach of the Year in 1999
- American Football Coaches Association (AFCA) National Coach of the Year in 1993
- Bobby Dodd Foundation National Coach of the Year in 1993
- *College & Pro Football Newsweekly* National Coach of the Year in 1993
- Finalist for ESPN College Coach of the Decade in 1999
- Big Ten Coach of the Year in 1993 and 1998
- Head Coach at the Blue-Gray Game (1995), East-West Shrine Game (1996) and Hula Bowl (2000)



Alvarez' Numbers

Alvarez' record breakdown

Year	Overall	Home	Away	Neutral	Big Ten	Non-Conf.	Bowl
1990	1-10	1-6	0-4	0-0	0-8	1-2	0-0
1991	5-6	4-3	1-3	0-0	2-6	3-0	0-0
1992	5-6	5-1	0-5	0-0	3-5	2-1	0-0
1993	10-1-1	4-0-1	4-1	2-0	6-1-1	3-0	1-0
1994	8-3-1	4-1-1	3-2	1-0	5-2-1	2-1	1-0
1995	4-5-2	2-3-1	2-2-1	0-0	3-4-1	1-1-1	0-0
1996	8-5	4-2	3-3	1-0	3-5	4-0	1-0
1997	8-5	5-1	3-2	0-2	5-3	3-1	0-1
1998	11-1	6-0	4-1	1-0	7-1	3-0	1-0
1999	10-2	5-1	4-1	1-0	7-1	2-1	1-0
Total	70-44-4	40-18-3	24-24-1	6-2	41-36-3	24-7-1	5-1

Alvarez against the best

Alvarez vs. A.P. Top 25: 15-20-1
 at home: 6-9-1
 on the road: 5-9
 neutral site: 4-2

Current streak: Wisconsin has won five consecutive games against Associated Press Top 25 competition.

Alvarez vs. all opponents

School	W-L-T	Last Game
Ball State	2-0	1999
Boise State	1-0	1997
Bowling Green	1-0	1992
California	0-1	1990
Cincinnati	1-1	1999
Colorado	0-2	1995
Duke	1-0	1995
Eastern Michigan	3-0	1996
Georgia	0-1	1998
Hawaii	1-0	1996
Illinois	5-3-1	1998
Indiana	5-3	1999
Iowa	3-5	1999
Iowa State	2-0	1993
Michigan	3-4	1999
Michigan State	3-4	1999
Minnesota	7-3	1999
Murray State	1-0	1999
Nevada	1-0	1993
Northern Illinois	1-0	1992

Northwestern	6-4	1999
Ohio	1-0	1998
Ohio State	2-5-1	1999
Penn State	2-2	1998
Purdue	5-3-1	1999
San Diego State	2-0	1998
San Jose State	1-0	1997
SMU	2-0	1995
Stanford	2-0-1	2000
Syracuse	0-1	1997
Temple	0-1	1990
UCLA	2-0	1999
UNLV	2-0	1998
Utah	1-0	1996
Washington	0-1	1992
Western Illinois	1-0	1991

Vs. Big Ten: 41-36-3
 Vs. Pac-10: 3-2-1
 Vs. Big 12: 2-2
 Vs. ACC: 1-0
 Vs. SEC: 0-1
 Vs. Big East: 0-1

Wisconsin's head coaches


Barry Alvarez is the 27th man to coach the Wisconsin football team. Entering his second decade this fall, Alvarez has the third-longest tenure (Harry Stuhldreher and Milt Bruhn coached longer). Alvarez is already the winningest coach in school history.

Coach (Tenure)	Record
Barry Alvarez (1990-99)	70-44-4
Phil King (1896-02,05)	65-11-1
Milt Bruhn (1956-66)	52-45-6
Dave McClain (1978-85)	46-42-3
Harry Stuhldreher (1936-48)	45-62-6
Ivy Williamson (1949-55)	41-19-4
John Jardine (1970-77)	37-47-3
J.R. Richards (1911,17,19-22)	29-9-4
Glenn Thistlethwaite (1927-31)	26-16-3
Clarence Spears (1932-35)	13-17-2
William Juneau (1912-15)	18-8-2
Art Curtis (1903-04)	11-6-1
George Little (1925-26)	11-3-2
H.O. Stickney (1894-95)	10-4-1
J.A. Barry (1908-10)	9-4-3
C.P. Hutchins (1906-07)	8-1-1
Don Morton (1987-89)	6-27-0
Jack Ryan (1923-24)	5-6-4
Frank Crawford (1892)	4-3-0
Parke Davis (1893)	4-2-0
Paul Withington (1916)	4-2-1
Herb Alward (1891)	3-1-1
Guy Lowman (1918)	3-3-0
John Coatta (1967-69)	3-26-1
Jim Hilles (1986)	3-9-0
Ted Mestre (1890)	1-3-0
Alvin Kletsch (1889)	0-2-0

Total it up

Here are a few of the achievements from Barry Alvarez' first 10 years as head coach.

- 3 Big Ten championships
- 6 bowl bids and five bowl victories
- 3 top 5 finishes in the coaches' final poll
- 28 National Football League draft picks, including four first rounders
- 59 academic all-Big Ten selections
- a Heisman Trophy winner
- 13 all-Americans, including five consensus first-team choices
- 38 first-team all-Big Ten picks
- a 1,000-yard rusher in 7 different seasons
- 2 Big Ten MVPs (Silver Football winners)
- 2 Big Ten defensive players of the year
- 2 Big Ten offensive players of the year




Barry Alvarez (left), the winningest coach in Wisconsin history, begins his second decade on the Badger sidelines this fall.

The Alvarez Decade

► In 1999

A 17-9 win over Stanford in the Rose Bowl allowed Wisconsin to become the first Big Ten school in history to win the "Granddaddy of them all" in back-to-back campaigns. The 10-2 Badgers finished fourth in both the media and coaches final polls. Wisconsin defeated five nationally rated foes for the first time in school history and concluded the year with eight consecutive victories. The Badgers led the Big Ten in both scoring offense and scoring defense. Ron Dayne became the NCAA's all-time leading rusher and then walked away with the Heisman Trophy, Maxwell Award and Doak Walker Award. Chris McIntosh (Outland Trophy) and Vitaly Pisetsky (Mosi Tatupu and Lou Groza Awards) were major award finalists. The UW defeated Minnesota 20-17 in its first-ever overtime contest. Alvarez was forced to coach from the press box or hospital in eight games after mid-season knee surgery.



► In 1998

The winningest season (11-1) in school history ended in dramatic fashion with a thrilling 38-31 upset of sixth-ranked UCLA at the Rose Bowl. Game MVP Ron Dayne keyed the win with a 246-yard rushing effort against the Bruins. Wisconsin led the nation in scoring defense and turnover margin. The Badgers' nine-game win streak to open the season tied a school record. Tom Burke (the national leader in sacks) and Aaron Gibson (a finalist for the Lombardi Award and the Outland Trophy) were consensus all-America

picks. Barry Alvarez was Big Ten Coach of the Year as his Badgers won the UW's 10th conference football championship.

► In 1997

A six-game winning streak catapulted the Badgers to a second consecutive eight-win season and berth in the Outback Bowl vs. Georgia. The Badgers joined the '37 Michigan team as the only squads in league history to win three one-point decisions. Ron Dayne earned first-team all-America honors and Matt Davenport won two games with last-second field goals.

► In 1996

The Badgers opened quickly with a 3-0 non-league slate before losing four games (three by a combined total of 10 points) to highly ranked foes. The UW closed 4-1 and then ended the year with a 38-10 win over Utah in the Copper Bowl. Ron Dayne set an NCAA freshman rushing record and had 2,109 yards, including the bowl win.

► In 1995

With the most inexperienced squad in the Big Ten and facing the nation's most difficult schedule (according to the *Seattle Times*), the Badgers posted a 4-5-2 mark. Darrell Bevell broke nearly every passing record at the UW. The 17-9 upset at Penn State broke the NCAA's longest win streak (20 games).

► In 1994

Wisconsin won its second straight January bowl game by defeating Duke in the Hall of Fame Bowl. The regular season featured a win at Michigan for the first time since 1962 and a then school-record 632-yard total offensive output vs. Indiana. Center Cory Raymer was a consensus all-American. Seven players were drafted by the NFL.

► In 1993

The 10-1-1 Badgers were Big Ten co-champions, beat UCLA in the Rose Bowl and were ranked as high as fifth (coaches) in the final polls. The UW had the NCAA's largest attendance increase, and its .875 winning percentage was the best by a Big Ten team

Top 10 NCAA rankings during the Alvarez era

1999		
Rushing offense	277.9 ypg	3rd
Scoring defense	13.2 ppg	5th
Pass eff. defense	96.3 pts.	5th
Turnover margin	+1.00 mar.	15th
Kickoff returns	24.7 ypr	8th
Scoring offense	35.6 ppg	10th
1998		
Scoring defense	11.9 ppg	1st
Turnover margin	+1.92 mar.	1st
Net punting	40.6 avg.	3rd
Rushing defense	92.2 ypg	4th
Total defense	292.6 ypg	5th
Pass eff. defense	105.5 pts.	7th
Punt returns	13.7 ypr	9th
1994		
Rushing offense	240.8 ypg	10th
1993		
Rushing offense	250.8 ypg	8th

since '79. A school-record eight players were named first-team all-Big Ten. Tailback Brent Moss was the Badgers' first Big Ten MVP since 1962.

► In 1992

The UW was 5-6 and climbed in the Big Ten standings for the third season in a row. The Badgers upset 12th-ranked Ohio State, the first win over a nationally rated foe in eight years. Wisconsin received votes in the national polls for the first time in Alvarez' career and ended the year one victory short of a bowl bid. Three of the losses were by a total of four points.

► In 1991

Wisconsin improved its win total by four games, the fourth-largest improvement in the NCAA. Troy Vincent was an all-American and runner-up for the Jim Thorpe Award. Vincent was the seventh overall pick in the NFL draft by the Dolphins. A victory at Minnesota broke a 23-game road losing streak.

► In 1990

Wisconsin was within striking distance entering the fourth quarter in 10 games, although its only victory was over Ball State. Wisconsin had the third-best attendance gain nationally.

Alvarez' Badgers Among the Best


The Alvarez Decade

► BCS perfection

The Bowl Championship Series (BCS) format was established in 1998 to help determine a true national champion. Four bowls (Rose, Fiesta, Orange and Sugar) are considered BCS bowls.

Since the format was instituted, the Badgers are one of only three schools to play in a BCS game twice. Wisconsin is the only program in the nation to win two BCS games in as many tries.

WISCONSIN	2-0
Florida	1-0
Michigan	1-0
Nebraska	1-0
Ohio State	1-0
Florida State	1-1
Tennessee	1-1
Alabama	0-1
Stanford	0-1
Syracuse	0-1
Texas A&M	0-1
UCLA	0-1
Virginia Tech	0-1



Barry Alvarez and his most-celebrated player (Ron Dayne) with the 1999 Heisman Trophy. Dayne became college football's career rushing leader under Alvarez' direction.

Top NCAA winning percentages (1993-99)

1.	Nebraska	81-8	.910
2.	Florida State	77-8-1	.901
3.	Florida	75-14-1	.839
4.	Tennessee	72-14	.837
5.	Kansas State	70-14-1	.830
6.	Penn State	70-16	.814
7.	Ohio State	72-19-1	.788
8.	Virginia Tech	64-20	.762
9.	Michigan	65-21	.756
10.	Texas A&M	63-22-1	.738
11.	WISCONSIN	59-22-4	.718
12.	Colorado	59-23-1	.717
13.	BYU	60-27	.690
14.	Colorado St.	57-27	.679
15.	Syracuse	55-26-1	.677
16.	Auburn	54-26-1	.673
17.	N. Carolina	56-28	.667
18.	Alabama	58-32	.644
19.	Toledo	50-28	.641
20.	Washington	51-29	.638

► Rose Bowl trifecta

Wisconsin, USC (three times) and UCLA are the lone schools to have won three Rose Bowls in a decade. The Badgers were the only institution to accomplish that feat in the 1990s.


School	Seasons*
WISCONSIN	1993-98-99
UCLA	1982-83-85
USC	1972-74-76-78
USC	1962-67-69
USC	1931-32-38

* the *regular seasons* in which the school won the Rose Bowl (which are actually played in January of the following calendar year)

Top career bowl winning percentages in college history

Rk	Coach, School	W-L-T	Pct.
1.	Frank Kush	7-1-0	.875
2.	Gene Stallings	6-1-0	.857
3.	BARRY ALVAREZ	5-1-0	.833
	Jim Young	5-1-0	.833
5.	Bobby Bowden	17-5-1	.761
6.	Dick Crum	6-2-0	.750
	Bud Wilkinson	6-2-0	.750
8.	Pat Dye	7-2-1	.750
9.	Joe Paterno	20-9-1	.717
10.	Jim Sweeney	5-2-0	.714
11.	Bob Devaney	7-3-0	.700
	Dan Devine	7-3-0	.700

Notes: The list above includes coaches with a minimum of six bowl appearances. Barry Alvarez' 83.3% winning rate in bowl games is the best mark among active coaches in NCAA Division I.



Baseball fan Barry Alvarez sang "Take me out to the ballgame" during the seventh-inning stretch at a Cubs-Cardinals game in 1999.

Column material on Coach Barry Alvarez


Overall Record: 70-44-4
 Big Ten Record: 41-36-3
 Big Ten Titles: 3 (1993, 1998, 1999)

- Alvarez, a big baseball fan, helped honor former Chicago Cubs' announcer Harry Caray by singing "Take me out to the ballgame" during the seventh-inning stretch in May of 1999.
- Babcock Hall, which houses the UW-Madison's nationally acclaimed dairy school, developed an ice cream flavor in honor of the Badger head coach in 1994. It was named Berry Alvarez, and the flavor was a mixture of raspberry, strawberry and blueberry.
- Alvarez set a goal to become a collegiate head coach by his 42nd birthday and was named to the Wisconsin post three days after he turned 42.
- Alvarez was a finalist for ESPN's College Football Coach of the Decade Award. He was one of 18 coaches named to new positions in 1990 and just three (Alvarez, Steve Spurrier and Ron McBride) are still at the schools which hired them.
- Leading tackler among linebackers on Nebraska's 1967 squad, which led the nation in total defense and created a school-record 40 turnovers.
- Alvarez grew up in a small mining town (Burgettstown) in western Pennsylvania. Played all sports as a kid and idolized former Pirate outfielder Roberto Clemente.
- Alvarez and his wife, Cindy, endowed a football scholarship at the UW in the spring of 2000. "I thought it was a small way for me to say thanks to the UW-Madison," Alvarez said of his quarter-million dollar contribution.

Barry's Pro Badgers

Player	Pos.	Last Team
Chuck Belin	OL	Rams
Donny Brady	DB	Ravens
Tom Burke	DL	Cardinals
Jason Burns	RB	Bengals
LaMar Campbell	DB	Lions
Darryl Carter	OLB	Bears
Chad Cascadden	OLB	Jets
Don Davey	DL	Jaguars
Ron Dayne	RB	Giants
Lee DeRamus	WR	Saints
Derek Engler	OL	Giants
Terrell Fletcher	RB	Chargers
Kenny Gales	CB	Bears
Aaron Gibson	OL	Lions
John Hall	K	Jets
Donald Hayes	WR	Panthers
Reggie Holt	DB	Packers
Bryan Jurewicz	DL	Panthers
Rob Lurtsema	DL	Saints
Jason Maniecki	DL	Tampa Bay
Cecil Martin	FB	Eagles
Carl McCullough	RB	Vikings
Chris McIntosh	OL	Seahawks
Pete Monty	LB	Giants
Brent Moss	RB	Rams
Bobby Myers	DB	Titans
Joe Panos	OL	Bills
Cory Raymer	OL	Redskins
Michael Roan	TE	Titans
Rafael Robinson	DB	Seahawks
Joe Rudolph	OL	49ers
Tarek Saleh	FB	Browns
Mike Schneck	LS	Steelers
Tony Simmons	WR	Patriots
Jason Suttle	DB	Broncos
Mark Tauscher	OL	Packers
Mike Thompson	DL	Browns
Eric Unverzagt	LB	Seahawks
Jamie Vanderveldt	OL	Buccaneers
Mike Versteegen	OL	Saints
Troy Vincent	DB	Eagles
Cyrill Weems	DB	Lions
Jerry Wunsch	OL	Buccaneers

1999 active pros in boldface.




Philadelphia All-Pro Troy Vincent

► Alvarez' career record ...

- in Camp Randall Stadium: 40-18-3
- in road/neutral sites: 30-26-1
- on artificial turf: 54-32-3
- on natural grass: 16-12-1
- in day games: 61-41-4
- in night games: 9-3
- on ABC: 9-10-1
- on ESPN: 18-7
- on ESPN2: 8-3
- vs. ranked teams: 15-19-1
- when UW is ranked higher: 30-4-1
- when UW is ranked lower: 8-19-1
- in games decided by < 4 points: 11-6-4
- when UW scores first: 55-13-2
- when opponent scores first: 15-30-2
- when leading after 1 quarter: 45-8-1
- when leading at halftime: 55-6
- when leading after 3 quarters: 59-5-3
- when UW outrushes opponent: 61-12-4
- when UW is outrushed: 9-32
- when UW has >= 50 rushes: 40-3
- when UW has < 49 rushes: 30-41-4
- when UW outpasses opponent: 27-15-1
- when UW is outpassed: 43-29-3
- when UW has >= 25 passes: 18-33-3
- when UW has < 24 passes: 52-11-1
- when UW has more total offense: 50-9-2
- when UW has less total offense: 20-35-2
- when UW has fewer turnovers: 43-15-1
- when UW has more turnovers: 11-20-1
- when equal turnovers: 16-9-2
- when UW has > possession time: 52-15-3
- when UW has < possession time: 18-29-1
- when UW scores > 20 points: 58-8-2
- when UW scores <= 20 points: 12-36-2
- when UW allows > 20 points: 14-37-2
- when UW allows <= 20 points: 56-7-2
- when UW has 100-yard rusher: 57-13-4
- when UW has 200-yard passer: 16-8-1
- when UW rushes for > 300 yds: 18-1
- when UW rushes for 250-299 yds: 13-1-1
- when UW rushes for 200-249 yds: 9-1-2
- when opp. rushes for < 100 yds: 22-3-2
- when opp. rushes for 101-125 yds: 19-2
- in August/September: 27-9-1
- in October: 21-19-1
- in November: 16-15-2
- in December/January: 6-1

The Offense




► Wisconsin's offense in the 1990s ...

- led the Big Ten in rushing four times.
- produced a 1,000-yard rusher seven straight seasons, a Big Ten record.
- gained more than 13 miles on the ground.
- produced a pair of Big Ten Most Valuable Players in Brent Moss (1993) and Ron Dayne (1999).
- set a school passing record in 1995 by averaging 221.7 yards per game and completing 65 percent of its passes.
- gained 705 yards of total offense against Indiana in 1999, the second-most yardage gained in a battle of Big Ten teams.
- accumulated more than 5,000 total yards four times (1993, 1994, 1996 and 1999).
- developed 18 players that earned first-team all-Big Ten mention and four consensus all-Americans (Ron Dayne, Chris McIntosh, Aaron Gibson and Cory Raymer).

Wisconsin's NCAA offensive rank in 1999

In Brian White's first season as coordinator, Wisconsin broke its season scoring record and ranked among the NCAA's top 20 teams in the following categories:


Rushing offense	277.9 ypg	3rd
Scoring offense	35.6 ppg	10th
Total offense	423.0 ypg	17th
Pass eff. offense	134.7 pts.	20th



College football's all-time leading rusher Ron Dayne



Brent Moss



Terrell Fletcher



Carl McCullough


"Our philosophy has always been to run the ball first, but we're willing to take what's given to us. We want to be sound in what we do on offense and, most importantly, mistake free."

Brian White, offensive coordinator

Offensive Coordinator & Running Backs Coach

► Brian White

Offensive Coordinator & Running Backs



One of the fastest rising stars in the college coaching ranks is Wisconsin's second-year offensive coordinator Brian White. The enthusiastic White is entering his sixth year at Wisconsin in charge of running backs and his second season as offensive coordinator.

In White's rookie season directing the offense and calling the plays, Wisconsin led the Big Ten, finished 10th nationally and set a school season record for scoring.

Among the highlights were Ron Dayne's second 2,000-yard rushing season and a 705-yard total offense explosion vs. Indiana. That was the second-highest total in Big Ten history.

White was one of the driving forces in Dayne's march toward college football's all-time rushing mark and the Heisman Trophy. White coached Dayne all four years at the UW and watched with admiration as his star pupil met every challenge and carried the Badgers to four straight bowl games.


The Badgers have led the Big Ten in rushing offense three of the last four seasons (1996, 1998 and 1999) and averaged 213.3 ypg on the ground during White's reign as running backs coach.

One of college football's top recruiters, White is credited with opening the doors in Texas and California for the Badgers. He signed six west coast prospects to letters of intent in February.

Prior to Wisconsin, White worked for Jeff Horton (now the Badgers' QB coach) at UNLV and Nevada. One of his Rebel receivers, Randy Gatewood, caught 23 passes (for 363 yards) in a single game. Wolf Pack QB Chris Vargas was second nationally in total offense while White was at Nevada. White helped tutor running backs while serving as a graduate assistant at Notre Dame (1988-89) and worked with Jerome Bettis and Reggie Brooks.

The former Harvard quarterback (school's No. 2 career passer) earned his B.A. in 1986, an M.A. from Fordham in 1988 and an M.B.A. from Notre Dame in 1990.

Brian and his wife, Salli, have a daughter, Cassi, and a son, Jackson.



White notebook

Responsibility: Offensive Coordinator & Running Backs

Bowl Games: 7

Big Ten Titles: 2


Year at Wisconsin: 6th

Alma Mater: Harvard '86

Family: wife Salli; daughter Cassi and son Jackson

Coaching Career:


Wisconsin, 1995-present;
UNLV, 1994 & 1990-92;
Nevada, 1993; Notre Dame,
1988-89; Fordham, 1986-87



Tight Ends Coach

▶ **Tim Davis**

Assistant Coach for Tight Ends



Once a Badger, always a Badger is how Tim Davis figures it. The former Wisconsin graduate and volunteer assistant for Dave McClain in the mid-1980s is entering the fourth year of his second stint at the UW.

Davis, who coaches tight ends, worked four years (1983-86) at UW-Madison previously. Helping with the offensive line, Davis coached future National Football League blockers Paul Gruber, Jeff

Dellenbach and Dan Turk. The Badgers played in the 1984 Hall of Fame Bowl while Davis was on staff.

After leaving Wisconsin, Davis coached one season at Arizona (1987), Walla Walla Community College (1988) and Idaho (1989) before serving seven years as offensive line coach at Utah (1990-96). With the Utes, he worked for former Badger assistant coach Ron McBride.

Utah played in four bowl games while Davis was there, including a 1996 Copper Bowl appearance against the Badgers.


Many of his players earned all-WAC honors and his line was given much credit for helping Jamal Anderson and Chris Fuamatu-Ma'afala record large rushing totals at Utah.

Barry Alvarez hired Davis after the Copper Bowl matchup to work with tight ends at Wisconsin. His Badger TEs last fall (Dague Retzlaff and John Sigmund) combined for 14 catches and, as importantly, helped block for the NCAA's third-best rushing offense. Davis has been on coaching staffs of two Rose Bowl championship squads (1998 and 1999) since his return to Madison.

Davis is also credited with recruiting 1999 Big Ten Freshman of the Year Brooks Bollinger from Grand Forks, N.D.

Davis played professional football with both the Hamilton Tiger Cats (1981) and the Los Angeles Express (1983) of the Canadian and United States Football Leagues, respectively.

Tim and his wife, Janice, have a son (Nick) and a daughter (Mary Rose).



Davis notebook

Responsibility: Tight Ends

Bowl Games: 9

Big Ten Titles: 2


Year at Wisconsin: 8th

Alma Mater: Utah '82

Family: wife Janice; son Nick and daughter Mary Rose

Coaching Career:


Wisconsin, 1997-present & 1983-86; Utah, 1990-96; Idaho, 1989; Walla Walla Community College, 1988; Arizona, 1987.



Quarterbacks Coach

▶ Jeff Horton

Assistant Coach for Quarterbacks



Not too many coaches have made the instant impact that Jeff Horton did a year ago in his rookie season as quarterbacks coach for the Badgers.

Needing to replace graduated two-year starter Mike Samuel, Horton supervised the development of freshman Brooks Bollinger. From his opening start in front of more than 90,000 fans in historic Ohio Stadium to the Rose Bowl championship win over

Stanford, Horton was Bollinger's guiding influence. The 19-year-old Bollinger led Wisconsin to a perfect 8-0 record and an undisputed Big Ten championship. Bollinger was second in the league in pass efficiency.

Horton, the former head coach at both Nevada and UNLV, has a reputation for developing QBs. Chris Vargas, his signal-caller with the Wolf Pack, finished second nationally in total offense. Vargas' chief target was Bryan Reeves, who caught 93 passes in 1993. Jon Denton threw for more than 7,000 yards and broke 10 NCAA records in two seasons under Horton's guidance at UNLV.


Horton's head coaching experience included five years at UNLV (1994-98) and one season at Nevada (1993). Horton also worked six years as an assistant to Chris Ault at Nevada, prior to his promotion to head coach.

His 1994 Rebel squad played in the Las Vegas Bowl and Horton was named co-Big West Coach of the Year.

Horton got into college coaching at Minnesota (1984) where he was a graduate assistant for current Badger offensive line coach Jim Hueber.

An active member of the American Football Coaches Association, Horton has served on the public relations (twice) and ethics (once) committees.

His wife's name is Teri.



Horton notebook


Responsibility:
Quarterbacks
Bowl Games: 2
Big Ten Titles: 1
Year at Wisconsin: 2nd
Alma Mater: Nevada '81
Family: wife Teri
Coaching Career:
Wisconsin, 1999-present;
UNLV, 1994-98 & 1990-91;
Nevada, 1992-93 & 1985-89;
Minnesota, 1984



Offensive Line Coach & Run Game Coordinator

► Jim Hueber

Run Game Coordinator & Offensive Line



Sometimes a college football program gets known for producing star performers at a specific position. The case can be made that Wisconsin develops as many top-flight offensive linemen as any program in the nation.

Jim Hueber has coached Badger linemen for five seasons. He is the man responsible for helping build the reputation of Wisconsin's big and physical front wall.

Hueber's resume suggests he is one of the elite blocking coaches in the nation. Coach Barry Alvarez recognized that fact and promoted Hueber to running game coordinator for the Badgers prior to the '98 season.


Hueber, entering his ninth year at Wisconsin and his 17th in the Big Ten (eight at Minnesota) has worked with 10 offenses which ranked in the top 25 nationally in rushing. Six of the offenses he's coached led the Big Ten in rushing, including three of the last four at Wisconsin.

His 1999 offensive line helped UW rank third nationally in rushing and aided Ron Dayne's chase for the NCAA career rushing record. Three of Hueber's blockers (Chris McIntosh, Casey Rabach and Bill Ferrario) were named first-team all-Big Ten. McIntosh, who started all 50 games in his career for Hueber, was the league's 1999 offensive lineman of the year.

Many of his former pupils have distinguished themselves on the field. Hueber worked with an Outland Trophy finalist (Aaron Gibson in '98 and McIntosh in '99) in each of the last two seasons. Gibson, college football's largest player in 1998, was also a finalist for the Lombardi Award as a senior. Both Gibson and McIntosh were consensus first-team all-Americans. Twenty-two of Hueber's former players have made NFL rosters. Gibson and McIntosh were both first-round picks.


Hueber also coached running backs for three seasons (1992-94) at UW. He tutored Big Ten MVP Brent Moss and Terrell Fletcher in 1993 when that duo combined for 2,633 yards.

Jim and his wife, Nancy, have four children: Jeffrey, Jonathan, Joseph and Kristine.



Hueber notebook

Responsibility: Off. Line
Bowl Games: 8
Big Ten Titles: 3
Year at Wisconsin: 9th
Alma Mater: South
Dakota '71
Family: wife Nancy; sons
Jeffrey, Jonathan and Joseph
and daughter Kristine
Coaching Career:
Wisconsin, 1992-present;
Minnesota, 1984-91;
Memphis State, 1983; Temple,
1981-82; Wichita State, 1979-
80; Dodge City CC, 1975-78;
Cincinnati, 1974



Wide Receivers Coach

► Henry Mason

Assistant Coach for Wide Receivers



For five seasons, Henry Mason's receivers have been major contributors to the remarkable success of the Badger football program.

The Badgers, especially during the Ron Dayne era, certainly ran the ball more than they passed. During that stretch, however, Mason's Badger receivers have developed reputations for toughness and unselfish downfield blocking skills.

With the departure of Dayne and the return of QB Brooks Bollinger, Mason's receivers should have a breakout year in 2000. The leader among Mason's stable is senior Chris Chambers, a two-sport prep star from Ohio. Mason recruited Chambers to Wisconsin and now the split end needs just 25 receptions for 100 in his career. Only six other Badgers have reached that plateau.

Mason also tutored Tony Simmons and Donald Hayes, perhaps the finest duo in Wisconsin history. Simmons is still second on the UW's career yardage list and Hayes is fifth. Simmons now plays for the New England Patriots and Hayes is an emerging player for the Carolina Panthers.

Mason was hired at Wisconsin prior to the '95 season after helping Western Michigan lead the Mid-American Conference in passing three times in four seasons.

His lone head coaching position was an impressive rebuilding effort at Smith-Cotton (Mo.) High School from 1982-90. His 1988 team became the first in 13 years at the school to post a winning record. Mason served one year as an assistant coach at Baker University (1981) and two seasons at Lexington (Mo.) High School (1979-80).

Mason, who lettered in football and baseball at Central Missouri State, was drafted by the Baltimore Colts and played one season with the St. Louis Cardinals.

His wife's name is Debbie.



Mason notebook

Responsibility: Wide Receivers

Bowl Games: 4

Big Ten Titles: 2

Year at Wisconsin: 6th


Alma Mater: Central Missouri State '79

Family: wife Debbie

Coaching Career:

Wisconsin, 1995-present;
Western Michigan, 1991-94;
Smith-Cotton (Mo.) High School, 1982-90; Baker University, 1981; Lexington (Mo.) High School, 1979-80






► Wisconsin's defense in the 1990s ...

- included a unit in 1998 that ranked among the nation's top 10 in all four major categories. That club had the NCAA's No. 1 scoring defense.
- topped the Big Ten in scoring defense twice (1998 and 1999), total defense once (1999) and pass efficiency defense twice (1991 and 1999).
- featured the national sack leader, Tom Burke, in 1998 when the Badgers set a school record for tackles behind the line of scrimmage.
- produced first-team all-America defensive ends in Tom Burke (1998) and Tarek Saleh (1996).
- included the nation's top interceptor in Jamar Fletcher, who picked off seven passes as a freshman in 1998.
- had a finalist for the 1991 Jim Thorpe Award in Troy Vincent, now an NFL All-Pro with the Philadelphia Eagles.
- held foes to an average of less than 120 yards rushing per game in three of the last four seasons.

Wisconsin's NCAA defensive rank

Wisconsin has won 21 games the last two years and much of that credit goes to Kevin Cosgrove's defense. Here are the UW's national defensive rankings in '98 and '99.


1999		
Scoring defense	13.2 ppg	5th
Pass eff. defense	96.3 pts.	5th
Total defense	301.6 ypg	14th
Rushing defense	120.4 ypg	33rd
1998		
Scoring defense	10.2 ppg	1st
Rushing defense	92.2 ypg	4th
Total defense	292.6 ypg	5th
Pass eff. defense	105.5 pts.	7th



Tom Burke, the NCAA's sack leader in 1998

"We strive to be sound with our fundamentals but to play with emotion and fly around. We're looking for playmakers on defense. Our goal is to put players in a spot where they can make a difference. Stopping big plays and creating turnovers makes a great defense."

Kevin Cosgrove,
defensive coordinator




Tarek Saleh

Defensive Coordinator & Linebackers Coach

► Kevin Cosgrove

Defensive Coordinator & Linebackers



In the world of college sports, it's pretty rare to see the type of loyalty that Kevin Cosgrove has shown to Coach Barry Alvarez.

Cosgrove is the only remaining member of Alvarez' first coaching staff still at the UW. For 10 years, Alvarez has entrusted Cosgrove with developing Badger linebackers. For the last six seasons, Cosgrove also coordinated the Wisconsin defense. That's a defense which, in the last two

years, has built a resume that suggests it is one of the top units in college football.

Cosgrove's 1998 defensive team finished among the top 10 nationally in all four major categories. The Badgers led the nation in scoring defense, surrendering just 10.2 ppg and recording two shutouts.

The Badgers of 1999 followed up with another splendid season on defense. Wisconsin was fifth nationally in scoring defense and boasted the Big Ten's top defense for scoring, total yards and pass efficiency. UW was second in rushing defense.


Beyond his coordinating duties, Cosgrove works specifically with linebackers. In nine of his 10 years on staff, a Badger linebacker has topped the team in tackles. Cosgrove's top player at UW, Pete Monty, led the Big Ten in tackles in 1996 and currently plays for the New York Giants.

Monty, whom Cosgrove recruited, is the school's career tackle leader. Gary Casper (No. 2), Brendan Lynch (No. 8) and Donnel Thompson (No. 10) are other Cosgrove players in Wisconsin's career top 10 for stops.

Cosgrove has 18 years of coaching experience in the Big Ten having worked at Illinois from 1980-87 prior to UW. Between his stops in Champaign and Madison, Cosgrove was a defensive assistant at Colorado State (1989) and Southeast Missouri State (1988).

One of the midwest's top recruiters, Cosgrove brought Terrell Fletcher (Chargers), Aaron Gibson (Lions) and Jamar Fletcher (the nation's leading interceptor as a freshman) to the UW. At Illinois, Cosgrove recruited Jeff George (NFL's No. 1 draft pick), Moe Gardner (two-time all-American) and Darrick Brownlow (Big Ten defensive player of the year).

Kevin and his wife, Shelly, have two sons (Clint and Connor) and a daughter (Shannon).



Cosgrove notebook

Responsibility:
Defensive Coordinator and
Linebackers

Bowl Games: 9

Big Ten Titles: 4


Year at Wisconsin: 11th

Alma Mater: UW-

Oshkosh '79

Family: wife Shelly; sons
Clint and Connor and daugh-
ter Shannon


Coaching Career:
Wisconsin, 1990-present;
Colorado State, 1989;
Southeast Missouri State,
1988; Illinois, 1980-87



Secondary Coach

► Todd Bradford

Assistant Coach for Secondary



One of the two new members of the Wisconsin coaching staff is secondary boss Todd Bradford. The 36-year-old Bradford had worked three seasons (two as defensive coordinator) at Louisiana Tech.

Bradford's experience facing high-powered passing offenses was tested every day in practice at Tech. He had to coach against Tim Rattay, recognized as one of the top quarterbacks in the country in the late 1990s.

Louisiana Tech registered a 24-10 mark while Bradford was there, including an 8-3 record in 1999. Those Bulldogs defeated Alabama and were ranked in the AP top 25. Bradford's first season at Tech (1997) featured a 9-2 record, the most wins in school history. The defense he coordinated improved its yards allowed average by 65 per game from the prior season.

Prior to Tech, Bradford was an assistant coach at Eastern Michigan (1995-96), defensive coordinator at Lehigh (1994), assistant coach and recruiting coordinator at New Hampshire (1988-93) and assistant coach, recruiting coordinator and special teams coordinator at Southern Utah (1987).

At Eastern Michigan, Bradford helped the Eagles record their first winning record in nine years while setting 43 school records in the process. Lehigh went to the Patriot League championship game in his lone season there. He coordinated a defense that was the league's second best.

The '91 New Hampshire team won the Yankee Conference and qualified for the NCAA Division I-AA playoffs. The 1990 Wildcats were 10th nationally in total defense, fifth in rushing defense, 16th in scoring defense and intercepted a school-record 21 passes. In one year at Southern Utah, Bradford's secondary intercepted a school-record 18 throws.


Bradford attended Ricks Junior College (Rexburg, Idaho) and the '84 team played for the junior college national championship in the Valley of the Sun Bowl. The academic all-American completed his degrees in physical education and geology at Southern Utah in 1986.

Bradford and his wife, Sondra, have three daughters (Ashlee, Hailee and Whitnee) and one son (Kody).



Bradford notebook


Responsibility:
Secondary
Bowl Games: 0
Big Ten Titles: 0
Year at Wisconsin: 1st
Alma Mater: Southern Utah '86
Family: wife Sondra; son Kody and daughters Ashlee, Hailee and Whitnee
Coaching Career:
Wisconsin, 2000; Louisiana Tech, 1997-99; Eastern Michigan, 1995-96; Lehigh, 1994; New Hampshire, 1988-93; Southern Utah, 1987



Assistant Head Coach & Defensive Line Coach

► John Palermo

Assistant Head Coach & Defensive Line



Building strong defenses is nothing new to assistant head coach and defensive line boss John Palermo. During Notre Dame's rise to the top of the college football world in the late 1980s, Palermo and Badger head coach Barry Alvarez devised the Fighting Irish defensive game plan.

Palermo is starting his 10th year as an aide to Alvarez at Wisconsin, and the Badger defense has quietly risen to the top of the college

ranks during that time frame.

The 1998 defenders ranked first in scoring, fourth in rushing, fifth in total and seventh in pass efficiency defense. That defense was led by Tom Burke, the hard-charging defensive end tutored by Palermo. Burke led the nation and set a Big Ten record for quarterback sacks. Burke was Palermo's second all-America end at UW.


Palermo's first national honor recipient at Wisconsin was Tarek Saleh, who set many school sack and TFL marks and earned all-America praise in 1996. Palermo recruited Saleh as well.

As assistant head coach, Palermo had to step in for Alvarez at Minnesota last fall to serve as head coach. Alvarez was shelved after knee surgery and watched the game from his hospital room at the Mayo Clinic. Palermo led the Badgers to a 20-17 overtime victory and received a game ball.

Palermo's time at Wisconsin has been split between coaching outside linebackers (1991-94) and the defensive line (1995-present). Before his appointment with the Badgers, Palermo was head coach at Austin Peay State (1979 and 1990) and an assistant at Notre Dame (1988-89), Minnesota (1984-87), Appalachian State (1983) and Memphis State (1980-82).


His star player prior to Wisconsin was former college line-man of the year and Chicago Bear Chris Zorich. He was a consensus all-American at Notre Dame.

John, and his wife, Donna, have a son (Jason) and a daughter (Jessica).



Palermo notebook

Responsibility: Assistant Head Coach & Def. Line
Bowl Games: 10
Big Ten Titles: 3
Year at Wisconsin: 10th
Alma Mater: Florida State '74
Family: wife Donna; son Jason and daughter Jessica
Coaching Career: Wisconsin, 1991-present; Austin Peay State, 1990; Notre Dame, 1988-89; Minnesota, 1984-87; Appalachian State, 1983; Memphis State, 1980-82; Austin Peay State, 1979



Steve Sullivan
Football Office Secretary


Denny Froy
Football Office Secretary

Alan Pouch
Football Office Secretary

Special Teams and Outside Linebackers Coach

► Darrell Wilson

Special Teams & Outside Linebackers Coach



The state of New Jersey has produced a number of excellent student-athletes for the UW. Coach Barry Álvarez wanted to strengthen the Badger recruiting ties in the East, and the addition of Darrell Wilson to the coaching staff accomplishes that goal.

Wilson, previously an assistant coach at Rutgers, will serve the UW as outside linebackers coach and special teams coordinator.

Wilson, one of two new additions to the Badger staff this spring, coached running backs at Rutgers in 1999. The Pennsauken, N.J., native was an assistant at Rhode Island from 1996-98 prior to his Rutgers stint.


Wilson's reputation in the East was earned during a highly successful prep coaching career at Woodrow Wilson High School (Camden, N.J.) from 1988-95. His teams registered a 65-15 overall record (.815), won five conference championships and advanced to the NJSIAA South Jersey Group III title game four times.

Among his players at Wilson High School were former Badgers Duer Sharp and Ron Johnson, along with former Syracuse all-American Donovan Darius. Off the field, Wilson was named Camden's "Citizen of the Year" by the local Rotary Club chapter in 1992.

The former honorable mention Division I-AA all-American played collegiately at Connecticut (1976-80). Wilson was named to the Huskies' 100th anniversary all-time team in 1998. He earned all-ECAC and all-Yankee Conference accolades as a senior (1980) before playing one year with the New England Patriots. Wilson also played professionally for five seasons (1982-86) with the Toronto Argonauts of the Canadian Football League. He helped Toronto win the 1983 Grey Cup and played in the East-West All-Pro Game that season.

Wilson earned a B.A. degree in sociology from UConn (1981) and entered the coaching ranks at that school as a graduate assistant in '82.

Wilson and his wife, Monica, have three daughters: Brianna, Kayla and Kiana.




Wilson notebook

Responsibility: Outside Linebackers & Special Teams
Bowl Games: 0
Big Ten Titles: 0
Year at Wisconsin: 1st
Alma Mater: Connecticut '81


Family: wife Monica; daughters Brianna, Kayla and Kiana

Coaching Career: Wisconsin, 2000; Rutgers, 1999; Rhode Island, 1996-98; Woodrow Wilson High School (Camden, N.J.), 1988-95



Football Support Staff

Director of Athletics



► **John Chadima**
Director of Football
Operations


John Chadima returns to his former position as the Badgers' Director of Football Operations after three years as the department's Director of Facilities and Events.

One of the original members of Barry Alvarez' staff at the UW-Madison, Chadima is responsible for coordinating all off-the-field activities (budget, team travel, summer job program, supervising the managerial staff and scheduling) for the gridiron squad.

As facilities and events coordinator from 1997-99, Chadima was in charge of several facility improvements (replacement of turf in Camp Randall Stadium and the McClain Center plus the construction of the Goodman Softball Diamond) as well as event management. Chadima is currently on a five-person committee studying Stadium renovation plans.

Prior to his arrival at UW, he was a football manager at Iowa from 1983-87. Chadima was also a graduate assistant in administration for the Iowa Athletic Department from 1987-89.

The 1988 Iowa graduate earned a B.S. degree in athletic administration. A native of Cedar Rapids, Iowa, he is single.



► **Jason Eck**
Graduate Assistant for
Offense

Jason Eck, a reserve offensive lineman for the Badgers' 1998 Big Ten champions, begins his second season as an offensive graduate assistant at Wisconsin.

Eck was a three-year scout team center and a three-time scout team player of the week honoree during his career. Eck capped his career by earning academic all-Big Ten honors in '98. He studied psychology at the UW-Madison.

The four-year honor roll student at St. Pius X High School (Atlanta) was a National Merit Commended Scholar as a prep. He is the son of former University of Toledo head basketball coach Jay Eck.




► **Spence Nowinsky**
Graduate Assistant for
Defense

Spence Nowinsky, who spent the 1999 season working with academics for the Badger football team, begins his first season as a graduate assistant coach on defense. He will work primarily with the secondary.

Nowinsky coached in the state prep ranks for six years (1995-98) and was an assistant on Wittenberg-Birnamwood's Div. 4 state championship team in 1997.

The 1996 graduate of Minnesota State was a three-year letterman for the Mavericks. He has a B.S. in physical education.

Nowinsky attended D.C. Everest High School and was an all-state linebacker for the '89 state champs.




► **Brian Murphy**
Administrative
Assistant

Brian Murphy, a former graduate assistant for the Badgers, returns to UW-Madison as an administrative assistant. Murphy will assist in football recruiting efforts. He served as an assistant recruiting coordinator previously at UW before his two-year stint as a graduate assistant with the offensive line.

A native of Riverside, Ill., Murphy's college coaching experience includes stints at Illinois Benedictine College, UC-San Diego and Lehigh.

The four-year letterman at Lehigh was honorable mention all-Patriot League at DE. He has a degree from Lehigh in international relations (1992).



Sharon Betlach
Football Office Secretary



Sandy Freye
Football Office Secretary



Lisa Powell
Football Office Secretary

Director of Athletics

Pat Richter, the dean of Big Ten Directors of Athletics, is in his 11th year as the man in charge of one of the nation's most prosperous college athletic divisions.

The former Wisconsin all-star student-athlete and Madison business executive, not only rescued the Badger athletic department in the early 1990s, but also charted a plan for a prosperous future in the new millennium.

When Richter accepted then-Chancellor Donna Shalala's offer to run the division in 1989, he inherited a \$2.1 million debt, a downtrodden program on the field, subpar facilities and deteriorating fan support.


Richter made his first major move by hiring the nation's hottest coaching prospect, Barry Alvarez, to run the football program. In four years, Alvarez took the Badgers to the Rose Bowl, home attendance skyrocketed 81 percent and the red ink on the financial ledgers was gone.

As the department started to thrive, Richter reinvested in the program by building and improving facilities. Most notable among the construction projects were the magnificent Kohl Center, the Fetzer Academic Center, the Goodman Softball Diamond and the Dan McClimon Track / Soccer Complex.

Richter is also proud that the Badgers were Big Ten all-sports champs in 1998-99 and rank near the top of the league in total academic honorees during his tenure. He also approved a five-year financial plan at the end of '99, which charts a plan for fiscal responsibility into the next century.

Every program has flourished during his administration. Some of the highlights include ...

- the football team, which has three Big Ten championships, 70 wins, six bowls and five bowl wins to its credit.
- tourney play by the men's (four NAAs, three NITs) and women's (three NAAs, two WNITs) basketball teams. The men's team made an improbable run to the Final Four in April and the women's team won the WNIT.
- NCAA championships in hockey (1989-90), men's crew (1989-90) and men's soccer (1995).
- 38 Big Ten team championships, led by the men's track (eight), men's cross country (seven), women's cross country (six) and women's track (six) squads.
- the men's track (indoor and outdoor) and cross country teams won six of a possible six league titles in 1995-96 ... the



men's track and cross country programs once again won the league "triple crown" in the '99-00 season.

- Peter Tegen's women's track and cross country squads, which captured 12 Big Ten titles since 1990.

Richter's own college athletic prowess is well-documented. He earned all-America (1961-62) and academic all-America (1962) honors as a tight end on the football field.

In the first-ever college football game between the No. 1 and No. 2-ranked teams, Richter and his Badger teammates dropped a 42-37 decision to USC in one of the greatest Rose Bowls ever. He set a game-record with 11 receptions.

Richter led the Big Ten in receiving twice and topped the nation as a junior. As a senior, Richter won Wisconsin's prestigious 1963 Big Ten Medal of Honor.

Richter was recognized for his college gridiron exploits in 1997 with his induction into the National Football Foundation College Hall of Fame.

He also earned all-league honors in baseball at Wisconsin as a power-hitting first baseman, but the 6-foot-5 center received his scholarship at the UW for basketball.

Pat was a first-round draft pick of the Washington Redskins and played professionally from 1963-71. Richter earned his B.S. degree from the UW-Madison in landscape architecture (1964).

Upon retirement from the NFL, he returned to the UW-Madison to earn his law degree (1971). After working at a Madison law firm, he joined Oscar Mayer where he was V.P. of personnel.

Richter was honored with an NCAA Silver Anniversary Award for post-college achievements in 1988. He is a member of the Wisconsin State Athletic and Madison Sports Halls of Fame and the NFL Player Alumni Association. Pat was

enshrined into the UW Athletic Department and Rose Bowl Halls of Fame in '91 and '94, respectively. In 1995, he became the second Badger to gain induction into the GTE Academic All-America Hall of Fame. The Sales & Marketing Executives of Madison named Richter their "Executive of the Year" in 1997.

Pat and his wife, Renee, have four sons: Scott (wife Khaki and grandsons J.P. and Cole), Brad (wife Chrissy and grandson Max and granddaughter Samantha), Barry (wife Kim and grandson Blake) and Tim.

Richter notebook

EDUCATION

- B.S., University of Wisconsin, 1964
- J.D., University of Wisconsin, 1971

PROFESSIONAL CAREER

- University of Wisconsin, Director of Athletics, 1989-present
- Oscar Mayer Corporation, 1972-90
- Washington Redskins, 1963-71


HONORS

- Madison Sports Hall of Fame, 1976
- NCAA Silver Anniversary Award, 1988
- State Athletic Hall of Fame, 1988
- Athletic Department Hall of Fame, 1991
- Rose Bowl Hall of Fame, 1994
- Academic All-America Hall of Fame, 1996
- NFF College Football Hall of Fame, 1997
- Madison Executive of the Year, 1997

ADMINISTRATIVE COMMITTEES


- NCAA Hockey Committee
- Big Ten Compliance Committee

Management Team



► **Al Fish**
Administrative Officer / Sports Administrator

Al Fish, Administrative Officer for the department of athletics since 1989, oversees several internal units (facility development, event management, maintenance, technical services and the equipment room), the University Ridge Golf Course and the Badger football and crew squads. Fish also spent two years coordinating construction of the \$76.4 million Kohl Center and serving as its interim G.M. The 1973 graduate of Luther College is married to Susan Goodwin. They have three children: Cassie, Molly and Nick.




► **Jamie Pollard, CPA**
Chief Financial Officer

Jamie Pollard enters his third full season as the Athletic Department's Chief Financial Officer. Pollard, a former Associate Athletics Director at Maryland (1994-98), oversees the ticket office, personnel, summer camps as well as running the business office. Pollard served as Associate AD at St. Louis (1989-94) prior to coming to Madison. The UW-Oshkosh graduate ('87) was inducted into the UWO Athletic Hall of Fame in '99. Pollard was the 1987 Div. III national champ in the 5,000 meters. He and his wife, Ellen, have three children (Thomas, Annie and Maggie).




► **Cheryl Marra**
Sports Administrator

Cheryl Marra begins her 11th year as an Associate Athletics Director / Sports Administrator at Wisconsin in charge of the volleyball, basketball, swimming and golf teams. She is the Senior Women's Administrator and also oversees the strength and conditioning program and coordinates the sport booster clubs. Marra serves on the NCAA subcommittee for post-graduate scholarships. She has chaired the NCAA women's soccer committee and the NCAA committee on women's athletics. A 1977 graduate of Slippery Rock State, Marra received her M.A. from Ohio State in 1983. Cheryl and her husband, Jerry, have three children: Kelly, Kenny and Peter.



► **Vince Sweeney**
External Relations Director

Vince Sweeney is in his sixth year as an Associate A.D. in charge of external relations. He oversees marketing and promotions, sports information, spirit squads, special events and fundraising. Sweeney is the division's liaison with several external organizations. He serves on the Board of the National Association of Collegiate Marketers and Greater Madison Convention & Visitors Bureau. He is a contributor to *Collegiate Sports Marketing*. Sweeney was 1994 "Marketer of the Year" by the American Marketing Association (Madison chapter). Sweeney graduated from the UW in 1978 with a B.A. in journalism. He and his wife, Sharon, have two daughters (Kelsey and Keara).



► **Mike Moss**
Sports Administrator

Mike Moss starts his fifth year at the UW as an Associate Athletics Director / Sports Administrator. He oversees the hockey, track, cross country, softball and wrestling programs. Moss is also responsible for the academic affairs and sports medicine units and chairs the department's wellness program. Moss came to Wisconsin after serving as Director of Sports Operations for the Atlanta Olympic Games. He was chief administrator for six sports at the Games. Moss, a 1961 graduate of Ohio, received his M.A. from California State Hayward. He is also a retired lieutenant in the U.S. Naval Reserve. His wife's name is Betty Gordon.

UW athletic department mission statement

"The mission of the University of Wisconsin-Madison Division of Intercollegiate Athletics is to provide a high quality athletic experience to a wide range of students, recognizing and supporting each student-athlete's academic and personal growth objectives, and to manage the programs of the Division responsibly, honestly and effectively."

Department Heads




► **Jim Bakken**
Director of Community Relations

Jim Bakken enters his 11th year as a member of the Badger athletic department serving as Director of Community Relations. The former St. Louis University Director of Athletics (1984-88) has handled a number of external relations functions for the Badgers since his return to Madison. The former St. Louis Cardinals' kicker retired as the NFL's fourth-leading scorer. The four-time NFL All-Pro played on Wisconsin's 1960 Rose Bowl team. His wife's name is Hope.



► **Barry Fox**
Director of Facilities

Supervising the maintenance, repair and remodeling of more than one million square feet in the athletic department is Barry Fox, the sixth-year Director of Facilities. Fox supervises a staff that is responsible for all areas of facility operation for Camp Randall Stadium, the Kohl Center, McClain Center, Field House, McClimon Track & Soccer Complex, Goodman Diamond and the Johnson Hockey Facility. Fox was previously employed by the Department of Administration in its Division of Buildings and Grounds.




► **Tim Bald**
Director of Compliance

Director of Compliance Tim Bald starts his third year as the chief rules administrator for the division of athletics. Bald had served in a similar role at Iowa State (1994-97). Bald is a member of the National Association of Compliance Coordinators and has participated in several NCAA regional seminars. He also served Iowa State as football program coordinator from 1986-94, serving as an administrative assistant to the head coach. A 1980 graduate of Loras, he earned an M.S. from Western Illinois in 1985. Tim and his wife, Dana, have two sons: Samuel and Matthew.



► **Rich Franchak**
Associate Director, Badger Fund

Helping launch the newly established Badger Fund will be Rich Franchak, who will serve as an associate director of the program. The Badger Fund is a preferential seating program for Wisconsin sports. Franchak was formerly assistant athletic director and assistant business manager at Wisconsin. Prior to coming to Madison, he was assistant A.D. at Akron (1994-96) and assistant business manager at the Naval Academy (1990-94). He earned a B.A. degree in economics (1986) from Maryland-Baltimore County.



► **John Dettmann**
Dir. of Strength & Conditioning


The physical development of student-athletes at UW is the responsibility of ninth-year strength and conditioning coordinator John Dettmann. He oversees programs and facilities for all athletic teams. Prior to the UW, he worked at the Houston and Ft. Lauderdale (1988-89) YMCAs and at the Enron Corporation. He earned his B.S. degree in corporate fitness from UW-Oshkosh. Dettmann was an honorable mention all-American and Athlete of the Year at UW-Oshkosh. He was inducted into that institution's Athletic Hall of Fame in '93. His wife's name is Janet.



► **Terry Gawlik**
Sports Administrator

Terry Gawlik, a former head coach in several women's sports at three schools in Texas, starts her third season as a sports administrator. Gawlik supervises the soccer and tennis teams as well as coordinating tournaments and handling special projects. Prior to her promotion, Gawlik was an event coordinator at the UW from 1994-97. She also worked as an assistant director in the school's recreation department for three years. She has a B.S. degree from Southwestern University and an M.E. from Southwest Texas State. Her husband's name is Dan.

Department Staff




► **Dennis Helwig**
Head Athletic Trainer

Entering his 25th year at the UW is head athletic trainer Dennis Helwig. Besides supervising the Sports Medicine Program, he is beginning his 16th year as head football trainer. Helwig was also the Badger hockey trainer for 10 seasons, earning four NCAA championship rings, before becoming the division's head athletic trainer in 1984. He is president of the Wisconsin Athletic Trainers Association. A 1974 graduate of the UW, he was an assistant trainer with the Philadelphia Eagles (1975) before returning to Madison. Dennis and his wife, Jan, have a son, Chris.



► **Ann Larson**
Director of Facilities & Events

Ann Larson, the athletic department's Director of Facilities and Events, begins her third year at the UW. Larson oversees all operating functions for the athletic department's buildings and the accompanying events. Larson's prior experience came as executive director of Ogden Entertainment in Cedar Rapids, Iowa. She served as assistant executive director and marketing director at Ogden Entertainment prior to assuming executive director duties. Larson's academic career includes a B.A. (1978) and an M.A. (1979) from Wyoming. Her husband's name is Jeff.



► **Corbin Hunt**
Director of Ticket Operations

Corbin Hunt, formerly an assistant ticket manager at Virginia, starts his second year as Director of Ticket Operations at the UW. At Virginia, Hunt helped implement donor priority point systems for football and basketball ticketing. Before his appointment at Virginia, Hunt completed an athletic promotions and events internship at Miami of Florida. Hunt has his B.A. degree (1988) from Lynchburg (Va.) College and an M.S. (1990) from Miami, Fla. He and his wife, Sarah, have three daughters.




► **Steve Malchow**
Director of Sports Information

Steve Malchow begins his second decade as Director of Sports Information at UW. He oversees media relations efforts for the men's athletic program. Prior to his appointment at Wisconsin, he was an assistant in the Sports Information Office at Iowa. He and his staff publicized a Rose Bowl championship team, Heisman Trophy winner and Final Four men's basketball team during the '99-00 season. Steve was married in May to former Illinois Sports Information Director Barb Butler.



► **Duane Kleven**
Director of Special Events

Duane Kleven is in his 18th year as an administrator for the Badger Department of Athletics. Kleven is the Director of Special Events where he oversees a number of external projects including the Crazylegs Run and Butch's Bologna Bash. Kleven served Wisconsin as head wrestling coach for 13 seasons prior to his move to administration. His 1976 club finished fourth nationally, best in school history. The native of Stoughton, Wis., has B.A. and M.A. degrees from UW in physical education. His wife's name is Mona.



► **Will Mulvaney**
Director of Video Services

Will Mulvaney joins the Badger Department of Athletics as director of video services in July. Mulvaney comes to UW after serving in a similar capacity at Vanderbilt. He supervised the filming of all games and practices and managed weekly tape distribution for the Commodores. Prior to Vanderbilt, Mulvaney was a college professor for 20 years and a coach for 25 seasons. Mulvaney was a volunteer at Michigan during its 1997 national championship football season. Dr. Mulvaney holds several advanced degrees including a Ph.D. in business strategy. His wife's name is Gilda.

Mark Pennington
Klamm

Mark Pennington
Equipment

Jennifer Schell
Corporate Sponsorships

Mark Pennington
Event Management


Chris Van Hare
Licensing

Department Heads




► **Marija Neubauer**
Associate Director, Badger Fund

Marija Neubauer enters her first year as an associate director for the Badger Fund, a preferential seating policy for UW athletics. Neubauer had worked four years as a Director of Development for athletics at the UW-Madison Foundation. She served internships at both the Big Ten and in the UW Men's Sports Information Office previously. Marija was a four-time all-Big Ten and three-time academic all-league pick on the Badger women's tennis team. She was a tennis all-American in 1992.




► **Terry Schlatter**
Athletic Equipment Supervisor

Terry Schlatter is in his fourth year as the Athletic Equipment Supervisor for the Badgers. A past president of the Athletic Equipment Managers Association, Schlatter worked at Purdue in the same role for 12 years (1985-96). Schlatter was the '94 national Equipment Manager of the Year and has won district honors from the organization twice. Schlatter also works each year at the NFL scouting combine. The Purdue graduate was the Boilermakers' 1978 baseball MVP and was an all-league third baseman. He and his wife, Julie, have two daughters (Rachel and Renee).




► **Kenna O'Connor**
Director of Events

Kenna O'Connor enters her second full season as director of events for the Badger Athletic Department. In that role, she oversees all aspects of event management. Prior to assuming those duties, she was assistant operations manager at the Kohl Center, director of event services at the Monona Terrace Convention Center and assistant manager at the Dane County Expo Center. The 1984 graduate of Illinois is a member of the International Association of Assembly Managers and was certified by that organization in 1992.




► **Mike Unitan**
Dir. of Marketing & Promotions

Mike Unitan is in his fifth season as Director of Marketing and Promotions for the Badgers. Unitan manages a variety of activities, including ticket sales campaigns, corporate sponsorships, game promotions and advertising. The marketing department won two "Awards of Excellence" from *Athletics Management* in 1995. Unitan has been a marketing staff member at Wisconsin since 1991. Unitan graduated from UW in 1992 with a B.S. in economics. His wife's name is Amy.



► **Jim Roberts**
Technical Systems Director

Jim Roberts is in his 14th year working at the UW and his sixth as Director of Technical Systems. Roberts and his staff launched the department's website, which is one of the university's most popular sites. Roberts came to the UW from Tulsa, where he was the school's equipment manager and director of athletic dorms. A graduate of North Dakota State, Roberts served that school as equipment manager. Roberts was named Manager of the Year by the Athletic Equipment Managers Association in 1985. He is a past chairman of the certification committee for AEMA.



► **Alan Zussman**
Director of Academic Affairs

As Director of the Academic Affairs Office, Alan Zussman oversees a staff that provides academic support for all student-athletes. He has worked in the department since '76. Zussman oversaw a facility move for his office to the multi-million dollar Fetzer Academic Learning Center in 1997. A member of the National Association of Academic Advisors for Athletics, he served for three years as an officer and member of its executive board. Zussman earned his B.S. and M.S. degrees from the UW. He also provides color commentary on public television for Badger hoops.


Department Staff




Katie Ahrens
Compliance




Brian Bott
Strength & Conditioning



Jerry Darda
Academics




Justin Doherty
Sports Information




Tam Flarup
Sports Information



Dr. Ben Graf
Orthopedics




Scott Hettenbach
Strength & Conditioning




Mike Huffman
Facilities



Kevin Kluender
Marketing & Promotions



Julie Kluge
Sports Information




Dr. Greg Landry
Primary Care




Brian Lucas
Sports Information



Brian Luther
Event Management




Kip Marvin
Personnel



Chris McKinley
Facility Scheduling




Barb Pearson
Trainer



Mark Peeler
Equipment



Jennifer Scheller
Corporate Sponsorships



Ryan Sondrup
Event Management




Cindy Van Matre
Licensing

Head Coaches

Department Staff



Jane Albright
Women's Basketball



Barry Alvarez
Football




Kalekeni Banda
Men's Soccer



Dick Bennett
Men's Basketball




Mary Browning
Women's Crew



Chris Clark
Men's Crew




Barry Davis
Wrestling



Dean Duerst
Women's Soccer




Karen Gallagher
Softball




Eric Hansen
Men's & Women's
Swimming



Patti Henderson
Women's Tennis




Pat Klingelhoets
Men's Tennis




Ed Nuttycombe
Men's Track



Julie Sasner
Women's Hockey



Jeff Sauer
Men's Hockey




Jerry Schumacher
Men's Cross Country



Peter Tegen
Women's Cross Country
& Track



Dennis Tiziani
Men's & Women's Golf






Pete Waite
Volleyball




Maren Watson
Women's Lightweight
Crew

Players



All-Big Ten candidate
#5 Brooks Bollinger*

Quarterback, 6-2, 210, Sophomore
Grand Forks, ND (Central)



Another Coach's Kid

Brooks Bollinger grew up on the gridiron. Literally. The son of former North Dakota offensive coordinator Rob Bollinger was always hanging around the field as a youngster. Brooks became the first Badger freshman since Darrell Bevell (1992) to start at QB. Bevell led his upper-classmen teammates to a 5-5 mark that season, while Bollinger posted an 8-0 record as the starting QB in '99. Interestingly, Bevell's father is also a former football coach.

Bollinger's Honors

- 1999 Big Ten Freshman of the Year by coaches and media
- 1999 *The Sporting News* second-team freshman all-American
- 1999 Wisconsin Rookie of the Year

► **Notebook Items**

Drafted by the Los Angeles Dodgers in the 50th round of the 2000 Major League baseball draft ... has not played baseball since legion ball ... was named the 38th best athlete in North Dakota history by *Sports Illustrated* in their millennium issue last year ... given the state of North Dakota's "Roughrider Award" in 1999 ... it is given by the state Associated Press to a North Dakota native who goes onto success elsewhere.

► **Freshman (1999)**

Third Big Ten Freshman of the Year in UW history (joining Tony Lowery in 1987 and Ron Dayne in 1996) ... second-team freshman all-American (behind Virginia Tech's Michael Vick) by *The Sporting News* ... got first college start in front of 93,524 fans at Ohio State and led Badgers to a 42-17 comeback win over No. 12 Buckeyes ... Bollinger helped rally Wisconsin from a 17-point deficit (scored 42 straight points), the largest comeback triumph of the Alvarez era ... registered a perfect 8-0 record as the starting QB ... Darrell Bevell (1992) led UW to five victories as a rookie, the previous best mark ... among Bollinger's triumphs were road wins over nationally rated Ohio State, Minnesota and Purdue plus a neutral site victory over 22nd-ranked Stanford in the Rose Bowl ... team offensive P.O.W. against Ohio State and Iowa ... in conference games only, Bollinger led Big Ten in pass efficiency (152.9), completion percentage (.616) and TD-to-interception ratio (7:1) ... set career highs with 15 completions and 27 attempts at Ohio State ... top completion percentage was .900 (9-10) vs. Indiana, tied for third-best mark in Wisconsin history ... 212 yards passing at Minnesota were a season high and included an 81-yard TD throw to Nick Davis, the

third-longest pass in UW history ... came off bench vs. Michigan and led Badgers on an 80-yard drive in 1:57 to pull club within 21-16 ... scored on a 13-yard run against the fourth-ranked Wolverines ... helped loosen up Iowa's defense when the Hawkeyes were determined to keep Ron Dayne from becoming college football's top rusher ... Bollinger hit 9-12 passes (.750) for 144 yards and a career-best three scores against Hawkeyes ... with Iowa geared to slowing Dayne, Bollinger exploited that strategy for 113 yards rushing ... that was the first 100-yard rushing day by a Badger quarterback since Lionell Crawford vs. Ohio State in 1989 ... season pass efficiency rating of 142.55 would have been second-best in school history and eighth-best nationally if he had enough attempts ... two interceptions were tied for fewest among Big Ten QBs ... rushed 109 times for 454 yards and six TDs ... that rushing total is fifth-most for a Badger QB in a *career* ... ahead of him are Dale Hackbart (1,097), Lionell Crawford (784), Mike Samuel (761) and Jim Miller (553) ... season rushing total is third-most by a Badger freshman (Heisman Trophy winners Ron Dayne and Alan Ameche are the only UW freshmen to gain more rushing yardage).

► Redshirt (1998)

Redshirted ... scout team offensive player of the year ... won weekly scout team P.O.W. award three times (vs. San Diego State, Northwestern and Purdue) ... only offensive player to win three weekly scout team awards.

► High School

Gatorade's North Dakota player of the year as a senior at Central ... first-team all-state twice ... all-city QB four times ... all-midwest region honors from *PrepStar* ... captain and team MVP in '97 ... completed 308 of 571 passes (.539) for 4,209 yards in career ... accounted for 59 career TDs (40 passing, 19 rushing) ... threw for 1,375 yards and accounted for 23 TDs as a senior ... passed for 1,759 yards and 22 touchdowns as a junior when team was state runner-up ... started every game at QB beginning in ninth grade ... started at quarterback, point guard and shortstop as a prep ... team made state championship game in football, basketball and baseball during career ... honor roll student ... coach was Mike Berg.

► Personal

Born 11/15/79 ... sociology major ... parents are Rob and Lisa ... father is former offensive coordinator at North Dakota.

Career Statistics

Year	Passing			Rushing			Total Off.	
	C-A-I	Yds	TD	Att	Yds	TD	Plays	Yds
1999	82-140-2	1,133	8	109	454	6	249	1,587
Total	82-140-2	1,133	8	109	454	6	249	1,587

Game-by-game Statistics

1999	Passing			Rushing			Total Off.	
	C-A-I	Yds	TD	Att	Yds	TD	Plays	Yds
Murray State	3-7-0	37	1	3	10	0	10	47
Ball State	3-6-0	25	0	7	35	0	13	60
Cincinnati	0-1-1	0	0	0	0	0	1	0
Michigan	6-9-0	61	0	6	52	1	15	113
Ohio State	15-27-0	167	0	17	78	0	44	245
Minnesota	11-21-0	212	1	20	62	0	41	274
Indiana	9-10-0	162	1	5	36	1	15	198
Mich. State	6-11-0	59	0	10	7	1	21	66
N'western	6-11-1	89	1	9	39	1	20	128
Purdue	7-11-0	72	1	8	-5	0	19	67
Iowa	9-12-0	144	3	11	113	1	23	257
Stanford	7-14-0	105	0	12	9	1	26	114



Career Highs

Attempts: 27 vs. Ohio State, 1999
Completions: 15 vs. Ohio State, 1999
Percentage: .900 (9-10) vs. Indiana, 1999
Yards: 212 vs. Minnesota, 1999
TD passes: 3 vs. Iowa, 1999
Rushing attempts: 20 vs. Minnesota, 1999
Rushing yards: 113 vs. Iowa, 1999
TD runs: 1, on six occasions
Total offense: 274 vs. Minnesota, 1999
Plays: 44 vs. Ohio State, 1999

All-America candidate

#77 Wendell Bryant**

Right Tackle, 6-4, 293, Junior
St. Louis, MO (Ritenour)



St. Louis stars pace defense

During the last two seasons, the UW defense has been one of college football's top units. Much of that success can be attributed to a pair of St. Louis sophomores. Wendell Bryant, the club's top pass rusher, and Jamar Fletcher, the Big Ten's leading interceptor both seasons, have brought skill and a winning attitude to the UW defense. Defensive coordinator Kevin Cosgrove has long been one of college football's most-accomplished recruiters in St. Louis.

Bryant's Honors

- 2000 *Lindy's* preseason first-team all-American and nation's top-rated defensive tackle
- 2000 *Athlon's* preseason second-team all-American
- 2000 collegefootballnews.com preseason first-team all-American
- 1999 First-team all-Big Ten by coaches
- 1999 Second-team all-Big Ten by media
- 1999 Academic all-Big Ten
- 1998 *Sports Illustrated's* "All-Bowl" team

► Notebook Items

Has started 14 games in two years at Wisconsin ... key member of defenses which led the Big Ten in scoring in 1998 and 1999 ... versatile player, he can line up both inside and outside on the defensive line.

► Sophomore (1999)

One of just four players in the Big Ten to make first-team all-Big Ten (Bryant was chosen by coaches) and academic all-conference ... Bryant was the only sophomore to make that claim ... seniors Ahmed Plummer (Ohio State) and Rob Renes (Michigan) plus junior Drew Brees (Purdue) were the others ... made second-team all-Big Ten by media ... Bryant, teammate Jamar Fletcher and Purdue's Tim Stratton were lone sophomores to earn first-team all-league laurels ... started all 12 games as a sophomore and led Badgers with seven quarterback sacks ... nine tackles behind the line were tied for most on squad and top effort by a lineman ... an athletically gifted player, Bryant also knocked three passes down at the line (most of any defensive linemen) ... faced constant double teaming and still made 48 stops, most on the line ... Wisconsin's defensive P.O.W. after recording seven stops and a season-best three

quarterback sacks in win over Ball State ... dominating eight-tackle performance vs. Michigan, including two stops for losses of 15 yards and a tipped pass ... registered four stops, including two for losses, in Rose Bowl win over 22nd-ranked Stanford ... well-rounded game at No. 17 Purdue with two tackles, one for a loss, a quarterback pressure on Brees and a tipped pass ... also blocked a Travis Dorsch field goal attempt (38 yards) vs. the Boilermakers that kept game scoreless ... recovered a fumble against Iowa to stop Hawkeyes' final drive.

► Freshman (1998)

True freshman played in all 12 games and spent entire year in two-deep lineup after impressive fall camp ... started against Purdue and Indiana ... excelled in Rose Bowl with four tackles (two for losses) and two tipped passes at the line ... sacked UCLA all-America quarterback Cade McNown on Bruins' final play with 1:07 left to clinch Rose Bowl victory ... named to *Sports Illustrated's* "All-Bowl Team" after effort in Pasadena ... 24 tackles in rookie campaign, including quarterback sacks vs. Ohio, Northwestern and UCLA ... forced a fumble and tipped a pass at the line against the Wildcats.

► High School

USA Today second-team all-American at Ritenour ... first-team all-American by *PrepStar* ... *Super Prep* all-American and top 50 national prospect by Tom Lemming's *Prep Football Report* ... No. 4 defensive tackle prospect nationally by *PFR* ... all-Big 12 region honors by *PrepStar* and by Max Emfinger's scouting service ... first-team all-Suburban North team on offense and defense ... 125 total tackles in two years as starter ... 70 (56 percent) of his career stops were for negative yardage ... 17 career sacks, five fumbles forced, five fumbles recovered and seven passes broken up ... led team in sacks as a junior and senior ... coach was Rick Shelton.

► Personal

Born 9/12/80 ... history major ... mother's name is Karen Wells.

Career Statistics

Year	UT	AT	Tot.	TFL	Sacks	FC	FR	Int	PD
1998	14	10	24	4-18	3-13	1	0	0	3
1999	29	19	48	9-46	7-40	0	1	0	3
Total	43	29	72	13-64	10-53	1	1	0	6

Game-by-game Statistics

1998	UT	AT	Tot.	TFL	Sacks	FC	FR	Int	PD
San Diego St.	0	1	1	0-0	0-0	0	0	0	0
Ohio	2	1	3	1-4	1-4	0	0	0	0
UNLV	1	0	1	0-0	0-0	0	0	0	0
Northwestern	2	0	2	1-4	1-4	1	0	0	1
Indiana	2	1	3	0-0	0-0	0	0	0	0
Purdue	2	1	3	0-0	0-0	0	0	0	0
Illinois	1	2	3	0-0	0-0	0	0	0	0
Iowa	0	0	0	0-0	0-0	0	0	0	0
Minnesota	0	2	2	0-0	0-0	0	0	0	0
Michigan	1	1	2	0-0	0-0	0	0	0	0
Penn State	0	0	0	0-0	0-0	0	0	0	0
UCLA	3	1	4	2-10	1-5	0	0	0	2

1999	UT	AT	Tot.	TFL	Sacks	FC	FR	Int	PD
Murray State	2	1	3	0-0	0-0	0	0	0	0
Ball State	4	3	7	3-18	3-18	0	0	0	0
Cincinnati	2	3	5	0-0	0-0	0	0	0	0
Michigan	6	2	8	2-15	2-15	0	0	0	1
Ohio State	2	2	4	1-3	1-3	0	0	0	0
Minnesota	1	1	2	0-0	0-0	0	0	0	0
Indiana	1	1	2	0-0	0-0	0	0	0	0
Mich. State	0	2	2	0-0	0-0	0	0	0	0
Northwestern	3	2	5	0-0	0-0	0	0	0	0
Purdue	1	1	2	1-3	0-0	0	0	0	1
Iowa	3	1	4	0-0	0-0	0	1	0	0
Stanford	4	0	4	2-7	1-4	0	0	0	0



Career Highs

Tackles: 8 vs. Michigan, 1999
Tackles for loss: 3 vs. Ball State, 1999
TFL yardage: 18 vs. Ball State, 1999
Sacks: 3 vs. Ball State, 1999
Sack yardage: 18 vs. Ball State, 1999
Passes defensed: 2 vs. UCLA, 1999

All-Big Ten candidate

#88 Chris Chambers***

Split End, 6-1, 212, Senior
Bedford, OH (High School)



Used to play two sports

As a prep, Chris Chambers was a star basketball and football player at Bedford High School in Ohio. He made a number of all-America teams on the gridiron and earned third-team all-state honors on the basketball court after averaging 22 points, six assists and six steals per game. Chambers played both sports his true freshman year at Wisconsin, too. He had 50 receiving yards as a football player and earned a letter for Dick Bennett's basketball team as a defensive specialist. Chambers stopped playing basketball after that campaign to concentrate on his football career.

Chambers' Honors

- 2000 team captain
- 1999 Honorable mention all-Big Ten by media and coaches

► Notebook Items

Chosen a team captain by his teammates for the 2000 season ... third-best pro prospect in the nation according to Blesto ... has a chance to join Lee DeRamus (1991-93), David Charles (1976-78) and Pat Richter (1960-62) as only players in school history to lead UW in receiving three times ... has caught at least one pass in 22 of his last 23 appearances ... enters final season ranked 11th in career receiving yardage at UW (1,191), just 60 yards behind Tom McCauley ... needs 25 catches to become only seventh Badger to reach the century mark in career catches ... 11 career TD receptions are tied for sixth at UW, one behind Michael Jones ... played basketball for Dick Bennett's Badgers as a freshman ... a 4.3 time in the 40 during spring.

► Junior (1999)

Leading receiver (setting career bests with 41 receptions and 578 yards) on Big Ten championship squad, despite sitting out two contests with an injury ... at least one reception in each of his 10 appearances ... led UW in receptions eight times ... ranked seventh in Big Ten for catches per game (4.1) ... caught four passes in first half of the opener vs. Murray State before breaking a finger ... missed next two games but returned to action vs. No. 4 Michigan ... career-best nine receptions (93 yards) vs. Wolverines were most by a Badger since Donald Hayes had the same number vs. Penn State in 1996 ... after averaging just 9.9 yards per catch with no TDs his first three outings, Chambers improved those numbers to 17.8 yards per reception with four TDs in final seven contests ... registered five catches for 76 yards in Rose Bowl win over Stanford ... that included a diving 35 yarder in which Chambers was fully extended ... tied career best with two TD catches in regular sea-

son finale vs. Iowa when the Hawkeye defense was trying to stop tailback Ron Dayne from breaking the NCAA career rushing mark ... made a spectacular 40-yard catch at Minnesota with a defender trying to tackle him while the ball was in the air ... Badger offensive P.O.W. at Minnesota and at Northwestern (three catches for 61 yards and one TD).

► Sophomore (1998)

Club's top receiver (yards) in eight games ... registered 563 yards receiving, 17th-most in school history ... average per reception (20.1) was best in the Big Ten ... only player in the league to average better than 20 yards per catch ... seven TD catches were tied for fourth in UW history, two behind Al Toon's (1983) school record ... ratio of one TD catch for every four receptions was third-best nationally ... involved in Wisconsin's three longest plays from scrimmage ... an 80-yard TD catch to open the scoring at Michigan (then, tied for third-longest pass play in Badger history) ... had 60-yard scoring plays against San Diego State and Northwestern ... 20.1-yard average per catch would have ranked second at Wisconsin (Larry Mialik averaged 21.3 yards in 1970), but Chambers needed two more receptions to reach the minimum ... team offensive P.O.W. against UNLV when he had season highs of 81 yards receiving and two TDs ... caught at least one pass in 10 of 11 games.

► Freshman (1997)

Played in 10 games as a true freshman ... four of his grabs came in season finale vs. Georgia in Outback Bowl ... one catch vs. Syracuse (18 yards) and Indiana ... ran reverses for five yards vs. Illinois and 12 yards at Penn State ... five punt returns for two yards ... two-sport performer for Badgers (1997-98) ... played in seven games as a back-up guard for the basketball team.

► High School

Earned all-America honors from several publications at Bedford ... two-time first-team all-state ... 26 catches for 461 yards and eight TDs as a senior ... career total of 75 receptions, including 24 TDs ... standout punt returner, he took one back 96 yards for a touchdown ... third-team all-state in basketball with averages of 22 points, six assists and six steals per game as a senior ... football coach was Jim Hadakieovic.

► Personal

Born 8/12/78 ... sociology major ... mother's name is Linda.

Career Statistics

Year	Rec	Yards	Avg	TDs	Lg
1997	6	50	8.3	0	18
1998	28	563	20.1	7	80
1999	41	578	14.1	4	40
Total	75	1,191	15.9	11	80

Game-by-game Statistics

1997	Rec	Yards	Avg	TDs	Lg
Syracuse	1	18	18.0	0	18
Boise State	0	0	0.0	0	0
San Jose St.	0	0	0.0	0	0
San Diego St.	0	0	0.0	0	0
Indiana	1	-14	-14.0	0	-14
Northwestern	0	0	0.0	0	0
Illinois	0	0	0.0	0	0
Purdue	0	0	0.0	0	0
Minnesota	0	0	0.0	0	0
Iowa	0	0	0.0	0	0
Michigan	0	0	0.0	0	0
Penn State	0	0	0.0	0	0
Georgia	4	46	11.5	0	14

1998	Rec	Yards	Avg	TDs	Lg
San Diego St.	3	76	25.3	1	60
Ohio	2	40	20.0	0	21
UNLV	3	81	27.0	2	40
Northwestern	3	77	25.7	1	60
Indiana	4	45	11.3	1	18
Purdue	2	14	7.0	0	7
Illinois	2	28	14.0	0	16
Iowa	0	0	0.0	0	0
Minnesota	2	27	13.5	0	15
Michigan	1	80	80.0	1	80
Penn State	4	69	17.3	1	34
UCLA	2	26	13.0	0	15

1999	Rec	Yards	Avg	TDs	Lg
Murray State	4	34	8.5	0	13
Ball State	0	0	0.0	0	0
Cincinnati	0	0	0.0	0	0
Michigan	9	93	10.3	0	20
Ohio State	4	41	10.3	0	13
Minnesota	2	48	24.0	0	40
Indiana	3	61	20.3	1	30
Mich. State	5	44	8.8	0	11
Northwestern	3	61	20.3	1	29
Purdue	3	46	15.3	0	19
Iowa	7	73	24.3	2	33
Stanford	5	76	15.2	0	35

Career Highs

Receptions: 9 vs. Michigan, 1999



Yards: 93 vs. Michigan, 1999

TD receptions: 2 vs. UNLV, 1998 and vs. Iowa, 1999

All-Big Ten candidate

#22 Nick Davis**

Flanker, 5-10, 183, Junior
Manchester, MI (High School)



Barber shop talk

Nick Davis grew up in Manchester, Mich., where his high school football exploits were a constant conversation item around town. Much of the local talk originated at the barber shop in Manchester. Whenever Davis gets a headline in his local newspaper, the clipping goes on the wall at the barbershop. "I told Nick before the Purdue game (in 1999) that it was about time he created some more clips for the barber shop back home," said Coach Barry Alvarez. Davis followed those orders with a 91-yard kickoff return for a TD in the Badgers' win at Purdue.

Davis' Honors

- 2000 *Athlon's* preseason second-team all-American
- 1999 *The Sporting News* third-team all-American
- 1999 Semi-finalist for Mosi Tatupu Award
- 1998 *The Sporting News* freshman all-American

► Notebook Items

One of college football's most-electrifying players ... only player in Wisconsin history to gain at least 400 career yards receiving, 600 yards on punt returns and 700 yards on kickoff returns ... Davis accomplished that feat in just two years ... has led the Big Ten in both punt (as a freshman) and kickoff returns (as a sophomore) during his career ... ranks third in career punt return yardage (679) and tied for second in TDs (three) at Wisconsin ... kickoff return yardage (792) and TDs (two) are ninth and tied for first in UW career history ... has returned five kicks (three punts and two kickoffs) for scores in career ... needs 27 yards receiving to reach 500 in his career.

► Sophomore (1999)

Third-team all-America (as a returner) by *The Sporting News* ... semi-finalist for Mosi Tatupu Award, given to the nation's top special teams performer ... ranked 14th nationally (second in Big Ten) in punt returns (13.8) and 15th nationally (first in Big Ten) in kickoff returns (26.3) ... Davis and Minnesota's Tyrone Carter were only players in league to rank among top 10 in both punt and kickoff returns ... first Badger to score touchdowns three ways (reception, punt return and kickoff return) since Ira Matthews in 1978 ... Matthews had three punt returns, three runs and one reception for scores that year ... Badgers' leading receiver in the two games Chris Chambers missed with a broken finger ... Davis had season-high four catches for 91 yards vs. Ball State (also had 91 at Minnesota) and three grabs for 55 yards at Cincinnati during Chambers' absence ... an 81-yard TD reception against Minnesota was third-longest aerial play in school history ... earned Wisconsin offen-

sive and special teams P.O.W. honors vs. Ball State (91 yards receiving and 77-yard kickoff return for a TD) ... earned team P.O.W. accolades on special teams vs. Murray State (76-yard punt return for a touchdown) and Purdue (91-yard kickoff return for a TD broke a 7-7 tie) ... Big Ten special teams P.O.W. vs. Ball State ... Badgers' longest reception (81), punt return (76) and kickoff return (91) of the season ... recorded 13 plays of at least 20 yards, second-most on team ... tied for third on team in touchdowns (four) ... started eight games in '99, including last four ... second on Big Ten championship team in all-purpose yardage (1,025), an average of 85.4 yards per game.

► Freshman (1998)

Winner of school's inaugural offensive rookie of the year award ... led Big Ten and ranked third nationally in punt returns (15.3) ... that punt return average was second-best in school annals (Ira Matthews, who led the nation with a 16.9-yard average in 1978, has the Wisconsin record) ... freshman all-America kick returner by *The Sporting News* ... 427 yards on punt returns broke Thad McFadden's Badger record ... scored two TDs on punt returns (68 vs. Northwestern and 82 vs. Penn State) ... TD vs. PSU, the fifth-longest in school history, was chronicled in *Sports Illustrated's* "Breakdown" segment and opened scoring in the Badgers' Rose Bowl-clinching win over Penn State ... caught a 34-yard pass while on his back at Indiana to set up the winning score ... 126 all-purpose yards in the Rose Bowl vs. UCLA were a season best ... led team with three receptions for 57 yards in upset win against Bruins.

► High School

All-state pick at Manchester ... *Ann Arbor News* all-area choice three times ... career totals of 4,530 rushing yards (12.3 per carry), more than 6,000 all-purpose yards and 69 TDs ... rushed for 1,880 yards (9.9 average) and scored 28 touchdowns as a senior ... registered 435 all-purpose yards in a single game ... rushed for more than 1,000 yards three times in high school (1,880 as senior, 1,580 as junior and 1,056 as sophomore) ... greatest sports thrill was a 95-yard interception return for a TD to win a game ... state runner-up in 100 and 200 meters ... two-year football team captain ... three-time scholar-athlete ... coach was Wes Gall.

► Personal

Born 10/6/79 ... consumer science major ... father's name is Robert and mother's name is Cheryle.

Career Statistics

Year	Rec	Yards	Avg	TDs	Lg
1998	10	127	12.7	0	35
1999	19	346	18.2	1	81
Total	29	473	16.3	1	81

Year	PR	Yds	Avg	TD	Lg
1998	28	427	15.3	2	82
1999	20	252	12.6	1	76
Total	48	679	14.1	3	82

Year	KOR	Yds	Avg	TD	Lg
1998	17	383	22.5	0	63
1999	16	409	25.6	2	91
Total	33	792	24.0	2	91

Game-by-game Statistics

1998	Rec	Yds	TD	PR	Yds	TD	KOR	Yds	TD
San Diego St.	1	-2	0	0	0	0	3	40	0
Ohio	0	0	0	6	113	0	1	26	0
UNLV	2	22	0	3	25	0	2	81	0
Northwestern	1	1	0	4	90	1	0	0	0
Indiana	2	41	0	2	32	0	1	15	0
Purdue	0	0	0	1	8	0	0	0	0
Illinois	0	0	0	2	22	0	1	19	0
Iowa	0	0	0	4	33	0	1	50	0
Minnesota	1	8	0	2	18	0	2	36	0
Michigan	0	0	0	1	2	0	2	26	0
Penn State	0	0	0	2	81	1	1	24	0
UCLA	3	57	0	1	3	0	3	66	0

1999	Rec	Yds	TD	PR	Yds	TD	KOR	Yds	TD
Murray State	0	0	0	3	116	1	1	40	0
Ball State	4	91	0	2	33	0	2	96	1
Cincinnati	3	55	0	3	7	0	1	7	0
Michigan	2	25	0	3	27	0	1	19	0
Ohio State	3	29	0	1	17	0	0	0	0
Minnesota	3	91	1	2	5	0	5	56	0
Indiana	2	38	0	1	10	0	0	0	0
Mich. State	0	0	0	0	0	0	1	35	0
Northwestern	1	14	0	2	14	0	1	12	0
Purdue	0	0	0	0	0	0	1	91	1
Iowa	1	3	0	2	20	0	2	38	0
Stanford	0	0	0	1	3	0	1	15	0


Career Highs

Receptions: 4 vs. Ball State, 1999
 Yards receiving: 91 vs. Ball State, 1999 and vs. Minnesota, 1999
 TD receptions: 1 vs. Minnesota, 1999
 Long reception: 81 vs. Minnesota, 1999
 Punt return yardage: 116 vs. Murray State, 1999
 Long punt return: 82 vs. Penn State, 1998
 Kickoff return yardage: 96 vs. Ball State, 1999
 Long kickoff return: 91 vs. Purdue, 1999

All-Big Ten candidate

#8 Jason Doering***

Free Safety, 6-0, 200, Senior
Rhinelanders, WI (High School)



Diamond in the rough

Quite often, talent evaluators figure a player isn't big enough, strong enough or fast enough to compete. Quite often, talent evaluators are wrong. Former walk-on Jason Doering is one such example. Coming out of Rhinelanders HS, Doering did not have any scholarship offers for football and decided to attend UW-Madison as a "walk-on." His dedication and hard work paid off late in the 1997 season when he was thrown into a game vs. No. 1-ranked Michigan. Doering has been in the lineup ever since. He has been the secondary's leading tackler two years in a row.

Doering's Honors

- 2000 team captain
- 1999 Honorable mention all-Big Ten by coaches and media
- 1999 team captain
- 1998 Honorable mention all-Big Ten by coaches and media

► Notebook Items

Continued dramatic rise from non-scholarship walk-on to one of the Big Ten's most-respected defensive backs ... regarded as one of the Big Ten's hardest hitters ... has started 26 games ... recorded 241 career tackles ... needs 18 stops to move into the school's career top 25 ... Greg Thomas (359), Reggie Holt (344) and Scott Nelson (323) are the only defensive backs in Wisconsin history with more career stops ... has started on pass defenses which ranked seventh and fifth nationally the past two seasons ... one of the surest tacklers in the conference ... only 11 missed tackles in more than 700 plays during last two seasons ... elected a team captain for the 2000 season ... joins Chris McIntosh, Donnel Thompson, Pete Monty and Tony Lowery as the only two-year team captains during the Alvarez era.

► Junior (1999)

Recorded 111 tackles from free safety slot ... honorable mention all-league laurels for second straight year ... first UW defensive back since Reggie Holt in 1991 to reach century mark in tackles ... leader of a Badger secondary that ranked fifth nationally in pass efficiency defense ... Wisconsin allowed opponents to complete just over half (.503) of their passes ... one of four captains (only junior) on Big Ten championship squad ... only fourth former walk-on to be named captain during Alvarez' tenure ... ended year with double-figure tackle efforts in six of final eight outings ... season-best 17 tackles vs. Purdue's pass-dominated offense ... credited with nine stops in Rose Bowl vs. Stanford, tied (with Donnel Thompson) for team high ... made 90 tackles in the last eight outings (10.1 per game) after recording 21 stops in opening four games (5.2 per game) ... double

figure tackle games against Ohio State (11), Minnesota (13), Michigan State (10), Northwestern (14), Purdue (17) and Iowa (10) ... recorded a tackle for loss in win over Ball State and a forced fumble at Purdue.

► Sophomore (1998)

Honorable mention all-Big Ten ... called alignments in the backfield ... one of the reasons that Wisconsin improved from 10th in the Big Ten in pass efficiency (in 1997) to seventh nationally (1998) ... scored highest point total on former Coach Phil Elmassian's secondary rating sheet ... ranked fourth on squad and first in secondary with 94 tackles ... picked off three passes to help UW rank tied for seventh nationally in interceptions ... broke up six passes, tied for third-most on team ... that included four PBUs (equaling then UW single-game record) in victory over Purdue when Drew Brees attempted 83 passes ... Badger defensive P.O.W. against UNLV with five tackles (two for loss) and a fumble forced ... top tackle games came vs. Penn State (13), San Diego State (12), Northwestern (12) and Purdue (11) ... picked off passes against Northwestern, Indiana and Minnesota.

► Freshman (1997)

Played on special teams for opening 10 games and made one tackle ... came off the bench to record 13 tackles (eight solos) in 44 plays vs. national champion Michigan ... started regular-season finale at Penn State and was credited with a team-best nine stops (all solos) ... concluded season with 13 stops (nine solos) vs. Georgia in Outback Bowl ... 35 of his 36 tackles came in final three games (vs. No. 1 Michigan, No. 6 Penn State and No. 11 Georgia) ... recorded tackles for loss vs. Wolverines and Nittany Lions ... saw action in every game on special teams ... recovered a fumble on the last series vs. San Jose State.

Redshirt (1996)

Redshirted ... scout team P.O.W. vs. Minnesota.

High School

Three-sport letterman at Rhinelander ... first-team all-conference in basketball and football ... registered 76 tackles and four interceptions as a senior ... intercepted eight passes as a junior ... played in Wisconsin Shrine Game ... honor roll ... coach was Bill Makris.

Personal

Born 4/22/78 ... communication arts and history major ... father is Terry and mother is Alexandria.

Career Statistics

Year	UT	AT	Tot.	TFL	Sacks	FC	FR	Int	PD
1997	27	9	36	2-5	0-0	0	1	0	0
1998	71	23	94	2-4	1-3	2	0	3	6
1999	79	32	111	1-1	0-0	1	0	0	5
Total	177	64	241	5-10	1-3	3	1	3	11

Game-by-game Statistics

1997	UT	AT	Tot.	TFL	Sacks	FC	FR	Int	PD
Syracuse	1	0	1	0-0	0-0	0	0	0	0
Boise State	0	0	0	0-0	0-0	0	0	0	0
San Jose St.	0	0	0	0-0	0-0	0	1	0	0
San Diego St.	0	0	0	0-0	0-0	0	0	0	0
Indiana	0	0	0	0-0	0-0	0	0	0	0
Northwestern	0	0	0	0-0	0-0	0	0	0	0
Illinois	0	0	0	0-0	0-0	0	0	0	0
Purdue	0	0	0	0-0	0-0	0	0	0	0
Minnesota	0	0	0	0-0	0-0	0	0	0	0
Iowa	0	0	0	0-0	0-0	0	0	0	0
Michigan	8	5	13	1-2	0-0	0	0	0	0
Penn State	9	0	9	1-3	0-0	0	0	0	0
Georgia	9	4	13	0-0	0-0	0	0	0	0

1998	UT	AT	Tot.	TFL	Sacks	FC	FR	Int	PD
San Diego St.	9	3	12	0-0	0-0	0	0	0	0
Ohio	3	1	4	0-0	0-0	0	0	0	0
UNLV	3	2	5	2-4	1-3	1	0	0	0
Northwestern	5	7	12	0-0	0-0	0	0	1	0
Indiana	6	0	6	0-0	0-0	0	0	1	0
Purdue	7	4	11	0-0	0-0	1	0	0	4
Illinois	3	3	6	0-0	0-0	0	0	0	0
Iowa	5	3	8	0-0	0-0	0	0	0	0
Minnesota	4	2	6	0-0	0-0	0	0	1	1
Michigan	7	0	7	0-0	0-0	0	0	0	1
Penn State	12	1	13	0-0	0-0	0	0	0	0
UCLA	7	2	9	0-0	0-0	0	0	0	0

1999	UT	AT	Tot.	TFL	Sacks	FC	FR	Int	PD
Murray State	2	1	3	0-0	0-0	0	0	0	0
Ball State	3	2	5	1-1	0-0	0	0	0	0
Cincinnati	3	1	4	0-0	0-0	0	0	0	0
Michigan	6	3	9	0-0	0-0	0	0	0	0
Ohio State	9	2	11	0-0	0-0	0	0	0	0
Minnesota	11	2	13	0-0	0-0	0	0	0	0
Indiana	3	3	6	0-0	0-0	0	0	0	2
Mich. State	6	4	10	0-0	0-0	0	0	0	1
Northwestern	8	6	14	0-0	0-0	0	0	0	1
Purdue	12	5	17	0-0	0-0	1	0	0	1
Iowa	8	2	10	0-0	0-0	0	0	0	0
Stanford	8	1	9	0-0	0-0	0	0	0	0



Career Highs

Tackles: 17 vs. Purdue, 1999
Interceptions: 1 on three occasions
Passes defensed: 4 vs. Purdue, 1998

All-Big Ten candidate

#36 Mike Echols**

Cornerback, 5-10, 172, Junior
Youngstown, OH (Ursuline)



Echols' Honors

- 1999 Honorable mention all-Big Ten by coaches and media

► Notebook Items

Teams with Jamar Fletcher to form one of college football's top cornerback duos ... two-year starter (23 games) at boundary cornerback ... UW has ranked seventh (freshman) and fifth (sophomore) nationally in pass efficiency defense with Echols in starting lineup ... needs four passes broken up to move into the school's career top five ... fastest player on defense with a 4.3-second effort in the 40-yard dash ... an insulin-dependent diabetic.

► Sophomore (1999)

Led team with 12 passes defended, one off the school season record set by NFL All-Pro Troy Vincent (Eagles) ... one of four Badger defensive backs to receive all-league honors ... credited with a school-record six passes broken up in win at Purdue ... that bettered previous UW mark of four set on numerous occasions,

Role model

Pro golfer Michelle McGann, former Chicago Cubs third baseman Ron Santo, actress Mary Tyler Moore and Badger Mike Echols share something in common. They are insulin-dependent diabetics. Echols, who monitors his blood sugars daily, has embraced his "role model" status. "I think it's important to send the message that diabetics can compete in athletics successfully and live a reasonably normal life," says the Badgers' record-setting defensive back. Echols was the official starter for the American Diabetes Association Walk-a-Thon (Madison chapter) in September of 1999.

most recently by teammate Jamar Fletcher vs. UCLA in '99 Rose Bowl ... season-best six tackles against Boilermakers, too ... intercepted a pass in end zone at conclusion of first half to keep Northwestern off the scoreboard ... recorded passes broken up in consecutive games against Cincinnati, Michigan, Ohio State and Minnesota ... served as official starter for the Juvenile Diabetes Foundation walk-to-cure diabetes (Madison chapter) in September.

► Freshman (1998)

Season-long starter (12 games) as a redshirt freshman ... registered three interceptions (San Diego State, Purdue and Minnesota) ... other than teammate Jamar Fletcher (seven picks), Echols' interception total was the most by a freshman during Barry Alvarez' tenure ... registered nine tackles at Michigan, seven in the Rose Bowl vs. UCLA and six against Minnesota in last four games of season ... broke up six passes in final seven games ... recorded a sack and season-best two passes broken up against Minnesota ... helped Badgers improve from 10th in the Big Ten in pass defense to seventh nationally in first season as a starter.

► Redshirt (1997)

Redshirted ... named scout team defensive P.O.W. twice (San Diego State and Penn State).

► High School:

Third-team all-state at Ursuline ... all-Northeast Ohio choice as a senior ... team most valuable defensive player in 1996 ... twice named conference player of the week ... 10 interceptions in '96 ... led conference in punt returns (12.7) ... 25 career receptions for 558 yards ... basketball team won state title his freshman year ... coach was Richard Angle.

► Personal

Born 10/13/78 ... behavioral science and law major ... parents are Robert and Mary Ann.

Career Statistics

Year	UT	AT	Tot.	TFL	Sacks	FC	FR	Int	PD
1998	38	8	46	2-7	1-6	0	0	3	6
1999	25	6	31	0-0	0-0	0	0	1	12
Total	63	14	77	2-7	1-6	0	0	4	18

Game-by-game Statistics

1998	UT	AT	Tot.	TFL	Sacks	FC	FR	Int	PD
San Diego St.	0	0	0	0-0	0-0	0	0	1	0
Ohio	3	0	3	0-0	0-0	0	0	0	0
UNLV	2	0	2	0-0	0-0	0	0	0	0
Northwestern	5	0	5	0-0	0-0	0	0	0	0
Indiana	4	1	5	0-0	0-0	0	0	0	0
Purdue	2	1	3	0-0	0-0	0	0	1	1
Illinois	1	1	2	0-0	0-0	0	0	0	1
Iowa	2	1	3	0-0	0-0	0	0	0	0
Minnesota	6	0	6	1-6	1-6	0	0	1	2
Michigan	8	1	9	0-0	0-0	0	0	0	1
Penn State	1	0	1	0-0	0-0	0	0	0	0
UCLA	4	3	7	1-1	0-0	0	0	0	1

1999	UT	AT	Tot.	TFL	Sacks	FC	FR	Int	PD
Murray State	3	1	4	0-0	0-0	0	0	0	0
Ball State	0	0	0	0-0	0-0	0	0	0	0
Cincinnati	1	0	1	0-0	0-0	0	0	0	1
Michigan	4	1	5	0-0	0-0	0	0	0	1
Ohio State	1	1	2	0-0	0-0	0	0	0	1
Minnesota	0	0	0	0-0	0-0	0	0	0	1
Indiana	0	0	0	0-0	0-0	0	0	0	0
Mich. State	4	0	4	0-0	0-0	0	0	0	0
Northwestern	4	1	5	0-0	0-0	0	0	1	1
Purdue	4	2	6	0-0	0-0	0	0	0	6
Iowa	1	0	1	0-0	0-0	0	0	0	0
Stanford	3	0	3	0-0	0-0	0	0	0	1


Career Highs

Tackles: 9 vs. Michigan, 1998
Interceptions: 1 on four occasions
Passes defended: 6 vs. Purdue, 1999

All-Big Ten candidate

#96 John Favret***

Rush End, 6-4, 238, Senior
Cleveland Heights, OH (St. Ignatius)



Titles follow Favret

Some people are born winners. Whenever they're involved, good things happen. It seems like John Favret is one of those people, especially with his gridiron exploits. As a high school player at Cleveland's St. Ignatius High School, Favret and his teammates won four straight state championships. Most impressively, the school was two-time *USA Today* national high school champions as well. The team success for Favret has continued in college where his Badgers have registered a 29-8 record and won two Big Ten titles.

Favret's Honors

- 2000 team captain
- 1998 Honorable mention all-Big Ten by coaches and media
- 1997 *The Sporting News* freshman all-American
- 1997 Honorable mention all-Big Ten by coaches and media

► Notebook Items

Selected one of four team captains for senior season ... in his gridiron career, he's played on four state high school championship teams and two college conference titlists ... prep team won two *USA Today* national championships ... raised his total to 35 career starts at UW, including three bowl games ... streak of 28 consecutive starts ended vs. Michigan in 1999 ... one of the top big-play defenders in the Big Ten ... very tenacious player ... undersized for a rush end, his technique and intensity make him very effective ... an even 100 solo tackles in his career.

► Junior (1999)

Made 47 tackles despite battling leg injury much of season ... finished season with a flourish as health improved ... saw action in every game despite fighting through his physical ailment ... three of his six tackles for loss came in last two weeks of regular season ... a pair of TFLs among season-high eight stops at Purdue ... sacked Boilermaker QB Drew Brees once and was credited with "quarterback hurries" on four other plays ... two tackles for minus yardage in win over Indiana ... had at least five stops per game in five of final seven games ... caused a fumble on Iowa's last possession ... named Wisconsin defensive P.O.W. vs. Hawkeyes.

► Sophomore (1998)

Won Jay Seiler Award (with Chris Ghidorzi), a coaches' appreciation award for a defensive player ... honorable mention all-Big Ten ... sixth on team with 67 tackles ... 12 of those, a career high, were for losses ... tipped six

passes at the line, including three vs. UCLA all-American Cade McNown in Rose Bowl ... intercepted a pass, recorded two quarterback sacks and forced a fumble against UNLV ... nine tackles against Ohio's wish-bone attack and Indiana's multiple offense were his season bests ... forced a fumble against Hoosiers ... recorded at least one tackle for loss in nine games ... involved in four turnover plays (one interception, one fumble recovery and two fumbles forced) as Badgers led the nation with a school-record +22 turnover margin.

► Freshman (1997)

First-team freshman all-American by *The Sporting News* ... honorable mention all-conference ... started all 13 games and made 53 tackles ... only third freshman in school history (teammates Chris McIntosh and Bill Ferrario are the others) to start 13 games in rookie campaign ... only freshman listed among conference leaders in TFLs and sacks ... 10 tackles for loss were second-most by a rookie (Mike Thompson had 13 in 1991) in school history ... eight sacks were second-most on the team and best by a UW freshman during Alvarez era ... four of his sacks came in win over Boise State when he was named Big Ten P.O.W. ... recorded five tackles for minus yardage against the Broncos, tied for third-most in Wisconsin history (one shy of the all-time record) ... career-best 13 tackles vs. Boise State ... an interception on Northwestern's six-yard line set up a short scoring drive in Badgers' one-point victory ... also caused a fumble and recorded a sack vs. the Wildcats ... team's defensive P.O.W. against Boise State and Northwestern.

► Redshirt (1996)

Scout team defensive player of the year ... won weekly scout team award vs. UNLV ... redshirted.

► High School

USA Today honorable mention all-America pick at St. Ignatius ... school won two national and four state championships during his career ... registered 97 tackles and 13 sacks as a senior ... squad's most valuable defensive lineman ... defensive player of the year in seven-county region ... coach was Chuck Kyle.

► Personal

Born 3/23/78 ... history major ... parents are Jack and Barbara.

Career Statistics

Year	UT	AT	Tot.	TFL	Sacks	FC	FR	Int	PD
1997	31	22	53	10-44	8-37	2	1	1	2
1998	42	25	67	12-65	8-46	2	1	1	6
1999	27	20	47	6-33	3-25	1	0	0	1
Total	100	67	167	28-142	19-108	5	2	2	9

Game-by-game Statistics

1997	UT	AT	Tot.	TFL	Sacks	FC	FR	Int	PD
Syracuse	2	1	3	0-0	0-0	0	0	0	0
Boise State	9	4	13	5-12	4-12	0	0	0	0
San Jose St.	1	2	3	0-0	0-0	1	0	0	0
San Diego St.	2	1	3	1-9	1-9	0	0	0	1
Indiana	2	2	4	0-0	0-0	0	0	0	0
Northwestern	4	2	6	1-6	1-6	1	0	1	0
Illinois	3	3	6	0-0	0-0	0	0	0	0
Purdue	1	2	3	0-0	0-0	0	0	0	0
Minnesota	1	1	2	1-3	1-3	0	0	0	0
Iowa	3	2	5	1-7	1-7	0	0	0	1
Michigan	0	2	2	0-0	0-0	0	0	0	0
Penn State	0	0	0	0-0	0-0	0	0	0	0
Georgia	3	0	3	1-7	0-0	0	0	0	0

1998	UT	AT	Tot.	TFL	Sacks	FC	FR	Int	PD
San Diego St.	5	2	7	1-10	1-10	0	0	0	0
Ohio	5	4	9	1-2	0-0	0	0	0	0
UNLV	3	4	7	2-5	2-5	1	0	1	0
Northwestern	3	3	6	1-9	1-9	0	0	0	1
Indiana	6	3	9	1-5	1-5	1	0	0	0
Purdue	3	3	6	0-0	0-0	0	0	0	1
Illinois	1	1	2	0-0	0-0	0	0	0	1
Iowa	2	3	5	1-7	1-7	0	0	0	0
Minnesota	4	1	5	2-9	1-4	0	1	0	0
Michigan	5	1	6	1-6	1-6	0	0	0	0
Penn State	2	0	2	1-1	0-0	0	1	0	0
UCLA	2	0	2	0-0	0-0	0	0	0	3

1999	UT	AT	Tot.	TFL	Sacks	FC	FR	Int	PD
Murray State	1	1	2	0-0	0-0	0	0	0	0
Ball State	3	2	5	0-0	0-0	0	0	0	0
Cincinnati	2	0	2	0-0	0-0	0	0	0	0
Michigan	3	2	5	1-14	1-14	0	0	0	0
Ohio State	0	0	0	0-0	0-0	0	0	0	0
Minnesota	2	3	5	0-0	0-0	0	0	0	0
Indiana	3	2	5	2-7	0-0	0	0	0	0
Mich. State	3	2	5	0-0	0-0	0	0	0	0
Northwestern	1	3	4	0-0	0-0	0	0	0	0
Purdue	5	3	8	2-7	1-6	0	0	0	0
Iowa	3	2	5	1-5	1-5	1	0	0	0
Stanford	1	0	1	0-0	0-0	0	0	0	1

Career Highs

Tackles: 13 vs. Boise State, 1997
 Tackles for loss: 5 vs. Boise State, 1997
 Sacks: 4 vs. Boise State, 1997
 Passes defended: 3 vs. UCLA, 1999

All-Big Ten candidate
#60 Bill Ferrario***

**Guard, 6-3, 314, Senior
 Scranton, PA (West)**



pions ... helped pave the way for Ron Dayne's 2,034-yard season ... Wisconsin topped the league and finished third nationally in rushing (275.4 ypg).

► **Sophomore (1998)**

Started all 12 games as Badgers posted winningest season (11-1) in school history ... Wisconsin led the Big Ten in rushing (215.9 yards) ... UW had a 100-yard rusher in 10 of 12 games ... nominated for all-league honors.

► **Freshman (1997)**

A 13-game starter at LG as a redshirt freshman ... helped UW's ground attack average 189.1 yards per game, 25th nationally and third in Big Ten ... blocked for a 100-yard runner in 11 different games.

► **Redshirt (1996)**

Redshirted as a defensive lineman ... scout team P.O.W. against Ohio State.

► **High School**

All-city at West ... honorable mention all-league on both sides of the ball ... 110 tackles, 12 sacks and four fumbles recovered as a senior ... nine career fumble recoveries ... listed in *Who's Who Among High School Students* ... coach was Joe DeAntona.

► **Personal**

Born 9/22/78 ... history major ... parents are Bill and Sandra ... Ferrario's second cousin, Paul Costanzo, is Wisconsin's Director of Basketball Operations.

Ferrario's Honors

- 1999 First-team all-Big Ten by media & coaches

► **Notebook Items**

Has 37 consecutive starts ... never missed a start in career ... if Ferrario starts every game this fall (including a bowl), he will join Chris McIntosh as the only players in school history with 50 starting assignments ... blocked for three straight 1,000-yard seasons by Ron Dayne ... Badgers led Big Ten in rushing his last two years ... switched to offense (from DT) in '97.

► **Junior (1999)**

First consensus first-team all-Big Ten guard at UW since Joe Rudolph in 1994 ... joined Chris McIntosh and Casey Rabach as first-team all-league selections ... started all 12 contests for Big Ten and Rose Bowl cham-


Career Statistics

Year	GP	GS	Rush. YPG	Big 10 Rank	NCAA Rank
1997	13	13	189.1	4th	25th
1998	12	12	215.9	1st	20th
1999	12	12	275.4	1st	3rd
Total	37	37	225.8		

Jim Thorpe Award candidate

#2 Jamar Fletcher**

Cornerback, 5-10, 176, Junior
St. Louis, MO (Hazelwood East)



Fletcher's Honors

- 2000 *Lindy's* preseason national defensive player of the year and first-team all-American
- 2000 *Football News* preseason first-team all-American
- 2000 *Athlon's* preseason first-team all-American
- 2000 collegefootballnews.com preseason first-team all-American
- 2000 *Playboy* preseason all-American
- 1999 *The Sporting News* first-team all-American
- 1999 *Football News* first-team all-American
- 1999 collegefootball.com first-team all-American
- 1999 Walter Camp second-team all-American
- 1999 CBS Sportsline second-team all-American
- 1999 First-team all-Big Ten by coaches & media
- 1998 *The Sporting News* freshman all-American
- 1998 *Football News* freshman all-American
- 1998 First-team all-Big Ten by media
- 1998 Second-team all-Big Ten by coaches

► Notebook Items

Broke Big Ten record for career interception returns for TD (he has five) in just 20 college games ... two-time Big Ten interception leader ... always draws opponents' top receiver ... in two years as a collegian, he already ranks tied for third in UW history for interceptions (14) and tied for fourth in passes defended (22) ... 280 interception return yards are second in UW annals and eighth in Big Ten history ... needs four tackles to reach the century mark in his career ... enters junior season needing four picks to equal the school career record.

► Sophomore (1999)

A first-team all-American by *The Sporting News*, *Football News* and collegefootball.com ... Walter Camp and CBS Sportsline second-team all-American ... led Big Ten in interceptions for second season in a row and ranked tied for sixth nationally (0.64 per game) ... in a sportingnews.com poll of nearly 75,000 fans, Fletcher finished second in voting for national defensive player of the year (to Virginia Tech's Corey Moore) ... only sophomore to make consensus first-team all-Big Ten ... best player on a Wisconsin pass defense that ranked fifth nationally (96.3) ... finalist for ABC-TV "Obscurity

Fletcher likes end zone

As a prep senior, Jamar Fletcher was an option QB. The speedy, elusive Fletcher once accounted for five TDs in a game to key a playoff victory. Fletcher has maintained his love of the end zone as a collegian, setting a Big Ten record with five career interception returns for TDs. After intercepting Drew Brees at Purdue and returning it for a TD, Barry Alvarez noted in the post-game interview room that Fletcher liked the end zone. "We probably ought to take a look at him on offense because he has the knack of getting in the end zone," said Alvarez.

Award," which goes to a star player that hasn't received his due ... 135 interception return yards were fifth-best nationally and his two returns for TDs were tied for first in the league ... an impressive five picks during a three-week stretch against Michigan State, Northwestern and Purdue ... returned two picks for TDs in '99 ... one was a 93-yard sideline-to-sideline return at Northwestern, the third-longest in school history ... the other was vs. Heisman Trophy candidate Drew Brees in the fourth quarter, which clinched a victory ... held Plaxico Burress (Michigan State), the Big Ten's top receiver, to five catches for 53 yards in UW's upset of the 11th-ranked Spartans ... single covered Burress all game and intercepted two passes to key win ... played his best game as a Badger vs. Northwestern with nine tackles (six solos), one for a loss, three passes defended and the 93-yard interception return ... scored 47 points vs. Wildcats on Coach Phil Elmassian's defensive points system, the second-highest figure in Elmassian's 25-year career ... only Badger to earn team defensive P.O.W. honors four times (Cincinnati, Minnesota, Michigan State and Purdue) ... Big Ten defensive P.O.W. after win at Purdue ... Badger special teams P.O.W. vs. Northwestern.

► Freshman (1998)

Led the nation in interceptions (.67 per game) in first year as collegian ... first Badger since Ira Matthews in 1976 to lead the NCAA in a category (Matthews paced the nation in punt returns) ... made *Football News* and *The Sporting News* freshmen all-America teams ... returned three picks for TDs to set a Big Ten season record ... touchdown against Purdue broke a 17-17 third quarter tie ... returned an interception 46 yards vs. UCLA in the fourth quarter to build a 38-28 Badger lead ... first-team all-Big Ten by media and second-team according to coaches ... first Badger freshman since Ron Dayne (1996) to earn first-team all-league honors ... named club's defensive rookie of the year ... helped UW pass defense improve from 10th in the Big Ten in 1997 (he redshirted) to seventh in the NCAA in 1998 ... Fletcher's seven interceptions were the most by a freshman in school history ... stopped a San Diego State drive with a diving interception in the end

Fletcher's five returns for TDs

- **Purdue's Drew Brees (1998):** scored game-winning points on a 52-yard return in a 31-24 victory. Brees threw an NCAA-record 83 passes in the contest.
- **Illinois' Kurt Kittner (1998):** 22-yard TD was his second in as many weeks.
- **UCLA's Cade McNown (1999):** picked off fourth quarter toss and the TD extended UW's Rose Bowl lead to 38-28.
- **Northwestern's Zac Kustok (1999):** third-longest return in school history (93 yards) stopped a Wildcat drive deep in UW territory and extended the lead.
- **Purdue's Drew Brees (1999):** registered two interceptions in the game but his fourth quarter 34 yarder for a TD built the lead to 28-14.

zone ... injured his ankle early in that game but continued to play until halftime ... missed Ohio and UNLV games with ankle woe ... intercepted passes in consecutive weeks vs. Indiana, Purdue and Illinois (with a fumble recovery, too) ... picked off a pass in the end zone at Michigan to keep Wolverines off the scoreboard on a deep penetration ... broke up 12 passes, tied for second-most in Wisconsin history ... defended four passes in the Rose Bowl vs. Bruins' Cade McNown.

Barry Alvarez on Jamar Fletcher

"First of all, he has physical tools ... quickness and anticipation. The fact that he was a quarterback in high school really helps him understand what the QB is seeing. He has a better understanding of the game, which allows him to anticipate better than most. Fletcher is always going to be playing man-to-man with the opponents' best receiver. He always answers that call. A good secondary player must have good confidence. Fletcher seems to contest every throw, and that's confidence. He has superb hands. I've toyed with the idea of putting him on offense. Once he has the ball in his hands, he has a great feel for his blockers and can get the ball up field."

► Redshirt (1997)

Redshirted ... won scout team offensive P.O.W. honors vs. Syracuse by impersonating Orangeman quarterback Donovan McNabb in practice.

► High School

All-America defensive back at Hazelwood East ... three-year captain and team MVP as a senior ... as a quarterback, he passed for 1,528 yards and 15 TDs as a senior ... 13 touchdowns rushing and five scores on kick returns his senior year ... averaged 25 yards on kickoff returns and 30 yards on punt returns his final season ... 12 career interceptions, including seven his senior campaign ... 26 career rushing TDs ... also scored on punt (six times), kickoff (twice) and fumble returns (once) in career ... accounted for five touchdowns in one game ... same high school as former Badger and current San Diego Charger Terrell Fletcher ... coached by Rick Gorzynski.

► Personal

Born 8/28/79 ... behavioral science and law major ... parents are Charles and Barbara.

Career Statistics

Year	UT	AT	Tot.	TFL	Sacks	FC	FR	Int	PD
1998	37	5	42	1-2	0-0	0	1	7	12
1999	40	14	54	3-9	0-0	0	0	7	10
Total	77	19	96	4-11	0-0	0	1	14	22

Game-by-game Statistics

1998	UT	AT	Tot.	TFL	Sacks	FC	FR	Int	PD
San Diego St.	2	1	3	0-0	0-0	0	0	1	0
Ohio	0	0	0	0-0	0-0	0	0	0	0
UNLV	0	0	0	0-0	0-0	0	0	0	0
Northwestern	4	0	4	1-2	0-0	0	0	0	1
Indiana	2	0	2	0-0	0-0	0	0	1	1
Purdue	3	0	3	0-0	0-0	0	0	1	1
Illinois	4	1	5	0-0	0-0	0	1	1	1
Iowa	5	1	6	0-0	0-0	0	0	0	0
Minnesota	4	0	4	0-0	0-0	0	0	1	2
Michigan	7	0	7	0-0	0-0	0	0	1	0
Penn State	4	0	4	0-0	0-0	0	0	0	2
UCLA	2	2	4	0-0	0-0	0	0	1	4

1999	UT	AT	Tot.	TFL	Sacks	FC	FR	Int	PD
Murray State	2	0	2	0-0	0-0	0	0	0	1
Ball State	2	2	4	1-2	0-0	0	0	0	1
Cincinnati	3	1	4	0-0	0-0	0	0	1	1
Michigan	4	1	5	0-0	0-0	0	0	0	1
Ohio State	3	0	3	0-0	0-0	0	0	0	0
Minnesota	2	2	4	1-5	0-0	0	0	1	0
Indiana	2	2	4	0-0	0-0	0	0	0	1
Mich. State	2	1	3	0-0	0-0	0	0	2	1
Northwestern	6	3	9	1-2	0-0	0	0	1	3
Purdue	5	1	6	0-0	0-0	0	0	2	1
Iowa	3	0	3	0-0	0-0	0	0	0	0
Stanford	6	1	7	0-0	0-0	0	0	0	0

Career Highs

Tackles: 9 vs. Northwestern, 1999

Interceptions: 2 vs. Michigan State, 1999 and Purdue, 1999

Passes defended: 4 vs. UCLA, 1999

Long interception return: 93 vs. Northwestern, 1999

Big Ten Conference career records

INTERCEPTIONS

1.	Al Brosky, Illinois, 1950-52	30
2.	Tom Curtis, Michigan, 1967-69	25
3.	Mike Sensibaugh, Ohio State, 1968-70	22
4.	Fred Bruney, Ohio State, 1950-52	19
	Mike Gow, Illinois, 1972-74	19
	Tim Wilbur, Indiana, 1979-80, 82	19
7.	Nile Kinnick, Iowa, 1937-39	18
	Neovia Greyer, Wisconsin, 1969-71	18
	Devon Mitchell, Iowa, 1982-85	18
	Todd Krumm, Michigan State, 1985-87	18
	Jeff Messenger, Wisconsin, 1991-94	18
	Charles Woodson, Michigan, 1995-97	18
--	Jamar Fletcher, Wisconsin, 1998-present	14

INTERCEPTIONS RETURNED FOR TOUCHDOWNS

1.	Jamar Fletcher, Wisconsin, 1998-present	5
2.	Tim Wilbur, Indiana, 1979-80, 82	4
3.	Bob Radcliffe, Wisconsin, 1949-50	3
	Mike Gow, Illinois, 1972-74	3
	Rod Woodson, Purdue, 1983-86	3
	Cyril Weems, Wisconsin, 1993-96	3

INTERCEPTION RETURN YARDS

1.	Tom Curtis, Michigan, 1967-69	431
2.	Tim Wilbur, Indiana, 1979-80, 82	360
3.	Al Brosky, Illinois, 1950-52	356
4.	Tom Worthington, Northwestern, 1946-49	319
5.	Neovia Greyer, Wisconsin, 1969-71	285
6.	Mike Gow, Illinois, 1972-74	284
7.	Sean Lumpkin, Minnesota, 1986-88	283
8.	Jamar Fletcher, Wisconsin, 1998-present	280
9.	Rod Woodson, Purdue, 1983-86	276
10.	Craig Swoope, Illinois, 1982-85	272

Wisconsin career records

INTERCEPTIONS

1.	Neovia Greyer, 1969-71	18
	Jeff Messenger, 1991-94	18
3.	Scott Nelson, 1990-93	14
	Jamar Fletcher, Wisconsin, 1998-present	14
5.	David Greenwood, 1979-82	10

INTERCEPTIONS RETURNED FOR TOUCHDOWNS

1.	Jamar Fletcher, Wisconsin, 1998-present	5
2.	Bob Radcliffe, 1949-50	3
	Cyril Weems, Wisconsin, 1993-96	3



INTERCEPTION RETURN YARDS

1.	Neovia Greyer, 1969-71	285
2.	Jamar Fletcher, 1998-present	280
3.	Scott Nelson, 1990-93	261
4.	Ed Withers, 1949-51	200
5.	David Greenwood, 1979-82	178

All-Big Ten candidate

#19 Roger Knight***

Outside Linebacker, 6-2, 234, Senior
Queens Village, NY (Brooklyn Tech)



Knight's Honors

- 1998 Academic all-Big Ten

► Notebooks Items

Most athletic linebacker on club ... has played both inside and outside during career ... 11 career starting assignments ... needs only 16 tackles to reach 100 for his career.

► Junior (1999)

Split time between inside and outside linebacker ... slated to serve as back-up linebacker on the inside, but injuries to Dan Lisowski and Bryson Thompson forced Knight to move outside ... played in all 12 games ... eight starts (two at ILB and six at OLB), including the last five outings ... credited with a career-best 63 tackles ... recorded first career double-figure tackle game at Northwestern (10) ... one stop behind the line and a

Finally found a home

Senior Roger Knight has been one of Wisconsin's most valuable defensive players during his career, especially because of his versatility. Knight, a highly athletic linebacker, has played both inside and outside during his career. When injuries wiped out the Badger OLB corps last season, Knight took over the spot and excelled during a 63-tackle season. With the graduation of Donnel Thompson and Chris Ghidorzi, some expected Knight to move back inside. The Badger staff, however, shifted former OLB and Bryson Thompson back inside and left Knight to handle the outside spot as a senior.

forced fumble against the Wildcats ... registered nine tackles against both Cincinnati (two for losses) and Purdue ... credited with seven tackles in Rose Bowl against Stanford and six stops vs. Michigan State ... limited Spartan Chris Baker, one of the Big Ten's top TEs, to just two catches for 15 yards ... seven tackles for loss were tied for third on squad ... first career pick (returned 11 yards) against Ball State ... sacked Indiana's QB Antwaan Randle El in Badger victory.

► Sophomore (1998)

Academic all-league laurels ... began season as a starter at linebacker (first two games) before an ankle injury shelved him ... missed two games then tried to play at Indiana where he reinjured his ankle ... started at Michigan when Chris Ghidorzi pulled his hamstring ... made three tackles vs. Wolverines before breaking his arm ... season total of nine stops in six games ... five of those stops came in the season opener at San Diego State.

► Freshman (1997)

Participated on special teams as a true freshman ... one of five Badgers in his recruiting class to see action in first year on campus ... registered 12 tackles in 12 games ... three solos against San Jose State and Indiana ... recorded a quarterback sack in win over Indiana.

► High School

First-team all-state as a senior at Brooklyn Tech ... two-time all-Brooklyn honoree ... captain and MVP as a senior ... 211 career tackles set a school record ... 108 stops and an interception in senior season ... 19 receptions for 327 yards and six TDs as a tight end his final two seasons ... four-year honor roll ... coached by Jim DiBenedetto.

► Personal

Born 10/11/78 ... mechanical engineering major ... parents are Herbert and Barbara.

Career Statistics

Year	UT	AT	Tot.	TFL	Sacks	FC	FR	Int	PD
1997	7	5	12	1-3	1-3	0	0	0	0
1998	3	6	9	0-0	0-0	0	0	0	0
1999	40	23	63	7-21	1-8	1	0	1	3
Total	50	34	84	8-24	2-11	1	0	1	3

Game-by-game Statistics

1997	UT	AT	Tot.	TFL	Sacks	FC	FR	Int	PD
Syracuse	0	0	0	0-0	0-0	0	0	0	0
Boise State	0	1	1	0-0	0-0	0	0	0	0
San Jose St.	3	0	3	0-0	0-0	0	0	0	0
San Diego St.	0	1	1	0-0	0-0	0	0	0	0
Indiana	3	0	3	1-3	1-3	0	0	0	0
Northwestern	0	0	0	0-0	0-0	0	0	0	0
Illinois	0	0	0	0-0	0-0	0	0	0	0
Purdue	0	0	0	0-0	0-0	0	0	0	0
Minnesota	0	1	0	0-0	0-0	0	0	0	0
Iowa	0	0	0	0-0	0-0	0	0	0	0
Michigan	0	1	1	0-0	0-0	0	0	0	0
Penn State	0	0	0	0-0	0-0	0	0	0	0
Georgia	1	1	2	0-0	0-0	0	0	0	0

1998	UT	AT	Tot.	TFL	Sacks	FC	FR	Int	PD
San Diego St.	2	3	5	0-0	0-0	0	0	0	0
Ohio	0	1	1	0-0	0-0	0	0	0	0
UNLV	0	0	0	0-0	0-0	0	0	0	0
Northwestern	0	0	0	0-0	0-0	0	0	0	0
Indiana	0	0	0	0-0	0-0	0	0	0	0
Purdue	0	0	0	0-0	0-0	0	0	0	0
Illinois	0	0	0	0-0	0-0	0	0	0	0
Iowa	0	0	0	0-0	0-0	0	0	0	0
Minnesota	0	0	0	0-0	0-0	0	0	0	0
Michigan	1	2	3	0-0	0-0	0	0	0	0
Penn State	0	0	0	0-0	0-0	0	0	0	0
UCLA	0	0	0	0-0	0-0	0	0	0	0

1999	UT	AT	Tot.	TFL	Sacks	FC	FR	Int	PD
Murray State	1	4	5	0-0	0-0	0	0	0	1
Ball State	5	0	5	1-2	0-0	0	0	1	0
Cincinnati	8	1	9	2-4	0-0	0	0	0	0
Michigan	0	0	0	0-0	0-0	0	0	0	0
Ohio State	1	0	1	0-0	0-0	0	0	0	0
Minnesota	1	3	4	1-2	0-0	0	0	0	0
Indiana	4	0	4	1-8	1-8	0	0	0	0
Mich. State	2	4	6	0-0	0-0	0	0	0	0
Northwestern	7	3	10	1-4	0-0	1	0	0	0
Purdue	4	5	9	0-0	0-0	0	0	0	0
Iowa	2	0	2	0-0	0-0	0	0	0	0
Stanford	3	4	7	0-0	0-0	0	0	0	2


Career Highs

Tackles: 10 vs. Northwestern, 1999
 Tackles for loss: 2 vs. Cincinnati, 1999
 Passes defended: 2 vs. Stanford, 2000

All-Big Ten candidate

#78 Ross Kolodziej***

Left Tackle, 6-3, 286, Senior
Stevens Point, WI (High School)



Mr. Inside & Mr. Outside

Assistant coach John Palermo says that Ross Kolodziej is "one of the most talented kids I've coached." Kolodziej has the fastest 40 (4.8) time of any tackle during Alvarez' era. Kolodziej has shifted around quite a bit during his career. The senior has lined up both inside at tackle and outside at end. His versatility allows that. The '98 Badgers enjoyed the relentless pass rushing skills of Tom Burke, the national sack leader. A year ago, Palermo structured the Badgers' defensive front to highlight different players' skills. "We've made some changes up front to build around Kolodziej and (Wendell) Bryant," says Palermo.

► Notebook Items

Started on defenses which ranked first (sophomore) and fifth (junior) nationally in scoring defense ... made 32 starts in his career, seeing action at both end and tackle ... an excellent athlete ... a member of Big Ten championship teams in football (1998 and 1999) and indoor track (2000) ... finished fourth in the '99 Big Ten outdoor track meet in the shot put (56-7 1/4) ... recorded a 33.5-inch vertical jump and ran the 40 in 4.70 seconds as a 286 pounder during winter workouts ... bench pressed 425 pounds, squatted 675 pounds and ran a sparkling 4.12-second time in the pro agility drill.

► Junior (1999)

Steady performer on defensive line ... played in all 12 games for first time in career to earn third letter ... credited with 44 stops and seven tackles behind the line ... shared team defensive P.O.W. honors vs. Indiana when he registered five tackles, including a personal-best three for minus yardage ... followed that performance with TFLs the next two weeks vs. Michigan State and at Northwestern ... nine tackles (career high) at Minnesota keyed Badgers' overtime victory ... registered six stops in a 17-9 Rose Bowl win over Stanford when the Cardinal had minus five yards rushing ... seven stops in opening four games (1.8 per game) ... 37 stops in final eight contests (4.6 per game).

► Sophomore (1998)

Started eight games at defensive tackle, including the last six ... missed three midseason games with an injury ... season-best seven tackles (one for loss) and a fumble recovery in a 31-0 shutout at Iowa ... six tackles in opener at San Diego State and five in regular-season finale vs. Penn State (plus two TFLs) and the Rose Bowl (plus one TFL) vs. UCLA ... tipped a pass at the line in the San Diego State game.

► Freshman (1997)

Showed steady improvement all season ... recorded three of his top tackle efforts (six at Minnesota, seven vs. Iowa and six vs. Michigan) in last four regular-season games ... credited with six tackles vs. San Diego State ... tied (with John Favret) for second-most tackles (53) by a defensive lineman on the club ... 12 starts at defensive tackle ... two of his tackles for loss (12 yards) came in upset win over Iowa.

► Redshirt (1996)

Played in three games before breaking his hand ... petitioned to receive a redshirt ... four total tackles, including one for a loss vs. Eastern Michigan, before his injury.

► High School

USA Today honorable mention all-American at Stevens Point ... first-team all-state by Associated Press, *Milwaukee Journal Sentinel* and the Wisconsin Football Coaches Association as a senior ... 91 tackles (12 for losses) and 11 QB hurries to earn team MVP and conference defensive player of the year honors in '95 ... captained football team twice ... selected to play in Wisconsin's Shrine Game ... 3.0 GPA ... coach was Jerry Fitzgerald.

► Personal

Born 5/11/78 ... sociology major ... parents are Dennis and Sharon.

Career Statistics

Year	UT	AT	Tot.	TFL	Sacks	FC	FR	Int	PD
1996	2	2	4	0-0	0-0	0	0	0	0
1997	24	29	53	3-14	1-9	0	0	0	0
1998	20	15	35	7-23	2-6	0	1	0	1
1999	22	22	44	7-19	3-12	1	0	0	0
Total	68	68	136	17-56	6-27	1	1	0	1

Game-by-game Statistics

1997	UT	AT	Tot.	TFL	Sacks	FC	FR	Int	PD
Syracuse	2	0	2	0-0	0-0	0	0	0	0
Boise State	2	2	4	0-0	0-0	0	0	0	0
San Jose St.	0	2	2	0-0	0-0	0	0	0	0
San Diego St.	4	2	6	1-2	0-0	0	0	0	0
Indiana	1	3	4	0-0	0-0	0	0	0	0
Northwestern	4	1	5	1-1	0-0	0	0	0	0
Illinois	1	2	3	0-0	0-0	0	0	0	0
Purdue	1	1	2	0-0	0-0	0	0	0	0
Minnesota	1	5	6	0-0	0-0	0	0	0	0
Iowa	4	3	7	2-19	1-9	0	0	0	0
Michigan	1	5	6	0-0	0-0	0	0	0	0
Penn State	3	0	3	0-0	0-0	0	0	0	0
Georgia	0	3	3	0-0	0-0	0	0	0	0

1998	UT	AT	Tot.	TFL	Sacks	FC	FR	Int	PD
San Diego St.	2	4	6	0-0	0-0	0	0	0	1
Ohio	0	1	1	0-0	0-0	0	0	0	0
UNLV	0	0	0	0-0	0-0	0	0	0	0
Northwestern	0	0	0	0-0	0-0	0	0	0	0
Indiana	0	0	0	0-0	0-0	0	0	0	0
Purdue	1	2	3	0-0	0-0	0	0	0	0
Illinois	1	1	2	1-5	1-5	0	0	0	0
Iowa	5	2	7	1-3	0-0	0	1	0	0
Minnesota	2	1	3	1-6	0-0	0	0	0	0
Michigan	2	1	3	0-0	0-0	0	0	0	0
Penn State	3	2	5	2-3	1-1	0	0	0	0
UCLA	4	1	5	1-3	0-0	0	0	0	0


1999	UT	AT	Tot.	TFL	Sacks	FC	FR	Int	PD
Murray State	1	1	2	0-0	0-0	0	0	0	0
Ball State	1	1	2	0-0	0-0	0	0	0	0
Cincinnati	0	2	2	0-0	0-0	0	0	0	0
Michigan	0	1	1	0-0	0-0	0	0	0	0
Ohio State	3	3	6	1-3	0-0	0	0	0	0
Minnesota	6	3	9	0-0	0-0	0	0	0	0
Indiana	5	0	5	3-11	2-10	0	0	0	0
Mich. State	1	1	2	1-2	0-0	0	0	0	0
Northwestern	2	2	4	1-1	0-0	0	0	0	0
Purdue	0	3	3	0-0	0-0	0	0	0	0
Iowa	1	1	2	0-0	0-0	0	0	0	0
Stanford	2	4	6	1-2	1-2	1	0	0	0

Career Highs

Tackles: 9 vs. Minnesota, 1999
 Tackles for loss: 3 vs. Indiana, 1999
 Sacks: 2 vs. Indiana, 1999

All-Big Ten candidate
#98 Eric Mahlik***

**Nose Tackle, 6-3, 266, Senior
Green Bay, WI (Notre Dame)**



Mahlik's Honors

- 1999 Honorable mention all-Big Ten by coaches and media

► Notebook Items

Starter on defensive line in 22 games at Wisconsin, including 19 straight ... full-time starter on last two Badger defenses which ranked first (1998) and fifth (1999) nationally in scoring ... former walk-on ... an excellent technician according to coaches ... three-year letterman.

► Junior (1999)

Season-long starter at nose tackle ... named honorable mention all-league by coaches and media ... career-best 43 tackles, including five for losses ... season-high nine stops vs. No. 4 Michigan, including one for a loss ... Badgers' defensive P.O.W. against Wolverines ... recorded a safety vs. Ball State (extending UW's lead to 5-0) when he sacked Cuavis Tate for a four-yard loss ... went over the century mark in career tackles at Purdue when he collected five stops ... had a QB hurry vs. Boilermaker Drew Brees ... registered tackles behind the line of scrimmage in three of opening four weeks ... tipped a pass at the line in win at No. 25 Minnesota ... a six-yard TFL vs. Stanford helped UW hold the Cardinal to a bowl-game record low of minus

Strength and technique

The trip from Green Bay to Madison takes just a couple of hours. For nose tackle Eric Mahlik, however, there was a bit more involved when he came to the UW to play football. Mahlik, a 230-pound prep player, caught the eye of UW coaches during summer camp. His small frame, at least for a defensive lineman, kept the Badgers from offering a scholarship. "He's good fundamentally and was taught very well in high school (Notre Dame)," says line coach John Palermo. Mahlik has added 30 pounds of muscle to his body and now that his strength has caught up with his technique, his spot in the lineup is secure.

five yards rushing ... excellent run stopper on a club that led Big Ten in rushing defense.

► **Sophomore (1998)**

Earned starting slot at tackle in midseason and started eight games (including the last seven) ... 40 tackles ... 17.5 percent of his stops were for loss ... helped Badgers rank second in the league in rushing defense ... top games vs. UNLV (six tackles), Northwestern (five) and Michigan (five) ... two tackles for loss in victories over UNLV and Penn State ... recovered a fumble in Northwestern win ... five passes broken up at the line of scrimmage.

► **Freshman (1997)**

Saw action in all 13 games and earned his first letter ... started at San Jose State and made three tackles, including two behind the line of scrimmage ... part of Wisconsin's regular rotation along the defensive line ... six-stop performance against Illinois.

► **Redshirt (1996)**

Redshirted ... scout team defensive P.O.W. prior to the Stanford game.

► **High School**

Played three sports at Notre Dame ... *Milwaukee Journal Sentinel* lineman of the year ... all-state and all-league as a senior when he was MVP and captain ... 14 sacks ... 3.0 grade-point average ... same high school as Wisconsin linebacker Travis Jack ... coach was John Nowak.

► **Personal**

Born 2/9/78 ... agricultural business management major ... parents are Arnold and Arlene.

Career Statistics

Year	UT	AT	Tot.	TFL	Sacks	FC	FR	Int	PD
1997	9	17	26	3-9	1-6	0	0	0	0
1998	20	20	40	7-26	1-7	1	1	0	5
1999	23	20	43	5-15	0-0	0	0	0	1
Total	52	57	109	15-50	2-13	1	1	0	6

Game-by-game Statistics

1997	UT	AT	Tot.	TFL	Sacks	FC	FR	Int	PD
Syracuse	0	0	0	0-0	0-0	0	0	0	0
Boise State	0	1	1	0-0	0-0	0	0	0	0
San Jose St.	2	2	4	2-3	0-0	0	1	0	0
San Diego St.	1	2	3	0-0	0-0	0	0	0	0
Indiana	0	2	2	0-0	0-0	0	0	0	0
Northwestern	0	2	2	0-0	0-0	0	0	0	0
Illinois	2	4	6	1-6	1-6	0	0	0	0
Purdue	0	1	1	0-0	0-0	0	0	0	0
Minnesota	1	1	2	0-0	0-0	0	0	0	0
Iowa	0	0	0	0-0	0-0	0	0	0	0
Michigan	0	1	1	0-0	0-0	0	0	0	0
Penn State	1	0	1	0-0	0-0	0	0	0	0
Georgia	1	1	2	0-0	0-0	0	0	0	0

1998	UT	AT	Tot.	TFL	Sacks	FC	FR	Int	PD
San Diego St.	2	0	2	1-3	0-0	0	0	0	1
Ohio	0	2	2	0-0	0-0	0	0	0	0
UNLV	3	3	6	2-11	1-7	0	0	0	0
Northwestern	3	2	5	0-0	0-0	0	1	0	1
Indiana	2	2	4	0-0	0-0	0	0	0	0
Purdue	0	0	0	0-0	0-0	0	0	0	0
Illinois	1	2	3	0-0	0-0	0	0	0	1
Iowa	2	1	3	0-0	0-0	0	0	0	0
Minnesota	1	2	3	0-0	0-0	0	0	0	1
Michigan	3	2	5	1-5	0-0	0	0	0	0
Penn State	1	2	3	2-4	0-0	0	0	0	0
UCLA	2	2	4	1-3	0-0	0	0	0	1


1999	UT	AT	Tot.	TFL	Sacks	FC	FR	Int	PD
Murray State	1	2	3	1-1	0-0	0	0	0	0
Ball State	1	1	2	1-4	0-0	0	0	0	0
Cincinnati	2	0	2	0-0	0-0	0	0	0	0
Michigan	4	5	9	1-1	0-0	0	0	0	0
Ohio State	0	1	1	0-0	0-0	0	0	0	0
Minnesota	3	2	5	1-3	0-0	0	0	0	1
Indiana	3	0	3	0-0	0-0	0	0	0	0
Mich. State	1	3	4	0-0	0-0	0	0	0	0
Northwestern	0	2	2	0-0	0-0	0	0	0	0
Purdue	4	1	5	0-0	0-0	0	0	0	0
Iowa	2	3	5	0-0	0-0	0	0	0	0
Stanford	1	0	1	1-6	0-0	0	0	0	0

Career Highs

Tackles: 9 vs. Michigan, 1999
Tackles for loss: 2 on three occasions

Lou Groza Award candidate
#20 Vitaly Pisetsky***

**Kicker, 5-10, 230, Senior
New York, NY (Kennedy)**



He will be back

Vitaly Pisetsky enrolled at the University of Wisconsin just three years after his family moved from the Soviet Union to New York City. Since the NCAA requires four years of English for eligibility, Pisetsky was forced to sit out a season and lost a year of collegiate competition. Never mind that Pisetsky scored a 96 percent on his English-placement test at UW-Madison. After challenging the rule, the NCAA said that if Pisetsky graduated by last December (which he did), he would regain that lost year. Pisetsky announced after last year's Rose Bowl that he will, indeed, play another "senior" year at UW.

Pisetsky's Honors

- 2000 *Football News* preseason second-team all-American
- 2000 *Lindy's* preseason second-team all-American
- 1999 Finalist for Lou Groza Award
- 1999 Finalist for Mosi Tatupu Award
- 1999 First-team all-Big Ten by coaches & media
- 1999 Wisconsin Special Teams Player of the Year

► **Notebook Items**

Former Russian immigrant earned his United States' citizenship in the summer of 2000.

► **Junior (1999)**

Only player in NCAA to be a finalist for both Lou Groza (top kicker) and Mosi Tatupu (top special teams player) Awards ... Badger special teams player of the year ... Wisconsin's second straight consensus first-team all-Big Ten kicker (Matt Davenport in 1998) ... streak of 14 consecutive made field goals was a school record and tied for second-best (with Michigan's Remy Hamilton) in Big Ten history ... Ohio State's Vlade Janakievski (1979-80) owns the league record of 15 straight ... booted four field goals vs. Michigan State, equaling school record for FGs in a game ... 16 kick scoring points in victory over the Spartans broke UW record ... kicked game-winning 31-yard FG in overtime at Minnesota ... sent that game into overtime with a 36-yard field goal with 2:59 remaining in fourth quarter ... earned back-to-back Big Ten special teams P.O.W. honors following Ohio State and Minnesota games ... no other conference player was special teams P.O.W. more than once in 1999 ... booted career-long 53-yard FG vs. Ball State, third-longest kick in school history ... ranks among school's best for season field goals (16, tied for fourth), season field goal percentage (.800, tied for third) and season kicking points (94, second) ... named UW special teams P.O.W. vs. Minnesota and Michigan State ...

opponent average starting field position after his kickoffs was the 21.0-yard line (including one onside kick) ... for comparison, former Badger John Hall, who set an NFL record for touchbacks as a rookie with the New York Jets, averaged the 20.7-yard line as a senior ... 75.0 percent of his kickoffs put the opposition at or inside the 20-yard line ... set school season record with 46 extra points (Kevin Rhode had 45 in 1983) ... credited with three assisted tackles on kickoffs.

► Sophomore (1998)

Kicked off 77 times during the regular season and held the opponent at or inside the 20-yard line 53 times (.688) ... foes' average starting field position after his kickoffs was the 23.3-yard line ... scored his first college point on a PAT against UNLV ... credited with tackles on the kickoff team vs. UNLV and Minnesota ... Badger special teams P.O.W. vs. Illinois when he had four touchbacks on kickoffs.

► Freshman (1997)

Recorded 26 touchbacks in 63 kickoffs (.412 unreturned) ... opponents' starting field position was the 25.0-yard line after his kickoffs ... recovered a fumble on the kickoff team at Penn State ... credited with assisted tackles vs. Indiana, Minnesota and Michigan ... special teams player of the week at Minnesota and Penn State.

► High School

Blue Chip all-American and two-time all-state at Kennedy ... lettered three seasons in football ... made 7-9 field goals (misses from 64 and 66 yards) as a senior ... season-long was a 52 yarder ... averaged 42.6 yards per punt ... 82 percent of his kickoffs were unreturned ... team won New York City championship in 1994 ... Russian National Team member in soccer having played for the Soviet Army Sports Club ... same high school as former Badgers Cayetano Castro and Giscard Bernard ... coach was Jerry Horowitz.

► Personal

Born 1/28/78 ... earned degrees in Russian and international relations ... seeking another degree in agricultural business management ... came to the United States in 1992 ... parents are Alex and Marina.

Career Statistics

Year	PAT	Pct.	FG	Pct.	Pts.
1998	1-1	1.000	0-0	.000	1
1999	46-48	.958	16-20	.800	94
Total	47-49	.959	16-20	.800	95

Field Goals	0-19	20-29	30-39	40-49	50+
1998	0-0	0-0	0-0	0-0	0-0
1999	0-0	6-7	5-6	4-5	1-2
Total	0-0	6-7	5-6	4-5	1-2

Kickoffs	No	ASY*
1997	63	25.0
1998	77	23.3
1999	78	21.0
Total	218	23.0

*ASY: opponent average starting yard line after kickoffs

Game-by-game Statistics

1999 Field Goals

Murray State	47
Ball State	25G, 27, 53G
Cincinnati	45G, 20G
Michigan	32G
Ohio State	42G, 25G, 27G
Minnesota	36G, 31G
Indiana	27G
Mich. State	42G, 49G, 32G, 23G
Northwestern	none
Purdue	54
Iowa	none
Stanford	31G, 34

Career Highs

Field goals: 4 vs. Michigan State, 1999



Consecutive field goals made, season: 14 in 1999

Long field goal: 53 vs. Ball State, 1999

All-America candidate

#70 Casey Rabach***

Center, 6-5, 301, Senior
Sturgeon Bay, WI (High School)



The next great one

Many football powers are often linked to specific positions. USC is known for tailbacks ... Penn State has linebackers ... and Wisconsin produces offensive linemen. Center Casey Rabach is the latest in a long line of outstanding blockers who have toiled in the Wisconsin trenches. Since 1993, Coach Barry Alvarez' teams have produced three consensus all-America blockers (center Cory Raymer and tackles Aaron Gibson and Chris McIntosh) and 11 first-team all-league linemen. Rabach is the latest blocker of note in the UW program.

Rabach's Honors

- 2000 *Football News* preseason second-team all-American
- 2000 *Lindy's* preseason second-team all-American
- 2000 *Athlon's* preseason second-team all-American
- 2000 collegefootballnews.com preseason second-team all-American
- 2000 *Playboy* preseason all-American
- 2000 captain
- 1999 First-team all-Big Ten by media
- 1999 Second-team all-Big Ten by coaches
- 1999 CBS Sportsline second-team all-American
- 1998 Second-team all-Big Ten by coaches and media
- 1997 *The Sporting News* freshman all-American

► Notebook Items

Preseason candidate for all-America honors ... premiere center in college football ... a team captain for the 2000 season as chosen by his teammates ... started 35 games in Badger career at center ... anchor of Badgers' offensive line ... tied for 13th (with teammate John Favret) in career starts at UW ... Wisconsin has averaged more than 225 yards rushing per game during his career ... blocked for three of Ron Dayne's record-breaking seasons ... calls all the signals and adjustments for offensive line ... handled shotgun formation snaps flawlessly his entire career ... started for three seasons at center after coming to the UW as a guard ... earned starting assignments in three bowls (vs. Georgia in the Outback Bowl, vs. UCLA and Stanford in consecutive Rose Bowls) ... Badgers have ranked 25th (freshman), 19th (sophomore) and third (junior) nationally in rushing offense during his career.

► Junior (1999)

CBS Sportsline all-American (second team) ... first-team all-Big Ten selection by media and second-team honors from coaches ... helped Wisconsin lead the Big Ten in rushing with an average of 275.4 yards per game, the second-best norm in school history, and the third-highest figure in the NCAA ... UW, Navy and Air Force were the only schools in the nation to rush for more than 3,000 yards during the regular season ... started all 12 games and helped Wisconsin gain more than 200

yards on the ground in 10 of those games ... named the nation's second-best center by *The Sporting News* and *Lindy's* in the '99 preseason.

► Sophomore (1998)

Second-team all-Big Ten according to both media and coaches ... season-long starter for second campaign in a row ... Badgers were nation's 20th-best rushing offense and led Big Ten ... shared team offensive player of the game honors with other members of the starting offensive line vs. Northwestern ... consistently graded first- or second-best among Badger linemen ... Wisconsin rushed for a season-best 343 yards vs. No. 6 UCLA in the Rose Bowl as Ron Dayne gained 246 yards (one yard shy of the bowl game record) and four touchdowns ... Badgers gained more than 200 yards on the ground in four of the final six games.

► Freshman (1997)

First-team freshman all-American by *The Sporting News* ... first rookie to start at center for Badgers since former consensus first-team all-American Cory Raymer (who only started five times as a rookie) in 1991 ... named Badger offensive MVP vs. Illinois (one of three linemen to receive that designation in 1997) ... forced into starting lineup at end of spring drills because of an injury to Coleman Johnson and held position all season ... started every game (12) but San Jose State when he was injured ... Wisconsin implemented shotgun formation during Outback Bowl preparations and Rabach handled those chores flawlessly vs. Georgia in the bowl.

► Redshirt (1996)

Redshirted ... scout team P.O.W. vs. Purdue.

Barry Alvarez on Casey Rabach

"For a guy his size, he is very athletic. Very few centers can pull and lead a play like Casey can. Being able to do that allows our offense to run some blocking schemes that we couldn't use without an athletic center. We've had a number of good linemen through the years, including an all-American center in Cory Raymer. Rabach is every bit as physical and a little better athlete than Raymer."

► High School


USA Today honorable mention all-American at Sturgeon Bay ... *Super Prep* and *Blue Chip* regional all-American ... first-team all-state by Associated Press and *Milwaukee Journal Sentinel* ... played in Wisconsin Shrine Game ... helped pave the way for a 1,000-yard rusher as a senior ... Packerland Conference player of the year ... starter on 12-1 club, which was state runner-up, his junior year ... 172 career tackles, including 22 for loss, in 31 career starts ... caused nine fumbles his last two years ... honor roll for three years ... coach was Gordon Saron.

► Personal

Born 9/24/77 ... agricultural journalism major ... father is Gary and mother is Lynne.

Career Statistics



Year	GP	GS	Rush. YPG	Big 10 Rank	NCAA Rank
1997	12	12	189.1	4th	25th
1998	11	11	215.9	1st	20th
1999	12	12	275.4	1st	3rd
Total	35	35	225.8		



Ron Dayne is mobbed by his linemen after a TD in the 1999 Rose Bowl vs. UCLA. "I couldn't have accomplished what I did without the guys up front," said Dayne during his Heisman Trophy season. "They're the reason our run game has been so good. I just run through the holes." Center Casey Rabach blocked for three of Dayne's record-breaking seasons at the UW.

All-America candidate
#14 Kevin Stemke***

**Punter, 6-2, 188, Senior
Green Bay, WI (Preble)**



The "Preble" effect

Kevin Stemke attended Preble High School in Green Bay. So did (former Iowa lineman) Ted Velicer. So did (former Badger quarterback) Ron Vander Kelen. So did (former Iowa kicker) Tom Nichol. What else does that foursome share? All played in the Rose Bowl. Stemke does have one difference from the other three Preble graduates. He has made two appearances in "The Granddaddy of them All." One other difference ... Stemke is the only Preble graduate to play on a winning team in Pasadena.

Stemke's Honors

- 1999 Honorable mention all-Big Ten by coaches and media
- 1998 First-team all-Big Ten by coaches and media
- 1997 *The Sporting News* second-team freshman all-American
- 1997 Second-team all-Big Ten by coaches

► **Notebook Items**

Preseason candidate for all-America honors ... earned all-Big Ten mention three times in career ... 43.1-yard career punting average is eighth-best in Big Ten history, a half-yard out of fourth place ... Stemke's average is two full yards more than his nearest competitor (Scott Cepicky) in the UW record books ... already ranks third in career punting yards (7,590), first in average (43.1) and fifth in punts (176) in Wisconsin history ... he and Donnel Thompson did a P.S.A. in November of 1999 for the Racine (Wis.) Fire Department urging children to avoid playing with matches.

► **Junior (1999)**

Averaged 41.3 yards overall ... 39.3-yard net average ranked 14th nationally ... honorable mention all-conference by coaches and media ... more than one-third of his punts (17-of-50) left the opposition with field position inside the 20-yard line ... incredibly, opponents averaged just 4.6 yards per return ... Badger special teams P.O.W. against Michigan when he launched seven punts and averaged 48.0 yards per kick ... three of those boots vs. Wolverines stopped inside the 20 ... averaged 53.3 yards on three punts vs. Michigan State ... an 86-yard punt against the Spartans was third-longest in Wisconsin history ... averaged better than 40 yards per punt in seven games ... two punts downed inside the 10-yard line in games vs. Murray State (one- and eight-yard lines) and Michigan (three- and nine-yard lines).

► **Sophomore (1998)**

Consensus first-team all-conference punter ... shared UW special teams player of the year honors with Matt Davenport, Tim Rosga and Mike Schneck ... first Badger

since Ken Simmons (1973) to lead Big Ten in punting ... 43.8-yard average was one-tenth of a yard short of his UW record set as a freshman ... set a school mark with 3,155 yards punting ... ranked 10th nationally in punting ... an impressive 22 punts (30.6 percent) were downed inside 20-yard line ... team's special teams P.O.W. four times ... set personal single-game bests with 10 punts for 445 yards at Michigan ... season-long 71 yarder vs. Penn State ... in final four regular-season games (Iowa, Minnesota, Michigan and Penn State), he averaged an impressive 47.6 yards per kick and had 10 punts downed inside 20-yard line ... recorded 11 punts of at least 50 yards in those four contests after having just four in first seven games ... had punts downed at the seven, nine and three-yard lines vs. Iowa ... a 69-yard effort at Michigan rolled dead at the three-yard line.

► Freshman (1997)

Set UW season punting record (43.9) as a 19-year-old true freshman ... bettered mark of 43.3 set by Dick Mileager in 1975 ... second-team freshman all-American by *The Sporting News* ... second in the Big Ten in punting ... second-team all-Big Ten choice (coaches) as a rookie ... ended up 13th (best by a freshman) nationally in punting ... top freshman punting mark in the Big Ten since Ohio State's Tom Tupa averaged 47.0 yards in 1984 to set an NCAA freshman record ... top game came against Iowa and nation's best punt returner, Tim Dwight ... averaged 46.2 yards on six punts to spark the 13-10 upset victory over Hawkeyes ... had punts downed at the one-foot and six-yard lines against the Hawkeyes ... recorded a 62 yarder on another attempt ... limited Dwight to one return for 15 yards ... shared Badger special teams player of the year honors with Matt Davenport ... season-long 70 yarder vs. Illinois ... special teams P.O.W. four times.

► High School

Second-team all-American by *USA Today* at Preble ... rated second-best kicking prospect in nation by *Street & Smith's* ... all-state punter for three seasons ... captain and MVP as a senior ... averaged 42.2 yards per punt with a long of 69 yards as a senior ... connected on 5-8 field goals and 20-21 PATs in final campaign ... hit 23-30 field goals in career with a long of 50 yards ... National Honor Society member ... 3.67 GPA ... Badger Boys' State participant ... coached by Pat Prochnow.

► Personal

Born 11/23/78 ... agricultural business management major ... parents are Horst and Lora.

Career Statistics

Year	No.	Yds.	Avg.	I20	Lg
1997	54	2,372	43.9	13	70
1998	72	3,155	43.8	22	71
1999	50	2,063	41.3	17	86
Total	176	7,590	43.1	52	86

Game-by-game Statistics

1997	No.	Yds.	Avg.	I20	Lg
Syracuse	6	244	40.7	1	48
Boise State	6	276	46.0	2	55
San Jose St.	4	173	43.3	1	54
San Diego St.	3	138	46.0	1	61
Indiana	5	236	47.2	2	58
Northwestern	3	132	44.0	0	52
Illinois	2	110	55.0	1	70
Purdue	2	88	44.0	0	49
Minnesota	2	106	53.0	0	53
Iowa	6	277	46.2	3	62
Michigan	5	197	39.4	2	44
Penn State	5	177	35.4	0	53
Georgia	5	218	43.6	0	51

1998	No.	Yds.	Avg.	I20	Lg
San Diego St.	6	226	37.7	1	45
Ohio	4	172	43.0	2	53
UNLV	2	82	41.0	1	43
Northwestern	6	247	41.2	2	49
Indiana	7	309	44.1	2	52
Purdue	8	351	43.9	2	53
Illinois	5	183	36.6	1	40
Iowa	5	242	48.2	3	55
Minnesota	8	398	49.8	3	62
Michigan	10	445	44.5	4	69
Penn State	6	294	49.0	0	71
UCLA	5	206	41.2	1	46

1999	No.	Yds.	Avg.	I20	Lg
Murray State	4	177	44.3	3	77
Ball State	1	27	27.0	0	27
Cincinnati	5	205	41.0	1	48
Michigan	7	336	48.0	3	56
Ohio State	3	92	30.7	0	32
Minnesota	8	334	41.8	2	52
Indiana	0	0	0.0	0	0
Mich. State	3	160	53.3	2	86
Northwestern	4	111	27.8	1	49
Purdue	5	188	37.6	2	52
Iowa	2	86	43.0	0	50
Stanford	8	347	43.4	3	56


Career Highs

Punts: 10 vs. Michigan, 1998

Yardage: 445 vs. Michigan, 1998

Best average (min. 3): 53.3 vs. Michigan State, 1999

Longest punt: 86 vs. Michigan State, 1999



#81 Mark Anelli**
TE, 6-5, 252, Jr.
Addison, IL (Addison Trail)

IN 1999: played in all 12 games and started in double tight end formation in wins over Indiana and Michigan State in back-to-back games ... earned second letter ... season-long

reception of 24 yards came vs. Hoosiers ... also made receptions vs. Michigan State (15) and Ball State (seven).

IN 1998: won first letter as back-up tight end and special teams performer ... recorded a tackle on special teams vs. Illinois.

IN 1997: redshirted.


HIGH SCHOOL: all-area and honorable mention all-state his senior year at Addison Trail ... 33 receptions for 440 yards and 75 tackles (9.5 for loss) as a senior ... punted for two seasons ... captain as a senior ... team MVP as a sophomore ... all-conference in baseball ... honor roll ... coached by Paul Parpet.

PERSONAL: born 6/5/79 ... business major ... parents are Mike and Mary Alice.

Career Statistics

Year	Rec	Yds	Avg	TDs	Lg
1998	0	0	0.0	0	0
1999	3	46	15.3	0	24
Total	3	46	15.3	0	24

1999 (receptions-yards-TDs): Ball State 1-7-0; Indiana 1-24-0; Michigan State 1-15-0




#91 Clint Bakken*
RT, 6-2, 294, So.
Boulder Junction, WI
(Lakeland)

IN 1999: reserve on defensive line ... No. 3 nose tackle behind Eric Mahlik and Chris Janek ... named scout team defensive P.O.W. vs. Indiana ... one stop

(three-yard loss) in victory over Murray State.

IN 1998: redshirted ... scout team defensive player of the year in a vote by coaches ... won weekly scout team award vs. San Diego State, UNLV and Penn State ... Bakken and QB Brooks Bollinger were lone Badgers to earn weekly scout team honor three times.



Mark Anelli made his first three receptions as a collegian during the 1999 season. He saw action in every game to earn his second letter.


HIGH SCHOOL: Gatorade and *Scholastic Coach* state player of the year at Lakeland ... all-midwest laurels by Super Prep and PrepStar ... consensus first-team all-state at defensive tackle ... conference player of the year as a senior ... played in Wisconsin Shrine Game ... all-league on offense and defense for three seasons ... rushed for 1,189 yards and 26 touchdowns as a senior ... 78 tackles, including 22 behind the line, in 1997 ... rushed for 300 yards and six TDs in Lakeland's 56-40 win over Ashland in conference championship game ... career total of 2,884 yards rushing and 50 touchdowns ... 176 career tackles, including 27 behind the line ... honor roll student ... coach was Don Scharbarth.

PERSONAL: born 12/30/79 ... sociology major ... parents are Rick and Terry.

Career Statistics

Year	UT	AT	Tot.	TFL	Sacks	FC	FR	Int	PD
1999	1	0	1	1-3	0-0	0	0	0	0
Total	1	0	1	1-3	0-0	0	0	0	0

1999 (solos-assists-total): Murray State 1-0-1




#68 Eric Benedict
OL, 6-4, 317, Fr.
Taylor, WI (Blair-Taylor)

AT WISCONSIN: '99 redshirt.
HIGH SCHOOL: honorable mention all-conference as a junior at Blair-Taylor ... captained team twice ... academic all-conference for three years ... team won con-

ference title with undefeated record his senior season ... coach was Jeff Edie.

PERSONAL: born 5/10/81 ... pre-engineering major ... parents are Jon and Marie.



#29 Michael Bennett*
TB, 5-10, 204, Jr.
Milwaukee, WI (Tech)

Bennett's Honors

- 2000 Big Ten In. Track Athlete of the Year
- 2000 Big Ten Indoor Track Athlete of the Championship

NOTEBOOK ITEMS: leading

candidate to replace Heisman Trophy winner Ron Dayne in the backfield ... Bennett was a member of Big Ten championship teams in football, indoor track and outdoor track during the 1999-2000 season ... fastest athlete in the Big Ten Conference after winning four sprint titles in 2000 ... won league indoor championships in the 60 and 200 meters and outdoor titles in the 100 (10.22) and 200 (20.76) ... member of Badgers' conference outdoor 4x100 relay champs, too ... reigning Big Ten Athlete of the Year for indoor track ... NCAA indoor all-American in 60 with ninth-place finish ... ran a wind-aided 10.00 time in the 100 during spring ... second-fastest football player in U.S. (Sultan McCullough of USC nipped Bennett in NCAA 100-meter heats) ... qualified for the U.S. Olympic Trials in the 100 meters.

IN 1999: moved into back-up role to Dayne midway through season ... averaged 5.2 yards per carry ... recorded three plays (two runs and one reception) of more than 20 yards ... 73-yard run in win over Indiana, was Badgers' longest carry of season ... went over century mark (career-best 114 yards on six attempts) in rushing vs. Indiana ... scored twice vs. the Hoosiers ... helped UW gain 705 yards of total offense (second-most in Big Ten history) vs. Indiana ... one of three Badgers (Dayne and QB Brooks Bollinger were the others) to gain at least 100 yards on the ground in a game ... added 45

rushing yards and one TD vs. Michigan State's nation-best defense ... lined up as wideout vs. Minnesota and served as a decoy to set up an 81-yard TD pass play (the third-longest pass in UW history) ... covered punts and made 10 tackles ... on punt coverage units, he recovered a fumble against Michigan State and forced a fumble at Cincinnati ... special teams P.O.W. vs. Purdue with two tackles and a key block on Nick Davis' 91-yard kickoff return ... one of Badger deep men on kickoffs although he didn't return any.

IN 1998: did not participate.

HIGH SCHOOL: top football prospect in state by *Milwaukee Journal Sentinel* at Tech ... two-time captain and MVP ... rushed for more than 4,200 yards in career and averaged 14 yards per carry ... 20 interceptions in career ... set state records in the 100 (10.33) and 200 (20.68) meters at 1998 state meet ... ranked second nationally among high school athletes in the 100 and 200 meters according to *Track & Field News* ... biggest sports thrill was running next to Michael Johnson in a track meet ... won five state track titles in career ... nephew of former Packer and Colt Tony Bennett ... coach was Tom Konowolski.

PERSONAL: born 8/13/78 ... consumer science major ... mother is Linda.

Career Statistics

Year	Att	Yds	Avg	TDs	Lg
1999	57	298	5.2	4	73
Total	57	298	5.2	4	73

1999 (attempts-yards-TDs): Murray State 13-44-0; Ball State 6-27-1; Cincinnati 3-11-0; Michigan 2-(-1)-0; Ohio State 4-27-0; Minnesota 1-0-0; Indiana 6-114-2; Michigan State 9-45-1; Northwestern 4-8-0; Purdue 2-3-0; Iowa 6-14-0; Stanford 1-6-0




#31 Erik Bickerstaff*
FB, 6-0, 222, So.
Waukesha, WI (North)

IN 1999: rushed one time for one yard in the 59-0 win over Indiana ... saw action vs. Murray State, Michigan State and Iowa, too ... made change from tailback to fullback.

IN 1998: redshirted ... scout team P.O.W. vs. Ohio.

HIGH SCHOOL: three-time all-league selection in track and once in football at North ... football MVP as a junior ... rushed for 1,516 yards (8.3 average) with 16 TDs his junior year ... made school honor roll.

PERSONAL: born 7/25/80 ... sociology major ... father's name is Robbie.



#6 Joey Boese**
DB, 5-11, 175, Jr.
Villa Park, CA (Mater Dei)

Boese's Honors

- 1999 Academic all-Big Ten

NOTEBOOK ITEMS: made change from CB to SS in spring camp ... challenging for starting

spot at strong safety after Bobby Myers' graduation.

IN 1999: academic all-Big Ten selection ... saw action in every game and made 27 stops (21 were solos) ... "nickel" back in passing situations ... started vs. Purdue when Badgers played five defensive backs all game ... four stops vs. Boilermakers ... tied career best with six tackles vs. No. 4 Michigan ... intercepted pass vs. Murray State ... special teams P.O.W. vs. Indiana (two tackles).

IN 1998: special teams star in true freshman campaign ... excelled downing punts on coverage units ... 22 tackles on coverage squads and as cornerback reserve ... started in secondary vs. UNLV ... special teams MVP vs. Ohio when he recovered a fumble on the punt team ... downed a punt on the one-yard line at San Diego State ... six tackles vs. Minnesota and five vs. Ohio ... picked off a pass in the win over Ohio.

HIGH SCHOOL: *Blue Chip* regional all-American at Mater Dei ... top 10 prospect on west coast by *PrepStar* ... team won *USA Today* national prep championship in 1996 ... second-team all-state ... named to *Long Beach Press Telegram* "Best in the West" second team ... captain and MVP as senior ... three-year starter at Mater Dei, one of the top athletic schools on the west coast ... 11 career interceptions, returning two for scores ... caught 58 passes for 986 yards and 12 TDs ... averaged 29.6 yards per kickoff return, including a career-best 97 yarder ... honor roll ... coach was Bruce Rollinson.


PERSONAL: born 2/8/80 ... communication arts major ... parents are Leo and Barbara.

Career Statistics

Year	UT	AT	Tot.	TFL	Sacks	FC	FR	Int	PD
1998	19	3	22	0-0	0-0	0	1	1	3
1999	21	6	27	0-0	0-0	0	0	0	0
Total	40	9	49	0-0	0-0	0	1	1	3

1998 (solos-assists-total): San Diego State 1-1-2; Ohio 4-1-5; UNLV 2-0-2; Northwestern 2-0-2; Purdue 2-1-3; Illinois 2-0-2; Minnesota 6-0-6

1999 (solos-assists-total): Murray State 3-0-3; Ball State 1-0-1; Cincinnati 0-2-2; Michigan 5-1-6; Minnesota 2-1-3; Indiana 2-0-2; Michigan State 0-1-1; Northwestern 2-0-2; Purdue 3-1-4; Iowa 1-0-1; Stanford 2-0-2



#25 Isaac Booker
RB, 5-10, 255, So.
Lake Butler, FL
(Union County)

IN 1999: did not participate.
HIGH SCHOOL: made *Jacksonville Times Union* Super 24 squad as a senior at Union County ... named to *Gainesville*

Sun Super 50 elite team ... first-team all-state by the Florida Athletic Coaches Association ... top-30 prospect in Florida according to *Super Prep* ... rushed for 1,298 yards (7.6 average) with 22 scores as a senior ... scored a career-best six TDs (three rushing, three receiving) in a playoff game to tie a state playoff record ... played on defensive line for two years before moving to fullback midway through junior campaign ... returned an interception for a TD while playing on the DL which prompted coaches to move him to fullback ... nickname is Bobo ... coach was Robby Pruitt.

PERSONAL: born 7/24/80 ... human ecology major ... mother is Mickie.



#84 David Braun*
WR, 5-11, 189, So.
Madison, WI (Edgewood)

Braun's Honors

- 1999 Academic all-Big Ten


IN 1999: reserve receiver and special teams player ... earned first letter ... named academic all-Big

Ten ... saw action in 10 games and made his only reception (12 yards) in Ball State victory ... named offensive scout team P.O.W. vs. Murray State.

IN 1998: redshirted ... scout team offensive P.O.W. against Minnesota.

HIGH SCHOOL: second-team all-state by *Associated Press* and *Milwaukee Journal Sentinel* at Edgewood ... team MVP as a senior ... two-time team captain ... all-league defensive back twice ... made 59 catches for 912 yards with 11 TDs as a senior ... seven interceptions and 65 tackles in 1997 ... career total of 1,312 yards receiving, 19 TDs and 12 interceptions ... won a president's award for educational excellence ... played in WISAA state championship game.

PERSONAL: born 6/26/80 ... zoology major ... parents are Jim and Mary Pat ... sister, Liz, works in the Wisconsin Sports Information Office.



#10 Byron Brown
DB, 6-0, 188, Fr.
Sicklerville, NJ (Overbrook)


NOTEBOOK ITEMS: made switch to CB during spring.

IN 1999: named scout team offensive player of the year ... earned weekly scout team honor vs. Minnesota ... impersonated

Indiana's Antwaan Randle El as a scout team QB.

HIGH SCHOOL: South Jersey offensive player of the year his senior year at Overbrook ... named "Best Player in the Delaware Valley" ... No. 6 rated "athlete" in the east by *PrepStar* ... all-conference in basketball twice and honorable mention all-league in track ... all-state quarterback in 1998 ... accounted for 2,437 all-purpose yards as a senior ... MVP in state championship game ... led school to 12-0 record and New Jersey state title ... rushed for 1,476 yards (8.9 average) with 22 touchdowns as a senior ... passed for 647 yards and six touchdowns ... returned two punts and two kickoffs for TDs ... recovered four fumbles and intercepted four passes in '98 ... teammate of Badger Jerron Smith as a prep ... same high school as Heisman Trophy winner Ron Dayne ... coach was Harvey Miller.

PERSONAL: born 3/10/80 ... undecided on major ... mother is Leslie.



#47 P.J. Cannon*
LB, 6-1, 234, So.
Brookfield, WI
(Catholic Memorial)

IN 1999: earned first letter in limited action as reserve line-backer ... made one tackle, an assist in the Northwestern victory.


IN 1998: redshirted.

HIGH SCHOOL: player of the year in Waukesha County as a senior at Catholic Memorial ... named to all-area, all-county and all-state (second-team by *Milwaukee Journal Sentinel*) teams ... three-year starter while school compiled a 27-6 record and won one state championship ... Wisconsin Shrine Game participant ... registered 122 tackles (25 for loss) as a senior ... more than 100 tackles in each of his three varsity seasons ... career totals of 342 tackles, 59 tackles for loss, 34 sacks, 10 fumbles caused and 11 fumbles recovered ... 3.1 GPA ... coach was Bill Young.

PERSONAL: born 3/17/80 ... communication arts major ... parents are Patrick and Linda.

Career Statistics

Year	UT	AT	Tot.	TFL	Sacks	FC	FR	Int	PD
1999	1	0	1	0-0	0-0	0	0	0	0
Total	1	0	1	0-0	0-0	0	0	0	0




#10 Bret Burlingame
DB, 6-0, 194, Sr.
Ft. Atkinson, WI
(High School)

AT WISCONSIN: beginning fourth season as key member of scout team secondary ... has played in several games in secondary ... made a tackle in the

1998 Ohio contest ... scout team defensive P.O.W. vs. Iowa in 1998 ... redshirted in 1996.

HIGH SCHOOL: nine-time letterman in four sports (track, football, basketball and swimming) at Ft. Atkinson ... football captain and MVP as a senior ... made Badger Boys State ... student-athlete of the year and Rotary Club athlete of the year ... made school's high honor roll ... coach was Steve Hovel.

PERSONAL: born 4/22/78 ... kinesiology major ... parents are Guy and Karen.



#31 Carlease Clark**
DB, 5-11, 178, Jr.
Lakeview Terrace, CA
(Montclair)

IN 1999: second-team free safety (behind Jason Doering) was credited with four tackles in limited action ... one stop vs. Ball State, Indiana, Michigan State and

Purdue ... earned second letter.

IN 1998: one of nine true freshmen to see action ... reserve action in secondary and primary special teams player ... played in 11 games ... credited with an assist in victory over UNLV.

HIGH SCHOOL: top-10 defensive back prospect on the west coast according to *PrepStar* at Montclair Prep ... all-San Fernando Valley pick ... top-100 player in the far west by *Super Prep* ... intercepted seven passes and rushed for 516 yards as a senior ... intercepted 21 passes in three-year career ... returned three kickoffs

and two punts for TDs as a prep ... two-year starter and four-year letterman as basketball point guard ... coach was George Giannini.


PERSONAL: born 6/25/80 ... interior design major ... mother is Mary and father is Carlease, Sr.

Career Statistics

Year	UT	AT	Tot.	TFL	Sacks	FC	FR	Int	PD
1998	0	1	0	0-0	0-0	0	0	0	0
1999	1	3	4	0-0	0-0	0	0	0	0
Total	1	4	5	0-0	0-0	0	0	0	0

1998 (solos-assists-total): UNLV 0-1-1

1999 (solos-assists-total): Ball State 0-1-1; Indiana 1-0-1; Michigan State 0-1-1; Purdue 0-1-1




#56 Jason Clemens
LB, 6-1, 221, Fr.
Lodi, WI (High School)

HIGH SCHOOL: two-time all-area choice as an outside line-backer at Lodi ... named first-team all-conference twice in career and was featured in *Capital Times* Prep Profile as a senior ...

team captain his senior year ... made all-league track squad in high hurdles ... earned eight letters ... honor roll student for four years, earned two academic letters and was school's student of the month once ... coached by Scott Statz.

PERSONAL: born 8/28/80 ... engineering major ... mother's name is Jody ... father's name is Bill.




#97 Nick Cochart
NT, 6-1, 259, Fr.
Brussels, WI
(Southern Door)

IN 1999: redshirted ... named scout team defensive P.O.W. against Minnesota.

HIGH SCHOOL: conference player of the year as a senior at Southern Door ... started on both sides of the ball for four years ... first-team all-league three times on defense and twice on offense ... team's offensive and defensive lineman of the year his senior season ... two-time team captain ... MVP as a senior ... made 79 tack-

les (14 sacks) with 37 QB hurries as a senior ... blocked for a 2,000-yard rusher his final season ... coach was Brent Claflin.

PERSONAL: born 5/8/81 ... education major ... parents are Reggie and Jane.



#54 Dave Costa***
OL, 6-5, 307, Sr.
Ellwood City, PA
(High School)

Costa's Honors

- 2000 *Sports Illustrated's* All-Bowl team

One of three three-year starters on the offensive line ... recorded 36 starts in career (every game except Outback Bowl as a freshman when he was injured) ... that total is tied for 10th (with Tarek Saleh and Jerry Wunsch) in Badger history ... UW has produced a 100-yard rusher in 30 of his 36 career starts ... Badgers have led the Big Ten in rushing twice during his career ... team's back-up long snapper last three seasons ... one of two Pennsylvania guards (Bill Ferrario is the other) in the starting lineup.

IN 1999: starting right guard in every game ... named to *Sports Illustrated's* "All Bowl Team," after laying key blocks during the 17-9 Rose Bowl win over Stanford ... helped Badgers average 275.4 yards rushing per game, tops in the Big Ten and third nationally ... blocked for three of Ron Dayne's record-breaking seasons ... Wisconsin has averaged more than 225 yards rushing per game during his career.

IN 1998: started all 12 contests for Wisconsin's Rose Bowl champs ... nominated for all-Big Ten by the coaches ... Badgers led Big Ten and placed 20th nationally in rushing (215.9) and gained more than 200 yards in six games.

IN 1997: one of three redshirt freshmen linemen to start all season ... started all 12 regular-season games at guard ... helped Wisconsin rank fourth in Big Ten and 25th nationally in rushing ... missed part of the Penn State game and all of the Outback Bowl against Georgia with a knee injury.

IN 1996: redshirted.

HIGH SCHOOL: *Street & Smith's, Schutt and Prep Football Report* honorable mention all-American at Ellwood City ... *Pittsburgh Post-Gazette* "Fabulous 22" team ... team MVP as a senior ... two-time all-conference on both sides of the ball ... played in "Big 33" (Pennsylvania vs. Ohio) all-star game ... graded out at

92 percent on blocking assignments as a senior ... 15 receptions as a TE to make second-team all-state by Associated Press ... caught two-point PAT to beat Blackhawk and break that school's 27-game winning streak ... honor roll student ... coach was Nick Lamenza.


PERSONAL: born 9/8/78 ... agricultural journalism major ... parents are Donald and Pamela ... father played football at Notre Dame.

Career Statistics

Year	GP	GS	Rush. YPG	Big 10 Rank	NCAA Rank
1997	12	12	189.1	4th	25th
1998	12	12	215.9	1st	20th
1999	12	12	275.4	1st	3rd
Total	36	36	225.8		



Right guard Dave Costa, a 36-game starter in his career, was named to *Sports Illustrated's* "All-Bowl" team after his performance vs. Stanford in the 2000 Rose Bowl.



#39 Carlos Daniels** FB/RB, 6-1, 246, Jr. Farrell, PA (High School)

IN 1999: split time between fullback and tailback ... spent most of his time as a back-up to Chad Kuhns at fullback ... rushed for 23 yards in limited action ... sat out last four games of regular season with ankle injury ... returned to action in Rose Bowl vs. Stanford and rushed three times for three yards ... gained nine yards in opener vs. Murray State and seven the following week vs. Ball State ... also caught one pass for six yards against Cardinals ... last action prior to the bowl came against Indiana (four yards) before injury.

IN 1998: came off bench to help UW win its season opener at San Diego State, 26-14 ... with Ron Dayne out of the lineup and back-up Eddie Faulkner getting injured in first quarter, Daniels established a career high with 113 yards on 28 carries vs. Aztecs ... rushed for 41 yards and TD against Ohio and added 82 yards on 17 attempts vs. UNLV ... saw Big Ten action in reserve role against Northwestern (23 yards) and Illinois (20) ... third on the team with 279 yards rushing.

IN 1997: redshirted ... scout team offensive MVP against Illinois.

HIGH SCHOOL: all-state and *USA Today* honorable mention all-American at Farrell ... three-time all-conference pick ... captain as a senior ... 119 carries for 933 yards and 15 TDs as a senior, despite missing four games with a broken ankle ... 2,211 career rushing yards ... recorded 105 tackles as team posted a 14-1 mark his junior year ... school won two Class A state titles ... National Honor Society member ... coach was Lou Falconi.

PERSONAL: born 3/11/79 ... undecided on major ... parents are Carlos and Kim.

Career Statistics

Year	Att	Yds	Avg	TDs	Lg
1998	67	279	4.2	1	17
1999	8	23	2.9	0	9
Total	75	302	4.0	1	17

1998 (attempts-yards-TDs): San Diego State 28-113-0; Ohio 11-41-1; UNLV 17-82-0; Northwestern 6-23-0; Illinois 5-20-0

1999 (attempts-yards-TDs): Murray State 1-9-0; Ball State 2-7-0; Indiana 2-4-0; Stanford 3-3-0




#30 Wendell Davidson
RB, 5-10, 243, Fr.
Detroit, MI (Pershing)

IN 1999: redshirted.
HIGH SCHOOL: top-50 player in the midwest by *Detroit News* at Pershing ... honorable mention all-city ... gained 1,700 yards on the ground as a senior ...

five of his high school classmates signed with Big Ten schools ... coach was Stephan Thompson.

PERSONAL: born 7/11/81 ... Afro-American studies major ... mother's name is Patricia.



#75 Morgan Davis
OL, 6-5, 306, Fr.
Barron, WI (High School)

HIGH SCHOOL: made *Milwaukee Journal Sentinel* state top-20 list at Barron ... all-conference on offense as a senior ... honorable mention all-northwest choice ... made *Eau Claire Leader*

Telegram track honor roll ... played on both sides of the ball on freshmen, JV and varsity clubs ... captained football and hockey teams ... all-conference in shot put and discus ... set school record and finished third in state for discus ... D.A.R.E. role model ... USA Hockey level three referee ... won school's Male Scholar-Athlete Award ... four-year honor roll ... ranked 14th academically in his class ... coach was Ken Mueller.

PERSONAL: born 8/7/80 ... undecided on major ... parents are Scott and Cathy.




#37 Sal DiMucci
FB, 6-0, 231, Fr.
Barrington Hills, IL
(Loyola Academy)

IN 1999: redshirted ... suffered fall knee injury and then had surgery ... injured other knee in '00 spring.

HIGH SCHOOL: *Super Prep, Prep Star* and *Prep Football Report* all-midwest choice at Loyola Academy ... first-team all-Catholic League as a senior ... team captain his senior year and two-time

MVP ... three-year career totals of 2,078 yards rushing, 511 yards receiving and 24 TDs ... rushed for 868 yards with 11 TDs as a senior ... gained 756 yards with 10 TDs as a junior and 454 yards as a sophomore ... 3.2 GPA ... National Honor Society member ... Loyola Academy scholar ... coach was John Hoerster ... name is pronounced duh-MOOCHI.

PERSONAL: born 1/2/81 ... pre-business major ... mother's name is Yvonne.



#52 Mark Downing*
LB, 6-2, 235, Jr.
Middleton, WI
(High School)

IN 1999: special teams stand-out on kick coverage unit ... earned first letter in '99 ... credited with 10 tackles despite sitting out four midseason games with

shoulder injury ... eight of his stops came against Murray State (five) and Ball State (three) in opening two games.

IN 1998: member of Badger scout team defense ... saw action against Ohio and UNLV and recorded one tackle in each contest.

IN 1997: redshirted.

HIGH SCHOOL: all-state honors as a senior at Middleton ... team MVP and captain as a senior when he had 82 tackles and four fumbles caused ... all-league on offense and defense twice in his career ... football, hockey and track letterman ... coach was Kurt Gundlach.


PERSONAL: born 8/29/78 ... agricultural business management major ... parents are Jim and Lois.

Career Statistics

Year	UT	AT	Tot.	TFL	Sacks	FC	FR	Int	PD
1998	1	1	2	0-0	0-0	0	0	0	0
1999	6	4	10	0-0	0-0	0	0	0	0
Total	7	5	12	0-0	0-0	0	0	0	0

1998 (solos-assists-total): Ohio 1-0-1; UNLV 0-1-1

1999 (solos-assists-total): Murray State 2-3-5; Ball State 2-1-3; Indiana 1-0-1; Michigan State 1-0-1




#69 Jeremy Dox
OL, 6-3, 288, Jr.
St. Paul, MN
(Cretin-Derham Hall)

AT WISCONSIN: back-up lineman during three years at UW ... started on defense, but moved to right guard in 1998 ... redshirt season was 1997 ... named '97

scout team P.O.W. vs. Northwestern.

HIGH SCHOOL: three-time all-conference pick and two-time all-state at Cretin-Derham Hall ... regional all-American and second-best defensive line prospect in Big Ten region by *Prep Star* ... all-state honors on both sides of the ball ... team captain ... 27 career sacks, including 11 in senior campaign ... same high school as former Badgers Derek Engler, Carl McCullough and Tim Rosga ... coaches were Rich Kallok and Mal Scanlan.

PERSONAL: born 1/1/79 ... behavioral science and law major ... parents are Ronald and Pamela.



#3 Lee Evans*
WR, 5-11, 186, So.
Bedford, OH (High School)

IN 1999: one of two true freshmen (B.J. Tucker is other) to see action in '99 ... worked way into two-deep lineup at flanker behind Nick Davis ... caught three passes for a 25.3-yard average ... a

64-yard TD play vs. Ball State was team's second-longest reception of season ... missed three mid-year games with ankle sprain ... started at Purdue and vs. Iowa ... other catches came against Michigan (eight) and Purdue (four).

HIGH SCHOOL: top-50 player in the midwest by *Prep Football Report*, *Prep Star* and *Super Prep* at Bedford ... first-team all-state his senior year ... team MVP and captain his last season ... career totals of 38 catches for 984 yards (25.6 average) and 12 touchdowns ... averaged 28.7 yards on 20 receptions as a senior ... scored eight TDs (40 percent of his catches) ... intercepted four passes and blocked three kicks as a senior ... 18 catches (22.5 average) as a junior ... averaged 17.7 yards per rush his junior season ... biggest sports thrill was making 81-yard TD catch in homecoming game as a junior ... second at state track meet in 300-meter hurdles ... 3.3 GPA ...


three-time academic all-conference team ... same high school as Badger wide receiver Chris Chambers ... coach was Jim Hodakievic.

PERSONAL: born 3/11/81 ... education major ... parents are Lee and Annette.

Career Statistics

Year	Rec	Yards	Avg	TDs	Lg
1999	3	76	25.3	1	64
Total	3	76	25.3	1	64

1999 (receptions-yards-TDs): Ball State 1-64-1; Michigan 1-8-0; Purdue 1-4



#4 Eddie Faulkner***
RB, 5-11, 196, Sr.
Muncie, IN (Central)

NOTEBOOK ITEMS: three-year tailback (814 rushing yards) moved to defense (SS) during Rose Bowl drills ... changed back to tailback in spring.

IN 1999: shared back-up tailback slot with Michael Bennett until late in season ... switched to defense (strong safety) during bowl game preparations ... rushed for 288 yards, fourth-most on team, and scored two TDs ... best game came at Cincinnati (72 yards) in relief of Dayne who was bothered by an ankle sprain ... 62 yards rushing on eight carries (7.8 average) against Indiana ... added a 19-yard reception vs. Hoosiers ... scored touchdowns vs. Murray State and Ohio State.

IN 1998: fourth on team in rushing, despite missing two games with shoulder injury ... season-best 45 yards and a TD in 31-0 win at Iowa ... ran for 35 yards vs. Penn State ... 32 yards on eight carries against UCLA in Rose Bowl ... suffered shoulder separation at the end of camp ... reinjured shoulder at San Diego State.

IN 1997: rushed for 353 yards on 90 carries in relief role at tailback ... came off the bench (when Dayne was injured on the first series) to spark upset of 14th-rated Iowa with a career-high 119 yards on 26 carries ... four-yard run was Badgers' only TD in 13-10 win over the Hawkeyes ... started following week vs. No. 1-ranked Michigan when Dayne was out ... added 114 yards on 31 carries in win at San Jose State ... only Dayne (2,109 yards), Brooks Bollinger (454) and Terrell Fletcher (446) ran for more yardage as freshmen during Alvarez' tenure.

IN 1996: redshirted ... scout team MVP twice (Eastern Michigan and Michigan State).

HIGH SCHOOL: first-team all-state after rushing for 1,606 yards and 19 TDs at Central ... regional all-America honors from *Super Prep* and *Blue Chip* ... captain in football and basketball ... school records with 3,441 yards rushing and 172 points in career ... nine interceptions and 175 tackles in career ... gained 1,378 yards in junior campaign ... won the 100 (10.7), 200 (21.9) and 400 (48.8) meters at conference track meet as a senior ... 3.0 GPA ... coach was Terry Hitchcock.

PERSONAL: born 10/20/77 ... history major ... parents are Edgar and Ermalene.


Career Statistics

Year	Att	Yards	Avg	TDs	Lg
1997	90	353	3.9	1	21
1998	59	173	2.9	2	14
1999	60	288	4.8	2	20
Total	209	814	3.9	5	21

1997 (attempts-yards-TDs): Boise State 3-16-0; San Jose State 31-114-0; San Diego State 4-21-0; Illinois 10-36-0; Purdue 9-33-0; Minnesota 1-10-0; Iowa 26-119-1; Michigan 4-1-0; Penn State 2-3-0

1998 (attempts-yards-TDs): San Diego State 7-16-0; Northwestern 6-18-0; Indiana 2-1-0; Illinois 7-14-1; Iowa 9-45-1; Minnesota 5-11-0; Michigan 1-1-0; Penn State 14-35-0; UCLA 8-32-0

1999 (attempts-yards-TDs): Murray State 6-32-1; Ball State 4-21-0; Cincinnati 17-72-0; Michigan 2-2-0; Ohio State 7-30-1; Minnesota 5-11-0; Indiana 8-62-0; Michigan State 6-22-0; Iowa 5-36-0



#45 Nick Greisen**
LB, 6-2, 238, Jr.
Sturgeon Bay, WI
(High School)

IN 1999: earned second letter after backing up at linebacker and serving on kick coverage units ... named scout team P.O.W. vs. Iowa ... credited with 10 tackles ... saw action in all 12 contests ... two tackles in three different games (Ball State, Ohio State and Minnesota) ... credited with a quarterback sack for minus seven yards vs. Indiana.

IN 1998: 14 tackles as a true freshman ... worked into two-deep lineup before a pulled hamstring shelved him for five games ... forced into lineup at Michigan when Chris Ghidorzi was injured and Roger Knight broke his arm in the first half ... Greisen recorded a career-best 12 tackles against the Wolverines ... forced a fumble and had a tackle for loss at Michigan ... saw action in Rose Bowl win over UCLA and registered two stops.

HIGH SCHOOL: *Super Prep* all-American at Sturgeon Bay ... top linebacker prospect in state according to *PrepStar* ... first-team all-state by *Milwaukee Journal Sentinel* ... Packerland Conference back of the year ... participated in Wisconsin Shrine Game ... 115 tackles and four interceptions in senior year ... career-best 155 stops and five fumbles caused as a junior ... holds school records for longest punt (79 yards) and single-game rushing (265 yards on 10 carries) ... career total of 1,397 yards rushing, 742 yards receiving, 19 TDs, 335 tackles, seven sacks, eight fumbles caused and six fumbles recovered ... cousin, Casey Rabach, is Wisconsin's starting center ... honor roll as a senior ... coach was Gordon Saron.


PERSONAL: born 8/10/79 ... agricultural business management major ... parents are Ron and Mary.

Career Statistics

Year	UT	AT	Tot.	TFL	Sacks	FC	FR	Int	PD
1998	6	8	14	1-2	0-0	1	0	0	0
1999	4	6	10	1-7	1-7	0	0	0	0
Total	10	14	24	2-9	1-7	1	0	0	0

1998 (solos-assists-total): Michigan 5-7-12; UCLA 1-1-2

1999 (solos-assists-total): Murray State 1-0-1; Ball State 0-2-2; Cincinnati 1-0-1; Ohio State 1-1-2; Minnesota 0-2-2; Indiana 1-0-1; Michigan State 0-1-1




#90 Aaron Habermann
LT, 6-3, 256, Jr.
Hartland, WI (Arrowhead)

AT WISCONSIN: back-up on defensive line and scout team performer for three years ... red-shirt season was 1997 ... scout team defensive P.O.W. prior to the '97 Indiana game.

HIGH SCHOOL: all-America by *Super Prep* and all-midwest honors by Tom Lemming's *Prep Football Report* at Arrowhead ... 30 tackles in only five games (due to a back injury) as a senior ... returned from injury to play final regular season game and through playoffs ... helped team to state title in 1997 ... same school as Badger Mike Solwold ... coached by Tom Taraska.

PERSONAL: born 6/27/79 ... journalism major ... guardian is Rachel.



#42 Ben Herbert**
Rush, 6-4, 247, Jr.
McDonald, PA
(West Allegheny)

IN 1999: former linebacker moved to rush end in '99 ... credited with 13 tackles to earn second letter ... best game was in Rose Bowl vs. Stanford ... credited with

two stops behind the line of scrimmage (minus 20 yards) ... nine-yard tackle for loss at No. 12 Ohio State ... three tackles vs. No. 12 Buckeyes were a season high ... two solo stops in Ball State and Iowa games.

IN 1998: first-year freshman ended year in two-deep ... played primarily on special teams and made five tackles ... two stops in first college appearance against UNLV ... one of nine true freshmen to see action.

HIGH SCHOOL: all-American by *Super Prep* at West Allegheny ... named to *Pittsburgh Post-Gazette* "Fabulous 22" squad ... first-team all-state by Associated Press ... honorable mention *USA Today* all-American ... one of the top 25 linebackers nationally by ESPN ... named to *Washington Tribune-Review* all-area team ... credited with 331 career tackles in three seasons ... recovered 13 fumbles and intercepted 11 passes ... No. 1 in school history for career "defensive points" ... returned two picks for TDs during career ... 135 tackles, six fumbles recovered and five interceptions as a senior ... 3.3 GPA ... honor roll three times ... coach was Robert Palko.


PERSONAL: born 11/30/79 ... kinesiology major ... parents are Jim and Linda.

Career Statistics

Year	UT	AT	Tot.	TFL	Sacks	FC	FR	Int	PD
1998	3	2	5	0-0	0-0	0	0	0	0
1999	10	3	13	3-29	3-29	0	0	0	0
Total	13	5	18	3-29	3-29	0	0	0	0

1998 (solos-assists-total): UNLV 1-1-2; Northwestern 1-0-1; Illinois 0-1-1; Michigan 1-0-1

1999 (solos-assists-total): Murray State 0-1-1; Ball State 2-0-2; Ohio State 2-1-3; Purdue 1-0-1; Iowa 2-0-2; Stanford 2-0-2




#11 Devery Hughes*
DB, 5-11, 189, So.
Los Angeles, CA (Fremont)

IN 1999: limited action in secondary coming off the bench ... earned first letter ... intercepted a pass against Indiana and returned it 17 yards.


IN 1998: redshirted ... moved from receiver to safety in fall camp.

HIGH SCHOOL: all-city receiver after making 41 catches for 738 yards (18.0 average) and nine touchdowns at Fremont ... 18 career TD receptions ... team made semi-finals of city playoffs as a senior ... ran hurdles in track ... 3.0 GPA ... coach was Peter Duffy.

PERSONAL: born 5/2/80 ... Afro-American studies major ... mother's name is Kim.



Ben Herbert sacks Stanford QB Todd Husak in the 2000 Rose Bowl. Herbert had two tackles for loss in the Badger win.




#23 Josh Hunt
WR, 5-9, 172, Jr.
Thiensville, WI
(Homestead)

AT WISCONSIN: scout squad wide receiver ... on depth chart as a punt returner ... redshirt was 1997 ... scout team offensive MVP prior to Boise State in '97.

HIGH SCHOOL: second-team all-state by *Milwaukee Journal Sentinel* and honorable mention by Associated Press at Homestead ... captain and team MVP as a senior ... rushed for 985 yards (9.7 average) and 18 touchdowns in 1996 ... averaged more than 18 yards on punt returns, including two for TDs his senior year ... more than 1,800 yards rushing in career ... anchored third-place 4x100-meter relay team at state ... all-league in track ... four-year honor roll ... 3.5 GPA ... coach was Dave Keel.

PERSONAL: born 12/29/78 ... business major ... parents are Randy and Janet.




#55 Travis Jack
OLB, 6-0, 224, Fr.
Green Bay, WI
(Notre Dame)

IN 1999: redshirted ... made position change from inside linebacker to outside linebacker in spring.

HIGH SCHOOL: one of the top 75 prospects in the midwest according to *Prep Football Report* at Notre Dame ... conference Defensive Lineman of the Year and all-state by the coaches association in 1998 ... registered 101 tackles, 12 for loss, as a senior ... scored 11 TDs and made 142 stops (17 for loss) in junior campaign ... career totals of 1,532 yards rushing, 19 TDs, 212 tackles, 35 hits behind the line of scrimmage and four interceptions ... listed in *Who's Who Among High School Students* ... 3.0 GPA ... attended same school as UW tackle Eric Mahlik ... coach was John Nowak.

PERSONAL: born 8/16/80 ... pre-business major ... mother's name is Catherine.



#76 Josh Jakubowski**
OL, 6-6, 331, Sr.
Schofield, WI (D.C. Everest)

AT WISCONSIN: three-year back-up on line ... biggest player on the team ... has a shot to earn playing time at tackle with graduation of Mark Tauscher ... earned letters in 1997 and 1999 ... won

weekly scout team P.O.W. honor vs. Michigan in '99 ... has practiced at both guard and tackle.

HIGH SCHOOL: *Parade* all-American at D.C. Everest ... Gatorade all-American and Wisconsin player of the year ... selected to *Prep Star's* elite "Dream Team" ... earned a "five-star" rating from *College Football Experts* ... all-state by *Milwaukee Journal Sentinel* ... team captain as a senior ... three-year starter on offensive line ... two-time Channel 7 all-star ... biggest sports thrill was picking up a football and returning it for a TD ... coached by Wayne Steffenhagen.

PERSONAL: born 8/3/78 ... elementary education major ... parents are Ron and Carol.




#72 Al Johnson*
OL, 6-4, 281, So.
Brussels, WI
(Southern Door)

AT WISCONSIN: earned first letter during '99 Rose Bowl championship season ... No. 2 center behind all-league choice Casey Rabach ... one of three players on

the roster from Southern Door ... redshirt was 1998.

HIGH SCHOOL: made *Prep Football Report* second-team all-America unit at Southern Door ... top 20 lineman nationally by *Super Prep* ... named to *PrepStar* all-America "Dream Team" ... an *Athlon's* top 100 prospect ... Wisconsin's top player by *Street & Smith's* ... *Milwaukee Journal Sentinel* first-team all-state as an offensive guard and defensive end ... *Journal Sentinel's* second-best prospect in state ... Packerland Conference player of the year in football and basketball ... played in Wisconsin Shrine Game ... 108 tackles, including 22 for loss, in '97 ... recorded 10 sacks, 25 QB hurries, 11 passes broken up and four fumbles caused as a senior ... won two state track titles in shot put ... cousin, Ben, is an offensive tackle for the Badgers ... coach was Brent Claffin.

PERSONAL: born 1/27/79 ... history major ... parents are Richard and Robin.




#64 Ben Johnson*
OL, 6-7, 323, So.
Brussels, WI
(Southern Door)

AT WISCONSIN: won first letter during Badgers' Big Ten championship season in 1999 ... challenged for starting slot in '99 at RT, but moved to left side when

Mark Tauscher won the job ... enters 2000 as top candidate to replace Outland Trophy finalist Chris McIntosh at LT ... redshirt season was 1998.

HIGH SCHOOL: named to *Super Prep's* national top-50 list at Southern Door ... made *PrepStar* all-America "Dream Team" and was that publication's top-rated lineman nationally ... first-team all-state ... rated No. 1 player in state by *Badger Recruiting News* ... *Athlon's* top 100 player ... *Street & Smith's* top five line prospect nationally ... played in Wisconsin Shrine Game ... all-conference and all-district honors on both sides of the ball ... captain as a senior ... biggest sports thrill was intercepting a pass and returning it for a TD ... cousin, Al, is also a UW lineman ... coach was Brent Claflin.

PERSONAL: born 4/7/80 ... sociology major ... mother's name is Sue.




#56 Jason Jowers*
OL, 6-6, 303, So.
Libertyville, IL
(High School)

AT WISCONSIN: second-team left guard in '99, playing behind all-league choice Bill Ferrario ... limited playing time on second unit ... practiced at center

during 2000 spring workouts ... worked at both guard and tackle in career ... won first letter ... redshirt season was 1998.

HIGH SCHOOL: all-region honoree by *Super Prep* and *PrepStar* at Libertyville ... all-state (by coaches association), all-conference (*Daily Herald*) and all-Lake Shore (*Pioneer Press*) laurels as a senior ... 3.2 GPA ... four-year honor roll student ... coach was Randy Kuceyeski.

PERSONAL: born 9/9/80 ... communication arts major ... parents are Marshall and Kathy.




#59 Brad Koranda
LB, 6-0, 220, Fr.
Sun Prairie, WI
(High School)

AT WISCONSIN: 1999 red-shirt.

HIGH SCHOOL: two-time all-conference mention in football at Sun Prairie ... all-league mention in baseball ... team captain as a senior when school won conference title ... made century mark in tackles as a senior (124) and junior (111) ... six career interceptions ... academic all-state in baseball ... 4.0 GPA as a prep ... coached by Mike Hahn.

PERSONAL: born 1/19/81 ... accounting major ... parents are Michael and Pamela.



#41 Chad Kuhns**
FB, 6-1, 234, Jr.
Bellevue, OH (High School)


Kuhn's Honors

- 1999 Academic all-Big Ten

IN 1999: first season as starter at fullback ... eight starts in '99 when Badgers opened with normal two-back set ... played all 12 games and paved the way for Ron Dayne's record-breaking senior season ... gave Badgers a lift this season with both his rushing (5.8 per carry) and receiving (11 receptions) skills ... 212 all-purpose yards was most by a fullback at Wisconsin since Ron Johnson had 268 in 1994 ... top rushing game at Cincinnati (29 yards on three attempts) ... scored on a five-yard run vs. Indiana ... three catches at Ohio State (17.0 average) was best effort ... opened scoring vs. Iowa with a four-yard TD catch ... tied career-best with three pass receptions (39 yards) against Hawkeyes ... returned two kickoffs (27 yards) on short kicks ... four plays longer than 20 yards were fourth-most on club.

IN 1998: back-up to four-year starter Cecil Martin ... two carries for seven yards against Ohio ... two receptions for 17 yards and his lone TD vs. Bobcats ... played against Ohio just days after his father passed away ... returned three short kickoffs for an 11-yard average.

IN 1997: redshirted.



Fullback Chad Kuhns looks to have the ball in his hands more in 2000. He averaged 5.8 yards per carry and caught 11 passes last fall.

HIGH SCHOOL: first-team all-state as a senior at Bellevue ... first-team all-conference on both sides of the ball and district offensive player of the year as a senior ... team captain and MVP ... all-conference mention his final three seasons ... coach was Ed Nasonti.

PERSONAL: born 10/17/78 ... kinesiology major ... mother's name is LaVonne ... brother, Russ, is a line-backer for the Badgers.


Career Statistics

Year	Att	Yds	Avg	TDs	Lg
1998	4	9	2.3	0	6
1999	9	52	5.8	1	26
Total	13	61	4.7	1	26

Year	Rec	Yards	Avg	TDs	Lg
1998	4	23	5.8	1	13
1999	11	133	12.1	2	29
Total	15	156	10.4	3	29

1998 (attempts-yards-TDs): Ohio 2-7-0; UNLV 1-1-0; Northwestern 1-1-0

1999 (attempts-yards-TDs): Ball State 1-3-0; Cincinnati 3-29-0; Minnesota 1-3-0; Indiana 1-5-1; Michigan State 1-2-0; Stanford 2-10-0



#50 Russ Kuhns
LB, 6-0, 231, So.
Bellevue, OH (High School)

COLLEGE CAREER: played one season of college football at Findlay College ... scout team defensive player of the year at Wisconsin for Rose Bowl champs in '99 while he redshirted ... won scout team honors vs. Ball State and Purdue in 1999.

HIGH SCHOOL: three-time all-league mention in football and wrestling at Bellevue ... finished fifth in state wrestling meet as a senior ... all-state mention on offense (senior) and defense (junior) ... captained wrestling team twice and football and track once each ... team MVP in all three sports his senior year ... rushed for 1,716 yards and 15 touchdowns as a senior ... made 76 tackles (10 sacks) his last season ... more than 2,000 career rushing yards ... 33 QB sacks and 10 fumbles recovered in career ... coached by Ed Nasonti.

PERSONAL: born 11/10/79 ... psychology major ... mother's name is LaVonne ... brother, Chad, is Wisconsin's starting fullback.



#71 Brian Lamont*
OL, 6-8, 333, Jr.
Browntown, WI (Monroe)

NOTEBOOK ITEM: tallest player on squad (along with Dague Retzlaff).


IN 1999: battled senior Mark Tauscher and freshman Ben Johnson for Aaron Gibson's vacated spot at right tackle ... injury during fall camp slowed progress ... served as Tauscher's back-up all season on right side ... earned first collegiate letter ... played sparingly with No. 2 offensive line.

IN 1998: reserve on offensive line ... backed up at tackle and played on scout team offense.

IN 1997: redshirted ... scout team offensive MVP vs. Northwestern ... shoulder surgery late in the season.

HIGH SCHOOL: regional all-American by *Prep Star* at Monroe ... played on state championship squads with the Cheesemakers ... eighth-best offensive line prospect in the midwest by *College Football Experts* ... voted team's most improved player as a junior ... coach was Pat Martin.

PERSONAL: born 3/12/79 ... meat and animal sciences major ... parents are Rodger and Linda.



#46 Jeff Mack
LB, 6-0, 236, Fr.
Madison, WI (West)

NOTEBOOK ITEM: third linebacker from West to come to Wisconsin since 1996, joining brothers Donnel and Bryson Thompson.

IN 1999: redshirted ... named defensive scout team P.O.W. vs. Michigan.

HIGH SCHOOL: a regional all-American by *Prep Football Report*, *Prep Star* and *Super Prep* at West ... starter in football (three years) and basketball (two) ... first-team all-state linebacker ... two-time football MVP ... played in Shrine Bowl game ... 137 tackles and four fumble recoveries in '98 ... rushed for 850 yards as a senior ... second on the team in tackles (100) as a junior to current Badger Bryson Thompson ... rushed for nearly 900 yards as a junior ... more than 2,000 yards rushing (22 TDs) and 300 tackles in prep career ... won an Outstanding Young Person Award from the Urban League in 1999 ... 3.4 GPA ... won a White House President's Award in 1995 ... President of Student Council (1994-95) ... named Rotary Club Outstanding Student ... coach was Jay Redders.

PERSONAL: born 2/20/81 ... biological sciences major ... parents are Jeff, Sr., and Kirbie ... father lettered as a wide receiver at the UW (1972-74) and finished career with 57 catches for 1,108 yards (11th in school history) ... father's average per catch (19.4) is second-best in Wisconsin history.



#30 Ryan Marks***
OLB, 6-1, 222, Sr.
Wisconsin Rapids, WI
(Lincoln)

IN 1999: eight tackles ... made name for himself on kick coverage units ... forced a fumble on second half kickoff at Ohio State to set up a score ... recovered a fumble on a

muffed punt at Cincinnati in fourth quarter ... named Wisconsin's special teams P.O.W. against both Cincinnati and Ohio State ... earned third letter.

IN 1998: extensive time on special teams ... earned a reputation as a playmaker on the kick coverage teams ... credited with 10 stops ... scored a touchdown when he recovered a blocked punt by Tim Rosga against

Northwestern ... it was the first blocked punt recovered for a TD by the Badgers since Bob Adamov against the Wildcats in 1996.

IN 1997: three stops on kick coverage team.

IN 1996: redshirted.

HIGH SCHOOL: all-state in football (once) and track (twice) at Lincoln ... recorded 102 tackles and returned six career kicks (three punts and three kickoffs) for TDs ... eight letters as a prep, including four in track ... team track MVP as a senior ... captained track and football teams ... honor roll ... coach was Ken Biegel.

PERSONAL: born 3/2/78 ... business: finance, investment and banking major ... parents are Dana and Terri.


Career Statistics

Year	UT	AT	Tot.	TFL	Sacks	FC	FR	Int	PD
1997	1	2	3	0-0	0-0	0	0	0	0
1998	6	4	10	0-0	0-0	0	0	0	0
1999	1	7	8	0-0	0-0	1	1	0	0
Total	8	13	21	0-0	0-0	1	1	0	0

1997 (solos-assists-total): Northwestern 0-1-1; Purdue 0-1-1; Iowa 1-0-1

1998 (solos-assists-total): San Diego State 1-0-1; Ohio 0-1-1; UNLV 1-1-2; Northwestern 1-0-1; Indiana 2-0-2; Illinois 0-1-1; Iowa 1-0-1; Michigan 0-1-1

1999 (solos-assists-total): Ball State 0-1-1; Michigan 0-1-1; Ohio State 0-1-1; Indiana 0-1-1; Michigan State 0-1-1; Northwestern 0-1-1; Purdue 1-0-1; Iowa 0-1-1




#89 Jesse Mayfield
LT, 6-6, 277, Fr.
Indianapolis, IN
(Ben Davis)

IN 1999: redshirted ... scout team defensive P.O.W. honors against Murray State.

HIGH SCHOOL: *Prep Football Report* all-American at

Ben Davis ... top 100 player according to the *National Recruiting Advisor* ... all-state honors by *Indianapolis Star* in 1998 ... made *Bloomington Herald Times* "Top 33" all-star squad ... school's defensive lineman of the year ... school's Freshman Athlete of the Year ... registered 78 tackles, 10 sacks and five fumbles caused in 1998 ... biggest sports thrill was an 85-yard interception return for a TD in the RCA Dome ... went to regionals in shot put (55 feet) ... coach was Dick Dullaghan.

PERSONAL: born 10/26/79 ... undecided on major ... parents are Jesse, Sr., and Brenda.



#43 Delante McGrew**
Rush, 6-4, 227, Jr.
Brooklyn, OH (St. Edward)

IN 1999: back-up time at rush end ... earned second letter ... two stops (one vs. Murray State and at Northwestern) ... had a tackle for loss in opener against Murray State ... played in five outings.

IN 1998: a reserve at outside linebacker and special teams performer.

IN 1997: redshirted.


HIGH SCHOOL: a top-rated prospect in state by *Ohio Sports* at St. Edward ... team's most valuable linebacker as a senior ... first-team all-state ... regional all-American ... 79 tackles, including 20 for a loss, and three interceptions during senior campaign ... all-county and all-district as a junior ... 186 career tackles, including 50 for a loss ... coached by Jim McQuaide.

PERSONAL: born 5/7/79 ... history major ... father is Louis and mother is Lenora.

Career Statistics

Year	UT	AT	Tot.	TFL	Sacks	FC	FR	Int	PD
1999	1	1	2	1-1	0-0	0	0	0	0
Total	1	1	2	1-1	0-0	0	0	0	0

1999 (solos-assists-total): Murray State 1-0-1; Northwestern 0-1-1




#32 Matt Mialik
TE, 6-0, 242, Fr.
Verona, WI (Middleton)

AT WISCONSIN: '99 redshirt.

HIGH SCHOOL: named to all-conference and all-area teams at Middleton ... senior year team captain ... won two letters in track and football.

PERSONAL: born 9/16/80 ... undecided on major ... parents are Larry and Jane ... father played football at Wisconsin and ranks 17th in career receiving at UW.



#85 Doug Mittelstaedt
DL, 6-1, 286, So.
Reedsburg, WI
(High School)

AT WISCONSIN: redshirted in '98 ... named defensive scout team P.O.W. before the '99 Iowa game.

HIGH SCHOOL: earned eight letters in football, wrestling and track at Reedsburg ... all-conference in all three sports his last two seasons ... honorable mention all-state honors on gridiron as a senior ... two-year captain in football and once in track ... MVP once in football and twice in wrestling ... four-year honor roll student.

PERSONAL: born 10/18/79 ... agricultural business management major ... parents are Duane and Gloria.




#65 Nick Mueller
DL, 6-1, 275, Jr.
Plymouth, WI
(High School)

AT WISCONSIN: scout team fullback for three years ... made change to defensive line during 2000 spring ... saw his first college action vs. Indiana in 1999 and

recorded a five-yard run in win over Hoosiers ... red-shirted in 1997 when he was scout team offensive player of the year as chosen by the coaches ... two-time (San Jose State and Indiana) scout team player of the week in a three-week stretch during '97.

HIGH SCHOOL: first team all-state linebacker and running back at Plymouth ... conference offensive and defensive player of the year ... captain and MVP twice in career ... two-time first-team all-conference on offense and defense ... rushed for 2,561 yards in career ... totaled 1,619 yards (8.9 average) as a senior ... top game was a 19-carry, 311-yard effort ... won 12 letters as a prep in football (four), alpine skiing (four) and track (four) ... National Honor Society member ... coaches were Pat Brunet and Jim Beaver.

PERSONAL: born 10/16/78 ... agricultural business management major ... parents are John and Bonnie.



#97 Kirk Munden
K, 5-9, 170, Fr.
Eau Claire, WI (North)

AT WISCONSIN: redshirted in 1999.

HIGH SCHOOL: first-team all-state punter by AP with a 45.2-yard average at North ... all-region and first-team all-league (punter and receiver) ... MVP and captain as a senior ... 31 catches for school-record 631 yards his senior year ... played in Shrine Game ... career-long 47-yard FG ... hit 19-19 PATs as junior ... competed in high jump, long jump and triple jump at state track meet as a senior ... National Honor Society member ... coach was John Phelps.

PERSONAL: born 7/17/80 ... pre-engineering major ... parents are Scott and Ruth.




#62 Angelo Paganafanador
OL, 6-3, 297, Fr.
Pine Hill, NJ
(Overbrook Regional)

IN 1999: redshirted ... scout team offensive P.O.W. vs. Northwestern.

HIGH SCHOOL: named first-team all-Group IV as a senior at Overbrook ... second-team all-conference pick ... won letters in football (four), basketball (three) and track (one) ... three-year varsity team member ... started on offense and defense his junior and senior seasons ... same high school as NCAA career rushing leader Ron Dayne ... prep teammate of Nana Gillett-Spio, Byron Brown and Jerron Smith ... coach was Harvey Miller.

PERSONAL: born 4/11/81 ... undecided on major ... mother's name is Robin.



#98 Mark Neuser
K, 5-9, 164, Fr.
Milwaukee, WI (Marquette)

IN 1999: back-up to Vitaly Pisetsky ... made an extra point (Wisconsin's 50th points) in a win over Ball State.

HIGH SCHOOL: all-conference in football as a junior at Marquette ... lettered in football and track ... team played in state championship football game ... coach was Dick Basham.

PERSONAL: born 4/1/80 ... art major ... parents are Frank and Kathleen.



#94 George Pratt**
LT, 6-5, 305, Jr.
Chicago, IL (Curie)


IN 1999: won second letter at UW ... reserve defensive lineman ... named scout team P.O.W. on defense vs. Ohio State.

IN 1998: played in six games ... credited with three tackles (recording one stop vs. UNLV, Indiana and Illinois).

IN 1997: redshirted ... scout team defensive player of the year as named by coaching staff ... earned weekly scout team honor vs. Syracuse.

HIGH SCHOOL: first-team all-conference and second-team all-city at Curie ... honorable mention all-state ... captain as a senior ... finished second on the team in tackles and sacks as a senior ... coached by Lou Acevedo.

PERSONAL: born 12/15/78 ... Afro-American studies major ... mother's name is Jacqueline.



#74 Fred Nieforth
OL, 6-8, 275, Fr.
Antigo, WI (High School)

AT WISCONSIN: '99 redshirt.


HIGH SCHOOL: second-team all-conference as a junior and senior at Antigo ... captain as a senior ... lettered in football and basketball ... four-year honor roll ... coach was Ron Dillahunt.

PERSONAL: born 7/8/81 ... pre-engineering major ... parents are Mark and Bonnie.

Career Statistics

Year	UT	AT	Tot.	TFL	Sacks	FC	FR	Int	PD
1998	0	3	3	0-0	0-0	0	0	0	0
1999	0	0	0	0-0	0-0	0	0	0	0
Total	0	3	3	0-0	0-0	0	0	0	0

1998 (solos-assists-total): UNLV 0-1-1; Indiana 0-1-1; Illinois 0-1-1



#87 Dague Retzlaff***
TE, 6-8, 281, Sr.
Crystal, MN (Armstrong)

Retzlaff's Honors

- 1999 Academic all-Big Ten

NOTEBOOK ITEMS: started at tight end in 16 games at UW ... tallest player on team.

IN 1999: earned academic all-league honors as well as his third letter ... split time with fellow junior John Sigmund at TE ... started in six games the second half of the season ... credited with six receptions, including a three yarder to open the Badgers' scoring at Purdue ... half of his catches (three) came in upset win at No. 12 Ohio State ... an improved blocker from TE post.

IN 1998: earned starting position in spring ... started opening six games and made catches in each contest ... an ankle injury kept him out of final six contests ... averaged 13.1 yards per catch ... season-long 34-yard reception down the sideline vs. UNLV ... personal-high 44 yards on three receptions against the Rebels ... scored his second career TD (seven yards) in UNLV game.

IN 1997: missed much of the year with a broken hand ... played in four games and earned his first letter ... returned late in the season and got extensive action at Penn State in season finale ... started Outback Bowl against Georgia and made his only catch of the season, a 12-yard touchdown from Scott Kavanagh.

IN 1996: redshirted ... scout team P.O.W. vs. Illinois.

HIGH SCHOOL: all-conference in basketball and football at Armstrong ... 44 career catches for 853 yards and six TDs ... same school as former Badger basketball players Jason Johnsen, Grant Johnson and 1999 NCAA West Regional MVP Jon Bryant ... member of National Honor Society ... coach was Dave Swanovich.

PERSONAL: born 7/21/78 ... business: real estate and urban land economics major ... parents are Kenneth and Paula.


Career Statistics

Year	Rec	Yards	Avg.	TDs	Lg
1997	1	12	12.0	1	12
1998	9	118	13.1	1	34
1999	6	49	8.2	1	12
Total	16	179	11.2	3	34


1997 (receptions-yards-TDs): Georgia 1-12-1

1998 (receptions-yards-TDs): San Diego State 1-1-0; Ohio 1-21-0; UNLV 3-44-1; Northwestern 2-16-0; Indiana 1-23-0; Purdue 1-13-0

1999 (receptions-yards-TDs): Ohio State 3-26-0; Minnesota 1-11-0; Northwestern 1-9-0; Purdue 1-3-1



Dague Retzlaff has started 16 games for the Badgers on the gridiron. The urban land economics major was academic all-Big Ten in '99.



#21 Jason Schick*
DB, 6-0, 201, Jr.
Sturgeon Bay, WI
(High School)

AT WISCONSIN: earned first letter as a collegian in '99 ... made five tackles in 1999 on special teams, including two stops at Minnesota ... academic all-Big

Ten choice in 1999 ... scout team defensive back for three years ... scout team defensive P.O.W. vs. Minnesota in 1998 ... walked on in 1997 and redshirted.


HIGH SCHOOL: all-conference in football and basketball at Sturgeon Bay ... captain as a senior ... led team with 750 yards rushing in 1996 ... topped conference in rushing and TDs as a junior ... five career interceptions ... led team in passing as a sophomore ... finished third at state in 100-meter dash ... National Honor Society ... coach was Gordy Saron.

PERSONAL: born 11/6/78 ... business major ... father is Robert and mother is Jill.


Career Statistics

Year	UT	AT	Tot.	TFL	Sacks	FC	FR	Int	PD
1999	2	3	5	0-0	0-0	0	0	0	0
Total	2	3	5	0-0	0-0	0	0	0	0

1999 (solos-assists-total): Murray State 1-0-1; Minnesota 1-1-2; Indiana 0-1-1; Northwestern 0-1-1



John Sigmund's top two receiving games as a Badger (38 vs. UCLA and 29 vs. Stanford) have come in the Rose Bowl.



#85 John Sigmund***
TE, 6-6, 271, Sr.
Sewell, NJ
(Milford Academy)

IN 1999: combined with Dague Retzlaff to give Wisconsin a good receiving and blocking threat at tight end ... earned starting tight end job in fall camp

... started opening five games before an ankle sprain at Ohio State forced him to miss a month ... six of his catches came in opening four weeks ... an excellent Rose Bowl vs. Stanford with two receptions for 29 yards ... a seven-yard reception on fourth-and-two kept a drive alive and his 22 yarder to the Stanford three-yard line set up a Badger score ... registered two receptions against both Murray State and Cincinnati, too.

IN 1998: spent most of the season as second-team tight end ... played a lot in two-TE formations ... participated on all special teams ... made his only two catches (for 38 yards) to help Badgers upset UCLA in the Rose Bowl ... caught a 30-yard pass from the Badger three-yard line to begin a third-quarter drive against Bruins.

IN 1997: true freshman played in all 13 games ... only catch was a 35-yard touchdown in victory at San Jose State ... one of seven first-year players to see action.

HIGH SCHOOL: all-state as a senior at Milford Academy ... *Super Prep* regional all-American ... two-time all-conference ... captain and MVP as a junior and senior ... 82 tackles, 12 QB sacks and two interceptions during senior season ... two-time all-conference and all-state as a senior in basketball ... coached by Paul Callahan.

PERSONAL: born 7/2/78 ... behavioral science and law major ... parents are John and Rita.


Career Statistics

Year	Rec	Yards	Avg.	TDs	Lg
1997	1	35	35.0	1	35
1998	2	38	19.0	0	30
1999	8	64	8.0	0	22
Total	11	137	12.5	1	35

1997 (receptions-yards-TDs): San Jose State 1-35-1

1998 (receptions-yards-TDs): UCLA 2-38-0

1999 (receptions-yards-TDs): Murray State 2-19-0; Ball State 1-3-0; Cincinnati 2-12-0; Michigan 1-1-0; Stanford 2-29-0




#27 Ryan Simmons
DB, 5-11, 188, So.
Verona, WI (High School)

AT WISCONSIN: redshirted in 1998 ... earned defensive scout team P.O.W. honors vs. Cincinnati in '99.

HIGH SCHOOL: all-Badger Conference on both sides of the ball as a senior at Verona ... *Wisconsin State Journal* and *Capital Times* all-area team ... rushed for 1,062 yards (15 TDs) as a senior and 1,384 in career ... led conference with six interceptions ... accounted for 50 percent of team's all-purpose yardage as a senior ... four-year high school honor roll ... coach was Mike Curtis.

PERSONAL: born 4/27/80 ... agricultural journalism major ... parents are Ken and Gail.



#93 Chuck Smith*
RT, 6-6, 277, Jr.
Elkhart, IN (Jimtown)

AT WISCONSIN: scout team defender and reserve on line ... earned first letter for the '99 Rose Bowl champs ... recorded two assists vs. Murray State in 1999 ... four-time scout team player of the

week in his career (vs. Michigan State in 1999, vs. Ohio and Illinois in 1998 and vs. San Jose State in 1997) ... redshirt season was 1997.

HIGH SCHOOL: all-state on both sides of the ball at Jimtown ... captain as a senior ... MVP on the offensive line as a junior and MVP on both lines as a senior ... 64 tackles, including 10 sacks, in senior season ... 26 career tackles for loss ... earned three baseball letters and was an all-conference pitcher ... attended same school as former Badger Marcus Carpenter ... coached by Bill Sharpe.

PERSONAL: born 7/1/78 ... communication arts major ... parents are Phil and Sherry.

Career Statistics

Year	UT	AT	Tot.	TFL	Sacks	FC	FR	Int	PD
1999	0	2	2	0-0	0-0	0	0	0	0
Total	0	2	2	0-0	0-0	0	0	0	0

1999 (solos-assists-total): Murray State 0-2-2



#86 Mike Solwold**
TE, 6-6, 236, Sr.
Hartland, WI (Arrowhead)

IN 1999: found his niche as long snapper for punts and placements ... replaced Mike Schneck, who left school early and signed a free agent contract with the Pittsburgh Steelers ... key element

for the Badgers' league-best kicking game ... won second letter as team's long snapper ... perfect on snaps during initial year as starter ... credited with two assists vs. Minnesota ... reserve tight end.


IN 1998: back-up long snapper ... contributed as scout team performer.

IN 1997: earned first letter as special teams player.

IN 1996: redshirted.

HIGH SCHOOL: *Prep Football Report*, *The Sporting News*, *National Recruiting Advisor*, Schutt Sports Group and *Super Prep* all-American at Arrowhead ... Gatorade state player of the year ... captain and MVP as a senior ... played in Wisconsin Shrine Game ... started on school's 1993 and 1994 state championship teams ... 39 career receptions ... 3.0 GPA ... coach was Tom Taraska.

PERSONAL: born 9/30/77 ... history major ... parents are John and Julie.




#19 Jim Sorgi
QB, 6-5, 186, Fr.
Fraser, MI (High School)

IN 1999: redshirted ... scout team offensive P.O.W. vs. Purdue.

HIGH SCHOOL: *USA Today* honorable mention all-American at Fraser ... *Detroit News* "Dream Team" quarterback ... captain of

Detroit Free Press all-East team ... first-team all-state, all-county and all-league in 1998 ... honorable mention all-state in basketball twice ... team football MVP twice ... owns 17 school passing records ... completed 92-149 passes (.617) for 1,763 yards in 1998 ... 19 TDs and only eight interceptions ... 92 completions in '98 set a school record formerly held by Toronto pitcher Pat Hentgen ... passed for 1,360 yards (68-118, .576) as a junior ... intercepted school-record 16 passes in career ... averaged nearly a double-double in basketball and hit .450 in baseball ... 3.7 GPA ... made honor roll every quarter for four years ... coach was Ray Barr.

PERSONAL: born 12/3/80 ... pre-business major ... parents are Jim and Gail.



#99 Jake Sprague**
NT, 6-4, 273, Jr.
Oak Creek, WI
(High School)

IN 1999: promising lineman saw a lot of playing time and recorded 23 tackles ... best efforts came vs. Cincinnati and Iowa with five stops in each of those games

... started against Michigan when John Favret was hampered with an injury and vs. Iowa for ailing Wendell Bryant ... recorded tackles behind the line against Murray State, Ball State and Indiana.

IN 1998: true freshman impressed at fall camp and moved into two-deep lineup immediately ... started vs. UCLA in Rose Bowl when Tom Burke was benched the first series for disciplinary reasons ... saw action in 10 games and made 10 tackles ... Sprague had three tackles in consecutive games against Ohio and UNLV ... recorded a tackle for loss vs. Ohio.

HIGH SCHOOL: *Super Prep* all-American at Oak Creek ... made *Prep Football Report* third-team all-America unit ... named to *PrepStar* "Dream Team" ... state player of the year by AP and WHSCA ... consensus first-team all-state on offense and defense ... played for state runner-up as a senior ... *Milwaukee Journal Sentinel* Player of the Year ... played in state Shrine Game ... team captain and MVP as senior ... career totals of 195 tackles, including 62 (31 percent) for loss and school-record 35 quarterback sacks ... caused nine fumbles and recovered five others in '97 ... made school's high honor roll ... coach was Joe Koch.

PERSONAL: born 10/1/79 ... behavioral science and law major ... parents are Thomas and JoAnn.

Career Statistics

Year	UT	AT	Tot.	TFL	Sacks	FC	FR	Int	PD
1998	3	7	10	1-5	0-0	0	0	0	1
1999	8	15	23	3-12	2-7	0	0	0	0
Total	11	22	33	4-17	2-7	0	0	0	1

1998 (solos-assists-total): Ohio 2-1-3; UNLV 0-3-3; Northwestern 0-1-1; Illinois 0-1-1; UCLA 1-0-1

1999 (solos-assists-total): Murray State 1-0-1; Ball State 1-2-3; Cincinnati 2-3-5; Michigan 0-2-2; Ohio State 2-1-3; Minnesota 0-1-1; Indiana 1-0-1; Northwestern 0-1-1; Purdue 0-1-1; Iowa 1-4-5



#32 Bryson Thompson**
LB, 6-1, 220, Jr.
Madison, WI (West)

NOTEBOOK ITEM: moved to inside linebacker in spring where he is battling for starting slot ... has played in the secondary and at OLB in career.

IN 1999: saw action in seven games and started vs. Cincinnati ... in that contest, he and brother Donnel became the first brothers to start at the UW since Dennis and Steve Lick in 1975 ... hampered by injuries all season ... eight tackles, including one for a loss, in the Michigan game ... knee surgery in November ended season.

IN 1998: made mid-year position switch from safety to linebacker ... joined older brother, Donnel, as a Badger LB ... two tackles at Iowa were his best.

HIGH SCHOOL: all-midwest region honors according to *Super Prep* and *PrepStar* at West ... second-team all-state by *Milwaukee Journal Sentinel* ... averaged 20 tackles per game and picked off five passes as a senior ... brother, Donnel, finished career as school's 10th all-time leading tackler ... Donnel is a Badger student coach this season ... high school teammate of Badger Jeff Mack ... coach was his father, Curtis.


PERSONAL: born 1/17/80 ... sociology major ... parents are Curtis and Barbara.

Career Statistics


Year	UT	AT	Tot.	TFL	Sacks	FC	FR	Int	PD
1998	3	1	4	0-0	0-0	0	0	0	0
1999	2	6	8	1-1	0-0	0	0	0	0
Total	5	7	12	1-1	0-0	0	0	0	0

1998 (solos-assists-total): UNLV 1-0-1; Northwestern 1-0-1; Iowa 1-1-2

1999 (solos-assists-total): Murray State 1-1-2; Ball State 0-2-2; Michigan 1-0-1; Indiana 0-2-2; Michigan State 0-1-1



Jake Sprague registered a career-high 23 stops in 1999.



#23 B.J. Tucker*
DB, 5-11, 169, So.
Bayside, WI (Nicolet)

NOTEBOOK ITEMS: finished second in Big Ten indoor track meet in 60 meters to teammate Michael Bennett ... finished third in league outdoor 100 meters to Badgers Bennett and

Len Herring ... member of Big Ten championship teams in football (1999) and indoor and outdoor track (2000).

IN 1999: joined Lee Evans as only true freshman to play for Big Ten and Rose Bowl champs ... recorded lone tackle vs. Iowa in regular-season finale.


HIGH SCHOOL: *Super Prep* all-America defensive back at Nicolet ... top-50 prospect in the midwest by Tom Lemming's *Prep Football Report* ... North Shore Conference defensive back of the year in 1998 ... led team in rushing as a junior ... four-time team track MVP ... football MVP as a senior when he caught 38 passes for 628 yards ... returned nine kicks for a 26-yard average ... Wisconsin 1998 track "Athlete of the Year" by the prep coaches association ... 100 and 200-meter track champion at the Nike Junior Olympics in Seattle ... won six state track titles in Wisconsin (two each in the 100 and 200 and the 400 relay) ... moved to Wisconsin from state of Washington as a junior ... 3.2 GPA ... National Honor Society member ... football coach was Dave Quam and track coach was Dan Knoebel.

PERSONAL: born 10/12/80 ... pre-business major ... parents are Alex and Linda.

Career Statistics

Year	UT	AT	Tot.	TFL	Sacks	FC	FR	Int	PD
1999	1	0	1	0-0	0-0	0	0	0	0
Total	1	0	1	0-0	0-0	0	0	0	0

1999 (solos-assists-total): Iowa 1-0-1



#82 Rob Tucker
TE, 6-4, 246, Fr.
Fort Wayne, IN (Northrop)


IN 1999: redshirted ... earned scout team offensive P.O.W. accolades vs. Ohio State.

HIGH SCHOOL: rated as one of the top 75 players in midwest by *Prep Star* and Tom

Lemming's *Prep Football Report* at Northrop ... *Hoosier*

Gridiron "Premier Prospect" ... all-region team by *Bigger, Stronger, Faster* magazine ... credited with 37 sacks in his last two seasons ... excellent long snapper ... won Quarterback Club scholastic achievement award three times ... coach was Matt Stinson.

PERSONAL: born 5/9/80 ... undecided on major ... parents are Tom and Carol.



#38 Matt Unertl**
RB, 5-10, 217, Sr.
Sussex, WI
(Sussex-Hamilton)

IN 1999: walk-on running back gained 156 yards ... season-best 60 yards on 13 carries in 59-0 win over Indiana ... added 41 yards and a touchdown in opener

vs. Murray State and 37 yards on the ground in final game of regular season vs. Iowa.

IN 1998: reserve running back and scout team performer ... played in four games and rushed for 55 yards and a team-best 7.9-yard average ... scored a TD in the win over UNLV ... rushed five times for 49 yards (including a 32 yarder) against Rebels ... had carries against Ohio and Illinois.

IN 1997: scout team fullback ... named scout team offensive MVP the week of the Michigan game.

HIGH SCHOOL: state player of the year by WHSCA as a senior at Sussex-Hamilton ... first-team all-state twice ... league MVP two seasons earning first-team honors on both offense and defense ... two-year team captain and MVP ... gained 3,749 career rushing yards with 73 TDs ... registered six punt return and seven kickoff return TDs ... rushed for 1,867 yards (34 TDs), had eight kick return scores and 79 tackles in senior season ... gained 1,662 yards rushing as a junior ... averaged 41.1 yards on kickoff returns as a sophomore ... career-best 86 tackles in sophomore season ... school's student-athlete of the year ... coach was Stan Grove.


PERSONAL: born 10/14/77 ... history major ... parents are Tim and Diane.

Career Statistics

Year	Att	Yards	Avg	TDs	Lg
1998	7	55	7.9	1	32
1999	31	156	5.0	1	23
Total	38	211	5.6	2	32

1998 (att.-yards-TDs): Ohio 1-1-0; UNLV 5-49-1; Illinois 1-5-0

1999 (att.-yards-TDs): Murray State 6-41-1; Ball State 2-7-0; Indiana 13-60-0; Michigan State 3-11-0; Iowa 7-37-0



#13 Chris Wagner
DB, 5-10, 191, Jr.
Milton, WI (High School)

AT WISCONSIN: walk-on defensive back ... redshirted in 1997 ... a member of three bowl teams at UW ... won weekly scout team honor prior to the Northwestern game in '99.

HIGH SCHOOL: honorable mention all-state running back (AP and the coaches association) at Milton ... all-conference choice on offense and defense ... all-league baseball outfielder ... captained both baseball and football ... recorded 14 interceptions and 247 tackles in career ... rushed for more than 2,300 yards in career and led the Southern Lakes Conference in scoring (192 points) as a senior ... returned three kickoffs for TDs in career ... honor student ... coach was Jerry Schliem.

PERSONAL: born 3/25/79 ... kinesiology major ... parents are Carl and Linda ... brother, Scott, was a defensive back at Wisconsin ... Scott also played on a Badger Rose Bowl team.




#12 Stephon Watson
DB, 6-3, 190, So.
Elkton, MD (Aberdeen)

IN 1999: did not participate.

HIGH SCHOOL: all-region choice by Tom Lemming's *Prep Football Report* and *Prep Star* at Aberdeen ... named Maryland's all-sports "Athlete of the Year" by

the coaches association ... all-metro and all-county twice ... four-year starter as prep ... broke up 11 passes, intercepted three others and averaged 22 yards per reception his senior year ... five interceptions as a junior plus 49 tackles ... nine receiving TDs in '97 ... over 1,000 career yards receiving ... can dunk a basketball from a standing position ... coach was Kevin Reilly.

PERSONAL: born 5/1/80 ... undecided on major ... parents are Larry and Carroll.



#9 Conroy Whyte*
WR, 5-7, 157, Jr.
Boston, MA (English)

IN 1999: saw limited time as third-team split end ... made first two college receptions ... had a 17 yarder against Murray State and a nine-yard grab vs. Indiana ... registered a 44-yard kickoff return

against Ball State ... back-up punt returner.

IN 1998: saw minimal action as true freshman ... contributed on scout team offense.


HIGH SCHOOL: all-state at English ... team won state title (12-0) in 1997 when he returned a punt 55 yards for the winning score in a 25-18 victory ... accounted for 1,027 yards as senior (319 rushing, 353 receiving and 355 on returns) ... scored 13 TDs in senior year ... 14.4-yard average every time he touched the ball in 1997 ... averaged 21.3 yards on punt returns and 30.2 on kickoffs in 1997 ... scored 41 TDs (five rushing, 17 receiving, 13 punt returns and six kickoff returns) as prep ... caught 134 passes for 2,064 yards and gained 3,950 all-purpose yards in career ... an average of 98.7 all-purpose yards per game over four years ... MVP of High School Shriners' Game in 1997 when he had a 99-yard kickoff return ... won 55-meter indoor state track title (6.4) as senior when team won state championship ... anchored school's 4x400 relay which set a state record ... competed in national high school indoor track meet ... born in Jamaica ... coach was Keith Parker.

PERSONAL: born 9/3/78 ... Afro-American studies major ... parents are Cecil and Sheron.

Career Statistics

Year	Rec	Yards	Avg.	TDs	Lg
1998	0	0	0.0	0	0
1999	2	26	13.0	0	17
Total	2	26	13.0	0	17

1999 (receptions-yards-TDs): Murray St. 1-17-0; Indiana 1-9-0




#7 Scott Wille
QB, 6-3, 202, Fr.
Oconomowoc, WI
(High School)

IN 1999: redshirted ... scout team P.O.W. vs. Cincinnati.

HIGH SCHOOL: top 50 prospect in midwest by *Prep Football Report* and *Super Prep* at

Oconomowoc ... *Milwaukee Journal Sentinel* all-state mention and second-best prospect in state ... played in Wisconsin Shrine Game ... passed for 1,431 yards and rushed for 435 yards as a senior ... tossed 14 TDs and suffered only three interceptions ... passed for 1,575 yards in junior campaign and over 1,000 as a sophomore ... career total of 4,001 yards passing (271-of-556), 25 TD passes, 542 yards rushing and 15 TD runs ... biggest sports thrill was completing a last-second TD pass for his coaches' 200th career victory ... two-year starter in baseball (.370 average) ... football team made playoffs twice and baseball once during his career ... 4.17 GPA ... top five percent of his class academically ... nominee for high school Heisman Award ... National Honor Society member ... coach was Ed Rux.

PERSONAL: born 1/12/81 ... zoology/pre-medicine major ... parents are Mark and Mary Lou.



#27 Broderick Williams
RB, 6-0, 209, Fr.
Needville, TX
(High School)

IN 1999: redshirted ... earned scout team offensive P.O.W. honors vs. Ball State.

HIGH SCHOOL: rated as a top-100 prospect in Texas as a senior at Needville ... *Prep Star* all-Big 12 region pick ... outstanding track athlete, too ... uncle (Anthony Ketchum) was an Olympic-caliber sprinter ... father, Dennis, holds current Needville High School record in the 100 meters (10.38), a shade better than Broderick's personal best (10.5) ... bothered by injuries his junior and senior seasons ... ran 24 times for 240 yards in his lone game as a senior ... gained 763 yards (7.4 average) and scored eight TDs his junior year ... 3.5 GPA ... coach was Wade Bosse.

PERSONAL: born 12/28/80 ... undecided major ... father is Dennis and mother is Sandra.




#11 Jamaal Wilson
WR, 6-3, 189, Fr.
Weston, FL (Western)

IN 1999: redshirted ... scout team offensive P.O.W. honors vs. Iowa.

HIGH SCHOOL: honorable mention all-conference in football as a senior at Western ... lettered in baseball and football ... recorded 23 catches as a senior for 280 yards and two TDs ... coach was Jack Chapman.

PERSONAL: born 3/27/81 ... pre-business major ... parents are Paul and Alice.



#21 Lance Young
WR, 6-2, 173, Fr.
Florissant, MO (Beaumont)

IN 1999: redshirted ... named offensive scout team P.O.W. vs. Michigan State.

HIGH SCHOOL: made all-midland region teams by Tom Lemming's *Prep Football Report* and *Prep Star* at Beaumont ... labeled by one service as the top receiver in Missouri ... all-Public League and all-metro on both sides of the ball ... all-state receiver ... earned all-conference mention for four seasons as a defensive back ... team MVP on both offense and defense his last two seasons ... captained football twice ... excellent kick returner ... caught 34 passes for 703 yards (20.6 average) with seven touchdowns in 1998 ... also rushed for 274 yards (10.5 average) as a senior ... seven interceptions in 1998 ... 33 receptions for 533 yards (16.1 average) as a junior ... credited with 31 tackles and seven interceptions (two returned for TDs) in junior campaign ... career totals for 95 catches for 1,689 yards (17.8 average) ... scored 18 career TDs on receptions and returns ... 92 career tackles, 19 interceptions and four fumble recoveries ... listed in *Who's Who Among High School Scholars* ... coach was Melvin Walls.

PERSONAL: born 6/8/81 ... undecided on major ... father is Gerald and mother is Renee.

2000 Signees

► Ryan Aiello, DB, 6-1, 195, Oceanside, CA

HIGH SCHOOL: defensive player of the year in ECHS, all-Avocado League, all-CIF (San Diego section) and all-state (*Cal Hi Sports*) in senior year at El Camino ... all-west pick by Tom Lemming's *Prep Football Report*, *Super Prep* and *PrepStar* ... first-team DB on *North County Times* "All-Decade" team ... school finished 13-0 in '99 and was ranked second in Southern California and 29th nationally (by FoxSports and *Cal Hi Sports*) ... won team's "Hit of the Week" award 20 times in career ... led team in tackles (92), interceptions (four) and averaged 18.2 yards every time he touched the ball as a senior ... caught 25 passes for 551 yards (22.0 ypr) in '99 ... scored TDs on receptions (seven), runs (three), kickoff returns (two), interception (one) and threw two other scoring passes in '99 ... same high school as Bryant Westbrook (Lions), Michael Booker (Falcons) and Ken Stills (former Badger and Packer) ... scholar-athlete by National Football Foundation ... all-league baseball player as a junior after leading team in homers and runs batted in ... only sophomore to make all-conference in baseball ... 3.0 GPA ... three-year scholar-athlete award recipient ... won Golden State academic awards for geometry and reading / literature ... coach was Herb Meyer, the winningest coach in state history (312).

PERSONAL: born 2/11/81 ... parents are Martin and Laura ... name is pronounced eye-ELL-oh.

► Calvin Barrett, OL/DL, 6-2, 300, Spring Valley, CA

HIGH SCHOOL: one of the nation's top 25 defensive tackles by Rivals100.com at Monte Vista ... *USA Today* honorable mention all-American ... regional all-American by *PrepStar* ... three-year starter ... first-team all-league and all-county on offense and defense ... 72 tackles (55 solos), eight sacks and three fumble recoveries as a senior ... bench presses 400 pounds and squats 455 ... top-rated heavyweight wrestler in California ... coach was Ed Carberry.

PERSONAL: born 12/29/81 ... mother is Teresa.

► Mark Bell, TE, 6-4, 235, Scottsdale, AZ

HIGH SCHOOL: named to *SuperPrep*, *PrepStar* and Tom Lemming's *Prep Football Report* regional all-America teams at Chaparral ... caught 16 passes for 328 yards for state championship team ... three receptions in state title game ... solid blocker ... attended same high school as former UW quarterback Darrell Bevell ... originally from Chicago ... coach was Ron Estabrook.

PERSONAL: born 8/30/81 ... parents are Peter and Betty.

► Howard Boye-Doe, RB, 6-2, 210, Keller, TX

HIGH SCHOOL: made *Dallas Morning News* top-100 all-area squad at Keller ... named to *Ft. Worth Star-Telegram* top-25 area squad ... two-time first-team all-district ... honorable mention all-district choice in sophomore campaign ... recorded two seasons of at least 1,000 yards rushing ... career-best 1,227 yards and 12 TDs as a senior and 1,010 yards and seven scores as a junior ... career varsity total of 2,533 rushing yards ... made A-B honor roll ... coach was Ken Mizell.

PERSONAL: born 9/2/81 ... parents are Thomas and Beatrice.

► Michael Broussard, RB, 5-10, 190, Carrollton, TX

HIGH SCHOOL: made regional all-America teams by Tom Lemming's *Prep Football Report*, *Blue Chip* and *PrepStar* at The Colony ... a top-20 player in Texas by *SuperPrep* ... named to Dave Campbell's top-100 Texas list ... two-time district offensive player of the year ... all-state as a senior and all-conference three times ... MVP his senior year ... two-time 1,000-yard rusher ... totaled 3,242 yards rushing (34 TDs) and 44 receptions for 608 yards in career ... gained 1,386 yards with 14 TDs as a senior and 1,556 and 20 TDs as a junior ... recorded four 200-yard games in '99 ... rushed for 240 yards vs. Irving Nimitz in a 1998 playoff game ... 99-yard run as a prep tied national record ... 3.2 GPA ... made school's A-B honor roll ... coach was Tommy Briggs.

PERSONAL: born 8/23/82 ... parents are Ray and April ... name is pronounced brew-SARD.

► Dan Buening, OL, 6-4, 275, Green Bay, WI

HIGH SCHOOL: honorable mention *USA Today* all-American at Bay Port ... named to *Super Prep* and *PrepStar* all-region squads ... WFCB first-team all-state on offense and defense as a senior ... first-team all-state by *Milwaukee Journal Sentinel* on defense and second-team on offense ... first-team all-state on defense by AP ... chosen to play in Wisconsin Shrine Game ... conference defensive player of the year ... recorded 57 tackles, including 15 for loss as a senior ... career-best 66 stops (nine for loss) in junior campaign ... lettered in wrestling (four times) and football (three) ... 3.0 GPA ... coach was Jim Benick.

PERSONAL: born 10/26/81 ... parents are Tom and Cindy ... name is pronounced BENNING.

► **Chris Catalano, DB/WR, 6-1, 198, Thousand Oaks, CA**

HIGH SCHOOL: *Los Angeles Times* player of the year at Westlake ... west region all-American according to Tom Lemming's *Prep Football Report*, *Super Prep* and *PrepStar* ... named CIF offensive player of the year ... school's MVP four seasons ... captain as a senior when Westlake won Div. II state championship ... made 80 tackles with five interceptions, five passes broken up and three fumbles caused ... scored two defensive TDs ... 68 receptions for 1,091 yards and 18 TDs at wide receiver ... 4.0 GPA ... coach was Jim Benkert.

PERSONAL: born 2/28/82 ... parents are Don and Catherine.

► **Jonathan Clinkscale, OL, 6-3, 270, Altadena, CA**

HIGH SCHOOL: three-year starter at tackle for Muir ... chosen to all-west region squads by Tom Lemming's *Prep Football Report* and *PrepStar* ... league lineman of the year ... earned all-conference, all-section and all-valley honors ... MVP of offensive and defensive lines in 1998 and 1999 ... team MVP in '99 ... two-time team captain ... 24 pancakes as a senior and 13 as a junior ... recorded 87 tackles, 10 sacks and five fumble recoveries on defense ... career total of 192 tackles, 28 for minus yardage, seven fumble recoveries and 37 pancake blocks ... biggest sports thrill was returning a fumble 40 yards for a TD ... 3.0 GPA ... honor roll student for eight semesters ... coach was Erik Johnson.

PERSONAL: born 4/17/82 ... mother is Brenda.

► **Chuckie Cowans, DB, 5-8, 170, Chicago, IL**

HIGH SCHOOL: all-area selection on offense (*Star Publications*) and defense (*Daily Southtown*) as a senior at Richards ... named to all-SICA Orange Conference honor squad as a receiver ... top defensive back in Illinois according to Tom Lemming's *Prep Football Report* ... caught 31 passes for 615 yards (19.8 ypc) and 10 TDs as a senior ... registered 54 tackles, intercepted seven passes and knocked down five throws in senior season ... attended same high school as Tennessee all-America defensive back Dwayne Goodrich ... 3.1 GPA ... coach was Gary Korhonen.

PERSONAL: born 7/20/82 ... mother is Mary.

► **Anthony Davis, RB, 5-8, 185, Plainfield, NJ**

HIGH SCHOOL: rushed for 1,577 yards (9.2 ypc) and 21 touchdowns as a senior at Plainfield ... won a high school Heisman award (tri-state region's honor team) ... two-time all-state mention ... named to Tom Lemming's *Prep Football Report*, *Super Prep* and *PrepStar's* all-region teams ... won 200 meters at state meet in sophomore season ... ran the 100 in 10.6, the 200 in 21.5 and long jumped 21-feet as a prep ... 3.1 GPA ... coach was Clinton Jones.

PERSONAL: born 5/21/82 ... guardians are Humphrey and Marjorie.

► **Adam Espinoza, K, 5-10, 165, Arcadia, CA**

HIGH SCHOOL: earned all-West region honors from Tom Lemming's *Prep Football Report* and *PrepStar* at Arcadia ... two-time all-valley and all-league honors ... special teams MVP as a junior and senior ... No. 2 rated kicker on west coast by *PrepStar* ... connected on 143-146 extra points (.979) in career ... hit 11-14 field goals in career ... more than 80 percent of his kickoffs went into the end zone ... holds school record for longest FG with a 51 yarder ... also punted as a prep ... goalkeeper for club soccer teams, which were two-time California Youth Soccer Association state champs ... participated in soccer tournaments in France, Italy and South Africa ... soccer team placed seventh in the world at Nike International Cup Finals ... biggest sports thrill was winning state soccer championship when he was 11 ... coach was Jon Dimalante.

PERSONAL: born 11/7/82 ... parents are Raul and Carrie.

► **Tyron Griffin, RB, 6-0, 235, St. Louis, MO**

HIGH SCHOOL: *SuperPrep* all-American at Sumner ... *USA Today* honorable mention all-American ... top 100 player in the nation by Tom Lemming's *Prep Football Report* ... gained 5,470 yards on the ground and scored an impressive 105 touchdowns in career ... rushed for 1,771 yards and 28 TDs as a senior ... gained 1,880 yards and tallied 30 TDs in junior season ... GPA of 3.0 ... coach was Richard Perry.

PERSONAL: born 9/17/81 ... mother is Deon Roberts ... name is pronounced tie-RONN.

► **Travann Hayes, WR, 5-11, 175, Elgin, IL**

HIGH SCHOOL: *USA Today* honorable mention all-American at Larkin ... named to Tom Lemming's *Prep Football Report* all-midwest team ... all-state by *Chicago Tribune*, *Chicago Sun-Times* and *Champaign News-Gazette* ... three-year starter playing WR, RB and DB ... set an Illinois state record with 5,511 career all-purpose yards ... scored 47 touchdowns in career (18 rushing, 18 receiving, three on interceptions, five on kickoffs, three on punts) ... 81 receptions for 1,386 yards receiving in career ... rushed for 2,241 yards (7.3 ypc) in career ... career average of 26.2 yards on punts and 29.8 yards on kickoffs ... scored 24 times in '99 (12 receiving, seven rushing, two interceptions, three kick returns) ... kick return scores covered 71, 91 and 95 yards ... rushed for 994 yards (7.0 ypc) and caught 44 passes for 790 yards as a senior ... ranked in state prep history for career kickoff return yards (1,131 are second), career kickoff return TDs (five are tied for third), career kickoff return average (29.8 is fourth) and season punt return average (34.6 is fourth) ... prep teammate of Badger recruit Matt Schabert ... coach was Dale Schabert.

PERSONAL: born 5/6/81 ... guardians are Edsie and Marian ... name is pronounced truh-VONN.

► **Jason Jefferson, DL, 6-3, 300, Chicago, IL**

HIGH SCHOOL: top-100 player in state and first-team all-area and all-conference in senior year at Leo ... school's three-time offensive line MVP ... football captain as a freshman and senior and track captain as a senior ... credited with 310 career tackles, including 43 quarterback sacks ... averaged five pancake blocks per game during career ... made state semi-finals in shot put as a sophomore and junior ... team captured state track title in '98 ... academic all-state ... gold honor roll every semester in high school ... made All-American Scholar's directory ... coach was Mike Holmes.

PERSONAL: born 12/20/81 ... mother is Barbara.

► **Darius Jones, LB, 6-3, 263, Beloit, WI**

HIGH SCHOOL: *Parade*, Reebok, *PrepStar* and *SuperPrep* first-team all-American at Memorial ... *USA Today* honorable mention all-American ... nation's fifth-best linebacker prospect by *PrepStar* ... first-team all-state by AP, WFCA and *Milwaukee Journal Sentinel* ... first-team all-state honors two years in a row ... WFCA defensive player of the year ... registered 128 tackles, 10 QB sacks and 20 tackles for loss as a senior ... rushed for 1,464 yards (10.1 ypc) and 14 TDs as a FB in '99 ... career total of 325 tackles and more than 2,500 yards rushing ... registered three varsity seasons of more than 100 tackles ... 3.6 GPA ... nominated for National Honor Society ... graduated from high school in December of 1999 and enrolled at UW in January of 2000 ... participated in spring practice for Badgers ... coach was Mark Anderson.

PERSONAL: born 2/19/82 ... parents are John and Helene.

► **Ryan Keepman, OLB, 6-4, 200, Oconomowoc, WI**

HIGH SCHOOL: *USA Today* honorable mention all-America pick at Oconomowoc ... named to *SuperPrep*, *PrepStar* and Tom Lemming's *Prep Football Report* all-midwest honor squads ... first-team all-state as a senior by WFCA and *Milwaukee Journal Sentinel* ... team captain and MVP as a senior ... played in state Shrine Game ... three-year starter with 205 career tackles ... recorded 82 tackles and eight passes broken up in '99 ... passed for 1,002 yards and 13 TDs his senior season ... caused 11 fumbles in career, including eight as a junior ... 3.7 GPA ... member of National Honor Society ... 12 semesters of high academic honors ... played at same school as Wisconsin QB Scott Wille ... coach was Ed Rux.

PERSONAL: born 9/24/81 ... parents are Charles and Patricia.

► **Traison Lewis, DL, 6-2, 228, Rancho Cucamonga, CA**

HIGH SCHOOL: *PrepStar* and *SuperPrep* west region all-American at Rancho Cucamonga ... top-50 player in the west by Tom Lemming's *Prep Football Report* and *SuperPrep* ... named CIF defensive player of the year while squad won state championship ... three-time all-league selection ... recorded 103 tackles, 16 QB sacks and two fumbles recovered for scores as a senior ... coach was Pete Fotia.

PERSONAL: born 12/24/81 ... mother is Jessica ... name is pronounced TRAY-zahn.

► **Mike Lorenz, OL, 6-5, 280, Manitowoc, WI**

HIGH SCHOOL: first-team all-state on offense and defense at Lutheran ... honorable mention all-American by *USA Today* ... made *Milwaukee Journal Sentinel* first-team all-state on offense and second-team on defense ... area offensive and defensive player of the year ... team captain and MVP his senior year ... chosen to play in Wisconsin Shrine Game ... made 96 tackles as a senior ... excellent run blocker ... three-time state champion (Division 2) in shot put and discus ... two-time all-conference in basketball ... 3.0 GPA ... coach was Fred Heiderich.

PERSONAL: born 8/26/81 ... parents are Edward and Diane.

► **Tony Paciotti, TE, 6-4, 240, Jessup, PA**

HIGH SCHOOL: two-time all-area choice at Valley View ... made *Prep Football Report* and *PrepStar* all-east teams ... top-25 player in Pennsylvania according to *SuperPrep* ... second-team all-state by Associated Press ... first-team all-region ... two-time all-conference (once as LB, one as TE) ... excellent two-way player as a tight end and linebacker ... team captain ... 160 stops and four fumble recoveries in career ... caught eight passes for 170 yards and three TDs in '99 ... intercepted two passes in '99 ... honor roll ... coach was Frank Pazzaglia.

PERSONAL: born 4/14/82 ... parents are Eugene and Debra.

► **Jerone Pettus, RB, 5-9, 175, Roosevelt, NY**

HIGH SCHOOL: rushed for 1,993 yards (22 TDs) as a senior at Roosevelt ... shared Thorp Award, presented to Nassau County's top player ... all-east selection by *PrepStar* and all-northeast by *SuperPrep* ... gained 5,841 yards rushing and scored 61 TDs in career ... broke Amos Zeroue's (Steelers) Long Island prep rushing record ... coach was Joe Vita.

PERSONAL: born 1/30/81 ... mother is Elisa ... name is pronounced juh-RONE.

► **Matt Schabert, QB, 6-2, 195, Elgin, IL**

HIGH SCHOOL: regional all-America choice by *SuperPrep*, *PrepStar* and Tom Lemming's *Prep Football Report* at Larkin ... conference offensive player of the year ... first-team all-state by IHSCA, *Champaign News-Gazette* and *Chicago Tribune* ... three-year varsity starter ... career total of 6,550 yards passing (fourth in state history) and 69 touchdowns (third in state history) ... ran for 15 scores in career ... averaged 204.7 yards passing in 32 career games, fourth-best mark in state history ... connected on 450-762 throws (.591) in career ... set state prep records for 100-yard (32, including 31 straight) and 200-yard (16) passing games ... passed for more than 300 yards six times (second in Illinois prep annals), including a career-high 340 as a junior ... completed 64 percent of his passes for 2,837 yards and 30 TDs (only eight picks) as a senior ... rushed for more than 400 yards in '99 ... led offense which averaged 428 ypg in '99 ... career-best five TD passes in 6A playoff game vs. Jacobs ... completed all eight of his throws (three TDs) vs. DeKalb as a senior ... academic all-conference and all-state ... 5.54 GPA on a 5.0 scale ... National Honor Society ... academic all-state ... played for his father, Dale ... prep teammate of recruit Travann Hayes.

PERSONAL: born 7/7/82 ... parents are Dale and Terri ... name is pronounced SHAY-bert.

► **Jerron Smith, LB, 6-1, 220, Lindenwold, NJ**

HIGH SCHOOL: leading tackler (134) as a senior at Overbrook ... averaged 13.4 stops per game and made four interceptions and five sacks ... made Tom Lemming's *Prep Football Report*, *PrepStar* and *SuperPrep* all-region teams ... school was undefeated and won state championship as a junior ... attended same high school as Heisman Trophy winner Ron Dayne and current Badgers Byron Brown and Nana Gillett-Spio ... 3.5 GPA ... coach was Harvey Miller.

PERSONAL: born 2/1/82 ... father is Melvin and mother is Twanta.

► **Kareem Timbers, DB, 6-3, 200, Chicago, IL**


HIGH SCHOOL: regional all-America pick by *Street & Smith's*, *PrepStar* and *Super Prep* at Mt. Carmel ... honorable mention all-state ... school won 5A state championship in '98 and '99 ... four-year starter (two at strong safety, two at running back) while team registered a 45-2 record ... won school's "Favorite Son" Award ... career total of 119 tackles, 20 TFLs, six interceptions and four fumble recoveries ... 69 tackles, 13 TFLs and four interceptions as a senior ... rushed for 1,098 yards and 16 TDs in career ... track times of 4.4 in the 40, 10.7 in the 100 and 21.8 in the 200 ... league champ in 200 meters and runner-up in 100 meters ... ran anchor on state's third-place 4x200 relay ... team's Most Valuable Sprinter ... captained football and track ... honor roll ... coach was Frank Lenti.

PERSONAL: born 5/12/81 ... mother is Ana.




► **Jonathan Welsh, DL, 6-4, 205, Houston, TX**

HIGH SCHOOL: chosen to *Fort Worth Star-Telegram* top-100 all-state squad at Washington ... two-time, first-team all-district ... captain of football team as a senior ... career-high 88 tackles (nine sacks) with two fumbles recovered as a senior ... recorded 65 stops, including 12 sacks, and four fumbles recovered in junior campaign ... lettered in football (twice), basketball (once) and cross country (once) ... listed in *Who's Who Among American High School Students* ... ranked in top 10 percent of class ... made all-academic defensive unit ... coach was Joel North.

PERSONAL: born 6/9/82 ... mother is Elizabeth.



Review



Reviewing Last Year

Badgers are first Big Ten school in history to win back-to-back Rose Bowls and Dayne wins the Heisman Trophy

► A year to celebrate

Badgers join the elite: Wisconsin (10-2 overall, 7-1 Big Ten) defeated 22nd-ranked Stanford 17-9 to become the first school in Big Ten history to win the Rose Bowl in back-to-back seasons. The '99 senior class left a legacy as the school's all-time winningest group after compiling a four-year mark of 37-13, including an unprecedented four bowl berths, two Big Ten championships and three post-season victories.

Final rankings: The Badgers finished fourth in both the Associated Press and ESPN/USA Today final polls. That was Wisconsin's highest finish since the 1962 Big Ten champions ended up second after their 42-37 loss to top-rated USC in the Rose Bowl. Wisconsin began the '99 season ranked 10th by both the coaches and news media. The Badgers were fourth in both polls the last four weeks.

A year to remember: Along with becoming the only school in the nation to win a Bowl Championship Series game in each of the format's two seasons, the 1999 Badgers ...

- won the school's first undisputed Big Ten championship in 37 years.
- recorded 10 wins, tied (with the '93 squad) for the second most at UW.
- ended the season with eight consecutive victories (that string is currently the nation's third longest).
- defeated five nationally ranked programs (Ohio State, Minnesota, Michigan State, Purdue and Stanford) for the first time in Wisconsin history.
- posted an 87.5 percent winning rate in league play, the best mark at Wisconsin in 88 years.
- became just the third team (Ohio State in 1996 and Michigan State in 1989) since '82 to lead the Big Ten in scoring offense and scoring defense.
- won a New Year's Day bowl game for the fourth time since 1994 (joining only Penn State, Michigan, Florida State, Florida and Nebraska).
- allowed UW to become the only school in the nation to win three Rose Bowls in the 1990s (Washington and Michigan won two each).

► Numbers to remember

5,006: Total offensive yards gained. The '99 club is just the third in school history to surpass 5,000 total yards.

1: Number of overtime games in school history after a 20-17 win at Minnesota. Barry Alvarez "coached" the game from his hospital bed at the Mayo Clinic (Rochester, Minn.), where he was recovering from knee surgery.

8-0: Badgers' record in games that redshirt freshman Brooks Bollinger started.

70: Number of career coaching victories for Barry Alvarez. His 66th triumph (over Michigan State on Oct. 23) allowed him to pass turn-of-the-century coach Phil King and become the Badgers' career win leader.

2,034: Yardage that Heisman Trophy winner Ron Dayne gained on the ground, despite sitting out *six full quarters* in blowout wins.

18.0: Average yards gained by Nick Davis every time he touched the ball via receiving, rushing and returning.

34:12: The Badgers' average time of possession in 1999. Wisconsin maintained possession of the ball for an average of 8:24 longer than the opposition. The UW was 8-1 (Cincinnati was the exception) when it had the pigskin longer than the opposition.

3: Badgers who were finalists for six major awards in 1999. Ron Dayne, of course, won the Heisman Trophy and Maxwell Award (given to the nation's top player) and the Doak Walker Award (given to college football's top running back). Left tackle Chris McIntosh was a finalist for the Outland Trophy (top interior lineman). Kicker Vitaly Pisetsky was a finalist for the Lou Groza (top placekicker) and Mosi Tatupu (top special teams player) Awards.

409: Total points scored by the Badgers in 1999. This club was the first in school history to tally more than 400 points. Twenty of those points (three interceptions and a safety) came from the defense.

50: Games started by LT Chris McIntosh in his career. McIntosh, who never missed a start in four seasons,

Badgers in the 1999 polls

Date	ESPN USA Today	AP	BCS*
Preseason	10th	10th	—
Aug. 30	—	9th	—
Sept. 5	8th	9th	—
Sept. 12	8th	9th	—
Sept. 19	17th	20th	—
Sept. 26	—	—	—
Oct. 3	20th	20th	—
Oct. 10	18th	17th	—
Oct. 17	16th	17th	—
Oct. 24	11th	11th	9th
Oct. 31	10th	10th	10th
Nov. 7	9th	9th	8th
Nov. 14	5th	5th	7th
Nov. 21	4th	4th	7th
Nov. 28	4th	4th	8th
Dec. 5	4th	4th	7th
Final	4th	4th	—

became just the third player in Big Ten history to start 50 games in a career.

3: Number of players that earned individual awards from the Big Ten. Ron Dayne was offensive player of the year by the coaches and media. Brooks Bollinger was the league's top freshman by the coaches and media. Chris McIntosh was chosen offensive lineman of the year by the coaches. Dayne also was named the *Chicago Tribune's* Big Ten MVP.

-5: Stanford rushed for minus five yards against the Badger defense. It was the lowest rushing total in Rose Bowl history and tied for the second-best rushing defense performance in Wisconsin history.

6,397: Ron Dayne's career rushing figure not counting bowl games. That total is the highest in NCAA history, bettering the mark of 6,279 yards set one year earlier by Ricky Williams (Texas). Dayne broke the mark on a 31-yard carry in the second quarter of the season finale vs. Iowa.

7,125: Total rushing yards by Dayne in his career including bowls. He became the first player in college history to rush for more than 7,000 career yards. Dayne rushed for 4.04 miles as a Badger.

14: Consecutive field goals made by Vitaly Pisetsky, one off the Big Ten record. Pisetsky, who missed his first and last kicks of the season, made 16-20 field goals overall and scored 94 points. That is the second-highest kick-scoring total in UW annals (Matt Davenport had 99 in 1998).

3rd: Wisconsin registered the third-

longest play in school history for a pass (81 yards from Brooks Bollinger to Nick Davis at Minnesota), interception return (94 yards by Jamar Fletcher at Northwestern), field goal (53 by Vitaly Pisetsky vs. Ball State) and punt (86 by Kevin Stemke vs. Michigan State). Additionally, Nick Davis' 91-yard kickoff return at Purdue and 76-yard punt return vs. Murray State were the eighth-longest in Wisconsin history.

17: Deficit that Wisconsin overcame at Ohio State in a 42-17 win over the 12th-ranked Buckeyes. It was the largest comeback in the Alvarez era.

2: NCAA records that Dayne broke or tied during his senior season. Besides topping the career rushing mark, Dayne tied the standard for career 200-yard games (11) set earlier by Marcus Allen (USC) and Ricky Williams (Texas).

705: Total offensive yards against Indiana in a 59-0 triumph. That is the second-highest figure in the modern era of the Big Ten. Iowa recorded 713 yards against Northwestern in 1983.

Too many to count: Number of times that the home crowd at Camp Randall Stadium echoed Mike Mahnke's public address call of Wisconsin runner "Ron Dayne."

► You can look these up

- Four Badgers (TB Ron Dayne, RT Mark Tauscher, LB Donnel Thompson and FS Bobby Myers) joined Coach Barry Alvarez in the 2000 Hula Bowl.

- The Badgers set a school record with 636 rushing attempts in '99.

- Wisconsin's rushing yards allowed decreased in each of the final four games (Northwestern 197, Purdue 144, Iowa 116 and Stanford minus-5).

- The Badgers suffered no turnovers in their last three outings (Purdue, Iowa and Stanford).

- Three different Badgers (Dayne, Bollinger and Michael Bennett) recorded 100-yard rushing days in 1999.

- Alvarez' coaching record from the hospital and press box was 7-1.

- In conference games only, the Badgers had the Big Ten's leading rusher (Dayne) and most-efficient passer (Bollinger).

- Dave Costa, Dayne and Jamar Fletcher were named to *Sports Illustrated's* All-Bowl team.

- UW has led the Big Ten in rushing four times since Alvarez came aboard in 1990. The Badgers played in the Rose Bowl in three of those seasons.

The only one

Wisconsin is the only school in the nation that has won two Bowl Championship Series games in the format's two years of existence. Florida (1-0), Michigan (1-0), Ohio State (1-0), Nebraska (1-0), Florida State (1-1) and Tennessee (1-1) have captured one BCS victory to date.


Final rankings

ASSOCIATED PRESS

1. Florida State (12-0)	1,750
2. Virginia Tech (11-1)	1,647
3. Nebraska (12-1)	1,634
4. Wisconsin (10-2)	1,519
5. Michigan (10-2)	1,406
6. Kansas State (11-1)	1,402
7. Michigan State (10-2)	1,357
8. Alabama (10-3)	1,236
9. Tennessee (9-3)	1,168
10. Marshall (13-0)	1,136
11. Penn State (10-3)	1,038
12. Florida (9-4)	941
13. Mississippi State (10-2)	923
14. Southern Mississippi (9-3)	788
15. Miami, Fla. (9-4)	678
16. Georgia (8-4)	640
17. Arkansas (8-4)	575
18. Minnesota (8-4)	452
19. Oregon (9-3)	358
20. Georgia Tech (8-4)	345
21. Texas (9-5)	340
22. Mississippi (8-4)	281
23. Texas A&M (8-4)	272
24. Illinois (8-4)	201
25. Purdue (7-5)	198

ESPN/USA TODAY

1. Florida State (12-0)	1,475
2. Nebraska (12-1)	1,390
3. Virginia Tech (11-1)	1,366
4. Wisconsin (10-2)	1,283
5. Michigan (10-2)	1,189
6. Kansas State (11-1)	1,188
7. Michigan State (10-2)	1,117
8. Alabama (10-3)	1,042
9. Tennessee (9-3)	985
10. Marshall (13-0)	956
11. Penn State (10-3)	840
12. Mississippi State (10-2)	810
13. Southern Mississippi (9-3)	763
14. Florida (9-4)	713
15. Miami, Fla. (9-4)	605
16. Georgia (8-4)	505
17. Minnesota (8-4)	395
18. Oregon (9-3)	375
19. Arkansas (8-4)	357
20. Texas A&M (8-4)	344
21. Georgia Tech (8-4)	337
22. Mississippi (8-4)	231
23. Texas (9-5)	173
24. Stanford (8-4)	155
25. Illinois (8-4)	139



Rose Bowl and Big Ten championships were the capping achievements of Ron Dayne's spectacular career at Wisconsin. He became college football's career rushing leader vs. Iowa on Nov. 13.

1999 Final Statistics

1999 results (10-2, 7-1 Big Ten)

Date	Opponent (AP Rank)	Result	Overall	Big Ten	Crowd
9/4	MURRAY STATE	W 49-10	1-0	0-0	77,527
9/11	BALL STATE	W 50-10	2-0	0-0	75,807
9/18	at Cincinnati	L 12-17	2-1	0-0	27,721
9/25	MICHIGAN (#4)	L 16-21	2-2	0-1	79,037
10/2	at Ohio State (#12)	W 42-17	3-2	1-1	93,524
10/9	at Minnesota (#25)	W 20-17 (ot)	4-2	2-1	63,108
10/16	INDIANA	W 59-0	5-2	3-1	78,243
10/23	MICHIGAN STATE (#11)	W 40-10	6-2	4-1	78,469
10/30	at Northwestern	W 35-19	7-2	5-1	42,292
11/6	at Purdue (#17)	W 28-21	8-2	6-1	67,308
11/13	IOWA	W 41-3	9-2	7-1	79,404
1/1	Stanford (#22)	W 17-9	10-2	7-1	93,731

Team statistics

Category	Wisconsin	Opponents
SCORING	409	154
Points per game	34.1	12.8
FIRST DOWNS	261	198
Rushing	166	75
Passing	83	105
Penalty	12	18
RUSHING YARDAGE	3,305	1,319
Yards gained rushing	3,549	1,588
Yards lost rushing	244	269
Rushing attempts	636	378
Average per rush	5.2	3.5
Average per game	275.4	109.9
TDs rushing	36	10
PASSING YARDAGE	1,701	2,258
Att-Comp-Int	219-122-3	386-194-16
Average per pass	7.8	5.8
Average per catch	13.9	11.6
Average per game	141.8	188.2
TDs passing	10	8
TOTAL OFFENSE	5,006	3,577
Total plays	855	764
Average per play	5.9	4.7
Average per game	417.2	298.1
KICKOFF RETURNS	20-485	40-572
Kickoff return average	24.3	14.3
PUNT RETURNS	25-301	18-82
Punt return average	12.0	4.6
INTERCEPTION RETURNS	16-242	3-3
Interception return average	15.1	1.0
FUMBLES LOST	14-8	20-6
PENALTIES-YARDS	69-604	62-472
PUNTS-YARDS	50-2,063	73-2,965
Average per punt	41.3	40.6
TIME OF POSSESSION	34:12	25:48
3RD-DOWN PLAYS	74-163	58-176
3rd-down percentage	.454	.330
4TH-DOWN PLAYS	10-15	6-16
4th-down percentage	.667	.375
HOME ATTENDANCE	468,487	293,953
Average	78,081	58,791

Score by Quarters

Team	1st	2nd	3rd	4th	OT	Total
Wisconsin	90	128	81	107	3	409
Opponents	35	53	24	42	0	154

Rushing

Player	Att.	Gain	Lost	Net	Avg.	TD	Lg
Dayne	337	2,087	53	2,034	6.0	20	69
Bollinger	109	573	119	454	4.2	6	32
Bennett	57	316	18	298	5.2	4	73
Faulkner	60	290	2	288	4.8	2	20
Unertl	31	156	0	156	5.0	1	23
Kuhns	9	52	0	52	5.8	1	26
Daniels	8	24	1	23	2.9	0	9
Davis	2	18	0	18	9.0	0	11
Carpenter	2	9	0	9	4.5	1	5
N. Mueller	1	5	0	5	5.0	0	5
Bickerstaff	1	1	0	1	1.0	0	1
Kavanagh	14	14	43	-29	-2.1	1	5
team	5	4	8	-4	-0.8	0	0
Wisconsin	636	3,549	244	3,305	5.2	36	73
Opponent	378	1,588	269	1,319	3.5	10	66

Passing

Player	Att.	Com.	Pct.	Yards	Int.	TD	Lg
Bollinger	140	82	.586	1,133	2	8	81
Kavanagh	79	40	.506	568	1	2	64
Wisconsin	219	122	.557	1,701	3	10	81
Opponent	386	194	.503	2,258	16	8	54

Efficiency rating: Bollinger 142.55; Kavanagh 116.85

Receiving

Player	No.	Yards	Avg.	TD	Lg
Chambers	41	578	14.1	4	40
Davis	19	346	18.2	1	81
Brown	13	150	11.5	0	29
Kuhns	11	133	12.1	2	29
Merritt	9	141	15.7	0	41
Sigmund	8	64	8.0	0	22
Retzlaff	6	49	8.2	1	12
Evans	3	76	25.3	1	64
Anelli	3	46	15.3	0	24
Whyte	2	26	13.0	0	17
Carpenter	2	17	8.5	1	11
Bennett	1	29	29.0	0	29
Faulkner	1	19	19.0	0	19
Braun	1	12	12.0	0	12
Dayne	1	9	9.0	0	9
Daniels	1	6	6.0	0	6
Wisconsin	122	1,701	13.9	10	81
Opponent	194	2,258	11.6	8	54

Punt returns

Player	No.	Yards	Avg.	TD	Lg
Davis	20	252	12.6	1	76
Merritt	2	40	20.0	0	21
Rosga	2	10	5.0	0	8
team	1	-1	-1.0	0	-1
Wisconsin	25	301	12.0	1	76
Opponent	18	82	4.6	0	16

► Kickoff returns

Player	No.	Yards	Avg.	TD	Lg
Davis	16	409	25.6	2	91
Kuhns	2	27	13.5	0	17
Merritt	1	5	5.0	0	5
Whyte	1	44	44.0	0	44
Wisconsin	20	485	24.3	2	91
Opponent	40	572	14.3	0	28

► Interceptions

Player	No.	Yards	Avg.	TD	Lg
Fletcher	7	135	19.3	2	93
Myers	4	54	13.5	0	48
Ghidorzi	1	25	25.0	1	25
Hughes	1	17	17.0	0	17
Knight	1	11	11.0	0	11
Boese	1	0	0.0	0	0
Echols	1	0	0.0	0	0
Wisconsin	16	242	15.1	3	93
Opponent	3	3	1.0	0	4

► Punting

Player	No.	Yards	Avg.	TB	FC	I20	Lg
Stemke	50	2,063	41.3	1	11	17	86
Wisconsin	50	2,063	41.3	1	11	17	86
Opponent	73	2,965	40.6	8	11	14	61

► Tackles

Player	UT	AT	Total	TFL	Sacks	FR	PBU
Ghidorzi	68	47	115	9-40	2-17	0	2
Doering	79	32	111	1-1	0	0	5
D. Thompson	43	45	88	5-10	0	1	1
Knight	40	23	63	7-21	1-8	0	3
Myers	44	12	56	4-20	2-14	1	7
Fletcher	40	14	54	3-9	0-0	0	10
Bryant	29	19	48	9-46	7-40	1	3
Favret	27	20	47	6-33	3-25	0	1
Kolodziej	22	22	44	7-19	3-12	0	0
Mahlik	23	20	43	5-15	0	0	1
Boese	22	9	31	0	0	0	0
Echols	25	6	31	0	0	0	12
Sprague	8	15	23	3-12	2-7	0	0
S. Mueller	14	7	21	3-6	2-5	1	0
Lisowski	5	9	14	1-6	0	0	2
Herbert	10	3	13	3-29	3-29	0	0
Downing	6	5	11	0	0	0	0
Greisen	4	6	10	1-7	1-7	0	0
Bennett	5	5	10	0	0	1	0
Janek	4	5	9	0	0	0	1
B. Thompson	2	6	8	1-1	0	0	0
Marks	1	7	8	0	0	1	0
Schick	2	3	5	0	0	0	0
Clark	1	3	4	0	0	0	0
Pisetsky	0	3	3	0	0	0	0
Solwold	0	2	2	0	0	0	0
Rosga	0	2	2	0	0	0	0
Smith	0	2	2	0	0	0	0
McGrew	1	1	2	1-1	0	0	0
Sigmund	1	0	1	0	0	0	0
Cannon	0	1	1	0	0	0	0
Tucker	1	0	1	0	0	0	0
Simmons	1	0	1	0	0	0	0
Dayne	1	0	1	0	0	0	0
Bakken	1	0	1	1-3	0	0	0
Wisconsin	530	354	884	70-279	26-164	6	48
Opponent	379	176	555	45-139	13-76	8	12

► Scoring

Player	TD	FG	XP1	XP2	Saf	Pts.
Dayne	20	0	0	0	0	120
Pisetsky	0	16-20	46-48	0	0	94
Bollinger	6	0	0	0	0	36
Bennett	4	0	0	0	0	24
Chambers	4	0	0	0	0	24
Davis	4	0	0	0	0	24
Kuhns	3	0	0	0	0	18
Carpenter	2	0	0	0	0	12
Faulkner	2	0	0	0	0	12
Fletcher	2	0	0	0	0	12
Unertl	1	0	0	0	0	6
Kavanagh	1	0	0	0	0	6
Retzlaff	1	0	0	0	0	6
Evans	1	0	0	0	0	6
Ghidorzi	1	0	0	0	0	6
Mahlik	0	0	0	0	1	2
Neuser	0	0	1-1	0	0	1
Wisconsin	52	16-20	47-49	0	1	409
Opponent	18	9-16	15-16	2	0	154

► Total offense

Player	Plays	Rush.	Pass.	Total	Avg.
Dayne	337	2,034	0	2,034	169.5
Bollinger	249	454	1,133	1,587	132.3
Kavanagh	93	-29	568	539	67.4
Bennett	57	298	0	292	24.8
Faulkner	60	288	0	288	26.2
Unertl	31	156	0	156	19.5
Kuhns	9	52	0	52	4.7
Daniels	8	23	0	23	3.8
Davis	2	18	0	18	1.5
Carpenter	2	9	0	9	1.5
N. Mueller	1	5	0	5	5.0
Bickerstaff	1	1	0	1	0.5
Wisconsin	855	3,305	1,701	5,006	417.2
Opponent	764	1,319	2,258	3,577	298.1


Fumbles forced: Ghidorzi 2, Bennett 1, Doering 1, Favret 1, Knight 1, Kolodziej 1, Marks 1

Game-by-game Statistics

Teams	Rank	Score	1st Dwn	-Rushing- Att.	Yards	Passing	Pass. Yards	Plays	Tot. Off.	Fum.	Pen.	Time Poss.	3rd Dwn	Punt.	Ret. Yards
Wisconsin Murray State	10th NR	49 10	24 11	50 24	265 93	19-11-0 26-10-1	139 97	69 50	404 190	2-0 3-0	7-69 5-39	35:41 24:19	6-11 2-11	4-44.3 8-45.9	7-196 4-44
Wisconsin Ball State	9th NR	50 10	24 11	55 27	270 21	20-10-0 25-13-2	190 155	75 52	460 176	2-1 0-0	3-25 3-24	35:11 24:49	8-15 4-11	1-27.0 6-35.8	8-226 5-84
Wisconsin @Cincinnati	9th NR	12 17	22 13	57 29	340 171	22-8-1 27-14-1	85 90	79 56	425 261	2-2 1-1	8-65 3-15	37:24 22:36	7-15 5-14	5-41.0 7-45.0	5-14 7-80
Wisconsin Michigan	20th 4th	16 21	16 19	36 38	125 94	28-15-1 35-22-1	155 257	64 73	280 351	1-1 0-0	8-82 10-76	27:58 32:02	5-14 9-19	7-48.0 7-37.1	6-54 4-23
Wisconsin @Ohio State	NR 12th	42 17	26 15	60 33	296 124	27-15-0 25-11-1	167 227	87 58	463 351	1-1 2-2	4-31 4-34	35:25 24:35	11-18 5-13	3-30.7 5-38.0	2-65 6-75
Wisconsin @Minnesota	20th 25th	20 17	22 17	52 37	156 188	21-11-0 27-12-1	212 197	73 64	368 385	0-0 1-0	9-75 9-85	34:50 25:10	4-16 2-13	8-41.8 8-42.0	7-70 7-75
Wisconsin Indiana	17th NR	59 0	31 16	56 34	461 66	19-15-0 32-12-1	244 212	75 66	705 278	4-2 1-0	5-45 3-18	35:45 24:15	9-13 3-15	0-0.0 6-31.0	4-28 6-85
Wisconsin Michigan State	17th 11th	40 10	20 13	63 23	301 110	11-6-0 28-13-3	59 128	74 51	360 238	0-0 4-2	3-28 2-19	39:35 20:25	5-16 4-11	3-53.3 4-38.5	5-54 7-37
Wisconsin @Northwestern	11th NR	35 19	17 21	49 47	207 197	11-6-1 31-19-2	89 150	60 78	296 347	2-1 1-0	4-34 8-64	29:08 30:52	6-10 9-20	4-27.8 6-43.8	5-119 4-27
Wisconsin @Purdue	10th 17th	28 21	14 34	44 31	216 144	11-7-0 65-36-3	72 350	55 96	288 494	0-0 2-0	6-34 4-30	28:12 31:48	4-10 12-20	5-37.6 2-36.5	5-135 3-18
Wisconsin Iowa	9th NR	41 3	29 14	60 28	420 116	16-11-0 30-14-0	184 131	76 58	604 247	0-0 3-1	4-44 4-18	37:46 22:14	5-10 4-15	2-43.0 6-50.0	4-58 4-42
Wisconsin Stanford	4th 22nd	17 9	16 14	53 27	226 -5	14-7-0 35-18-0	105 264	67 62	331 259	0-0 2-0	8-72 7-50	33:28 26:32	4-15 3-14	8-43.4 8-38.3	2-18 7-84

► Hidden statistics from 1999

- Wisconsin had an 8:24 average advantage in time of possession, tops in the Big Ten.
- The Badgers had more touchdown passes than the opposition (10-8), despite attempting 167 fewer throws.
 - The '99 club was the first in school history to score at least 400 points (409), the fourth to rush for more than 3,000 yards (3,305) and the fourth to gain more than 5,000 total yards (5,006).
 - The Badgers had more penalty yardage than the opposition (604-472) for just the second time in five years.
 - Wisconsin had fewer yards lost rushing than its foes (244-269) despite rushing 258 more times.
 - Twelve different Badgers carried the ball in 1999 and 16 different receivers caught at least one pass.
 - Brooks Bollinger suffered just one interception in his last 126 throws.
 - Chris Chambers caught a pass in every game he participated in last fall (10 games).
 - The Badgers scored at least 35 points in five of the eight games that Brooks Bollinger started at QB.
 - Five 1999 opponents failed to gain at least 100 yards rushing. The Badgers recorded more than 300 yards rushing in four games last fall.
 - Wisconsin suffered no turnovers in six games last season and won each one.
 - The Badgers had a positive turnover margin seven times in 1999. The UW won each of those contests.



Lee Evans was one of the 16 Badgers that caught at least one pass in 1999.

Starting Lineups

► Offensive starters

Opponent	QB	TB	FB	SE	FL	TE	LT	LG	C	RG	RT
Murray State	Kavanagh	Dayne	Kuhns	Chambers	Davis	Sigmund	McIntosh	Ferrario	Rabach	Costa	Tauscher
Ball State	Kavanagh	Dayne	Kuhns	Merritt	Davis	Sigmund	McIntosh	Ferrario	Rabach	Costa	Tauscher
@Cincinnati	Kavanagh	Dayne	Retzlaff*	Merritt	Davis	Sigmund	McIntosh	Ferrario	Rabach	Costa	Tauscher
Michigan	Kavanagh	Dayne	Kuhns	Chambers	Brown	Sigmund	McIntosh	Ferrario	Rabach	Costa	Tauscher
@Ohio State	Bollinger	Dayne	Kuhns	Chambers	Retzlaff*	Sigmund	McIntosh	Ferrario	Rabach	Costa	Tauscher
@Minnesota	Bollinger	Dayne	Kuhns	Chambers	Davis	Retzlaff	McIntosh	Ferrario	Rabach	Costa	Tauscher
Indiana	Bollinger	Dayne	Kuhns	Chambers	Anelli*	Retzlaff	McIntosh	Ferrario	Rabach	Costa	Tauscher
Mich. State	Bollinger	Dayne	Anelli*	Chambers	Davis	Retzlaff	McIntosh	Ferrario	Rabach	Costa	Tauscher
@N'western	Bollinger	Dayne	Kuhns	Chambers	Davis	Retzlaff	McIntosh	Ferrario	Rabach	Costa	Tauscher
@Purdue	Bollinger	Dayne	Evans#	Chambers	Davis	Retzlaff	McIntosh	Ferrario	Rabach	Costa	Tauscher
Iowa	Bollinger	Dayne	Evans#	Chambers	Davis	Brown#	McIntosh	Ferrario	Rabach	Costa	Tauscher
Stanford	Bollinger	Dayne	Kuhns	Chambers	Davis	Retzlaff	McIntosh	Ferrario	Rabach	Costa	Tauscher

* — extra tight end

— extra wide receiver

► Defensive starters

Defense	LE	NT	End	Rush	OLB	LB	LB	CB	FS	SS	CB
Murray State	Kolodziej	Mahlik	Bryant	Favret	Knight	Ghidorzi	D.Thompson	Echols	Doering	Myers	Fletcher
Ball State	Kolodziej	Mahlik	Bryant	Favret	Knight	Ghidorzi	D.Thompson	Echols	Doering	Myers	Fletcher
@Cincinnati	Kolodziej	Mahlik	Bryant	Favret	B.Thompson	Ghidorzi	D.Thompson	Echols	Doering	Myers	Fletcher
Michigan	Kolodziej	Mahlik	Bryant	Sprague	Lisowski	Ghidorzi	D.Thompson	Echols	Doering	Myers	Fletcher
@Ohio State	Kolodziej	Mahlik	Bryant	S. Mueller	Lisowski	Ghidorzi	D.Thompson	Echols	Doering	Myers	Fletcher
@Minnesota	Kolodziej	Mahlik	Bryant	Favret	Lisowski	Ghidorzi	Knight	Echols	Doering	Myers	Fletcher
Indiana	Kolodziej	Mahlik	Bryant	Favret	Lisowski	Ghidorzi	D.Thompson	Echols	Doering	Myers	Fletcher
Mich. State	Kolodziej	Mahlik	Bryant	Favret	Lisowski	Ghidorzi	D.Thompson	Echols	Doering	Myers	Fletcher
@N'western	Kolodziej	Mahlik	Bryant	Favret	Knight	Ghidorzi	D.Thompson	Echols	Doering	Myers	Fletcher
@Purdue	Kolodziej	Mahlik	Bryant	Favret	Knight	Ghidorzi	Boese\$	Echols	Doering	Myers	Fletcher
Iowa	Kolodziej	Mahlik	Sprague	Favret	Knight	Ghidorzi	D.Thompson	Echols	Doering	Myers	Fletcher
Stanford	Kolodziej	Mahlik	Bryant	Favret	Knight	Ghidorzi	D.Thompson	Echols	Doering	Myers	Fletcher

\$ — extra defensive back

► Players of the week

Opponent	Offense	Defense	Special Teams	Scout Offense	Scout Defense
Murray State	Ahmad Merritt	Chris Ghidorzi	Nick Davis	David Braun	Jesse Mayfield
Ball State	Nick Davis	Wendell Bryant	Nick Davis	Broderick Williams	Russ Kuhns
@Cincinnati	Ron Dayne	Jamar Fletcher	Ryan Marks	Scott Wille	Ryan Simmons
Michigan	Chris McIntosh	Eric Mahlik	Kevin Stemke	Josh Jakubowski	Jeff Mack
@Ohio State	Brooks Bollinger	Chris Ghidorzi	Ryan Marks	Rob Tucker	George Pratt
@Minnesota	Chris Chambers	Jamar Fletcher	Vitaly Pisetsky	Philip Koch	Nick Cochart
Indiana	Dague Retzlaff	Chris Ghidorzi	Joey Boese	Byron Brown	Clint Bakken
Michigan State	Ron Dayne	Ross Kolodziej	Vitaly Pisetsky	Lance Young	Chuck Smith
	Bill Ferrario	Jamar Fletcher			
@Northwestern	Chris Chambers	Donnel Thompson	Jamar Fletcher	Angelo Paganafanador	Chris Wagner
	Chris McIntosh				
@Purdue	Ron Dayne	Jamar Fletcher	Nick Davis	Jim Sorgi	Russ Kuhns
			Michael Bennett		
Iowa	Ron Dayne	John Favret	Nick Greisen	Jamaal Wilson	Doug Mittelstaedt
	Brooks Bollinger				
Stanford	Ron Dayne	Roger Knight	Kevin Stemke	Chester Janke	Nate Howard
		Eric Mahlik			

Game-by-game Offense

► Rushing by game (Attempts-Yards-TDs)

Player	MSU	BSU	CINCY	MICH	OSU	MINN	IND	MSU	NW	PUR	IOWA	STAN
Bennett	13-44-0	6-27-1	3-11-0	2-(-1)-0	4-27-0	1-0-0	6-114-2	9-45-1	4-8-0	2-3-0	6-14-0	1-6-0
Bickerstaff	0-0-0	DNP	DNP	DNP	DNP	DNP	1-1-0	0-0-0	DNP	DNP	0-0-0	DNP
Bollinger	3-10-0	7-35-0	0-0-0	6-52-1	17-78-0	20-62-0	5-36-1	10-7-1	9-39-1	8-(-5)-0	11-113-1	12-9-1
Carpenter	0-0-0	0-0-0	0-0-0	DNP	DNP	0-0-0	1-4-1	0-0-0	0-0-0	DNP	1-5-0	DNP
Daniels	1-9-0	2-7-0	DNP	DNP	0-0-0	0-0-0	2-4-0	DNP	DNP	DNP	DNP	3-3-0
Davis	0-0-0	1-7-0	1-11-0	0-0-0	0-0-0	0-0-0	0-0-0	0-0-0	0-0-0	0-0-0	0-0-0	0-0-0
Dayne	20-135-3	31-158-1	28-231-1	22-88-1	32-161-4	25-80-1	17-167-2	34-214-2	35-162-2	32-222-1	27-216-1	34-200-1
Faulkner	6-32-1	4-21-0	17-72-0	2-2-0	7-30-1	5-11-0	8-62-0	6-22-0	0-0-0	0-0-0	5-36-0	DNP
Kavanagh	1-(-6)-0	1-5-0	5-(-14)-0	4-(-16)-0	DNP	DNP	1-3-0	0-0-0	1-(-2)-0	DNP	1-1-1	DNP
Kuhns	0-0-0	1-3-0	3-29-0	0-0-0	0-0-0	1-3-0	1-5-1	1-2-0	0-0-0	0-0-0	0-0-0	2-10-0
N. Mueller	DNP	DNP	DNP	DNP	DNP	DNP	1-5-0	DNP	DNP	DNP	DNP	DNP
Unertl	6-41-1	2-7-0	DNP	DNP	0-0-0	DNP	13-60-0	3-11-0	0-0-0	0-0-0	7-37-0	DNP

► Receiving by game (Receptions-Yards-TDs)

Player	MSU	BSU	CINCY	MICH	OSU	MINN	IND	MSU	NW	PUR	IOWA	STAN
Anelli	0-0-0	1-7-0	0-0-0	0-0-0	0-0-0	0-0-0	1-24-0	1-15-0	0-0-0	0-0-0	0-0-0	0-0-0
Bennett	0-0-0	0-0-0	0-0-0	0-0-0	0-0-0	0-0-0	1-29-0	0-0-0	0-0-0	0-0-0	0-0-0	0-0-0
Braun	0-0-0	1-12-0	0-0-0	0-0-0	0-0-0	0-0-0	0-0-0	0-0-0	0-0-0	DNP	0-0-0	DNP
D. Brown	0-0-0	DNP	DNP	1-9-0	1-3-0	2-19-0	4-46-0	0-0-0	1-5-0	0-0-0	3-58-0	0-0-0
Carpenter	1-6-1	0-0-0	0-0-0	DNP	0-0-0	DNP	0-0-0	0-0-0	0-0-0	DNP	1-11-0	DNP
Chambers	4-34-0	DNP	DNP	9-93-0	4-41-0	2-48-0	3-62-1	5-44-0	3-61-1	3-46-0	3-73-2	5-76-0
Daniels	0-0-0	1-6-0	DNP	DNP	0-0-0	0-0-0	0-0-0	DNP	DNP	DNP	DNP	0-0-0
Davis	0-0-0	4-91-0	3-55-0	2-25-0	3-29-0	3-91-1	2-38-0	0-0-0	1-14-0	0-0-0	1-3-0	0-0-0
Dayne	0-0-0	0-0-0	0-0-0	0-0-0	0-0-0	0-0-0	0-0-0	0-0-0	0-0-0	1-9-0	0-0-0	0-0-0
Evans	0-0-0	1-64-1	0-0-0	1-8-0	DNP	DNP	DNP	0-0-0	0-0-0	1-4-0	0-0-0	0-0-0
Faulkner	0-0-0	0-0-0	0-0-0	0-0-0	0-0-0	0-0-0	1-19-0	0-0-0	0-0-0	0-0-0	0-0-0	DNP
Kuhns	0-0-0	1-7-1	1-3-0	0-0-0	3-51-0	2-28-0	1-5-0	0-0-0	0-0-0	0-0-0	3-39-1	0-0-0
Merritt	3-63-0	0-0-0	2-15-0	1-19-0	1-17-0	1-15-0	1-12-0	0-0-0	0-0-0	0-0-0	0-0-0	0-0-0
Retzlaff	0-0-0	0-0-0	0-0-0	0-0-0	3-26-0	1-11-0	0-0-0	0-0-0	1-9-0	1-3-1	0-0-0	0-0-0
Sigmund	2-19-0	1-3-0	2-12-0	1-1-0	0-0-0	DNP	DNP	DNP	DNP	0-0-0	0-0-0	2-29-0
Whyte	1-17-0	0-0-0	DNP	DNP	0-0-0	DNP	1-9-0	0-0-0	DNP	DNP	0-0-0	DNP

► Passing by game (Completions-Attempts-Percentage-Yards-TDs-Interceptions)

Team	BROOKS BOLLINGER						SCOTT KAVANAGH					
	Cmp.	Att.	Pct.	Yds.	TD	Int.	Cmp.	Att.	Pct.	Yds.	TD	Int.
Murray State	3	7	.429	37	1	0	8	12	.667	102	0	0
Ball State	3	6	.500	25	0	0	7	14	.500	165	2	0
@Cincinnati	0	1	.000	0	0	1	8	21	.381	85	0	0
Michigan	6	9	.667	61	0	0	9	19	.473	94	0	1
@Ohio State	15	27	.556	167	0	0				DNP		
@Minnesota	11	21	.524	212	1	0				DNP		
Indiana	9	10	.900	162	1	0	6	9	.667	82	0	0
Michigan State	6	11	.545	59	0	0	0	0	.000	0	0	0
@Northwestern	6	11	.545	89	1	1	0	0	.000	0	0	0
@Purdue	7	11	.636	72	1	0				DNP		
Iowa	9	12	.750	144	3	0	2	4	.500	40	0	0
Stanford	7	14	.500	105	0	0				DNP		

Game-by-game Defense

monofl 9991




► Tackles by game (Solo-Assists-Total)

Player	MSU	BSU	CINCY	MICH	OSU	MINN	IND	MSU	NW	PUR	IOWA	STAN
Bakken	1-0=1	DNP	DNP	0-0=0	DNP	DNP	0-0=0	DNP	0-0=0	DNP	0-0=0	DNP
Bennett	0-0=0	0-0=0	1-0=1	0-0=0	0-1=1	2-1=3	0-0=0	0-0=0	1-0=1	1-1=2	0-1=1	0-0=0
Boese	3-0=3	1-0=1	0-2=2	5-1=6	0-0=0	2-1=3	2-0=2	0-1=1	2-0=2	3-1=4	1-0=1	2-0=2
Bryant	2-1=3	4-3=7	2-3=5	6-2=8	2-2=4	1-1=2	1-1=2	0-2=2	3-2=5	1-1=2	3-1=4	4-0=4
Cannon	DNP	DNP	DNP	DNP	DNP	DNP	DNP	DNP	0-1=1	DNP	0-0=0	0-0=0
Clark	0-0=0	0-1=1	0-0=0	0-0=0	0-0=0	0-0=0	1-0=1	0-1=1	0-0=0	0-1=1	0-0=0	0-0=0
Dayne	0-0=0	1-0=1	0-0=0	0-0=0	0-0=0	0-0=0	0-0=0	0-0=0	0-0=0	0-0=0	0-0=0	0-0=0
Doering	2-1=3	3-2=5	3-1=4	6-3=9	9-2=11	11-2=13	3-3=6	6-4=10	8-6=14	12-5=17	8-2=10	8-1=9
Downing	2-3=5	2-1=3	DNP	DNP	DNP	DNP	1-0=1	1-0=1	0-0=0	0-0=0	0-0=0	0-0=0
Echols	3-1=4	0-0=0	1-0=1	4-1=5	1-1=2	0-0=0	0-0=0	4-0=4	4-1=5	4-2=6	1-0=1	3-0=3
Favret	1-1=2	3-2=5	2-0=2	3-2=5	0-0=0	2-3=5	3-2=5	3-2=5	1-3=4	5-3=8	3-2=5	1-0=1
Fletcher	2-0=2	2-2=4	3-1=4	4-1=5	3-0=3	2-2=4	2-2=4	2-1=3	6-3=9	5-1=6	3-0=3	6-1=7
Ghidorzi	1-4=5	2-1=3	3-4=7	8-4=12	7-2=9	7-4=11	6-4=10	5-2=7	11-9=20	8-7=15	5-4=9	5-2=7
Greisen	1-0=1	0-2=2	1-0=1	0-0=0	1-1=2	0-2=2	1-0=1	0-1=1	0-0=0	0-0=0	0-0=0	0-0=0
Herbert	0-1=1	2-0=2	0-0=0	0-0=0	2-1=3	0-0=0	0-0=0	0-0=0	0-0=0	1-0=1	2-0=2	2-0=2
Janek	0-0=0	0-0=0	DNP	1-1=2	0-1=1	0-0=0	0-2=2	1-0=1	2-0=2	0-1=1	0-0=0	0-0=0
Knight	3-1=4	5-0=5	8-1=9	0-0=0	1-0=1	1-3=4	4-0=4	2-4=6	7-3=10	4-5=9	2-0=2	3-4=7
Kolodziej	1-1=2	1-1=2	0-2=2	0-1=1	3-3=6	6-3=9	5-0=5	1-1=2	2-2=4	0-3=3	1-1=2	2-4=6
Lisowski	DNP	DNP	1-0=1	0-0=0	3-3=6	1-2=3	1-2=3	0-0=0	0-0=0	0-0=0	0-0=0	0-0=0
Mahlik	1-2=3	1-1=2	2-0=2	4-5=9	0-1=1	3-2=5	3-0=3	1-3=4	0-2=2	4-1=5	2-3=5	1-0=1
Marks	0-0=0	0-1=1	0-0=0	0-1=1	0-1=1	0-0=0	0-1=1	0-1=1	0-1=1	1-0=1	0-1=1	0-0=0
McGrew	1-0=1	DNP	DNP	DNP	DNP	DNP	0-0=0	DNP	0-1=1	0-0=0	0-0=0	DNP
Myers	1-2=3	2-0=2	7-1=8	4-2=6	3-0=3	3-1=4	1-3=4	2-0=2	5-0=5	10-3=13	1-0=1	4-0=4
S. Mueller	0-1=1	2-1=3	2-1=3	2-1=3	2-2=4	1-0=1	1-1=2	0-0=0	2-0=2	DNP	0-0=0	1-0=1
Pisetsky	0-0=0	0-1=1	0-1=1	0-0=0	0-0=0	0-0=0	0-0=0	0-1=1	0-0=0	0-0=0	0-0=0	0-0=0
Rosga	0-0=0	0-0=0	0-0=0	0-0=0	0-0=0	0-2=2	0-0=0	0-0=0	0-0=0	0-0=0	DNP	0-0=0
Schick	1-0=1	0-0=0	0-0=0	0-0=0	DNP	1-1=2	0-1=1	0-0=0	0-1=1	0-0=0	0-0=0	0-0=0
Simmons	0-0=0	1-0=1	DNP	DNP	DNP	DNP	0-0=0	0-0=0	DNP	DNP	DNP	DNP
Smith	0-2=2	DNP	DNP	DNP	DNP	DNP	0-0=0	DNP	DNP	DNP	DNP	DNP
Solwold	0-0=0	0-0=0	0-0=0	0-0=0	0-0=0	0-2=2	0-0=0	0-0=0	0-0=0	0-0=0	0-0=0	0-0=0
Sprague	1-0=1	1-2=3	2-3=5	0-2=2	2-1=3	0-1=1	1-0=1	0-0=0	0-1=1	0-1=1	1-4=5	0-0=0
B. Thompson	1-1=2	0-2=2	0-0=0	1-0=1	0-0=0	DNP	0-2=2	0-1=1	DNP	DNP	DNP	DNP
D. Thompson	1-4=5	3-1=4	0-1=1	2-8=10	6-2=8	2-0=2	5-5=10	4-6=10	12-8=20	0-1=1	4-4=8	4-5=9
Tucker	DNP	0-0=0	0-0=0	0-0=0	0-0=0	0-0=0	0-0=0	0-0=0	DNP	DNP	1-0=1	DNP

► Tackles for loss by game (No.-Yards)


Player	MSU	BSU	CINCY	MICH	OSU	MINN	IND	MSU	NW	PUR	IOWA	STAN
Bakken	1-3	DNP	DNP	0-0	DNP	DNP	0-0	DNP	0-0	DNP	0-0	0-0
Bryant	0-0	3-18	0-0	2-15	1-3	0-0	0-0	0-0	0-0	1-3	0-0	2-7
Favret	0-0	0-0	0-0	1-14	0-0	0-0	2-7	0-0	0-0	2-7	1-5	0-0
Fletcher	0-0	0-0	0-0	0-0	0-0	0-0	1-5	0-0	1-2	0-0	0-0	0-0
Ghidorzi	1-2	0-0	1-2	1-3	2-11	0-0	3-19	1-3	0-0	0-0	0-0	0-0
Greisen	0-0	0-0	0-0	0-0	0-0	0-0	1-7	0-0	0-0	0-0	0-0	0-0
Herbert	0-0	0-0	0-0	0-0	1-9	0-0	0-0	0-0	0-0	0-0	0-0	2-20
Knight	1-1	1-2	2-4	0-0	0-0	1-2	1-8	0-0	1-4	0-0	0-0	0-0
Kolodziej	0-0	0-0	0-0	0-0	1-3	0-0	3-11	1-2	1-1	0-0	0-0	1-2
Lisowski	DNP	DNP	0-0	0-0	1-6	0-0	0-0	0-0	0-0	0-0	0-0	0-0
Mahlik	1-1	1-4	0-0	1-1	0-0	1-3	0-0	0-0	0-0	0-0	0-0	1-6
McGrew	1-1	DNP	DNP	DNP	DNP	DNP	0-0	DNP	0-0	0-0	0-0	DNP
S. Mueller	0-0	2-4	0-0	0-0	1-2	0-0	0-0	0-0	0-0	DNP	0-0	0-0
Myers	0-0	0-0	0-0	0-0	1-3	1-6	0-0	1-8	0-0	0-0	0-0	0-0
Sprague	1-5	1-4	0-0	0-0	0-0	0-0	1-3	0-0	0-0	0-0	0-0	0-0
B. Thompson	0-0	0-0	0-0	1-1	0-0	DNP	0-0	0-0	DNP	DNP	DNP	DNP
D. Thompson	1-2	0-0	0-0	0-0	0-0	2-4	0-0	1-2	1-2	0-0	0-0	0-0

► Big Ten honors



Pictured (top to bottom) are 1999 Big Ten Offensive Player of the Year Ron Dayne, Big Ten Offensive Lineman of the Year Chris McIntosh and Big Ten Freshman of the Year Brooks Bollinger.


► Academic all-Big Ten



Joey Boese




David Braun




Wendell Bryant



Chris Ghidorzi




Chad Kuhns



Sam Mueller



Dague Retzlaff



Rob Roell



Jason Schick



Mark Tauscher


► All-Big Ten

Chosen by coaches

Wendell Bryant, first-team
 Chris Chambers, honorable mention
 Ron Dayne, first-team
 Jason Doering, honorable mention
 Mike Echols, honorable mention
 Bill Ferrario, first-team
 Jamar Fletcher, first-team
 Chris Ghidorzi, honorable mention
 Chris McIntosh, first-team
 Eric Mahlik, honorable mention
 Bobby Myers, honorable mention
 Vitaly Pisetsky, first-team
 Casey Rabach, second-team
 Kevin Stemke, honorable mention

Chosen by media

Wendell Bryant, second-team
 Chris Chambers, honorable mention
 Ron Dayne, first-team
 Jason Doering, honorable mention
 Mike Echols, honorable mention
 Bill Ferrario, first-team
 Jamar Fletcher, first-team
 Chris Ghidorzi, honorable mention
 Chris McIntosh, first-team
 Eric Mahlik, honorable mention
 Bobby Myers, honorable mention
 Vitaly Pisetsky, first-team
 Casey Rabach, first-team
 Kevin Stemke, honorable mention



Ron Dayne, the Big Ten's all-time leading rusher and scorer, was the league MVP and received the *Chicago Tribune's* Silver Football. Dayne also became the first three-time rushing champ in conference history.

Heisman Trophy winner
Ron Dayne

Maxwell Award winner
Ron Dayne

Doak Walker Award winner
Ron Dayne

Outland Trophy finalist
Chris McIntosh

Lou Groza Award finalist
Vitaly Pisetsky

Mosi Tatupu Award finalist
Vitaly Pisetsky

Associated Press Player of the Year
Ron Dayne

Walter Camp Player of the Year
Ron Dayne

Football News Player of the Year
Ron Dayne

The Sporting News Player of the Year
Ron Dayne

Chicago Tribune Silver Football
winner (Big Ten MVP)
Ron Dayne

Associated Press All-American
Ron Dayne, first team
Chris McIntosh, first team
Jamar Fletcher, second team

Walter Camp All-American
Ron Dayne, first team
Chris McIntosh, first team
Jamar Fletcher, second team


Walter Camp Connecticut
College Player of the Year
Bobby Myers

AFCA All-American (coaches)
Ron Dayne, first-team
Chris McIntosh, first-team

FWAA All-American (writers)
Ron Dayne
Chris McIntosh

Football News All-American
Ron Dayne
Jamar Fletcher
Chris McIntosh

The Sporting News All-American
Nick Davis, third-team
Ron Dayne, first-team
Jamar Fletcher, first-team
Chris McIntosh, first-team



Ron Dayne won both the Maxwell Award (college football's best player) and the Doak Walker Award (top running back) at the ESPN College Football Awards Show in Orlando, FL.

The Sporting News Freshman
All-American
Brooks Bollinger, second-team

CNN/SI.com All-American
Ron Dayne
Jamar Fletcher
Chris McIntosh

CBS Sportsline All-American
Ron Dayne, first-team
Jamar Fletcher, second-team
Chris McIntosh, first-team
Casey Rabach, second-team

collegefootballnews.com
All-American
Ron Dayne, first-team
Jamar Fletcher, first-team
Chris McIntosh, first-team

Home Depot College Football Coach of
the Decade finalist
Barry Alvarez

Big Ten Offensive Player of the Year
Ron Dayne, media & coaches

Big Ten Offensive Lineman of the Year
Chris McIntosh, coaches

Big Ten Freshman of the Year
Brooks Bollinger, media & coaches

Big Ten Players of the Week
Nick Davis vs. Ball State (offense)
Ron Dayne vs. Cincinnati (offense)
Ron Dayne vs. Michigan St. (offense)
Ron Dayne vs. Purdue (offense)
Ron Dayne vs. Iowa (offense)
Jamar Fletcher vs. Purdue (defense)
Chris Ghidorzi vs. Indiana (defense)
Vitaly Pisetsky vs. Ohio St. (spec. teams)
Vitaly Pisetsky vs. Minnesota (spec. teams)

efollett.com Lineman of the Week
Chris McIntosh vs. Indiana

USA Today Player of the Week
Ron Dayne vs. Iowa


Hula Bowl
Barry Alvarez
Ron Dayne
Bobby Myers
Mark Tauscher
Donnel Thompson

East West-Shrine Game
Mark Tauscher


Rose Bowl Most Valuable Player
Ron Dayne

Sports Illustrated All-Bowl Team
Dave Costa
Ron Dayne
Jamar Fletcher

Statistical Rankings



Chris Ghidorzi finished ninth in the Big Ten with an average of 9.2 tackles per game. He recorded 115 total stops last season.



Chris Chambers ranked among the league's top 10 in both receptions and receiving yards per game as a junior.

► NCAA rankings

Team Stats

Category	Average	Rank
Rushing offense	279.9	3rd
Passing offense	145.1	98th
Total offense	425.0	17th
Scoring offense	35.6	10th
Rushing defense	120.4	33rd
Pass efficiency defense	96.3	5th
Total defense	301.6	14th
Scoring defense	13.2	5th
Net punting	39.3	14th
Punt returns	12.4	18th
Kickoff returns	24.7	8th
Turnover margin	+1.00	T5th

NCAA rankings do not include bowl games.

► Big Ten rankings

Team Stats

Category	Average	Rank
Rushing offense	273.6	1st
Passing offense	141.8	11th
Total offense	415.3	2nd
Scoring offense	34.1	1st
Rushing defense	109.9	2nd
Pass efficiency defense	97.9	1st
Total defense	298.1	1st
Scoring defense	12.8	1st
Net punting	39.6	2nd
Punt returns	12.5	4th
Kickoff returns	26.0	1st
Turnover margin	+1.00	2nd

Big Ten rankings do include bowl games.

► Big Ten rankings

Individual Players

Category	Average	Big Ten
Brooks Bollinger	142.6	2nd
Chris Chambers	4.1	6th
Chris Chambers	57.8	8th
Nick Davis	13.3	2nd
Nick Davis	27.9	1st
Ron Dayne	169.5	1st
Ron Dayne	10.0	1st
Ron Dayne	20	1st
Ron Dayne	170.3	1st
Ron Dayne	169.5	7th
Jamar Fletcher	0.58	1st
Jamar Fletcher	16	4th
Chris Ghidorzi	9.2	9th
Bobby Myers	0.33	8th
Vitaly Pisetsky	80.0	3rd
Vitaly Pisetsky	7.8	6th
Vitaly Pisetsky	7.8	4th
Kevin Stemke	41.3	7th

Big Ten rankings do include bowl games.

► NCAA rankings

Individual Players

Category	Average	NCAA
Nick Davis	13.8	14th
Nick Davis	26.3	15th
Ron Dayne	167.7	2nd
Ron Dayne	167.5	9th
Ron Dayne	10.4	4th
Jamar Fletcher	0.64	T6th
Vitaly Pisetsky	8.1	29th
Vitaly Pisetsky	1.36	T22nd

NCAA rankings do not include bowl games.

Statistical Breakdowns

► Wisconsin season highs and lows

	Most	Least
Rushing Attempts	63 vs. Mich. St.	36 vs. Michigan
Rushing Yards	461 vs. Indiana	125 vs. Michigan
Pass Attempts	28 vs. Michigan	11, three times
Pass Completions	15, three times	6, two times
Passing Yards	244 vs. Indiana	59 vs. Mich. St.
Passes Intercepted	1, three times	0, nine times
Total Plays	87 vs. Ohio St.	55 vs. Purdue
Total Offense	705 vs. Indiana	280 vs. Michigan
First Downs	31 vs. Indiana	14 vs. Purdue
Points	59 vs. Indiana	12 vs. Cincinnati
Fumbles	4 vs. Indiana	0, five times
Fumbles Lost	2, two times	0, six times
Penalties	9 vs. Minnesota	3, two times
Penalty Yards	82 vs. Michigan	25 vs. Ball State

► Opponent season highs and lows

	Most	Least
Rushing Attempts	47 by N'western	23 by Mich. State
Rushing Yards	197 by N'western	-5 by Stanford
Pass Attempts	65 by Purdue	25, two times
Pass Completions	36 by Purdue	10 by Murray State
Passing Yards	350 by Purdue	90 by Cincinnati
Passes Intercepted	3, two times	0, two times
Total Plays	96 by Purdue	50 by Murray St.
Total Offense	494 by Purdue	176 by Ball St.
First Downs	34 by Purdue	11, two times
Points	21, two times	0 by Indiana
Fumbles	4, by Mich. St.	0, two times
Fumbles Lost	2, two times	0, eight times
Penalties	10 by Michigan	2 by Mich. St.
Penalty Yards	85 by Minnesota	15 by Cincinnati

► Big plays (at least 20 yards)

Mark Anelli (1): 24 pass	run, 57 run, 51 run, 24 run, 26
Michael Bennett (3): 21	run, 41 run, 37 run, 31 run, 38
run, 29 reception, 73 run	run, 64 run
Brooks Bollinger (4): 32	Lee Evans (1): 64 reception
run, 21 run, 31 run, 21 run	Eddie Faulkner (1): 20 run
Demetrius Brown (2): 23	Jamar Fletcher (2): 93 inter-
reception, 29 reception	ception return, 34 interception
Chris Chambers (8): 20	return
reception, 40 reception, 30 recep-	Chris Ghidorzi (1): 25
tion, 27 reception, 29 reception,	interception return
33 reception, 24 reception, 35	Chad Kuhns (4): 26 run, 29
reception	reception, 21 reception, 21
Nick Davis (13): 76 punt	reception
return, 40 kickoff return, 77 kick-	Ahmad Merritt (1): 41
off return, 33 punt return, 21	reception
reception, 44 reception, 33 recep-	Bobby Myers (1): 48 inter-
tion, 81 reception, 35 reception,	ception return
35 kickoff return, 91 kickoff	John Sigmund (1): 22
return, 20 punt return, 21 kickoff	reception
return	Matt Unertl (1): 23 run
Ron Dayne (15): 26 run, 29	Conroy Whyte (1): 44 kick-
run, 26 run, 34 run, 46 run, 69	off return

► Defensive leaders

TACKLES FOR LOSS

9/46	Wendell Bryant
9/40	Chris Ghidorzi
7/21	Roger Knight
7/19	Ross Kolodziej
6/33	John Favret
5/15	Eric Mahlik
5/10	Donnel Thompson
4/20	Bobby Myers

QUARTERBACK SACKS

7/40	Wendell Bryant
3/29	Ben Herbert
3/25	John Favret
3/12	Ross Kolodziej
2/17	Chris Ghidorzi
2/14	Bobby Myers
2/7	Jake Sprague
2/5	Sam Mueller

INTERCEPTIONS

7	Jamar Fletcher
4	Bobby Myers
1	Joey Boese
1	Mike Echols
1	Chris Ghidorzi
1	Roger Knight
1	Devery Hughes

PASSES BROKEN UP


12	Mike Echols
10	Jamar Fletcher
7	Bobby Myers
5	Jason Doering
3	Wendell Bryant
3	Roger Knight
2	Chris Ghidorzi
2	Dan Lisowski

FUMBLES FORCED

2	Chris Ghidorzi
1	Jason Doering
1	Roger Knight
1	John Favret
1	Ross Kolodziej
1	Michael Bennett
1	Ryan Marks

FUMBLES RECOVERED

1	Donnel Thompson
1	Bobby Myers
1	Wendell Bryant
1	Sam Mueller
1	Michael Bennett
1	Ryan Marks



Safety Jason Doering (8) and linebacker Donnel Thompson (44) ranked second and third on the team in tackles. Neither player came to UW on scholarship, but both served as captains in 1999.

Statistical Breakdowns


► Red Zone statistics Inside the 20-yard line

SEASON TOTAL

Team	No.	TDs	FGs	Ended By					
				Score	TO	Dwn.	Half	Punt	FGA
Wisconsin	54	35	11	46	2	1	1	0	2
Opponents	28	11	5	16	6	2	0	0	4

BY GAME

Team	No.	TDs	FGs	Ended By					
				Score	TO	Dwn.	Half	Punt	FGA
Murray State	6	6	0	6	0	0	0	0	0
Ball State	6	3	1	4	1	0	0	0	1
at Cincinnati	4	1	1	2	1	1	0	0	0
Michigan	2	1	1	2	0	0	0	0	0
at Ohio State	7	5	2	7	0	0	0	0	0
at Minnesota	3	1	2	3	0	0	0	0	0
Indiana	7	5	1	6	0	1	0	0	0
Michigan St.	5	3	2	5	0	0	0	0	0
at Northwestern	2	2	0	2	0	0	0	0	0
at Purdue	1	1	0	1	0	0	0	0	0
Iowa	7	5	0	5	0	1	1	0	0
Stanford	4	2	1	3	0	0	0	0	1



Nick Davis had UW's longest reception, punt return and kickoff return in 1999. He averaged 18.0 yards every time he touched the ball last fall.

► Points off turnovers

Team	UW TOs	Opp. Pts.	Opp. Pct.*	Opp. TOs	UW Pts.	UW Pct.*	Turn. Margin
Murray State	0	0	.000	1	0	.000	+1
Ball State	1	7	.700	2	7	.140	+1
at Cincinnati	3	3	.176	2	0	.000	-1
Michigan	2	7	.333	1	0	.000	-1
at Ohio St.	1	0	.000	3	13	.310	+2
at Minnesota	0	0	.000	1	0	.000	+1
Indiana	2	0	.000	1	0	.000	-1
Michigan St.	0	0	.000	5	20	.500	+5
at Northwestern	2	10	.526	2	7	.200	even
at Purdue	0	0	.000	3	21	.750	+3
Iowa	0	0	.000	1	0	.000	+1
Stanford	0	0	.000	0	0	.000	even
Totals	11	27	.175	22	68	.166	+11

* — percentage of points scored that came after opponent turnovers

► Goal-to-go situations

Team	No.	Scores	TD	FG	Pct.	Pts.	Avg
Wisconsin	27	25	21	4	.925	138	5.11
Opponents	14	9	7	2	.642	48	3.43

Badger long plays

Rush: 73 by Michael Bennett vs. Indiana

Pass: 81 by Brooks Bollinger vs. Minnesota

Reception: 81 by Nick Davis vs. Minnesota

Punt Return: 76 by Nick Davis vs. Murray State

Kickoff Return: 91 by Nick Davis vs. Purdue

Interception Return: 93 by Jamar Fletcher vs. Northwestern

Punt: 86 by Kevin Stemke vs. Michigan State

Field Goal: 53 by Vitaly Pisetsky vs. Ball State

1999 Big Ten Summary

Big Ten Individual Statistics

Final Big Ten standings

Team	Big Ten			Overall		
	Won	Lost	Pct.	Won	Lost	Pct.
Wisconsin	7	1	.875	10	2	.833
Michigan State	6	2	.750	10	2	.833
Michigan	6	2	.750	10	2	.833
Penn State	5	3	.625	10	3	.769
Minnesota	5	3	.625	8	4	.667
Illinois	4	4	.500	8	4	.667
Purdue	4	4	.500	7	5	.583
Ohio State	3	5	.375	6	6	.500
Indiana	3	5	.375	4	7	.364
Northwestern	1	7	.143	3	8	.273
Iowa	0	8	.000	1	10	.091



► Media's All-Big Ten team

Offense

Pos.	First Team	Second Team
QB	Drew Brees, Pur.	Antwaan Randle El, Ind.
RB	Ron Dayne, Wis.	Damien Anderson, N'western
RB	Thomas Hamner, Minn.	Anthony Thomas, Mich.
C	Casey Rabach, Wis.	Ben Hamilton, Minn.
G	Bill Ferrario, Wis.	Eric Cole, Penn St.
G	Steve Hutchinson, Mich.	Shaun Mason, Mich. St.
T	Jeff Backus, Mich.	Matt Light, Pur.
T	Chris McIntosh, Wis.	Kareem McKenzie, Penn St.
TE	Tim Stratton, Pur.	Chris Baker, Mich. St.
WR	Plaxico Burress, Mich. St.	Marcus Knight, Mich.
WR	Chris Daniels, Pur.	David Terrell, Mich.
K	Vitaly Pisetsky, Wis.	Paul Edinger, Mich. St.

Defense

Pos.	First Team	Second Team
DL	Courtney Brown, Penn St.	Akin Ayodele, Pur.
DL	Rob Renes, Mich.	Wendell Bryant, Wis.
DL	Karon Riley, Minn.	Dwayne Missouri, North.
DL	Robaire Smith, Mich. St.	John Schlecht, Minn.
LB	Lavar Arrington, Penn St.	Kevin Bentley, North.
LB	Julian Peterson, Mich. St.	Na'il Diggs, Ohio St.
LB	Brandon Short, Penn St.	Ian Gold, Mich.
DB	Tyrone Carter, Minn.	Adrian Beasley, Pur.
DB	Jamar Fletcher, Wis.	Matt Bowen, Iowa
DB	Ahmed Plummer, Ohio St.	David Macklin, Penn St.
DB	Amp Campbell, Mich. St.	Aric Morris, Mich. St.
P	Drew Hagan, Ind.	Craig Jarrett, Mich. St.

Honorable Mention: *Illinois:* Danny Clark, Steve Fitts, Tony Francis, Kurt Kittner, Neil Rackers, Ray Redziniak, Marques Sullivan; *Indiana:* Adewale Ogunleye, Levron Williams; *Iowa:* Kevin Kasper; *Michigan:* Tom Brady, James Hall, Tommy Hendricks; *Michigan State:* Renaldo Hill, Casey Jensen, Greg Robinson-Randall, T.J. Turner; *Minnesota:* Adam Haayer, Alex Hass, Sean Hoffman, Willie Middlebrooks; Dan Nystrom, Dyron Russ; *Northwestern:* Harold Balckmon, Jay Tant; *Ohio State:* Gary Berry, Mike Collins, James Cotton, Ben Gilbert, Ken-Yon Rambo; *Penn State:* Askari Adams, John Blick, Chafie Fields, Travis Forney, Justin Kurpeikis, Eric McCoo; *Purdue:* David Nugent, Vinny Sutherland; *Wisconsin:* Chris Chambers, Jason Doering, Mike Echols, Chris Ghidorzi, Eric Mahlik, Bobby Myers, Kevin Stemke

► Coaches' All-Big Ten team

Offense

Pos.	First Team	Second Team
QB	Drew Brees, Pur.	Antwaan Randle El, Ind.
RB	Ron Dayne, Wis.	Ladell Betts, Iowa
RB	Thomas Hamner, Minn.	Anthony Thomas, Mich.
C	Ben Hamilton, Minn.	Casey Rabach, Wis.
G	Bill Ferrario, Wis.	Shaun Mason, Mich. St.
G	Steve Hutchinson, Mich.	Ray Redziniak, Ill.
T	Chris McIntosh, Wis.	Jeff Backus, Mich.
T	Kareem McKenzie, Penn St.	Marques Sullivan, Ill.
TE	Tim Stratton, Pur.	Chris Baker, Mich. St.
WR	Plaxico Burress, Mich. St.	Chris Daniels, Pur.
WR	David Terrell, Mich.	Chafie Fields, Penn St.
K	Vitaly Pisetsky, Wis.	Paul Edinger, Mich. St.

Defense

Pos.	First Team	Second Team
DL	Courtney Brown, Penn St.	Dwayne Missouri, North.
DL	Wendell Bryant, Wis.	David Nugent, Pur.
DL	Rob Renes, Mich.	Adewale Ogunleye, Ind.
DL	Robaire Smith, Mich. St.	Karon Riley, Minn.
LB	Lavar Arrington, Penn St.	John Schlecht, Minn.
LB	Ian Gold, Mich.	Na'il Diggs, Ohio St.
LB	Brandon Short, Penn St.	Dhani Jones, Mich.
DB	Tyrone Carter, Minn.	Julian Peterson, Mich. St.
DB	Jamar Fletcher, Wis.	Willie Middlebrooks, Minn.
DB	Tommy Hendricks, Mich.	Aric Morris, Mich. St.
DB	Amp Campbell, Mich. St.	Ahmed Plummer, Ohio St.
P	Craig Jarrett, Mich. St.	David Macklin, Penn St.
		Drew Hagan, Ind.

Honorable Mention: *Illinois:* Danny Clark, Rameel Connor, Steve Fitts, Tony Francis, Kurt Kittner, Neil Rackers; *Indiana:* Pita Elisara, Mike McGrath, Craig Osika, Andy Payne, Levron Williams; *Michigan:* Tom Brady, James Hall, Marcus Knight, Aaron Shea; *Michigan State:* Lloyd Clemons, Renaldo Hill, Casey Jensen, Greg Robinson-Randall, T.J. Turner; *Minnesota:* Billy Cockerham, Adam Haayer, Alex Hass, Sean Hoffman, Ron Johnson, Dan Nystrom, Dyron Russ; *Northwestern:* Damien Anderson, Kevin Bentley, Harold Balckmon, Jay Tant; *Ohio State:* Gary Berry, Nate Clements, James Cotton, Ben Gilbert, Ryan Pickett, Ken-Yon Rambo, Michael Wiley; *Penn State:* Askari Adams, John Blick, Eric Cole, Travis Forney, Justin Kurpeikis, Eric McCoo, Mac Morrison, Pat Pidgeon; *Purdue:* Akin Ayodele, Adrian Beasley, Matt Light, Jason Loerzel; *Wisconsin:* Chris Chambers, Jason Doering, Mike Echols, Chris Ghidorzi, Eric Mahlik, Bobby Myers, Kevin Stemke

Big Ten Individual Statistics

► Rushing

Player	Att.	Yards	Avg.	TD	YPG
Ron Dayne, Wis.	337	2,034	6.0	20	169.5
Thomas Hamner, Minn.	308	1,426	4.6	10	118.8
Anthony Thomas, Mich.	301	1,297	4.3	17	108.1
Damien Anderson, North.	306	1,128	3.7	3	102.5
Lloyd Clemons, Mich. St.	191	959	5.0	0	79.9
Michael Wiley, Ohio St.	183	952	5.2	10	79.3
Ladell Betts, Iowa	189	857	4.5	5	77.9
Levron Williams, Ind.	118	817	6.9	4	74.3
Antwaan Randle El, Ind.	224	788	3.5	13	71.6
Montrell Lowe, Purdue	173	841	4.9	5	70.1

► Pass efficiency

Player	PA	PC	Pct.	Yards	Eff.
Rashard Casey, Penn St.	110	67	.609	1,002	151.2
Brooks Bollinger, Wis.	140	82	.586	1,133	142.6
Tom Brady, Mich.	341	214	.628	2,586	142.3
Antwaan Randle El, Ind.	279	150	.538	2,277	137.4
Kevin Thompson, Penn St.	242	133	.550	1,916	131.8
Drew Brees, Pur.	554	337	.608	3,909	130.7
Kurt Kittner, Ill.	396	216	.545	2,702	129.3
Billy Cockerham, Minn.	276	147	.533	2,091	127.6
Bill Burke, Mich. St.	312	173	.554	2,214	124.7
Steve Bellisari, Ohio St.	224	101	.451	1,616	115.3

► Total offense

Player	Plays	Rush.	Pass.	Total	YPG
Drew Brees, Pur.	633	177	3,909	4,086	340.5
Antwaan Randle El, Ind.	503	788	2,277	3,065	278.6
Billy Cockerham, Minn.	444	831	2,091	2,922	243.5
Kurt Kittner, Ill.	463	83	2,702	2,785	232.1
Tom Brady, Mich.	378	-47	2,586	2,539	211.6
Scott Mullen, Iowa	274	114	1,415	1,529	169.9
Ron Dayne, Wis.	337	2,034	0	2,034	169.5
Bill Burke, Mich. St.	361	-200	2,214	2,014	167.8
Steve Bellisari, Ohio St.	340	332	1,616	1,948	162.3
Kevin Thompson, Penn St.	274	7	1,916	1,923	160.3

► Receiving

Player	Rec.	Yards	Avg.	TD	YPG
Chris Daniels, Pur.	121	1,236	10.2	7	103.0
Plaxico Burress, Mich. St.	66	1,142	17.3	12	95.2
David Terrell, Mich.	71	1,038	14.6	7	86.5
Ken-Yon Rambo, Ohio St.	41	833	20.3	6	69.4
Kevin Kasper, Iowa	60	664	11.1	3	66.4
Marcus Knight, Mich.	39	794	20.4	6	66.2
Vinny Sutherland, Pur.	39	698	17.9	7	58.2
Chris Chambers, Wis.	41	578	14.1	4	57.8
Versie Gaddis, Ind.	35	633	18.1	3	57.5
Randall Lane, Pur.	52	690	13.3	5	57.5

► Scoring

Player	TD	PAT	FG	Pts.	PPG
Ron Dayne, Wis.	20	0	0	120	10.0
Neil Rackers, Ill.	1	44	20	110	9.2
Travis Forney, Penn St.	0	47	22	113	8.7
Paul Edinger, Mich. St.	0	40	21	103	8.6
Anthony Thomas, Mich.	17	0	0	102	8.5
Vitaly Pisetsky, Wis.	0	46	16	94	7.8
Dan Nystrom, Minn.	0	41	17	92	7.7
Travis Dorsch, Pur.	0	38	18	92	7.7
Antwaan Randle El, Ind.	13	0	0	78	7.1
Thomas Hamner, Minn.	13	0	0	78	6.5

► All-purpose yardage

Player	Rush.	Rec.	Ret.	Total	YPG
Ron Dayne, Wis.	2,034	9	0	2,043	170.3
Thomas Hamner, Minn.	1,426	305	0	1,731	144.3
Anthony Thomas, Mich.	1,297	168	216	1,681	140.1
Ken-Yon Rambo, Ohio St.	34	833	673	1,540	128.3
Damien Anderson, North.	1,128	184	0	1,312	119.3
Levron Williams, Ind.	817	360	0	1,177	107.0
Chris Daniels, Pur.	-1	1,236	0	1,235	102.9
Michael Wiley, Ohio St.	952	153	114	1,219	101.6
Rocky Harvey, Ill.	774	243	193	1,210	100.8
Gari Scott, Mich. St.	-8	483	625	1,100	100.0

► Punt returns

Player	Ret.	Yards	Avg.	TD
Vinny Sutherland, Pur.	18	296	16.4	2
Nick Davis, Wis.	19	252	13.3	1
Gari Scott, Mich. St.	37	488	13.2	1
Tyrone Carter, Minn.	30	356	11.9	0
Bruce Branch, Penn St.	41	464	11.3	2
DiAello Johnson, Mich.	23	239	10.4	0
Eugene Wilson, Ill.	31	304	9.8	1
Nate Clements, Ohio St.	18	175	9.7	0
Derin Graham, Ind.	14	116	8.3	0
Chris Oliver, Iowa	18	147	8.2	0

► Kickoff returns

Player	Ret.	Yards	Avg.	TD
Nick Davis, Wis.	15	418	27.9	2
Kenny Watson, Penn St.	22	522	23.7	0
Tim Dodge, Iowa	26	582	22.4	0
Derin Graham, Ind.	25	548	21.9	1
Ken-Yon Rambo, Ohio St.	31	653	21.1	0
Herb Haygood, Mich. St.	26	534	20.5	0
Chris Clopton, Pur.	19	341	17.9	0
Louis Ayeni, North.	17	295	17.4	0
A.C. Carter, Ind.	17	284	16.7	0
Tyrone Carter, Minn.	19	300	16.7	0

► Punting

Player	No.	Yards	Avg.
Drew Hagan, Ind.	44	1,971	44.8
Craig Jarrett, Mich. St.	62	2,699	43.5
Jason Baker, Iowa	70	2,962	42.3
Steve Fitts, Ill.	65	2,749	42.3
Danny Rogers, Pur.	46	1,926	41.9
Pat Pidgeon, Penn St.	59	2,458	41.7
Kevin Stemke, Wis.	50	2,063	41.3
Ryan Rindels, Minn.	69	2,832	41.0
J.J. Standring, North.	84	3,404	40.5
Hayden Epstein, Mich.	32	1,282	40.1

► Field goal percentage

Player	FG	FGA	Lg	Pct.
Dan Nystrom, Minn.	17	21	51	.810
Paul Edinger, Mich. St.	21	26	55	.808
Vitaly Pisetsky, Wis.	16	20	53	.800
Travis Forney, Penn St.	22	28	47	.786
Neil Rackers, Ill.	20	26	50	.769
Dan Stultz, Ohio St.	12	16	47	.750
Andy Payne, Ind.	9	12	40	.750
Tim Long, North.	12	18	43	.667
Hayden Epstein, Mich.	5	8	56	.625
Travis Dorsch, Pur.	18	31	47	.581

► Interceptions

Player	Int.	Yards	TD	IPG
Jamar Fletcher, Wis.	7	135	2	0.58
T.J. Turner, Mich. St.	5	105	1	0.42
Adrian Beasley, Pur.	5	169	0	0.42
Muhammad Abdullah, Ill.	5	52	0	0.42
Ahmed Plummer, Ohio St.	5	64	0	0.42
Derek Fox, Penn St.	5	69	1	0.38
Tony Francis, Ill.	4	2	0	0.36
Bobby Myers, Wis.	4	54	0	0.33
Tarig Holman, Iowa	3	30	0	0.27
Michael McGrath, Ind.	3	12	0	0.27

► Pass breakups

Player	PBU
Amp Campbell, Mich. St.	28
Willie Middlebrooks, Minn.	18
Harold Blackmon, North.	18
Jamar Fletcher, Wis.	16
S. Cummings-John, North.	15
Ahmed Plummer, Ohio St.	14
Todd Howard, Mich.	14
Renaldo Hill, Mich. St.	13
David Macklin, Penn St.	13
Mike Echols, Wis.	12

► Tackles

Player	Solos	Assts	Total	TPG
Kevin Bentley, North.	87	55	142	12.9
Tyrone Carter, Minn.	116	28	144	12.0
Napolean Harris, North.	55	51	106	10.6
Aric Morris, Mich. St.	77	47	124	10.3
Matt Bowen, Iowa	79	33	112	10.2
Danny Clark, Ill.	64	58	122	10.2
Aaron Kampman, Iowa	67	37	104	9.5
Rashad Morton, North.	43	59	102	9.3
Chris Ghidorzi, Wis.	66	44	110	9.2
Jason Doering, Wis.	76	33	109	9.1

► Tackles for loss

Player	TFL	Yards
Courtney Brown, Penn St.	32	161
Julian Peterson, Mich. St.	30	140
Karon Riley, Minn.	22	119
Lavar Arrington, Penn St.	21	106
John Schlecht, Minn.	20	65
Dwayne Missouri, North.	20	74
Akin Ayodele, Pur.	19	98
Ben Mezera, Minn.	17	94
Jason Kurpeikis, Penn St.	17	90
Na'il Diggs, Ohio St.	15	53

► Quarterback sacks

Player	Sacks	Yards
Karon Riley, Minn.	16.0	101
Julian Peterson, Mich. St.	14.5	104
Courtney Brown, Penn St.	13.5	107
Ben Mezera, Minn.	12.0	64
Jason Kurpeikis, Penn St.	11.0	80
Akin Ayodele, Pur.	10.5	84
Lavar Arrington, Penn St.	10.0	82
Adewale Ogunleye, Ind.	7.5	49
James Hall, Mich.	7.0	44
Mike McGee, Ill.	7.0	41

► Fumbles forced

Player	FF
Julian Peterson, Mich. St.	6
Jason Eberhart, Ill.	4
Karon Riley, Minn.	4
Na'il Diggs, Ohio St.	3
Michael Hawthorne, Pur.	3
Ian Gold, Mich.	3
Courtney Brown, Penn St.	3
Josh Williams, Mich.	3
James Whitley, Mich.	3
many players with	2

Big Ten Team Statistics

► Total offense

School	YPG
Purdue	462.3
Wisconsin	415.3
Minnesota	410.2
Penn State	408.2
Illinois	407.3
Indiana	405.9
Michigan	386.6
Michigan State	368.2
Ohio State	347.7
Iowa	300.3
Northwestern	284.6

► Rushing offense


School	YPG
Wisconsin	273.6
Minnesota	227.2
Indiana	191.4
Penn State	183.4
Illinois	173.5
Ohio State	166.5
Michigan State	146.5
Northwestern	141.4
Purdue	130.2
Michigan	121.8
Iowa	93.5

► Pass efficiency

School	Points
Penn State	136.5
Indiana	136.1
Michigan	135.2
Wisconsin	133.3
Michigan State	131.0
Purdue	130.3
Illinois	129.2
Minnesota	126.5
Ohio State	113.9
Iowa	105.0
Northwestern	83.2

► Scoring offense

School	PPG
Wisconsin	34.1
Illinois	32.3
Purdue	32.0
Penn State	31.6
Michigan State	31.5
Minnesota	30.7
Michigan	29.9
Indiana	26.5
Ohio State	23.8
Iowa	14.7
Northwestern	12.8



Wisconsin's 1999 defenders led the Big Ten in total defense (298.1), pass efficiency defense (97.9) and scoring defense (12.8).

► Kickoff returns

School	Avg.
Wisconsin	26.0
Penn State	21.2
Iowa	20.6
Northwestern	19.9
Michigan	19.6
Indiana	18.7
Ohio State	18.3
Michigan State	17.7
Minnesota	17.0
Purdue	17.0
Illinois	16.6

► Punt returns

School	Avg.
Purdue	14.3
Minnesota	13.8
Michigan State	12.7
Wisconsin	12.5
Penn State	11.2
Illinois	10.7
Iowa	9.5
Ohio State	9.3
Indiana	8.3
Northwestern	8.2
Michigan	8.0

► Net punting

School	Avg.
Michigan State	40.4
Wisconsin	39.6
Minnesota	38.0
Purdue	37.7
Iowa	37.6
Illinois	36.1
Northwestern	35.5
Ohio State	35.4
Indiana	35.4
Michigan	33.3
Penn State	33.1

► Turnover margin

School	Margin
Illinois	+1.18
Wisconsin	+1.00
Michigan	+0.91
Purdue	+0.18
Indiana	+0.09
Minnesota	+0.00
Penn State	-0.17
Michigan State	-0.18
Iowa	-0.36
Northwestern	-0.64
Ohio State	-0.67

► Total defense

School	YPG
Wisconsin	298.1
Michigan State	304.7
Penn State	311.3
Minnesota	319.9
Michigan	330.0
Ohio State	362.3
Purdue	366.4
Illinois	387.8
Northwestern	388.0
Indiana	430.1
Iowa	463.4

► Rushing defense

School	YPG
Michigan State	76.2
Wisconsin	109.9
Penn State	113.8
Michigan	120.8
Purdue	139.2
Minnesota	140.5
Ohio State	159.7
Illinois	169.5
Northwestern	187.6
Indiana	211.1
Iowa	245.3

► Pass eff. defense

School	Points
Wisconsin	97.9
Minnesota	98.4
Penn State	107.1
Illinois	112.2
Michigan State	113.0
Northwestern	113.4
Michigan	122.8
Ohio State	123.1
Purdue	125.4
Indiana	132.6
Iowa	146.1


► Scoring defense

School	PPG
Wisconsin	12.8
Minnesota	16.3
Penn State	18.0
Michigan State	20.4
Michigan	20.6
Illinois	22.8
Ohio State	23.5
Purdue	25.4
Northwestern	27.4
Iowa	31.5
Indiana	35.1

Game Summaries

Wisconsin 49, Murray State 10

Dayne rambles for 135 yards in 39-point rout



MADISON, Wis. — Wisconsin scored on six of its seven possessions in the first half and led 42-7 at halftime, before cruising to a 49-10 victory over Murray State.

Ron Dayne rushed for 135 yards and three TDs, all in the first half, as the UW racked up 265 rushing yards. The Badgers gained 404 yards of total offense, compared to just 190 for the Racers.

Nick Davis returned a punt 76 yards for a touchdown, the third of his career. Besides a 66-yard touchdown run, Wisconsin's defense allowed only 44 yards rushing. UW return teams registered 196 yards (156 on punts and 40 on kickoffs).

Joey Boese (pictured) had an interception for the Badgers.

► Individual leaders

Rushing: Dayne (W) 20-135; Bennett (W) 13-44; Jackson (MS) 14-66

Passing: Kavanagh (W) 8-12-102; Bollinger (W) 3-7-37; Fuente (MS) 10-26-97

Receiving: Chambers (W) 4-34; Merritt (W) 3-63; Boykins (MS) 4-36

Team statistics

Category	MSU	Wis.
First downs	11	24
Rushing	24-93	50-265
Passing Yards	97	139
Passes	10-26-1	11-19-0
Total Yards	190	404
Punts-Avg	8-45.9	4-44.3
Punt Returns	0-0	5-156
Kick. Returns	4-44	1-40
Penalties	5-39	7-69
Fumbles-Lost	3-0	2-0
Third-down	2-11	6-11
Possession	24:19	35:41

Scoring summary

Murray St. 7 0 0 3 10
Wisconsin 21 21 7 0 49

W: Dayne 3 run (Pisetsky kick), 11:22

W: Dayne 15 run (Pisetsky kick), 8:07

M: Jackson 66 run (Miller kick), 7:24

W: Unertl 2 run (Pisetsky kick), 0:23

W: Davis 76 punt return (Pisetsky kick), 13:02

W: Dayne 14 run (Pisetsky kick), 3:10


W: Faulkner 6 run (Pisetsky kick), 0:32

W: Carpenter 6 pass from Bollinger (Pisetsky kick), 8:23

M: Miller 45 FG, 6:29

Wisconsin 50, Ball State 10

Defense & special teams score in rout of Cardinals



MADISON, Wis. — Ron Dayne rushed for 158 yards and Wisconsin got scores from its defense and special teams as the Badgers defeated Ball State 50-10.

Wisconsin gained a 19-0 lead in the first half, without the benefit of an offensive touchdown. Vitaly Pisetsky had a 25-yard field goal; Eric Mahlik recorded a safety and Nick Davis had a 77-yard return on the ensuing kick.

The defense scored again when Chris Ghidorzi picked off a pass and returned it 25 yards. Pisetsky made a 53-yard field goal just before halftime, the third-longest in Wisconsin history.

Scott Kavanagh (pictured) passed for a career-high 165 yards and two touchdowns.

► Individual leaders

Rushing: Dayne (W) 31-158; Bollinger (W) 7-35; Dunbar (BS) 8-17

Passing: Kavanagh (W) 7-14-165; Bollinger (W) 3-6-25; Conn (BS) 8-18-94; Walters (BS) 5-7-61

Receiving: Davis (W) 4-91; Jordan (BS) 3-79; Reese (BS) 3-49

Team statistics

Category	BSU	Wis.
First downs	11	24
Rushing	27-21	55-270
Passing Yards	155	190
Passes	13-25-2	10-20-0
Total Yards	176	460
Punts-Avg	8-45.9	4-44.3
Punt Returns	0-0	5-156
Kick. Returns	4-44	1-40
Penalties	5-39	7-69
Fumbles-Lost	0-0	2-1
Third-down	4-11	8-15
Possession	24:49	35:11

Scoring summary

Ball St. 0 7 0 3 10
Wisconsin 12 10 14 14 50

W: Pisetsky 25 FG, 8:32

W: Safety (Mahlik tackled Tate in end zone), 7:40

W: Davis 77 kickoff return (Pisetsky kick), 7:25

W: Ghidorzi 25 interception return (Pisetsky kick), 10:12

B: Lynch 5 pass from Conn (Jennings kick), 2:15

W: Pisetsky 53 FG, 0:34

W: Kuhns 7 pass from Kavanagh (Pisetsky kick), 9:34

W: Dayne 2 run (Pisetsky kick), 2:27


W: Evans 64 pass from Kavanagh (Pisetsky kick), 14:49

B: Jennings 29 FG, 3:45

W: Bennett 2 run (Neuser kick), 0:08

Cincinnati 17, Wisconsin 12

Three turnovers and eight penalties doom Badgers



CINCINNATI — Ron Dayne gained 231 yards to become the Big Ten's career rushing leader, but Wisconsin could not overcome three turnovers and eight penalties in a 17-12 loss at Cincinnati.

Robert Cooper had 143 rushing yards, including a 51-yard scamper in the second quarter that gave Cincinnati a 7-3 lead it would never relinquish. Eddie Faulkner (*pictured*) added 72 yards to the UW's 340-yard rushing day.

The Badgers' final drive made it to the Cincinnati 14-yard line. Scott Kavanagh hit Lee Evans for the apparent game-winning TD, but it was nullified because of illegal motion. The Badgers had two scores called back because of penalties (Nick Davis' 81-yard punt return and the Kavanagh-to-Evans pass).

► Individual leaders

Rushing: Dayne (W) 28-231; Faulkner (W) 17-72; Cooper (C) 20-143

Passing: Kavanagh (W) 8-21-85; Bollinger (W) 0-1-0; Kenner (C) 14-27-90

Receiving: Davis (W) 3-55; Smikle (C) 4-44; Vann (C) 3-17

Team statistics

Category	Wis.	Cin.
First downs	22	13
Rushing	57-340	29-171
Passing Yards	85	90
Passes	8-22-1	14-27-1
Total Yards	425	261
Punts-Avg	5-41	7-45
Punt Returns	3-7	3-19
Kick. Returns	1-7	3-59
Penalties	8-65	3-15
Fumbles-Lost	2-2	1-1
Third-down	7-15	5-14
Possession	37:24	22:36


Scoring summary

Wisconsin	3	3	6	0	12
Cincinnati	0	7	7	3	17

W: Pisetsky 45 FG, 1:26
 C: Cooper 51 run (Ruffin kick), 14:51
 W: Pisetsky 20 FG, 5:32
 C: Kenner 5 run (Ruffin kick), 9:59
 W: Dayne 18 run (pass failed), 5:15
 C: Ruffin 41 FG, 5:01

Michigan 21, Wisconsin 16

Badgers' late-game rally behind Bollinger falls short



MADISON, Wis. — Michigan scored two TDs in the first quarter and held off a late Badger rally as the Wolverines defeated Wisconsin 21-16.

The UW fought back from a 14-0 deficit with a 32-yard field goal by Vitaly Pisetsky and a vintage Ron Dayne 34-yard run up the middle.

With just over a minute left in the third quarter, Michigan's Tom Brady hit DiAello Johnson for a 23-yard

TD. Wisconsin cut the lead to five after backup QB Brooks Bollinger (*pictured*) capped an 80-yard drive with a 13-yard run with 1:29 left in the game. Michigan recovered the on-side kick attempt to preserve the victory. The loss dropped the Badgers out of the national rankings.

► Individual leaders

Rushing: Dayne (W) 22-88; Bollinger (W) 6-52; Thomas (M) 22-46; Terrell (M) 1-45

Passing: Kavanagh (W) 9-19-94; Bollinger (W) 6-9-61; Brady (M) 17-27-217; Henson (M) 5-8-40

Receiving: Chambers (W) 9-93; Terrell (M) 7-88; Walker (M) 5-49

Team statistics

Category	Mich.	Wis.
First downs	19	16
Rushing	38-94	36-125
Passing Yards	257	155
Passes	22-35-1	15-28-1
Total Yards	351	280
Punts-Avg	7-37.1	7-48.0
Punt Returns	2-2	4-35
Kick. Returns	1-17	1-19
Penalties	10-76	8-82
Fumbles-Lost	0-0	1-1
Third-down	9-19	5-14
Possession	32:02	27:58


Scoring summary

Michigan	14	0	7	0	21
Wisconsin	0	9	0	7	16

M: Shea 8 pass from Brady (Del Verne kick), 7:16
 M: Terrell 45 run (Del Verne kick), 1:19
 W: Pisetsky 32 FG, 11:17
 W: Dayne 34 run (Pisetsky kick blocked), 3:27
 M: Johnson 23 pass from Brady (Del Verne kick), 1:02
 W: Bollinger 13 run (Pisetsky kick), 1:29

Wisconsin 42, Ohio State 17

UW scores 42 straight points at 12th-ranked OSU



COLUMBUS, Ohio — Wisconsin scored 42 straight points to upset 12th-ranked Ohio State 42-17. Ron Dayne rushed for 161 yards and scored four TDs. Brooks Bollinger, starting his first game, accounted for 245 yards of total offense. It was the Buckeyes' worst home loss in 32 years.

Trailing 17-0, the UW got two field goals from Vitaly Pisetsky to reduce the gap to 17-6 entering halftime. Bobby

Myers (pictured) forced a fumble on the second-half kickoff to set up Dayne's three-yard tally. Dayne struck again to give the Badgers their first lead of the game, 18-17.

The Badgers overcame a 17-point deficit, the largest comeback of the Barry Alvarez era.

► Individual leaders

Rushing: Dayne (W) 32-161; Bollinger (W) 17-78; Bellisari (OSU) 15-52; Wiley (OSU) 9-36

Passing: Bollinger (W) 15-27-167; Bellisari (OSU) 10-24-210

Receiving: Chambers (W) 4-41; Kuhns (W) 3-51; Davis (W) 3-29; Retzlaff (W) 3-26; Germany (OSU) 3-81; Rambo (OSU) 3-66

Wisconsin 20, Minnesota 17 (OT)

Pisetsky wins first overtime game in UW history



MINNEAPOLIS — Vitaly Pisetsky (pictured) kicked a 31-yard field goal in overtime to give Wisconsin a 20-17 victory over the Golden Gophers. Pisetsky had tied the game with a 36-yard FG with 2:59 remaining in regulation. It was the first overtime game in school history and came with Coach Barry Alvarez resting in the Mayo Clinic after knee surgery.

Wisconsin began the OT on defense and thanks to 15 yards in penalties and an interception by Jamar Fletcher, the UW defense held. The Badgers advanced the ball down to the nine-yard line to set up Pisetsky's first-ever winning kick.

The win allowed the Badgers to keep possession of Paul Bunyan's Axe for the fourth season in a row.

► Individual leaders

Rushing: Dayne (W) 25-80; Bollinger (W) 20-62; Hamner (M) 27-144

Passing: Bollinger (W) 11-21-212; Cockerham (M) 17-27-197

Receiving: Davis (W) 3-91; Chambers (W) 2-48; Hamner (M) 7-92; Bruce (M) 2-27

Team statistics

Category	Wis.	OSU
First downs	26	15
Rushing	60-296	33-124
Passing Yards	167	227
Passes	15-27-0	11-25-1
Total Yards	463	351
Punts-Avg	3-30.7	5-38
Punt Returns	1-17	1-0
Kick. Returns	0-0	5-75
Penalties	4-31	4-34
Fumbles-Lost	1-1	2-2
Third-down	11-18	5-13
Possession	35:25	24:35

Scoring summary

Wisconsin	0	6	12	24	42
Ohio State	7	10	0	0	17

O: Wiley 1 run (Stultz kick), 2:36
 O: Stultz 35 FG, 14:15
 O: Germany 40 pass from Bellisari (Stultz kick), 10:23
 W: Pisetsky 42 FG, 5:05
 W: Pisetsky 25 FG, 0:00
 W: Dayne 3 run (pass failed), 14:21
 W: Dayne 11 run (pass failed), 10:31
 W: Pisetsky 27 FG, 13:37
 W: Dayne 1 run (Pisetsky kick), 8:26
 W: Faulkner 1 run (Pisetsky kick), 3:44
 W: Dayne 2 run (Pisetsky kick), 3:16

Team statistics

Category	Wis.	Minn.
First downs	22	17
Rushing	52-156	37-188
Passing Yards	212	197
Passes	11-21-0	12-27-1
Total Yards	368	385
Punts-Avg	8-41.8	8-42
Punt Returns	2-5	4-17
Kick. Returns	4-65	3-58
Penalties	9-75	9-85
Fumbles-Lost	0-0	1-0
Third-down	4-16	2-13
Possession	34:50	25:10


Scoring summary

Wisconsin	0	14	0	3	3	20
Minnesota	7	7	0	3	0	17

M: Bruce 24 pass from Cockerham (Nystrom kick), 12:44
 W: Dayne 3 run (Pisetsky kick), 8:30
 M: Hamner 49 pass from Cockerham (Nystrom kick), 6:29
 W: Davis 81 pass from Bollinger (Pisetsky kick), 2:07
 M: Nystrom 37 FG, 12:51
 W: Pisetsky 36 FG, 2:59
 W: Pisetsky 31 FG, 15:00

Wisconsin 59, Indiana 0

Record-breaking offense totals 705 yards vs. IU



MADISON, Wis. — Wisconsin gained a school-record 705 total yards, the second-most in Big Ten history, and cruised to a 59-0 victory over Indiana. The victory margin was the largest in the modern era at UW.

Brooks Bollinger hit his first six passes and then scored on a six-yard run as the UW built a 21-0 lead.

After Bollinger's play-making opened up the field, Ron Dayne took over and

gained 167 yards (including runs of 69 and 57 yards).

Alvarez emptied the bench in the second half. Michael Bennett (*pictured*) scored twice and gained 114 yards on just six carries. Wisconsin, which never punted in the game, registered its only shutout of the season.

► Individual leaders

Rushing: Dayne (W) 17-167; Bennett (W) 6-114; Faulkner (W) 8-62; Randle El (I) 18-28; Williams (I) 5-21

Passing: Bollinger (W) 9-10-162; Randle El (I) 10-25-153

Receiving: Brown (W) 4-46; Chambers (W) 3-62; Graham (I) 3-72; Gaddis (I) 3-56

Team statistics

Category	Ind.	Wis.
First downs	16	31
Rushing	34-66	56-461
Passing Yards	212	244
Passes	12-32-1	15-19-0
Total Yards	278	705
Punts-Avg	6-31	0-0
Punt Returns	0-0	3-11
Kick. Returns	6-85	0-0
Penalties	3-18	5-45
Fumbles-Lost	1-0	4-2
Third-down	3-15	9-13
Possession	24:15	35:45


Scoring summary

Indiana 0 0 0 0 0
Wisconsin 14 24 14 7 59

W: Chambers 30 pass from Bollinger (Pisetsky kick), 11:23
W: Dayne, 3 run (Pisetsky kick), 5:50
W: Bollinger 6 run (Pisetsky kick), 14:56
W: Pisetsky 27 FG, 10:28
W: Kuhns 5 run (Pisetsky kick), 6:21
W: Dayne 57 run (Pisetsky kick), 1:54
W: Bennett 73 run (Pisetsky kick), 10:17
W: Bennett 18 run (Pisetsky kick), 1:29
W: Carpenter 4 run (Pisetsky kick), 11:09

Wisconsin 40, Michigan State 10

Alvarez becomes winningest coach in UW history



MADISON, Wis. — Ron Dayne erupted for 214 yards rushing against the nation's top-rated run defense in the Badgers' 40-10 win over No. 11 Michigan State. With the victory, Barry Alvarez became the school's career win leader.

The Spartans had surrendered just 39.9 yards rushing per game, but Dayne netted more than that (72) on the opening drive of the game. Vitaly Pisetsky also set a UW kick scoring mark (16 points)

and tied the UW mark for field goals (four) in a game.

The defense got a pair of interceptions from cornerback Jamar Fletcher (*pictured*) and one from safety Bobby Myers.

The last time UW defeated a nationally ranked program by a larger margin was a 62-13 win over No. 21 Indiana in '94.

► Individual leaders

Rushing: Dayne (W) 34-214; Bennett (W) 9-45; Duckett (MSU) 10-91

Passing: Bollinger (W) 6-11-59; Burke (MSU) 13-28-128

Receiving: Chambers (W) 5-44; Burress (MSU) 5-58; Haygood (MSU) 5-43

Team statistics

Category	MSU	Wis.
First downs	13	20
Rushing	23-110	63-301
Passing Yards	128	59
Passes	13-28-3	6-11-0
Total Yards	238	360
Punts-Avg	4-39	3-53
Punt Returns	2-0	0-0
Kick. Returns	5-37	2-40
Penalties	2-19	3-28
Fumbles-Lost	4-2	0-0
Third-down	4-11	5-16
Possession	20:25	39:35


Scoring summary

Mich. St. 0 3 0 7 10
Wisconsin 13 10 7 10 40

W: Dayne 51 run (Pisetsky kick), 9:41
W: Pisetsky 42 FG, 7:01
W: Pisetsky 49 FG, 1:31
W: Dayne 15 run (Pisetsky kick), 12:35
W: Pisetsky 32 FG, 3:59
MSU: Edinger 55 FG, 2:04
W: Bollinger 1 run (Pisetsky kick), 8:04
W: Pisetsky 23 FG, 14:57
MSU: Duckett 53 run (Edinger kick), 8:42
W: Bennett 1 run (Pisetsky kick), 4:30

Wisconsin 35, Northwestern 19

Fifth straight win in workmanlike fashion



EVANSTON, Ill. — Ron Dayne rushed for 162 yards and two TDs as Wisconsin defeated Northwestern 35-19. Jamar Fletcher scored on a 93-yard interception return (third longest in school history) as the Badgers won their fifth game in a row.

Wisconsin led 14-0 at half-time, thanks to first-quarter rushing scores by Brooks Bollinger and Dayne.

After closing to within 14-3, the Wildcats drove to the


Wisconsin 22-yard line before Fletcher's return for a TD.

Senior linebackers Donnel Thompson (*pictured*) and Chris Ghidorzi each recorded 20 tackles, a team season high.

More than 20,000 Badger fans made the trip to Evanston to see Wisconsin's third straight win in the series.

Wisconsin 28, Purdue 21

Dayne & Badgers best Brees & Purdue in showdown



WEST LAFAYETTE, Ind. — Ron Dayne rushed for 222 yards as Wisconsin defeated Purdue 28-21.

The schools traded TDs to start the game and ironically Wisconsin's tally was a pass and Purdue's score was a run. Nick Davis' 91-yard kickoff return gave UW a 14-7 lead at the intermission.

Both teams scored two touchdowns in the second half. Jamar Fletcher set a Big Ten record with his fifth interception return for a TD. It was his second pick of the game.

Teammate Mike Echols (*pictured*) set a UW record with six passes broken up.

Purdue rallied late, but Demetrius Brown recovered an on-side kick. The Badgers ran out the clock to get the win.

► Individual leaders

Rushing: Dayne (W) 35-162; Bollinger (W) 9-39; Anderson (N) 25-102

Passing: Bollinger (W) 6-11-89; Kustok (N) 17-28-144

Receiving: Chambers (W) 3-61; Thompson (N) 7-31; Johnson (N) 3-33

► Individual leaders

Rushing: Dayne (W) 32-222; Brees (P) 18-85; Lowe (P) 8-33

Passing: Bollinger (W) 7-11-72; Brees (P) 36-64-350; Sutherland (P) 0-1-0

Receiving: Chambers (W) 3-46; Daniels (P) 12-77; Stratton (P) 10-126; Lane (P) 5-80

Team statistics

Category	Wis.	NW
First downs	17	21
Rushing	49-207	47-197
Passing Yards	89	150
Passes	6-11-1	19-31-2
Total Yards	296	347
Punts-Avg	4-27.8	6-43.8
Punt Returns	2-14	1-5
Kick. Returns	1-12	2-25
Penalties	4-34	8-64
Fumbles-Lost	2-1	1-0
Third-down	6-10	9-20
Possession	34:50	25:10

Scoring summary

Wisconsin 14 0 7 14 35
Northwestern 0 0 3 16 19

W: Bollinger 5 run (Pisetsky kick), 4:58

W: Dayne 24 run (Pisetsky kick), 0:19

N: Long 22 FG, 11:38

W: Fletcher 93 interception return (Pisetsky kick), 5:06

W: Dayne 5 run (Pisetsky kick), 11:33

N: Anderson 8 run (Burrell pass), 6:51

W: Chambers 27 pass from Bollinger (Pisetsky kick), 4:35

N: Miller 1 pass from Kreinbrink (Kreinbrink rush), 0:43

Team statistics

Category	Wis.	Pur.
First downs	14	34
Rushing	44-216	31-144
Passing Yards	72	350
Passes	7-11-0	36-65-3
Total Yards	288	494
Punts-Avg	5-37.6	2-36.5
Punt Returns	0-0	1-4
Kick. Returns	2-101	2-14
Penalties	6-34	4-30
Fumbles-Lost	0-0	2-0
Third-down	4-10	12-20
Possession	28:12	31:48

Scoring summary

Wisconsin 0 14 0 14 28
Purdue 0 7 7 7 21

W: Retzlaff 3 pass from Bollinger (Pisetsky kick), 10:56

P: Brees 1 run (Dorsch kick), 5:32

W: Davis 91 kickoff return (Pisetsky kick), 5:15

P: Stratton 11 pass from Brees (Dorsch kick), 5:21


W: Dayne 41 run (Pisetsky kick), 11:14

W: Fletcher 34 interception return (Pisetsky kick), 4:43

P: Brees 1 run (Dorsch kick), 2:24

Wisconsin 41, Iowa 3

Big Ten title ... Rose Bowl ... and Dayne's record



MADISON, Wis. — Ron Dayne (*pictured*) became college football's all-time rushing leader and the Badgers claimed their first undisputed Big Ten championship since 1962 with a 41-3 rout of Iowa before a delirious crowd in Madison. UW also earned a trip to the Rose Bowl.

Dayne's record-breaking 31-yard carry came with 4:32 left in the opening half.

Dayne played only through the third quarter and left the game to a standing ovation with 216 yards.

The special day ended when Barry Alvarez accepted the Big Ten championship trophy and a bid to the Rose Bowl. Dayne was honored when a tarp was removed from the facade at the Stadium, revealing "33 Dayne" in a tribute to the tailback.

► Individual leaders

Rushing: Dayne (W) 27-216; Bollinger (W) 11-113; Betts (I) 16-73
Passing: Bollinger (W) 9-12-144; Kavanagh (W) 2-4-40; Mullen (I) 14-30-131
Receiving: Chambers (W) 3-73; Brown (W) 3-58; Kuhns (W) 3-39; Kasper (I) 8-74

Team statistics

Category	Iowa	Wis.
First downs	14	29
Rushing	28-116	60-420
Passing Yards	131	184
Passes	14-30-0	11-16-0
Total Yards	238	360
Punts-Avg	6-50	2-43
Punt Returns	2-21	2-20
Kick. Returns	2-21	2-38
Penalties	4-18	4-44
Fumbles-Lost	3-1	0-0
Third-down	4-15	5-10
Possession	22:14	37:46

Scoring summary

Iowa 0 3 0 0 3
 Wisconsin 13 14 7 7 41

W: Kuhns 4 pass from Bollinger (Pisetsky kick), 3:58
 W: Dayne 1 run (Pisetsky kick blocked), 0:22
 I: McLaughlin 22 FG, 10:03
 W: Chambers 24 pass from Bollinger (Pisetsky kick), 6:28
 W: Chambers 16 pass from Bollinger (Pisetsky kick), 1:18
 W: Bollinger 2 run (Pisetsky kick), 4:55
 W: Kavanagh 1 run (Pisetsky kick), 12:57

Wisconsin 17, Stanford 9

Back-to-back Rose Bowl championships!



PASADENA, Cal. — Two high-scoring offenses were slowed considerably in what turned out to be a defensive struggle in the 86th Rose Bowl. Ron Dayne (*pictured*) earned his second straight game MVP award and carried Wisconsin to a 17-9 triumph over Stanford.

Wisconsin became the first Big Ten school in history to win the Rose Bowl in consecutive seasons.

The Badgers trailed 9-3 at halftime, but Dayne's 64-yard run on the second play of the second half energized UW. Dayne eventually scored and the Badgers never trailed again. He finished with 200 yards rushing and became the first player in college history to gain more than 7,000 yards on the ground including postseason games.

► Individual leaders

Rushing: Dayne (W) 34-200; Wire (S) 5-6
Passing: Bollinger (W) 7-14-105; Husak (S) 17-34-258; Borchard (S) 1-1-6
Receiving: Chambers (W) 5-76; Sigmund (W) 2-29; Pitts (S) 6-81; Uso (S) 3-60; Walters (S) 3-52

Team statistics

Category	Stan.	Wis.
First downs	14	16
Rushing	27-(-5)	53-226
Passing Yards	264	105
Passes	18-35-0	7-14-0
Total Yards	259	331
Punts-Avg	8-38	8-43
Punt Returns	3-18	1-3
Kick. Returns	4-66	1-15
Penalties	7-50	8-72
Fumbles-Lost	2-0	0-0
Third-down	3-14	4-15
Possession	26:32	33:28

Scoring summary

Stanford 0 9 0 0 9
 Wisconsin 0 3 7 7 17

S: Biselli FG 28, 13:26
 W: Pisetsky FG 31, 9:19
 S: Carter 1 run (run failed), 2:03
 W: Dayne 4 run (Pisetsky kick), 12:57
 W: Bollinger 1 run (Pisetsky kick), 7:22

This is the UW

Top-rate education in a beautiful city

UW is world-class

The University of Wisconsin, founded in 1848, has been recognized throughout its history as one of the nation's leading institutions of higher learning. *Kiplinger's Personal Finance*, in 1998, ranked UW-Madison's educational value sixth-best nationally.

- Wisconsin is one of just 62 members of the Association of American Universities, the most prestigious organization of higher education in the United States.

- *U.S. News and World Report* ranked the UW-Madison eighth in academic reputation among public universities.


- UW-Madison ranks first nationwide in voluntary support among public institutions.

- According to *Standard & Poor's*, Wisconsin is second nationally in producing corporate executives.

- The Wisconsin Alumni Association has a network of 125 chapters around the world helping to serve more than 300,000 alumni.

- Through its history, UW-Madison has produced 15 Nobel Prize winners and 22 Pulitzer Prize winners.


- *U.S. News & World Report* recently rated UW-Madison's sociology, women's history and speech pathology departments No. 1 in the nation. Additionally, the magazine ranked educational psychology second, chemical engineering fifth, education ninth and veterinary medicine ninth.



COMMUNITY SERVICE
CARE & CONDITIONING
ACADEMIC PRIORITIES
GREAT PLACE TO LIVE



“Mad City”

One of the nation's most livable cities



We're No. 1

1. Madison, Wis.
2. Punta Gorda, Fla.
3. Rochester, Minn.
4. Fort Lauderdale, Fla.
5. Ann Arbor, Mich.
6. Fort Myers, Fla.
7. Gainesville, Fla.
8. Austin, Tex.
9. Seattle, Wash.
10. Lakeland, Fla.



1996 Money magazine survey of "The Best Places to Live in the United States."

COMMUNITY SERVICE
CARE & CONDITIONING
ACADEMIC PRIORITIES
GREAT PLACE TO LIVE



Campus life at UW


Possibilities are endless in "Mad City"



Student affairs office

Developing the total person

The Fetzer Academic Learning Center (below) is a \$1.6 million facility dedicated to giving student-athletes the best in academic support.



Assisting with academic endeavors

The primary objective of the student affairs office is to ensure the academic success of all UW student-athletes.

The academic and student affairs staff assists the Badgers' 700 student-athletes in registration and course selection, monitoring progress toward degrees and career guidance.

Staff members work with student-athletes who desire extra academic help. The department utilizes the services of more than 100 tutors to provide one-on-one academic assistance.

The department arranges for exam proctoring, offers advice on resume preparation and coordinates the grant-in-aid program. Support groups are offered to students who become medically or academically ineligible for athletic competition.

A new addition to help student-athletes reach their academic aims is the \$1.6 million Fetzer Academic Center, which opened in '97. Located in the McClain Facility, it features a computer lab, classrooms, study carrels and an auditorium.

The UW-Madison encourages student-athletes to transfer the lessons learned on the playing field to their daily lives. Wisconsin is dedicated to providing its student-athletes with excellent coaching, teaching, facilities, equipment and support programs to help them reach their full potential.

Balancing the books and ballgames


Achieving national recognition in both academics and athletics is a difficult challenge for universities today. The UW-Madison is one of a select group of institutions that has earned praise for its work in the classroom and on the field.

Balancing the academic requirements of an outstanding institution with the demands of collegiate athletic competition is challenging. However, the University of Wisconsin has attacked the challenge and succeeded.


With its inclusion in the Association of American Universities (AAU), the University of Wisconsin-Madison is recognized for its solid reputation in the academic world. In fact, only 62 schools nationwide are in the AAU.

On the field, Badger football has joined the elite of college football. With back-to-back Big Ten titles and a two-year record of 22-3, Badger football is nationally recognized as one of the best.

Inclusion in the Association of American Universities and five bowl games in the last six years are evidence that academics and athletics do indeed mix at UW-Madison.




Alan Zussman



Jerry Darda





Nancy Gatyas



Doug Tiedt


Success in every way

Academics ... athletics ... student life



Building better Badgers

Strength staff eager to assist



The Philosophy

"The goal of our strength and conditioning program is to train for total athletic excellence. We profile each student-athlete and set up specific training regimens to help players reach their individual potential. The plan is to build overall strength, speed, agility and stamina. Our program is comprehensive and the end result is that we can be as productive on the field as possible."

John Dettmann, Strength and Conditioning Coordinator

Weight machines

- 8 pull/push down stations
- 3 complete sets of dumbbells
- 3 neck machines
- 1 arm development area
- 2 bear squat machines
- 3 leg extension machines
- 3 leg curl machines
- 1 multi-hip station
- 2 dip/leg raise stations
- 3 glute ham benches
- 1 seated calf machine
- 2 standing calf machines
- 3 stairmasters
- 3 Cybex bikes
- 8 Hammer strength machines
- 1 Nautilus assisted chin/dip
- 3 reverse hyper machines
- 4 Cybex squat press machines
- 1 Smith Press machine

Free weights

- 45,000 pounds of free weights available
- 8 squat racks
- 8 bench press stations
- 10 flat-to-incline benches
- 4 military presses
- 8 power clean stations
- 6 lunge/set-up platforms

Sports medicine facilities provide total care


The Wisconsin sports medicine program features top-rate facilities and the outstanding services of sports and health care professionals.

The sports medicine program focuses on injury prevention. Staff members utilize Cybex strength-testing devices, measure physiological capacity and outline programs to improve an athlete's flexibility.

The UW-Madison is one of a handful of schools with an on-site X-ray machine, enabling physicians to quickly and thoroughly evaluate injuries.

Athletic trainers and physicians work together to design rehabilitation programs for injured athletes. A variety of facilities and equipment, including a rehabilitation swimming pool, Cybex equipment, an Impulse Inertial Exercise System, Stairmasters and Fitron Bicycles, help athletes rehabilitate injuries and minimize loss of fitness during recuperative time.

The University also has an on-site sports nutritionist to ensure that student-athletes meet their dietary and nutritional needs. The Wisconsin football team has its own training table in the McClain Athletic Facility for post-practice meals.




Professional health care

Athletes benefit from total care approach



Community service projects a yearly highlight

Giving back to people





Gridiron Badgers help out Madison residents

The Wisconsin Department of Athletics has a number of teams that regularly contribute to the city via outreach programs. The Madison community is truly supportive of the UW athletic teams and their student-athletes. In appreciation of that support, many student-athletes volunteer frequently in community service projects.

Every season, the football team works together on a community service project to give something back to Madison. Among the projects that the Badgers have participated in most recently were landscaping and cleanup days in the Eric Circle, Allied Drive, Vera Court and Harmony Park neighborhoods. The team has also participated in several walk-a-thons to raise funds for charitable causes.

Players and coaches make visits throughout the year to the UW Children's Hospital, area schools and numerous other charity functions and organizations.



“Good Works” Team

Cecil Martin, a '98 senior on the Wisconsin football team, was named to the AFCA “Good Works” team for community service in both 1997 and 1998. He was cited for establishing an off-season program for players to visit the UW Children's Hospital. Martin made weekly visits to see patients during the playing season. He served as a mentor at the Southside Community Center, where he tutored and played with children.

Do you want to be a Badger?

Walk-on program has a tradition of success





Walk-ons have been key contributors at UW

Not all high school players earn scholarships to compete in college. However, that doesn't mean there isn't an opportunity for those individuals, especially at the University of Wisconsin, where walk-on athletes have a history of contribution.

Joe Panos became a walk-on success story in the early 1990s. Panos transferred from UW-Whitewater in 1991. He changed positions at UW, earned a scholarship, became a three-year starter, captained the Rose Bowl team and now plays for the Buffalo Bills.


"Walk-ons have that extra drive because they're trying to prove something," says Coach Barry Alvarez. "I love that spirit and determination in my players."

Four former walk-ons became team captains at Wisconsin, two (Joe Panos and Matt Davenport) earned first-team all-league honors and three (Panos, Chad Cascadden and Mike Schneck) made NFL rosters.



Joe Panos (58), Donnel Thompson (44), Jason Doering (8) and Bob Adamov (29) are all former walk-ons turned team captains at UW.

Honors



TWO-TIME DEFENDING BIG TEN & ROSE BOWL CHAMPIONS

All-Americans

► First-team all-Americans

The following players received first-team all-America honors by at least one organization.



Robert Butler
1912



Ray Keeler
1913



Arlie Mucks
1914



Howard Buck
1915



Paul Meyers
1919



George Bunge
1920



Frank Weston
1920



Ralph Scott
1920



Marty Below
1923



M. Lubratovich
1930



Howard Weiss
1938



Dave Schreiner
1941-42



Pat Harder
1942



Earl Girard
1944



Ed Withers
1950-51



Hal Faverty
1951



Pat O'Donahue
1951



Dave Suminski
1952



Don Voss
1952



Alan Ameche
1952-53-54

► All-Americans


This list includes all Badgers who made first-, second- or third-team all-America squads. The legend below includes the selecting organizations.

AAB — All-American Board; AFCA — American Football Coaches Association; A-P — All-Players; AP — Associated Press; A-S — All-Sports; AW — Athletic World; C — Collier's (picked by WC); CP — Consolidated Press; C.P. — Central Press; CPN — College & Pro Football Newsweekly; CS — College Sports; CW — Caspar Whitney; FM — Frank Menke; F-M — Fox-Movietone; FN — Football News; FW — Football World; FWA — Football Writers' Association; GR — Gridiron Record; G-R — Grantland Rice; H — Hearst; INS — International News Service; L — Look; NEA — Newspaper Enterprise Association; NANA — North American Newspaper Alliance; S-H — Scripps-Howard; TSN — The Sporting News; UP — United Press; UPI — United Press International; WC — Walter Camp; WE — Walter Eckersall

- 1898: Pat O'Dea, FB (C 2nd; CW 2nd)
 1899: Pat O'Dea, FB (C 3rd)
 1901: Art Curtis, T (CW 2nd); Norsky Larson, HB (CW 2nd)
 1902: Arne Lerum, G (C 3rd)
 1903: Wilson Berthke, G (C 3rd)
 1905: Wilson Berthke, G (C 3rd); Albion Findlay, HB (C 3rd)
 1908: John Messmer, G (C 2nd)
 1910: Jimmy Dean, E (C 3rd)
 1911: Al Buser, T (C 3rd)
 1912: Robert Butler, T (C 1st); Joe Hoeffel, E (C 2nd)
 1913: Robert Butler, T (C 2nd); Ray Keeler, G (INS/FM 1st)
 1914: Howard Buck, T (WE 2nd); Arlie Mucks, G (INS/FM 1st); Ray Keeler, G (INS/FM 2nd)
 1915: Howard Buck, T (NEA 1st; WE 1st; INS/FM 1st; C 2nd)
 1916: Charles Carpenter, C (WE 3rd); Paul Meyers, E (WE 3rd); Howard Hancock, G (FM 2nd)
 1917: W.M. Kelley, E (C 3rd)
 1919: Frank Weston, E (C 2nd); Paul Meyers, E (WE 1st); Charles Carpenter, C (FM 1st)
 1920: Frank Weston, E (FM 1st; WE 2nd; CP 2nd; INS 3rd); Ralph Scott, T (C 1st); George Bunge, C (CP 1st)
 1921: George Bunge, C (INS 3rd); Alvah Elliott, B (WE 2nd; INS 3rd); R.H. Brumm, T (CP 2nd); Jimmy Brader, T (FW 3rd)
 1922: Marty Below, T (WE 2nd; C 3rd); Gus Tebell, E (WE 3rd); Rollie Williams, B (WE 3rd)
 1923: Marty Below, T (INS 1st; AW 1st; WE 1st; CP 2nd); Adolph Bieberstein, G (WE 3rd); Merrill Taft, FB (CP 2nd)
 1924: Adolph Bieberstein, G (A-S 3rd)
 1925: R.J. Stipek, G (CP 2nd; C 3rd); Doyle Harmon, HB (WE 3rd)
 1928: Rube Wagner, T (WE 3rd; NANA 3rd)
 1930: Milo Lubratovich, T (NEA 1st; UP 1st; H 1st; C.P. 1st; NANA 2nd; INS 2nd; N.Y. Sun 2nd; CP 2nd; AP 3rd; S-H 3rd)
 1931: Greg Kabat, G (AP 3rd; C.P. 3rd)
 1932: Mario Pacetti, T (INS 3rd); Greg Kabat, G (H 3rd)
 1938: Howard Weiss, FB (INS 1st; UP 2nd; H 2nd; N.Y. Sun 2nd; NEA 2nd; AP 3rd; World-Telegram 3rd)
 1940: George Paskvan, FB (AP 2nd; A-P 3rd)
 1941: Dave Schreiner, E (AP 1st; A-P 2nd; N.Y. Sun 2nd; H 2nd)
 1942: Dave Schreiner, E (UP 1st; TSN 1st; INS 1st; AP 1st; NEA 1st; N.Y. News 1st; C.P. 1st; C 1st; A-P 1st; G-R 1st; H 1st; AAB 1st; N.Y. Sun 1st; L 1st); Pat Harder, FB (AAB 1st; UP 2nd; TSN 2nd; INS 2nd; NEA 2nd; N.Y. Sun 2nd; AP 3rd); Elroy Hirsch, B (L 3rd)
 1944: Earl Girard, QB (L 1st)
 1949: Robert Wilson, C (C.P. 2nd; AP 3rd; G-R 3rd; A-P 3rd)
 1950: Ed Withers, DB (L 1st)
 1951: Hal Faverty, DE (INS 1st; GR 2nd; A-P 2nd); Pat O'Donahue, E (AP 1st; NEA 1st; L 1st); Deral Teteak, LB (A-P 2nd); Ed Withers, DB (GR 1st)

1952: Dave Suminski, T (AP 1st); Don Voss, E (L 1st); Alan Ameche, FB (M-N 1st; GR 1st; Athletic Publications 1st)
 1953: Alan Ameche, FB (L 1st; FWA 1st; NEA 1st; Paramount News 1st; GR 1st; UP 2nd; INS 2nd; AP 3rd; A-P 2nd)
 1954: Alan Ameche, FB (AP 1st; UP 1st; L 1st; FWA 1st; C 1st; NEA 1st; TSN 1st; WC 1st; INS 1st; Paramount News 1st; AP 1st; AAB 1st; C.P. 1st; Boston Amer. 1st; Athletic Publications 1st; N.Y. Metropolitan Newspapers 1st; Pitts Smith News 1st; GR 1st; Jet 1st)
 1959: Dan Lanphear, T (AP 1st; UP 1st; NEA 1st; TSN 1st; L 1st; AFCA 1st)
 1961: Pat Richter, E (UPI 1st; ABC 1st)
 1962: Pat Richter, E (AP 1st; UPI 1st; N.Y. Daily News 1st; TSN 1st; AFCA 1st; FWA 1st; CBS 1st; F-M 1st; Boston Record 1st)
 1968: Ken Criter, LB (AP 3rd)
 1974: Billy Marek, RB (AP 2nd; UPI 2nd); Dennis Lick, T (FN 1st)
 1975: Dennis Lick, T (UPI 1st; AFCA 1st; NEA 1st; TSN 1st; Time 1st; WC 1st)
 1979: Ray Snell, T (TSN 1st; UPI 2nd)
 1981: Tim Krumrie, NG (AP 1st; UPI 1st; WC 1st; FN 1st; NEA 2nd)
 1982: Tim Krumrie, NG (WC 1st)
 1984: Richard Johnson, DB (FWA 1st; TSN 2nd); Jeff Dellenbach, T (AP 3rd); Al Toon, E (FN 3rd)
 1987: Paul Gruber, T (TSN 1st; UPI 2nd)
 1991: Troy Vincent, DB (FN 1st; TSN 1st; UPI 1st; FWA 1st; AP 2nd)
 1993: Brent Moss, TB (AP 2nd; UPI 2nd; CPN 2nd); Joe Panos, T (AP 2nd); Lamark Shackerford, NG (UPI 2nd; AP 3rd)
 1994: Cory Rayer, C (AP 1st; UPI 1st; AFCA 1st; WC 1st; FN 1st; CS 1st; TSN 1st)
 1995: Tarek Saleh, DE (FN 2nd)
 1996: Tarek Saleh, DE (FN 1st); Ron Dayne, TB (AP 3rd); Jerry Wunsch, T (AP 3rd; FN 2nd)
 1997: Ron Dayne, TB (FN 1st)
 1998: Tom Burke, DE (WC 1st; FWA 1st; AFCA 1st; AP 1st; FN 1st; TSN 1st); Ron Dayne, TB (WC 1st); Aaron Gibson, T (WC 1st; FWA 1st; AFCA 1st; AP 1st; FN 1st; TSN 2nd)
 1999: Nick Davis, WR (TSN 3rd); Ron Dayne, TB (WC 1st; AFCA 1st; FWA 1st; FN 1st; TSN 1st; CNN/SI 1st; CBS Sportsline 1st); Jamar Fletcher, CB (FN 1st; TSN 1st; CNN/SI 1st; CBS Sportsline 2nd; WC 2nd); Chris McIntosh, LT (WC 1st; AFCA 1st; FWA 1st; FN 1st; TSN 1st; CNN/SI 1st; CBS Sportsline 1st); Casey Rabach, C (CBS Sportsline 2nd)

This list includes first, second and third-team selections only.



Chris McIntosh (75) was a consensus all-American, Outland Trophy finalist and Big Ten Offensive Lineman of the Year in 1999.

► **First-team all-Americans, continued**



Dan Lanphear
1959



Pat Richter
1961-62



Dennis Lick
1974-75




Ray Snell
1979



Tim Krumrie
1981-82




Richard Johnson
1984



Paul Gruber
1987



Troy Vincent
1991



Cory Rayer
1994




Tarek Saleh
1996



Ron Dayne
1997-98-99



Aaron Gibson
1998



Tom Burke
1998



Jamar Fletcher
1999



Chris McIntosh
1999

All-America notebook

- Ron Dayne and Alan Ameche are the only players in school history to receive first-team all-America recognition in three different campaigns. Dave Schreiner (1941-42), Pat Richter (1961-62), Ed Withers (1950-51), Dennis Lick (1974-75) and Tim Krumrie (1981-82) earned first-team honors twice.

- Alan Ameche and Pat Richter earned first-team all-America laurels in the same season they were named academic all-Americans.


- Wisconsin had three first-team all-Americans in three different seasons: 1920 (George Bunge, Frank Weston and Ralph Scott), 1998 (Tom Burke, Ron Dayne and Aaron Gibson) and 1999 (Dayne, Jamar Fletcher and Chris McIntosh).

Retired Jerseys



► **#35 Alan Ameche**
Tailback (1951-54)

Alan Ameche was one of the greatest players in UW history. The 1954 Heisman Trophy winner was a three-time all-American and ended his career as the NCAA's career rushing leader. He led the Badgers to the 1953 Rose Bowl, where he rushed for 133 yards. The five-time NFL Pro Bowl pick was inducted into the College Football Hall of Fame in 1975.



► **#40 Elroy "Crazylegs" Hirsch**
Receiver (1942)

Although he played football only one season at the UW, Elroy Hirsch is one of the most beloved figures in Badger sports history. Hirsch, nicknamed "Crazylegs," rushed for 786 yards for Wisconsin's 8-1-1 team in 1942. He also starred for nine seasons with the Los Angeles Rams before returning to Wisconsin as Director of Athletics from 1969-87.

Camp Randall Stadium facade

33 DAYNE

In a special post-game ceremony on Nov. 13, 1999, the Wisconsin Department of Athletics saluted the accomplishments of NCAA career rushing leader Ron Dayne by putting his name on the upper deck facade at Camp Randall Stadium. The tradition was established to recognize outstanding

achievement in Badger football history. Additional names will be added on a regular basis.

According to Director of Athletics Pat Richter, the name and #35 of 1954 Heisman Trophy winner Alan Ameche will be added to the upper deck this fall.



► **#80 Dave Schreiner**
End (1940-42)

Dave Schreiner, the two-time all-America end, was named Western Conference Player of the Year in 1942. Schreiner lettered three years at the UW as an end both on offense and defense. He is a member of the National Football Foundation and W Club Halls of Fame. He was voted to the UW's all-time team in 1969.



► **#83 Allan Shafer**
Quarterback (1944)


The memory of former quarterback Allan Shafer is continued with the "Living Memorial" Scholarship that is given in his name. Shafer was fatally injured during the 1944 Wisconsin-Iowa game. Shafer is one of two Badgers (Jay Seiler is the other) to die from a football-related injury.

Wisconsin's consensus all-America selections

- 1912 Robert "Butts" Butler, T
- 1913 Ray "Tubby" Keeler, G
- 1915 Howard "Cub" Buck, T
- 1919 Charles Carpenter, C
- 1920 Ralph Scott, T
- 1923 Marty Below, T
- 1930 Milo Lubratovich, T
- 1942 Dave Schreiner, E
- 1954 Alan Ameche, FB
- 1959 Dan Lanphear, T
- 1962 Pat Richter, E
- 1975 Dennis Lick, T
- 1981 Tim Krumrie, DL
- 1994 Cory Raymer, C
- 1998 Aaron Gibson, T
- Tom Burke, DE
- 1999 Ron Dayne, TB
- Chris McIntosh, T



Ron Dayne



Aaron Gibson

Major Awards

► Heisman Trophy

Presented by the Downtown Athletic Club of New York City to the outstanding college football player in the United States. The trophy is named after former college coach and DAC athletics director John W. Heisman.

Alan Ameche, 1954 winner
Ron Dayne, 1999 winner

► Maxwell Award

Honoring the nation's outstanding college football player. First presented in 1937, the award is named after Robert "Tiny" Maxwell, a Philadelphia native who played at the University of Chicago at the beginning of the 20th century.

Ron Dayne, 1999 winner

► Walter Camp Award

Honoring the nation's outstanding college football player. The award is presented by the Walter Camp Foundation in balloting by Division I-A coaches and sports information directors. The award is named after Walter Camp, one of the founders of modern American football.

Alan Ameche, 1953 winner
Ron Dayne, 1999 winner

► Doak Walker Award


Presented for the first time in 1990 to honor the nation's best running back among Division I-A players who combine outstanding achievements on the field, in the classroom and in the community. Sponsored by the GTE/SMU Athletic Forum in Dallas, the award is named after Doak Walker, SMU's three-time consensus all-America halfback.

Ron Dayne, 1998 finalist
Ron Dayne, 1999 winner

► Outland Trophy

Honoring the outstanding interior lineman in the nation, as presented by the Football Writers' Association of America. The award is named for its benefactor, John H. Outland.

Aaron Gibson, 1998 finalist
Chris McIntosh, 1999 finalist



Tackle Aaron Gibson was a finalist for the 1998 Lombardi Award.

► Rotary/Lombardi Award

Honoring the outstanding college lineman of the year as presented by the Rotary Club of Houston. The award is named after professional football coach Vince Lombardi, a member of the legendary "Seven Blocks of Granite" at Fordham in the 1930s.

Aaron Gibson, 1998 finalist

► Jim Thorpe Award

First presented in 1986 to honor the nation's best defensive back by the Jim Thorpe Athletic Club of Oklahoma City, Okla. The award is named after Jim Thorpe, Olympic champion, two-time consensus all-America halfback at Carlisle and pro football player.

Troy Vincent, 1991 semi-finalist

► Mosi Tatupu Award

Honoring the nation's top special teams player as voted by the Football Writers' Association of America.

Vitaly Pisetsky, 1999 finalist
Nick Davis, 1999 semi-finalist

► Lou Groza Award

Presented for the first time in 1992 to honor the nation's top collegiate placekicker. Sponsored by the Palm Beach County Sports Authority in conjunction with the Orange Bowl, the award is named after NFL Hall of Fame kicker Lou Groza.

Matt Davenport, 1998 semi-finalist
Vitaly Pisetsky, 1999 finalist

► Football News

National Player of the Year

Tom Burke, 1998 semi-finalist for defense
Ron Dayne, 1998 semi-finalist for offense
Ron Dayne, 1999 winner for offense

► The Sporting News Player of the Year

Ron Dayne, 1999 winner

► A.P. Player of the Year

Ron Dayne, 1999 winner

► AFCA Coach of the Year

Presented annually by the American Football Coaches Association to the top coach in college football.

Barry Alvarez, 1993 winner
Barry Alvarez, 1998 semi-finalist
Barry Alvarez, 1999 semi-finalist

► Bobby Dodd Foundation National Coach of the Year

Presented annually to the college coach who best exemplifies the overall qualities, professionalism, concerns, character and performance that Coach Dodd practiced and taught in his distinguished coaching career.

Barry Alvarez, 1993 winner
Barry Alvarez, 1999 semi-finalist

► Columbus Touchdown Club Player of the Year

Brent Moss, 1993 running back
Ron Dayne, 1999 running back
Chris McIntosh, 1999 offensive lineman

Heisman Trophy finishes

Presented by the Downtown Athletic Club of New York City to the outstanding college football player in the United States.

Wisconsin's Top Heisman Trophy Finishers

- 1938 Howard Weiss, 6th place
- 1942 Dave Schreiner, 10th place
- 1953 Alan Ameche, 6th place
- 1954 Alan Ameche, winner
- 1959 Dale Hackbart, 7th place
- 1962 Pat Richter, 6th place
- 1962 Ron Vander Kelen, 9th place
- 1999 Ron Dayne, winner

► Silver Football (Big Ten MVP)

(Presented by the Chicago Tribune)

- Howard Weiss, 1938
- Dave Schreiner, 1942
- Robert Wilson, 1949
- Alan Ameche, 1954
- Ron Vander Kelen, 1962
- Brent Moss, 1993
- Ron Dayne, 1999

► Dave McClain Big Ten Coach of the Year

- Barry Alvarez, 1993
- Barry Alvarez, 1998

► Big Ten Player of the Year


- | | |
|--------------------|--------------|
| Troy Vincent, 1991 | co-defensive |
| Brent Moss, 1993 | offensive |
| Tom Burke, 1998 | defensive |
| Ron Dayne, 1999 | offensive |

► Big Ten Lineman of the Year

- | | |
|-----------------------|-----------|
| Jeff Dellenbach, 1984 | offensive |
| Tom Burke, 1998 | defensive |
| Chris McIntosh, 1999 | offensive |

► Big Ten Rookie of the Year


- Tony Lowery, 1987
- Ron Dayne, 1996
- Brooks Bollinger, 1999



Ron Dayne at his media conference at the Downtown Athletic Club in New York City after receiving the 1999 Heisman Trophy.



ESPN's Ron Jaworski presents Ron Dayne with the 1999 Maxwell Award at the ESPN College Football Awards Show in Orlando.



Ron Dayne won the 1999 Doak Walker Award given to the nation's top running back.



Vitaly Pisetsky (second from right) was one of three players invited to the Lou Groza Award festivities in 1999.

College Football Hall of Fame

National Football Foundation College Hall of Fame

These former Badger football players have received the highest honor the game of football affords -- induction into the National Football Foundation Hall of Fame. They are the greats of the game and their achievements are documented at the College Football Hall of Fame in South Bend, Ind.

Dave Schreiner (elected in 1955)

The two-time all-America end was the Western Conference's MVP after the '42 season. Schreiner has his No. 80 jersey retired by Wisconsin.

Pat O'Dea (elected in 1962)

"The Kangaroo Kicker," as he was called, was a two-time all-America fullback and punter between 1896-99. He was also a two-time team captain.

Robert Butler (elected in 1972)

Robert Butler was a three-year letterman at tackle and won all-league (1912-13) and all-America (1913) laurels. He played pro ball for Canton.

Alan Ameche (elected in 1975)

The 1954 Heisman Trophy winner was a multi-year all-American in the classroom and on the field. His jersey No. 35 is retired at the University.

Marty Below (elected in 1988)


The rugged right tackle earned all-America praise as a senior. "Below was the greatest lineman I ever played against," said fellow Hall of Famer Red Grange.

Pat Harder (elected in 1993)


Pat Harder, an all-America fullback, was the Big Ten's scoring and rushing champion in 1941. Harder was a three-time NFL scoring champ, too.

Pat Richter (elected in 1996)


UW Director of Athletics Pat Richter was a two-time all-America end and led the nation in receiving as a junior. He is also a member of the CoSIDA Academic all-America Hall of Fame.




Dave Schreiner




Marty Below




Pat O'Dea




Pat Richter



Pat Harder



Robert Butler



Alan Ameche

Heisman Trophy Winners

Wisconsin's Ron Dayne

Ron Dayne


TB, 5-10, 252, Berlin, N.J. (Overbrook High School)

► 1999 Heisman Trophy winner

Opponent (A.P. Rank)	Att.	Yards	Avg.	TDs	Lg
Murray State (NR)	20	135	6.8	3	26
Ball State (NR)	31	158	5.1	1	19
@Cincinnati (NR)	28	231	8.3	1	29
Michigan (#4)	22	88	4.0	1	34
@Ohio State (#12)	32	161	5.0	4	46
@Minnesota (#25)	25	80	3.2	1	16
Indiana	17	167	9.8	2	69
Michigan State (#11)	34	214	6.3	2	51
@Northwestern	35	162	4.6	2	24
@Purdue (#17)	32	222	6.9	1	41
Iowa	27	216	8.0	1	38
Stanford (#22)	34	200	5.9	1	64

► Career rushing totals

Season	Att.	Yards	Avg.	TDs	Lg
Freshman (1996)	325	2,109	6.5	21	71
Sophomore (1997)	263	1,457	5.5	15	80
Junior (1998)	295	1,525	5.2	15	54
Senior (1999)	337	2,034	6.0	20	69
Totals	1,220	7,125	5.8	71	80



Alan Ameche

FB, 6-0, 220, Kenosha, Wis. (Kenosha High School)


► 1954 Heisman Trophy winner

Opponent (A.P. Rank)	Att.	Yards	Avg.	TDs	Lg
Marquette	18	107	5.9	1	47
@Michigan State	17	127	7.5	1	29
Rice (#11)	21	90	4.3	2	19
Purdue (#5)	18	73	4.1	1	26
@Ohio State (#4)	16	42	2.6	0	9
@Iowa	26	117	4.5	1	22
Northwestern	17	59	3.5	1	20
@Illinois	0	0	0.0	0	0
Minnesota (#10)	13	26	2.0	2	4

► Career rushing totals

Season	Att.	Yards	Avg.	TDs	Lg
Freshman (1951)	157	824	5.2	4	64
Sophomore (1952)	233	1,079	4.6	7	43
Junior (1953)	165	801	4.8	5	41
Senior (1954)	146	641	4.4	9	47
Totals	701	3,345	4.8	25	64

Wisconsin's Ron Dayne



Honors, awards and records have never been the focus of Ron Dayne's football career. "I just tried to do what I could to help the team win," is what the soft-spoken tailback repeated many times throughout his career. Helping the Badgers win may be Dayne's favorite personal legacy, but other witnesses to his career will forever marvel at his on-field accomplishments.

Here's a final look at #33:

- college football's most-decorated player after winning the Heisman Trophy and Maxwell and Doak Walker Awards.
- national player of the year by the Associated Press, *Football News*, *The Sporting News* and Walter Camp.
- first player in college history to run for more than 7,000 career yards (post-season play included).
- college football's all-time leading rusher with 6,397 yards (no bowls) ... bettered the old mark of 6,279 set by Ricky Williams (Texas) on a 31-yard run in the season finale vs. Iowa.
- three-time bowl game MVP (1996 Copper, 1999 Rose and 2000 Rose).
- first three-time Big Ten rushing champion in history.
- finished second nationally in rushing (by 16 yards) despite sitting out six full quarters in blowout victories.
- tied NCAA record for career 200-yard games (bowls not included) when he gained 216 yards vs. Iowa. Dayne along with Marcus Allen (USC) and Ricky Williams (Texas) had 12 games of at least 200 yards rushing in their careers.
- Big Ten Conference career leader in rushing and scoring.
- an average of 148.8 yards rushing per game (career) ranks fifth all-time.
- Big Ten offensive P.O.W. four times in '99 (equalled the conference record set by Indiana's Anthony Thompson and Michigan's Desmond Howard).
- only player to lead the Big Ten in three categories (rushing, all-purpose yardage and scoring) in 1999.
- recorded five games of at least 200 yards rushing in 1999, a national-best figure. That includes 200-yard efforts in four of his last five college outings.

- had his name and number unveiled on the facade of Camp Randall Stadium after the Iowa game on Nov. 13.
- personally outrushed the opposing team 29 times in 43 career starts.
- joined Amos Lawrence (North Carolina), Tony Dorsett (Pitt) and Denvin Manns (New Mexico State) as the only players in history to rush for more than 1,000 yards in four consecutive years.
- recorded 2,000-yard seasons as both a freshman and senior (counting bowl games).
- gained just over 50 percent of his career yardage after contact.
- landslide winner in the Heisman Trophy balloting. His 2,042 votes were the 10th-most of all time.
- honored with several "Ron Dayne Days" as proclaimed by Governor Tommy Thompson, Madison Mayor Sue Bauman and Milwaukee Mayor John Norquist.

Career Statistics

Rushing	Att.	Yds.	Avg.	TD
1996	325	2,109	6.5	21
1997	263	1,457	5.5	15
1998	295	1,525	5.2	15
1999	337	2,034	6.0	20
Career	1,220	7,125	5.8	71

Honors

- 1999 Heisman Trophy winner
- 1999 Maxwell Award winner
- 1999 Doak Walker Award winner
- 1999 Associated Press Player of the Year
- 1999 Walter Camp Player of the Year
- 1999 *Football News* Player of the Year
- 1999 *The Sporting News* Player of the Year
- 1999 *Chicago Tribune* Silver Football winner (given to the Big Ten Most Valuable Player)
- 1999 first-team all-American by Associated Press, Walter Camp Football Foundation, American Football Coaches Association, Football Writers Association, *The Sporting News*, *Football News*, CNN/SI.com and CBS Sportsline

1999 Heisman Trophy voting

1.	Ron Dayne, Wisconsin	2,042
2.	Joe Hamilton, Georgia Tech	994
3.	Michael Vick, Virginia Tech	319
4.	Drew Brees, Purdue	308
5.	Chad Pennington, Marshall	247
6.	Peter Warrick, Florida State	203
7.	Shaun Alexander, Alabama	171
8.	Thomas Jones, Virginia	140
9.	LaVar Arrington, Penn State	54
10.	Tim Rattay, Louisiana Tech	29

What they said


Barry Alvarez, Wisconsin Head Coach: "Ron really exemplified our program. I don't think there's a player that has ever meant more to a program. He's what our program is all about... blue-collar, tough, hard-nosed. He doesn't do it the easy way, but he does what you have to do for wins."

Brian White, Wisconsin Offensive Coordinator: "What will stick with me the longest is the smile he gives when talking about his daughter. That's when I knew what a special young man I was coaching. The fact that, at 19 years old, he didn't shirk the responsibility of fatherhood. He embraced it."



ABC's Tim Brandt (on Dayne's carry when he became college football's career rushing leader): "Open up the record books for Ron Dayne. He is the man of few words and many yards."

Dayne's Legacy at the UW

What Ron Dayne accomplished at the University of Wisconsin is simply remarkable. In essence, he defined the Badger football program during his four-year career with his physical play, no-nonsense approach and blue collar work ethic for a program which averaged 9.3 wins per season during his illustrious career.



The carry to break the NCAA career rushing mark




W Club Hall of Fame

Alan Ameche '91
 Ray Arrington '93
 Bill Aspinwall '99
 Buck Backus '91
 Rolland Barnum '91
 Marty Below '92
 Tom Bennett '98
 Lisa Boyd-Piekarski '00
 Cathy Branta '93
 Cindy Bremser '91
 Milt Bruhn '91
 Howard Buck '91
 Robert Butler '92
 Dick Cable '98
 Eddie Cochems '94
 Bobby Cook '92
 Omar Crocker '91
 Oscar Damman '96
 D'Lynn Damrom '92
 Mike Eaves '92
 Gene Englund '91
 Suzy Favor-Hamilton '96
 Charles Fenske '91
 Rufus Ferguson '93
 Bud Foster '91
 Joe Franklin '97
 Ann French '99
 Don Gehrmann '91


John Gerlach '94
 Tony Granato '00
 Carrie Graves '91
 Dale Hackbart '96
 Pat Harder '91
 Russ Hellickson '95
 John Hickman '97
 Elroy Hirsch '91
 Carl Holtz '99
 Theresa Huff '98
 Ken Huxhold '00
 Eddie Jankowski '92
 Gene Jaroch '98
 Bob Johnson '92
 Mark Johnson '91
 Pat Johnson '97
 Tom Jones '91
 Greg Kabat '95
 Jack Kellner '97
 Lee Kemp '91
 Don Kindt '97
 John Kotz '91
 Tim Krumrie '99
 Harvey Kuenn '91
 Lloyd Larson '93
 Walt Lautenbach '99
 George Levis '91
 Cliff Lutz '93

Art Mansfield '98
 Billy Marek '94
 Pat Matzdorf '91
 Charles McGinnis '93
 Mickey McGuire '96
 Walter Meanwell '91
 Wally Mehl '92
 John Messmer '93
 Jim Mott '95
 Arlie Mucks, Sr. '91
 Fred Negus '98
 Ab Nicholas '94
 Art Nielsen, Sr. '92
 Pat O'Dea '91
 Pat O'Donahue '93
 George Paskvan '93
 Bob Poser '96
 Rolf Poser '93
 Bob Ranck '97
 Gene Rankin '92
 Russ Rebholz '00
 Rich Reichardt '00
 Don Rehfeldt '91
 Frank Remington '99
 Pat Richter '91
 John Roberts '94
 Harlan Rogers '91
 Kit Saunders-Nordeen '98

Dave Schreiner '91
 Ted Shaw '95
 Otto Stangel '95
 Chris Steinmetz '91
 Harry Stuhldreher '94
 Guy Sundt '93
 Woodie Swancutt '92
 Ed Templin '95
 Rose Thomson '94
 Al Toon '95
 Ron Vander Kelen '97
 Stu Voigt '00
 John Walsh '91
 Charles Walter '93
 Mike Webster '95
 Fred Wegner '00
 Howard Weiss '91
 Frank Weston '94
 Fred Westphal '91
 Rollie Williams '91
 Ivan Williamson '91
 Robert Wilson '91
 Ed Withers '92




Lee Kemp




Al Toon




Pat Richter (left) and Milt Bruhn



Chris Steinmetz



Mark Johnson



Omar Crocker




Don Gehrmann

All-Conference

Academic All-Big Ten

► First-team selections only (Western and Big Ten Conferences)

1906	Ewald Stiehm	Center
1907	John Messmer	Guard
1908	John Messmer	Guard
	Harlan Rogers	End
	Oscar Ostoff	Tackle
	Jack Wilce	Fullback
1909	James Dean	End
	Bill Mackmiller	Guard
1910	James Dean	End
1911	R.E. Branstad	Tackle
	A.L. Buser	Tackle
	Ed Hoeffel	End
	John Moll	Quarterback
	H.S. Ofstie	End
	Al Tandberg	Fullback
1912	Robert Butler	Tackle
	Max Gelein	Guard
	Edmund Gillette	Quarterback
	Ed Hoeffel	End
	Ray Keeler	Guard
	H.S. Ofstie	End
	Edward Samp	Tackle
	Al Tandberg	Fullback
	John VanRiper	Halfback
1913	Robert Butler	Tackle
	Ray Keeler	Guard
1914	Howard Buck	Tackle
1915	Dow Beyers	Halfback
	Howard Buck	Tackle
1916	Paul Meyers	End
1917	W.M. Kelly	End
	Eber Simpson	Quarterback
1919	Paul Meyers	End
1920	Frank Weston	End
1921	Alvah Elliott	Halfback
1922	Marty Below	Tackle
	Gustaf Tebell	End
	Rollie Williams	Quarterback
1923	Marty Below	Tackle
	Merrill Taft	Fullback
1925	Doyle Hamilton	Halfback
1927	Ed Crofoot	Halfback
1928	Rube Wagner	Tackle
1929	John Parks	Guard
1930	Greg Kabat	Guard
	Milo Lubratovich	Tackle
1931	Greg Kabat	Guard
1932	Greg Kabat	Guard
1938	Jack Murray	Center
	Howard Weiss	Fullback
1939	George Paskvan	Fullback
1940	George Paskvan	Fullback
1941	Pat Harder	Fullback
	Dave Schreiner	End
1942	Pat Harder	Fullback
	Eloy Hirsch	Halfback
	Fred Negus	Center
	Dave Schreiner	End
1945	Clarence Esser	Tackle
1947	Bob Wilson	Center/End
1949	Bob Wilson	Center/End
1951	John Coatta	Quarterback
1952	Alan Ameche	Fullback
	Bob Kennedy	Guard
	George O'Brien	Guard



Tailback Brent Moss was the Big Ten Most Valuable Player for the 1993 league champions.

	Dave Suminski	Tackle	1984	Jeff Dellenbach	Tackle
1953	Alan Ameche	Fullback		Richard Johnson	Defensive Back
1954	Alan Ameche	Fullback		Darryl Sims	Defensive Tackle
	Gary Messner	Guard		Al Toon	Wide Receiver
1958	Jerry Stalcup	Guard	1985	Bob Landsee	Guard
	Dick Teteak	Center	1986	Nate Odomes	Defensive Back
1959	Dale Hackbart	Quarterback		Michael Reid	Linebacker
	Dan Lanphear	Tackle	1987	Paul Gruber	Tackle
	Jerry Stalcup	Guard	1990	Don Davey	Defensive Tackle
1961	Pat Richter	End	1991	Troy Vincent	Defensive Back
1962	Pat Richter	End	1992	Chuck Belin	Guard
	Ron Vander Kelen	Quarterback		Gary Casper	Linebacker
1963	Louis Holland	Halfback		Lamark Shackerford	Noseguard
1966	Bob Richter	Linebacker		Rich Thompson	Kicker
1967	Ken Criter	Linebacker	1993	Darrell Bevell	Quarterback
	Tom Domres	Tackle		Jeff Messenger	Defensive Back
1968	Ken Criter	Linebacker		Brent Moss	Running Back
1970	Bill Gregory	Defensive End		Joe Panos	Tackle
	Chuck Winfrey	Linebacker		Cory Raymer	Center
1971	Rufus Ferguson	Running Back		Michael Roan	Tight End
	Larry Mialik	Tight End		Joe Rudolph	Guard
1972	Rufus Ferguson	Running Back		Lamark Shackerford	Noseguard
	Dave Lokanc	Linebacker	1994	Jeff Messenger	Defensive Back
1973	Billy Marek	Running Back		Cory Raymer	Center
	Mike Webster	Center		Joe Rudolph	Guard
1974	Dennis Lick	Tackle		Mike Thompson	Defensive Tackle
	Billy Marek	Running Back		Mike Verstegen	Tackle
	Jack Novak	End	1995	Tarek Saleh	Defensive End
1975	Dennis Lick	Tackle	1996	Ron Dayne	Running Back
	Billy Marek	Running Back		Pete Monty	Linebacker
	Terry Stieve	Tackle		Tarek Saleh	Defensive End
1977	Dennis Stejskal	Defensive End		Jamie Vanderveldt	Guard
1979	Dave Mohapp	Fullback	1997	Matt Davenport	Kicker
	Ray Snell	Tackle	1998	Tom Burke	Defensive End
1980	Tim Krumrie	Noseguard		Matt Davenport	Kicker
1981	Dave Greenwood	Defensive Back		Ron Dayne	Running Back
	Tim Krumrie	Noseguard		Jamar Fletcher	Cornerback
	Dave Mohapp	Fullback		Aaron Gibson	Tackle
	Darryl Sims	Defensive Tackle		Kevin Stemke	Punter
	Matt VandenBoom	Defensive Back	1999	Wendell Bryant	Defensive Tackle
1982	Dave Greenwood	Defensive Back		Ron Dayne	Running Back
	Tim Krumrie	Noseguard		Bill Ferrario	Guard
	Darryl Sims	Defensive Tackle		Jamar Fletcher	Cornerback
	Matt VandenBoom	Defensive Back		Chris McIntosh	Tackle
	Bob Winckler	Tackle		Vitaly Pisetsky	Kicker
1983	Jim Melka	Linebacker		Casey Rabach	Center
	Al Toon	Wide Receiver			

Academic Honors

► Academic All-Americans

The College Sports Information Directors of America (CoSIDA) selects the GTE Academic all-America teams. To be nominated, a student-athlete must be a starter or important reserve with at least a 3.20 cumulative grade-point average for his career.

1952	Bob Kennedy, Guard, first-team selection
1953	Alan Ameche, Fullback, first-team selection
1954	Alan Ameche, Fullback, first-team selection
1955	Pat Levenhagen, Halfback, second-team selection
1958	Jon Hobbs, Fullback, first-team selection
1959	Dale Hackbart, Quarterback, first-team selection
1960	Henry Derleth, End, honorable mention selection
1962	Pat Richter, Tight End, first-team selection
1963	Ken Bowman, Center, first-team selection
1966	Bob Richter, Linebacker, second-team selection
1972	Rufus Ferguson, Running Back, first-team selection
1980	Dave Mohapp, Fullback, second-team selection
1981	Dave Mohapp, Fullback, second-team selection
1982	Kyle Borland, Linebacker, first-team selection
	Tim Stracka, End, second-team selection
	Matt VandenBoom, Defensive back, second-team selection
1987	Don Davey, Defensive end, first-team selection
1988	Don Davey, Defensive end, first-team selection
1989	Don Davey, Defensive end, first-team selection
1990	Don Davey, Defensive tackle, first-team selection
1996	Bryan Jurewicz, Defensive line, second-team selection

► NCAA Post-Graduate Scholars

The NCAA annually awards post-graduate scholarships to student-athletes who excel academically and athletically and who are in their last year of collegiate competition. Thirty-five scholarships each year go to football players (13 to Division I players). Wisconsin's recipients are listed below.

1966	Dave Fronek, Safety
1980	Tom Stauss, Split end
1982	Dave Mohapp, Fullback
1983	Matt VandenBoom, Defensive back

► National Football Foundation Scholars

1966	Dave Fronek, Safety
1979	Tom Stauss, Split end

► Rhodes Scholars

1927	Jefferson Burrus
1950	David Staiger

► GTE/CoSIDA Academic All-America All-Time Team

Four former Badger football greats were named to GTE's Academic All-America All-Time team at the College Sports Information Directors of America convention in 1998.

Fullback Alan Ameche was a first-team choice and center Ken Bowman, defensive lineman Don Davey and defensive back Dale Hackbart were named to the second team.


All four Badgers are former academic all-Americans. Davey, a native of Manitowoc, Wis., is the only four-time academic all-America pick in university-division history.

GTE/CoSIDA Academic All-America Hall of Fame


Two former Badger gridiron stars (Alan Ameche and Pat Richter) have been inducted into the GTE/CoSIDA Academic All-America Hall of Fame.

To gain admittance to the Hall, student-athletes must be former academic all-Americans who distinguished themselves off the playing field after graduation.

Ameche, who played professionally after graduation, retired in Philadelphia after his career and became one of the city's philanthropic leaders. Richter also played pro football before returning to the UW to earn his law degree. He worked at a Madison law firm and at Oscar Mayer before his appointment as Director of Athletics at the University of Wisconsin.



Alan Ameche



Pat Richter

Team Awards

► Ivan Williamson Scholastic Award

Presented annually to a player who has been exemplary in the areas of scholarship and sportsmanship.

1955	Wells Gray	1978	Dan Schieble
1956	William Lowe	1979	Tom Stauss
1957	John Heineke	1980	Joe Rothbauer
1958	Sidney Williams	1981	Matt VandenBoom
1959	Robert Zeman	1982	Kyle Borland
1960	Gerald Kulcinski		Tim Stracka
1961	David Bichler	1983	Steve Fritz
1962	Gary Kroner	1984	Russ Bellford
1963	Bob Johnson	1985	Brian Hoffman
1964	James Hennig	1986	Michael Reid
1965	Louis Jung	1987	Rod Lossow
1966	Eric Rice	1988	Andy Hartlieb
1967	John Boyajian	1989	Tim Knoeck
1968	Lynn Buss	1990	Don Davey
1969	Brad Monroe	1991	Jerry Huggett
1970	Gary Buss	1992	Korey Manley
1971	Terry Whittaker	1993	Scott Nelson
1972	Keith Nosbusch	1994	Joe Rudolph
1973	Christopher Davis	1995	Matt Nyquist
1974	Gary Dickert	1996	Bryan Jurewicz
1975	Dave Anderson	1997	Ben McCormick
1976	Tim McConnell	1998	Bob Adamov
1977	Terry Breuscher	1999	Chris Ghidorzi

► Specials Team Player of the Year


Presented annually to the most valuable player on special teams, as selected by the coaching staff.

1990	Rich Thompson, K
1991	Korey Manley, DB
1992	Vince Zullo, WR
1993	Jeff Wirth, FB
1994	Chad Cascadden, OLB
1995	Tom Burke, DE
1996	John Hall, K/P
1997	Matt Davenport, K Kevin Stemke, P
1998	Matt Davenport, K Tim Rosga, PR / Hold. Mike Schneck, LS Kevin Stemke, P
1999	Vitaly Pisetsky, K

► Rookie of the Year

Presented to the top freshman as selected by the coaching staff.

1998	Nick Davis, WR Jamar Fletcher, DB
1999	Brooks Bollinger, QB



Quarterback Brooks Bollinger was named Wisconsin's Rookie of the Year in 1999.

► Jimmy Demetral Most Valuable Player

Presented annually to the player(s) most instrumental to the success of the team, as selected by his teammates and coaches.

1926	Jefferson Burrus, E	1968	Ken Criter, LB
1927	Ed Crofoot, HB	1969	Stu Voigt, TE
1928	Bo Cuisinier, QB	1970	Chuck Winfrey, LB
1929	Harold Rebolz, FB	1971	Neil Graff, QB
1930	Ernie Lusby, HB	1972	Rufus Ferguson, TB
1931	Harold Smith, T	1973	Mike Webster, C
1932	Mickey McGuire, HB	1974	Gregg Bohlig, QB
1933	Robert Schiller, HB	1975	Billy Marek, TB
1934	Milt Kummer, G	1976	Mike Carroll, QB
1935	Ed Jankowski, FB	1977	Dave Crossen, LB
1936	Ed Jankowski, FB	1978	Mike Kalasmiki, QB
1937	Howard Weiss, FB	1979	Tom Stauss, WR
1938	Howard Weiss, FB	1980	Dave Ahrens, LB
1939	George Paskvan, FB	1981	Dave Levenick, LB
1940	George Paskvan, FB	1982	Randy Wright, QB
1941	Pat Harder, FB	1983	Al Toon, WR
1942	Dave Schreiner, E	1984	Al Toon, WR
1943	Joe Keenan, C	1985	Larry Emery, TB
1944	Clarence Esser, T	1986	Michael Reid, LB
1945	Clarence Esser, T	1987	Paul Gruber, OT
1946	Fred Negus, C	1988	David Wings, LB
1947	Robert Wilson, C	1989	Tim Knoeck, OLB
1948	Robert Wilson, C	1990	Don Davey, DT
1949	Robert Wilson, C	1991	Troy Vincent, DB
1950	Bob Radcliffe, LB	1992	Gary Casper, LB
1951	Hal Faverty, E	1993	Brent Moss, RB
1952	Dave Suminski, T	1994	Terrell Fletcher, RB
1953	Alan Ameche, FB	1995	Darrell Bevell, QB
1954	Alan Ameche, FB		Eric Unverzagt, LB
1955	Wells Gray, T	1996	Pete Monty, LB
1956	David Howard, E	1997	Tom Burke, DE
1957	Danny Lewis, HB	1998	Senior starters Bob Adamov, OLB Tom Burke, DE Matt Davenport, K Aaron Gibson, T Eric Grams, TE Cecil Martin, FB Mike Samuel, QB Mike Schneck, LS Leonard Taylor, SS
1958	Jon Hobbs, FB Dick Teteak, C	1999	Ron Dayne, RB Chris McIntosh, T
1959	Jerry Stalcup, G		
1960	Tom Wiesner, FB		
1961	Ron Miller, QB		
1962	Ron Vander Kelen, QB		
1963	Jim Pernel, LB		
1964	Carl Silvestri, LB		
1965	Tom Brigham, DB		
1966	Bob Richter, LB		
1967	Tom Domres, DT		

► **Jay Seiler Award**


Presented annually to the defensive player who has contributed to the team's success to the best of his abilities. It is based upon improvement, attitude and willingness to help the program in all areas.

- | | |
|--------------------------|-----------------------------|
| 1979 Larry Spurlin, LB | 1990 Malvin Hunter, OLB |
| 1980 Von Mansfield, DB | 1991 Duer Sharp, OLB |
| 1981 Mark Shumate, DT | 1992 Lamark Shackerford, NG |
| 1982 Jody O'Donnell, LB | 1993 Jeff Messenger, DB |
| 1983 Craig Raddatz, LB | 1994 Jamel Brown, DB |
| 1984 Tim Jordan, OLB | 1995 Tarek Saleh, DE |
| 1985 Michael Boykins, NG | 1996 Tarek Saleh, DE |
| Charlie Fawley, LB | 1997 Donnel Thompson, LB |
| 1986 Richard Teets, DT | 1998 John Favret, DE |
| 1987 David Wings, LB | Chris Ghidorzi, LB |
| 1988 LaMarr White, DB | 1999 Donnel Thompson, LB |
| 1989 Malvin Hunter, LB | |


► **Wayne Souza Award**

Presented annually to the offensive player who has contributed to the team's success to the best of his abilities. It is based upon improvement, attitude and willingness to help the program in all areas.


- | | |
|-------------------------|--------------------------|
| 1979 Joe Rothbauer, C | 1990 Dave Senczyszyn, OL |
| 1980 John Williams, RB | 1991 Tom Browne, WR |
| 1981 Jerry Doerger, OL | 1992 Joe Panos, OL |
| 1982 Al Toon, WR | 1993 Darrell Bevell, QB |
| 1983 Michael Jones, WR | 1994 Tony Simmons, WR |
| Chris Osswald, OG | 1995 Michael London, WR |
| 1984 Bob Landsee, OG | 1996 Jerry Wunsch, OL |
| 1985 Paul Gruber, OT | 1997 Cecil Martin, FB |
| 1986 Brian Anderson, TE | 1998 Ron Dayne, TB |
| 1987 Marvin Artley, RB | Mike Samuel, QB |
| 1988 Todd Nelson, OG | 1999 Demetrius Brown, WR |
| 1989 Craig Hudson, TE | Mark Tauscher, T |



Two-time team captain and two-time leading tackler Donnel Thompson also won the school's Jay Seiler Award twice in his career.



Mark Tauscher (68) and Demetrius Brown (17) were name co-recipients of the Wayne Souza Award in 1999.



► **Scout Team Defensive Player of the Year**

Presented annually to the defensive player who excelled on the scout team in preparing the offense for each week's game.

- | | |
|--------------------------|-----------------------|
| 1990 Dan Kapke, OLB | 1995 Rob Roell, DE |
| 1991 Terry Glavin, LB | 1996 John Favret, DE |
| 1992 Al Gay, DL | 1997 George Pratt, DT |
| Rod Spiller, DL | 1998 Clint Bakken, DT |
| 1993 Haywood Simmons, DL | 1999 Russ Kuhns, LB |
| 1994 Royston Jones, LB | |

► **Scout Team Offensive Player of the Year**

Presented annually to the offensive player who excelled on the scout team in preparing the defense for each week's game.

- | | |
|-------------------------|---------------------------|
| 1990 Jay Simala, QB | 1995 Eric Grams, TE |
| 1991 Theo Carney, RB | 1996 Eddie Faulkner, TB |
| 1992 Robert Nelson, RB | 1997 Nick Mueller, FB |
| 1993 Royce Roberson, RB | 1998 Brooks Bollinger, QB |
| 1994 Dirk Stanger, QB | 1999 Byron Brown, WR |

Post-season All-Star Games

► Blue-Gray Game

1939	Roy Bellin, HB Vince Gavre, QB Lynn Hovland, G	1971	Neil Graff, QB Alan Thompson, FB
1940	Dick Embick, G	1973	Mike Seifert, DT
1942	Paul Hirsbrunner, T	1975	Terry Stieve, OG
1944	Frank Lopp, T	1976	Ron Egloff, TE
1946	George Fuchs, QB	1978	Greg Gordon, DB Jim Moore, C
1948	Wally Dreyer, HB	1982	Tim Stracka, WR
1950	Bob Petruska, QB	1983	Mike Herrington, LB Brian Marrow, DB Randy Wright, QB
1951	Pat O'Donahue, DE Rollie Strehlow, HB	1986	Tim Jordan, DE Nate Odomes, DB
1955	Jim Haluska, QB	1987	Glenn Derby, OG Rod Lossow, C
1958	Jim Fraser, G	1988	Todd Nelson, OG
1960	Ron Perkins, G	1990	Brady Pierce, OT
1966	Tony Loukas, OG Bob Richter, LB	1995	Jason Maniecki, DT Matt Nyquist, TE Barry Alvarez, Coach
1969	Stu Voigt, TE		

► Senior Bowl

1950	Gwynn Christensen, FB Hal Otterback, T Bob Radcliffe, LB	1976	Terry Stieve, OG
1952	John Coatta, QB Hal Faverty, E/LB	1979	Ray Snell, OT
1954	Alan Ameche, FB Norm Amundsen, OG	1981	Von Mansfield, DB
1956	John Dittrich, OT Jim Haluska, QB	1982	Tim Stracka, TE
1960	Dave Kocourek, E	1984	Scott Bergold, DT
1968	Tom Domres, DT	1987	Glenn Derby, OG
1972	Alan Thompson, FB	1988	Todd Nelson, OG
1974	Mike Webster, C	1990	Don Davey, DT
		1993	Mark Montgomery, FB Joe Panos, OT
		1994	Terrell Fletcher, RB Kenny Gales, DB Mike Verstegen, OT
		1995	Jason Maniecki, DL
		1998	Tony Simmons, WR

► Hula Bowl

1950	Joe Kelly, LB	1979	Ray Snell, OT
1952	Gene Felker, DE	1980	Dave Ahrens, LB
1959	Dick Teteak, C	1981	Dave Mohapp, FB
1960	Jim Heineke, T Jerry Stalcup, G	1982	Tim Krumrie, NG
1961	Tom Wiesner, FB	1984	Jeff Dellenbach, OL Al Toon, WR
1962	Ron Miller, QB	1987	Paul Gruber, OL
1963	Pat Richter, TE Ron Vander Kelen, QB	1992	Chuck Belin, OL
1964	Ken Bowman, C Roger Pillath, OT	1993	Lamark Shackerford, NG
1965	Jon Hohman, OG Jim Jones, E	1994	Jeff Messenger, DB Michael Roan, TE Mike Thompson, DT
1967	Eric Rice, DE	1998	LaMar Campbell, DB Donald Hayes, WR David Lysek, LB
1969	Ken Critter, LB	1999	Cecil Martin, FB Mike Samuel, QB
1971	Bill Gregory, DT	2000	Ron Dayne, RB Bobby Myers, FS Mark Tauscher, OT Donnel Thompson, LB Barry Alvarez, Coach
1973	Rufus Ferguson, RB		
1974	Mike Webster, C		
1975	Jack Novak, TE		
1976	Dennis Lick, OT		

► East-West Shrine Game

1927	Austin Straubel, T Earl Wilke, C	1967	Tom Domres, DT
1928	Rube Wagner, T	1970	Bill Gregory, DT
1930	Milt Gantenbein, E Milo Lubratovich, T	1973	Mike Seifert, DT Mike Webster, C
1932	Russ Rebholz, HB	1974	Jack Novak, TE
1935	Mario Pacetti, G	1975	Dennis Lick, OT
1937	Ed Jankowski, FB	1978	Lawrence Johnson, DB
1939	Howard Weiss, FB	1979	Ray Sydnor, TE
1943	Dave Schreiner, E	1982	Bob Winckler, OT
1945	Earl Girard, QB Jack Mead, E	1984	Scott Bergold, DT Richard Johnson, DB Jim Melka, LB
1948	Earl Maves, HB	1986	Nate Odomes, DB
1950	Joe Kelly, LB	1991	Troy Vincent, DB
1951	Gene Felker, DE James Hammond, FB Jerry Smith, T	1993	Joe Panos, OT
1956	Pat Levenhagen, HB	1994	Cory Raymer, C Joe Rudolph, OG Mike Thompson, DT
1957	Bill Gehler, G Danny Lewis, RB	1995	Eric Unverzagt, LB
1958	Jon Hobbs, FB Dick Teteak, C Sidney Williams, QB	1996	Pete Monty, LB Tarek Saleh, DE Jerry Wunsch, OT Barry Alvarez, Coach
1961	Tom Wiesner, FB	1998	Donald Hayes, WR David Lysek, LB Tony Simmons, WR
1962	Ron Miller, QB	1999	Cecil Martin, FB
1963	Ken Bowman, C Roger Pillath, T	2000	Mark Tauscher, OT
1964	Jon Hohman, OG Jimmy Jones, SE		

► Tribune All-Star Game


1937	John Golemgeske, T Ed Jankowski, FB	1948	Fred Negus, C Earl Girard, QB Earl Maves, HB
1939	Lynn Hovland, G Howard Weiss, FB	1949	Ben Bendrick, FB
1941	George Paskvan, FB	1952	Hal Faverty, E/LB Pat O'Donahue, E
1942	Tom Farris, QB	1955	Alan Ameche, FB James Temp, E
1943	Len Calligaro, B Bobby Dierks, QB Tom Farris, QB Pat Harder, FB	1956	John Dittrich, G Jim Haluska, QB
1945	Frank Lopp, T	1960	Jerry Stalcup, G
1946	Pat Harder, FB Frank Hekkers, T Elroy Hirsch, RB Jack Mead, E Evan Vogds, G	1963	Pat Richter, E Ron Vander Kelen, QB
1947	Clarence Esser, T	1964	Ken Bowman, C Roger Pillath, T
		1971	Bill Gregory, DT
		1974	Mike Webster, C
		1975	Dennis Lick, OT Steve Wagner, DB

► Japan Bowl

1976	Dennis Lick, OT Steve Wagner, DB	1984	Bob Winckler, OT Darryl Sims, DT Al Toon, WR Dan Turk, C
1979	Lawrence Johnson, DB	1985	Bob Landsee, OL
1980	Tom Schremp, DT	1990	Don Davey, DT
1981	Dave Mohapp, FB	1991	Troy Vincent, DB
1982	Matt VandenBoom, S Ron Versnik, C	1992	Chuck Belin, OL Barry Alvarez, Coach

Badger Team Captains


1889 Charles Mayer
 1890 James Kerr
 1891 E.H. Ahara
 1892 J.D. Freeman
 1893 T.U. Lyman
 1894 T.U. Lyman
 1895 J.R. Richards
 1896 J.R. Richards
 1897 J.P. Riordan
 1898 Pat O'Dea
 1899 Pat O'Dea
 1900 A. Chamberlain
 1901 Art Curtis
 1902 William Juneau
 1903 Allan Abbott
 1904 James Bush
 1905 E. Vanderboom
 1906 W.A. Gelbach
 1907 John Messmer
 1908 Harlan Rogers
 1909 Jack Wilce
 1910 J.P. Dean
 1911 A.L. Buser
 1912 J.M. Hoeffel
 1913 Al Tanberg
 1914 R.M. Keeler
 1915 Howard Buck
 1916 Paul Meyers
 1917 Howard Hancock
 1918 F. Mann
 1919 C.H. Carpenter
 1920 Frank Weston
 1921 Guy Sundt
 1922 Rollie Williams
 1923 Marty Below
 1924 Jack Harris
 1925 Steve Polaski
 1926 Doyle Harmon
 1927 Ed Crofoot
 1928 Rube Wagner
 1929 John Parks
 1930 Milt Gantenbein
 1931 Harold Smith
 1932 Gregory Kabat
 1933 Harold Smith
 1934 John Bender
 1935 Ray Davis
 1936 John Golemgoske
 1937 Fred Benz
 1938 Howard Weiss
 Vince Gavre
 1939 Ralph Moeller
 1940 John Tennant
 1941 Tom Farris
 1942 Mark Hoskins
 Dave Schreiner
 1943 Joe Keenan
 1944 Allan Shafer
 1945 Jack Mead
 1946 Clarence Esser
 1947 Jack Wink
 1948 Wally Dreyer
 1949 Robert Wilson
 1950 Ken Huxhold
 1951 Jim Hammond




Pete Monty




Dave Mohapp



Darryl Carter




Donnel Thompson




Tom Wiesner



Darrell Bevell



Jason Doering



Ken Bowman



Harlan Rogers

1952 George O'Brien
 1953 Roger Dornburg
 Jerry Wuhrman
 1954 Gary Messner
 1955 Wells Gray
 1956 Pat Levenhagen
 1957 William Gehler
 1958 Jon Hobbs
 Dave Kocourek
 1959 Jerry Stalcup
 Bob Zeman
 1960 Henry Derleth
 Tom Wiesner
 1961 Jim Bakken
 Don Schade
 1962 Pat Richter
 Steve Underwood
 1963 Ken Bowman
 Andy Wojdula
 1964 Ron Frain
 Ron Leafblad
 1965 Dave Fronek
 1966 Tony Loukas
 Bob Richter
 1967 Tom Domres
 1968 Wally Schoessow

1969 Bill Gregory
 Don Murphy
 Mel Reddick
 1970 Bill Gregory
 1971 Roger Jaeger
 Bill Poindexter
 1972 Dave Lokanc
 Keith Nosbusch
 1973 Chris Davis
 Jim Schymanski
 Mike Webster
 1974 Gregg Bohlig
 Mark Zakula
 1975 Terry Stieve
 Steve Wagner
 1976 Mike Carroll
 Andy Michuda
 Ron Pollard
 John Rasmussen
 1977 Dennis Stejskal
 1978 Dave Charles
 Dave Crossen
 Dan Relich
 1979 Dennis Christenson
 Ray Snell
 Tom Stauss

1980 Dave Ahrens
 Joe Rothbauer
 1981 Dave Levenick
 Dave Mohapp
 Larry Spurlin
 1982 Tim Krumrie
 Matt VandenBoom
 John Williams
 1983 Mike Herrington
 Brian Marrow
 Randy Wright
 1984 game captains
 1985 Russ Fields
 Bob Landsee
 Troy Spencer
 1986 Joe Armentrout
 Craig Raddatz
 1987 Paul Gruber
 Rod Lossow
 1988 Todd Nelson
 David Wings
 1989 Dan Kissling
 Tim Knoeck
 1990 Don Davey
 Tony Lowery
 Nick Polczinski
 Greg Thomas
 1991 Chuck Belin
 Tony Lowery
 Brendan Lynch
 Troy Vincent
 1992 Chuck Belin
 Gary Casper
 Lionell Crawford
 1993 Joe Panos
 Lamark Shackerford
 1994 Jeff Messenger
 Brent Moss
 Joe Rudolph
 Mike Thompson
 1995 Darrell Bevell
 Jason Maniecki
 Pete Monty
 Steve Stark
 Eric Unverzagt
 1996 Daryl Carter
 Cayetano Castro
 Pete Monty
 Tarek Saleh
 Jamie Vanderveldt
 Jerry Wunsch
 1997 Kevin Huntley
 David Lysek
 Carl McCullough
 1998 Bob Adamov
 Cecil Martin
 Chris McIntosh
 Donnel Thompson
 1999 Ron Dayne
 Jason Doering
 Chris Ghidorzi
 Chris McIntosh
 Donnel Thompson

All-time Lettermen

A

Abbott, Allen 1900,01,02,03
 Ace, Norris 1951
 Ackert, James 1944
 Adam, Tyler 1990,91,92,93
 Adamov, Bob 1995,96,97,98
 Addy, Henry 1976
 Ahara, Edwin 1890,91
 Ahrens, Dave 1977,78,79,80
 Alberts, Rodger 1964,65
 Albright, Edward 1968,69,70
 Albright, William 1948,49,50
 Alexander, Arthur H.
 1911,12,13
 Alexander, Brian 1995
 Alexander, Walter A.
 1894,95,99
 Alford, Harry 1969
 Allen, John 1957
 Allen, Maynard 1906
 Altmann, Robert 1957,58,59
 Ambrose, Steven 1955,56
 Ameche, Alan 1951,52,53,54
 Amundsen, Norman 1953,54
 Anderson, Ashley 1941,42,46
 Anderson, Brian
 1985,86,87,88
 Anderson, Dave 1975
 Anderson, Dave 1994,95
 Anderson, Earl 1895,97,98,99
 Anderson, Ross 1978,79,80
 Anderson, Sidney 1909
 Andrykowski, Ervin 1951,52
 Anelli, Mark 1998,99
 Anthony, Thomas 1960
 Anthony, Todd 1993
 Antonie, William 1987,88,89
 Apkarian, Gregory 1973
 Armentrout, Joe
 1983,84,85,86
 Armstrong, Brett 1981,82,83
 Arneson, Dave 1983,84
 Arpin, H.A. 1911
 Artley, Marvin 1985,86,87,88
 Ashby, Solomon 1986
 Atkinson, W. 1896
 Aulik, David 1965
 Austin, Tim 1972
 Austin, Willie 1996,97,98

B

Bachhuber, James 1972,73
 Bachman, J. Cary 1951
 Backus, August 1928,29
 Baer, Richard 1960,61
 Baffico, Steve 1994,95
 Bahlow, Ed 1944
 Bailey, Raymond 1975,76
 Baine, W.M. 1903
 Bakken, Clint 1999
 Bakken, Jim 1959,60,61
 Ballweg, Charles 1970
 Banaszak, John 1987,88,89
 Bandor, Gary 1965
 Bangert, Donald 1960
 Barber, Greg 1976,77,78
 Barker, Mike 1990
 Barkley, Matt 1990
 Barnes, Harry 1920
 Barnum, Rolland 1924,25,26
 Baron, Daniel 1972
 Barr, Wallace 1919,20,22
 Barryman, C. 1895
 Barrios, Richard 1972,73

Wisconsin's All-time Team

In conjunction with the centennial celebration of college football in 1969, Wisconsin fans selected the school's all-time team. The 11-man unit features 1954 Heisman Trophy winner Alan Ameche, who was voted "All-time Greatest Player."

ALAN AMECHE (1951-54): 1954 Heisman Trophy winner ... set NCAA career rushing mark (3,345).
KEN BOWMAN (1961-63): 10-year NFL career with Packers ... played in East-West Shrine Game.
HOWARD "CUB" BUCK (1913-15): Labeled by some as the best lineman of his era ... consensus all-America.
PAT HARDER (1941-42): Second pick in NFL draft ... MVP of *Chicago Tribune* College All-Star Game.
ELROY "CRAZYLEGS" HIRSCH (1942): Set many receiving records with Rams ... eventually served as Badger A.D.
DAN LANPHEAR (1957-59): Madison native was a '59 all-American before pro career with Oilers.
ARLIE MUCKS, SR. (1914): All-American on gridiron and silver medalist at Olympics (discus).
PAT RICHTER (1960-62): Hall of Fame inductee both on field and in classroom ... current Badger A.D.
DAVE SCHREINER (1940-42): First two-time all-American ... three TD catches in one quarter still a school record.
RON VANDER KELEN (1962): Passed for 401 yards vs. No. 1-ranked USC in the 1963 Rose Bowl.
ROBERT WILSON (1946-49): Big Ten MVP in '49 ... played baseball for White Sox, Indians and Tigers.

Barth, George 1892
 Bartholomew, Ken 1928
 Basten, Jim 1988,89,90
 Batsch, Dan 1987,88,89,90
 Baumann, Robert 1940,41,42
 Baxter, Richard 1982,83
 Becker, Michael 1972,74
 Becker, Robert 1933,34
 Beddell, M. 1898
 Begel, William 1931
 Behr, Samuel 1928,29,30
 Belcher, Kevin 1982,83,84
 Belin, Chuck 1989,90,91,92
 Belford, Russ 1983,84
 Bellie, Ken 1938
 Bellin, Roy 1936,37,38
 Bellows, Frank 1912,13,14
 Below, Martin 1918,22,23
 Belter, Tom 1974,75
 Bender, John 1933,34
 Bendrick, Ben 1945,46,47,48
 Bennett, Michael 1999
 Bennett, Tom 1946,47,48
 Bennett, Steve 1948,49
 Benninger, Michael 1973,74
 Benson, Harold 1923
 Benz, Fred 1935,36,37
 Benzschawel, Scott 1985,87
 Berg, David 1965,66
 Berg, M.J. 1916
 Berger, Louis 1912
 Bergold, Scott 1982,83,84
 Bernard, Giscard 1994,95,96
 Bernhart, Charles 1950,51,52
 Bernet, Lee 1962,63,64
 Berriman, Daniel 1982
 Bertke, Wilson 1902,03,04
 Bestor, Glenn 1955,56
 Bestor, Scott 1986,87,88
 Bevell, Darrell 1992,93,94,95
 Beyers, Dow 1915
 Bichler, David 1960,61
 Bickerstaff, Erik 1999
 Bieberstein, Adolph
 1922,23,24
 Bingham, James 1933
 Binish, Stanley 1928,29
 Blackburn, Lisle
 1946,47,48,49
 Blackburn, Bill 1889
 Blackman, Thane 1923,24,25
 Blackmun, Gil 1956
 Blair, E.R. 1899
 Blake, Rex 1967,68
 Blaskowski, Curt 1978,79,80
 Bleyer, Charles 1906
 Bliss, Donald 1965,66,67
 Bloedorn, Arthur 1956

Bobo, Frederick 1985,86
 Boese, Joey 1998, 99
 Boggs, Bryn 1995
 Bohlig, Gregg 1972,73,74
 Bolioux, Guy 1978,79,80,81
 Bollinger, Brooks 1999
 Bondi, Hobart 1917
 Boody, Kevin 1976
 Booher, Martin 1953,54,56
 Booker, Earl 1979,80,82
 Boots, Richard 1966
 Bonner, Brian 1983,84,85
 Borders, John 1967,68
 Borgerding, Mike 1977
 Borland, Kyle 1979,80,81,82
 Bosold, Edward 1971,72,73
 Bourne, Jim 1990,91,92
 Botham, Richard 1944
 Bowers, Dale 1946
 Bowman, Kenneth 1961,62,63
 Boyajian, John 1966,67
 Boyke, Scott 1989
 Boykins, Michael
 1983,84,85,86
 Boyle, F.E. 1907,08
 Boyle, Pat 1941,42
 Brader, James 1918,19,20,21
 Bradley, Henry 1898
 Brady, Donny 1993,94
 Braker, Thomas 1977,78,79
 Branaman, Lance 1983,84,85
 Brandstat, R. 1910,11
 Brandt, Harold 1962,63,64
 Brandt, William 1974,75
 Bratt, Clarence 1953,54
 Bratton, Charles 1930,31
 Braun, David 1999
 Braun, Robert 1971,72,73
 Breckenridge, Wm. 1912,14
 Brekke, Brad 1988,89,90
 Brekke, Michael 1987
 Breuscher, Terry 1976,77
 Brewer, Chester 1896
 Brhly, Michael 1978
 Bridgeman, John 1955,56
 Brigham, Thomas 1964,65
 Bright, George 1910,11,12
 Briggs, Thomas 1968
 Brin, Michael 1995
 Brindly, Thaddeus 1904,05
 Brockett, John 1966
 Brodhagen, Gene 1936,37,38
 Bronson, Paul 1940,41
 Brooks, W.L. 1889
 Brown, Aaron 1989,90,91,92
 Brown, Clarence 1968
 Brown, Demetrius
 1996,97,98,99

Brown, Jamel 1991,92,93,94
 Browne, Tom 1990,91
 Browning, Keith 1986
 Bruce, Andrew 1889,90,91
 Bruhn, Peter 1962
 Brumder, W.C. 1889
 Brumm, Roman 1918,21
 Brunston, Jevon 1993
 Bryan, Mike 1991,92
 Bryant, Onjai 1996,97
 Bryant, Wendell 1998,99
 Bucci, Frank 1933
 Bucciarelli, Gale 1965,66
 Buck, Howard 1913,14,15
 Budde, John 1935
 Budde, Robert 1982
 Bunge, G.C. 1919,20,21
 Bunge, George W. 1893,94
 Bunker, Eugene 1909,10
 Burgess, Yusef
 1990,91,92,93
 Burke, Tom 1995,96,97,98
 Burks, Archie Roy 1950,51,52
 Burks, David 1987,88
 Burney, Richard 1979
 Burns, Jason 1991,92,93,94
 Burrus, Jefferson 1924,25,26
 Burt, Charles 1965,67
 Burt, Michael 1975,77,78
 Buser, Alfred 1910,11,12
 Bush, James 1902,03,04,06
 Buss, Gary 1968,69,70
 Buss, Lynn 1966,67,68
 Buss, Ronald 1970,71,72
 Buss, Terry 1973,74,75
 Butler, Nathaniel 1968,69,70
 Butler, Robert 1911,12,13

C

Cabral, Armand 1977,78,79
 Callahan, Russell 1934
 Calligaro, Len 1941,42
 Cameron, Don 1925,26,27
 Cammett, Stuart 1977
 Campbell, Joe 1944
 Campbell, LaMar
 1994,95,96,97
 Campbell, Tyrone 1989
 Canada, Larry 1973,74,75,76
 Cannon, P.J. 1999
 Canny, Thomas 1952
 Canonie, Tony 1966
 Cantrell, Brandon
 1994,95,96,97
 Carl, DuWayne 1957

Carl, Harland 1951,52,53
 Carlson, Ronald 1956,57
 Carney, Theo 1992,93,94
 Carolan, Penn 1943
 Carpenter, Charles 1916,17,19
 Carpenter, Marcus
 1996,97,98,99
 Carr, Kemal 1983,84
 Carroll, Mike 1975,76
 Carter, Daryl 1993,94,95,96
 Carter, Fred 1910
 Cascadden, Chad 1993,94
 Case, Charles 1892
 Casey, George 1928,29,30
 Casey, Michael 1978,79
 Casper, Gary 1989,90,91,92
 Castle, Lewis 1912
 Castro, Cayetano
 1993,94,95,96
 Catlin, Mark 1930,31
 Cavill, Michael 1966,67,68
 Cepicky, Scott 1984,85,86,87
 Chaconas, George 1990
 Chamberlain, Al
 1898,99,00,03
 Chamberlain, H.R. 1898,99
 Chambers, C.C. 1911
 Chambers, Chris 1997,98,99
 Chandler, Patrick 1967
 Chaney, Charles 1945
 Charles, David 1976,77,78
 Chavez, Phil 1993
 Christen, Rob 1997
 Christensen, Gwynn 1948,49
 Christenson, Dennis 1978,79
 Christian, Richard 1975,76
 Christianson, Carl 1921
 Christianson, Ed 1934,35,36
 Chryst, George 1957,58
 Chryst, Paul 1986,87,88
 Cibik, Vince 1938
 Cinelli, Rocco 1956
 Cisler, James 1986
 Clark, B.N. 1889
 Clark, Carlease 1998,99
 Clark, F. 1903,04,06
 Clark, John 1964
 Clarke, Robert 1943
 Claus, Joseph 1935,36
 Clawson, Larry 1973
 Claypool, Tywin 1989
 Cleary, Pat 1990
 Coatta, John 1949,50,51
 Cochems, Ed
 1897,98,99,00,01
 Cochems, Henry 1894
 Cohee, Kevin 1977,78
 Cole, Jess 1980,81

Cole, Wallace 1926
 Cole, Walter 1935,36,37
 Coleman, Harry H. 1891
 Collias, Nicholas 1944,47,48
 Collins, Pat 1974,75,76
 Collins, William
 1918,1919,20
 Collins, Willie 1981
 Commander, Azree
 1994,95,96
 Comstock, N.
 1894,95,96,97,98
 Cone, Robert 1939
 Connor, Charles 1943
 Connor, Gordon 1926,27,28
 Connors, Phillip 1972
 Conry, Clifford 1928
 Cooper, F. 1907
 Cooper, Myron 1956,57
 Corcoran, Gordon 1957
 Cory, W. 1896
 Costa, Dave 1997,98,99
 Cox, John 1977
 Cox, T.A. 1944,46,47,48
 Craine, James 1952
 Cramer, Herbert 1916
 Crawford, Lionell
 1988,89,90,92
 Crenshaw, T.P. 1892
 Criter, Kenneth 1966,67,68
 Crofoot, Edwin 1925,26,27
 Crooks, Daniel 1969,70
 Crossen, David 1975,76,77,78
 Cruickshank, Dave 1996,97
 Cuccia, Henry 1965,66
 Cuisinier, Frank 1927,28
 Cullen, Mark 1972,73,74
 Culver, Harry 1907
 Cummings, Leo 1913,14,15
 Cunningham, C.J. 1906,07,08
 Currier, Charles 1964,65
 Currier, Ken 1942,46,47
 Curtin, Joseph 1906
 Curtis, Arthur 1898,99,00,01
 Curtis, H. 1906
 Curtis, Louis 1987
 Cusack, Donald 1944
 Cuthbert, Donald 1931
 Cvengros, Jerome 1955
 Cwayna, Michael 1953
 Czech, Dave 1990,91
 Czechowicz, Bob
 1974,75,76,77
 Czechowicz, Thomas 1975,76

D

Dal Sasso, Anthony 1943,44
 Daley, Pat 1997,98
 Damos, Ted 1940,41
 Daniels, Carlos 1998,99
 Darby, James 1994,95,96
 Daum, R. 1901
 Davenport, Matt 1997,98
 Davey, Allen 1917,19,20
 Davey, Don 1987,88,89,90
 Davey, John 1943,44
 Davidson, T.R. 1907,08
 Davis, A. 1893
 Davis, Anthony 1972
 Davis, Carl 1973
 Davis, Christopher
 1971,72,73
 Davis, Chucky 1979,81,82
 Davis, Mark 1997
 Davis, Nick 1998,99
 Davis, Ralph 1946

Davis, Raymond 1934
 Davies, James 1927,28
 Davies, William 1936,38
 Davy, George 1913
 Dawkins, J.C. 1992,93,94
 Dawkins, Joseph 1968,69
 Dayne, Ron 1996,97,98,99
 Dean, James 1908,09,10
 Dean, Joseph 1897
 Deanovich, George 1933,34
 Deerwester, Charles 1972,73
 Dehnert, George 1934
 Delaney, Pat 1980
 Dellenbach, Jeff
 1981,82,83,84
 DeLisle, James 1968,69,70
 DeRamus, Lee 1991,92,93
 Derby, Glenn 1985,86,87
 Derleth, Henry 1958,59,60
 Dering, Charles
 1900,01,04,05
 Diatelevi, Pete 1993,94,95,96
 Dickinson, Henry 1893,94,95
 Dickert, Gary 1972,73,74
 Dierks, Robert 1941,42
 DiSalvo, Steve 1976
 Dittman, Fred 1906,07
 Dittman, J. 1906
 Dittrich, John 1954,55
 Dixon, John 1952,53
 Dixon, John 1980
 Dixon, Ken 1975,76
 Doar, Fred 1943
 Doerger, Jerome
 1978,79,80,81
 Doering, Jason 1997,98,99
 Dohmeier, Thomas 1976
 Domres, Thomas 1965,66,67
 Donaghey, James 1918
 Donaldson, James 1934
 Donnellan, Dave 1947
 Donovan, Louis 1904,05
 Dooney, Ray 1943
 Door, J. 1900
 Doran, Mark 1980,81,82
 Dornburg, Roger 1951,52,53
 Dorsch, Albert 1937,38,39
 Downham, Thomas 1960
 Downing, Mark 1999
 Downing, Robert 1948,49
 Doyle, John 1937,38,39
 Drezutler, C. 1908
 Drews, John 1948
 Dreyer, Wally 1946,47,48
 Driver, Earl 1899,00,01,02
 Drummond, William 1974,75
 Dudley, Anthony 1977
 Dunaway, Don 1929
 Durkin, Joseph 1952
 Dyer, Warren 1965,66,67

E

Eagleburger, Leon 1922,23
 Echols, Mike 1998,99
 Eck, Jason 1998
 Eckl, Robert 1937,38,39
 Edler, Ray 1916
 Edwards, Clarence 1931,32
 Eggebrecht, Otto 1920
 Eggers, Virgil 1930
 Eglloff, Ronald 1974,76
 Eicher, Donny 1995,97,98
 Ellerson, Gary 1982,83
 Elliott, Alvah 1919,20,21
 Elliott, Bruce 1944,47,48,49

Elliott, Anthony 1977
 Ellis, Fred 1941
 Ellison, Kevin 1990
 Embach, James 1947,48,49
 Embick, Dick 1938,39,40
 Emery, Larry 1983,84,85,86
 Engelke, Robert 1931
 Engle, Bob 1944,45
 Engler, Derek 1994,95,96
 Erdmann, Scott
 1975,76,77,78
 Esser, Clarence
 1943,44,45,46
 Esser, Norbert 1952,53
 Eulberg, John 1943
 Evans, Gene 1946,47,48,49
 Evans, Lee 1999
 Ezerins, Elmars 1960,62

F

Fabry, John 1962
 Fagerstrom, Eric 1939
 Farmer, Ralph 1963,64
 Farris, Tom 1939,40,41
 Faulkner, Eddie 1997,98,99
 Faverty, Harold
 1945,48,50,51
 Favret, John 1997,98,99
 Fawley, Charlie 1984,85,86
 Fedenia, James 1969,70
 Fee, John 1944
 Felker, Eugene 1950,51
 Ferguson, John 1933
 Ferguson, Rufus 1970,71,72
 Ferrario, Bill 1997,98,99
 Fields, Leonard 1967,68
 Fields, Russell 1983,84,85
 Filiatraut, John 1990
 Filtzer, Robert 1915,16
 Findlay, Albion
 1902,03,04,05
 Fischer, Sid 1943
 Fish, John 1933,34,35
 Fisher, Orville 1939
 Fixmer, Mike 1980
 Fladoes, Martin 1919
 Flanigan, Brian 1994,95,96
 Fleischer, O.J. 1904
 Fleming, Neil 1961
 Fletcher, Eddie 1988,89,90,91
 Fletcher, Jamar 1998,99
 Fletcher, Terrell
 1991,92,93,94
 Flower, L.B. 1891
 Flowers, Otis 1987,88
 Floyd, Rufus 1975
 Fogg, Joseph 1901,02,03
 Fontaine, Thomas 1933,34
 Ford, Eric 1987
 Forrest, H.G. 1895,97
 Fortino, Victor 1985,86,87,88
 Fowee, John 1970
 Fowler, Carlos 1990,91,92,93
 Fox, John 1962
 Fox, Orville 1939
 Frain, Ronald 1962,63,64
 Frank, Arthur 1906,09
 Franz, James 1973,74,75
 Fraser, James 1957,58
 Fredrick, Craig 1980,81
 Freeman, Damone 1988,89
 Freeman, John
 1890,91,92,93
 Frei, Jerry 1942,46,47
 Freimuth, Robert 1963

Freis, Randal 1971
 Freund, Robert 1946,47
 Fricke, Harry 1944,45
 Fritz, Steve 1983
 Fritz, William 1965,66,67
 Froelich, Kevin 1973
 Frokjer, Randy 1972,73,74
 Fronek, David 1963,64,65
 Fuchs, George 1945,46
 Fucik, Robert 1907,08,09,10
 Fugitt, C.T. 1897
 Fulco, Frank 1982
 Fullington, Tim 1985


G

Gaatz, David 1983,84,85
 Gable, William 1948,49,51
 Gage, Fred 1938,39,40
 Gales, Kenny 1993,94
 Gallagher, John 1946
 Galletti, Mike 1994,95,96
 Galvin, M.E. 1914
 Gamber, Jeff 1985
 Gantenbein, Milton
 1928,29,30
 Gardner, M.L. 1914,15,16
 Garnsey, E.G. 1916
 Garrot, William 1938
 Gaskill, Glenn 1967
 Gassner, Kevin 1974,75
 Gavre, Vince 1936,37,38
 Gay, Al 1994,95
 Gehler, William 1956,57
 Gelbach, Warren 1905,06
 Gelein, E.A. 1912,13
 George, Wray 1944,45,46,47
 Gerber, Ervin 1923
 Ghidorzi, Chris
 1996,97,98,99
 Gibson, Aaron 1996,97,98
 Gibson, Edward 1920,21,22
 Gilbert, Harry 1948,50,51
 Gile, Gordon 1938,39,40
 Gill, Pat 1998
 Gill, Ralph 1921
 Gillette, Edmund 1910,11,12
 Gingrass, Robert 1953,54
 Girard, Earl 1944,47
 Gladem, Wendell 1981,82,83
 Glavin, Terry 1992,94
 Glenn, Damon 1994,95
 Gnabah, Walter 1930
 Godfrey, Rick 1989,90
 Goeke, James 1965
 Golden, Rasheed 1997,98
 Goldenberg, Charles 1930,31
 Golemgeske, John
 1933,35,36
 Goodman, Robert 1965
 Gordon, Greg 1975,76,77,78
 Gorman, Michael 1985
 Gosa, Gerald 1974
 Gotstein, John 1927
 Gotta, John 1959,60
 Gould, Harry 1897
 Gould, Stevens 1917,19,21
 Grabow, Brad 1982,83,84
 Gradisnik, Anthony
 1937,38,39
 Graf, Rick 1983,84,85,86
 Graff, Neil 1969,70,71
 Graham, Robert 1977
 Grams, Eric 1996,97,98
 Granitz, Frank 1941,46
 Graper, Leslie 1916

Gray, Wells 1954,55
 Green, Charles 1975,77,78,79
 Green, Gerald 1979,80,81,82
 Greenwood, David
 1979,80,81,82
 Gregg, John 1895,97
 Gregoire, Todd 1984,85,86,87
 Gregory, William 1968,69,70
 Greisen, Nick 1998,99

Harder, Pat 1941,42
 Harmon, Doyle 1924,25,26
 Harmon, Leo 1924,25
 Harney, Brian 1971,72,73
 Harot, Henry 1929
 Harrington, Michael 1973
 Harris, Welton 1922,23,24
 Harrison, Marck 1982,83,84
 Hart, Edward 1957,58,59

Hoffman, Brian 1984,85
 Hoffman, Duncan 1964
 Hoffman, Edward 1966,67,68
 Hoffman, John 1971
 Hohfield, Rudolph 1921,22
 Hohman, Jon 1962,63,64
 Holland, Louis 1961,62,63
 Holland, Louis Jr. 1985
 Holloway, Robert 1938,39
 Holm, Kurt 1977,78
 Holmes, George 1944
 Holmes, Harvey 1897,98
 Holmes, James 1957,58
 Holstein, William 1901
 Holt, Reggie 1990,91,92,93
 Holzwarth, Karl 1957,59
 Hoppman, Dave 1976
 Hoskins, Mark 1940,41,42
 Hosler, H. 1906,07
 Hotchkiss, George 1927
 Houston, Thomas 1977,80
 Howland, Lynn 1935,37,38
 Howard, David 1954,55,56
 Howard, J. 1906,08
 Howard, Larry 1962,64
 Howard, Mike 1984,85,86
 Howay, Gregory 1963
 Howell, Daniel 1987,89
 Hubbard, Tom 1945
 Hudson, Craig 1986,87,88,89
 Huggett, Jerry 1991
 Hughes, Devery 1999
 Hughes, Paul 1981
 Humphries, Anthony 1985
 Hunt, Fred 1904
 Hunt, Leon 1986,87,88,89
 Hunter, Malvin 1987,88,89,90
 Huntley, Kevin 1994,95,96,97
 Huntley, Lee 1906,07
 Husting, Berthold 1898
 Hutchinson, William
 1950,51,52
 Huxhold, Kenneth 1948,49,50
 Huxhold, Terry 1958,59,60
 Hyland, Richard 1968,69,70



Paul Gruber

Greyer, Neovia 1969,70,71
 Gribowski, Joe 1997
 Grice, Michael 1974,75
 Grimm, Richard 1960,61
 Grinde, Roger 1936
 Grisley, William 1966,67
 Grogan, Francis 1904
 Gross, Michael 1962
 Gross, Trent 1996
 Grossman, Robert 1965,66
 Gruber, Paul 1985,86,87
 Grudzinski, James 1964
 Grundy, Jack 1981
 Gulseth, Wendell 1952,53
 Gunderson, B.C. 1915

H

Haas, Michael 1972
 Habeck, Milton 1971
 Haberman, Hal 1945,48,49
 Hable, Bernard 1979
 Hable, Burton 1952
 Hackbart, Dale 1957,58,59
 Hackbart, Vernon 1965
 Haese, Jack 1944
 Hady, Patrick 1979,80,81,82
 Hagberg, Earl 1956
 Hall, John 1993,94,95,96
 Hallberg, John 1986
 Halleran, Timothy 1976
 Haluska, James 1952,54,55
 Halverson, Charles 1949
 Hammen, Edwin 1917
 Hammerson, E.J. 1901
 Hammond, James 1949,50,51
 Hannah, Albert 1969,70,71
 Hancock, Howard 1915,16,17
 Hanke, Del 1944
 Hanley, Bob 1945,47,48
 Hansen, David 1950,51
 Hanssen, Robert 1972,73
 Hanzel, Lawrence 1948,49
 Hanzlik, Bob 1941

Hartlieb, Andy 1986,87,88
 Hartman, Edward 1937
 Hartwell, Ed 1997
 Haukedahl, Stan 1934,36
 Haworth, Richard 1931,32,33
 Hayes, Donald 1994,95,96,97
 Hayes, Neil 1927
 Hazard, William 1974
 Hazzard, William 1897
 Hearn, Napoleon 1961
 Heath, Stan 1946
 Hecker, Robert 1944
 Heckl, Joe 1962,63
 Hegg, Troy 1995
 Hegseth, Stuart 1976
 Hegwood, Ronald 1976
 Hein, Chris 1991,92,93,94
 Heineke, James 1957,58,59
 Heineke, John 1957
 Heinz, Lawrence 1943
 Helt, Mark 1985
 Henderson, Jimmy 1989
 Hennig, James 1964
 Henrici, Ronald 1962
 Henry, Robert 1940
 Herbert, Ben 1998,99
 Herrington, Mike
 1979,80,82,83
 Hertel, William 1955
 Hess, William 1960,61
 Higgins, Peter 1967,69
 Hildreth, Harry 1943
 Hile, Charles 1893
 Hill, Early 1956,57,58
 Hiltgen, Chris 1989
 Hintz, Eldridge 1946,47
 Hirsbrunner, Paul 1940,41,42
 Hirsch, Elroy 1942
 Hobbs, Jon 1956,57,58
 Hobbs, William 1957,58,59
 Hodges, Dennis 1943
 Hoeffel, J. Merrill 1910,11,12
 Hoegh, Mark 1952,53
 Hoehn, Armand 1946,47
 Hofer, Kenneth 1956

I

lakisch, Robert 1907,08
 Innis, Joe 1997
 Irish, Russell 1922,23
 Isom, Adolph 1968,69


J

Jackson, Brandt 1967,68
 Jackson, Keith 1993,94
 Jackomino, Bradley
 1976,77,78
 Jacobazzi, Roger 1962,63,64
 Jacobi, Gustav 1917,19
 Jacobs, H.H. 1892,93,94,95
 Jacobson, Carl 1910
 Jaeger, Roger 1969,70,71
 Jakious, Richard 1972,73,74
 Jakubowski, Josh 1997,99
 Janek, Chris 1996,97,98,99
 Jankowski, Eddie 1934,35,36
 Jankowski, Thomas
 1964,65,66
 Jansen, Brian 1985
 Janule, Victor 1966
 Jax, James 1991
 Jefferson, Theodore 1970

Jenkins, Lowell 1957,58,59
 Jenkins, Michael 1972,73,74
 Jenkins, Nathan 1965
 Jensen, Howard 1929,30
 Jensen, Paul 1934,35,36
 Jenson, Joel 1964
 John, Rex 1938, 45
 Johnson, Al 1999
 Johnson, Albert 1905,06
 Johnson, Ben 1999
 Johnson, Bob 1963
 Johnson, Coleman 1997
 Johnson, Duane 1972,75
 Johnson, Ervin 1936
 Johnson, Eugene 1945
 Johnson, Farnham 1942
 Johnson, Gregory 1969,71
 Johnson, James 1968,70
 Johnson, Lawrence 1976,77,78
 Johnson, Leon 1986,87,88,89
 Johnson, Malcolm 1990
 Johnson, Richard 1982,83,84
 Johnson, Robert 1972,73,74
 Johnson, Ron 1992,93,94
 Johnson, Scott 1987,88
 Johnson, Robert 1984,85,86
 Joki, Matthew 1988
 Joliffe, W.M. 1897,98,99
 Jones, Bryan 1994
 Jones, George 1904
 Jones, James 1963,64
 Jones, Michael 1981,82,83,84
 Jones, Rex 1974,75
 Jones, Theodore 1898, 1903
 Jones, Thomas 1976
 Jones, Timothy 1985
 Jordan, Lynn 1933,34,35
 Jordan, Tim 1982,84,85,86
 Josten, John 1978,80,82
 Jowers, Jason 1999
 Joyce, Leo 1979,80,81
 Juneau, William 1899,00,01,02
 Jung, Louis 1964,65
 Jurewicz, Bryan 1993,94,95,96

K

Kabat, Greg 1930,31,32
 Kalasmiki, Mike 1978,79
 Kaltenberg, Thomas 1975,76,77
 Kampmann, Kevin 1998
 Karel, John 1892,94,95,96,98
 Kasiska, Robert 1924,25,26
 Kavanagh, Scott 1996,97,98,99
 Kaye, Jesse 1964,65
 Keeler, Ray 1912,13,14
 Keeling, David 1982
 Keenan, Joe 1943
 Keigher, Greg 1995
 Kelich, Joe 1982,83
 Kellogg, William 1960
 Kelly, Joseph 1947,48,49
 Kelly, Michael 1975,76
 Kelly, Pat 1977,78
 Kelly, W.M. 1914,16,17
 Kemp, Nikki 1994
 Kempthorne, Dion 1961,62
 Kennedy, Brant 1985,86,87
 Kennedy, Chris 1993
 Kennedy, Martin 1913,14
 Kennedy, Robert 1950,51,52
 Kerr, James 1889,90



Jason Maniecki

Kessenich, Paul 1949
 Ketelaar, William 1927,28,29
 Keyes, Bud 1985,86,87
 Keyes, Orton 1917
 Kieckhefer, Herbert 1916,17
 Kiessling, Oscar 1921
 Kiltz, John 1978
 Kindt, Don 1943,45,46
 King, Donte 1997,98
 King, Troy 1979,80,81,82
 Kissling, Dan 1986,87,88,89
 Kittel, Tom 1945,47,48
 Klinzing, Vern 1945
 Klosek, Timothy 1971
 Kmet, James 1983,84,85,86
 Knapp, George 1891,92
 Knauff, Donald 1946,47,48,49
 Knight, Roger 1997,98,99
 Knobel, F. 1898
 Knoeck, Tim 1986,87,88,89
 Kobza, Robert 1983,84
 Koch, Philip 1999
 Koch, Thomas 1971,72
 Koch, Walter 1915,16
 Kocourak, David 1956,57,58
 Koeck, Rich 1972,73,74
 Koehler, Harold 1941
 Koenig, William 1932,33
 Kolbusz, Don 1939
 Kolian, Richard 1955,56
 Kolodziej, Ross 1997,98,99
 Konovsky, Robert 1954,55
 Kopina, Dan 1974,75
 Kostka, Wayne 1966
 Kouba, Steve 1994
 Kowalski, Tim 1989
 Krail, David 1976,77,78
 Kralovec, Arthur 1916,17
 Kranhold, Harvey 1931,32
 Kreger, Jeffrey 1969
 Kreck, Ray 1939,40,41
 Krein, Joel 1979
 Krepfle, Mike 1978,80
 Kresky, Joe 1926,27,28
 Kreuz, Louis 1914,15,16
 Kreuz, Robert 1925,26
 Kron, Gary 1968
 Kroner, Gary 1961,62

Krueger, Lee 1990,91,92,93
 Krueger, Matt 1991
 Kruger, Kenneth 1929,30,31
 Krugman, John 1970,71
 Krumrie, Tim 1979,80,81,82
 Kuenzler, John 1943
 Kuhlmeier, James 1966
 Kuhns, Chad 1998,99
 Kulcinski, Gerald 1958,59,60
 Kull, Fred 1891,92,93,94,95
 Kummer, Milt 1932,33,34
 Kundert, Kenneth 1933,34
 Kunesch, Ervin 1960
 Kurek, Ralph 1962,63,64
 Kusa, James 1943,44

L

La Bun, Vladimir 1974,75
 LaCroix, Richard 1965,66
 Ladewig, Fred 1940
 Lager, Dennis 1965
 Laird, Ken 1943
 Lamia, Vince 1973,74,75,76
 Lamont, Brian 1999
 Lamphere, Robert 1953
 Landsee, Bob 1982,83,85
 Lane, William 1949,50,51
 Lange, Raymond 1911,12,13
 Lanphear, Dan 1957,58,59
 Lanphear, George 1936
 Larson, Albert 1898,99,00,01
 Larson, Lloyd 1924,25
 Laubenheimer, Roger 1943,44
 Leafblad, Ronald 1962,63,64
 Leaper, Wesley 1918
 Lee, Donald 1943,46
 Lee, Rory 1990
 Lehman, C. 1945
 Leitt, Lester 1925,26
 Leppla, Robert 1975
 Lerro, Joe 1977
 Lerum, Arnie 1899,00,01
 Letz, Robert 1943
 Leu, Robert 1950,51
 Levenhagen, Mark 1972
 Levenhagen, Michael 1973

Levenhagen, Pat 1954,55,56
 Levenick, Dave 1977,78,79,80,81
 Levine, Jason 1993
 Levisse, Lester 1905
 Lewis, Danny 1955,56,57
 Lewis, Greg 1973,74,75
 Lewis, Richard 1980
 Lick, Dennis 1972,73,74,75
 Lick, James 1983
 Lick, Steve 1975,76,77
 Liethen, Alois 1929
 Liljequist, Lawrence 1902,03
 Linden, John 1928,29
 Lindsey, Scott 1969
 Linfor, Joe 1930,31,32
 Lisowski, Dan 1998,99
 Little, Gary 1972
 Little, James 1967
 LoCascio, Guy 1974
 Locklin, Ronald 1952,53,54
 Locklin, Stuart 1946
 Loehrke, John 1936,37,39
 Loepfe, Dick 1941,46,47
 Logemann, R. 1889
 Lokanc, David 1970,71,72
 London, Michael 1991,92,93,95
 London, Mike 1964,65
 Long, F. 1902
 Long, Thomas 1924,25
 Lonngborg, Thomas 1971,72
 Loope, T.E. 1889
 Lopp, Frank 1941,46
 Lorenz, Albert 1938,39,40
 Lorenz, Don 1978,79
 Losse, Gary 1969,70
 Lossow, Rodney 1985,86,87
 Loukas, Anthony 1964,65,66
 Lovshin, Leonard 1933,35,36
 Lovshin, Ralph 1931,32
 Lowe, Dean 1943
 Lowe, William 1954,55,56
 Lowery, Tony 1987,88,90,91
 Lowman, M. 1907,08
 Lubratovich, Milo 1928,29,30
 Lucas, Richard 1975
 Luko, Jeffrey 1979,81
 Luksik, Franklin 1957
 Lund, Gary 1970,71,72
 Lurtsema, Rob 1993,97
 Lusby, William 1928,29,30
 Lutz, John 1943
 Lyle, J.T.S. 1897
 Lyles, Kevin 1993,94,95,96
 Lyman, F.S. 1899
 Lyman, T.U. 1892,93,94
 Lynch, Brendan 1988,89,90,91
 Lyons, Eugene 1940,41,42
 Lyons, Terry 1974,75,76
 Lysek, David 1994,95,96,97

M

Macias, Jay 1991,92,93,94
 Mack, Jeffrey 1972,73,74
 Mackmiller, William 1901,10,11
 Magazzini, Joe 1988,89
 Mahlik, Eric 1997,98,99
 Mahne, Allan 1934,35
 Mahone, Tyrone 1989,90
 Makris, George 1941,42
 Maken, Bill 1991
 Malesevic, Bronko 1936,37
 Malesevic, Emil 1936

Malone, Wally 1982
 Mals, Ray 1945
 Mangum, Mark 1990
 Manic, Dennis 1972,73
 Maniecki, Jason 1991,93,94,95
 Manley, Corey 1990,91,92
 Mann, Berthold 1918
 Mansfield, Arthur 1928
 Mansfield, Bob 1948,50
 Mansfield, Von 1980,81
 Marcin, Raymond 1963,65
 Marconi, Joseph 1985
 Marek, Billy 1973,74,75
 Margoles, Harry 1918,20
 Marks, Randall 1968,69,70
 Marks, Ryan 1997,98,99
 Marrow, Brian 1981,82,83
 Marsh, Charles 1902
 Marshall, Albert 1900,01
 Martin, Carl 1952
 Martin, Cecil 1995,96,97,98
 Martin, James 1937
 Martin, Jay 1913
 Martine, Jim 1978,79
 Maseller, William 1964,65
 Maternowski, Curt 1989,90,91,92
 Mather, Israel 1898
 Matthews, Ira 1975,76,77,78
 Mauerman, J.F. 1898
 Maves, Earl 1946,47
 May, William 1943
 Mayer, Michael 1970,71,72
 Mayo, Brad 1987,88,89
 McAndrews, Harry 1924,25
 McCauley, Thomas 1966,67,68
 McClish, Michael 1969
 McConnell, Philip 1989
 McConnell, Tim 1974,75,76
 McCormick, Ben 1997
 McCormick, Henry 1925
 McCoy, James 1977,78
 McCrory, Raymond 1915,16
 McCullough, Carl 1993,95,96,97
 McFadden, Thad 1980,81,83,84
 McFadzean, Jim 1940,41,42
 McGettigan, Pat 1989,90,91,92
 McGiveran, Stanley 1924
 McGovern, T.Y. 1892
 McGure, Delante 1998,99
 McGuire, Walter 1930,31,32
 McIntosh, Chris 1996,97,98,99
 McKaskle, Herman 1927
 McKay, Bob 1940,41,42
 McKinney, Gerald 1961
 McKinnon, Kyle 1981
 McLaughlin, Paul 1943
 McMaster, Paul 1913,14
 McMillin, James 1962
 McNamara, William 1953,54,55
 McNaught, J.H. 1890
 McPherson, Charles 1896
 Mead, Jack 1941,44,45
 Mearlon, James 1968
 Mehring, Robb 1988
 Melka, Jim 1981,82,83,84
 Melzner, Arthur 1904
 Merritt, Ahmad 1996,97,98,99
 Messina, Angelo 1972
 Messenger, Daniel 1979,80
 Messenger, Jeff 1991,92,93,94
 Messmer, John 1906,07,08
 Messner, Gary 1953,54
 Meyer, Martin 1944,45
 Meyer, Robert 1943
 Meyers, C.M. 1889
 Meyers, Paul 1915,16,19
 Meyers, Tilden 1948,49,50
 Mialik, Larry 1969,70,71
 Michuda, Andrew 1974,75,76
 Mielke, David 1983,84
 Mietz, Robert 1974
 Miklusak, Neil 1994,95,96
 Milaul, Frank 1941
 Mileager, Dick 1975,76,77
 Milek, Joseph 1964
 Millar, William 1933
 Miller, Carl 1922,23,24
 Miller, Charles 1906,08
 Miller, Chester 1928
 Miller, Don 1939,40,41
 Miller, James 1953,54,55
 Miller, Jeff 1988,89,90
 Miller, Kerry 1988,89,90
 Miller, Ron 1960,61
 Miller, William 1953
 Minter, Alan 1975,76,77
 Moeller, Ralph 1937,38,39
 Moffatt, William 1901,02
 Moffett, Harold 1912
 Mohapp, Dave 1978,79,80,81
 Molinaro, Frank 1930,31,32
 Moll, John 1908,10,11
 Momcilovic, Milan 1987
 Monk, Robert 1964
 Monroe, Brad 1969
 Montgomery, Ken 1962
 Montgomery, Mark 1990,91,92,93
 Montgomery, Steven 1977
 Montoute, Sankar 1980
 Monty, Pete 1993,94,95,96
 Moon, Lance 1970,71
 Moore, Brian 1959,60,61
 Moore, James 1976,77,78
 Morgan, Michael 1974,75,76,77
 Morris, Melvin 1956,57
 Mortell, Emmett 1935
 Moss, Brent 1991,92,93
 Motl, Kevin 1979,80
 Mucklestone, R.W. 1907,08
 Mucks, Arlie Sr. 1914
 Muegge, Walter 1926
 Mueller, Herb 1934
 Mueller, Sam 1997,98,99
 Mullen, Mike 1990
 Murphy, Donald 1967,68,69
 Murphy, Merritt 1900
 Murphy, Peter 1907,08,11
 Murray, Jack 1937,38,39
 Muschinske, Bruce 1977
 McLaughlin, Paul 1943
 McMaster, Paul 1913,14
 McMillin, James 1962
 McNamara, William 1953,54,55
 McNaught, J.H. 1890
 McPherson, Charles 1896
 Mead, Jack 1941,44,45
 Mearlon, James 1968
 Mehring, Robb 1988
 Melka, Jim 1981,82,83,84
 Melzner, Arthur 1904
 Merritt, Ahmad 1996,97,98,99
 Messina, Angelo 1972
 Messenger, Daniel 1979,80
 Messenger, Jeff

N

Narnnick, Steve 1978
 Nault, Jeffrey 1981,82
 Neal, Marvin 1979,80,81,83
 Negus, Fred 1942,46
 Nellen, James 1934,35
 Nelson, Gordon 1920,21
 Nelson, Oscar 1893,94,96
 Nelson, Parnell 1931
 Nelson, Paul 1923,24,25
 Nelson, Robert 1958,59

Nelson, Robert 1993,95
 Nelson, Scott 1990,91,92,93
 Nelson, Todd 1986,87,88
 Nena, Gerald 1960
 Nettesheim, Dave 1945
 Nettles, James 1961,62,63
 Newell, Robert 1987,88,89,90
 Nichols, Thomas 1922,23,24
 Nicolazzi, Richard 1957
 Nines, Richard 1945
 Nordwig, Todd 1971
 Norvell, Aaron 1989,90,91,92
 Norvell, Merritt 1960,61,62
 Norwick, Joseph 1974,75
 Nosbusch, Keith 1970,71,72
 Novak, Clarence 1972,73,74
 Nowak, James 1967,69
 Nowka, Pete 1985,86,87,88
 Null, Robert 1934,35
 Nyquist, Matt 1992,93,94,95

O

O'Brien, George 1950,51,52
 O'Brien, John 1902,04
 O'Brien, John P. 1936,37,38
 O'Dea, Pat 1896,97,98,99
 O'Donahue, Pat 1949,50,51
 O'Donnell, Jody
 1979,80,81,82
 O'Neill, Ed 1947
 Odomes, Nate 1984,85,86
 Olfstie, Harold 1911,12,13
 Olsen, Harold 1916
 Olshanski, Hank 1947
 Olson, William 1917
 Oman, Tury 1928,29,30
 Onstad, Erick 1891
 Orlando, Todd 1991,92,93
 Orlich, Dan 1945
 Orszula, Mark 1979,80
 Osswald, Chris 1981,83,84
 Osthoff, Oscar 1907,08,09
 Otterback, Hal 1946,47,48,49
 Otto, Tim 1988
 Owens, Fred 1987,88,89

P

Paar, Ronald 1962,63
 Pacetti, Mario 1932,33,34
 Pacetti, Nello 1929,31,32
 Pagel, John 1972
 Panos, Joe 1991,92,93
 Parish, Forest 1948
 Parish, Steven 1979
 Parks, John 1927,28,29
 Partington, Paul 1986,87,88
 Paskvan, George 1938,39,40
 Passini, Mike 1971,72
 Patterson, Brian 1993,94
 Paul, Herbert 1937
 Peabody, Alvin 1972,73,74
 Peak, Vern 1935,36,37
 Pearce, James 1967
 Pearse, Benjamin 1922
 Pearson, Bret 1981,82,83,84
 Peele, H.J. 1896,97,99
 Perkins, Ron 1958,59,60
 Perry, C.S. 1903,04
 Peters, Kenton 1951,52
 Peters, Shawn 1988
 Peters, Thomas 1955,57
 Peterson, Clarence 1936
 Peterson, Donald 1939,40

Peterson, H. 1903
 Peterson, Keith 1985,86,88
 Peterson, Marv 1932,33
 Peterson, Phillip 1966
 Peterson, Robert 1939
 Petruska, Robert 1948,49,50
 Phillip, Clifford 1940
 Pickens, Robert 1963
 Pierce, Brad 1983,84
 Pierce, Brady 1988,89,90
 Pierce, Maurice 1910,11
 Pike, Harry 1933
 Pillath, Roger 1961,62,63
 Pinnow, Gary 1964,65
 Pinnow, John 1946,47,48
 Piper, Robert 1943
 Piraino, Albert 1964
 Pisetsky, Vitaly 1997,98,99
 Pittleman, Irving 1944
 Pizer, Gordon 1934
 Pluff, Gary 1968
 Pohl, Neil 1934,36,37
 Poindexter, William 1970,71
 Polaski, Steve 1922,24,25
 Polczinski, Nick 1989,90
 Pollard, Ronnie
 1973,74,75,76
 Pollex, Eric 1995
 Pollock, Chester 1911
 Pophal, Raymond 1944
 Popp, Anton 1935
 Porett, Leo 1933
 Pottinger, Earl 1945
 Powell, Thomas 1912
 Powell, Walter 1912,13
 Prael, F.W. 1889
 Pratt, George 1998,99
 Pratt, Syllas 1993,94
 Prchlik, Arthur 1951,52
 Price, Art 1983,84
 Price, Arthur 1928
 Price, Edgar 1944,47,48
 Price, J. 1903
 Price, William 1949
 Prins, Richard 1943
 Procter, Thomas 1952
 Propsom, Michael 1969
 Prusinski, Michael 1976
 Purnell, James 1961,62,63
 Pyre, J.F.A. 1891,95,96

Q


Quaerna, Arnold 1963

R

Rabach, Casey 1997,98,99
 Rabas, Greg 1980,81
 Rabas, Thomas 1955
 Radcliffe, Robert 1948,49,50
 Raddatz, Craig 1983,84,85,86
 Rader, Mike 1994,95,96
 Radke, Fred 1925
 Rafko, Nick 1990,91,92,93
 Ramlow, Richard 1943
 Rapps, David 1988,89,90
 Rasmussen, Jeff 1991,92
 Rasmussen, John 1974,75,76
 Rau, Harold 1914,15
 Ray, Bob 1940,41,42
 Raymer, Cory 1991,92,93,94
 Reber, Thomas 1980
 Rebholz, Harold 1927,28,29
 Rebholz, Harold Jr. 1953

Rebholz, Russ 1930,31
 Reddick, Melvin 1967,68,69
 Reese, Dwight 1991,92
 Regan, Jim 1942
 Reich, Robert 1943
 Reichardt, Rick 1962,63
 Reid, Michael 1983,84,85,86

Rogers, C. 1899
 Rogers, Harlan 1906,07,08
 Rogers, James 1959
 Rohde, John 1994
 Rohde, Kevin 1982,83
 Rooney, Harold 1941
 Rosandich, Ron 1955



Rick Reichardt

Reimer, John 1974,75
 Reineck, Gary 1966,67,68
 Reinke, James 1954,55,56
 Reise, Steven 1973
 Relich, Daniel 1976,77,78
 Remp, R.W. 1903,04
 Rendtorff, Edmund 1893
 Rennebohm, Robert 1946,47
 Retzlaff, Dague 1997,98,99
 Rhodes, Rodney 1972,73
 Rhymes, John 1993
 Rice, Eric 1964,65,66
 Richards, John 1892,93,94,95
 Richards, Marshall 1980
 Richardson, Charles 1972
 Richardson, Curtis 1980,81
 Richardson, Seth 1900
 Richter, Bob 1964,65,66
 Richter, Pat 1960,61,62
 Ridlon, Walter 1966,67
 Rieger, Harry 1914,15
 Riewer, Frank 1941
 Riordan, James 1937
 Riordan, J.P. 1895,96,97,00
 Ritcheison, Lewis 1969
 Roan, Michael 1991,92,93,94
 Roberson, Royce 1994,95
 Roberts, George 1941
 Roberts, Jacques 1968
 Roberts, John 1940,42
 Roberts, Ronald 1953
 Robertson, Arthur 1943
 Robinson, Bradbury 1903
 Robinson, Rafael
 1988,89,90,91
 Rodgers, James 1957
 Rodriguez, Joe 1976,77
 Roedel, John 1965
 Roell, Rob 1997,98,99
 Rogenski, Theodore 1960

Rose, Eugene 1926,27,28
 Rose, Randy 1974,75,76
 Roseth, Leonard 1905,09
 Rosga, Tim 1996,97,98,99
 Ross, James 1985,86,88
 Ross, John 1933
 Rothbauer, Joe 1978,79,80
 Rowe, Charles 1943
 Rudat, Karl 1967,68
 Rudolph, Joe 1992,93,94
 Ruetz, Howard 1978,79,80
 Russell, James 1992
 Rustman, Karl 1947,48
 Rutenberg, Bill 1980
 Rutenberg, William 1952
 Rux, Steve 1986,87
 Ryan, John 1966,67,68
 Ryan, John E. 1893,94,96,97

S

Sachen, Michael 1964,65
 Sachtjen, Kenneth 1948,49,50
 Safranek, Randy 1972
 Saleh, Tarek 1993,94,95,96
 Salen, Gregory 1973
 Salmsons, David 1968
 Samp, Edward 1910,11,12
 Samuel, Mike 1995,96,97,98
 Sanger, Art 1972,73,74
 Sanger, Carl 1933
 Sanger, Fred 1925
 Sauter, Kendall 1939
 Savage, Corey 1981
 Sawicki, Mark 1978
 Schade, Donald 1959,60,61
 Schaefer, Jerry 1948,49
 Schaffner, Donald 1966,68
 Scheid, Terry 1970

Schenk, James 1961,62
 Scherneck, Edward 1922
 Schick, Jason 1999
 Schick, William 1983,84,85
 Schieble, Dan 1976,77,78
 Schiller, Robert 1931,32,33
 Schinke, Thomas 1965,66,67
 Schleisner, Bill 1950,51
 Schlicht, Kurt 1983
 Schliksbier, Karel 1975
 Schmidt, Edward 1914
 Schmidt, Rudy 1968,69
 Schmitsch, Richard 1966,67
 Schmitz, Bill 1937,38,39
 Schneck, Dan 1995
 Schneck, Mike 1996,97,98
 Schneider, Alfred 1923
 Schneider, James 1969
 Schneider, Paul 1992
 Schneider, W.H. 1904
 Schneller, John 1930,31,32
 Schnetzky, Rick 1993,94
 Schoessow, Wally 1966,67,68
 Schofield, Harvey 1902,03
 Schoonover, Alan 1957,59
 Schrader, David 1970,72
 Schreiber, William 1900,01
 Schreiner, Dave 1940,41,42
 Schremp, Thomas 1977,78,79
 Schroeder, Daniel 1973
 Schuelke, Karl 1933,34,38
 Schuette, Paul 1926
 Schwartz, John 1944
 Schwarze, Herbert 1924
 Schymanski, James
 1971,72,73
 Scott, Ralph 1917,19,20
 Scribner, Charles 1907,08
 Seamonson, Al 1980,81
 Searcy, Henry 1990,91,92,93
 Seelinger, Len 1941,42
 Seifert, Michael 1971,72,73
 Seis, Dean 1980
 Self, Clarence 1943,46,47,48
 Senczysyn, David 1990
 Senn, Ed 1980
 Senn, George 1898,99,00,01
 Severson, Peter 1981,82
 Shackerford, Lamark
 1990,91,92,93
 Shafer, Allan 1944
 Sharp, Duer 1988,89,90,91
 Sharron, Scott 1985
 Shea, Bob 1945,47,48
 Sheehan, William 1929
 Sheldon, Walter
 1889,92,95,96
 Shelton, Rodney 1991
 Shinnick, Thomas 1968,69,71
 Shoemaker, Lawrence 1927,29
 Shong, A.C. 1898
 Shorney, Gordon 1919
 Shumate, Mark 1979,80,81,82
 Shwaiko, Paul 1952,54,55,58
 Sigmund, John 1997,98,99
 Silverwood, T.P. 1895,96
 Silvestri, Carl 1962,63,64
 Simala, Jay 1992
 Simcic, John 1948,49,50
 Simkowski, George
 1950,51,52
 Simmons, Douglas 1930,31
 Simmons, Haywood 1994,95
 Simmons, Ken 1973,74,75
 Simmons, Tony
 1994,95,96,97
 Simonson, Richard 1956
 Simpson, Eber 1915,16,17

Simpson, George 1915
 Sims, Clint 1979,80,81,82
 Sims, Darryl 1980,81,82,84
 Siwyer, Benjamin 1917
 Sklare, Scott 1975
 Skow, Emil 1900,01
 Skrzypchak, Eric 1996,97,98
 Slaughter, B.K. 1924
 Smith, Brian 1982
 Smith, Chuck 1999
 Smith, Frederick 1918,19
 Smith, Harold C. 1928,32,33
 Smith, Harold, F. 1929,30,31
 Smith, Jerome 1950,51
 Smith, John B. 1972,73
 Smith, John H. 1967,68
 Smith, Leonard 1922
 Smith, Lewis 1927,28,29
 Smith, Lynwood 1914,15
 Smith, Ronald 1962,63,64
 Smith, William 1961,62,63
 Smolich, Michael 1970,71
 Snell, Ray 1977,78,79
 Snell, Robert 1968
 Sobocinski, Phil 1964,65,66
 Solwold, Mike 1997,99
 Sondrup, Ryan 1995,96,97
 Soukop, Rudolph 1906,07
 Souza, Wayne 1977,78
 Spaeth, Tony 1989,90,91,92
 Sparger, David 1985,86
 Spencer, Troy 1985
 Spiller, Rod 1993,94,95,96
 Sprague, Charles 1958
 Sprague, Jake 1998,99
 Springer, Ernest 1906,08
 Spurlin, Larry 1979,80,81
 Staiger, David 1949,50
 Stalcup, Jerry 1957,58,59
 Staley, Ronald 1960,61
 Stangel, C.G. 1898
 Stanger, Dirk 1996
 Stanley, Henry 1935
 Starch, Ken 1973,74,75
 Stark, Harold 1917
 Stark, Howard 1919,20
 Stark, Steve 1992,93,94,95
 Stassi, Mike 1982
 Stauss, Tom 1977,78,79
 Stavrum, Edwin 1913,14,15
 Stecker, Aaron 1995,96
 Steffen, Joe 1996
 Stein, Jeffrey 1987
 Steiner, Ronald 1957,58,59
 Steiner, Rudy 1971,72
 Steinmetz, George 1950,51,52
 Stejskal, Dennis 1975,76,77
 Stellick, Jack 1955
 Stemke, Kevin 1997,98,99
 Stensby, Clarence
 1951,52,53,54
 Stephenson, Dennis 1969,70
 Stevenson, Ron 1980,81
 Stewart, Jon 1973
 Stiehm, Ewald 1906,07,08
 Stieve, Terry 1973,74,75
 Stills, Ken 1983,84
 Stipek, Ray 1923,24,25
 Storck, Robert 1970,71,72
 Stout, Ward 1930,31
 Stracka, Tim 1978,79,80,82
 Strain, Clair 1931,32,34
 Straubel, Austin 1924,25,26
 Street, Lester 1896
 Strehlow, Rollie 1949,50,51
 Striefel, Rick 1986
 Stroede, Terrence 1978,79
 Strongquist, Luther 1904



Alan Thompson

Strop, Todd 1989,91
 Stupka, Bob 1942
 Subach, Mark 1980,81,82
 Suits, William 1960
 Suminski, David 1950,51,52
 Sumner, Louis 1889,91,92
 Sundt, Guy 1918,19,20,21
 Surber, Gordon 1947
 Suttle, Jason 1994,95,96,97
 Swalve, Gary 1966,67,68
 Swan, Scott 1981
 Swiderski, Edward 1930
 Swopes, Aaron 1987
 Sydnor, Eric 1985,86
 Sydnor, Raymond 1978,79
 Sykes, Robert 1922,27

T

Taft, Merrill 1922,23
 Tams, Mike 1989,90
 Tandberg, Alvin 1911,12,13
 Tansor, Dave 1966
 Tarrell, Lucius 1904,05
 Tarzetti, Kenneth 1944
 Taulien, John 1985
 Tauscher, Mark 1997,98,99
 Taylor, George 1913,14
 Taylor, Glenn 1915,16
 Taylor, John 1919
 Taylor, Leonard
 1995,96,97,98
 Taylor, Robert 1982,84,85,86
 Teague, Robert 1949
 Tebell, Gustaf 1920,21,22
 Teckemeyer, Oscar 1923,24
 Teets, Richard 1985,86
 Temp, James 1952,53,54
 Tennant, John 1938,39,40
 Terrell, Melvin 1980,84
 Teteak, Richard 1956,57,58
 Thiele, R.C. 1891
 Thomas, Charles 1954,55
 Thomas, Greg 1987,88,89,90
 Thomas, Vaughn
 1979,80,81,82
 Thompson, Alan 1969,70,71
 Thompson, Bryson 1998,99
 Thompson, Donnel
 1996,97,98,99
 Thompson, George 1895
 Thompson, Jerry 1944,45
 Thompson, Jim 1945,46
 Thompson, Mike

1991,92,93,94
 Thompson, Patrick
 1990,91,92
 Thompson, Rich
 1988,89,90,91,92
 Thornally, Dick 1940,41,42
 Thurner, George 1930,31,32
 Tietz, John 1966,67
 Tobias, Dave 1930,31,32
 Todd, Wayne 1966,67,68
 Toepfer, Jim 1947
 Tommerson, Clarence
 1934,35,36
 Tompkins, Reginald 1985,86
 Toon, Al 1982,83,84
 Torian, Reggie 1994,95
 Tormey, Albert 1912,13
 Tormey, Thomas 1900
 Tornow, Elmer 1938,39
 Torpfer, Jim 1947
 Tratt, Paul 1897,98,99,00
 Tratt, W.F. 1892
 Trautman, George 1894,95
 Trautman, H. 1896
 Triplett, Delta 1997
 Trotta, Lee 1968
 Tucker, B.J. 1999
 Tucker, Melvin 1990,91,92,94
 Turk, Daniel 1983,84
 Turturro, Ralph 1978

U

Underwood, Pete 1987
 Underwood, Steven
 1960,61,62
 Unertl, Matt 1998,99
 Unverzagt, Eric 1991,93,94,95
 Ursin, Donald 1952,53,54
 Usher, Edison 1918

V

Vance, Jerry 1980,81
 VandenBoom, Matt
 1980,81,82
 Vanderboom, E.J.
 1902,03,04,05
 Vanderhoof, William 1950
 Vander Kelen, Ron 1962
 VanderVelden, Donald
 1960,61
 Vanderveldt, Jamie
 1993,94,95,96
 VandeZande, Chad
 1985,86,87,88
 VanGent, Conrad 1911,13
 VanRiper, John 1911,12
 VanRoo, Todd 1992
 Vaughn, Harold 1917
 Veit, Sam 1991,92,93,94
 Veith, Steven 1977,78,79
 Vergetis, Gus 1953
 Vernon, Calvin 1948
 Versnik, Ron 1980,81,82
 Verstegen, Mike
 1991,92,93,94
 Vesel, Charles 1960
 Vesperman, Michael 1973,74
 Vincent, Troy 1988,89,90,91
 Vinci, Steven 1986,87,88
 Vine, Jeffrey 1976,77,78,79
 Vogds, Evan 1941,42

Vogt, Hugo 1943
 Voigt, Stuart 1967,68,69
 VonBremer, George
 1925,26,27
 Von Heimburg, Ernest
 1962,64
 Voss, Donald 1951,52
 Vranesh, George 1941

W

Waerig, John 1995,96
 Wagner, Jeffrey 1985,86,88
 Wagner, John 1977
 Wagner, Robert 1978
 Wagner, Rube 1926,27,28
 Wagner, Scott 1996,97
 Wagner, Steve 1973,74,75
 Waisanen, Erik 1998
 Walgenbach, Gene 1941
 Walker, Albert 1957
 Walker, Averick 1983,84
 Walker, Carlton 1980,81
 Walker, David 1891,92
 Walker, Elbert 1969,70,71
 Walker, Melvin 1967
 Walsh, Jeffrey 1977
 Walter, Ted 1980
 Ware, Tim 1989,90,91,92
 Warren, Ebert 1927,28,29
 Wartinbee, Bob 1948
 Washburn, Cliff 1943
 Washer, Charles 1903
 Washington, Lee 1976,77
 Washington, Shadrick 1997
 Washington, Selvie 1973,74
 Wasikowski, Paul 1978
 Wasserbach, Lloyd
 1940,41,42
 Watrud, James 1977
 Watters, Phillip 1986
 Weber, Bernard 1943,44
 Webster, Michael 1971,72,73
 Weems, Cyril 1993,94,95,96
 Wegner, Edmund 1938,39,40
 Weigandt, Bob 1937,38
 Weiger, Ralph 1943
 Weimar, Albert 1913,14,15
 Weiske, Bob 1944,47,48
 Weiss, Howard 1936,37,38
 Welch, George 1977,78,79
 Welch, Gerald 1957
 Welch, Myron 1926,27
 Wernicke, C.F.G. 1912
 Wescott, Ward 1901
 Wesley, James 1971,72
 Westedt, Paul 1933
 Weston, Frank 1917,19,20
 Westphal, John 1980,81
 Weyker, Jeff 1988
 Wheeler, Mark 1984
 Wheeler, Sam 1965,66,67
 White, Jeff 1974
 White, LaMarr 1987,88,89,90
 White, Marcus 1997
 Whitmore, Alba 1907
 Whitmore, Joseph 1907
 Whittaker, Elmer 1906,07,09
 Whittaker, Terry 1969,70,71
 Whyte, Conroy 1999
 Wiener, M.R. 1890
 Wiesner, Tom 1958,59,60
 Wilce, John 1907,08,09
 Wilder, Lee 1969,70
 Wilke, Earl 1925,26
 Willding, Robert 1939,40

Williams, Bill 1986,87,88,90
 Williams, Brandon 1996,97,98
 Williams, Charles 1996,97
 Williams, Dean 1893
 Williams, Edward 1923
 Williams, John 1979,80,81,82
 Williams, John L. 1989
 Williams, Robert 1985,87
 Williams, Robert 1989,90,91
 Williams, Roland 1920,21,23
 Williams, Sid 1956,57,58
 Williams, Stanley 1972,73,74
 Williams, Tony 1996,97,98
 Willson, Milo 1932
 Wilmarth, George 1899
 Wilson, Glen 1953,54
 Wilson, J. Donald 1935
 Wilson, J. Robert 1925,26,27
 Wilson, Robert 1946,47,48,49
 Wilson, Sean 1989,90
 Wimmer, Hugo 1952
 Wimmer, James 1930
 Wimpress, James 1974
 Winckler, Bob 1979,80,81,82
 Windward, Erwin 1935,36
 Winfrey, Carl 1968,69,70
 Wings, David 1985,86,87,88
 Wink, Jack 1942,46,47
 Winslow, George 1982,83
 Wirth, Jeff 1990,91,92,93
 Withers, Ed 1949,50,51
 Witkus, Douglas 1976,77
 Witt, Gerald 1951,52,53
 Wittig, Richard 1961
 Wojdula, Andy 1961,62,63
 Wojtowicz, George 1978
 Wolf, Jeffrey 1987,88
 Wood, John 1966
 Woodford, Bruce 1977
 Woods, James 1920,21
 Wrabetz, Voyta 1903,04,05
 Wright, James 1935
 Wright, Randy 1981,82,83
 Wuhrman, Jerald 1952,53
 Wunsch, Jerry 1993,94,95,96

Y

Yanacos, William 1966,67,68
 Yarborough, William
 1968,69,70
 Yderstad, Charles 1948,49,50
 Yeager, Clive 1988,99
 Yocum, Chad 1991,92,93,95
 York, Claude 1938,39
 Young, Richard 1969
 Young, Scott 1993,94,95
 Young, Stephen 1962,63
 Young, Daniel 1979


Z

Zakula, Mark 1972,73,74
 Zeisler, George 1906
 Zeman, Robert 1957,58,59
 Ziemetz, Arthur 1974
 Ziese, Edgar 1927
 Zimmerman, John 1973,74,75
 Zinke, Arthur 1913
 Zoelle, Charles 1947
 Zouvoas, Peter 1957,59
 Zullo, Vince 1991,92,93,94
 Zych, Lester 1943

► **Nickname Game**

Nicknames have been a tradition in football for many years. Listed below are a few of the most interesting monikers in Badger history.

Arthur "Sheep" Alexander
 Earl "Slam" Anderson
 Alan "The Horse" Ameche
 George "Moose" Bright
 Howard "Cub" Buck
 Robert "Butts" Butler
 Edward "Toad" Crofoot
 C.J. "Coots" Cunningham
 Ron "The Great" Dayne
 Earl "Keg" Driver
 Alvah "Rowdy" Elliott
 Rufus "Roadrunner" Ferguson
 Charles "Jug" Girard
 Earl "Buckets" Goldenberg
 Jim "Bumbles" Haluska
 Marlin "Pat" Harder
 Elroy "Crazylegs" Hirsch
 Greg "Grape Juice" Johnson
 Ray "Tubby" Keeler
 Albert "Norsky" Larson
 Earl "Stanley Steamer" Maves
 Frances "Mickey" McGuire
 Frank "Moon" Molinaro
 Pat "Kangaroo Kicker" O'Dea
 Harlan "Biddy" Rogers
 "Touchdown" Tony Simmons
 Harry "Little General" Stuhldreher
 "Gloomy" Glenn Thistlethwaite
 Alan "A-Train" Thompson
 Frank "Red" Weston
 Robert "Red" Wilson



Rufus "Roadrunner" Ferguson

Badgers in the Pros

The following former Badgers either played or are still active in professional football. These lists were provided by teams from the National Football League, Canadian Football League, World Football League and United States Football League. Only players officially recognized as "rostered" professional players by those organizations are listed.

Dave Ahrens ... St. Louis Cardinals, 1981-84; Indianapolis Colts, 1985-87; Detroit Lions, 1988; Miami Dolphins, 1989; Seattle Seahawks, 1990

Art Albrecht ... Green Bay Packers, 1941; Pittsburgh Steelers, 1942

Bill Albright ... New York Giants, 1951-54

Alan Ameche ... Baltimore Colts, 1955-60

Norm Amundsen ... Green Bay Packers, 1957

John Atwood ... New York Giants, 1948

Jim Bakken ... St. Louis Cardinals, 1962-78

Kevin Belcher ... Los Angeles Raiders, 1985; Denver Broncos, 1987

Chuck Belin ... Los Angeles Rams, 1993-95; St. Louis Rams, 1996

Scott Bergold ... St. Louis Cardinals, 1985-86

Lee Bernet ... Denver Broncos, 1965-66

Guy Boliaux ... Winnipeg Blue Bombers, 1983

Kyle Borland ... Michigan

Panthers, 1983-84; New Jersey

Generals, 1985; Los Angeles

Rams, 1987

Ken Bowman ... Green Bay

Packers, 1964-73; The

Hawaiians, 1975

Donny Brady ... Baltimore

Ravens, 1996-98

Howard Buck ... Green Bay

Packers, 1921-25

Tom Burke ... Arizona

Cardinals, 1999

Jason Burns ... Cincinnati

Bengals, 1995

Len Calligaro ... New York

Giants, 1944-45

LaMar Campbell ... Detroit

Lions, 1998-99

Larry Canada ... Denver

Broncos, 1978-79, 81; Denver

Gold, 1983; Chicago Blitz,

1984-85

Harland Carl ... Chicago

Bears, 1956

Chad Cascadden ... New

York Jets, 1995-99

Jim Cook ... Green Bay

Packers, 1921

Ken Criter ... Denver

Broncos, 1969-74

Don Davey ... Green Bay

Packers, 1991-94; Jacksonville

Jaguars, 1995-98

Ralph Davis ... Green Bay

Packers, 1947-48

Joe Dawkins ... Houston

Oilers, 1970-71; Denver

Broncos, 1971-73; New York Giants, 1974-75; Houston Oilers, 1976

Jim DeLisle ... Green Bay Packers, 1971

Jeff Dellenbach ... Miami Dolphins, 1985-94; New England

Patriots, 1995; Green Bay Packers, 1996-98

Lee DeRamus ... New Orleans Saints, 1995-96

Glenn Derby ... New Orleans Saints, 1989-90

John Dittrich ... St. Louis Cardinals, 1956; Green Bay Packers, 1959; Oakland Raiders, 1960; Buffalo Bills, 1961

Jerry Doerger ... Chicago Bears, 1982; Chicago Blitz, 1984;

Orlando Renegades, 1985

Tom Domres ... Houston Oilers, 1968-71; Denver Broncos, 1971-72

Wally Dreyer ... Chicago Bears, 1949; Green Bay Packers, 1950-51

Bob Eckl ... Chicago Cardinals, 1945

Ron Egloff ... Denver Broncos, 1977-83; San Diego Chargers, 1984

Gary Ellerson ... Green Bay Packers, 1985-86; Detroit Lions, 1987

Larry Emery ... Atlanta Falcons, 1987

Derek Engler ... New York Giants, 1997-99

Clarence Esser ... Chicago Cardinals, 1947

Tom Farris ... Chicago Bears, 1946-47

Hal Faverty ... Green Bay Packers, 1952

Rufus Ferguson ... Winnipeg Blue Bombers, 1973; Portland Storm, 1974-75

Terrell Fletcher ... San Diego Chargers, 1995-99

Jim Fraser ... Denver Broncos, 1962-64; Kansas City Chiefs, 1965;

New England Patriots, 1966; New Orleans Saints, 1968

Milt Gantenbein ... Green Bay Packers, 1931-40

Milt Gardner ... Green Bay Packers, 1922-26

Aaron Gibson ... Detroit

Lions, 1999

Earl Girard ... Green Bay

Packers, 1948-51; Detroit Lions,

1952-56; Pittsburgh Steelers,

1957

Charles Goldenberg ...

Green Bay Packers, 1933-45

Rick Graf ... Miami

Dolphins, 1987-90; Houston

Oilers, 1991-92; Washington

Redskins, 1993

Neil Graff ... New England

Patriots, 1974-75; Seattle

Seahawks, 1976; Pittsburgh

Steelers, 1976-77

David Greenwood ...

Michigan Panthers, 1983-84;

Oakland Invaders, 1985; Tampa

Bay Buccaneers, 1985; Green

Bay Packers, 1986; Los Angeles

Raiders, 1988

Bill Gregory ... Dallas

Cowboys, 1971-77; Seattle

Seahawks, 1978-80

Paul Gruber ... Tampa Bay

Buccaneers, 1988-99

Dale Hackbart ... Green

Bay Packers, 1960; Washington

Redskins, 1961-63; Minnesota

Vikings, 1966-70; St. Louis

Cardinals, 1971-72; Denver

Broncos, 1973

John Hall ... New York Jets,

1997-99

Jim Haluska ... Chicago

Bears, 1956

Pat Harder ... Chicago Cardinals, 1946-50; Detroit Lions, 1951-53

John Harris ... Green Bay Packers, 1925-26


Marck Harrison ... Orlando Renegades, 1985-86

Donald Hayes ... Carolina Panthers, 1998-99


Elroy Hirsch ... Los Angeles Rams, 1949-57




Tampa Bay's Paul Gruber has been named All-Pro twice in his career.




Dennis Lick




LaMar Campbell




Cory Raymer



Mike Schneck



Ira Matthews



Stu Voigt

John Hohman ... Denver Broncos, 1965-66
 Craig Hudson ... Green Bay Packers, 1990
 Ken Huxhold ... Philadelphia Eagles, 1954-58
 Eddie Jankowski ... Green Bay Packers, 1937-41
 Lawrence Johnson ... Cleveland Browns, 1979-84; Buffalo Bills, 1984-87
 Richard Johnson ... Houston Oilers, 1985-92
 Jimmy Jones ... Chicago Bears, 1965-67; Denver Broncos, 1968
 Tim Jordan ... New England Patriots, 1987-89
 Don Kindt ... Chicago Bears, 1947-55
 Dave Kocourek ... San Diego Chargers, 1960-65; Miami Dolphins, 1966; Oakland Raiders, 1967-68
 Bob Konovsky ... St. Louis Cardinals, 1957-59; Chicago Bears, 1960; Denver Broncos, 1961
 Joe Kresky ... Green Bay Packers, 1930; Washington Redskins, 1932; Philadelphia Eagles, 1933-35; Pittsburgh Steelers, 1935
 Gary Kroner ... Denver Broncos, 1965-67
 Tim Krumrie ... Cincinnati Bengals, 1983-94
 Ralph Kurek ... Chicago Bears, 1965-70
 Bob Landsee ... Philadelphia Eagles, 1986-87
 Dan Lanphear ... Houston Oilers, 1960, 62
 Wes Leaper ... Green Bay Packers, 1921, 23
 Dave Levenick ... Atlanta Falcons, 1983-84
 Danny Lewis ... Detroit Lions, 1958-64; Washington Redskins, 1965; New York Giants, 1966
 Dennis Lick ... Chicago Bears, 1976-81
 Dick Loepfe ... Chicago Cardinals, 1948-49
 Mike London ... San Diego Chargers, 1966
 Jason Maniecki ... Tampa Bay Buccaneers, 1996-98

Von Mansfield ... Philadelphia Eagles, 1982; Michigan Panthers, 1984; Birmingham Stallions, 1985; Green Bay Packers, 1987
 Cecil Martin ... Philadelphia Eagles, 1999
 Ira Matthews ... Oakland Raiders, 1979-81
 Earl Maves ... Detroit Lions, 1948
 Tom McCauley ... Atlanta Falcons, 1969-71
 Thad McFadden ... Birmingham Stallions, 1985-86; Buffalo Bills, 1987
 Jack Mead ... New York Giants, 1946-47
 Jim Melka ... Green Bay Packers, 1987
 Larry Mialik ... Atlanta Falcons, 1972-74; San Diego Chargers, 1976
 Don Miller ... Green Bay Packers, 1941-42
 Ron Miller ... Los Angeles Rams, 1962
 Pete Monty ... New York Giants, 1997-99
 Mike Morgan ... Chicago Bears, 1978
 Emmett Mortell ... Philadelphia Eagles, 1937-39
 Brent Moss ... St. Louis Rams, 1995
 Don Murry ... Chicago Bears, 1924-31
 Fred Negus ... Chicago Bears, 1950
 Jim Nettles ... Philadelphia Eagles, 1965-69; Los Angeles Rams, 1969-72
 Jack Novak ... Cincinnati Bengals, 1975; Tampa Bay Buccaneers, 1976-77
 Nate Odomes ... Buffalo Bills, 1987-93; Seattle Seahawks, 1994-95
 Pat O'Donahue ... San Francisco 49ers, 1952; Green Bay Packers, 1955
 Joe Panos ... Philadelphia Eagles, 1994-97; Buffalo Bills, 1998-99
 George Paskvan ... Green Bay Packers, 1941
 Phillip Peterson ... Green Bay Packers, 1932
 Roger Pillath ... Los Angeles Rams, 1965; Pittsburgh Steelers, 1966
 James Purnell ... Chicago Bears, 1964-68; Los Angeles Rams, 1969-72
 Cory Raymer ... Washington Redskins, 1995-99
 Michael Reid ... Atlanta Falcons, 1987-92
 Pat Richter ... Washington Redskins, 1963-70

Michael Roan ... Houston Oilers, 1995-96; Tennessee Oilers, 1997-98; Tennessee Titans, 1999
 Rafael Robinson ... Seattle Seahawks, 1992-95; Houston Oilers, 1996
 Gene Rose ... Chicago Cardinals, 1929-32
 Gus Rosenow ... Green Bay Packers, 1921
 Joe Rudolph ... Philadelphia Eagles, 1995; San Francisco 49ers, 1997, 1999
 Tarek Saleh ... Carolina Panthers, 1997-98; Cleveland Browns, 1999
 Mike Schneck ... Pittsburgh Steelers, 1999
 John Schneller ... Detroit Lions, 1934-36
 Karl Schuelke ... Pittsburgh Steelers, 1939
 Paul Schuette ... New York Giants, 1928; Chicago Bears, 1930-32
 Ralph Scott ... Chicago Bears, 1921-25
 Champ Seibold ... Green Bay Packers, 1934-41
 Mike Seifert ... Cleveland Browns, 1974
 Clarence Self ... Detroit Lions, 1950-51; Green Bay Packers, 1952, 54-55

1999 NFL Badgers

Player	Pos.	1999 Club
Tom Burke	DE	Cardinals
LaMar Campbell	CB	Lions
Chad Cascadden	LB	Jets
Derek Engler	OL	Giants
Terrell Fletcher	RB	Chargers
Aaron Gibson	OL	Lions
Paul Gruber	OL	Buccaneers
John Hall	K	Jets
Donald Hayes	WR	Panthers
Cecil Martin	FB	Eagles
Pete Monty	LB	Giants
Joe Panos	OL	Bills
Cory Raymer	OL	Redskins
Michael Roan	TE	Titans
Joe Rudolph	OL	49ers
Tarek Saleh	FB	Browns
Mike Schneck	LS	Steelers
Tony Simmons	WR	Patriots
Jason Suttle	DB	Broncos
Mike Thompson	DL	Browns
Dan Turk	OL	Redskins
Mike Versteegen	OL	Rams
Troy Vincent	DB	Eagles
Jerry Wunsch	OL	Buccaneers



Eagles' cornerback Troy Vincent became Barry Alvarez' first National Football League All-Pro selection in '99.


Mark Shumate ... Green Bay Packers, 1985; New York Jets, 1985
 Carl Silvestri ... St. Louis Cardinals, 1965; Atlanta Falcons, 1966
 Tony Simmons ... New England Patriots, 1998-99
 Darryl Sims ... Pittsburgh Steelers, 1985-86; Cleveland Browns, 1987-88
 Jerry Smith ... San Francisco 49ers, 1952-53; Green Bay Packers, 1956
 Ron Smith ... Chicago Bears, 1965; Atlanta Falcons, 1966-67; Los Angeles Rams, 1968-69; Chicago Bears, 1970-72; San Diego Chargers, 1973; Oakland Raiders, 1974; Southern California Sun, 1975
 Ray Snell ... Tampa Bay Buccaneers, 1980-83; Pittsburgh Steelers, 1984-85
 Phil Sobocinski ... Atlanta Falcons, 1968
 Jerry Stalcup ... Los Angeles Rams, 1960; Denver Broncos, 1961-62
 Ken Starch ... Green Bay Packers, 1976
 Terry Stieve ... New Orleans Saints, 1976-77; St. Louis Cardinals, 1978-84
 Ken Stills ... Green Bay Packers, 1985-89; Minnesota Vikings, 1990
 Tim Stracka ... Cleveland Browns, 1983-85
 Dave Suminski ... Washington Redskins, 1953
 Jason Suttle ... Denver Broncos, 1999
 Merrill Taft ... Chicago Bears, 1924
 Jim Temp ... Green Bay Packers, 1957-60
 Deral Teteak ... Green Bay Packers, 1952-56
 Alan Thompson ... Philadelphia Bell, 1974-75

Mike Thompson ... Cincinnati Bengals, 1998; Cleveland Browns, 1999
 Clarence Tommerson ... Pittsburgh Steelers, 1938-39
 Al Toon ... New York Jets, 1985-92
 Dan Turk ... Pittsburgh Steelers, 1986; Tampa Bay Buccaneers, 1987-88; Los Angeles Raiders, 1989-96; Washington Redskins, 1997-98
 Eric Unverzagt ... Seattle Seahawks, 1996-97
 Ron Vander Kelen ... Minnesota Vikings, 1963-67
 Mike Versteegen ... New Orleans Saints, 1995-97, 1999
 Troy Vincent ... Miami Dolphins, 1992-95; Philadelphia Eagles, 1996-99
 Evan Vogds ... Green Bay Packers, 1948-49
 Stu Voigt ... Minnesota Vikings, 1970-80
 Steve Wagner ... Green Bay Packers, 1976-79; Philadelphia Eagles, 1980-81
 Mike Webster ... Pittsburgh Steelers, 1974-88; Kansas City Chiefs, 1989-90
 Howard Weiss ... Detroit Lions, 1939-40
 Dick Williams ... Green Bay Packers, 1921
 John Williams ... Dallas Cowboys, 1985; New Orleans Saints, 1986; Indianapolis Colts, 1987
 Carl Winfrey ... Minnesota Vikings, 1971; Pittsburgh Steelers, 1972
 Randy Wright ... Green Bay Packers, 1984-88
 Jerry Wunsch ... Tampa Bay Buccaneers, 1997-99
 Bob Zeman ... San Diego Chargers, 1960-61; Denver Broncos, 1962-63

Badgers in the Pro Draft

First-round NFL Draft Picks

Year	Player	Number	Position	Team
1937	Ed Jankowski	9th	Back	Green Bay Packers
1941	George Paskvan	7th	Fullback	Green Bay Packers
1944	Pat Harder	n/a	Fullback	Chicago Cardinals
1945	Elroy Hirsch	n/a	Wide Receiver	Cleveland Browns
1947	Don Kindt	11th	Halfback	Chicago Bears
1948	Earl Girard	n/a	Quarterback	Green Bay Packers
1955	Alan Ameche	2nd	Fullback	Baltimore Colts
1963	Pat Richter	n/a	Tight End	Washington Redskins
1976	Dennis Lick	8th	Offensive Line	Chicago Bears
1980	Ray Snell	22nd	Offensive Line	Tampa Bay Buccaneers
1985	Al Toon	10th	Wide Receiver	New York Jets
1985	Richard Johnson	11th	Cornerback	Houston Oilers
1985	Darryl Sims	20th	Defensive Line	Pittsburgh Steelers
1988	Paul Gruber	4th	Offensive Line	Tampa Bay Buccaneers
1992	Troy Vincent	7th	Cornerback	Miami Dolphins
1999	Aaron Gibson	27th	Offensive Line	Detroit Lions
2000	Ron Dayne	11th	Tailback	New York Giants
2000	Chris McIntosh	22nd	Offensive Line	Seattle Seahawks



Al Toon was one of three Badgers chosen in the first round of the 1985 National Football League draft. Toon was picked by the Jets.

1937 NFL Draft ... Ed Jankowski, Green Bay (1); John Golemeske, Brooklyn (6)

1939 NFL Draft ... Howard Weiss, Detroit (2); Lynn Hovland, Green Bay (3); Vince Gavre, Green Bay (8); Roy Bellin, Green Bay (14)

1940 NFL Draft ... Jack Murray, Brooklyn (6)

1941 NFL Draft ... George Paskvan, Green Bay (1); Fred Gage, Detroit (17)

1942 NFL Draft ... Tom Farris, Green Bay (9)

1943 NFL Draft ... Dave Schreiner, Detroit (2); Paul Hirshbrunner, Chicago Cards (12); Pat Lyons, Chicago Bears (17); Lloyd Wasserbach, Green Bay (19); Mark Hoskins, Green Bay (20); Bob Baumann, Chicago Bears (22); George Makris, Green Bay (24); Bob Ray, Green Bay (28)

1944 NFL Draft ... Pat Harder, Chicago Cardinals (1); Bob Hanzlik, Philadelphia (11); Pat Boyle, Chicago Bears (27); Len Seeliger, Pittsburgh (30)

1945 NFL Draft ... Elroy Hirsch, Cleveland (1); Jack Mead, N.Y. Giants (5); Fred Negus, Cleveland (7); Jack Wink, N.Y. Giants (13); Ken Currier, Detroit (19); Frank Lopp, Detroit (27)

1946 NFL Draft ... Rex John, Boston (10); Dick Loepfe, Chicago Cardinals (11)

1947 NFL Draft ... Don Kindt, Chicago Bears (1); George Fuchs, L.A. Rams (13); Wally Dreyer, Chicago Bears (15); Clarence Esser, Chicago Cardinals (18); Earl Maves, Detroit (26)

1948 NFL Draft ... Earl Girard, Green Bay (1); Clarence Self, Chicago Cardinals (10); Bob Rennebohm, Green Bay (10)

1948 AAFC Draft ... Dick Loepfe, San Francisco (21); Bob Rennebohm, Buffalo (25); Earl Girard, N.Y. Yankees (27); Ben Bendrick, Baltimore (28)

1949 NFL Draft ... Ben Bendrick, Chicago Bears (4); Hal Faverty, Chicago Bears (15)

1949 AAFC Draft ... Ben Bendrick, N.Y. Yankees (11); Clarence Self, Cleveland (13)

1950 NFL Draft ... Bob Wilson, Cleveland (4); Joe Kelly, N.Y. Giants (13); Hal Otterback, Green Bay (17); Gene Evans, Green Bay (21)

1951 NFL Draft ... John Simcic, Chicago Cardinals (15); Bill Albright, N.Y. Giants (20); Bob Radcliffe, Pittsburgh (27); Ken Huxhold, Chicago Cardinals (27); Ed Withers, Green Bay (30)

1952 NFL Draft ... Marion Campbell, San Francisco (4); Pat O'Donahue, San Francisco (5); Jerry Smith, San Francisco (8); Deral Teteak, Green Bay (9); Jim Hammond, Texas (10); John Coatta, Green Bay (16); Gene Felker, Texas (19)

1953 NFL Draft ... Bob Kennedy, Green Bay (6); Charley Berndt, Chicago Cardinals (10); Harland Carl, Chicago Bears (14); Dave Suminski, Washington (15)

Super Bowl & Pro Bowl Badgers

1954 NFL Draft ... Wendell Gulseth, N.Y. Giants (12); Roger Dornburg, Washington (13); Jerry Witt, Washington (19); Jim Haluska, Chicago Bears (30)

1955 NFL Draft ... Alan Ameche, Baltimore (1); Jim Temp, Green Bay (2); Norm Amundsen, Green Bay (6); Ron Locklin, N.Y. Giants (6); Clarence Bratt, Chicago Bears (12); Jerry Cvangros, L.A. Rams (21); Bob Gingrass, Philadelphia (27)

1956 NFL Draft ... Bob Konovsky, Chicago Cardinals (7); Charlie Thomas, Green Bay (14); Wells Gray, Washington (16); Dick Kolian, Green Bay (27); Jim Miller, Chicago Cardinals (28)

1957 NFL Draft ... Glenn Bestor, Green Bay (12); Marty Booher, Green Bay (27)

1958 NFL Draft ... Danny Lewis, Detroit (6); Rocco Cinelli, Chicago Bears (11); Sid Williams, N.Y. Giants (11)

1959 NFL Draft ... Bob Zeman, Cleveland (10); Dick Teteak, Green Bay (15); Dave Kocourek, Pittsburgh (19); Jim Fraser, Cleveland (21); Lowell Jenkins, Philadelphia (27)

1960 NFL Draft ... Dale Hackbart, Green Bay (5); Jerry Stalcup, L.A. Rams (6); Dan Lanphear, Pittsburgh (8); Jim Heineke, San Francisco (16); Bob Nelson, Cleveland (20)

1960 AFL Draft ... Dale Hackbart, Minnesota (1); Jim Heineke, Dallas (1); Bob Nelson, Dallas (1); Jerry Stalcup, Minnesota (1); Bob Zeman, L.A. Chargers (1); Bob Nelson, Oakland (Alt.)

1961 NFL Draft ... Ron Miller, L.A. Rams (3); Tom Wiesner, Baltimore (16); Jerry Stalcup, Minnesota (Exp.)

1961 AFL Draft ... Ron Miller, Houston (21); Terry Huxhold, Boston (27)

1962 NFL Draft ... Jim Bakken, L.A. Rams (7); Ron Staley, Minnesota (17)

1963 NFL Draft ... Pat Richter, Washington (1); Gary Kroner, Green Bay (7)

1963 AFL Draft ... Pat Richter, Denver (10); Gary Kroner, N.Y. Titans (19); Ron Vander Kelen, N.Y. Titans (21); Ron Carlson, Buffalo (25)



Tim Krumrie had a distinguished career with the Bengals after being a 10th-round pick in '83.

1964 NFL Draft ... Roger Pillath, Buffalo (3); Jimmy Jones, Chicago Bears (6); Ken Bowman, Green Bay (8); Bob Johnson, St. Louis (8)

1964 AFL Draft ... Roger Pillath, Buffalo (7); Ken Bowman, N.Y. Jets (10); Jimmy Jones, Denver (25)

1965 NFL Draft ... Roger Jacobazzi, Green Bay (7); Al Piraino, Philadelphia (8); Carl Silvestri, St. Louis (16); Fred Reichardt, Baltimore (17); Ralph Kurek, Chicago Bears (20)

1965 AFL Draft ... Jon Hohman, Denver (8); Al Piraino, Kansas City (11)

1966 NFL Draft ... Tom Brigham, Detroit (10); Bill Maselter, Detroit (13); Danny Lewis, Atlanta (Exp.); Carl Silvestri, Atlanta (Exp.); Ron Smith, Atlanta (Exp.)

1966 AFL Draft ... Mike London, San Diego (14); Dave Kocourek, Miami (Exp.)

1968 NFL Draft ... Tom Domres, Houston (10); Sam Wheeler, Pittsburgh (12)

1969 NFL Draft ... Lynn Buss, Philadelphia (9); Tom McCauley, Minnesota (10)

1970 NFL Draft ... Mike McClish, Houston (8); Joe Dawkins, Houston (10); Stu Voigt, Minnesota (10)

1971 NFL Draft ... Bill Gregory, Dallas (3); Dan Crooks, Atlanta (13)

1972 NFL Draft ... Lance Moon, Atlanta (7); Greg Johnson, Miami (9); Elbert Walker, Kansas City (11); Larry Mialik, Atlanta (12); Alan Thompson, Dallas (14); Neil Graff, Minnesota (16); Neovia Greyer, N.Y. Giants (16); Al Hannah, Miami (16)


1973 NFL Draft ... Robert Storck, L.A. Rams (12); Rufus Ferguson, Atlanta (16)

1974 NFL Draft ... Mike Webster, Pittsburgh (5); Mike Seifert, Cleveland (13)

1975 NFL Draft ... Jack Novak, Cincinnati (12)

1976 NFL Draft ... Dennis Lick, Chicago Bears (1); Steve Wagner, Minnesota (5); Terry Stieve, New Orleans (6); John Reimer, Houston (14); Neil Graff, Seattle (Exp.)

Badgers in the Pro Draft



Pete Monty, the Badgers' career tackle leader, is entering his fourth season as a member of the New York Giants.

1977 NFL Draft ... John Rasmussen, New England (10)

1979 NFL Draft ... Lawrence Johnson, Cleveland (2); Ira Matthews, Oakland (6)

1980 NFL Draft ... Ray Snell, Tampa Bay (1); Ray Sydnor, Pittsburgh (3); Tom Schrepf, N.Y. Jets (6)

1981 NFL Draft ... Dave Ahrens, St. Louis (6)

1982 NFL Draft ... Von Mansfield, Atlanta (5); Jerry Doerger, Chicago Bears (8); Guy Boliaux, Chicago Bears (11); Dave Levenick, Atlanta (12)

1983 NFL Draft ... Matt VandenBoom, Buffalo (5); Bob Winckler, Washington (6); Tim Stracka, Cleveland (6); David Greenwood, New Orleans (8); Tim Krumrie, Cincinnati (10); Mark Shumate, Kansas City (10)

1984 NFL Draft ... Randy Wright, Green Bay (6)

1985 NFL Draft ... Richard Johnson, Houston (1); Al Toon, N.Y. Jets (1); Darryl Sims, Pittsburgh (1); Scott Bergold, St. Louis (2); Dan Turk, Pittsburgh (4); Jeff Dellenbach, Miami (4); Gary Ellerson, Green Bay (7); Kevin Belcher, L.A. Raiders (7); Ken Stills, Green Bay (8); Jim Melka, Tampa Bay (12); Bret Pearson, San Diego (12)

1986 NFL Draft ... Bob Landsee, Philadelphia (6)

1987 NFL Draft ... Rick Graf, Miami (2); Nate Odomes, Buffalo (2); Tim Jordan, New England (4); Michael Reid, Atlanta (6); Joe Armentrout, Tampa Bay (9); Craig Raddatz, Cincinnati (9); Bobby Taylor, Miami (10); Larry Emery, Atlanta (12)

1988 NFL Draft ... Paul Gruber, Tampa Bay (1); Glenn Derby, New Orleans (8); Bud Keyes, Green Bay (10); Rod Lossow, New England (10)

1989 NFL Draft ... Todd Nelson, Phoenix (12)

1990 NFL Draft ... Craig Hudson, Kansas City (10)

1991 NFL Draft ... Don Davey, Green Bay (3); Brady Pierce, Minnesota (10)

1992 NFL Draft ... Troy Vincent, Miami (1)

1993 NFL Draft ... Chuck Belin, L.A. Rams (5)

1994 NFL Draft ... Joe Panos, Philadelphia (3); Mark Montgomery, Philadelphia (7)

1995 NFL Draft ... Cory Raymer, Washington (2); Terrell Fletcher, San Diego (2); Mike Versteegen, New Orleans (3); Michael Roan, Houston (4); Mike Thompson, Jacksonville (4); Lee DeRamus, New Orleans (6); Kenny Gales, Chicago (6)

1996 NFL Draft ... Eric Unverzagt, Seattle (4); Jason Maniecki, Tampa Bay (5)

1997 NFL Draft ... Jerry Wunsch, Tampa Bay (2); Pete Monty, N.Y. Giants (4); Tarek Saleh, Carolina (4)

1998 NFL Draft ... Tony Simmons, New England (2); Donald Hayes, Carolina (4)

1999 NFL Draft ... Aaron Gibson, Detroit (1); Tom Burke, Arizona (3); Cecil Martin, Philadelphia (6)

2000 NFL Draft ... Ron Dayne, N.Y. Giants (1); Chris McIntosh, Seattle (1); Bobby Myers, Tennessee (4); Mark Tauscher, Green Bay (7)

Round of pick in parentheses.


Exp. — expansion draft

Alt. — alternate selection

Super Bowl & Pro Bowl Badgers




Bill Gregory



Nate Odomes

► Super Bowl

- 1967 Ken Bowman, Green Bay
- 1968 Ken Bowman, Green Bay
Dave Kocourek, Oakland
- 1970 Dale Hackbart, Minnesota
Stu Voigt, Minnesota
- 1971 Bill Gregory, Dallas
- 1972 Bill Gregory, Dallas
- 1974 Stu Voigt, Minnesota
- 1975 Stu Voigt, Minnesota
Mike Webster, Pittsburgh
- 1976 Mike Webster, Pittsburgh
Bill Gregory, Dallas
- 1977 Stu Voigt, Minnesota
- 1978 Larry Canada, Denver
Bill Gregory, Dallas
- 1979 Mike Webster, Pittsburgh
- 1980 Mike Webster, Pittsburgh
- 1981 Ira Matthews, Oakland
Steve Wagner, Philadelphia
- 1985 Jeff Dellenbach, Miami
- 1989 Tim Krumrie, Cincinnati
- 1991 Nate Odomes, Buffalo
- 1992 Nate Odomes, Buffalo
- 1993 Nate Odomes, Buffalo
- 1997 Jeff Dellenbach, Green Bay
- 1998 Jeff Dellenbach, Green Bay
- 2000 Michael Roan, Tennessee



National Football League Hall of Famer Mike Webster won four Super Bowl rings with the Steelers.


NFL Hall of Fame

Elroy "Crazylegs" Hirsch: played for Chicago Rockets (1946-48) and Los Angeles Rams (1949-57) ... totalled 387 receptions for 7,029 yards and 60 touchdowns in career ... key part of the Los Angeles Rams' revolutionary "three-end" offense in 1949 ... inducted into the NFL Hall of Fame in 1968.

Mike Webster: spent career with the Pittsburgh Steelers (1974-88) and Kansas City Chiefs (1989-90) ... played more seasons (15) and games (220) than anybody in Steelers' history ... nine-time Pro Bowl pick, including five as a starter ... won four Super Bowls with the Steelers ... had a string of 150 consecutive starts between 1976-86.

► Pro Bowl

- | | | | |
|------|---|------|--|
| 1939 | Milt Gantenbein, Green Bay
Charles Goldenberg, Green Bay
Eddie Jankowski, Green Bay | 1956 | Alan Ameche, Baltimore
Elroy Hirsch, Los Angeles Rams |
| 1951 | Elroy Hirsch, Los Angeles Rams | 1957 | Alan Ameche, Baltimore |
| 1952 | Elroy Hirsch, Los Angeles Rams
Deral Teteak, Green Bay | 1958 | Alan Ameche, Baltimore |
| 1953 | Pat Harder, Detroit
Elroy Hirsch, Los Angeles Rams | 1962 | Dave Kocourek, San Diego
Bob Zeman, Denver |
| 1954 | Don Kindt, Chicago | 1965 | Jim Bakken, St. Louis |
| 1955 | Alan Ameche, Baltimore | 1967 | Jim Bakken, St. Louis |
| | | 1975 | Jim Bakken, St. Louis |
| | | 1976 | Jim Bakken, St. Louis |
| | | 1979 | Mike Webster, Pittsburgh |
| | | 1980 | Mike Webster, Pittsburgh |
| | | 1981 | Mike Webster, Pittsburgh |
| | | 1982 | Mike Webster, Pittsburgh |
| | | 1983 | Mike Webster, Pittsburgh |
| | | 1984 | Mike Webster, Pittsburgh |
| | | 1985 | Mike Webster, Pittsburgh |
| | | 1986 | Mike Webster, Pittsburgh |
| | | 1988 | Mike Webster, Pittsburgh
Tim Krumrie, Cincinnati |
| | | 1989 | Paul Gruber, Tampa Bay
Tim Krumrie, Cincinnati |
| | | 1990 | Paul Gruber, Tampa Bay |
| | | 1992 | Paul Gruber, Tampa Bay
Nate Odomes, Buffalo |
| | | 1993 | Nate Odomes, Buffalo |
| | | 2000 | Troy Vincent, Philadelphia |



Former St. Louis Cardinal Jim Bakken.

Big Ten Stat Champions

► Individual

Rushing

1941	Pat Harder	443 yards
1951	Alan Ameche	774 yards
1952	Alan Ameche	721 yards
1974	Billy Marek	161.0 ypg
1993	Brent Moss	136.4 ypg
1996	Ron Dayne	162.2 ypg
1998	Ron Dayne	138.6 ypg
1999	Ron Dayne	169.5 ypg

Passing

1941	Len Seelinger	419 yards
1950	John Coatta	610 yards
1951	John Coatta	1,030 yards
1953	Jim Miller	683 yards
1960	Ron Miller	966 yards
1961	Ron Miller	1,168 yards
1962	Ron Vander Kelen	1,009 yards
1970	Neil Graff	926 yards

Total Offense

1959	Dale Hackbart	686 yards
1960	Ron Miller	981 yards
1962	Ron Vander Kelen	1,237 yards
1983	Randy Wright	244.3 ypg

Receiving


1941	Dave Schreiner	249 yards
1951	Jerry Witt	372 yards
1961	Pat Richter	656 yards
1962	Pat Richter	440 yards
1963	Rick Reichardt	383 yards

Scoring


1941	Pat Harder	58 points
1945	Don Kindt (tri-)	36 points
1951	Jerry Witt	48 points
1962	Lou Holland	54 points
1963	Lou Holland (co-)	30 points
1973	Billy Marek (co-)	8.3 ppg
1974	Billy Marek	11.3 ppg
1999	Ron Dayne	10.0 ppg

Punting

1943	Ray Dooney	39.0 avg.
1945	Rex Johns	40.8 avg.
1946	T.A. Cox	43.0 avg.
1950	Jim Hammond	42.0 avg.
1960	Jim Bakken	41.5 avg.
1961	Jim Bakken	41.2 avg.
1973	Ken Simmons	41.9 avg.
1998	Kevin Stemke	43.8 avg.



Neil Graff led the Big Ten in passing with 926 yards during the 1970 season.



Billy Marek was the Big Ten's top scorer in 1973 and 1974. The only other Badger to top the league in scoring twice was Lou Holland.

► Team

Rushing Offense

1951: 235.6 ypg	1996: 249.4 ypg
1952: 256.3 ypg	1998: 215.8 ypg
1993: 261.4 ypg	1999: 273.6 ypg

Passing Offense

1941: 99.6 ypg	1961: 157.1 ypg
1951: 155.4 ypg	1963: 170.0 ypg
1960: 157.1 ypg	

Total Offense

1945: 310.0 ypg	1962: 305.4 ypg
1951: 391.3 ypg	1963: 305.4 ypg
1952: 415.5 ypg	1993: 455.2 ypg

Scoring Offense

1952: 26.3 ppg	1993: 32.5 ppg
1954: 19.3 ppg	1999: 34.1 ppg
1962: 28.4 ppg	

Rushing Defense

1949: 109.7 ypg	1951: 68.9 ypg
-----------------	----------------

Passing Defense

1951: 74.0 ypg	1991: 100.2 pts.
1965: 107.3 ypg	1999: 97.9 pts.
1975: 61.0 ypg	

Total Defense

1951: 142.9 ypg	1999: 298.1 ypg
-----------------	-----------------

Scoring Defense

1942: 7.6 ppg	1998: 11.9 ppg
1958: 11.0 ppg	1999: 12.8 ppg

Turnover Margin

1993: +1.17	1998: +1.92
-------------	-------------

Punting

1946: 39.3 avg.	1962: 39.5 avg.
1947: 39.4 avg.	1973: 39.2 avg.
1954: 39.9 avg.	1992: 36.8 avg.
1957: 38.5 avg.	1998: 40.2 avg.
1961: 41.2 avg.	

Punt Returns

1947: 20.4 avg.	1970: 11.2 avg.
1949: 53.5 avg.	1989: 12.5 avg.
1952: 13.9 avg.	

Kickoff Returns

1947: 20.6 avg.	1986: 22.9 avg.
1948: 82.3 avg.	1991: 21.9 avg.
1966: 21.7 avg.	1999: 26.0 avg.
1982: 22.4 avg.	

Big Ten Record Holders


► Individual

- Rushing attempts, career: 1,220 by Ron Dayne, 1996-99
- Rushing yards, season: 2,109 by Ron Dayne, 1996
- Rushing yards, career: 7,125 by Ron Dayne, 1996-99
- Rushing touchdowns, career: 71 by Ron Dayne, 1996-99
- Completion percentage, season: 67.8 by Darrell Bevell, 1993
- Completion percentage, game: 97.4 by Darrell Bevell vs. Northwestern, 1993
- Scoring, career: 426 by Ron Dayne, 1996-99
- Touchdowns, career: 71 by Ron Dayne, 1996-99
- Field goals, career: 65 by Todd Gregoire, 1984-87
- *Longest punt: 110 by Pat O'Dea vs. Northwestern, 1897
- Longest punt: 96 by George O'Brien vs. Iowa, 1952
- Punt returns, game: 10 by Bill Lane vs. Indiana, 1951
- Average punt return, game: 52.7 by Earl Girard vs. Iowa, 1947
- Punt return touchdowns, game: 2 by Earl Girard vs. Iowa, 1947
- Punt return touchdowns, season: 3 by Ira Matthews, 1976
- Interceptions, game: 4 by Clarence Bratt vs. Minnesota, 1954
- Interception return touchdowns, season: 3 by Jamar Fletcher, 1998
- Interception return touchdowns, career: 5 by Jamar Fletcher, 1998-99

*pre-modern era

► Team

- Completion percentage, game: 94.7 vs. Northwestern, 1993
- Completion percentage, season: 67.5 in 1993
- First downs rushing, game: 32 vs. Northwestern, 1974
- Safeties, game: 2 vs. Purdue, 1951
- Safeties, season: 4 in 1951
- Punt returns, game: 11 vs. Indiana, 1951
- Punt return yards, game: 277 vs. Iowa, 1947



Jamar Fletcher broke the Big Ten's career record for interceptions returned for touchdowns in just his 20th career game. Fletcher had a 93-yard return for a score at Northwestern last fall, his fifth career interception return for a TD.

Wisconsin in NCAA Records

Big Ten Record Holders

► Individual Stat Champions

Field goals: Karl Holzwarth, 0.8 field goals per game, 1959
Scoring: Billy Marek, 12.7 points per game, 1974
Kickoff returns: Ira Matthews, 29.6 yards per return, 1976
Punt returns: Ira Matthews, 16.9 yards per return, 1978
Pass interceptions: Jamar Fletcher, 0.67 interceptions per game, 1998

► Team Stat Champions

Total defense: 154.8 yards per game, 1951
Scoring defense: 6.6 points per game, 1951; and 10.2 points per game, 1998
Turnover margin: +1.92 in 1998
Passing offense: 188.4 yards per game, 1961
Scoring offense: 32.2 points per game, 1962

► Current Individual NCAA Records

Yards rushing, career: 6,397 by Ron Dayne, 1996-99
Games of 200-yards rushing, career: 11 by Ron Dayne, 1996-99 (tied with Marcus Allen, USC, 1978-81 and Ricky Williams, Texas, 1995-98)

Yards rushing by a freshman: 1,863 by Ron Dayne, 1996
Games of 200-yards rushing by a freshman: 4 by Ron Dayne, 1996 (tied with Herschel Walker, Georgia, 1980)


Rushing attempts by a freshman, game: 50 by Ron Dayne vs. Minnesota, 1996

Rushing attempts by a freshman, season: 295 by Ron Dayne, 1996

1,000-yard seasons, career: 4 by Ron Dayne, 1996-99 (tied with Amos Lawrence, North Carolina, 1977-80; Tony Dorsett, Pitt, 1973-76; Denvin Manns, New Mexico State, 1995-98)

Punt return TDs, game: 2 by Earl Girard vs. Iowa, 1947 (tied with many other players)

Player that led nation in both punt and kickoff returns, career: Ira Matthews led in PR in 1976 and KOR in 1978 (tied with Errol Tucker, Utah, led both in 1985)



Ron Dayne is widely recognized as the most productive runner in NCAA history. The four-year starter has six national collegiate Division I-A records to his name.

► Current Team NCAA Records

Punt return TDs, game: 3 vs. Iowa, 1947 (tied with many others)

TDs scored on back-to-back kickoff returns, game: Wisconsin vs. No. Illinois, 1985 (tied with many others)


Safeties, season: 4 by Wisconsin in 1951

Fewest punts, game: 0 by Wisconsin on many occasions (MR: vs. Indiana, 1999). Tied mark set by many others.

Fewest completions allowed, game: 0 by Wisconsin on five occasions (MR: vs. Minnesota, 1977). Tied mark set by many others.


Wisconsin Conference Champions

▶ Alvarez' first Big Ten co-champions break 32-year drought




1993 Big Ten Conference Champions

The 1993 Badgers established a new standard of excellence, shattering school records and earning numerous honors. After claiming Wisconsin's first Big Ten title in 32 years (a co-championship with Ohio State), the Badgers defeated UCLA 21-16 in the Rose Bowl. The 10-1-1 club set a Wisconsin record for wins and boasted eight first-team all-Big Ten players, including Big Ten and Rose Bowl Most Valuable Player Brent Moss. Wisconsin ended the season ranked fifth and sixth by the coaches (CNN/USA Today) and media (Associated Press), respectively.



1896 Western Conference Champions

After opening the season with seven victories, the Badgers tied Northwestern 6-6 and lost to the Carlisle Indians. Despite the late-season swoon, the Badgers claimed the inaugural Western Conference title. The Badgers' tough defense registered shutouts in six of its seven victories. The loss to the Carlisle Indians was the first night game in school history (played indoors at the Chicago Coliseum).



1897 Western Conference Champions

Wisconsin won its second straight conference title and registered eight shutouts on the way to a 9-1 mark. The only loss was a 6-0 decision to the UW Alumni. Victories over Minnesota, Chicago and Northwestern propelled the Badgers to the Western Conference title. Australian kicker Pat O'Dea, the famed "Kangaroo Kicker," booted 14 field goals. It was the second league title for Coach Phil King.

► Starting lineups on Barry Alvarez' three Big Ten championship teams

Offense


Pos.	1993	1998	1999
QB	Darrell Bevell, So., Scottsdale, Ariz.	Mike Samuel, Sr., Philadelphia, Pa.	Brooks Bollinger, Fr., Grand Forks, N.D.
RB	Brent Moss, Jr., Racine, Wis.	Ron Dayne, Jr., Berlin, N.J.	Ron Dayne, Sr. Berlin, N.J.
FB	Mark Montgomery, Sr., St. Paul, Minn.	Cecil Martin, Sr., Evanston, Ill.	Chad Kuhns, So., Bellevue, Ohio
SE	Lee DeRamus, Jr., Sicklerville, N.J.	Chris Chambers, So., Bedford, Ohio	Chris Chambers, Jr., Bedford, Ohio
FL	J.C. Dawkins, Jr., Racine, Wis.	Ahmad Merritt, Jr., Chicago, Ill.	Nick Davis, So., Manchester, Mich.
TE	Michael Roan, Jr., Iowa City, Iowa	Eric Grams, Sr., Fond du Lac, Wis.	Dague Retzlaff, Jr., Crystal, Minn.
LT	Mike Versteegen, Jr., Kimberly, Wis.	Chris McIntosh, Jr., Pewaukee, Wis.	Chris McIntosh, Sr., Pewaukee, Wis.
LG	Joe Rudolph, Jr., Belle Vernon, Pa.	Bill Ferrario, So., Scranton, Pa.	Bill Ferrario, Jr., Scranton, Pa.
C	Cory Raymer, Jr., Fond du Lac, Wis.	Casey Rabach, So., Sturgeon Bay, Wis.	Casey Rabach, Jr., Sturgeon Bay, Wis.
RG	Steve Stark, So., Rockton, Ill.	Dave Costa, So., Ellwood City, Pa.	Dave Costa, Jr., Ellwood City, Pa.
RT	Joe Panos, Sr., Brookfield, Wis.	Aaron Gibson, Sr., Indianapolis, Ind.	Mark Tauscher, Sr., Auburndale, Wis.

Defense

Pos.	1993	1998	1999
DL	Carlos Fowler, Sr., Pontiac, Ill.	John Favret, So., Cleveland Hts., Ohio	John Favret, Jr., Cleveland Hts., Ohio
DL	Lamark Shackerford, Sr., Gary, Ind.	Eric Mahlik, So., Green Bay, Wis.	Eric Mahlik, Jr., Green Bay, Wis.
DL	Mike Thompson, Jr., Portage, Wis.	Ross Kolodziej, So., Stevens Point, Wis.	Ross Kolodziej, Jr., Stevens Point, Wis.
DL	Bryan Jurewicz, Fr., Deerfield, Ill.	Tom Burke, Sr., Poplar, Wis.	Wendell Bryant, So., St. Louis, Mo.
OLB	Chris Hein, Jr., Plymouth, Wis.	Bob Adamov, Sr., Sturgeon Bay, Wis.	Roger Knight, Jr., Queens Village, N.Y.
LB	Yusef Burgess, Sr., Bronx, N.Y.	Donnel Thompson, Jr., Madison, Wis.	Donnel Thompson, Sr., Madison, Wis.
LB	Eric Unverzagt, So., C. Islip, N.Y.	Chris Ghidorzi, Jr., Wausau, Wis.	Chris Ghidorzi, Sr., Wausau, Wis.
CB	Kenny Gales, Jr., Cambria Hts., N.Y.	Jamar Fletcher, Fr., St. Louis, Mo.	Jamar Fletcher, So., St. Louis, Mo.
SS	Reggie Holt, Sr., Miami, Fla.	Leonard Taylor, Sr., Indianapolis, Ind.	Bobby Myers, Sr., Hamden, Conn.
FS	Scott Nelson, Sr., Sun Prairie, Wis.	Jason Doering, So., Rhinelander, Wis.	Jason Doering, Jr., Rhinelander, Wis.
CB	Jeff Messenger, Jr., Marinette, Wis.	Mike Echols, Fr., Youngstown, Ohio	Mike Echols, So., Youngstown, Ohio


Kickers

Pos.	1993	1998	1999
K	John Hall, Fr., Port Charlotte, Fla. Rick Schnetzky, Jr., Mequon, Wis.	Matt Davenport, Sr., Mission Viejo, Cal.	Vitaly Pisetsky, Jr., New York, N.Y.
P	Sam Veit, Jr., Racine, Wis.	Kevin Stemke, So., Green Bay, Wis.	Kevin Stemke, Jr., Green Bay, Wis.



1901 Western Conference Champions


Phil King's Badgers won nine straight games to become the first undefeated team in school history. Using a potent offense and stingy defense, Wisconsin defeated every opponent by at least three TDs and recorded eight shutouts. The Badgers outscored the opposition 317-5. Wisconsin's slate included two wins over high school teams and conference wins over Chicago and Minnesota.



1906 Western Conference Champions


Although traditional league powers Minnesota, Michigan and Chicago were missing from the schedule due to a faculty reform movement, Wisconsin claimed a share of the conference championship with the Gophers. Coach Dr. C.P. Hutchins' team posted Western Conference wins over Iowa, Illinois and Purdue by a combined score of 63-15.

► **Winningest team in UW history (11-1) captures second Big Ten title for Alvarez**




1998 Big Ten Conference Champions

The 1998 Badgers concluded the winningest campaign in school history with a 38-31 Rose Bowl victory over sixth-ranked UCLA. The 1998 club opened the season with a nine-game winning streak and registered the best winning percentage (.916) in the modern era at the UW. Aaron Gibson was a finalist for the Lombardi Award and Outland Trophy and Ron Dayne was a finalist for the Doak Walker Award. Tom Burke led the nation in sacks and Jamar Fletcher topped the NCAA in interceptions. Wisconsin was first nationally in turnover margin and scoring defense.



1912 Western Conference Champions


The Badgers ended their third undefeated (7-0) season with a 28-10 win at Iowa. Coach William Juneau's squad was the last Badger team to post a perfect record. Led by consensus all-America tackle Robert "Butts" Butler, the Badgers placed a school-record nine players on the all-Western Conference team. Wisconsin registered four shutouts and allowed only 29 points all year.



1952 Big Ten Conference Champions


Following a 20-6 win over Illinois in the second game of the season, Wisconsin sat atop the polls as the nation's No. 1 team. The Badgers lost the following week, but went on to a 6-3-1 record and the school's first Rose Bowl appearance. After losing to USC 7-0 in Pasadena, the Badgers ended the season ranked 10th by United Press International and 11th by Associated Press.

► Wisconsin closes millennium with first undisputed Big Ten title since '62




1999 Big Ten Conference Champions

The 1999 Badgers ended the season with an eight-game winning streak after splitting their opening four contests. A 17-9 win over Stanford in the Rose Bowl allowed UW to become the first Big Ten school in history to win consecutive games in "The Granddaddy of them all." Wisconsin won its first undisputed Big Ten championship since 1962 and finished fourth in each of the final national polls. Ron Dayne was the consensus national player of the year and won the Heisman Trophy. Chris McIntosh and Jamar Fletcher joined Dayne as first-team all-Americans.



1959 Big Ten Conference Champions

Needing a victory in the regular-season finale to clinch a league title, Wisconsin beat Minnesota 11-7. It was the Badgers' first undisputed title since 1912. At the Rose Bowl, Washington scored 17 points in the first quarter on the way to a 44-8 win. All-Big Ten QB Dale Hackbart and all-Big Ten guard Jerry Stalcup were stars on a club that finished the season ranked sixth by AP and UPI.



1962 Big Ten Conference Champions

Although USC defeated Wisconsin 42-37 in perhaps the most exciting Rose Bowl ever, the Badgers finished the storybook campaign with an 8-1 record and ranked second nationally in both the AP and UPI polls. Ron Vander Kelen set a Rose Bowl record with 401 yards passing as the UW scored 23 straight points in a fourth quarter rally. Pat Richter was a consensus all-American after catching 49 passes.

Badger Bowl Games

► 1953 Rose Bowl

USC 7, Wisconsin 0

PASADENA, Calif. — Southern Cal scored the game's only points on a 22-yard pass from Rudy Bukich to Al Carmichael in the Trojans' 7-0 win over Wisconsin in the Rose Bowl.

The Badgers dominated the game from a statistical standpoint, outgaining USC by 120 yards. Led by Alan Ameche's 133 yards rushing, Wisconsin had a 211-48 advantage on the ground. However, both defenses rose to the occasion when necessary.

One of Wisconsin's best scoring chances came in the opening minutes of the third quarter. Ameche broke loose for a 54-yard run as the Badgers got to the USC 21-yard line. On third down, Archie Ray Burks fumbled on an end run and USC recovered.

The Trojans then put together the game-winning drive (73 yards), which ended with Bukich's TD pass. Wisconsin countered with a 13-play, 84-yard drive that ended at the Trojan 2-yard line when Jerry Witt was stopped a yard short of a first down on a fake field goal play.

Coach Ivy Williamson's club was the first in Badger history to play in a bowl game.

Wisconsin	0	0	0	0	—	0
USC	0	0	7	0	—	7

Team statistics	UW	USC
First downs	19	16
Rushing yards	52-211	38-48
Passes	11-26-2	18-27-2
Passing yards	142	185
Total offense	78-353	65-233
Punts-avg	5-39	8-51
Fumbles-lost	2-1	1-0
Penalties-yards	2-20	6-62

Individual leaders

Rushing: Ameche (W) 28-133, Witt (W) 10-47, Burks (W) 7-31, Haw (USC) 6-28.

Passing: Haluska (W) 11-26-2-142, Bukich (USC) 12-20-2-137. *Receiving:* Andrykowski (W) 3-32, Peters (W) 3-29, Nickoloff (USC) 7-73, Stillwell (USC) 3-35.

► 1960 Rose Bowl

Washington 44, Wisconsin 8

PASADENA, Calif. — Washington scored the game's first 17 points en route to a 44-8 Rose Bowl victory over Wisconsin.

Washington tallied the first TD on a 6-yard run by Don McKeta 10 minutes into the game. George Fleming booted a 26-yard field goal after the Huskies recovered one of four Wisconsin fumbles. Fleming then returned a punt 53 yards for a score on the final play of the period for a 17-0 Husky lead.

Badger fullback Tom Wiesner tallied Wisconsin's only points on a 4-yard run with 5:27 left in the opening half. Dale Hackbart connected with Al Schoonover for a two-point conversion that cut the lead to 17-8.

Washington quarterback Bob Schloredt, who shared game MVP honors with Fleming, tossed a 23-yard TD pass to close the first-half scoring. Schloredt completed four passes for 102 yards and rushed for 81 yards.

Wisconsin mounted a challenge in the third quarter, but four plays inside the Husky 10-yard line failed. The Badger defense entered the bowl with a defensive average of barely 10 points allowed per game for the regular season.

Wisconsin	0	8	0	0	—	8
Washington	17	7	7	13	—	44

Team statistics	UW	Wash.
First downs	13	16
Rushing yards	123	215
Passes	14-32-0	7-13-0
Passing yards	153	137
Total offense	276	352
Punts-avg	6-37	6-36
Fumbles-lost	4-4	2-0
Penalties-yards	3-18	7-85

Individual leaders

Rushing: Hobbs (W) 7-32, Schloredt (Wash.) 21-81, Jackson (Wash.) 12-61. *Passing:* Hackbart (W) 11-25-0-145, Schloredt (Wash.) 4-7-0-102. *Receiving:* Schoonover (W) 3-57, Fleming (Wash.) 1-65.



► 1963 Rose Bowl

USC 42, Wisconsin 37

PASADENA, Calif. — A 23-point fourth quarter explosion wasn't quite enough as the Badgers dropped a 42-37 Rose Bowl encounter to Southern Cal. The Trojans had claimed a 42-14 lead on the first play of the fourth quarter before the huge Badger comeback.

USC had a 21-7 halftime lead and extended it on the first play of the third stanza, before Ron Vander Kelen led one of the biggest charges in bowl history.

Vander Kelen reached paydirt on a 17-yard scamper to reduce the margin to 28-14. USC responded with a pair of touchdown passes by Pete Beathard and the Trojans led 42-14.

Lou Holland (13-yard run) and Gary Kroner (4-yard reception) tallied for the Badgers within three minutes. A bad center snap on a punt resulted in a UW safety. After the free kick, Vander Kelen

hit three straight passes, including a 19-yard score to Pat Richter for the final 42-37 margin.

Vander Kelen, the game MVP, set both Wisconsin and

Rose Bowl records with 401 yards passing. Richter caught 11 of those aerials for 163 yards. The 79 total points scored was a Rose Bowl record that stood for 28 years.

Wisconsin	0	7	7	23	—	37
USC	7	14	14	7	—	42

Team statistics	UW	USC
First downs	32	15
Rushing yards	28-67	41-114
Passes	34-49-3	10-20-0
Passing yards	419	253
Total offense	486	367
Punts-avg	4-40	5-40
Fumbles-lost	6-0	2-1
Penalties-yards	7-77	12-93

Individual leaders

Rushing: Holland (W) 4-27, Kurek (W) 11-26, Wilson (USC) 17-57. *Passing:* Vander Kelen (W) 33-48-3-401, Beathard (USC) 8-12-0-190. *Receiving:* Richter (W) 11-163, Holland (W) 8-72, Kroner (W) 5-64, Bedsole (USC) 4-101, Brown (USC) 3-108.

► **1981 Garden State Bowl**
Tennessee 28, Wisconsin 21

EAST RUTHERFORD, N.J. — Tennessee scored 18 straight points in the first half and held on to defeat Wisconsin 28-21 in the Garden State Bowl.

The Badger defense limited UT to 89 yards rushing, but Volunteer QB Steve Alatorre unleashed a potent passing attack. Alatorre threw for 315 yards. WR Anthony Hancock caught 11 passes for 196 yards.

After Fuad Reveiz booted a field goal in the first quarter, Wisconsin assumed its only lead of the game on a 3-yard run by Jess Cole. Willie Gault returned the ensuing kickoff 87 yards to give Tennessee a lead it never lost.

Reserve quarterback Randy Wright came off the bench to throw a pair of second-half touchdown passes for the Badgers. Wright hit Jeff Nault and Thad McFadden on scoring tosses in the final period.

The game featured two high-powered offenses that combined for 49 points, 793 total yards and 49 first downs.

Wisconsin's fourth bowl in school history and first non-Rose Bowl drew a crowd of 53,220.

Wisconsin	7	0	0	14	—	21
Tennessee	13	8	0	7	—	28

Team statistics	UW	Tenn.
First downs	22	27
Rushing yards	39-177	43-89
Passes	14-37-3	24-42-0
Passing yards	212	315
Total offense	389	404
Punts-avg	6-37	6-45
Fumbles-lost	1-1	4-0
Penalties-yards	6-73	8-84

Individual leaders

Rushing: Davis (W) 6-44, Cole (W) 9-39, Green (W) 5-24, Berry (T) 10-44. *Passing:* Wright (W) 9-21-1-123, Cole (W) 5-15-2-89, Alatorre (T) 24-42-0-315. *Receiving:* Nault (W) 5-85, Hancock (T) 11-196.

► **1982 Independence Bowl**
Wisconsin 14, Kansas State 3

SHREVEPORT, La. — Wisconsin won its first bowl game with a 14-3 decision over Kansas State in the Independence Bowl.

Randy Wright threw a game-record two TD passes and the Badger defense set a scoring record before 24,684 fans. The anticipated crowd was more than 49,000, but a 23-mile-per-hour wind dropped temperatures to 10 degrees below zero.

Wright, the game offensive MVP, completed nine of 24 throws.

However, his 87-yard pass play to Tim Stracka was the longest in UW and Independence Bowl history. The Wisconsin defense limited Kansas State to 192 total yards in the Wildcats' first-ever postseason appearance.

KSU had taken a 3-0 lead on Steve Willis' 29-yard field goal before the Badgers scored 14 straight points. Tim Krumrie was the game Defensive MVP. He helped limit the Kansas State running attack to less than two yards per carry.

Game totals showed five turnovers, 14 punts, 22 completions in 59 attempts (.372) and 14 penalties.

Wisconsin	0	7	0	7	—	14
Kansas St.	0	3	0	0	—	3

Team statistics	UW	KSU
First downs	14	12
Rushing yards	43-131	33-65
Passes	9-24-0	13-35-1
Passing yards	183	127
Total offense	314	192
Punts-avg	6-41	8-37
Fumbles-lost	4-3	2-1
Penalties-yards	5-40	9-75

Individual leaders

Rushing: Williams (W) 11-57, Ellerson (W) 13-47, Taluao (KSU) 10-31. *Passing:* Wright (W) 9-24-0-183, Dickey (KSU) 13-35-1-127. *Receiving:* Keeling (W) 4-64, Nault (W) 2-11, Stracka (W) 1-87, Dageforde (KSU) 4-30, Wallace (KSU) 3-51.



► **1984 Hall of Fame Bowl**
Kentucky 20, Wisconsin 19

BIRMINGHAM, Ala. — A fumbled snap on a 26-yard game-winning field goal attempt was the deciding play in Wisconsin's 20-19 loss to Kentucky in the Hall of Fame Bowl.

Trailing by a point after the Wildcats' Joe Worley booted a 52-yard field goal with eight minutes left, the Badgers drove inside Kentucky's 20-yard line.

Todd Gregoire's field goal with 1:55 left never materialized after holder Bob Kobza dropped the center snap. Gregoire, a freshman, had tied a school record with four field goals earlier in the game.

Wisconsin assumed a 13-0 lead on a pair of Gregoire three pointers and a 3-yard TD pass from Mike Howard to Thad McFadden. The Badgers out-gained their SEC foe both on the ground and through the air.

However, UW was assessed 13 penalties for 133 yards, both Hall of Fame Bowl records. The Badgers also threw two interceptions.

Kentucky, which was making its second straight postseason appearance in Birmingham, had no turnovers.



Wisconsin	10	6	3	0	—	19
Kentucky	0	7	10	3	—	20

Team statistics	UW	Kent.
First downs	17	19
Rushing yards	36-181	37-124
Passes	19-30-2	18-34-0
Passing yards	203	188
Total offense	384	312
Punts-avg	5-41	6-38
Fumbles-lost	0-0	1-0
Penalties-yards	13-133	6-49

Individual leaders

Rushing: Armentrout (W) 15-105, Harrison (W) 14-52, Adams (K) 18-62. *Passing:* Howard (W) 19-29-1-203, Ramsdell (K) 18-34-0-188. *Receiving:* Pearson (W) 5-55, Toon (W) 4-48, Phillips (K) 6-55.

► 1994 Rose Bowl

Wisconsin 21, UCLA 16

PASADENA, Calif. — The Wisconsin defense forced six turnovers, while the offense churned out 250 yards rushing as the Badgers downed UCLA 21-16 in the Rose Bowl. It was the Badgers' first-ever New Year's Day bowl victory.

More than 70,000 Badger fans attended the game and provided a distinct home-field advantage in the Bruins' home facility.

Tailback Brent Moss, the Rose Bowl MVP, helped the UW to a 14-3 halftime lead by scoring on a pair of short runs. Moss rushed for 158 yards on 36 carries.

Wisconsin extended its lead to 21-10 when Darrell Bevell provided the game's most unlikely play. On second down from the UCLA 21, Bevell broke containment and weaved his way to the end zone for the game-winning points.

Trailing 21-16, UCLA's final drive made it to the Badger 18-yard line before

Wayne Cook was stopped and the clock expired before the Bruins could run another play.

"The win, as much as it was for our players and coaches, was for our fans," said Coach Barry Alvarez. "They supported us all the way."



UCLA	3	0	0	13	—	16
Wisconsin	7	7	0	7	—	21

Team statistics	UW	UCLA
First downs	21	31
Rushing yards	46-250	40-212
Passes	10-20-1	28-43-1
Passing yards	96	288
Total offense	346	500
Punts-avg	6-38	2-35
Fumbles-lost	2-0	5-5
Penalties-yards	12-89	9-95

Individual leaders

Rushing: Moss (W) 36-158, Fletcher (W) 7-64, Davis (UCLA) 13-88.

Passing: Bevell (W) 10-20-1-96, Cook (UCLA) 28-43-1-288. *Receiving:* Dawkins (W) 4-33, Stokes (UCLA) 14-176.

► 1995 Hall of Fame Bowl

Wisconsin 34, Duke 20


TAMPA, Fla. — Senior Terrell Fletcher rushed for a Hall of Fame Bowl-record 241 yards as Wisconsin won its second January bowl game in as many years with a 34-20 triumph over Duke.

Fletcher gained 190 yards and scored two touchdowns in the second half to ice the win. Wisconsin intercepted three passes in the opening half. Jeff Messenger's 19-yard return of one of those pickoffs resulted in the Badgers' first score.

Duke eventually tied the game in the third period before Fletcher took over the contest. Fletcher broke the deadlock with a one-yard run late in the third quarter. Jason Burns extended the margin to 27-13 with an 11-yard reception from Darrell Bevell.

After the Blue Devils cut the margin to seven (27-20) on Robert Baldwin's second score, Fletcher turned a critical third-and-one play into a 49-yard touchdown run to clinch the win.

More than 30,000 fans made the trip to Tampa as Wisconsin won its third game in a row and second bowl in two years to close the season 8-3-1.



Duke	0	10	3	7	—	20
Wisconsin	13	0	7	14	—	34

Team statistics	UW	Duke
First downs	19	23
Rushing yards	48-285	29-85
Passes	11-20-1	28-46-4
Passing yards	161	314
Total offense	446	399
Punts-avg	1-38	4-43
Fumbles-lost	2-2	0-0
Penalties-yards	12-86	5-40

Individual leaders

Rushing: Fletcher (W) 39-241, Burns (W) 6-45, Baldwin (D) 21-70.


Passing: Bevell (W) 11-20-1-161, Fischer (D) 28-46-4-314. *Receiving:* Dawkins (W) 3-29, Khayat (D) 11-109, Jensen (D) 6-97.

► 1996 Copper Bowl

Wisconsin 38, Utah 10

TUCSON, Ariz. — Freshman tailback Ron Dayne concluded his remarkable rookie season with a 246-yard, three-touch-down performance in Wisconsin's 38-10 win over Utah in the Copper Bowl.

Dayne was named the game's Most Valuable Player. He totalled 152 yards by halftime as the Badgers opened up a commanding 31-3 lead. QB Mike Samuel got the UW on the board with a 38-yard run. After Utah kicked a field goal, Dayne scored (two carries for 77 yards) to give the Badgers a 14-3 lead.



The Utes were driving again when Cyrill Weems intercepted a pass and returned it 82 yards for a TD and a 21-3 bulge. The Badgers' secondary picked off four Mike Fouts' passes.

The featured matchup between Dayne and Utah's Chris Fuamatu-Ma'afala, the nation's two largest runners, never materialized. The

Ute ballcarrier hurt his ankle early in the game.

Badger defensive end Tarek Saleh was game defensive MVP with six tackles, one for a loss, one pass broken up and a blocked field goal. It was the Badgers' third bowl win in four seasons.

Wisconsin 14 17 0 7 — 38
Utah 3 0 0 7 — 10

Wisconsin	14	17	0	7	—	38
Utah	3	0	0	7	—	10

Team statistics	UW	Utah
First downs	16	26
Rushing yards	45-349	31-103
Passes	2-6-0	27-49-4
Passing yards	16	327
Total offense	365	430
Punts-avg	2-41	2-31
Fumbles-lost	2-1	1-0
Penalties-yards	3-31	2-11

Individual leaders

Rushing: Dayne (W) 30-246, Samuel (W) 5-44, Johnson (U) 20-88.
Passing: Samuel (W) 2-6-0-16, Fouts (U) 27-49-4-327. *Receiving:* Hayes (W) 1-9, Keehan (U) 6-100, Dyson (U) 6-95.

► 1998 Outback Bowl

Georgia 33, Wisconsin 6

TAMPA, Fla. — A potent offense and suffocating defense were on display in Georgia's 33-6 win over the Badgers in the 1998 Outback Bowl.

Buoyed by a game MVP performance from Bulldog QB Mike Bobo (26-28 passing for 235 yards), the Bulldogs scored the game's opening 33 points.

UGA completed 89.7 percent of its passes, the best-ever mark vs. a Badger defense.

A 12-yard pass from back-up quarterback Scott Kavanagh to tight end Dague Retzlaff was the Badgers' lone tally.

In a game that featured two of the nation's best runners — Wisconsin's Ron Dayne and Georgia's Robert Edwards — the Bulldog ballcarrier was the most effective. Edwards rushed for 110 yards and, more importantly, scored three TDs.

Georgia's multi-threat receiver Hines Ward caught a bowl-game record 12 passes (122 yards), threw one pass (incomplete) and rushed seven times (for eight yards).


"I don't think we played our best game," Wisconsin Coach Barry Alvarez said. "But I think Georgia had an awful lot to do with that."

Wisconsin	0	0	0	6	—	6
Georgia	12	7	7	7	—	33

Team statistics	UW	Ga.
First downs	18	25
Rushing yards	29-74	41-207
Passes	14-36-2	26-29-0
Passing yards	160	235
Total offense	234	442
Punts-avg	5-44	3-36
Fumbles-lost	0-0	2-1
Penalties-yards	7-71	5-27

Individual leaders

Rushing: McCullough (W) 4-37, Dayne (W) 14-36, Edwards (G) 22-110. *Passing:* Samuel (W) 8-27-2-84, Kavanagh (W) 6-9-0-76, Bobo (G) 26-28-0-235. *Receiving:* Hayes (W) 5-44, Chambers (W) 4-46, Ward (G) 12-122.



► 1999 Rose Bowl

Wisconsin 38, UCLA 31

PASADENA, Calif. — The 85th Rose Bowl was billed as a battle between Wisconsin's nationally rated defense and UCLA's vaunted offense. In truth, the Badgers' Ron Dayne ramled his way to four touchdowns and the UW defense got a stop in the final minute to earn a hard-fought 38-31 Rose Bowl triumph over the sixth-ranked Bruins.



UCLA's defense struggled to stop Dayne, whose 246 yards rushing were one yard shy of the game record. The Badgers mixed in some timely running (65 yards) and passing (154) from QB Mike Samuel in building a 31-21 lead in the third period.

The Bruins cut the lead to three on Jermaine Lewis' second TD and were driving again when freshman Jamar Fletcher intercepted all-American Cade

McNown and returned the pick for a TD.

Once again UCLA battled back and pulled within 38-31. The Bruins' last-gasp drive started on their 46-yard line with 1:42 left. Three incompletions by McNown set up Wendell Bryant's game-clinching sack on fourth down.

The Badgers had beaten UCLA in Pasadena for the second time in six years. More than 55,000 Badger fans enjoyed the school's second Rose Bowl win. Dayne's record-setting performance earned him bowl MVP honors.

Wisconsin	7	17	7	7	—	38
UCLA	7	14	7	3	—	31

Team statistics	UW	UCLA
First downs	22	25
Rushing yards	48-343	38-120
Passes	9-17-0	21-36-1
Passing yards	154	418
Total offense	497	538
Punts-avg	5-41	3-47
Fumbles-lost	2-1	1-1
Penalties-yards	7-45	9-94

Individual leaders

Rushing: Dayne (W) 27-246, Samuel (W) 13-65, Lewis (UCLA) 10-50, Foster (UCLA) 10-38. *Passing:* Samuel (W) 9-17-0-154, McNown (UCLA) 19-34-1-340. *Receiving:* Davis (W) 3-57, Sigmund (W) 2-38, Farmer (UCLA) 7-142, Price (UCLA) 3-102, Melsby (UCLA) 3-66.

► 2000 Rose Bowl

Wisconsin 17, Stanford 9

PASADENA, Calif. — In what was supposed to be a battle of high-powered offense, the 86th Rose Bowl game between Wisconsin and Stanford ended up a defensive struggle. The Badgers, getting a boost from Heisman Trophy winner Ron Dayne, rallied in the second half for a 17-9 win over the Cardinal. In the process, Wisconsin became the first Big Ten school in history to win the Rose Bowl in back-to-back seasons.

Dayne, whose 64-yard run on the second play of the second half energized the Big Ten champs, gained game MVP honors for the second year in a row. Dayne's stats in his final game as a Badger included 200 yards on 34 carries.

The Badger defense bottled up Stanford's running attack all game and limited the Cardinal to minus five yards rushing (tied for the second-best mark in school history). QB Todd Husak threw for 258 yards, but UW's defense dictated the action for most of the game.

Wisconsin had built a 17-9 lead in the second half on TD runs by Dayne and Brooks Bollinger, but it took another defensive stand to clinch the win. Stanford's final drive ended when Husak was sacked on fourth down with just over a minute left.


Barry Alvarez joined Woody Hayes as the only coaches in Big Ten history to win at least three Rose Bowl games.

Stanford	0	9	0	0	—	9
Wisconsin	0	3	7	7	—	17

Team statistics	UW	Stan.
First downs	16	14
Rushing yards	53-226	27-(-5)
Passes	7-14-0	18-35-0
Passing yards	105	264
Total offense	331	259
Punts-avg	8-43	8-38
Fumbles-lost	0-0	2-0
Penalties-yards	8-72	7-50

Individual leaders

Rushing: Dayne (W) 34-200, Kuhns (W) 2-10, Bollinger (W) 12-9, Wire (S) 5-6. *Passing:* Bollinger (W) 7-14-0-105, Husak (S) 17-34-0-258. *Receiving:* Chambers (W) 5-76, Sigmund (W) 2-29, Pitts (S) 6-81, Usa (S) 3-60, Walters (S) 3-52, Davis (S) 3-44.



Bowl Superlatives

Rushing Attempts: 39, Terrell Fletcher vs. Duke, 1995 Hall of Fame
Rushing Yardage: 246, Ron Dayne vs. Utah, 1996 Copper & Dayne vs. UCLA, 1999 Rose
TDs Rushing: 4, Ron Dayne vs. UCLA, 1999 Rose
Long Run: 64, Ron Dayne vs. Stanford, 2000 Rose
Pass Attempts: 48, Ron Vander Kelen vs. USC, 1963 Rose
Pass Completions: 33, Ron Vander Kelen vs. USC, 1963 Rose
Passing Yardage: 401, Ron Vander Kelen vs. USC, 1963 Rose
TDs Passing: 2, three times
Longest Pass: 87, Randy Wright vs. Kansas State, 1982 Independence
Receptions: 11, Pat Richter vs. USC, 1963 Rose
Receiving Yardage: 163, Pat Richter vs. USC, 1963 Rose
TD Receptions: 1, nine times (MR: Dague Retzlaff vs. Georgia, '98 Outback)
Longest Reception: 87, Tim Stracka vs. Kansas State, 1982 Independence
Total Plays: 57, Ron Vander Kelen vs. USC, 1963 Rose
Total Offense: 406, Ron Vander Kelen vs. USC, 1963 Rose
Points: 24, Ron Dayne vs. UCLA, 1999 Rose
PATs: 5, three times
Field Goals: 4, Todd Gregoire vs. Kentucky, 1984 Hall of Fame
Longest Field Goal: 48, John Hall vs. Duke, 1995 Hall of Fame
Punt Returns: 3, Thad McFadden vs. Tennessee, 1981 Garden State & Keith Jackson vs. Duke, 1995 Hall of Fame
Punt Return Yardage: 75, Thad McFadden vs. Kentucky, 1984 Hall of Fame
Longest Punt Return: 67, Thad McFadden vs. Kentucky, 1984 Hall of Fame
Kickoff Returns: 5, Michael Jones vs. Kentucky, 1984 Hall of Fame
Kickoff Return Yardage: 100, Michael Jones vs. Kentucky, 1984 Hall of Fame
Longest Kickoff Return: 44, Thad McFadden vs. Tennessee, 1981 Garden State
Punting Average: 43.6, Kevin Stemke vs. Georgia, 1998 Outback
Longest Punt: 61, George Winslow vs. Kansas State, 1982 Independence
Interceptions: 1, fourteen times (MR: Jamar Fletcher vs. UCLA, 1999 Rose)
Interception Yardage: 82, Cyrill Weems vs. Utah, 1996 Copper
Longest Interception Return: 82, Cyrill Weems vs. Utah, 1996 Copper

Badger Bowl Facts

All-time record: 6-6
 Consecutive seasons with a bowl: 4

BOWLS (years)	W-L
Rose (1953-60-63-94-99-00)	3-3
Copper (1996)	1-0
Garden State (1981)	0-1
Independence (1982)	1-0
Hall of Fame (1984-95)	1-1
Outback (1998)	0-1
Totals	6-6

COACHES IN BOWLS	W-L
Barry Alvarez	5-1
Milt Bruhn	0-2
Dave McClain	1-2
Ivy Williamson	0-1
Totals	6-6

BOWL GAME MVPs
 Ron Vander Kelen vs. USC, 1963 Rose
 Randy Wright vs. Tennessee, 1981 Garden State
 Brent Moss vs. UCLA, 1994 Rose
 Terrell Fletcher vs. Duke, 1995 Hall of Fame
 Ron Dayne vs. Utah, 1996 Copper
 Ron Dayne vs. UCLA, 1999 Rose
 Ron Dayne vs. Stanford, 2000 Rose

► Badger career bowl statistics

Rushing Yardage

Player	Att	Yds	TD
Ron Dayne	105	728	8
Terrell Fletcher	36	305	2
Brent Moss	36	158	2
Alan Ameche	28	133	0
Mike Samuel	28	108	1

Tackles

Player	UT	AT	Tot.
Jason Doering	24	7	31
Donnel Thompson	20	9	29
Jim Melka	13	15	28
Pete Monty	15	10	25
Tim Krumrie	21	4	25

Passing Yardage

Player	Pass.	Yds	TD
Ron Vander Kelen	48-33	401	2
Randy Wright	45-18	306	4
Darrell Bevell	40-21	306	1
Mike Samuel	50-19	254	0

Interceptions


Player	Int	Yds	TDs
Jeff Messenger	2	19	0
Cyrill Weems	1	82	1
Jamar Fletcher	1	46	1
Pete Monty	1	24	0
Jason Suttle	1	17	0

Receiving Yardage

Player	Rec	Yds	TD
Pat Richter	11	163	2
Chris Chambers	11	148	0
Thad McFadden	7	104	0
Jeff Nault	7	96	1
Louis Holland	8	72	0




Tackles for loss

Player	TFL	Yds
Tom Burke	6	15
Wendell Bryant	4	17
Bob Adamov	3	18



Ron Dayne was named MVP of three bowl games during his remarkable career. He rushed for 728 yards in four post-season bowl games as a Badger.

Records



Team Records

Top total offenses

455.2
5,462 yards in '93

423.6
5,083 yards in '94

417.2
5,006 yards in '99

Top rushing offenses

287.5
3,162 yards in '74

275.4
3,305 yards in '99

270.8
2,437 yards in '57

Top passing offenses

221.7
2,439 yards in '95

216.5
2,381 yards in '83

204.4
2,453 yards in '93

Top scoring offenses

34.1
409 points in '99

32.6
359 points in '83

32.2
322 points in '62

► Team offense game

RUSHING

Yards: 551 vs. Northwestern (79 att.), 1974
Attempts: 79 vs. Northwestern (551 yards), 1974
Average per carry: 8.91 vs. Hawaii (56-499), '96
Touchdowns: 7 vs. Missouri, 1974; Northwestern, 1981; Northwestern, 1993; Eastern Michigan, 1994; Indiana, 1999

PASSING

Yards: 423 vs. Minnesota (31-48), 1993
Attempts: 54 vs. Iowa (25 comp.), 1983
Completions: 35 vs. Iowa (51 att.), 1995
Completion percentage: .947 vs. Northwestern (18-19), 1993
Touchdowns: 5 vs. Nevada, 1993; Purdue, 1993
Interceptions: 6 vs. Northwestern, 1956; Washington, 1968; Iowa, 1982

SCORING

Points: 69 vs. New Mexico State, 1962
Field goals: 4 vs. Minnesota, 1976; Kentucky, 1984; Bowling Green, 1992; Purdue, 1992; Minnesota, 1998; Michigan State, 1999

TOTAL OFFENSE

Yards: 705 vs. Indiana (461 rushing, 244 passing), 1999
Plays: 97 vs. Iowa (395 yards), 1969; Illinois (561 yards), 1969

KICKOFF RETURNS

Yards: 196 vs. Iowa (8 ret.), 1961
Returns: 10 vs. Ohio State (161 yards), 1969; Michigan (174 yards), 1988
Avg. per return: 46.0 vs. N. Illinois (3-138), 1985

PUNT RETURNS

Yards: 277 vs. Iowa (7 ret.), 1947
Returns: 11 vs. Indiana (96 yards), 1951
Average per return: 39.6 vs. Iowa (7-277), 1947

PUNTING

Yards: 504 vs. Miami, Fla. (13 punts), 1989
Punts: 13 vs. Miami, Fla. (504 yards), 1989
Avg. per punt: 52.3 vs. Missouri (4-209), 1974

MISCELLANEOUS

Most fumbles: 10 vs. Indiana, '51; Ohio St., '75
Most fumbles lost: 6 vs. Michigan State, 1963; Minnesota, 1964
Highest third-down percent: .909 vs. Northwestern (10-11), 1993
Most penalties: 13 vs. Oregon (91 yards), 1978; Kentucky (133 yards), 1984
Most penalty yards: 133 vs. Kentucky (13 penalties), 1984
Fewest penalties: 0, many times (MR: vs. Minnesota, 1992)

► Team offense season

RUSHING

Yards: 3,305 in 1999
Average per game: 287.5 in 1974 (3,162 yards)
Attempts: 636 in 1999
Average per carry: 5.4 in 1994 (545-2,934)
Touchdowns: 38 in 1974

PASSING

Yards: 2,453 yards in 1994
Average per game: 221.7 in 1995 (2,439 yards)
Attempts: 340 in 1982 (179 comp.)
Completions: 206 in 1995 (332 att.)
Completion percentage: .675 in 1993 (191-283)
Touchdowns: 20 in 1993 and 1994
Interceptions: 25 in 1965

SCORING

Points: 409 in 1999
Average per game: 34.1 in 1999 (409 points)
Field goals: 22 in 1992

TOTAL OFFENSE

Yards: 5,462 in 1993
Average per game: 455.2 in 1993 (5,462 yards)
Plays: 886 in 1993 (5,462 yards)

KICKOFF RETURNS

Yards: 1,164 in 1986 (53 ret.)
Returns: 61 in 1988 (1,072 yards)
Average per return: 24.3 in 1999 (20-485)

PUNT RETURNS

Yards: 524 in 1947 (30 ret.)
Returns: 51 in 1951 (428 yards)
Average per return: 17.5 in 1947 (30-524)

PUNTING

Yards: 3,155 in 1998 (72 punts)
Punts: 81 in 1968 (3,047 yards)
Average per punt: 43.8 in 1998 (72-3,155)

MISCELLANEOUS

Most fumbles: 47 in 1988
Most fumbles lost: 30 in 1970
Highest third-down percent: .583 in 1993

► **Team defense game**

RUSHING

Yards: -18 by Iowa (34 att.), 1951
Attempts: 16 by Marquette (5 yards), 1946
Avg. per carry: -0.5 by Iowa (34-minus 18), 1951
Touchdowns: 0, many times

PASSING

Yards: 0, six times (MR: vs. Minnesota, 1977)
Attempts: 3, twice (MR: vs. Ohio State, 1961)
Completions: 0, five times (MR: vs. Minnesota, 1977)
Completion percentage: .000, five times (MR: vs. Minnesota, 1977)
Touchdowns: 0, many times
Interceptions: 7 by Minnesota, 1954

SCORING

Points: 0, many times (MR: vs. Indiana, 1999)

TOTAL OFFENSE

Yards: 71 vs. Cal (24 rushing, 47 passing), 1946

MISCELLANEOUS

Most fumbles: 10 by Syracuse, 1972
Most fumbles lost: 7 by Syracuse, 1972
Lowest third-down percentage: .077 by Boise State (1-13), 1997; by San Jose State (1-13), 1997
Most penalties: 15 by Illinois (151 yards), 1981
Most penalty yards: 151 by Illinois (15 pen.), '81
Fewest penalties: 0, many times
Lowest time of possession: 9:17 by Hawaii, 1987

► **Team defense season**

RUSHING

Yards: 601 in 1951
Average per game: 66.8 in 1951 (601 yards)
Attempts: 345 in 1951
Average per carry: 1.7 in 1951
Touchdowns: 5 in 1998

PASSING

Yards: 661 in 1953
Average per game: 65.2 in 1975 (717 yards)
Attempts: 121 in 1948
Completions: 44 in 1956
Completion percentage: .369 in 1953
Touchdowns: 3 in 1963
Interceptions: 25 in 1965

SCORING


Points: 59 in 1951
Average per game: 6.6 in 1951 (59 points)

TOTAL OFFENSE

Yards: 1,393 in 1951
Average per game: 154.8 in 1951 (1,393 yards)

MISCELLANEOUS

Most fumbles forced: 43 in 1976
Most fumbles recovered: 25 in 1972
Lowest third-down conversion pct.: .166 in 1982
Most turnovers created: 41 in 1959



The 1951 defense, nicknamed the "Hard Rocks," led the nation in total (154.8 per game) and scoring (6.6) defense.

Top total defenses

154.8
 1,393 yards in '51
 231.0
 2,079 yards in '54
 244.1
 2,197 yards in '58

Top rushing defenses

66.8
 601 yards in '51
 92.2
 1,106 yards in '98
 109.9
 1,319 yards in '99

Top passing defenses

65.2
 717 yards in '75
 73.4
 661 yards in '53
 77.2
 695 yards in '57

Top scoring defenses

6.6
 59 points in '51
 8.6
 77 points in '58
 10.8
 97 points in '50

Single-game Offensive Bests

MOST TOTAL PLAYS

97 Iowa (395 yards), 1969
 97 Illinois (561 yards), 1969
 93 Northwestern (572 yards), 1951
 91 Kansas (477 yards), 1976
 90 Minnesota (605 yards), 1993
Opponent: 104, Purdue (540 yards), 1996

MOST TOTAL OFFENSIVE YARDS

705 Indiana (461 rush., 244 pass.), 1999
 632 Indiana (372 rush., 260 pass.), 1994
 630 Wyoming (548 rush., 82 pass.), 1973
 625 N'western (406 rush., 219 pass.), 1983
 608 N'western (551 rush., 57 pass.), 1974
 605 Minnesota (182 rush., 423 pass.), 1993
 604 Iowa (420 rush., 184 pass.), 1999
 602 Hawaii (499 rush., 103 pass.), 1996
 579 San Jose St. (403 rush., 176 pass.), '97
 578 N'western (406 rush., 172 pass.), 1982
Opponent: 645, Michigan State (295 rush., 350 pass.), 1978

MOST RUSHING ATTEMPTS

79 Northwestern (551 yards), 1974
 74 Indiana (294 yards), 1973
 73 Northwestern (337 yards), 1989
Opponent: 79 by Michigan (415 yards), 1973

MOST RUSHING YARDS

551 Northwestern (79 att.), 1974
 548 Wyoming (70 att.), 1973
 499 Hawaii (56 att.), 1996
 475 Northwestern (61 att.), 1981
 461 Indiana (56 att.), 1999
 441 Marquette (65 att.), 1956
 435 Minnesota (70 att.), 1974
 420 Iowa (60 att.), 1999
 412 Northwestern (n/a), 1957
 406 Northwestern (55 att.), 1982
Opponent: 452 by Kansas (66 att.), 1975

HIGHEST AVERAGE PER RUSH

8.91 Hawaii (56-499), 1996
 8.29 Northwestern (49-406), 1983
Opponent: 9.64, Michigan State (34-328), 1955

MOST RUSHING TOUCHDOWNS

7 Missouri, 1974
 7 Northwestern, 1981
 7 Northwestern, 1993
 7 Eastern Michigan, 1994
 7 Indiana, 1999
Opponent: 7, Ohio State, 1975; Michigan, 1988

MOST PASSING ATTEMPTS

54 Iowa (25 comp.), 1983
 51 Iowa (35 comp.), 1995
 49 USC (34 comp.), 1963
Opponent: 83, Purdue (55 comp.), 1998

MOST COMPLETIONS

35 Iowa (51 att.), 1995
 34 USC (49 att.), 1963
 31 Minnesota (48 att.), 1993
Opponent: 55, Purdue (83 att.), 1998

HIGHEST COMPLETION PERCENTAGE

1.000 Missouri (9-9), 1974
 .947 Northwestern (18-19), 1993
 .923 San Diego St. (12-13), 1997
 .923 Ohio (12-13), 1998
Opponent: .897, Georgia (26-29), 1998

MOST PASSING YARDS

423 Minnesota (31-48), 1993
 419 USC (34-49), 1963
 355 Northwestern (21-31), 1990
 352 Iowa (35-51), 1995
 325 Iowa (25-54), 1983
 319 Ohio State (23-39), 1983
 317 Purdue (16-33), 1983
 312 Minnesota (20-41), 1961
 303 Purdue (20-30), 1982
 302 Minnesota (17-27), 1995
Opponent: 494, Purdue (55-83), 1998

MOST PASSING TOUCHDOWNS

5 Nevada, 1993
 5 Purdue, 1993
Opponent: 4, Michigan State, 1978; Purdue, 1979; Iowa, 1983; Purdue, 1987; Miami, Fla., 1989

MOST TIME OF POSSESSION (since '84)

40:43 Hawaii, 1987
 39:35 Michigan State, 1999
 38:58 Purdue, 1993
Opponent: 42:04, Purdue, 1995

MOST POINTS

69 New Mexico State, 1962
 62 Indiana, 1994
 60 Marquette, 1957
 59 Missouri, 1974
 59 Hawaii, 1996
 59 Indiana, 1999
Opponent: 62, Michigan, 1988

MOST FIELD GOALS

4 Minnesota, 1976
 4 Kentucky, 1984
 4 Bowling Green, 1992
 4 Purdue, 1992
 4 Minnesota, 1998
 4 Michigan State, 1999
Opponent: 5, Illinois, 1982; Illinois, 1984; Michigan State, 1988

MOST PUNTS

13 Miami, Fla. (504 yards), 1989
 12 Nebraska (444 yards), 1965
 12 Iowa (432 yards), 1968
Opponent: 16, Indiana (579 yards), 1951

MOST PUNTING YARDS

504 Miami, Fla. (13 punts), 1989
 453 Wyoming (10 punts), 1986
 445 Michigan (10 punts), 1998
 444 Nebraska (12 punts), 1965
Opponent: 579, Indiana (16 punts), 1951

HIGHEST AVERAGE PER PUNT (min. 4 punts)

52.3 Missouri (4-209), 1974
 52.2 Kansas (5-261), 1976
 52.0 UNLV (5-260), 1986
Opponent: 51.7, Northwestern (7-362), 1982

MOST PUNT RETURNS

11 Indiana (96 yards), 1951
 9 Indiana (150 yards), 1962
Opponent: 10, Purdue (110 yards), 1951

MOST PUNT RETURN YARDS

277 Iowa (7 ret.), 1947
 156 Murray State (5 ret.), 1999
 153 Northern Illinois (7 ret.), 1971
 150 Indiana (9 ret.), 1962
 146 Western Illinois (4 ret.), 1991
Opponent: 175, Indiana (8 ret.), 1970

HIGHEST AVERAGE PER RETURN (min. 3 ret.)

39.6 Iowa (7-277), 1947
 36.5 Western Illinois (4-146), 1991
Opponent: 35.3, Ohio State (3-106), 1975

MOST KICKOFF RETURNS

10 Ohio State (161 yards), 1969
 10 Michigan (174 yards), 1988
 9 Michigan State (147 yards), 1988
 9 Miami, Fla. (132 yards), 1989
Opponent: 9, Illinois (192 yards), 1961

MOST KICKOFF RETURN YARDS

196 Iowa (8 ret.), 1961
 189 Michigan (6 ret.), 1968
 189 Minnesota (5 ret.), 1995
 187 Indiana (6 ret.), 1971
Opponent: 192, Illinois (9 ret.), 1961

HIGHEST AVERAGE PER RETURN (min. 3 ret.)

46.0 Northern Illinois (3-138), 1985
 44.0 Northwestern (4-176), 1984
 41.3 Northwestern (4-165), 1976
Opponent: 48.3, Washington (3-145), 1968

HIGHEST THIRD-DOWN PERCENTAGE (since 1980)

.909 Northwestern (10-11), 1993
 .750 SMU (9-12), 1995
 .714 Minnesota (10-14), 1996
 .706 Northwestern (12-17), 1989
Opponent: .769, Mich. State (10-13), 1985

Single-game Defensive Bests

Wisconsin Offensive Trends

FEWEST RUSHING ATTEMPTS

- 16 Marquette (5 yards), 1946
 - 20 BYU (93 yards), 1980
 - 20 Purdue (76 yards), 1998
 - 21 Iowa (63 yards), 1964
 - 21 Purdue (36 yards), 1984
- Wisconsin: 17, Purdue (50 yards), 1995*

FEWEST RUSHING YARDS

- 18 Iowa (34 att.), 1951
 - 5 San Diego State (26 att.), 1980
 - 5 Stanford (27 att.), 2000
 - 5 Marquette (16 att.), 1946
 - 8 Michigan State (33 att.), 1954
 - 13 Pennsylvania (44 att.), 1951
 - 15 Northwestern (24 att.), 1978
 - 18 Northwestern (23 att.), 1980
 - 19 Northwestern (30 att.), 1982
 - 20 Iowa (35 att.), 1947
 - 21 Ball State (27 att.), 1999
- Wisconsin: -51, Notre Dame (28 att.), 1964*

FEWEST PASSING ATTEMPTS

- 3 Ohio State (1 comp.), 1958
 - 3 Ohio State (2 comp.), 1961
 - 4 Michigan State (0 comp.), 1960
 - 4 Minnesota (2 comp.), 1960
 - 4 Kansas State (2 comp.), 1964
- Wisconsin: 3, Illinois (1 comp.), 1953; Purdue (1 comp.), 1958*

FEWEST COMPLETIONS


- 0 Northwestern (6 att.), 1956
 - 0 Michigan State (4 att.), 1961
 - 0 Minnesota (4 att.), 1972
 - 0 Purdue (7 att.), 1975
 - 0 Minnesota (3 att.), 1977
 - 1 on eight occasions (MR: vs. Kansas [3 att.], 1975)
- Wisconsin: 0, Ohio State (8 att.), 1989*

FEWEST PASSING YARDS

- 0 Indiana (1-8), 1951
 - 0 Northwestern (0-6), 1956
 - 0 Michigan State (0-4), 1961
 - 0 Minnesota (0-4), 1972
 - 0 Purdue (0-7), 1975
 - 0 Minnesota (0-3), 1977
 - 2 Kansas (1-3), 1975
 - 13 Ohio State (1-3), 1958
 - 14 Marquette (3-17), 1949
 - 15 Michigan (4-21), 1959
 - 15 Washington (2-5), 1968
 - 15 Michigan State (1-11), 1972
- Wisconsin: 0, Purdue (1-3), 1958; Ohio State (0-8), 1989*

LOWEST COMPLETION PERCENTAGE

- .000 Northwestern (0-6), 1956
 - .000 Michigan State (0-4), 1961
 - .000 Minnesota (0-4), 1972
 - .000 Purdue (0-7), 1975
 - .000 Minnesota (0-3), 1977
 - .091 Michigan State (1-11), 1972
- Wisconsin: .000, Ohio State (0-8), 1989*



Chris Ghidorzi (16) and Donnell Thompson (44) keyed a UW defense that limited Stanford to minus five yards rushing in the 2000 Rose Bowl.

MOST PASSES HAD INTERCEPTED

- 7 Minnesota, 1954
 - 6 on six occasions (MR: vs. Northwestern, 1983)
- Wisconsin: 6, Northwestern, 1956; Washington, 1968; Iowa, 1982*

MOST INTERCEPTION RETURN YDS.

- 149 vs. Minnesota (4 int.), 1983
- 139 vs. Penn (3 int.), 1951
- 131 vs. Purdue (2 int.), 1954
- 124 vs. Iowa (4 int.), 1991

FEWEST TOTAL YARDS

- 71 Cal (24 rush., 47 pass.), 1946
 - 74 Marquette (60 rush., 14 pass.), 1949
 - 78 Illinois (25 rush., 54 pass.), 1977
 - 82 Iowa (-18 rush., 100 pass.), 1951
 - 102 Ohio (65 rush., 37 pass.), 1998
 - 106 Ohio State (61 rush., 45 pass.), 1951
 - 113 Northwestern (23 rush., 90 pass.), 1951
 - 115 Marquette (5 rush., 110 pass.), 1946
 - 116 Illinois (32 rush., 84 pass.), 1948
 - 117 Marquette (43 rush., 74 pass.), 1956
 - 119 Mich. State (72 rush., 47 pass.), 1983
- Wisconsin: 59, Iowa (47 rush., 12 pass.), 1954*

FEWEST POINTS

- 0, several times (MR vs. Indiana, 1999)
- Wisconsin: 0, several times (MR vs. Syracuse, 1997)*

FEWEST PUNTS

- 0, several times (MR vs. Minnesota, 1987)
- Wisconsin: 0, several times (MR vs. Indiana, 1999)*

MOST FUMBLES

- 10 Syracuse, 1972
 - 9 Purdue, 1951
 - 8 Northwestern, 1956
 - 8 Northwestern, 1975
 - 8 Michigan State, 1980
- Wisconsin: 10, Indiana, 1951; Ohio State, 1975*

MOST FUMBLES RECOVERED

- 7 Syracuse, 1972
 - 6 Purdue, 1951
 - 6 Northwestern, 1956
 - 6 Indiana, 1968
- Wisconsin: 6, Michigan State, 1963; Minnesota, 1964*

LOWEST THIRD-DOWN PERCENTAGE (since 1980)

- .077 Boise State (1-13), 1997
 - .077 San Jose State (1-13), 1997
 - .083 Western Michigan (1-12), 1988
 - .091 UNLV (1-11), 1998
 - .100 Northwestern (1-10), 1993
- Wisconsin: .077, Ohio State (1-13), 1990*

MOST PENALTIES

- 15 Illinois (151 yards), 1983
 - 14 Minnesota (130 yards), 1962
 - 14 Arizona State (145 yards), 1968
 - 14 Iowa (101 yards), 1981
- Wisconsin: 13, Oregon (91 yards), 1978; Kentucky (133 yards), 1984*

MOST PENALTY YARDS

- 151 Illinois (15 pen.), 1983
 - 145 Arizona State (14 pen.), 1968
 - 130 Minnesota (14 pen.), 1962
 - 124 Iowa (13 pen.), 1961
- Wisconsin: 133, Kentucky (13 pen.), 1984*

Wisconsin Offensive Trends

Year	GP	Total Offense		Rushing				Passing				1st Dwn.	3rd Dwn.	Fum.	Pen. Yds.	Scoring		
		Yards	YPG	Att.	Yards	YPG	TD	Cmp-Att-Int.	Pct.	Yds	YPG					TD	Pts	PPG
1999	12	5,006	417.2	636	3,305	275.4	36	122-219-3	55.7	1,701	141.8	10	261	45.4	14-8	604	409	34.1
1998	12	3,954	329.5	600	2,591	215.9	30	105-200-5	52.5	1,363	113.6	10	199	40.6	13-5	423	382	31.8
1997	13	4,500	346.2	615	2,458	189.1	27	158-288-13	54.9	2,042	157.1	9	242	44.8	27-14	447	291	22.4
1996	13	5,025	386.5	587	3,242	249.4	34	152-260-10	58.3	1,783	137.2	10	256	47.4	19-8	565	377	29.0
1995	11	3,857	350.6	421	1,418	128.9	12	206-332-12	62.0	2,439	221.7	17	207	43.8	18-8	275	235	21.4
1994	12	5,083	423.6	545	2,934	244.5	25	181-306-15	59.2	2,149	179.1	20	262	41.3	22-11	608	357	29.8
1993	12	5,462	455.2	603	3,009	250.8	29	191-283-11	67.5	2,453	204.4	20	298	58.3	18-9	421	354	29.5
1992	11	3,569	324.5	481	1,848	168.0	9	140-284-7	49.3	1,721	156.5	10	204	35.8	21-11	426	212	19.3
1991	11	2,654	241.3	381	1,042	94.7	9	146-287-13	50.9	1,612	146.5	9	144	35.8	24-9	559	172	15.6
1990	11	2,967	269.7	415	1,063	96.6	9	175-311-15	56.3	1,904	173.1	5	177	37.8	22-15	425	133	12.1
1989	11	2,994	272.2	536	2,059	187.2	14	95-215-10	44.2	935	85.0	3	174	33.7	24-14	329	172	15.6
1988	11	2,918	265.3	555	1,646	149.6	7	106-226-14	46.9	1,272	115.6	2	170	27.9	47-24	514	106	9.6
1987	11	3,293	299.4	554	2,227	202.5	18	79-170-8	46.5	1,066	96.9	3	183	38.2	40-23	365	202	18.4
1986	12	3,316	276.3	467	1,728	144.0	11	150-290-20	51.7	1,588	132.3	10	191	35.5	16-12	555	201	16.8
1985	11	3,613	328.5	473	2,084	189.5	14	127-266-19	47.7	1,529	139.0	12	192	32.0	18-8	348	231	21.0
1984	12	4,380	365.0	525	2,253	187.8	13	182-321-14	56.7	2,127	177.3	11	231	37.6	28-15	702	242	20.2
1983	11	4,545	413.2	454	2,164	196.7	28	180-336-19	53.6	2,381	216.5	19	255	52.6	24-7	470	359	32.6
1982	12	4,439	369.9	518	2,403	200.3	22	179-340-14	52.7	2,350	195.8	16	248	43.7	22-9	522	287	23.9
1981	12	4,137	344.8	571	2,462	205.2	17	122-282-16	43.3	1,675	139.6	16	236	38.0	27-15	487	268	22.3
1980	11	3,127	284.3	577	2,167	197.0	12	79-197-11	40.1	960	87.3	4	197	—	26-17	578	138	12.5
1979	11	3,715	337.7	523	2,062	187.5	19	119-226-14	52.7	1,653	150.3	6	212	—	38-18	380	208	18.9
1978	11	3,738	339.8	501	2,038	185.3	13	126-274-17	46.0	1,700	154.5	15	202	—	24-14	544	223	20.3
1977	11	3,258	296.2	540	1,807	164.3	10	106-225-19	47.1	1,451	131.9	5	183	—	26-19	378	133	12.1
1976	11	4,178	379.8	568	2,546	231.5	20	134-266-18	50.4	1,632	148.4	13	240	—	23-13	385	298	27.1
1975	11	3,410	310.0	593	2,460	223.6	20	71-161-16	46.0	950	86.4	1	205	—	31-14	344	174	15.8
1974	11	4,398	399.8	612	3,162	287.5	38	81-148-11	54.7	1,236	112.4	8	243	—	16-9	392	341	31.0
1973	11	3,849	349.9	567	2,626	238.7	20	79-175-6	45.1	1,223	111.2	8	198	—	30-17	544	216	19.6
1972	11	3,492	317.5	591	2,200	200.0	10	77-194-16	39.7	1,292	117.5	9	183	—	43-25	360	152	13.8
1971	11	4,121	374.6	537	2,349	213.5	23	130-258-19	50.4	1,772	161.1	8	224	—	33-17	560	240	21.8
1970	10	2,929	292.9	487	1,477	147.7	14	92-198-5	46.5	1,452	145.2	12	164	—	32-30	383	198	19.8
1969	10	3,377	337.7	532	1,895	189.5	13	124-254-18	48.8	1,482	148.2	10	206	—	37-20	596	196	19.6
1968	10	2,390	239.0	502	1,262	126.2	8	107-265-19	40.4	1,128	112.8	3	154	—	21-11	710	86	8.6
1967	10	2,800	280.0	420	1,142	114.2	10	143-286-16	50.0	1,658	165.8	5	165	—	24-14	534	120	12.0
1966	10	2,421	242.1	426	1,055	105.5	3	108-229-17	47.2	1,366	136.6	6	142	—	39-21	396	87	8.7
1965	10	1,975	197.5	361	581	58.1	5	142-280-25	50.7	1,394	139.4	6	123	—	39-20	396	81	8.1
1964	9	2,298	255.3	370	1,055	117.2	8	104-222-19	46.8	1,243	138.1	5	145	—	26-14	304	98	10.9
1963	9	2,883	320.3	368	1,474	163.8	11	111-231-15	48.1	1,409	156.6	9	159	—	26-21	500	150	16.7
1962	10	3,628	362.8	412	1,765	176.5	28	146-263-12	55.5	1,863	186.3	16	189	—	24-13	593	322	32.2
1961	9	2,749	305.4	352	1,053	117.0	15	117-226-12	51.8	1,696	188.4	13	158	—	18-7	328	179	19.9
1960	9	2,412	268.0	298	886	98.4	9	113-229-17	49.3	1,526	169.6	8	126	—	22-11	275	148	16.4
1959*	10	2,598	259.8	481	1,662	166.2	16	68-147-12	46.3	986	98.6	3	120	—	38-14	342	165	16.5
1958	9	2,827	314.1	483	1,869	207.7	27	69-147-10	46.9	958	106.4	6	141	—	31-13	420	201	22.3
1957	9	3,072	341.3	503	2,437	270.8	33	40-92-11	43.5	635	70.6	4	150	—	36-23	404	234	26.0
1956	9	2,372	263.6	493	1,755	195.0	14	47-117-15	40.2	617	68.6	4	135	—	32-17	507	93	10.3
1955	9	3,010	334.4	427	1,701	189.9	24	84-171-13	49.1	1,309	145.4	11	164	—	26-10	369	172	19.1
1954	9	2,797	310.8	417	1,644	182.7	30	85-168-8	50.6	1,153	128.1	7	144	—	20-11	314	199	22.2
1953	9	2,670	296.7	427	1,790	198.9	—	54-105-10	51.4	880	97.8	6	131	—	27-14	478	179	19.9
1952	10	3,859	385.9	518	2,241	224.1	19	128-237-21	54.0	1,618	161.8	13	149	—	30-12	374	182	22.8
1951	9	3,347	371.9	513	2,135	237.2	17	98-200-16	49.0	1,212	134.7	10	167	—	44-20	686	196	21.8
1950	9	2,173	241.5	358	1,133	125.9	13	91-173-9	56.1	1,040	115.6	7	113	—	20-8	202	127	14.1
1949	9	2,931	325.7	463	1,840	204.4	21	75-173-13	43.3	1,091	121.2	9	131	—	17-13	417	207	23.0
1948	9	2,327	258.6	462	1,805	200.6	—	36-94-14	38.3	522	58.0	—	79	—	30-17	216	98	14.0
1947	9	2,521	280.1	452	1,853	205.9	—	45-109-12	41.3	519	74.2	—	82	—	29-17	325	133	19.0
1946	9	2,278	253.1	404	1,618	179.8	—	35-118-21	29.7	660	73.3	—	—	—	—	140	15.6	


* — does not include Rose Bowl

Wisconsin Defensive Trends


Year	GP	Total Defense		Rushing				Passing				1st Dwn.	3rd Dwn.	Fum.	Pen. Yds.	Scoring		
		Yards	YPG	Att.	Yards	YPG	TD	Cmp-Att-Int.	Pct.	Yds	YPG					TD	Pts	PPG
1999	12	3,577	298.1	378	1,319	109.9	10	194-386-16	50.3	2,258	188.2	8	198	33.0	20-6	472	154	12.8
1998	12	3,511	292.6	415	1,106	92.2	5	203-373-19	54.4	2,405	200.4	8	192	34.7	21-14	548	143	11.9
1997	13	4,827	371.3	475	2,030	156.2	20	197-322-8	61.2	2,797	215.2	14	220	33.3	25-17	561	306	23.5
1996	13	4,764	366.5	456	1,497	115.2	16	266-443-18	60.0	3,267	251.3	12	263	43.2	21-9	508	243	18.7
1995	11	4,342	394.7	452	1,877	170.6	16	207-343-13	60.3	2,465	224.1	14	228	40.5	16-10	533	253	23.0
1994	12	4,210	350.8	475	1,659	138.3	14	196-363-16	54.0	2,551	212.6	15	221	37.7	16-11	569	238	19.8
1993	12	4,303	358.6	411	1,563	130.3	10	227-373-23	60.9	2,740	228.3	12	229	44.3	18-11	601	195	16.3
1992	11	3,701	336.5	441	1,349	122.6	11	205-359-13	57.1	2,352	213.8	12	205	41.4	15-9	378	199	18.1
1991	11	3,494	317.6	529	2,024	184.0	10	132-258-15	51.2	1,470	133.6	10	214	39.2	24-15	497	194	17.6
1990	11	3,918	356.2	555	2,406	218.7	9	113-208-10	54.3	1,512	137.5	5	201	50.0	19-16	538	285	25.9
1989	11	4,367	397.0	403	2,359	214.5	24	159-277-8	57.4	2,008	182.5	16	234	40.4	29-16	495	341	31.0
1988	11	4,301	391.0	502	2,037	185.2	23	160-287-9	55.7	2,264	205.8	10	200	42.5	30-21	559	314	28.5
1987	11	4,382	398.4	505	2,047	186.1	24	166-300-17	55.3	2,335	212.3	13	226	41.5	27-18	490	299	27.2
1986	12	4,785	398.8	577	2,338	194.8	22	175-310-15	56.5	2,447	203.9	11	247	51.6	32-19	568	266	22.2
1985	11	3,950	359.1	485	1,948	177.1	17	160-294-9	54.4	2,002	182.0	14	209	42.3	25-16	458	263	23.9
1984	12	3,556	296.3	507	1,561	130.1	13	160-323-23	49.5	1,995	166.3	9	203	37.9	20-5	382	206	17.2
1983	11	3,854	350.4	512	2,198	199.8	19	140-290-21	48.3	1,656	150.5	13	221	43.4	15-8	615	242	22.0
1982	12	4,203	350.3	484	1,651	137.5	21	226-377-14	60.0	2,744	228.7	11	240	16.6	18-10	593	252	21.0
1981	12	3,856	321.3	489	1,508	125.7	12	184-250-26	52.6	2,347	195.6	15	202	39.4	23-9	643	220	18.3
1980	11	3,603	327.5	425	1,293	117.5	16	178-324-10	54.9	2,310	210.0	11	189	—	32-16	568	211	19.2
1979	11	4,320	392.7	530	2,381	216.5	23	142-244-9	58.2	1,939	176.3	14	211	—	37-17	561	311	28.3
1978	11	3,852	350.2	556	2,135	194.1	22	138-266-12	51.9	1,717	156.1	10	216	—	26-14	575	277	25.2
1977	11	2,943	267.5	574	1,941	176.5	20	58-149-7	38.9	1,002	91.1	4	159	—	28-17	627	200	18.2
1976	11	3,888	353.5	556	2,291	208.3	21	98-206-11	47.6	1,597	145.2	13	202	—	43-17	447	266	24.2
1975	11	4,207	382.5	656	3,490	317.3	24	51-129-22	39.5	717	65.2	8	230	—	26-12	438	269	24.5
1974	11	3,726	338.8	553	2,421	220.1	22	85-166-14	51.2	1,305	118.6	10	198	—	29-14	397	243	22.1
1973	11	3,944	358.5	597	2,687	244.3	22	87-182-11	47.8	1,257	114.3	11	217	—	31-18	452	237	21.5
1972	11	3,871	351.9	618	2,746	249.6	21	97-205-7	47.3	1,125	102.3	7	205	—	36-25	452	229	20.8
1971	11	4,160	378.2	613	2,646	240.5	24	108-223-10	48.5	1,514	137.6	9	220	—	25-9	619	258	23.5
1970	10	3,479	347.9	540	1,921	192.1	17	114-245-22	46.5	1,558	155.8	8	203	—	32-16	470	195	19.5
1969	10	4,116	411.6	555	2,712	271.2	31	93-188-12	49.5	1,404	140.4	17	217	—	33-21	574	349	34.9
1968	10	4,010	401.0	571	2,590	259.0	36	109-200-10	54.5	1,423	142.3	8	225	—	37-20	549	310	31.0
1967	10	3,404	340.4	559	2,112	211.2	22	79-167-11	47.3	1,292	129.2	9	195	—	28-15	491	224	22.4
1966	10	2,986	298.6	500	1,787	178.7	23	98-197-13	49.7	1,199	119.9	6	172	—	24-13	416	212	21.2
1965	10	3,317	331.7	575	2,297	229.7	31	72-173-16	41.6	1,020	102.0	8	175	—	24-10	537	291	29.1
1964	9	2,922	324.7	427	1,771	196.8	—	78-183-9	42.6	1,151	127.9	7	164	—	16-10	415	229	25.4
1963	9	2,357	261.9	412	1,471	163.4	13	73-170-11	42.9	896	99.6	3	129	—	19-10	412	124	13.8
1962	10	2,690	269.0	404	1,214	121.4	—	107-230-20	46.5	1,476	147.6	11	151	—	21-10	688	130	13.0
1961	9	2,822	313.6	438	1,945	216.1	—	64-149-13	43.0	877	97.4	7	158	—	17-8	575	158	17.6
1960	9	2,578	286.4	432	1,648	183.1	—	70-154-12	45.5	930	103.3	8	156	—	27-11	261	183	20.3
1959*	10	2,665	266.5	362	1,423	142.3	—	92-187-23	49.2	1,242	124.2	8	132	—	42-18	382	149	14.9
1958	9	2,197	244.1	424	1,183	131.4	—	68-159-23	42.8	1,014	112.7	—	138	—	32-13	320	77	8.6
1957	9	2,224	247.1	457	1,529	169.9	—	56-132-13	42.4	695	77.2	—	130	—	39-23	363	122	13.6
1956	9	2,461	273.4	502	1,757	195.2	—	44-117-15	37.6	704	78.2	—	136	—	35-17	213	129	14.3
1955	9	2,610	290.0	405	1,887	209.7	—	62-139-13	44.6	723	80.3	—	131	—	29-10	489	166	18.4
1954	9	2,079	231.0	359	1,045	116.1	—	86-183-18	47.0	1,034	114.9	—	121	—	29-12	485	98	10.9
1953	9	2,203	244.8	390	1,542	171.3	—	52-141-14	36.9	661	73.4	—	110	—	29-14	545	110	12.2
1952	10	—	243.1	—	116.7	—	—	-19	—	—	126.4	—	130	—	-12	388	—	15.0
1951	9	1,393	154.8	345	601	66.8	—	76-195-21	39.0	792	88.0	—	82	—	32-14	416	59	6.6
1950	9	2,447	271.2	444	1,735	192.8	—	62-137-12	45.3	712	79.1	—	128	—	26-15	329	97	10.8
1949	9	2,355	261.7	381	1,162	129.1	—	79-197-23	40.1	1,192	132.4	—	116	—	29-16	274	129	14.3
1948	9	2,473	274.8	398	1,528	169.8	—	63-121-11	52.1	945	105.0	—	117	—	25-13	193	193	21.4
1947	9	2,409	267.7	—	1,290	143.3	—	70-160-10	43.8	1,200	133.3	—	109	—	29-17	294	156	17.3
1946	9	2,364	262.7	—	1,468	163.1	—	56-131	42.7	896	99.6	—	106	—	—	—	—	—

* — does not include Rose Bowl


Player Records




Ron Dayne



Joe Armentrout



Matt Nyquist



Darrell Bevell

► Rushing

MOST YARDS RUSHING

Quarter: 170, Ron Dayne vs. San Jose St., 1997
Half: 250, Ron Dayne vs. Hawaii, 1996
Game: 339, Ron Dayne vs. Hawaii, 1996
Season: 2,109, Ron Dayne, 1996
Career: 7,125, Ron Dayne, 1996-99

MOST RUSHING ATTEMPTS

Quarter: 16, Ron Dayne vs. Minnesota, 1996
Half: 31, Ron Dayne vs. Minnesota, 1996
Game: 50, Ron Dayne vs. Minnesota, 1996
Season: 337, Ron Dayne, 1999
Career: 1,220, Ron Dayne, 1996-99

HIGHEST AVERAGE PER CARRY

Game (10 att.): 14.9, Ken Starch vs. Colorado, '74
Season (100 att.): 6.75, Troy King, 1982
Career (300 att.): 5.84, Ron Dayne, 1996-99

MOST RUSHING TOUCHDOWNS

Game: 5, Billy Marek vs. Minnesota, 1974
Season: 21, Ron Dayne, 1996
Career: 71, Ron Dayne, 1996-99

MOST 100-YARD RUSHING GAMES

Season: 11, Brent Moss, 1993
Career: 33, Ron Dayne, 1996-99
Consecutive: 17, Brent Moss, 1993-94

MOST 200-YARD RUSHING GAMES

Season: 5, Ron Dayne, 1996
Career: 14, Ron Dayne, 1996-99
Consecutive: 3, Billy Marek, 1974; Ron Dayne, 1996; Ron Dayne, 1999

HIGHEST AVERAGE PER GAME

Season: 169.5, Ron Dayne, 1999
Career: 151.6, Ron Dayne, 1996-99

MOST YARDS IN CONSECUTIVE GAMES

Two: 628, Ron Dayne (314.0 avg.), 1996
Three: 874, Ron Dayne (291.3 avg.), 1996
Four: 987, Ron Dayne (246.8 avg.), 1996
Five: 1,233, Ron Dayne (246.6 avg.), 1996
Six: 1,477, Ron Dayne (246.2 avg.), 1996

► Passing

MOST YARDS PASSING

Game: 423, Darrell Bevell vs. Minnesota, 1993
Season: 2,390, Darrell Bevell, 1993
Career: 7,686, Darrell Bevell, 1992-95

MOST PASS ATTEMPTS

Game: 54, Randy Wright vs. Iowa, 1983
Season: 330, Randy Wright, 1982
Career: 1,052, Darrell Bevell, 1992-95

MOST PASS COMPLETIONS

Game: 35, Darrell Bevell vs. Iowa, 1995
Season: 195, Darrell Bevell, 1995
Career: 646, Darrell Bevell, 1992-95
Consecutive: 14, Darrell Bevell vs. Northwestern, 1993

HIGHEST COMPLETION PERCENTAGE

Game (10 att.): .944, Darrell Bevell (17-18) vs. Northwestern, 1993
Season: .678, Darrell Bevell (187-276), 1993
Career: .614, Darrell Bevell (646-1,052), 1992-95

MOST PASSING TOUCHDOWNS

Game: 5, Darrell Bevell vs. Nevada, 1993
Season: 19, Randy Wright, 1983; Darrell Bevell, 1993
Career: 59, Darrell Bevell, 1992-95

HIGHEST PASS EFFICIENCY RATING

Game (15 att.): 259.9, Neil Graff vs. Penn State, 1970
Season: 155.2, Darrell Bevell, 1993
Career: 133.9, Darrell Bevell, 1992-95

MOST 200-YARD PASSING GAMES

Season: 6, Randy Wright, '83; Darrell Bevell, '93
Career: 14, Darrell Bevell, 1992-95
Consecutive: 4, Randy Wright, 1983

► Receiving

MOST YARDS RECEIVING

Game: 252, Al Toon vs. Purdue, 1983
Season: 920, Lee DeRamus, 1993
By a WR: 920, Lee DeRamus, 1993
By a RB: 356, Tom Wiesner, 1960
By a TE: 817, Pat Richter, 1961
Career: 2,103, Al Toon, 1982-84
By a WR: 2,103, Al Toon, 1982-84
By a RB: 658, Joe Armentrout, 1983-86
By a TE: 1,873, Pat Richter, 1960-62

MOST RECEPTIONS

Game: 13, Matt Nyquist vs. Iowa, 1995
By a WR: 11, Louis Jung vs. Colorado, 1965; Jimmy Jones vs. Northwestern, 1964
By a TE: 13, Matt Nyquist vs. Iowa, 1995
Season: 54, Al Toon, 1984; Lee DeRamus, 1993
By a WR: 54, Al Toon, 1984; Lee DeRamus, 1993
By a RB: 33, Ron Johnson, 1994
By a TE: 49, Pat Richter, 1962
Career: 131, Al Toon, 1982-84
By a WR: 131, Al Toon, 1982-84
By a RB: 69, Joe Armentrout, 1983-86
By a TE: 121, Pat Richter, 1960-62

Rushing

HIGHEST AVERAGE PER RECEPTION

Game (3 rec.): 47.3, Larry Mialik vs. Penn St., '70
Season (30 rec.): 21.3, Larry Mialik, 1970
Career (50 rec.): 20.1, Tony Simmons, 1994-97

MOST RECEIVING TOUCHDOWNS

Game: 3, Dave Howard vs. Iowa, 1955; Pat Richter vs. Illinois, 1961
Season: 9, Al Toon, 1983
Career: 23, Tony Simmons, 1994-97

► Scoring

MOST POINTS

Game: 30, Billy Marek vs. Minnesota, 1974
Game, by a kicker: 16, Vitaly Pisetsky vs. Michigan State, 1999
Season: 126, Ron Dayne, 1996
Season, by a kicker: 99, Matt Davenport, 1998
Career: 426, Ron Dayne, 1996-99

MOST TOUCHDOWNS

Game: 5, Billy Marek vs. Minnesota, 1974
Season: 21, Ron Dayne, 1996
Career: 71, Ron Dayne, 1996-99

MOST EXTRA POINTS

Game: 8, Vince Lamia vs. Missouri, 1974; Kevin Rohde vs. Minnesota, 1983; Rick Schnetzky vs. Eastern Michigan, 1994; Rick Schnetzky vs. Indiana, 1994; Matt Davenport vs. San Jose State, 1997; Vitaly Pisetsky vs. Indiana, 1999
Season: 46, Vitaly Pisetsky, 1999
Career: 105, Vince Lamia, 1973-76

HIGHEST EXTRA POINT PERCENTAGE

Game (8 att.): 100.0, Vince Lamia vs. Missouri, 1974; Kevin Rohde vs. Minnesota, 1983; Rick Schnetzky vs. Eastern Michigan, 1994; Matt Davenport vs. San Jose State, 1997; Vitaly Pisetsky vs. Indiana, 1999
Season (25 att.): 100.0, Gary Kroner, 1962; Roger Jaeger, 1971; Mark Doran, 1981
Career (50 att.): 96.5, Todd Gregoire, 1984-87

MOST FIELD GOALS

Game: 4, Vince Lamia vs. Minnesota, 1976; Todd Gregoire vs. Kentucky, 1984; Todd Gregoire vs. Ohio State, 1987; Rich Thompson vs. Bowling Green, 1992; Rich Thompson vs. Purdue, 1992; Matt Davenport vs. Minnesota, 1998; Vitaly Pisetsky vs. Michigan State, 1999
Season: 22, Rich Thompson, 1992
Career: 65, Todd Gregoire, 1984-87

HIGHEST FIELD GOAL PERCENTAGE

Game (4 att.): 100.0, Vince Lamia vs. Minnesota, 1976; Todd Gregoire vs. Kentucky, 1984; Rich Thompson vs. Bowling Green, 1992; Rich Thompson vs. Purdue, 1992; Matt Davenport vs.

Minnesota, 1998; Vitaly Pisetsky vs. Michigan State, 1999

Season (15 att.): 90.5, Matt Davenport (19-21), '98
Career (30 att.): 86.8, Matt Davenport (33-38), 1997-98

► Total Offense

MOST YARDS OF TOTAL OFFENSE

Game: 416, Darrell Bevell vs. Minnesota, 1993
Season: 2,481, Randy Wright, 1982
Career: 7,477, Darrell Bevell, 1992-95

MOST TOTAL OFFENSIVE PLAYS

Game: 61, Randy Wright vs. Iowa, 1983
Season: 401, Randy Wright, 1982; Mike Howard, 1984
Career: 1,220, Ron Dayne, 1996-99

MOST TOUCHDOWNS RESPONSIBLE FOR

Game: 5, Billy Marek vs. Minnesota, 1974; Mike Kalasmiki vs. Minnesota, 1979; Jess Cole vs. Minnesota, 1980; Randy Wright vs. Purdue, 1983; Darrell Bevell vs. Nevada, 1993; Mike Samuel vs. San Jose State, 1997
Season: 24, Randy Wright, 1983
Career: 71, Ron Dayne, 1996-99

► All-purpose Yardage

MOST ALL-PURPOSE YARDAGE

Game: 347, Ron Dayne vs. Hawaii, 1996
Kick returns only, game: 241, Troy Vincent vs. Western Illinois, 1991
Season: 2,242, Ron Dayne, 1996
Career: 7,429, Ron Dayne, 1996-99

► Kickoff Returns

MOST KICKOFF RETURN YARDS


Game: 178, Clarence Self vs. Michigan, 1947
Season: 616, Nate Odomes, 1986
Career: 1,510, Fred Owens, 1986-89

MOST KICKOFF RETURNS


Game: 7, Clarence Self vs. Michigan, 1947
Season: 30, Fred Owens, 1988
Career: 78, Fred Owens, 1986-89

HIGHEST AVG. PER KICKOFF RETURN

Game (3 ret.): 42.7, Selvie Washington vs. Nebraska, 1974
Season (10 ret.): 29.6, Ira Matthews, 1976
Career (30 ret.): 24.6, Greg Johnson, 1969, '71




Rich Thompson




Tony Simmons



Danny Crooks



Fred Owens



Jamar Fletcher

MOST KICKOFF RETURNS FOR TD

Game: 1, many times (MR: Nick Davis vs. Purdue, 1999)
Season: 2, Ira Matthews, 1976; Nick Davis, 1999
Career: 2, Danny Crooks, 1969-71; Ira Matthews, 1975-78; Nick Davis, 1998-present

► Punt Returns

MOST PUNT RETURN YARDS

Game: 158, Earl Girard vs. Iowa, 1947
Season: 427, Nick Davis, 1998
Career: 773, Troy Vincent, 1988-91



Dan Batsch

MOST PUNT RETURNS

Game: 10, Bill Lane vs. Indiana, 1951
Season: 38, Keith Jackson, 1994
Career: 75, Thad McFadden, 1980-81, 83-84

HIGHEST AVERAGE PER PUNT RETURN

Game (3 ret.): 52.7, Earl Girard vs. Iowa, 1947
Season (15 ret.): 16.9, Ira Matthews, 1978
Career (25 ret.): 14.1, Nick Davis, 1998-present

MOST PUNT RETURNS FOR TD

Game: 2, Earl Girard vs. Iowa, 1947
Season: 3, Ira Matthews, 1978
Career: 4, Ira Matthews, 1975-78

► Punting

MOST YARDS PUNTING

Game: 500, Brad Brekke vs. Miami, Fla., 1989
Season: 3,155, Kevin Stemke, 1998
Career: 10,235, Scott Cepicky, 1984-87

MOST PUNTS

Game: 12, Dave Fronek vs. Nebraska, 1965; Bob Schaffner vs. Iowa, 1968; Brad Brekke vs. Miami, Fla., 1989
Season: 72, Dave Fronek, 1965
Career: 249, Scott Cepicky, 1984-87


HIGHEST AVERAGE PER PUNT

Game (3 punts): 52.2, Dick Mileager vs. Kansas, '76
Season (30 punts): 43.9, Kevin Stemke, 1997
Career (100 punts): 43.1, Kevin Stemke, 1997-present

► Interceptions

MOST INTERCEPTIONS

Game: 4, Clarence Bratt vs. Minnesota, 1954
Season: 9, Neovia Greyer, 1970
Career: 18, Neovia Greyer, 1969-71; Jeff Messenger, 1991-94



David Greenwood

MOST INTERCEPTION RETURN YARDAGE

Game: 103, Bob Radcliffe vs. Navy, 1949; Ed Withers vs. Iowa, 1950
Season: 156, David Greenwood, 1981
Career: 285, Neovia Greyer, 1969-71

HIGHEST AVG. PER INTERC. RETURN

Season (min. 4 ret.): 30.5, Pat Levenhagen, 1955
Career (min. 8 ret.): 25.0, Ed Withers, 1949-51

MOST INTERCEPTION RETURNS FOR TDS

Game: 2, Bob Radcliffe vs. Navy, 1949
Season: 3, Jamar Fletcher, 1998
Career: 5, Jamar Fletcher, 1998-present

► Defense

MOST TACKLES

Game: 28, Dave Crossen vs. Purdue, 1977
By a LB: 28, Dave Crossen vs. Purdue, 1977
By a DB: 23, Scott Nelson vs. Iowa, 1990
Season: 181, Dave Lokanc, 1972
By a LB: 181, Dave Lokanc, 1972
By a DL: 135, Tim Krumrie, 1981
By a DB: 144, Reggie Holt, 1991
Career: 451, Pete Monty, 1993-96
By a LB: 451, Pete Monty, 1993-96
By a DL: 444, Tim Krumrie, 1979-82
By a DB: 359, Greg Thomas, 1987-90

MOST TACKLES FOR LOSS

Game: 6, Darryl Sims vs. Northwestern, 1982; Tim Jordan vs. Northwestern, 1985
Season: 31, Tom Burke, 1998
Career: 58, Tarek Saleh, 1993-96

MOST QUARTERBACK SACKS

Game: 6, Tim Jordan vs. Northwestern, 1985
Season: 22, Tom Burke, 1998
Career: 33, Tarek Saleh, 1993-96

MOST PASSES DEFENDED

Game: 6, Mike Echols vs. Purdue, 1999
Season: 13, Troy Vincent, 1991
Career: 31, Troy Vincent, 1988-91

MOST FUMBLES RECOVERED

Game: 3, Michael Reid vs. Ohio State, 1985
Season: 5, Ed Bosold, 1972
Career: 7, Dan Batsch, 1987-90; Scott Nelson, 1990-93

MOST BLOCKED KICKS

Game: 3, Richard Johnson vs. Missouri, 1984
Season: 6, Richard Johnson, 1984
Career: 8, Richard Johnson, 1982-84

Wisconsin's Top 10 Career Rushers

Long runs

91t
Tom Brigham vs.
W. Michigan, '63

88t
Ken Starch vs.
Colorado, '74

86t
Danny Lewis vs.
West Virginia, '57

84t
Earl Maves vs.
Marquette, '46

82
Ira Matthews vs.
Minnesota, '78

81
Harland Carl vs.
Marquette, '51

81t
Billy Marek vs.
Missouri, '74

PRE-MODERN ERA

90t
Eddie Gillette vs.
Northwestern,
'12

85t
Norsky Larson
vs. Minnesota,
1898


85
Norsky Larson
vs. Chicago, '01

84t
A.G. Findlay vs.
Minnesota, '05




► Ron Dayne

Year	Att.	Yards	Avg.	TD
'96	325	2,109	6.5	21
'97	263	1,457	5.5	15
'98	295	1,525	5.2	15
'99	337	2,034	6.0	20
Total	1,220	7,125	5.8	71



► Larry Emery

Year	Att.	Yards	Avg.	TD
'83	56	336	6.0	2
'84	109	675	6.2	5
'85	224	1,113	5.0	8
'86	193	855	4.4	4
Total	582	2,979	5.1	19



► Billy Marek

Year	Att.	Yards	Avg.	TD
'72	1	6	6.0	0
'73	241	1,207	5.0	13
'74	205	1,215	5.9	18
'75	272	1,281	4.7	13
Total	719	3,709	5.2	44



► Rufus Ferguson

Year	Att.	Yards	Avg.	TD
'70	130	588	4.5	6
'71	249	1,222	4.9	13
'72	215	1,004	4.7	7
Total	594	2,814	4.7	26




► Brent Moss

Year	Att.	Yards	Avg.	TD
'91	61	219	3.6	1
'92	165	739	4.5	9
'93	312	1,637	5.2	16
'94	156	833	5.3	8
Total	694	3,428	4.9	34



► Carl McCullough

Year	Att.	Yards	Avg.	TD
'93	31	162	5.2	1
'95	236	1,038	4.4	3
'96	117	534	4.6	3
'97	85	377	4.4	2
Total	469	2,111	4.5	9



► Terrell Fletcher

Year	Att.	Yards	Avg.	TD
'91	109	446	4.1	4
'92	96	496	5.2	0
'93	165	996	6.0	9
'94	244	1,476	6.0	12
Total	614	3,414	5.6	25




► Alan Thompson

Year	Att.	Yards	Avg.	TD
'69	214	907	4.2	9
'70	124	455	3.7	4
'71	124	643	5.2	6
Total	462	2,005	4.3	19



► Alan Ameche

Year	Att.	Yards	Avg.	TD
'51	157	824	5.2	4
'52	233	1,079	4.6	7
'53	165	801	4.9	5
'54	146	641	4.4	9
Total	701	3,345	4.8	25



► Marvin Artley

Year	Att.	Yards	Avg.	TD
'85	40	196	4.9	2
'86	77	324	4.2	2
'87	148	955	6.5	9
'88	132	516	3.9	1
Total	397	1,991	5.0	14

Career Rushing

Rushing

► Career rushing yards

Player	Att.	Yards	Avg	TD
1. Ron Dayne, 1996-99	1,220	7,125	5.8	71
2. Billy Marek, 1972-75	719	3,709	5.2	44
3. Brent Moss, 1991-94	694	3,428	4.9	34
4. Terrell Fletcher, 1991-94	614	3,414	5.6	25
5. Alan Ameche, 1951-54	701	3,345	4.8	25
6. Larry Emery, 1983-86	582	2,979	5.1	19
7. Rufus Ferguson, 1970-72	594	2,814	4.7	26
8. Carl McCullough, 1993, '95-97	469	2,111	4.5	9
9. Alan Thompson, 1969-71	462	2,005	4.3	19
10. Marvin Artley, 1985-88	397	1,991	5.0	14
11. Larry Canada, 1973-76	354	1,714	4.8	6
12. Dave Mohapp, 1978-81	359	1,710	4.8	10
13. Ken Starch, 1972-75	327	1,671	5.1	8
14. Ira Matthews, 1975-78	325	1,640	5.1	10
15. Joe Armentrout, 1983-86	292	1,576	5.4	6
16. John Williams, 1979-82	329	1,560	4.7	8
17. Danny Lewis, 1955-57	258	1,460	5.7	9
18. Troy King, 1979-82	268	1,456	5.4	9
19. Mike Morgan, 1974-77	284	1,354	4.8	13
20. Chucky Davis, 1979-81	231	1,259	5.5	8
21. Marck Harrison, 1981-84	233	1,180	5.1	7
22. Gary Ellerson, 1981-83	239	1,153	4.8	14
23. Dale Hackbart, 1957-59	256	1,097	4.3	21
24. Wayne Todd, 1966-68	283	1,093	3.9	4
25. Ben Bendrick, 1946-48	226	1,053	4.7	9

► Career rushing attempts

1. Ron Dayne, 1996-99	1,220
2. Billy Marek, 1972-75	719
3. Alan Ameche, 1951-54	701
4. Brent Moss, 1991-94	694
5. Terrell Fletcher, 1991-94	614
6. Rufus Ferguson, 1970-72	594
7. Larry Emery, 1983-86	582
8. Carl McCullough, 1993, 1995-97	469
9. Alan Thompson, 1969-71	462
10. Marvin Artley, 1985-88	397

► Career rushing touchdowns

1. Ron Dayne, 1996-99	71
2. Billy Marek, 1972-75	44
3. Brent Moss, 1991-94	34
4. Rufus Ferguson, 1970-72	26
5. Alan Ameche, 1951-54	25
Terrell Fletcher, 1991-94	25
7. Mike Samuel, 1995-98	23
8. Dale Hackbart, 1957-59	21
9. Louis Holland, 1961-64	20
10. Alan Thompson, 1969-71	19
Larry Emery, 1983-86	19

► Career average per carry

Minimum 300 attempts

1. Ron Dayne, 1996-99	5.84
2. Terrell Fletcher, 1991-94	5.56
3. Billy Marek, 1972-75	5.16
4. Larry Emery, 1983-86	5.12
5. Ken Starch, 1973-75	5.11
6. Ira Matthews, 1975-78	5.05
7. Marvin Artley, 1985-88	5.02
8. Brent Moss, 1991-94	4.94
9. Larry Canada, 1973-76	4.84
10. Alan Ameche, 1951-54	4.77



The 1999 Heisman Trophy finalists (from left): Purdue's Drew Brees, Georgia Tech's Joe Hamilton, Wisconsin's Ron Dayne, Virginia Tech's Michael Vick and Marshall's Chad Pennington.

Career 100-yard games

Player	Years	No.
Ron Dayne	1996-99	33
Brent Moss	1993-96	19
Alan Ameche	1951-54	17
Billy Marek	1972-75	17
Larry Emery	1983-86	15
Terrell Fletcher	1991-94	15
Rufus Ferguson	1970-72	11
Carl McCullough	1993, 1995-97	8
Alan Thompson	1969-71	6
Marvin Artley	1985-88	6

Season 100-yard games

Player	Year	No.
Brent Moss	1993	11
Ron Dayne	1999	10
Ron Dayne	1998	9
Alan Ameche	1952	8
Rufus Ferguson	1971	8

Season Rushing

▶ Season rushing yards

1.	Ron Dayne, 1996	2,109
2.	Ron Dayne, 1999	2,034
3.	Brent Moss, 1993	1,637
4.	Ron Dayne, 1998	1,525
5.	Terrell Fletcher, 1994	1,476
6.	Ron Dayne, 1997	1,457
7.	Billy Marek, 1975	1,281
8.	Rufus Ferguson, 1971	1,222
9.	Billy Marek, 1974	1,215
10.	Billy Marek, 1973	1,207
11.	Larry Emery, 1985	1,113
12.	Alan Ameche, 1952	1,079
13.	Carl McCullough, 1995	1,038
14.	Rufus Ferguson, 1972	1,004
15.	Terrell Fletcher, 1993	996
16.	Larry Canada, 1976	993
17.	Marvin Artley, 1987	955
18.	Alan Thompson, 1969	907
19.	Larry Emery, 1986	855
20.	Marck Harrison, 1984	848

▶ Season rushing attempts

1.	Ron Dayne, 1999	337
2.	Ron Dayne, 1996	325
3.	Brent Moss, 1993	312
4.	Ron Dayne, 1998	295
5.	Billy Marek, 1975	272
6.	Ron Dayne, 1997	263
7.	Rufus Ferguson, 1971	249
8.	Terrell Fletcher, 1994	244
9.	Billy Marek, 1973	241
10.	Carl McCullough, 1995	236

▶ Season rushing touchdowns

1.	Ron Dayne, 1996	21
2.	Ron Dayne, 1999	20
3.	Billy Marek, 1974	18
4.	Brent Moss, 1993	16
5.	Ron Dayne, 1997	15
	Ron Dayne, 1998	15
7.	Rufus Ferguson, 1971	13
	Billy Marek, 1973	13
	Billy Marek, 1975	13
10.	Terrell Fletcher, 1994	12

▶ Season average per carry

Minimum 100 attempts

1.	Troy King, 1982	6.75
2.	Ron Dayne, 1996	6.49
3.	Marvin Artley, 1987	6.45
4.	Larry Emery, 1984	6.19
5.	Terrell Fletcher, 1994	6.05
6.	Terrell Fletcher, 1993	6.04
	Ron Dayne, 1999	6.04
8.	Billy Marek, 1974	5.93
9.	Danny Lewis, 1956	5.54
	Ron Dayne, 1997	5.54

▶ Season rushing by class

By a senior

2,034	Ron Dayne, 1999
1,476	Terrell Fletcher, 1994
1,281	Billy Marek, 1975
1,004	Rufus Ferguson, 1972
993	Larry Canada, 1976

By a junior

1,637	Brent Moss, 1993
1,525	Ron Dayne, 1998
1,222	Rufus Ferguson, 1971
1,215	Billy Marek, 1974
1,113	Larry Emery, 1985

By a sophomore

1,457	Ron Dayne, 1997
1,207	Billy Marek, 1973
1,079	Alan Ameche, 1952
1,038	Carl McCullough, 1995
907	Alan Thompson, 1969

By a freshman

2,109	Ron Dayne, 1996
824	Alan Ameche, 1951
454	Brooks Bollinger, 1999
446	Terrell Fletcher, 1991
426	Jimmy Henderson, 1989

▶ Game rushing by class

By a senior

241	Terrell Fletcher vs. Duke, 1995
231	Ron Dayne vs. Cincinnati, 1999
225	Marck Harrison vs. Purdue, 1984

By a junior

304	Billy Marek vs. Minnesota, 1974
246	Ron Dayne vs. UCLA, 1999
230	Billy Marek vs. Northwestern, 1974

By a sophomore

254	Ron Dayne vs. San Jose State, 1997
226	Billy Marek vs. Wyoming, 1973
220	Alan Thompson vs. Oklahoma, 1969

By a freshman

339	Ron Dayne vs. Hawaii, 1996
297	Ron Dayne vs. Minnesota, 1996
289	Ron Dayne vs. Illinois, 1996

Yearly rushing leaders

Year	Player	Att.	Yards	Avg.	TD
1999	Ron Dayne	337	2,034	6.0	20
1998	Ron Dayne	295	1,525	5.2	15
1997	Ron Dayne	263	1,457	5.5	15
1996	Ron Dayne	325	2,109	6.5	21
1995	Carl McCullough	236	1,038	4.4	3
1994	Terrell Fletcher	244	1,476	6.0	12
1993	Brent Moss	312	1,637	5.2	16
1992	Brent Moss	165	739	4.5	9
1991	Terrell Fletcher	109	446	4.1	4
1990	Robert Williams	139	541	3.9	3
1989	Jimmy Henderson	102	426	4.2	0
1988	Marvin Artley	132	516	3.9	1
1987	Marvin Artley	148	955	6.5	9
1986	Larry Emery	193	855	4.4	4
1985	Larry Emery	224	1,113	5.0	8
1984	Marck Harrison	179	848	4.7	3
1983	Gary Ellerson	161	777	4.8	11
1982	Troy King	106	715	6.7	7
1981	John Williams	116	634	5.5	3
1980	John Williams	119	526	4.4	0
1979	Dave Mohapp	117	603	5.2	4
1978	Ira Matthews	130	654	5.0	3
1977	Mike Morgan	124	478	3.9	3
1976	Larry Canada	221	993	4.5	6
1975	Billy Marek	272	1,281	4.7	13
1974	Billy Marek	205	1,215	5.9	18
1973	Billy Marek	241	1,207	5.0	13
1972	Rufus Ferguson	215	1,004	4.7	7
1971	Rufus Ferguson	249	1,222	4.9	13
1970	Rufus Ferguson	130	588	4.5	6
1969	Alan Thompson	214	907	4.2	9
1968	Wayne Todd	100	364	3.6	0
1967	John Smith	96	362	3.8	0
1966	Wayne Todd	128	480	3.8	2
1965	Tom Jankowski	86	271	3.2	0
1964	Ronald Smith	101	438	4.3	1
1963	Louis Holland	88	511	5.8	7
1962	Ralph Kurek	67	367	5.5	7
1961	Jim Nettles	39	213	5.5	2
1960	Tom Wiesner	87	374	4.3	2
1959	Dale Hackbart	103	387	3.8	6
1958	John Hobbs	117	401	3.4	3
1957	Danny Lewis	95	611	6.4	5
1956	Danny Lewis	100	554	5.5	3
1955	Charles Thomas	98	477	4.9	6
1954	Alan Ameche	146	641	4.4	9
1953	Alan Ameche	165	801	4.9	5
1952	Alan Ameche	233	1,079	4.6	7
1951	Alan Ameche	157	824	5.2	4
1950	Rollie Strehlow	101	398	3.9	2
1949	Bob Teague	96	521	5.4	4
1948	Ben Bendrick	64	327	5.1	1
1947	Clarence Self	75	526	7.0	6
1946	Earl Maves	92	538	5.8	2

Game Rushing

Season Rushing

▶ Game rushing yards

1.	Ron Dayne vs. Hawaii, 1996	339
2.	Billy Marek vs. Minnesota, 1974	304
3.	Ron Dayne vs. Minnesota, 1996	297
4.	Ron Dayne vs. Illinois, 1996	289
5.	Ron Dayne vs. San Jose State, 1997	254
6.	Ron Dayne vs. Utah, 1996	246
	Ron Dayne vs. UCLA, 1999	246
8.	Ron Dayne vs. Purdue, 1996	244
9.	Terrell Fletcher vs. Duke, 1995	241
10.	Ron Dayne vs. Cincinnati, 1999	231
11.	Billy Marek vs. Northwestern, 1974	230
12.	Billy Marek vs. Wyoming, 1973	226
13.	Marck Harrison vs. Purdue, 1984	225
14.	Ron Dayne vs. Purdue, 1999	222
15.	Alan Thompson vs. Oklahoma, 1969	220
16.	Ron Dayne vs. Iowa, 1999	216
17.	Ron Dayne vs. Michigan State, 1999	214
18.	Rufus Ferguson vs. Minnesota, 1971	211
19.	Ron Dayne vs. Illinois, 1997	207
20.	Billy Marek vs. Iowa, 1974	206
21.	Carl McCullough vs. Stanford, 1995	204
22.	Billy Marek vs. Iowa, 1973	203
	Marck Harrison vs. Ohio State, 1984	203
24.	Ron Dayne vs. Indiana, 1997	202
25.	Alan Ameche vs. Minnesota, 1951	200
	Ron Dayne vs. Stanford, 2000	200
27.	Billy Marek vs. Northwestern, 1975	198
	Brent Moss vs. Indiana, 1993	198
29.	Rufus Ferguson vs. Northwestern, 1972	197
30.	Terrell Fletcher vs. Illinois, 1994	192

▶ Game rushing attempts

1.	Ron Dayne vs. Minnesota, 1996	50
2.	Billy Marek vs. Minnesota, 1974	43
3.	Terrell Fletcher vs. Illinois, 1994	41
	Ron Dayne vs. Illinois, 1996	41
5.	Ron Dayne vs. Minnesota, 1997	40


▶ Game rushing touchdowns

1.	Billy Marek vs. Minnesota, 1974	5
2.	Billy Marek vs. Iowa, 1973	4
	Billy Marek vs. Iowa, 1974	4
	Jess Cole vs. Minnesota, 1980	4
	Ron Dayne vs. Illinois, 1996	4
	Ron Dayne vs. Hawaii, 1996	4
	Ron Dayne vs. San Diego State, 1997	4
	Ron Dayne vs. UCLA, 1999	4
	Ron Dayne vs. Ohio State, 1999	4


▶ Game average per carry

Minimum 10 attempts

1.	Ken Starch vs. Colorado, 1974	14.9
2.	Terrell Fletcher vs. Indiana, 1994	14.6
3.	Ken Starch vs. Wyoming, 1973	14.2
4.	Clarence Self vs. Purdue, 1947	12.7
	Ron Dayne vs. San Jose State, 1997	12.7



Brent Moss won the *Chicago Tribune* Silver Football, symbolic of the Big Ten Most Valuable Player in 1993.



Ron Dayne set the Wisconsin single-game rushing record with 339 yards at Hawaii in his freshman season.

100-yard games by season

1999: 12	1972: 4
1998: 10	1971: 10
1997: 11	1970: 0
1996: 9	1969: 5
1995: 8	1968: 1
1994: 14	1967: 2
1993: 15	1966: 0
1992: 4	1965: 0
1991: 1	1964: 3
1990: 2	1963: 1
1989: 5	1962: 0
1988: 2	1961: 0
1987: 6	1960: 0
1986: 5	1959: 0
1985: 9	1958: 1
1984: 7	1957: 3
1983: 2	1956: 1
1982: 5	1955: 1
1981: 2	1954: 3
1980: 2	1953: 4
1979: 1	1952: 11
1978: 4	1951: 5
1977: 0	1950: 1
1976: 2	1949: 4
1975: 6	1948: 2
1974: 8	1947: 3
1973: 9	1946: 0

100-yard Rushing Games

339 Ron Dayne vs. Hawaii, 1996	149 Rufus Ferguson vs. Syracuse, 1971	124 Larry Emery vs. Minnesota, 1985	106 Terrell Fletcher vs. N'western, 1993
304 Billy Marek vs. Minnesota, 1974	149 Ken Starch vs. Colorado, 1974	124 Terrell Fletcher vs. No. Illinois, 1992	106 Brent Moss vs. Michigan, 1994
297 Ron Dayne vs. Minnesota, 1996	148 Alan Ameche vs. Purdue, 1951	124 Terrell Fletcher vs. Iowa State, 1993	105 Harland Carl vs. Marquette, 1951
289 Ron Dayne vs. Illinois, 1996	148 Terrell Fletcher vs. Bowling Green, '92	124 Brent Moss vs. Illinois, 1993	105 Alan Ameche vs. Ohio State, 1952
254 Ron Dayne vs. San Jose State, 1997	147 Brent Moss vs. Michigan State, 1993	123 Billy Marek vs. Missouri, 1974	105 Joe Armentrout vs. Kentucky, 1984
246 Ron Dayne vs. Utah, 1996	146 Billy Marek vs. Indiana, 1973	123 Tom Stauss vs. Northwestern, 1978	105 Marck Harrison vs. Michigan St., '84
246 Ron Dayne vs. UCLA, 1999	146 Terrell Fletcher vs. Indiana, 1994	122 Lisle Blackburn vs. Cal, 1949	104 Alan Thompson vs. Iowa, 1969
244 Ron Dayne vs. Purdue, 1996	145 Alan Ameche vs. Illinois, 1952	122 Larry Emery vs. No. Illinois, 1985	104 Ken Starch vs. Purdue, 1973
241 Terrell Fletcher vs. Duke, 1995	145 Billy Marek vs. Nebraska, 1973	122 Larry Emery vs. Illinois, 1986	104 Troy King vs. Indiana, 1982
231 Ron Dayne vs. Cincinnati, 1999	145 Brent Moss vs. Northwestern, 1994	120 Joe Armentrout vs. No. Illinois, 1985	104 Larry Emery vs. Iowa, 1985
230 Billy Marek vs. Northwestern, 1974	145 Ron Dayne vs. San Diego State, 1997	120 Larry Emery vs. Ohio State, 1986	104 Brent Moss vs. Iowa State, 1993
226 Billy Marek vs. Wyoming, 1973	144 Robert Teague vs. Indiana, 1949	120 Marvin Artley vs. Hawaii, 1987	103 Harland Carl vs. Illinois, 1952
225 Marck Harrison vs. Purdue, 1984	141 Charles Thomas vs. Marquette, 1955	119 Rollie Strehlow vs. Marquette, 1950	103 Harland Carl vs. Illinois, 1953
222 Ron Dayne vs. Purdue, 1999	141 Terrell Fletcher vs. Purdue, 1994	119 Billy Marek vs. Northwestern, 1973	103 Danny Lewis vs. Ohio State, 1957
220 Alan Thompson vs. Oklahoma, 1969	141 Ron Dayne vs. Purdue, 1997	119 Eddie Faulkner vs. Iowa, 1997	103 Ralph Kurek vs. Iowa, 1964
216 Ron Dayne vs. Iowa, 1999	140 Steve Vinci vs. Utah, 1987	118 Billy Marek vs. Minnesota, 1975	103 Rufus Ferguson vs. Michigan St., '71
214 Ron Dayne vs. Michigan State, 1999	139 Dave Mohapp vs. Iowa, 1979	118 Brent Moss vs. Colorado, 1994	103 Chucky Davis vs. Purdue, 1981
211 Rufus Ferguson vs. Minnesota, 1971	139 Brent Moss vs. Purdue, 1993	117 Bill Hutchinson vs. Iowa, 1952	102 Harland Carl vs. Minnesota, 1952
207 Ron Dayne vs. Illinois, 1997	139 Terrell Fletcher vs. Illinois, 1993	117 Alan Ameche vs. Iowa, 1954	102 Richard Schmitsch vs. Pitt, 1967
206 Billy Marek vs. Iowa, 1974	139 Ron Dayne vs. Northwestern, 1996	117 Billy Marek vs. Missouri, 1975	102 Carl McCullough vs. Ohio St., 1995
204 Carl McCullough vs. Stanford, 1995	138 Clarence Self vs. Iowa, 1947	117 Larry Emery vs. UNLV, 1986	102 Carl McCullough vs. Michigan, 1997
203 Billy Marek vs. Iowa, 1973	138 Dave Mohapp vs. Michigan State, '80	116 Alan Ameche vs. Rice, 1952	101 Ben Bendrick vs. Northwestern, 1948
203 Marck Harrison vs. Ohio St., 1984	138 Marvin Artley vs. Utah, 1987	116 Alan Ameche vs. Illinois, 1952	101 John Williams vs. UCLA, 1980
202 Ron Dayne vs. Indiana, 1997	137 Brent Moss vs. Minnesota, 1992	116 Leon Hunt vs. Northwestern, 1989	101 Larry Emery vs. Illinois, 1985
200 Alan Ameche vs. Minnesota, 1951	136 Rufus Ferguson vs. Ohio St., 1971	115 Alan Ameche vs. Penn State, 1953	101 Jason Burns vs. Purdue, 1994
200 Ron Dayne vs. Stanford, 2000	136 Gary Ellerson vs. Indiana, 1983	115 Tony Davis vs. Iowa, 1972	101 Terrell Fletcher vs. Minnesota, 1994
198 Billy Marek vs. Northwestern, 1975	136 Larry Emery vs. Wyoming, 1985	114 Larry Canada vs. Washington St., '76	100 Dale Hackbart vs. Michigan State, '58
198 Brent Moss vs. Indiana, 1993	136 Marvin Artley vs. No. Illinois, 1988	114 Marvin Artley vs. Minnesota, 1987	100 Louis Holland vs. W. Michigan, 1963
197 Rufus Ferguson vs. N'western, 1972	135 Michael Morgan vs. Indiana, 1974	114 Robert Williams vs. Ball State, 1990	100 Alan Thompson vs. Indiana, 1969
192 Terrell Fletcher vs. Illinois, 1994	135 Aaron Stecker vs. UNLV, 1996	114 Aaron Stecker vs. Minnesota, 1995	100 Michael Morgan vs. N'western, 1974
190 Ron Dayne vs. Illinois, 1998	135 Ron Dayne vs. Murray State, 1999	114 Eddie Faulkner vs. San Jose St., '97	100 Terrell Fletcher vs. E. Michigan, 1994
189 Billy Marek vs. Illinois, 1975	134 Danny Lewis vs. Purdue, 1957	114 Michael Bennett vs. Indiana, 1999	
188 Larry Emery vs. Indiana, 1985	134 Ira Matthews vs. Minnesota, 1978	113 Clarence Bratt vs. Purdue, 1953	
186 Terrell Fletcher vs. N'western, 1994	134 Sean Wilson vs. California, 1989	113 Danny Lewis vs. Illinois, 1957	
185 Larry Emery vs. Michigan, 1984	133 Alan Ameche vs. USC, 1953	113 Tom Stauss vs. Minnesota, 1978	
184 Ken Starch vs. Wyoming, 1973	133 Ron Dayne vs. Minnesota, 1998	113 Joe Armentrout vs. Wyoming, 1985	
183 Ron Dayne vs. Minnesota, 1997	132 John Smith vs. Minnesota, 1968	113 Carlos Daniels vs. San Diego St., '98	
182 Billy Marek vs. Indiana, 1975	132 John Williams vs. Michigan St., 1981	113 Brooks Bollinger vs. Iowa, 1999	
181 Brent Moss vs. SMU, 1993	132 Troy King vs. Minnesota, 1982	112 Alan Ameche vs. Marquette, 1953	
174 Larry Emery vs. Northwestern, 1984	132 Larry Emery vs. N'western, 1986	112 Alan Thompson vs. Minnesota, 1969	
173 Brent Moss vs. Michigan State, 1994	132 Carl McCullough vs. Illinois, 1995	112 Rufus Ferguson vs. Minnesota, 1972	
170 Carl McCullough vs. Boise St., 1997	131 Billy Marek vs. Minnesota, 1973	112 Selvie Washington vs. Colorado, '73	
168 Ron Dayne vs. Northwestern, 1998	130 Brent Moss vs. Minnesota, 1993	112 Jim Henderson vs. Northwestern, '89	
167 Ron Dayne vs. Indiana, 1999	130 Carl McCullough vs. SMU, 1995	112 Terrell Fletcher vs. Northwestern, '91	
166 Troy King vs. Northwestern, 1982	130 Ron Dayne vs. Indiana, 1998	112 Terrell Fletcher vs. Michigan St., '93	
165 Robert Teague vs. N'western, 1949	129 Joe Dawkins vs. Indiana, 1969	112 Aaron Stecker vs. SMU, 1995	
165 Terrell Fletcher vs. Cincinnati, 1994	129 Robert Williams vs. Minnesota, 1989	111 Robert Williams vs. Iowa, 1990	
164 Gary Ellerson vs. No. Illinois, 1983	129 Brent Moss vs. Ohio State, 1993	111 Ron Dayne vs. Ohio, 1998	
164 Ron Dayne vs. Iowa, 1998	129 Brent Moss vs. E. Michigan, 1994	110 Larry Emery vs. UNLV, 1985	
162 Alan Ameche vs. Indiana, 1952	129 Ron Dayne vs. Penn State, 1996	110 Brent Moss vs. Indiana, 1994	
162 Ron Dayne vs. Northwestern, 1999	128 Chucky Davis vs. Michigan State, '82	109 Clarence Self vs. California, 1947	
161 Ron Dayne vs. Ohio State, 1999	128 Brent Moss vs. Michigan, 1993	109 Lisle Blackburn vs. Indiana, 1949	
160 Danny Lewis vs. Marquette, 1956	127 Clarence Self vs. Purdue, 1947	109 Alan Thompson vs. LSU, 1971	
160 Ronald Smith vs. Minnesota, 1964	127 Alan Ameche vs. Michigan St., 1954	109 Lionell Crawford vs. Minnesota, '88	
158 Brent Moss vs. Iowa, 1992	127 Troy King vs. Iowa, 1982	108 Rufus Ferguson vs. Illinois, 1971	
158 Brent Moss vs. UCLA, 1994	127 Larry Emery vs. Indiana, 1984	108 Marvin Artley vs. Northwestern, 1987	
158 Ron Dayne vs. Ball State, 1999	127 Ron Dayne vs. Purdue, 1998	108 Lionell Crawford vs. Ohio State, '89	
157 Alan Ameche vs. Northwestern, 1952	126 Alan Ameche vs. Iowa, 1951	108 Ron Dayne vs. UNLV, 1998	
157 John Smith vs. Iowa, 1967	126 Rufus Ferguson vs. Iowa, 1971	107 Alan Ameche vs. Marquette, 1954	
155 Earl Maves vs. Marquette, 1964	126 Ron Dayne vs. Penn State, 1997	107 Rufus Ferguson vs. Northwestern, '71	
153 Rufus Ferguson vs. Syracuse, 1972	125 Alan Ameche vs. Minnesota, 1952	107 Billy Marek vs. Michigan State, 1974	
153 Larry Canada vs. Minnesota, 1976	125 Ira Matthews vs. Northwestern, 1978	107 Marvin Artley vs. Ohio State, 1987	
152 Rufus Ferguson vs. Indiana, 1971	125 Brent Moss vs. Northwestern, 1993	107 Carl McCullough vs. E. Michigan, '96	
152 Billy Marek vs. Purdue, 1975	124 Alan Ameche vs. Northwestern, 1951	106 Wally Dreyer vs. Marquette, 1948	
151 Carl McCullough vs. Colorado, 1995	124 Alan Thompson vs. Iowa, 1971	106 Larry Emery vs. Minnesota, 1986	

1,000-yard Rushers

Alan Ameche (1,079 yards), 1952

Opponent (AP rank)	Att.	Yards	TDs
Marquette	22	86	0
Illinois (#2)	32	118	1
@Ohio State	25	106	0
@Iowa	13	54	1
UCLA (#8)	14	31	0
@Rice	23	118	0
Northwestern	31	142	0
@Indiana	20	162	3
Minnesota	25	129	2
USC (#5)	28	133	0

Rufus Ferguson (1,222 yards), '71

Opponent (AP rank)	Att.	Yards	TDs
No. Illinois	16	93	2
@Syracuse (#15)	26	149	2
LSU (#18)	23	97	1
@Northwestern	16	46	0
Indiana	27	152	3
Michigan State	25	103	1
@Ohio State (#12)	23	136	0
@Iowa	28	126	0
Purdue	11	16	0
Illinois	25	93	0
@Minnesota	29	211	1

Rufus Ferguson (1,004 yards), '72

Opponent (AP rank)	Att.	Yards	TDs
No. Illinois	17	165	2
Syracuse	28	153	2
@LSU	17	63	0
Northwestern	34	197	2
@Indiana	15	64	0
@Michigan State	18	79	0
Ohio State (#4)	21	79	0
Iowa	19	92	1
@Purdue	0	0	0
@Illinois	0	0	0
Minnesota	36	112	0

Billy Marek (1,207 yards), 1973

Opponent (AP rank)	Att.	Yards	TDs
Purdue	14	34	0
Colorado (#19)	13	75	0
@Nebraska (#2)	30	145	0
Wyoming	29	226	3
Ohio State (#1)	13	49	0
@Michigan (#4)	9	31	1
Indiana	33	146	2
@Michigan State	13	48	0
Iowa	30	203	4
Northwestern	26	119	2
@Minnesota	31	131	1

Billy Marek (1,215 yards), 1974

Opponent (AP rank)	Att.	Yards	TDs
@Purdue	0	0	0
Nebraska (#4)	21	45	1
@Colorado	16	81	0
Missouri	13	123	3
@Ohio State (#1)	16	77	0
Michigan (#3)	9	42	0
@Indiana	0	0	0
Michigan State (#20)	24	107	2
@Iowa	34	206	4
@Northwestern	29	230	3
Minnesota	43	304	5

Billy Marek (1,281 yards), 1975

Opponent (AP rank)	Att.	Yards	TDs
Michigan (#2)	21	58	0
South Dakota	12	93	3
@Missouri (#5)	31	117	2
Kansas	19	77	1
@Purdue	25	152	1
@Ohio State (#1)	12	38	0
Northwestern	36	198	2
Illinois	39	189	2
@Iowa	17	59	1
Indiana	31	182	1
@Minnesota	29	118	0

Larry Emery (1,113 yards), 1985

Opponent (AP rank)	Att.	Yards	TDs
No. Illinois	17	122	2
UNLV	24	110	0
@Wyoming	20	136	3
@Michigan (#5)	19	104	0
Iowa (#1)	19	104	0
Northwestern	17	42	1
@Illinois	20	101	2
Indiana	28	188	0
@Minnesota	25	124	0
@Ohio State (#3)	28	85	0
Michigan State	15	45	0

Brent Moss (1,637 yards), 1993

Opponent (AP rank)	Att.	Yards	TDs
Nevada	19	74	0
@SMU	27	181	1
Iowa State	21	104	3
@Indiana	32	198	1
Northwestern	15	125	2
@Purdue	29	139	1
@Minnesota	27	130	2
Michigan (#24)	26	128	0
Ohio State (#3)	25	129	1
@Illinois	27	124	1
Michigan State	28	147	2
UCLA (#13)	36	158	2

Terrell Fletcher (1,476 yards), '94

Opponent (AP rank)	Att.	Yards	TDs
Eastern Michigan	11	100	3
@Colorado (#7)	15	82	0
Indiana (#21)	10	146	2
@Michigan State	12	58	0
@Northwestern	26	186	3
Purdue	19	141	1
Minnesota	28	101	0
@Michigan (#10)	14	39	0
@Ohio State	8	25	0
Cincinnati	21	165	1
Illinois	41	192	0
Duke (#25)	39	241	2

Carl McCullough (1,038 yards), '95

Opponent (AP rank)	Att.	Yards	TDs
Colorado (#13)	28	151	0
@Stanford	34	204	1
SMU	26	130	1
@Penn State (#6)	27	98	0
Ohio State (#4)	23	102	1
@Northwestern (#11)	23	74	0
Michigan State	19	91	0
@Purdue	10	26	0
@Minnesota	11	30	0
Iowa	0	0	0
Illinois	35	132	0

Ron Dayne (2,109 yards), 1996

Opponent (AP rank)	Att.	Yards	TDs
Eastern Michigan	8	53	1
@UNLV	13	90	1
Stanford	12	75	0
Penn State (#3)	24	129	2
@Ohio State (#2)	21	65	0
Northwestern (#14)	28	139	1
@Michigan State	15	81	0
Purdue	30	244	2
Minnesota	50	297	3
@Iowa	17	62	0
@Illinois	41	289	4
@Hawaii	36	339	4
Utah	30	246	3

Ron Dayne (1,457 yards), 1997

Opponent (AP rank)	Att.	Yards	TDs
Syracuse (#17)	13	46	0
Boise State	0	0	0
@San Jose State	20	254	3
San Diego State	26	145	4
Indiana	34	202	2
@Northwestern	25	93	2
Illinois	28	207	2
@Purdue	26	141	1
@Minnesota	40	183	1
Iowa (#12)	7	24	0
Michigan (#1)	0	0	0
@Penn State (#6)	30	126	0
Georgia (#11)	14	36	0

Ron Dayne (1,525 yards), 1998

Opponent (AP rank)	Att.	Yards	TDs
@San Diego State	0	0	0
Ohio	20	111	3
UNLV	13	108	0
Northwestern	22	168	1
@Indiana	28	130	1
Purdue	33	127	1
@Illinois	39	190	3
@Iowa	39	164	1
Minnesota	35	133	1
@Michigan (#15)	16	53	0
Penn State (#14)	23	95	0
UCLA (#6)	27	246	4

Ron Dayne (2,034 yards), 1999

Opponent (AP rank)	Att.	Yards	TDs
Murray State	20	135	3
Ball State	31	158	1
@Cincinnati	28	231	1
Michigan (#4)	22	88	1
@Ohio State (#12)	32	161	4
@Minnesota (#25)	25	80	1
Indiana	17	167	2
Michigan State (#11)	34	214	2
@Northwestern	35	162	2
@Purdue (#17)	32	222	1
Iowa	27	216	1
Stanford (#22)	34	200	1

Long passes

89t
Tony Lowery vs.
E. Michigan, '91

87t
Randy Wright vs.
Kansas State, '82

81t
Brooks Bollinger
vs. Minnesota, '99

80t
John Josten vs.
Richmond, '78

80t
Mike Samuel vs.
Michigan, '98

79t
Mike Howard vs.
No. Illinois, '86

78t
Jim Haluska vs.
USC, '55

78t
John Boyajian vs.
Michigan, '66

78t
Bud Keyes vs.
UNLV, '85

77t
Gregg Bohlig vs.
Nebraska, '74

77t
Rudy Steiner vs.
LSU, '72

PRE-MODERN ERA

80t
Wally Barr vs.
Minnesota, '19

78t
Clint Tommerson
vs. Michigan, '35

Wisconsin's Top 10 Career Passers



► Darrell Bevell

Year	PC-PA	Pct.	Yards	TD
'92	125-245	.510	1,479	8
'93	187-276	.678	2,390	19
'94	139-231	.602	1,544	17
'95	195-300	.650	2,273	15
Tot.	646-1,052	.614	7,686	59



► Mike Howard

Year	PC-PA	Pct.	Yards	TD
'83	6-10	.600	46	0
'84	182-314	.580	2,127	11
'85	62-110	.564	643	4
'86	57-113	.504	586	5
Tot.	307-547	.561	3,402	20



► Randy Wright

Year	PC-PA	Pct.	Yards	TD
'81	30-61	.492	382	4
'82	174-330	.527	2,292	15
'83	173-323	.536	2,329	19
Tot.	377-714	.528	5,003	38



► Jim Haluska

Year	PC-PA	Pct.	Yards	TD
'52	123-225	.547	1,552	12
'54	36-75	.480	505	2
'55	71-132	.538	1,036	6
Tot.	230-432	.532	3,093	20



► Mike Samuel

Year	PC-PA	Pct.	Yards	TD
'95	11-31	.355	166	2
'96	148-254	.583	1,752	8
'97	141-254	.555	1,896	8
'98	90-172	.523	1,175	6
Tot.	390-711	.549	4,989	24




► Ron Miller

Year	PC-PA	Pct.	Yards	TD
'60	97-188	.516	1,351	8
'61	104-198	.525	1,487	11
Tot.	201-386	.521	2,838	19



► Tony Lowery

Year	PC-PA	Pct.	Yards	TD
'87	42-89	.472	572	2
'88	67-121	.554	712	1
'90	159-280	.568	1,757	5
'91	87-158	.551	965	6
Tot.	355-648	.548	4,006	14



► Mike Kalasmiki

Year	PC-PA	Pct.	Yards	TD
'77	8-34	.235	166	1
'78	107-231	.463	1,378	12
'79	72-137	.526	1,082	5
Tot.	187-402	.465	2,626	18



► Neil Graff

Year	PC-PA	Pct.	Yards	TD
'69	93-191	.487	1,086	7
'70	83-174	.477	1,313	11
'71	97-186	.522	1,300	5
Tot.	273-551	.495	3,699	23




► Gregg Bohlig

Year	PC-PA	Pct.	Yards	TD
'72	14-40	.350	156	0
'73	78-172	.453	1,211	8
'74	79-143	.552	1,212	8
Tot.	171-355	.482	2,579	16

Career Passing

► Career passing yards

Player	PC-PA	Pct.	Yards	TD
1. Darrell Bevell, 1992-95	646-1,052	.614	7,686	59
2. Randy Wright, 1981-83	377-714	.528	5,003	38
3. Mike Samuel, 1995-98	390-711	.549	4,989	24
4. Tony Lowery, '87-88, 90-91	355-648	.548	4,006	14
5. Neil Graff, 1969-71	273-551	.495	3,699	23
6. Mike Howard, 1983-86	307-547	.561	3,402	20
7. Jim Haluska, 1952, 54-55	230-432	.532	3,093	20
8. Ron Miller, 1960-61	201-386	.521	2,838	19
9. Mike Kalasmiki, 1977-79	187-402	.465	2,626	18
10. Gregg Bohlig, 1972-74	171-355	.482	2,579	16
11. Mike Carroll, 1975-76	190-385	.494	2,335	13
12. Hal Brandt, 1962-64	189-393	.481	2,293	12
13. Bud Keyes, 1985-87	181-387	.468	2,181	14
14. John Coatta, 1949-51	178-343	.519	2,140	9
15. John Boyajian, 1965-67	162-316	.513	2,064	7
16. John Ryan, 1966-68	189-432	.438	1,991	8
17. Ron Vander Kelen, 1962	124-216	.574	1,582	14
18. Jim Miller, 1953-55	94-195	.482	1,554	15
19. Jess Cole, 1980-81	113-268	.422	1,543	14
20. Dale Hackbart, 1957-59	109-238	.458	1,536	6
21. Rudy Steiner, 1971-72	94-220	.427	1,529	12
22. Jay Macias, 1991-94	115-237	.485	1,495	9
23. Chuck Burt, 1965-66	122-237	.515	1,157	5
24. Brooks Bollinger, 1999-pres.	82-140	.586	1,133	8
25. Sid Williams, 1956-58	57-113	.504	988	6



Darrell Bevell, now an assistant coach for quality control with the Packers, holds every UW career passing record.

► Career pass attempts

1. Darrell Bevell, 1992-95	1,052
2. Randy Wright, 1981-83	714
3. Mike Samuel, 1995-98	711
4. Tony Lowery, 1987-88, 90-91	648
5. Neil Graff, 1969-71	551
6. Mike Howard, 1983-86	547
7. John Ryan, 1966-68	432
Jim Haluska, 1952, 54-55	432
9. Mike Kalasmiki, 1977-79	402
10. Hal Brandt, 1962-64	393

► Career pass completions

1. Darrell Bevell, 1992-95	646
2. Mike Samuel, 1995-97	390
3. Randy Wright, 1981-83	377
4. Tony Lowery, 1987-88, 90-91	355
5. Mike Howard, 1983-86	307
6. Neil Graff, 1969-71	273
7. Jim Haluska, 1952, 54-55	230
8. Ron Miller, 1960-61	201
9. Mike Carroll, 1975-76	190
10. Hal Brandt, 1962-64	189
John Ryan, 1966-68	189

► Career completion percentage

Minimum 300 attempts

1. Darrell Bevell, 1992-95	.614
2. Mike Howard, 1983-86	.561
3. Mike Samuel, 1995-97	.549
4. Tony Lowery, 1987-88, 90-91	.548
5. Jim Haluska, 1952, 54-55	.532
6. Randy Wright, 1981-83	.528
7. Ron Miller, 1960-61	.521
8. John Coatta, 1949-51	.519
9. John Boyajian, 1965-67	.513
10. Neil Graff, 1969-71	.495

► Career passing touchdowns

1. Darrell Bevell, 1992-95	59
2. Randy Wright, 1981-83	38
3. Mike Samuel, 1995-97	24
4. Neil Graff, 1969-71	23
5. Jim Haluska, 1952, 54-55	20
Mike Howard, 1983-86	20
7. Ron Miller, 1960-61	19
8. Mike Kalasmiki, 1977-79	18
9. Gregg Bohlig, 1972-74	16
10. Jim Miller, 1953-55	15

► Career pass efficiency

Minimum 300 attempts

1. Darrell Bevell, 1992-95	133.9
2. Randy Wright, 1981-83	118.7
3. Mike Samuel, 1995-97	117.1
4. Ron Miller, 1960-61	116.1
5. Gregg Bohlig, 1972-74	112.2
6. Jim Haluska, 1952, 54-55	110.5
7. Neil Graff, 1969-71	107.7
8. Mike Howard, 1983-86	107.3
9. John Coatta, 1949-51	107.0
10. Tony Lowery, 1987-88, 90-91	104.0

Season Passing

▶ Season passing yards

1.	Darrell Bevell, 1993	2,390
2.	Randy Wright, 1983	2,329
3.	Randy Wright, 1982	2,292
4.	Darrell Bevell, 1995	2,273
5.	Mike Howard, 1984	2,127
6.	Mike Samuel, 1997	1,896
7.	Tony Lowery, 1990	1,757
8.	Mike Samuel, 1996	1,752
9.	Mike Carroll, 1976	1,627
10.	Ron Vander Kelen, 1962	1,582
11.	Jim Haluska, 1952	1,552
12.	Darrell Bevell, 1994	1,544
13.	Ron Miller, 1961	1,487
14.	Darrell Bevell, 1992	1,479
15.	Mike Kalasmiki, 1978	1,378
16.	Ron Miller, 1960	1,351
17.	Neil Graff, 1970	1,313
18.	Neil Graff, 1971	1,300
19.	Jess Cole, 1981	1,269
20.	Gregg Bohlig, 1973	1,212
21.	Gregg Bohlig, 1974	1,211
22.	Mike Samuel, 1998	1,175
23.	John Coatta, 1951	1,154
24.	Chuck Burt, 1965	1,143
25.	Brooks Bollinger, 1999	1,133
26.	Neil Graff, 1969	1,086
27.	Mike Kalasmiki, 1979	1,082
28.	Rudy Steiner, 1972	1,080
29.	Hal Brandt, 1964	1,059
30.	Jim Haluska, 1955	1,036
31.	Hal Brandt, 1963	1,006
32.	Bud Keyes, 1986	1,002

▶ Season pass attempts

1.	Randy Wright, 1982	330
2.	Randy Wright, 1983	323
3.	Mike Howard, 1984	314
4.	Darrell Bevell, 1995	300
5.	Tony Lowery, 1990	280
6.	Darrell Bevell, 1993	276
7.	Mike Carroll, 1976	262
8.	Mike Samuel, 1996	254
	Mike Samuel, 1997	254
10.	Darrell Bevell, 1992	245

▶ Season pass completions

1.	Darrell Bevell, 1995	195
2.	Darrell Bevell, 1993	187
3.	Mike Howard, 1984	182
4.	Randy Wright, 1982	174
5.	Randy Wright, 1983	173
6.	Tony Lowery, 1990	159
7.	Mike Samuel, 1996	148
8.	Mike Samuel, 1997	141
9.	Darrell Bevell, 1994	139
10.	Mike Carroll, 1976	132

▶ Season completion pct.

Minimum 100 attempts

1.	Darrell Bevell, 1993	.678
2.	Darrell Bevell, 1995	.650
3.	John Coatta, 1950	.602
	Darrell Bevell, 1994	.602
5.	Brooks Bollinger, 1999	.586
6.	Mike Samuel, 1996	.583
7.	Mike Howard, 1984	.580
8.	Ron Vander Kelen, 1962	.574
9.	Tony Lowery, 1990	.568
10.	Mike Howard, 1985	.564

▶ Season passing touchdowns

1.	Randy Wright, 1983	19
	Darrell Bevell, 1993	19
3.	Darrell Bevell, 1994	17
4.	Randy Wright, 1982	15
	Darrell Bevell, 1995	15
6.	Ron Vander Kelen, 1962	14
7.	Mike Carroll, 1976	13
8.	Jim Haluska, 1952	12
	Mike Kalasmiki, 1978	12
	Jess Cole, 1981	12

▶ Season pass efficiency

Minimum 200 attempts

1.	Darrell Bevell, 1993	155.2
2.	Darrell Bevell, 1995	137.8
3.	Darrell Bevell, 1994	128.9
4.	Ron Vander Kelen, 1962	128.2
5.	Neil Graff, 1970	125.0
6.	Randy Wright, 1983	122.4
7.	Mike Howard, 1984	118.8
	Mike Samuel, 1996	118.8
9.	Mike Samuel, 1997	118.4
10.	Randy Wright, 1982	118.2

Yearly passing leaders

Year	Player	Att.	Com.	Yards	TD
1999	Brooks Bollinger	140	82	1,133	8
1998	Mike Samuel	172	90	1,175	6
1997	Mike Samuel	254	141	1,896	8
1996	Mike Samuel	254	148	1,752	8
1995	Darrell Bevell	300	195	2,273	15
1994	Darrell Bevell	231	139	1,544	17
1993	Darrell Bevell	276	187	2,390	19
1992	Darrell Bevell	245	125	1,479	8
1991	Tony Lowery	158	87	965	6
1990	Tony Lowery	280	159	1,757	5
1989	Sean Wilson	129	66	667	3
1988	Tony Lowery	121	67	712	1
1987	Tony Lowery	89	42	572	2
1986	Bud Keyes	174	93	1,002	5
1985	Bud Keyes	147	60	829	8
1984	Mike Howard	314	182	2,127	11
1983	Randy Wright	323	173	2,329	19
1982	Randy Wright	330	174	2,292	15
1981	Jess Cole	215	90	1,269	12
1980	John Josten	138	53	622	1
1979	Mike Kalasmiki	137	72	1,082	5
1978	Mike Kalasmiki	231	107	1,378	12
1977	Anthony Dudley	127	64	877	2
1976	Mike Carroll	262	132	1,627	13
1975	Mike Carroll	123	58	708	0
1974	Gregg Bohlig	143	79	1,212	8
1973	Gregg Bohlig	172	78	1,211	8
1972	Rudy Steiner	150	62	1,080	9
1971	Neil Graff	186	97	1,300	5
1970	Neil Graff	174	83	1,313	11
1969	Neil Graff	191	93	1,086	7
1968	John Ryan	202	84	855	3
1967	John Boyajian	152	79	966	3
1966	John Boyajian	129	64	863	3
1965	Chuck Burt	235	121	1,143	5
1964	Harold Brandt	176	85	1,059	4
1963	Harold Brandt	181	86	1,006	6
1962	Ron Vander Kelen	216	124	1,582	14
1961	Ron Miller	198	104	1,487	11
1960	Ron Miller	188	97	1,351	8
1959	Dale Hackbart	108	51	734	2
1958	Dale Hackbart	99	46	641	4
1957	Sid Williams	54	25	451	4
1956	Sid Williams	19	10	216	0
1955	Jim Haluska	132	71	1,036	6
1954	Jim Miller	88	46	608	5
1953	Jim Miller	69	36	683	6
1952	Jim Haluska	225	123	1,552	12
1951	John Coatta	185	91	1,154	8
1950	John Coatta	108	65	727	6
1949	Bob Petruska	106	45	620	6
1948	Bob Petruska	26	11	125	0
1947	Earl Girard	55	25	322	4
1946	Lisle Blackbourne	26	10	175	1

▶ Game passing yards

1.	Darrell Bevell vs. Minnesota, 1993	423
2.	Ron Vander Kelen vs. USC, 1963	401
3.	Tony Lowery vs. Northwestern, 1990	355
4.	Darrell Bevell vs. Iowa, 1995	352
5.	Randy Wright vs. Iowa, 1983	325
6.	Randy Wright vs. Ohio State, 1983	319
7.	Randy Wright vs. Purdue, 1983	317
8.	Randy Wright vs. Purdue, 1982	303
9.	Darrell Bevell vs. Minnesota, 1995	302
10.	Ron Miller vs. Minnesota, 1961	297
11.	Tony Lowery vs. Temple, 1990	294
12.	John Boyajian vs. Minnesota, 1967	290
	Mike Howard vs. Purdue, 1984	290
14.	Randy Wright vs. Iowa, 1982	278
15.	Darrell Bevell vs. Northwestern, 1992	274

▶ Game pass attempts

1.	Randy Wright vs. Iowa, 1983	54
2.	Darrell Bevell vs. Iowa, 1995	51
3.	Ron Vander Kelen vs. USC, 1963	48
	Darrell Bevell vs. Minnesota, 1993	48
5.	Mike Kalasmiki vs. Michigan State, 1978	45

▶ Game pass completions

1.	Darrell Bevell vs. Iowa, 1995	35
2.	Ron Vander Kelen vs. USC, 1963	33
3.	Darrell Bevell vs. Minnesota, 1993	31
4.	Mike Carroll vs. Michigan, 1976	25
	Randy Wright vs. Iowa, 1983	25

▶ Game completion percentage

Minimum 10 attempts

1.	Darrell Bevell vs. Northwestern, 1993	.944
2.	Mike Samuel vs. San Diego State, 1997	.923
3.	Darrell Bevell vs. SMU, 1995	.900
	Brooks Bollinger vs. Indiana, 1999	.900
5.	Bud Keyes vs. Michigan, 1986	.842

▶ Game passing touchdowns

1.	Darrell Bevell vs. Nevada, 1993	5
2.	Neil Graff vs. Indiana, 1969	4
	Randy Wright vs. Indiana, 1983	4
	Mike Howard vs. No. Illinois, 1986	4
	Darrell Bevell vs. Purdue, 1993	4

▶ Game pass efficiency

Minimum 20 attempts

1.	Neil Graff vs. Penn State, 1971	259.9
2.	Gregg Bohlig vs. Northwestern, 1973	255.3
3.	Darrell Bevell vs. SMU, 1995	233.2
4.	Darrell Bevell vs. Purdue, 1993	226.7
5.	Darrell Bevell vs. Indiana, 1994	225.6

▶ Season passing by class

By a senior

2,329	Randy Wright, 1983
2,273	Darrell Bevell, 1995
1,582	Ron Vander Kelen, 1962
1,487	Ron Miller, 1961
1,300	Neil Graff, 1971

By a junior

2,292	Randy Wright, 1982
1,896	Mike Samuel, 1997
1,757	Tony Lowery, 1990
1,544	Darrell Bevell, 1994
1,378	Mike Kalasmiki, 1978

By a sophomore

2,390	Darrell Bevell, 1993
2,127	Mike Howard, 1984
1,752	Mike Samuel, 1996
1,552	Jim Haluska, 1952
1,086	Neil Graff, 1969

By a freshman

1,479	Darrell Bevell, 1992
1,133	Brooks Bollinger, 1999
667	Sean Wilson, 1989
585	Jay Macias, 1991
572	Tony Lowery, 1987

▶ Game passing by class

By a senior

401	Ron Vander Kelen vs. USC, 1963
352	Darrell Bevell vs. Iowa, 1995
325	Randy Wright vs. Iowa, 1983

By a junior


355	Tony Lowery vs. Northwestern, 1990
303	Randy Wright vs. Purdue, 1982
294	Tony Lowery vs. Temple, 1990

By a sophomore

423	Darrell Bevell vs. Minnesota, 1993
290	Mike Howard vs. Purdue, 1984
267	Mike Howard vs. Missouri, 1984

By a freshman

274	Darrell Bevell vs. Northwestern, 1992
214	Darrell Bevell vs. Ohio State, 1992
212	Brooks Bollinger vs. Minnesota, 1999



Ron Vander Kelen passed for a school-record 401 yards vs. USC in 1963, a mark that stood for 30 years.

200-yard games by season

1999: 1	1972: 1
1998: 0	1971: 1
1997: 3	1970: 1
1996: 2	1969: 1
1995: 4	1968: 0
1994: 3	1967: 2
1993: 6	1966: 1
1992: 2	1965: 0
1991: 1	1964: 1
1990: 2	1963: 1
1989: 1	1962: 2
1988: 1	1961: 3
1987: 0	1960: 2
1986: 1	1959: 0
1985: 1	1958: 0
1984: 4	1957: 0
1983: 6	1956: 0
1982: 4	1955: 1
1981: 0	1954: 0
1980: 0	1953: 0
1979: 2	1952: 1
1978: 2	1951: 0
1977: 0	1950: 0
1976: 3	1949: 0
1975: 0	1948: 0
1974: 1	1947: 0
1973: 1	1946: 0

200-yard Passing Games


Receiving

423 Darrell Bevell vs. Minnesota, 1993	263 Darrell Bevell vs. Nevada, 1993	230 Tony Lowery vs. No. Illinois, 1988	214 Darrell Bevell vs. Ohio State, 1992
401 Ron Vander Kelen vs. USC, 1963	259 Randy Wright vs. Michigan St., 1983	229 Neil Graff vs. Indiana, 1969	213 Darrell Bevell vs. Illinois, 1994
355 Tony Lowery vs. Northwestern, 1990	253 Gregg Bohlig vs. Northwestern, 1973	229 Neil Graff vs. Syracuse, 1971	212 Brooks Bollinger vs. Minnesota, '99
352 Darrell Bevell vs. Iowa, 1995	252 John Boyajian vs. Ohio State, 1967	225 Bud Keyes vs. Illinois, 1985	207 John Boyajian vs. Ohio State, 1966
325 Randy Wright vs. Iowa, 1983	252 Rudy Steiner vs. Ohio State, 1972	224 Ron Miller vs. Marquette, 1960	207 Darrell Bevell vs. Northwestern, 1993
319 Randy Wright vs. Ohio State, 1983	252 Mike Kalasmiki vs. Minnesota, 1979	224 Tony Lowery vs. E. Michigan, 1991	206 Mike Samuel vs. Ohio State, 1996
317 Randy Wright vs. Purdue, 1983	250 Mike Samuel vs. Purdue, 1997	223 Darrell Bevell vs. SMU, 1995	205 Mike Carroll vs. Purdue, 1976
303 Randy Wright vs. Purdue, 1982	249 Mike Kalasmiki vs. Iowa, 1982	222 Darrell Bevell vs. Illinois, 1993	204 Darrell Bevell vs. Purdue, 1993
302 Darrell Bevell vs. Minnesota, 1995	237 Darrell Bevell vs. Minnesota, 1994	220 Neil Graff vs. Penn State, 1970	203 Ron Miller vs. Purdue, 1960
297 Ron Miller vs. Minnesota, 1961	248 Mike Howard vs. Illinois, 1984	219 Randy Wright vs. Northwestern, 1983	203 Mike Howard vs. Kentucky, 1984
294 Tony Lowery vs. Temple, 1990	246 Randy Wright vs. UCLA, 1982	219 Ron Miller vs. Ohio State, 1961	202 Ron Vander Kelen vs. Iowa, 1962
290 John Boyajian vs. Minnesota, 1967	242 Gregg Bohlig vs. Nebraska, 1974	218 Ron Miller vs. Oregon State, 1961	202 Ron Vander Kelen vs. Michigan, 1962
290 Mike Howard vs. Purdue, 1984	240 Mike Kalasmiki vs. Michigan St., '78	218 Randy Wright vs. Illinois, 1983	202 Sean Wilson vs. Michigan St., 1989
278 Randy Wright vs. Iowa, 1982	237 Jim Haluska vs. Marquette, 1952	218 Bud Keyes vs. Iowa, 1986	202 Mike Samuel vs. Minnesota, 1997
274 Darrell Bevell vs. Northwestern, 1992	236 Mike Samuel vs. Stanford, 1996	215 Jay Macias vs. Purdue, 1994	
271 Mike Samuel vs. Northwestern, 1997	235 Darrell Bevell vs. Michigan St., 1993		
268 Mike Carroll vs. Michigan, 1976	234 Harold Brandt vs. Notre Dame, 1964		
267 Mike Howard vs. Missouri, 1984	232 Jim Haluska vs. USC, 1955		
265 Mike Kalasmiki vs. Northwestern, '79	232 Mike Kalasmiki vs. Oregon, 1978		
265 Darrell Bevell vs. Michigan St., 1995	231 Mike Carroll vs. Kansas, 1976		

► 2,000-yard passers

Randy Wright (2,292 yards), '82

@Michigan (#12)	39	20	197	0
UCLA (#14)	43	21	246	2
Toledo	22	16	184	3
@Purdue	30	20	303	2
@Ohio State	20	8	95	0
Michigan State	26	15	158	2
Illinois	28	13	198	1
Northwestern	20	12	172	1
Indiana	17	9	149	0
@Iowa	40	21	278	1
Minnesota	21	10	129	1
Kansas State	24	9	183	2



Randy Wright

Randy Wright (2,329 yards), '83

No. Illinois	17	9	124	0
Missouri	19	12	114	2
Michigan (#17)	29	11	89	2
@Northwestern	26	18	219	2
Illinois (#19)	34	15	218	1
@Minnesota	18	11	146	1
Indiana	19	12	199	4
@Ohio State (#16)	39	23	319	3
Iowa (#15)	54	25	325	1
@Purdue	33	16	317	2
Michigan State	35	21	259	1

Mike Howard (2,127 yards), '84

No. Illinois	25	13	162	1
@Missouri	38	19	267	3
@Michigan (#16)	24	14	151	0
Northwestern	21	11	104	0
@Illinois	28	16	248	0
Minnesota	29	21	189	1
@Indiana	7	2	20	0
Ohio State (#6)	29	17	158	1
@Iowa (#17)	26	13	127	0
Purdue	30	20	290	3
@Michigan State	24	13	167	1
Kentucky	29	19	203	1

Darrell Bevell (2,390 yards), '93

Nevada	27	19	263	5
@SMU	26	18	198	1
Iowa State	21	15	196	1
@Indiana	15	5	123	1
Northwestern	18	17	207	1
@Purdue	20	15	204	4
@Minnesota	15	9	110	0
Michigan (#24)	22	15	118	0
Ohio State (#3)	18	11	105	1
@Illinois	22	17	222	3
Michigan State	19	14	235	1
UCLA (#13)	20	10	96	0

Darrell Bevell (2,273 yards), '95

Colorado (#13)	24	14	175	0
@Stanford	32	20	172	2
SMU	20	18	223	3
@Penn State (#6)	22	18	192	2
Ohio State (#4)	31	15	158	1
@Northwestern (#11)	23	15	193	2
Michigan State	27	17	265	3
@Purdue	18	10	152	1
@Minnesota	12	7	57	0
Iowa	51	35	352	2
Illinois	31	19	184	0

Receiving

Long catches

89t
Lee DeRamus vs.
E. Michigan, '91

87t
Tim Stracka vs.
Kansas State, '82

81t
Nick Davis vs.
Minnesota, '99

80t
David Charles vs.
Richmond, '78

80t
Chris Chambers
vs. Michigan, '98

79t
Reggie Tompkins
vs. N. Illinois, '86

78t
John Bridgeman
vs. USC, '55

78t
Tom McCauley
vs. Michigan, '66

78t
Tim Fullington
vs. UNLV, '85

77t
Jeff Mack vs.
Nebraska, '74

77t
Jeff Mack vs.
LSU, '72

PRE-MODERN ERA

80t
Paul Meyers vs.
Minnesota, '19

78t
John Wilson vs.
Michigan, '35

Wisconsin's Top 10 Career Receivers




▶ Al Toon

Year	No.	Yards	Avg.	TD
'82	32	472	14.8	5
'83	45	881	19.6	9
'84	54	750	13.9	5
Total	131	2,103	16.1	19



▶ David Charles

Year	No.	Yards	Avg.	TD
'76	34	449	13.2	3
'77	29	437	15.1	3
'78	38	573	15.1	5
Total	101	1,459	14.4	11




▶ Tony Simmons

Year	No.	Yards	Avg.	TD
'94	22	588	26.7	8
'95	29	504	17.4	7
'96	20	346	17.3	3
'97	28	553	19.8	5
Total	99	1,991	20.1	23



▶ Tim Stracka

Year	No.	Yards	Avg.	TD
'78	4	68	17.0	2
'79	25	289	11.6	0
'80	28	462	16.5	2
'82	35	614	17.5	3
Total	92	1,433	15.6	7



▶ Lee DeRamus

Year	No.	Yards	Avg.	TD
'91	23	374	16.3	3
'92	42	680	16.2	6
'93	54	920	17.0	6
Total	119	1,974	16.6	15



▶ Mel Reddick

Year	No.	Yards	Avg.	TD
'67	42	524	12.5	2
'68	34	375	11.0	1
'69	37	421	11.4	3
Total	113	1,320	11.7	6




▶ Pat Richter

Year	No.	Yards	Avg.	TD
'60	25	362	14.5	1
'61	47	817	17.4	8
'62	49	694	14.2	6
Total	121	1,873	15.5	15




▶ Michael Jones

Year	No.	Yards	Avg.	TD
'81	24	421	17.5	4
'82	17	275	16.2	3
'83	24	281	11.7	2
'84	22	289	13.1	3
Total	87	1,266	14.6	12



▶ Donald Hayes

Year	No.	Yards	Avg.	TD
'95	17	328	19.3	1
'96	44	629	14.3	1
'97	45	618	13.7	2
Total	106	1,575	14.9	4



▶ Tom McCauley

Year	No.	Yards	Avg.	TD
'66	46	689	15.0	3
'67	37	525	14.2	0
'68	1	37	37.0	0
Total	84	1,251	14.9	3

Career Receiving

► Career receiving yards

Player	Rec.	Yards	Avg	TD
1. Al Toon, 1982-84	131	2,103	16.1	19
2. Tony Simmons, 1994-97	99	1,991	20.1	23
3. Lee DeRamus, 1991-93	119	1,974	16.6	15
4. Pat Richter, 1960-62	121	1,873	15.5	15
5. Donald Hayes, 1994-97	106	1,575	14.9	4
6. David Charles, 1976-78	101	1,459	14.4	11
7. Tim Stracka, 1978-80, 82	92	1,433	15.6	7
8. Mel Reddick, 1967-69	113	1,320	11.7	6
9. Michael Jones, 1981-84	87	1,266	14.6	12
10. Tom McCauley, 1966-68	84	1,251	14.9	3
11. Chris Chambers, 1997-present	75	1,191	15.9	11
12. Jeff Mack, 1972-74	57	1,108	19.4	10
13. Al Hannah, 1969-71	59	1,025	17.4	7
14. Michael Roan, 1991-94	92	980	10.7	9
15. Jack Novak, 1972-74	49	965	19.7	6
16. Thad McFadden, '80-81, 83-84	61	933	15.3	8
17. Jimmy Jones, 1963-64	56	908	16.2	7
18. Larry Mialik, 1969-71	50	883	17.7	8
19. Bill Williams, 1986-88, 90	64	866	13.5	3
20. J.C. Dawkins, 1992-94	69	841	12.2	7
21. Scott Bestor, 1986-88	63	831	13.2	1
22. Jerry Witt, 1951-53	48	830	17.3	8
23. Tom Stauss, 1977-79	48	815	17.0	5
24. Bill Fritz, 1965-67	82	809	9.9	5
25. Bret Pearson, 1981-84	76	796	10.5	2

► Career receptions

1. Al Toon, 1982-84	131
2. Pat Richter, 1960-62	121
3. Lee DeRamus, 1991-93	119
4. Mel Reddick, 1967-69	113
5. Donald Hayes, 1994-97	106
6. David Charles, 1976-78	101
7. Tony Simmons, 1994-97	99
8. Tim Stracka, 1978-80, 82	92
Michael Roan, 1991-94	92
10. Michael Jones, 1981-84	87

► Career receiving touchdowns

1. Tony Simmons, 1994-97	23
2. Al Toon, 1982-84	19
3. Pat Richter, 1960-62	15
Lee DeRamus, 1991-93	15
5. Michael Jones, 1981-84	12
6. David Charles, 1976-78	11
Chris Chambers, 1997-present	11
8. Jeff Mack, 1972-74	10
9. Michael Roan, 1991-94	9
Matt Nyquist, 1992-95	9

► Career average per reception

Minimum 50 receptions


1. Tony Simmons, 1994-97	20.1
2. Jeff Mack, 1972-74	19.4
3. Larry Mialik, 1969-71	17.7
4. Al Hannah, 1969-71	17.4
5. Lee DeRamus, 1991-93	16.6
6. Jimmy Jones, 1963-64	16.2
7. Al Toon, 1982-84	16.1
8. Chris Chambers, 1997-present	15.9
9. Tim Stracka, 1978-80, 82	15.6
10. Pat Richter, 1960-62	15.5

Career 100-yard games

Player	Years	No.
Pat Richter	1960-62	8
Al Toon	1982-84	6
Lee DeRamus	1991-93	6
Al Hannah	1969-71	4
Tony Simmons	1994-97	4
Donald Hayes	1994-97	3
Jimmy Jones	1963-64	3
Tom McCauley	1966-68	3
David Charles	1976-78	3
Tom Stauss	1977-79	3

Season 100-yard games

Player	Year	No.
Pat Richter	1961	5
Lee DeRamus	1993	4
Al Toon	1983	3
Al Toon	1984	3



Former Madison East High School star Donald Hayes is one of six receivers in school history with more than 100 career receptions.

Season Receiving

Career Receiving

► Season receiving yards

1.	Lee DeRamus, 1993	920
2.	Al Toon, 1983	881
3.	Pat Richter, 1961	817
4.	Al Toon, 1984	750
5.	Larry Mialik, 1970	702
6.	Pat Richter, 1962	694
7.	Tom McCauley, 1966	689
8.	Lee DeRamus, 1992	680
9.	Tom Stauss, 1979	660
10.	Donald Hayes, 1996	629
11.	Donald Hayes, 1997	618
12.	Tim Stracka, 1982	614
13.	Al Hannah, 1971	608
14.	Tony Simmons, 1994	588
15.	Michael London, 1995	587
16.	Chris Chambers, 1999	578
17.	David Charles, 1978	573
18.	Chris Chambers, 1998	563
19.	Tony Simmons, 1997	553
20.	James Jones, 1964	529

► Season receptions

1.	Al Toon, 1984	54
	Lee DeRamus, 1993	54
3.	Pat Richter, 1962	49
4.	Pat Richter, 1961	47
5.	Tom McCauley, 1966	46
6.	Al Toon, 1983	45
	Donald Hayes, 1997	45
8.	Donald Hayes, 1996	44
9.	Mel Reddick, 1967	42
	Lee DeRamus, 1992	42

► Season receiving touchdowns

1.	Al Toon, 1983	9
2.	Pat Richter, 1961	8
	Tony Simmons, 1994	8
4.	Larry Mialik, 1970	7
	Tony Simmons, 1995	7
	Chris Chambers, 1998	7
7.	Pat Richter, 1962	6
	Lee DeRamus, 1992	6
	Lee DeRamus, 1993	6
10.	many players tied with	5
	(MR: Tony Simmons, 1997)	

► Season average per reception

Minimum 30 receptions

1.	Larry Mialik, 1970	21.3
2.	Jeff Mack, 1972	19.6
	Al Toon, 1983	19.6
4.	Tim Klosek, 1971	17.6
5.	Michael Jones, 1981	17.5
	Tim Stracka, 1982	17.5
7.	Pat Richter, 1961	17.4
	Tom Stauss, 1979	17.4
9.	Lee DeRamus, 1993	17.0
10.	Lee DeRamus, 1992	16.2

► Season receiving by class

By a senior

750	Al Toon, 1984
694	Pat Richter, 1962
618	Donald Hayes, 1997
614	Tim Stracka, 1982
573	David Charles, 1978

By a junior

920	Lee DeRamus, 1993
821	Al Toon, 1983
817	Pat Richter, 1961
629	Donald Hayes, 1996
578	Chris Chambers, 1999

By a sophomore

689	Tom McCauley, 1966
680	Lee DeRamus, 1992
563	Chris Chambers, 1998
524	Mel Reddick, 1967
504	Tony Simmons, 1995

By a freshman

588	Tony Simmons, 1994
421	Michael Jones, 1981
374	Lee DeRamus, 1991
231	Michael Roan, 1991
215	Ahmad Merritt, 1996

► Game receiving by class

By a senior

167	Jimmy Jones vs. Northwestern, 1964
163	Pat Richter vs. USC, 1963
158	Tony Simmons vs. Northwestern, '97

By a junior

252	Al Toon vs. Purdue, 1983
170	Pat Richter vs. Illinois, 1961
156	Pat Richter vs. Northwestern, 1961
156	Lee DeRamus vs. Minnesota, 1993

By a sophomore

193	Tim Ware vs. Northwestern, 1990
150	Jerry Witt vs. Northwestern, 1950
145	Tom McCauley vs. Michigan, 1966

By a freshman

132	Tony Simmons vs. Illinois, 1994
114	Tony Simmons vs. Indiana, 1994
109	Lee DeRamus vs. E. Michigan, 1991

Yearly receiving leaders

Year	Player	No.	Yards	Avg.	TD
1999	Chris Chambers	41	578	14.1	4
1998	Chris Chambers	28	563	20.1	7
1997	Donald Hayes	45	618	13.7	2
1996	Donald Hayes	44	629	14.3	1
1995	Michael London	41	587	14.3	2
1994	Tony Simmons	22	588	26.7	8
1993	Lee DeRamus	54	920	17.0	6
1992	Lee DeRamus	42	680	16.2	6
1991	Lee DeRamus	23	374	16.3	3
1990	Tim Ware	24	473	19.7	2
1989	Craig Hudson	24	206	8.6	0
1988	Scott Bestor	26	327	12.6	0
1987	Scott Bestor	18	257	14.3	1
1986	Reggie Tompkins	32	443	13.8	2
1985	Tim Fullington	21	403	19.2	4
1984	Al Toon	54	750	13.9	5
1983	Al Toon	45	881	19.6	9
1982	Tim Stracka	35	614	17.5	3
1981	Michael Jones	24	421	17.5	4
1980	Tim Stracka	28	462	16.5	2
1979	Tom Stauss	38	660	17.4	3
1978	David Charles	38	573	15.1	5
1977	David Charles	29	437	15.1	3
1976	David Charles	34	449	13.2	3
1975	Ray Bailey	18	223	12.4	0
1974	Jeff Mack	16	353	22.1	2
1973	Jack Novak	13	282	21.7	1
1972	Jeff Mack	27	528	19.6	5
1971	Albert Hannah	39	608	15.6	2
1970	Larry Mialik	33	702	21.3	7
1969	Stu Voigt	39	439	11.3	2
1968	Mel Reddick	34	375	11.0	1
1967	Tom McCauley	37	525	14.2	0
1966	Tom McCauley	46	689	15.0	3
1965	Dennis Lager	39	396	10.2	0
1964	Jimmy Jones	34	529	15.6	4
1963	Rick Reichardt	26	383	14.7	1
1962	Pat Richter	49	694	14.2	6
1961	Pat Richter	47	817	17.4	8
1960	Pat Richter	25	362	14.5	1
1959	Alan Schoonover	10	290	29.0	1
1958	Ron Steiner	11	171	15.5	1
1957	Earl Hill	11	197	17.9	2
1956	Dave Howard	16	247	15.4	2
1955	Dave Howard	15	273	18.2	3
1954	Ron Locklin	22	218	9.9	2
1953	Norbert Esser	19	238	12.5	2
1952	Jerry Witt	27	387	14.3	4
1951	Jerry Witt	17	371	21.8	3
1950	Gene Felker	23	266	11.6	1
1949	Hal Haberman	17	194	11.4	2
1948	Jim Embach	5	92	18.4	0
1947	Tom Bennett	7	95	13.6	1
1946	Tom Bennett	6	124	20.7	0

Game Receiving

Career Total Offense

▶ Game receiving yards

1.	Al Toon vs. Purdue, 1983	252
2.	Tim Ware vs. Northwestern, 1990	193
3.	Pat Richter vs. Illinois, 1961	170
4.	Jimmy Jones vs. Northwestern, 1964	167
5.	Pat Richter vs. USC, 1963	163
6.	Tony Simmons vs. Northwestern, 1997	158
7.	Pat Richter vs. Northwestern, 1961	156
	Lee DeRamus vs. Minnesota, 1993	156
9.	Jerry Witt vs. Northwestern, 1951	150
10.	Al Toon vs. Michigan State, 1983	149
11.	Dave Howard vs. Iowa, 1955	147
	Tom McCauley vs. Michigan, 1966	147
13.	Pat Richter vs. Minnesota, 1961	142
	Larry Mialik vs. Penn State, 1970	142
15.	Tony Simmons vs. Minnesota, 1995	140
	Matt Nyquist vs. Iowa, 1995	140
17.	Pat Richter vs. Oregon State, 1961	138
18.	Al Toon vs. Iowa, 1983	136
19.	Tim Klosek vs. Michigan State, 1971	135
	Tom Stauss vs. Minnesota, 1979	135
	Tim Fullington vs. Illinois, 1985	135
22.	David Charles vs. Iowa, 1978	134
23.	Tom McCauley vs. Minnesota, 1967	132
	Jeff Mack vs. Nebraska, 1974	132
	Tony Simmons vs. Illinois, 1994	132

▶ Game receptions

1.	Matt Nyquist vs. Iowa, 1995	13
2.	Pat Richter vs. USC, 1963	11
	Jimmy Jones vs. Northwestern, 1964	11
	Louis Jung vs. Colorado, 1965	11
5.	Al Toon vs. Michigan State, 1983	10
6.	Pat Richter vs. Illinois, 1961	9
	Tom McCauley vs. Minnesota, 1967	9
	David Charles vs. Iowa, 1978	9
	Al Toon vs. Missouri, 1984	9
	Lee DeRamus vs. Minnesota, 1993	9
	J.C. Dawkins vs. Minnesota, 1993	9
	Donald Hayes vs. Penn State, 1996	9
	Chris Chambers vs. Michigan, 1999	9

▶ Game average per reception

Minimum 3 receptions


1.	Larry Mialik vs. Penn State, 1970	47.3
2.	Tony Simmons vs. Minnesota, 1995	46.7
3.	Al Toon vs. Purdue, 1983	42.0
4.	Lee DeRamus vs. Indiana, 1993	38.7
5.	Tim Klosek vs. Michigan State, 1971	38.6

▶ Game receiving touchdowns

1.	Dave Howard vs. Iowa, 1955	3
	Pat Richter vs. Illinois, 1961	3
3.	many players tied with	2
	(MR: Chris Chambers vs. Iowa, 1999)	

100-yard games by season

1999: 0	1981: 0	1963: 3
1998: 0	1980: 1	1962: 1
1997: 2	1979: 3	1961: 5
1996: 1	1978: 3	1960: 1
1995: 3	1977: 1	1959: 1
1994: 2	1976: 0	1958: 0
1993: 5	1975: 0	1957: 0
1992: 1	1974: 1	1956: 0
1991: 1	1973: 0	1955: 1
1990: 2	1972: 2	1954: 0
1989: 0	1971: 5	1953: 0
1988: 0	1970: 3	1952: 0
1987: 0	1969: 1	1951: 1
1986: 1	1968: 0	1950: 0
1985: 3	1967: 3	1949: 0
1984: 3	1966: 1	1948: 0
1983: 3	1965: 0	1947: 0
1982: 2	1964: 2	1946: 0



Lee DeRamus

100-yard receiving games

252	Al Toon vs. Purdue, 1983	117	Al Toon vs. Missouri, 1984
193	Tim Ware vs. Northwestern, 1990	116	Al Hannah vs. Indiana, 1971
170	Pat Richter vs. Illinois, 1961	116	Lee DeRamus vs. Indiana, 1993
167	Jimmy Jones vs. Northwestern, 1964	115	Lee DeRamus vs. Northwestern, 1992
163	Pat Richter vs. USC, 1963	114	Tim Fullington vs. Wyoming, 1985
158	Tony Simmons vs. Northwestern, '97	114	Tony Simmons vs. Indiana, 1994
156	Pat Richter vs. Northwestern, 1961	113	Donald Hayes vs. Minnesota, 1997
156	Lee DeRamus vs. Minnesota, 1993	112	Al Toon vs. Illinois, 1984
150	Jerry Witt vs. Northwestern, 1951	112	Lee DeRamus vs. SMU, 1993
149	Al Toon vs. Michigan State, 1983	111	Al Hannah vs. Syracuse, 1971
147	Dave Howard vs. Iowa, 1955	110	Pat Richter vs. Purdue, 1960
145	Tom McCauley vs. Michigan, 1966	110	Reggie Tompkins vs. Iowa, 1986
142	Pat Richter vs. Minnesota, 1961	109	Tom Lonnborg vs. Ohio State, 1971
142	Larry Mialik vs. Penn State, 1970	109	Lee DeRamus vs. E. Michigan, 1991
140	Tony Simmons vs. Minnesota, 1995	108	Al Hannah vs. Illinois, 1969
140	Matt Nyquist vs. Iowa, 1995	107	Tim Stracka vs. San Diego St., 1980
138	Pat Richter vs. Oregon State, 1961	106	Tim Klosek vs. Northwestern, 1971
136	Al Toon vs. Iowa, 1983	105	Mel Reddick vs. Pitt, 1967
135	Tim Klosek vs. Michigan State, 1971	105	Tim Stracka vs. Indiana, 1982
135	Tom Stauss vs. Minnesota, 1979	104	Pat Richter vs. Ohio State, 1961
135	Tim Fullington vs. Illinois, 1985	104	Pat Richter vs. Michigan, 1962
134	David Charles vs. Iowa, 1978	104	Jeff Mack vs. Northwestern, 1972
132	Tom McCauley vs. Minnesota, 1967	103	Al Schoonover vs. Minnesota, 1959
132	Jeff Mack vs. Nebraska, 1974	103	Clarence Novak vs. Ohio State, 1972
132	Tony Simmons vs. Illinois, 1994	103	Ted Jones vs. Purdue, 1982
131	Bill Williams vs. Temple, 1990	103	Fred Bobo vs. UNLV, 1985
131	J.C. Dawkins vs. Minnesota, 1993	102	Al Hannah vs. Minnesota, 1970
130	Larry Mialik vs. Illinois, 1970	102	Ray Sydnor vs. Purdue, 1978
125	Lee DeRamus vs. Illinois, 1993	101	Tom Stauss vs. UCLA, 1979
123	Tom McCauley vs. Washington, 1967	101	Donald Hayes vs. Illinois, 1995
122	Jimmy Jones vs. Notre Dame, 1964	100	Jimmy Jones vs. Notre Dame, 1963
122	David Charles vs. Iowa, 1977	100	David Charles vs. Richmond, 1978
119	Rick Reichardt vs. Michigan St., 1963	100	Donald Hayes vs. Minnesota, 1996
118	Al Toon vs. Purdue, 1984		
117	Tom Stauss vs. San Diego St., 1979		

Career Total Offense

► Career total offensive yards


Player	Passing	Rushing	Total
1. Darrell Bevell, 1992-95	7,686	-209	7,477
2. Ron Dayne, 1996-99	0	7,125	7,125
3. Mike Samuel, 1995-98	4,989	761	5,750
4. Randy Wright, 1981-83	5,003	347	5,350
5. Tony Lowery, 1987-88, 90-91	4,006	201	4,207
6. Neil Graff, 1969-71	3,699	435	4,134
7. Billy Marek, 1972-75	0	3,709	3,709
8. Brent Moss, 1991-94	0	3,428	3,428
9. Terrell Fletcher, 1991-94	0	3,414	3,414
10. Alan Ameche, 1951-54	0	3,345	3,345

► Career plays

1. Ron Dayne, 1996-99	1,220
2. Darrell Bevell, 1992-95	1,182
3. Mike Samuel, 1995-98	1,059
4. Tony Lowery, 1987-88, 90-91	939
5. Neil Graff, 1969-71	876

► Career TDs responsible for

1. Ron Dayne, 1996-99	71
2. Darrell Bevell, 1992-95	62
3. Randy Wright, 1981-83	50
4. Mike Samuel, 1995-98	47
5. Billy Marek, 1972-75	46



Randy Wright was the Big Ten leader in total offense during the 1983 season.

Highest win % by class

1999 seniors:	74.0% (37-13)
1996 seniors:	66.7% (30-14-4)
1960 seniors:	66.2% (24-12-1)
1961 seniors:	66.2% (24-12-1)
1962 seniors:	65.8% (25-13)
1998 seniors:	65.3% (31-16-2)
1994 seniors:	63.0% (27-15-4)
1995 seniors:	63.0% (28-16-2)
1963 seniors:	62.2% (23-14)
1984 seniors:	60.6% (28-18-1)

Modern-era only

Most bowls by a class

1999 seniors:	4 (Copper, Outback, Rose, Rose)
1998 seniors:	3 (Rose, Outback, Copper)
1997 seniors:	3 (Outback, Copper, Hall of Fame)
1996 seniors:	3 (Copper, Hall of Fame, Rose)
1984 seniors:	3 (Hall of Fame, Independence, Garden State)

► **Season plays**

- 1. Randy Wright, 1982 401
- Mike Howard, 1984 401
- 3. Randy Wright, 1983 383
- Mike Samuel, 1997 383
- 5. Tony Lowery, 1990 356

► **Season total offensive yards**

- 1. Randy Wright, 1982 2,481
- 2. Randy Wright, 1983 2,418
- 3. Darrell Bevell, 1993 2,387
- 4. Darrell Bevell, 1995 2,162
- 5. Mike Howard, 1984 2,138
- Mike Samuel, 1997 2,138
- 7. Ron Dayne, 1996 2,109
- 8. Ron Dayne, 1999 2,034
- 9. Mike Samuel, 1996 1,907
- 10. Ron Vander Kelen, 1962 1,839

► **Season TDs responsible for**

- 1. Randy Wright, 1983 24
- 2. Ron Dayne, 1996 21
- Darrell Bevell, 1993 21
- 4. Randy Wright, 1982 20
- Ron Dayne, 1999 20

► **Game plays**

- 1. Randy Wright vs. Iowa, 1983 61
- 2. Sean Wilson vs. California, 1989 59
- 3. Ron Vander Kelen vs. USC, 1963 57
- Mike Kalasmiki vs. Mich. St., '78 57
- 5. Darrell Bevell vs. Iowa, 1995 56

► **Game total offensive yards**


- 1. Darrell Bevell vs. Minnesota, '93 416
- 2. Ron Vander Kelen vs. USC, '63 406
- 3. Tony Lowery vs. N'western, '90 395
- 4. Randy Wright vs. Purdue, 1983 346
- 5. Ron Dayne vs. Hawaii, 1996 339
- 6. Randy Wright vs. Iowa, 1983 334
- 7. Darrell Bevell vs. Iowa, 1995 331
- 8. Randy Wright vs. Purdue, 1982 324
- 9. Randy Wright vs. Ohio St., '83 322
- 10. John Boyajian vs. Minnesota, '67 314

► **Game TDs responsible for**


- 1. Billy Marek vs. Minnesota, 1974 5
- Mike Kalasmiki vs. Minnesota, '79 5
- Jess Cole vs. Minnesota, 1980 5
- Randy Wright vs. Purdue, 1983 5
- Darrell Bevell vs. Nevada, 1993 5
- Mike Samuel vs. San Jose St., '97 5

Yearly total offense leaders

Year	Player	Total	Pass.	Rush.
1999	Ron Dayne	2,034	0	2,034
1998	Mike Samuel	1,557	1,175	382
1997	Mike Samuel	2,138	1,896	242
1996	Ron Dayne	2,109	0	2,109
1995	Darrell Bevell	2,162	2,273	-111
1994	Terrell Fletcher	1,476	0	1,476
	Darrell Bevell	1,476	1,544	-68
1993	Darrell Bevell	2,387	2,390	-3
1992	Darrell Bevell	1,452	1,479	-27
1991	Tony Lowery	942	965	-23
1990	Tony Lowery	1,755	1,757	-2
1989	Sean Wilson	833	667	166
1988	Lionell Crawford	829	479	350
1987	Marvin Artley	955	0	955
1986	Bud Keyes	1,113	1,002	111
1985	Larry Emery	1,113	0	1,113
1984	Mike Howard	2,138	2,127	11
1983	Randy Wright	2,418	2,329	89
1982	Randy Wright	2,481	2,292	189
1981	Jess Cole	1,552	1,269	283
1980	John Josten	655	622	33
1979	Mike Kalasmiki	1,095	1,082	13
1978	Mike Kalasmiki	1,547	1,378	169
1977	Anthony Dudley	834	877	-43
1976	Mike Carroll	1,773	1,627	146
1975	Billy Marek	1,281	0	1,281
1974	Gregg Bohlig	1,242	1,212	30
1973	Gregg Bohlig	1,337	1,211	126
1972	Rudy Steiner	1,078	1,080	-2
1971	Neil Graff	1,486	1,300	186
1970	Neil Graff	1,561	1,313	248
1969	Neil Graff	1,087	1,086	1
1968	John Ryan	928	855	73
1967	John Boyajian	913	966	-53
1966	John Ryan	525	439	86
1965	Chuck Burt	1,023	1,143	-120
1964	Hal Brandt	989	1,059	-70
1963	Hal Brandt	1,076	1,006	70
1962	Ron Vander Kelen	1,839	1,582	257
1961	Ron Miller	1,449	1,487	-38
1960	Ron Miller	1,395	1,351	44
1959	Dale Hackbart	1,121	734	387
1958	Dale Hackbart	1,032	641	391
1957	Sid Williams	661	451	210
1956	Danny Lewis	574	20	554
1955	Jim Haluska	1,012	1,036	-24
1954	Jim Miller	869	608	261
1953	Jim Miller	995	683	312
1952	Jim Haluska	1,480	1,552	-72
1951	John Coatta	1,063	1,154	-91
1950	John Coatta	646	727	-81
1949	Bob Petruska	637	620	17
1948	Bob Bendrick	327	0	327
1947	Earl Girard	539	322	217
1946	Earl Maves	538	0	538



John Coatta was the first Badger to record over 1,000 yards of total offense in a season.



Jess Cole ran for four touchdowns and passed for another in a 1980 game vs. Minnesota.

Punting Total Offense

Long punts

96
George O'Brien
vs. Iowa, '52

90
Jim Bakken vs.
Northwestern,
'61

86
Kevin Stemke vs.
Michigan St., '99

85
Wendell Gulseth
vs. Rice, '52

82
David
Greenwood vs.
Air Force, '79

PRE-MODERN ERA

110
Pat O'Dea vs.
Minnesota, 1897

100
Pat O'Dea vs.
Yale, 1899

85
Pat O'Dea vs.
Lake Forest, 1896

Career punting yards


Player	Punts	Yards	Avg.	Lg
1. Scott Cepicky, 1984-87	249	10,235	41.1	73
2. Sam Veit, 1991-94	209	8,016	38.4	67
3. Kevin Stemke, 1997-present	176	7,590	43.3	86
4. David Greenwood, 1979-82	191	7,208	37.7	82
5. Brad Brekke, 1988-90	192	7,149	37.2	62
6. T.A. Cox, 1944, 1946-48	133	4,998	37.6	—
7. Dick Mileager, 1975-77	120	4,881	40.7	61
8. Jim Bakken, 1959-61	114	4,575	40.1	90
9. John Krugman, 1970-71	110	4,378	39.8	62
10. Don Schaffner, 1966-68	116	4,163	35.9	—

Career punts


1. Scott Cepicky, 1984-87	249
2. Sam Veit, 1991-94	209
3. Brad Brekke, 1988-90	192
4. David Greenwood, 1979-82	191
5. Kevin Stemke, 1997-present	176

Career punting average

Minimum 100 punts	
1. Kevin Stemke, 1997-present	43.1
2. Scott Cepicky, 1984-87	41.1
3. Dick Mileager, 1975-77	40.7
4. Jim Bakken, 1959-61	40.1
5. John Krugman, 1970-71	39.8



Kevin Stemke's career average of 43.1 is a UW career record.



Scott Cepicky punted for more than 10,000 yards in his career. His total of 10,235 is fourth-most in Big Ten history.

▶ Season punts

1. Dave Fronck, 1965 72
Kevin Stemke, 1998 72
3. David Greenwood, 1980 70
Brad Brekke, 1990 70
5. David Greenwood, 1981 68

▶ Season punting yards

1. Kevin Stemke, 1998 3,155
2. Scott Cepicky, 1986 2,879
3. Brad Brekke, 1990 2,667
4. Scott Cepicky, 1985 2,648
5. Dave Fronck, 1965 2,618

▶ Season punting average

Minimum 20 punts

1. Kevin Stemke, 1997 43.9
2. Kevin Stemke, 1998 43.8
3. Scott Cepicky, 1986 43.0
4. Dick Mileager, 1975 42.2
5. Scott Cepicky, 1985 42.0

▶ Game punts

1. Dave Fronck vs. Nebraska, 1965 12
Bob Schaffner vs. Iowa, 1968 12
Brad Brekke vs. Miami, Fla., 1989 12
4. four players tied with 11
(MR: Chris Heymans vs. Miami, Fla., 1988)

▶ Game punting yards

1. Brad Brekke vs. Miami, Fla., 1989 500
2. Scott Cepicky vs. Wyoming, 1986 453
3. Kevin Stemke vs. Michigan, 1998 445
4. Dave Fronck vs. Nebraska, 1965 444
5. David Billy vs. Arizona St., 1968 443


▶ Game punting average

Minimum 5 punts


1. Dick Mileager vs. Kansas, 1976 52.2
2. Scott Cepicky vs. UNLV, 1986 52.0
3. George O'Brien vs. Iowa, 1952 51.0
4. Scott Cepicky vs. N'western, '85 50.8
5. Scott Cepicky vs. N'western, '86 50.3

Yearly punting leaders

Year	Player	No.	Yds.	Avg
1999	Kevin Stemke	50	2,063	41.3
1998	Kevin Stemke	72	3,155	43.8
1997	Kevin Stemke	54	2,372	43.9
1996	John Hall	44	1,814	41.2
1995	Brian Alexander	50	1,816	36.3
1994	Sam Veit	49	2,005	40.9
1993	Sam Veit	39	1,457	37.4
1992	Sam Veit	56	2,220	39.6
1991	Sam Veit	65	2,334	35.9
1990	Brad Brekke	70	2,667	38.1
1989	Brad Brekke	67	2,564	38.3
1988	Brad Brekke	55	1,918	34.9
1987	Scott Cepicky	57	2,251	39.5
1986	Scott Cepicky	67	2,879	43.0
1985	Scott Cepicky	63	2,648	42.0
1984	Scott Cepicky	62	2,457	39.6
1983	George Winslow	43	1,575	36.6
1982	George Winslow	66	2,475	37.5
1981	David Greenwood	68	2,522	37.1
1980	David Greenwood	70	2,541	36.3
1979	David Greenwood	53	2,145	40.5
1978	John Kiltz	62	2,326	37.5
1977	Dick Mileager	41	1,574	38.4
1976	Dick Mileager	41	1,660	40.5
1975	Dick Mileager	38	1,647	43.3
1974	Ken Simmons	21	815	38.8
1973	Ken Simmons	32	1,304	40.8
1972	Rudy Steiner	39	1,414	36.3
1971	John Krugman	47	1,891	40.2
1970	John Krugman	63	2,487	39.5
1969	Gary Buss	42	1,518	36.1
1968	Don Schaffner	45	1,592	35.4
1967	Dave Billy	34	1,262	37.1
1966	Don Schaffner	52	1,901	36.6
1965	Dave Fronck	72	2,612	36.3
1964	Ron Yates	30	1,065	35.5
1963	D. Hendrickson	23	885	38.5
1962	Pat Richter	40	1,564	39.1
1961	Jim Bakken	39	1,580	40.5
1960	Jim Bakken	36	1,510	41.9
1959	Jim Bakken	39	1,485	38.1
1958	Earl Hill	24	780	32.5
1957	Earl Hill	16	592	37.0
1956	Pat Levenhagen	23	828	36.0
1955	Pat Levenhagen	34	1,143	33.6
1954	Pat Levenhagen	27	1,029	38.1
1953	Bob Gingrass	27	1,040	38.5
1952	Wendell Gulseth	36	1,368	38.0
1951	Jim Hammond	45	1,583	35.2
1950	Bob Petruska	35	1,214	34.7
1949	Bob Petruska	52	1,939	37.3
1948	T. A. Cox	55	2,021	36.7
1947	Earl Girard	28	1,090	38.9
1946	T. A. Cox	46	1,825	39.7



Jim Bakken (1960) was the first Badger to eclipse the 40-yard barrier for a season.



Sam Veit, who walked on at Wisconsin, led the Badgers in punting four straight seasons.

Scoring

Longest made field goals

60
John Hall vs.
Minnesota, '95

54
Todd Gregoire vs.
Ball State, '87

53
Vitaly Pisetsky vs.
Ball State, '99

52
Rich Thompson
vs. W. Mich., '88

51
John Hall vs.
Colorado, '94

51
Todd Gregoire vs.
No. Illinois, '84

50
Vladimir LaBun
vs. N'western, '75

50
Wendell Gladem
vs. Ohio State, 81

PRE-MODERN ERA

62 (drop kick)
Pat O'Dea vs.
N'western, 1898

60 (drop kick)
Pat O'Dea vs.
Minnesota, 1899

57 (drop kick)
Pat O'Dea vs.
Chicago, 1897

57 (drop kick)
Pat O'Dea vs.
Illinois, 1899


55 (drop kick)
Pat O'Dea vs.
Minnesota, 1897

Wisconsin's Top 10 Career Scorers




▶ Ron Dayne

Year	Pts.	TD	PAT	FG
'96	126	21	0	0
'97	90	15	0	0
'98	90	15	0	0
'99	120	20	0	0
Total	426	71	0	0



▶ John Hall

Year	Pts.	TD	PAT	FG
'93	31	0	28	1
'94	21	0	0	7
'95	48	0	27	7
'96	86	0	44	14
Total	186	0	99	29



▶ Billy Marek

Year	Pts.	TD	PAT	FG
'73	84	14	0	0
'74	114	19	0	0
'75	80	13	1	0
Total	278	46	1	0



▶ Vince Lamia

Year	Pts.	TD	PAT	FG
'73	22	0	16	2
'74	49	0	40	3
'75	37	0	16	7
'76	72	0	33	13
Total	180	0	105	25



▶ Todd Gregoire

Year	Pts.	TD	PAT	FG
'84	84	0	24	20
'85	67	0	19	16
'86	61	0	22	13
'87	66	0	18	16
Total	278	0	83	65




▶ Terrell Fletcher

Year	Pts.	TD	PAT	FG
'91	30	5	0	0
'92	6	1	0	0
'93	60	10	0	0
'94	80	13	1	0
Total	176	29	1	0



▶ Brent Moss

Year	Pts.	TD	PAT	FG
'91	6	1	0	0
'92	54	9	0	0
'93	96	16	0	0
'94	48	8	0	0
Total	204	34	0	0



▶ Matt Davenport

Year	Pts.	TD	PAT	FG
'96	3	0	3	0
'97	73	0	31	14
'98	99	0	42	19
Total	175	0	76	33



▶ Rich Thompson

Year	Pts.	TD	PAT	FG
'88	11	0	2	3
'89	50	0	17	11
'90	41	0	11	10
'91	18	0	6	4
'92	82	0	16	22
Total	202	0	52	50



▶ Rufus Ferguson

Year	Pts.	TD	PAT	FG
'70	36	6	0	0
'71	80	13	1	0
'72	42	7	0	0
Total	158	26	1	0

Career Scoring

► Career points

Player	Points	TD	FG	PAT
1. Ron Dayne, 1996-99	426	71	0	0
2. Billy Marek, 1972-75	278	46	0	1
Todd Gregoire, 1984-87	278	0	65	83
4. Brent Moss, 1991-94	204	34	0	0
5. Rich Thompson, 1988-92	202	0	50	52
6. John Hall, 1993-96	186	0	29	99
7. Vince Lamia, 1973-76	180	0	25	105
8. Terrell Fletcher, 1991-94	176	29	0	1
9. Matt Davenport, 1996-98	175	0	33	76
10. Rufus Ferguson, 1970-72	158	26	0	1

► Career field goals

1. Todd Gregoire, 1984-87	65
2. Rich Thompson, 1988-92	50
3. Matt Davenport, 1996-98	33
4. John Hall, 1993-96	29
5. Vince Lamia, 1973-76	25

► Career field goals attempted

1. Todd Gregoire, 1984-87	85
2. Rich Thompson, 1988-92	81
3. John Hall, 1993-96	51
4. Vince Lamia, 1973-76	39
5. Matt Davenport, 1996-98	38

► Career field goal percentage

Minimum 30 attempts

1. Matt Davenport (33-38), 1996-98	.868
2. Todd Gregoire (65-85), 1984-87	.765
3. Vince Lamia (25-39), 1973-76	.641
4. Rich Thompson (51-81), 1988-92	.630
5. John Hall (29-51), 1993-96	.569

► Career extra points

1. Vince Lamia, 1973-76	105
2. John Hall, 1993-96	99
3. Todd Gregoire, 1984-87	83
4. Matt Davenport, 1996-98	76
5. Lisle Blackbourne, 1946-49	66

► Career extra points attempted

1. Vince Lamia, 1973-76	110
2. John Hall, 1993-96	105
3. Lisle Blackbourne, 1946-49	96
4. Todd Gregoire, 1984-87	86
5. Matt Davenport, 1996-98	80

► Career extra point percentage

Minimum 50 attempts

1. Todd Gregoire (83-86), 1984-87	.965
2. Vince Lamia (105-110), 1973-76	.955
3. Kevin Rohde (59-62), 1982-83	.952
4. Matt Davenport (76-80), 1996-98	.950
5. John Hall (99-105), 1993-96	.943



Ron Dayne is the Big Ten's career scoring leader with 426 points. Dayne also broke the previous Wisconsin scoring record by 148 points.

Season Scoring

Career Scoring 1996

▶ Season points

1.	Ron Dayne, 1996	126
2.	Ron Dayne, 1999	120
3.	Billy Marek, 1974	114
4.	Matt Davenport, 1998	99
5.	Brent Moss, 1993	96
6.	Vitaly Pisetsky, 1999	94
7.	Ron Dayne, 1997	90
	Ron Dayne, 1998	90
9.	John Hall, 1996	86
10.	two players tied with	84

▶ Season field goals

1.	Rich Thompson, 1992	22
2.	Todd Gregoire, 1984	20
3.	Matt Davenport, 1998	19
4.	Todd Gregoire, 1985	16
	Todd Gregoire, 1987	16
	Vitaly Pisetsky, 1999	16

▶ Season field goals attempted

1.	Rich Thompson, 1992	32
2.	Todd Gregoire, 1984	26
3.	Todd Gregoire, 1985	22
4.	Vince Lamia, 1976	21
	John Hall, 1996	21
	Matt Davenport, 1998	21

▶ Season field goal percentage

Minimum 15 attempts

1.	Matt Davenport (19-21), 1998	.905
2.	Matt Davenport (14-17), 1997	.824
3.	Todd Gregoire (16-20), 1987	.800
	Vitaly Pisetsky (16-20), 1999	.800
5.	Todd Gregoire (20-26), 1984	.769

▶ Season extra points

1.	Vitaly Pisetsky, 1999	46
2.	Kevin Rohde, 1983	45
3.	John Hall, 1996	44
4.	Matt Davenport, 1998	42
5.	Rick Schnetzky, 1994	41


▶ Season extra points attempted

1.	Kevin Rohde, 1983	48
	Vitaly Pisetsky, 1999	48
3.	Rick Schnetzky, 1994	45
	John Hall, 1996	45
5.	Matt Davenport, 1998	44


▶ Season extra point percentage

Minimum 25 attempts

1.	Gary Kroner (32-32), 1962	100.0
	Roger Jaeger (27-27), 1971	100.0
	Mark Doran (29-29), 1981	100.0
4.	John Hall (44-45), 1996	97.8
5.	Vince Lamia (40-41), 1974	97.6



Matt Davenport connected on an incredible 86.8 percent of his career field goals.



Todd Gregoire was Wisconsin's scoring leader four straight seasons and owns the Big Ten career record for field goals made (65).

Yearly scoring leaders

Year	Player	Pts.	TD	PAT	FG
1999	Ron Dayne	120	20	0	0
1998	Matt Davenport	99	0	42	19
1997	Ron Dayne	90	15	0	0
1996	Ron Dayne	126	21	0	0
1995	John Hall	48	0	27	7
1994	Terrell Fletcher	80	13	1	0
1993	Brent Moss	96	16	0	0
1992	Rich Thompson	82	0	16	22
1991	Terrell Fletcher	30	5	0	0
1990	Rich Thompson	41	0	11	10
1989	Rich Thompson	50	0	17	11
1988	Robb Mehring	27	0	6	7
1987	Todd Gregoire	66	0	18	16
1986	Todd Gregoire	61	0	22	13
1985	Todd Gregoire	67	0	19	16
1984	Todd Gregoire	84	0	24	20
1983	Gary Ellerson	66	11	0	0
1982	Troy King	42	7	0	0
1981	Mark Doran	47	0	32	5
1980	Jess Cole	30	5	0	0
1979	Steve Veith	31	0	16	5
1978	Ira Matthews	42	7	0	0
1977	Steve Veith	39	0	12	9
1976	Vince Lamia	72	0	33	13
1975	Billy Marek	80	13	1	0
1974	Billy Marek	114	19	0	0
1973	Billy Marek	84	14	0	0
1972	Rufus Ferguson	42	7	0	0
1971	Rufus Ferguson	80	13	1	0
1970	Larry Mialik	42	7	0	0
1969	Alan Thompson	54	9	0	0
1968	John Ryan	24	3	6	0
1967	Tom Schinke	26	0	8	6
1966	Tom Schinke	31	0	7	8
1965	Bill Fritz	24	4	0	0
1964	Jimmy Jones	24	4	0	0
1963	Lou Holland	42	7	0	0
1962	Lou Holland	72	12	0	0
1961	Pat Richter	48	8	0	0
1960	Erv Kunesch	22	1	13	1
1959	Dale Hackbart	42	6	6	0
1958	Dale Hackbart	56	9	2	0
1957	two players with	36			
1956	Danny Lewis	18	3	0	0
1955	Charles Thomas	36	6	0	0
1954	Alan Ameche	54	9	0	0
1953	Jim Miller	42	7	0	0
1952	three players with	42			
1951	Jerry Witt	48	8	0	0
1950	John Coatta	23	1	17	0
1949	Lisle Blackbourne	39	2	24	1
1948	Wally Dreyer	24	4	0	0
1947	Lisle Blackbourne	39	3	15	2
1946	Ben Bendrick	30	5	0	0

Game Scoring

▶ Game points

1. Billy Marek vs. Minnesota, 1974 30
2. Billy Marek vs. Iowa, 1973 24
- Billy Marek vs. Iowa, 1974 24
- Jess Cole vs. Minnesota, 1980 24
- Ron Dayne vs. Illinois, 1996 24
- Ron Dayne vs. Hawaii, 1996 24
- Ron Dayne vs. San Diego State, 1997 24
- Ron Dayne vs. UCLA, 1999 24
- Ron Dayne vs. Ohio State, 1999 24

▶ Game field goals

1. Vince Lamia vs. Minnesota, 1976 4
- Todd Gregoire vs. Kentucky, 1984 4
- Todd Gregoire vs. Ohio State, 1987 4
- Rich Thompson vs. Bowling Green, 1992 4
- Rich Thompson vs. Purdue, 1992 4
- Matt Davenport vs. Minnesota, 1998 4
- Vitaly Pisetsky vs. Michigan State, 1999 4
8. eight players tied with 3
- (MR: Vitaly Pisetsky vs. Ohio State, 1999)

▶ Game field goals attempted


1. Jim Bakken vs. Minnesota, 1961 6
- Steve Veith vs. Northwestern, 1977 6
3. Jim Bakken vs. Utah, 1961 5
- James Johnson vs. Indiana, 1968 5
- Todd Gregoire vs. Ohio State, 1984 5
- Robb Mehring vs. Minnesota, 1988 5
- Rich Thompson vs. Toledo, 1989 5

▶ Game extra points attempted


1. Rick Schnetzky vs. Indiana, 1994 9
2. Vince Lamia vs. Missouri, 1974 8
- Kevin Rohde vs. Minnesota, 1983 8
- Rick Schnetzky vs. Eastern Michigan, 1994 8
- Matt Davenport vs. San Jose State, 1997 8
- Vitaly Pisetsky vs. Indiana, 1999 8

▶ Game extra points

1. Vince Lamia vs. Missouri, 1974 8
- Kevin Rohde vs. Minnesota, 1983 8
- Rick Schnetzky vs. Eastern Michigan, 1994 8
- Rick Schnetzky vs. Indiana, 1994 8
- Matt Davenport vs. San Jose State, 1997 8
- Vitaly Pisetsky vs. Indiana, 1999 8



Vitaly Pisetsky (left) won the first-ever overtime game (20-17) in school history with a 31-yard field goal at Minnesota last fall. Pisetsky sent the game into the extra session with a 36 yarder with 2:59 remaining in the fourth quarter.



First-team all-league kicker Matt Davenport made two game-winning field goals in '97.

Game-winning field goals

Vitaly Pisetsky Minnesota '99 Score: 20-17 OT
Made a 31 yarder to win the school's first-ever overtime game. Sent game into the extra session with a 36 yarder with 2:59 left in fourth quarter at the Hubert Humphrey Metrodome.

Matt Davenport Indiana '97 Score: 27-26
Made a 43 yarder with 0:06 left in the fourth quarter.

Matt Davenport Northwestern '97 Score: 26-25
Made a 48 yarder with 0:06 left in the fourth quarter.

Rich Thompson Purdue '92 Score: 19-16
Made a 49 yarder with 0:38 left in the fourth quarter.


Rich Thompson Minnesota '91 Score: 19-16
Made a 42 yarder with 10:02 left in the fourth quarter.

Todd Gregoire Ohio State '87 Score: 26-24
Made a 41 yarder with 10:49 left in the fourth quarter.

Todd Gregoire UNLV '85 Score: 26-23
Made a 20 yarder with 3:38 left in the fourth quarter.

Roger Jaeger Michigan St. '71 Score: 31-28
Made a 30 yarder with 5:12 left in the fourth quarter.

Jim Bakken Indiana '61 Score: 6-3
Made a 27 yarder with 3:37 left in the fourth quarter.



Rick Schnetzky, a former walk-on at UW, holds the single-game record for PAT attempts (nine).

All-purpose Yardage

Game Scoring

► Career all-purpose yardage

Player	Rush.	Rec.	Ret.	Total
1. Ron Dayne, 1996-99	7,125	304	0	7,429
2. Terrell Fletcher, 1991-94	3,414	511	397	4,322
3. Billy Marek, 1972-75	3,709	180	0	3,889
4. Ira Matthews, 1975-78	1,640	628	1,432	3,700
5. Brent Moss, 1991-94	3,428	130	14	3,572
6. Rufus Ferguson, 1970-72	2,814	160	507	3,481
7. Alan Ameche, 1951-54	3,345	8	31	3,384
8. Larry Emery, 1983-86	2,979	302	46	3,327
9. Michael Morgan, 1974-77	1,354	321	930	2,605
10. Carl McCullough, 1993, 95-97	2,111	231	90	2,432

► Season all-purpose yardage

Player	Rush.	Rec.	Ret.	Total
1. Ron Dayne, 1996	2,109	133	0	2,242
2. Ron Dayne, 1999	2,034	9	0	2,043
3. Terrell Fletcher, 1994	1,476	180	321	1,977
4. Brent Moss, 1993	1,637	24	0	1,661
5. Ron Dayne, 1997	1,457	117	0	1,574
6. Ron Dayne, 1998	1,525	45	0	1,570
7. Rufus Ferguson, 1971	1,222	63	233	1,518
8. Billy Marek, 1975	1,281	113	0	1,394
9. Ira Matthews, 1976	535	238	553	1,326
10. Billy Marek, 1973	1,207	91	0	1,298

► Game all-purpose yardage

Player	Rush.	Rec.	Ret.	Total
1. Ron Dayne vs. Hawaii, 1996	339	8	0	347
2. Ira Matthews vs. Minnesota, 1978	134	54	124	312
3. Billy Marek vs. Minnesota, 1974	304	0	0	304
Ron Dayne vs. Minnesota, 1996	297	7	0	304
5. Ron Dayne vs. Illinois, 1996	289	0	0	289
6. Aaron Stecker vs. Minnesota, 1995	114	17	127	258
7. Terrell Fletcher vs. Duke, 1995	241	8	7	256
8. Ron Dayne vs. San Jose State, 1997	254	0	0	254
9. Al Toon vs. Purdue, 1983	0	252	0	252
10. Ron Dayne vs. Utah, 1996	246	0	0	246
Ron Dayne vs. UCLA, 1999	246	0	0	246
12. Ron Dayne vs. Purdue, 1996	244	0	0	244
13. Troy Vincent vs. Western Illinois, 1991	0	0	241	241
14. Billy Marek vs. Northwestern, 1974	230	10	0	240
15. Ron Dayne vs. Cincinnati, 1999	231	0	0	231
Ron Dayne vs. Purdue, 1999	222	9	0	231
17. Billy Marek vs. Wyoming, 1973	226	0	0	226
18. Alan Thompson vs. Oklahoma, 1969	220	5	0	225
Marck Harrison vs. Purdue, 1984	225	0	0	225
20. Nick Davis vs. Ball State, 1999	7	91	126	224
21. Aaron Stecker vs. Hawaii, 1996	53	0	170	223
22. Ron Dayne vs. Illinois, 1997	207	11	0	218
23. Ron Dayne vs. Indiana, 1997	202	14	0	216
Ron Dayne vs. Iowa, 1999	216	0	0	216
25. Ron Dayne vs. Michigan State, 1999	214	0	0	214

Most starts in a career

50	Chris McIntosh, 1996-99
46	Mike Thompson, 1991-94
43	Darrell Bevell, 1992-95
43	Ron Dayne, 1996-99
41	Mike Versteegen, 1991-94
41	Bryan Jurewicz, 1993-96
38	Cory Raymer, 1991-94
38	Mike Samuel, 1995-98
37	Bill Ferrario, 1997-present
36	Tarek Saleh, 1993-96
36	Jerry Wunsch, 1993-96
36	Dave Costa, 1997-present
35	Casey Rabach, 1997-present
35	John Favret, 1997-present

Barry Alvarez-era players only



Nick Davis has led the Big Ten in both punt and kickoff returns during his career. The third-team all-American scored on punt and kickoff returns plus a reception as a sophomore in 1999.

Punt Returns

Kickoff Returns

Long punt returns

90t
Troy Vincent vs.
W. Illinois, '91

87t
Danny Crooks
vs. Michigan, '70

85t
Greg Johnson vs.
N. Illinois, '71

85t
Earl Girard vs.
Iowa, '47

82t
Nick Davis vs.
Penn State, '98

78t
Ira Matthews vs.
N'western, '78

77t
John Bridgeman
vs. Marquette, '54

76t
Nick Davis vs.
Murray State, '99

74t
Louis Holland vs.
Indiana, '62

PRE-MODERN ERA

75t
Sam Behr vs.
Lawrence, '30

70t
Red Peterson vs.
Ohio State, '32

► Career punt return yards

Player	PR	Yards	Avg.	TD
1. Troy Vincent, 1988-91	68	773	11.4	3
2. Thad McFadden, 1980-81, 83-84	75	753	10.0	0
3. Nick Davis, 1998-present	48	679	14.1	3
4. Ira Matthews, 1975-78	45	443	9.8	4
5. Gene Evans, 1947, 49	21	395	18.8	0
6. Jim Miller, 1953-55	37	367	9.9	0
7. Nate Odomes, 1984-86	36	359	10.0	0
8. Keith Jackson, 1993-94	41	325	7.9	0
9. Dale Hackbart, 1957-59	18	275	15.3	0
10. Louis Holland, 1961-63	26	257	9.9	0

► Season punt return yards

Player	PR	Yards	Avg.	TD
1. Nick Davis, 1998	28	427	15.3	2
2. Thad McFadden, 1984	32	394	12.3	0
3. Keith Jackson, 1994	38	292	7.7	0
4. Gene Evans, 1949	13	283	21.8	n/a
5. Troy Vincent, 1990	24	276	11.5	1

► Game punt return yards

Player	PR	Yards	Avg.	TD
1. Earl Girard vs. Iowa, 1947	3	158	52.7	2
2. Greg Johnson vs. N. Illinois, 1971	7	153	21.9	1
3. Troy Vincent vs. W. Illinois, 1991	4	146	36.5	1
4. Louis Holland vs. Indiana, 1962	6	128	21.3	1
5. Aaron Stecker vs. Hawaii, 1996	6	122	20.3	1
6. Nick Davis vs. Murray State, 1999	3	116	38.7	1
7. Troy Vincent vs. N'western, 1989	5	103	20.6	0

► Career punt return average

Minimum 25 returns

1. Nick Davis, 1998-present	14.1
2. Troy Vincent, 1988-91	11.4
3. Thad McFadden, 1980-81, 83-84	10.0
4. Nate Odomes, 1984-86	9.97
5. Jim Miller, 1953-55	9.92

► Season punt return average


Minimum 15 returns

1. Ira Matthews, 1978	16.9
2. Nick Davis, 1998	15.3
3. Troy Vincent, 1989	13.8
4. Nick Davis, 1999	12.6
5. Thad McFadden, 1984	12.3


► Game punt return average

Minimum 3 returns

1. Earl Girard vs. Iowa, 1947	52.7
2. Nick Davis vs. Murray St., 1999	38.7
3. Troy Vincent vs. W. Illinois, 1991	36.5
4. Nick Davis vs. Penn State, 1998	29.7
5. Nick Davis vs. N'western, 1998	22.5



Nick Davis set a school record with 427 punt return yards during his freshman season.



Aaron Stecker recorded 122 yards in punt returns at Hawaii to end the 1996 regular season.



Troy Vincent returned three punts for touchdowns in his Badger career.

Kickoff Returns

Long kickoff returns

100t
Ira Matthews vs.
Iowa, '76

100t
Michael Jones vs.
N'western, '84

100t
Aaron Stecker vs.
Minnesota, '95

97t
Ira Matthews vs.
N'western, '76

96t
Selvie
Washington vs.
Nebraska, '73

96t
Fred Owens vs.
Illinois, '89

95t
Tim Fullington
vs. N. Illinois, '85

92t
Wally Dreyer vs.
Illinois, '46

88
Greg Johnson vs.
Indiana, '71

PRE-MODERN ERA

100t
Eddie Cochems
vs. Chicago, '01

99t
Lynn Jordan vs.
Michigan, '34

95t
Joe Linfor vs.
Auburn, '31

► Career kickoff return yards

Player	KOR	Yards	Avg.	TD
1. Fred Owens, 1986-89	78	1,510	19.6	1
2. Greg Johnson, 1969, 71	44	1,081	24.6	1
3. Aaron Stecker, 1995-96	45	1,015	22.6	1
4. Marvin Neal, 1979-81, 83	51	1,009	19.8	0
5. Ira Matthews, 1975-78	43	989	23.0	2
6. Tom Schinke, 1965-67	40	940	23.5	0
7. Nick Davis, 1998-99	33	792	24.0	2
8. Chris Davis, 1971-73	33	784	23.8	0
9. Michael Morgan, 1974-76	44	779	17.7	0
10. Ron Smith, 1962-64	33	774	23.5	0

► Season kickoff return yards

Player	KOR	Yards	Avg.	TD
1. Nate Odomes, 1986	25	616	24.6	0
2. Aaron Stecker, 1996	28	603	21.5	0
3. Greg Johnson, 1969	25	541	21.6	0
4. Greg Johnson, 1971	19	540	28.4	1
5. Fred Owens, 1988	30	539	18.0	0

► Game kickoff return yards

Player	KOR	Yards	Avg.	TD
1. Clarence Self vs. Michigan, 1947	6	178	29.7	n/a
2. Fred Owens vs. Illinois, 1989	5	153	30.6	1
3. Nate Odomes vs. Indiana, 1986	5	152	30.4	0
4. Tom Schinke vs. Michigan, 1966	4	143	35.8	0
5. Tom McCauley vs. USC, 1966	6	135	22.5	0
6. Ira Matthews vs. Iowa, 1976	2	130	65.0	1
7. Ron Smith vs. Iowa, 1964	3	129	43.0	0
8. Selvie Washington vs. Nebraska, 1973	2	128	64.0	1
9. Aaron Stecker vs. Minnesota, 1995	2	127	63.5	1
10. Greg Johnson vs. Indiana, 1969	4	124	31.0	0

► Career kickoff return average

Minimum 30 returns

1. Greg Johnson, 1969, 71	24.6
2. Nick Davis, 1998-99	24.0
3. Chris Davis, 1971-73	23.8
4. Ron Smith, 1962-64	23.5
Tom Schinke, 1965-67	23.5

► Season kickoff return average


Minimum 10 returns

1. Ira Matthews, 1976	29.6
2. Danny Crooks, 1970	29.2
3. Greg Johnson, 1971	28.4
4. Michael Jones, 1984	27.9
5. Dan Kissling, 1986	26.7

► Game kickoff return average

Minimum 3 returns

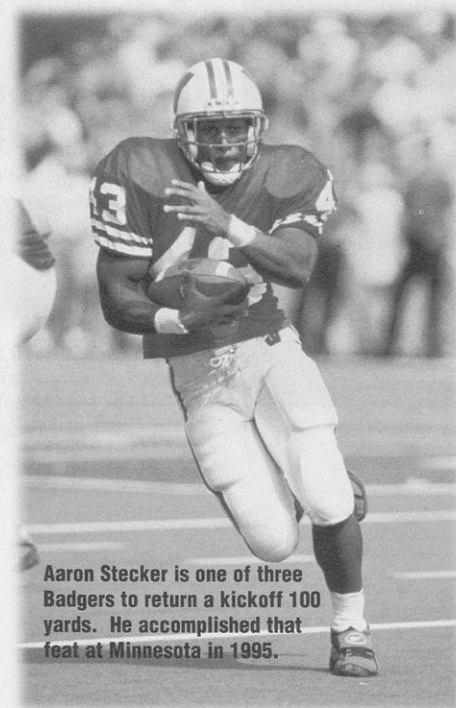
1. Selvie Washington vs. Nebr., 1974	42.7
2. Gary Ellerson vs. Iowa, 1982	37.0
3. Tom Schinke vs. Michigan, 1966	35.8
4. Gary Schmitsch vs. Illinois, 1966	35.6
5. Thad McFadden vs. Tenn., 1981	32.0



Michael Jones recorded a 100-yard kickoff return in a 1984 win over Northwestern.



Linebacker Dan Kissling led the Big Ten in kickoff return average as a freshman in 1986.



Aaron Stecker is one of three Badgers to return a kickoff 100 yards. He accomplished that feat at Minnesota in 1995.

Career Defense

Most tackles by position

IN A CAREER

By a Linebacker
451 by Pete Monty, '93-96

By a Lineman
444 by Tim Krumrie, '79-82

By a Back
359 by Greg Thomas, '87-90

IN A SEASON

By a Linebacker
181 by Dave Lokanc, '72

By a Lineman
135 by Tim Krumrie, '81

By a Back
144 by Reggie Holt, '91

IN A GAME

By a Linebacker
28 by Dave Crossen vs. Purdue, '77

By a Lineman
23 by Dennis Stejskal vs. Purdue, '75

By a Back
23 by Scott Nelson vs. Iowa, '90

► Career tackles

Player	Total	Solos	Asst.
1. Pete Monty, 1993-96	451	260	191
2. Gary Casper, 1989-92	447	261	186
3. Tim Krumrie, 1979-82	444	276	168
4. Dave Lokanc, 1970-72	427	218	209
Dave Crossen, 1975-78	427	—	—
6. Jim Melka, 1981-84	399	211	188
7. Ken Criter, 1966-68	364	—	—
8. Brendan Lynch, 1988-91	362	210	152
9. Greg Thomas, 1987-90	359	168	191
10. Donnel Thompson, 1996-99	347	193	154
11. Reggie Holt, 1990-93	344	204	140
12. Scott Nelson, 1990-93	323	172	151
13. Michael Reid, 1983-86	317	198	119
14. Mike Thompson, 1991-94	316	179	137
15. Richard Jakious, 1972-74	315	179	136
16. Malvin Hunter, 1987-90	307	158	149
17. Eric Unverzagt, 1991, '93-95	296	199	97
18. Dennis Stejskal, 1975-77	283	161	122
19. Dave Ahrens, 1977-80	280	158	122
20. David Wings, 1985-88	278	129	149
21. Don Davey, 1987-90	267	145	122
22. Chuck Winfrey, 1968-70	266	144	122
23. Craig Raddatz, 1983-86	262	184	78
24. Dave Levenick, '77-78, '80-81	260	154	106
25. Terry Buss, 1973-75	259	146	113
Tom Burke, 1995-98	259	151	108

► Career tackles for loss

1. Tarek Saleh, 1993-96	58
2. Mike Thompson, 1991-94	57
3. Tom Burke, 1995-98	54
4. Don Davey, 1987-90	49
5. Dave Ahrens, 1977-80	43

► Career tackles for loss yardage

1. Tarek Saleh, 1993-96	283
2. Mike Thompson, 1991-94	281
3. Don Davey, 1987-90	247
4. Tom Burke, 1995-98	245
5. Dave Ahrens, 1977-80	212

► Career sacks

1. Tarek Saleh, 1993-96	33
2. Tom Burke, 1995-98	32
3. Mike Thompson, 1991-94	28
3. Tim Jordan, 1983-86	27
5. Darryl Sims, 1980-82, 84	22

► Career sacks yardage

1. Tarek Saleh, 1993-96	227
2. Mike Thompson, 1991-94	215
3. Tom Burke, 1995-98	189
4. Tim Jordan, 1983-86	180
5. Don Davey, 1987-90	174

► Career passes defended

1. Troy Vincent, 1988-91	31
2. Jeff Messenger, 1991-94	26
3. Jason Suttle, 1994-97	24
4. Steve Wagner, 1973-75	22
Jamar Fletcher, 1998-present	22

► Career fumbles recovered

1. Dan Batsch, 1987-90	7
Scott Nelson, 1990-93	7
3. Dave Ahrens, 1977-80	6
Rick Graf, 1983-86	6
5. seven players tied with	5

► Career blocked kicks

1. Richard Johnson, 1982-84	8
2. Kenny Gales, 1993-94	5
3. Tim Rosga, 1996-99	3
4. Bob Taylor, 1982, 84-86	2
Nate Odomes, 1984-86	2



Linebacker Yusef Burgess was the leading tackler (100) for Wisconsin's 1993 Big Ten co-champions. He also forced seven fumbles that season.

Season Defense

Career Defense

▶ Season tackles

1.	Dave Lokanc, 1972	181
2.	Pete Monty, 1996	178
3.	Dave Crossen, 1977	175
4.	Ken Criter, 1967	169
5.	Dave Lokanc, 1971	162
6.	Michael Reid, 1986	156
7.	Aaron Norvell, 1992	148
8.	Reggie Holt, 1991	144
9.	Donnel Thompson, 1997	141
10.	Chuck Winfrey, 1970	140
	Gary Casper, 1990	140
12.	Rick Jakious, 1973	138
13.	Pete Monty, 1995	137
14.	Tim Krumrie, 1981	135
15.	David Wings, 1987	134
16.	Ken Criter, 1968	133
	Dave Crossen, 1978	133
18.	Tom Domres, 1967	131
	Brendan Lynch, 1991	131
	Pete Monty, 1994	131
21.	Bob Richter, 1966	130
	Jim Melka, 1982	130

▶ Season tackles for loss

1.	Tom Burke, 1998	31
2.	Darryl Sims, 1982	24
	Don Davey, 1990	24
4.	Tarek Saleh, 1995	23
5.	Tarek Saleh, 1996	21
6.	Tom Burke, 1997	19
7.	Dave Ahrens, 1980	18
8.	Gary Casper, 1992	17
	Mike Thompson, 1992	17
10.	Bryan Jurewicz, 1996	15
11.	John Tietz, 1967	14
	Lamark Shackerford, 1992	14
	Mike Thompson, 1994	14
14.	Ed Albright, 1971	13
	Mike Thompson, 1991	13
	Mike Thompson, 1993	13
	Jason Maniecki, 1994	13
	Tarek Saleh, 1994	13

▶ Season tackles for loss yardage

1.	Tom Burke, 1998	151
2.	Tarek Saleh, 1995	118
3.	Don Davey, 1990	117
4.	Tarek Saleh, 1996	106
5.	Darryl Sims, 1982	103
6.	Mike Thompson, 1993	89
7.	John Tietz, 1967	86
8.	Tom Burke, 1997	79
9.	Tim Jordan, 1984	78
10.	Dave Ahrens, 1980	77

▶ Season sacks

1.	Tom Burke, 1998	22
2.	Tarek Saleh, 1996	14
3.	Tarek Saleh, 1995	12
4.	Tim Jordan, 1985	11
	Darryl Sims, 1982	11
6.	Mike Thompson, 1993	10
	Bryan Jurewicz, 1996	10
8.	Mike Thompson, 1992	9
	Tom Burke, 1997	9
10.	five players tied with	8
	(MR: John Favret, 1998)	

▶ Season sacks yardage

1.	Tom Burke, 1998	130
2.	Tarek Saleh, 1996	97
3.	Darryl Sims, 1982	84
	Tarek Saleh, 1995	84
5.	Mike Thompson, 1993	83
6.	Don Davey, 1990	68
7.	Tim Jordan, 1985	67
8.	Tim Jordan, 1984	63
	Bryan Jurewicz, 1996	63

▶ Season passes defended


1.	Troy Vincent, 1991	13
2.	Ken Dixon, 1976	12
	LaMar Campbell, 1996	12
	Jamar Fletcher, 1998	12
	Mike Echols, 1999	12
6.	Steve Wagner, 1974	11
	Jason Suttle, 1995	11
8.	five players tied with	10
	(MR: Jamar Fletcher, 1999)	

▶ Season fumbles recovered


1.	Ed Bosold, 1972	5
2.	Jim DeLisle, 1968	4
	Nate Butler, 1970	4
	Scott Erdmann, 1977	4

▶ Season blocked kicks

1.	Richard Johnson, 1984	6
2.	Kenny Gales, 1993	3
	Tim Rosga, 1998	3
4.	four players tied with	2




Richard Johnson blocked eight kicks in his career, including three vs. Missouri in 1984.



Linebacker Pete Monty was the Big Ten's leading tackler (178) in 1996.

Game Defense


Yearly Defensive Leaders



Darryl Sims



Michael Reid



Tim Jordan



Don Davey

Game tackles

1. Dave Crossen vs. Purdue, 1977 28
2. Ken Criter vs. Ohio State, 1968 27
- Dave Lokanc vs. Ohio State, 1972 27
4. Mark Zakula vs. Northwestern, 1973 25
5. Dave Lokanc vs. Indiana, 1971 24
- Dave Crossen vs. Iowa, 1977 24
- David Wings vs. Iowa, 1987 24
8. Dave Lokanc vs. Northwestern, 1971 23
- Richard Jakious vs. Northwestern, 1973 23
- Dennis Stejskal vs. Purdue, 1975 23
- Dave Crossen vs. Indiana, 1976 23
- Dave Crossen vs. Oregon, 1978 23
- Larry Spurlin vs. Indiana, 1979 23
- Scott Nelson vs. Iowa, 1990 23
- Bob Adamov vs. Purdue, 1998 23
16. three players tied with 22
- (MR: Gary Casper vs. Indiana, 1991)

Game tackles for loss

1. Darryl Sims vs. Northwestern, 1982 6
- Tim Jordan vs. Northwestern, 1985 6
3. Mike Thompson vs. Northwestern, 1993 5
- John Favret vs. Boise State, 1997 5
- Tom Burke vs. Northwestern, 1998 5
- Tom Burke vs. Iowa, 1998 5
- Tom Burke vs. Penn State, 1998 5

Game tackles for loss yardage

1. Darryl Sims vs. Northwestern, 1982 43
2. John Tietz vs. Michigan, 1967 41
3. Mike Thompson vs. Northwestern, 1993 38
4. Tim Jordan vs. Northwestern, 1985 33
5. Chad Yocum vs. Ohio State, 1992 29

Game sacks

1. Tim Jordan vs. Northwestern, 1985 6
2. Mike Thompson vs. Northwestern, 1993 5
- Tom Burke vs. Iowa, 1998 5
4. Darryl Sims vs. Northwestern, 1982 4
- John Favret vs. Boise State, 1997 4
- Tom Burke vs. Penn State, 1998 4
7. five players tied with 3
- (MR: Tom Burke vs. Indiana, 1998)

Game sacks yardage

1. Mike Thompson vs. Northwestern, 1993 38
2. Darryl Sims vs. Northwestern, 1982 37
3. Tim Jordan vs. Northwestern, 1985 33
4. Chad Yocum vs. Ohio State, 1992 29
5. Tom Burke vs. Iowa, 1998 28

Game passes defended

1. Mike Echols vs. Purdue, 1999 6
2. Neovia Greyer vs. Indiana, 1970 4
- Steve Wagner vs. Purdue, 1974 4
- Steve Wagner vs. Indiana, 1974 4
- Ken Dixon vs. North Dakota, 1976 4
- Matt VandenBoom vs. Tennessee, 1981 4
- Jason Doering vs. Purdue, 1998 4
- Jamar Fletcher vs. UCLA, 1999 4

Game fumbles recovered

1. Michael Reid vs. Ohio State, 1985 3
2. 12 players tied with 2
- (MR: Scott Nelson vs. Indiana, 1993)

Game blocked kicks

1. Richard Johnson vs. Missouri, 1984 3
2. Nate Odomes vs. Indiana, 1985 2



Cornerback Mike Echols broke a Wisconsin single-game record with six passes broken up against Purdue's Drew Brees in 1999.

Yearly Defensive Leaders

Game Defense

Yearly tackle leaders (defensive line)


Year	No.	Player (Solo-Asst.)
1999	48	Wendell Bryant (29-19)
1998	100	Tom Burke (62-38)
1997	86	Tom Burke (54-32)
1996	74	Tarek Saleh (52-22)
1995	80	Jason Maniecki (50-30)
1994	80	Mike Thompson (48-32)
1993	60	Lamark Shackerford (45-15)
1992	84	Mike Thompson (44-40)
1991	105	Mike Thompson (61-44)
1990	122	Don Davey (64-58)
1989	49	John Banaszak (26-23)
1988	60	Chad VandeZande (25-35)
1987	62	Chad VandeZande (21-41)
1986	82	Michael Boykins (48-34)
1985	54	Michael Boykins (34-20)
1984	60	Scott Bergold (28-32)
1983	64	Scott Bergold (37-27)
1982	109	Tim Krumrie (67-42)
1981	135	Tim Krumrie (82-53)
1980	105	Tim Krumrie (72-33)
1979	95	Tim Krumrie (55-40)
1978	104	Dan Relich (66-38)
1977	51	Dan Relich (35-16)
1976	79	Dennis Stejskal (45-34)
1975	111	Dennis Stejskal (60-51)
1974	95	Mike Jenkins (47-48)
1973	75	Mike Seifert (48-27)
1972	83	Mike Jenkins (39-44)
1971	68	Jim Schymanski (42-26)
1970	111	Jim DeLisle (50-61)
1969	120	Bill Gregory (56-64)
1968	83	Jim DeLisle (60-23)
1967	131	Tom Domres (72-59)
1966	—	—

Yearly tackle leaders (linebackers)


Year	No.	Player (Solo-Asst.)
1999	115	Chris Ghidorzi (68-47)
1998	109	Donnel Thompson (65-44)
1997	141	Donnel Thompson (82-59)
1996	178	Pete Monty (95-83)
1995	137	Pete Monty (92-45)
1994	131	Pete Monty (71-60)
1993	100	Yusef Burgess (63-37)
1992	148	Aaron Norvell (79-69)
1991	131	Brendan Lynch (78-53)
1990	140	Gary Casper (75-65)
1989	93	Brendan Lynch (51-42)
1988	115	David Wings (62-53)
1987	134	David Wings (46-88)
1986	156	Michael Reid (102-54)
1985	116	Craig Raddatz (84-32)
1984	127	Jim Melka (61-66)
1983	111	Jim Melka (64-47)
1982	130	Jim Melka (68-62)
1981	121	Dave Levenick (67-54)
1980	98	Dave Levenick (63-35)
1979	118	Larry Spurlin (57-61)
1978	133	Dave Crossen (74-59)
1977	175	Dave Crossen (85-90)
1976	104	Tim Halleran (54-50)
1975	102	John Zimmerman (57-45)
1974	104	Rick Jakious (61-43)
1973	138	Rick Jakious (74-64)
1972	181	Dave Lokanc (101-80)
1971	162	Dave Lokanc (79-83)
1970	140	Chuck Winfrey (70-70)
1969	—	—
1968	133	Ken Criter (81-52)
1967	169	Ken Criter (85-84)
1966	130	Bob Richter (62-68)

Yearly tackle leaders (defensive backs)


Year	No.	Player (Solo-Asst.)
1999	111	Jason Doering (79-32)
1998	94	Jason Doering (71-23)
1997	70	Bobby Myers (48-22)
1996	91	Kevin Huntley (55-36)
1995	96	Kevin Huntley (61-35)
1994	98	Jamel Brown (67-31)
1993	87	Reggie Holt (56-31)
1992	86	Reggie Holt (59-27)
1991	144	Reggie Holt (77-67)
1990	123	Greg Thomas (46-77)
1989	81	Rafael Robinson (57-24)
1988	68	Greg Thomas (45-23)
1987	105	Greg Thomas (42-63)
1986	80	Bobby Taylor (50-30)
1985	75	Troy Spencer (57-18)
1984	74	Russ Bellford (46-28)
1983	76	Brian Marrow (42-34)
1982	55	David Greenwood (36-19)
1981	74	David Greenwood (53-21)
1980	49	David Greenwood (29-20)
1979	65	David Greenwood (41-24)
1978	49	George Welch (26-23)
1977	69	Greg Gordon (41-28)
1976	62	Scott Erdmann (47-15)
1975	102	Terry Buss (53-49)
1974	79	Terry Buss (53-26)
1973	78	Terry Buss (40-38)
1972	64	Dan Baron (39-25)
1971	94	Neovia Greyer (52-42)
1970	69	Ron Buss (39-30)
1969	—	—
1968	57	Mike Cavill (42-15)
1967	85	Gary Reineck (45-40)
1966	—	—



Tom Burke was the team's top tackler among defensive linemen as a junior and senior. He was the NCAA's sack leader in 1998.



Dave Lokanc's 181 tackles in 1972 are a Wisconsin season record. Lokanc was a two-time team tackle leader.



Last fall, Jason Doering became the first Wisconsin defensive back in nine seasons to register at least 100 tackles.

Interceptions

All-time scores

Long interception returns

98t
Billy Lowe vs.
Purdue, '54

94t
Ron Steiner vs.
West Virginia, '57

89t
Jim Nettles vs.
New Mexico St.,
'62

82t
Cyrill Weems vs.
Utah, '96

75t
Cyrill Weems vs.
Purdue, '95

73t
Nate Odomes vs.
Hawaii, '86

66
Dave Fronek vs.
N'western, '65

PRE-MODERN ERA

105t
Coots
Cunningham vs.
Purdue, '07

100t
Jack Wink vs.
Great Lakes, '42

80t
Frederick Smith
vs. Ohio St., '18

Career interceptions

Player	Int.	Yards	Avg.	TD
1. Neovia Greyer, 1969-71	18	285	15.8	0
Jeff Messenger, 1991-94	18	129	7.2	1
3. Scott Nelson, 1990-93	14	261	18.6	1
Jamar Fletcher, 1998-present	14	280	20.0	5
5. David Greenwood, 1979-82	10	178	17.8	1
6. Dave Fronek, 1963-65	9	136	15.1	0
Craig Raddatz, 1983-86	9	45	5.0	0
Nate Odomes, 1984-86	9	136	15.1	1
Eddie Fletcher, 1988-91	9	81	9.0	0

Season interceptions

Player	Int.	Yards	Avg.	TD
1. Neovia Greyer, 1970	9	116	12.9	0
2. Dale Hackbart, 1958	7	77	11.0	0
Scott Erdmann, 1976	7	143	20.4	0
Nate Odomes, 1986	7	107	15.3	1
Jeff Messenger, 1993	7	41	5.9	0
Jamar Fletcher, 1998	7	145	20.7	3
Jamar Fletcher, 1999	7	135	19.3	2

Game interceptions

Player	Int.	Yards	Avg.	TD
1. Clarence Bratt vs. Minnesota, 1954	4	34	8.5	0
2. Gene Evans vs. Marquette, 1946	3	n/a	n/a	0
Bob Radcliffe vs. Navy, 1949	3	103	34.3	2
Ed Withers vs. Iowa, 1950	3	103	34.3	1
Burt Hable vs. Minnesota, 1952	3	39	13.0	0
Dale Hackbart vs. Minnesota, 1958	3	35	11.7	0
Tom Schinke vs. Iowa, 1966	3	27	9.0	0
Neovia Greyer vs. Illinois, 1970	3	16	5.3	0
Ken Dixon vs. Illinois, 1975	3	0	0.0	0
Nate Odomes vs. Hawaii, 1986	3	73	24.3	1
Matt VandenBoom vs. Michigan, '81	3	0	0.0	0

Career interception return average

Minimum 8 returns

1. Ed Withers, 1949-51	25.0
2. Jim Nettles, 1961-63	21.1
3. Jamar Fletcher, 1998-present	20.0
4. Jim Miller, 1953-55	19.9
5. Steve Wagner, 1974-75	18.6
Scott Nelson, 1990-93	18.6

Season interception return average


Minimum 4 returns

1. Pat Levenhagen, 1955	30.5
2. Jim Nettles, 1962	26.5
Russ Bellford, 1983	26.5
4. David Greenwood, 1981	26.0
5. Ed Withers, 1950	25.8


Game interception return average

Minimum 3 returns


1. Ed Withers vs. Iowa, 1950	51.5
------------------------------	------



Jeff Messenger (above) and Neovia Greyer are the career interception leaders (18) at UW.



All-American Ed Withers' 25-yard career average on interception returns is a school best.



Jamar Fletcher already owns the Big Ten career record for interceptions returned for TDs (five).

All-time Scores

► 1889 (0-2)

Coach: Alvin Kletsch

Date	Opponent	Rank	Score
N 23	*Calumet Club1	—/—	L 0-27
D 14	Beloit	—/—	L 0-4

► 1890 (1-3)

Coach: Ted Mestre

Date	Opponent	Rank	Score
N 1	*UW-Whitewater	—/—	W 106-0
N 15	Minnesota	—/—	L 0-63
N 22	*Lake Forest	—/—	L 6-16
N 26	*Northwestern1	—/—	L 10-22

► 1891 (3-1-1)

Coach: Herb Alward

Date	Opponent	Rank	Score
O 17	Beloit	—/—	W 40-4
O 24	Minnesota	—/—	L 12-26
O 31	*Northwestern1	—/—	T 0-0
N 14	*Lake Forest	—/—	W 6-4
N 29	*Northwestern1	—/—	W 40-0

► 1892 (4-3)

Coach: Frank Crawford

Date	Opponent	Rank	Score
O 1	*Beloit	—/—	W 32-4
O 15	*Michigan	—/—	L 6-10
O 19	Purdue	—/—	L 4-32
O 22	*Lake Forest1	—/—	W 10-6
O 29	*Minnesota	—/—	L 4-32
N 19	Northwestern	—/—	W 26-6
N 24	*Northwestern1	—/—	W 20-6

► 1893 (4-2)

Coach: Parke Davis

Date	Opponent	Rank	Score
O 14	*Chicago AA1	—/—	L 0-22
O 21	*Lake Forest	—/—	W 24-0
O 28	*Beloit	—/—	W 18-0
N 4	Michigan	—/—	W 34-18
N 11	Minnesota	—/—	L 0-40
N 16	*Purdue	—/—	W 36-30

► 1894 (5-2)

Coach: H.O. Stickney

Date	Opponent	Rank	Score
O 6	*Chicago AA	—/—	W 22-4
O 15	Purdue	—/—	L forfeit
O 20	Chicago	—/—	W 30-0
O 27	Chicago AA	—/—	L 4-16
O 29	*Iowa	—/—	W 44-0
N 3	Beloit	—/—	W 46-0
N 17	*Minnesota	—/—	W 6-0

► 1895 (5-2-1)

Coach: H.O. Stickney

Date	Opponent	Rank	Score
S 21	*Northwestern1	—/—	W 12-6
S 30	*Iowa State	—/—	W 28-6
O 5	*Armour	—/—	W 32-4
O 12	*Lake Forest	—/—	W 26-5
O 19	*Grinnell	—/—	W 14-4
O 26	*Illinois	—/—	T 10-10
N 2	Chicago	—/—	L 12-22
N 16	Minnesota	—/—	L 10-14

► 1896 (7-1-1)

Coach: Phil King

Date	Opponent	Rank	Score
O 10	*Lake Forest	—/—	W 34-0
O 14	*Madison HS	—/—	W 18-0
O 17	*Rush Medical	—/—	W 50-0
O 24	*Grinnell	—/—	W 54-6
O 31	Beloit	—/—	W 6-0
N 7	*Chicago	—/—	W 24-0
N 21	*Minnesota	—/—	W 6-0
N 26	Northwestern	—/—	T 6-6
D 19	Carlisle Indians3	—/—	L 8-18

► 1897 (9-1)

Coach: Phil King

Date	Opponent	Rank	Score
O 2	*Lake Forest	—/—	W 30-0
O 6	*Madison HS	—/—	W 8-0
O 9	*Rush Medical	—/—	W 28-0
O 16	*UW-Platteville	—/—	W 20-0
O 23	*Madison HS	—/—	W 29-0
O 30	Minnesota	—/—	W 39-0
N 6	*Beloit	—/—	W 11-0
N 13	Chicago	—/—	W 25-8
N 20	*UW Alumni	—/—	L 0-6
N 25	Northwestern	—/—	W 22-0

► 1898 (9-1)

Coach: Phil King

Date	Opponent	Rank	Score
O 1	*Ripon	—/—	W 52-0
O 5	*Madison HS	—/—	W 21-0
O 8	*Dixon	—/—	W 76-0
O 15	*Rush Medical	—/—	W 42-0
O 22	*Beloit1	—/—	W 17-0
O 29	*Minnesota	—/—	W 29-0
N 5	*UW Alumni	—/—	W 12-11
N 12	Chicago	—/—	L 0-6
N 19	*UW-Whitewater	—/—	W 22-0
N 24	Northwestern	—/—	W 27-0

► 1899 (9-2)

Coach: Phil King

Date	Opponent	Rank	Score
S 30	*Lake Forest	—/—	W 45-0
O 6	*Beloit1	—/—	W 36-0
O 14	*Northwestern	—/—	W 38-0
O 21	Yale	—/—	L 0-6
O 28	*Rush Medical	—/—	W 17-0
N 4	*UW Alumni	—/—	W 17-5
N 11	*Illinois	—/—	W 23-0
N 18	Minnesota	—/—	W 19-0
N 25	*Lawrence	—/—	W 58-0
N 30	Michigan2	—/—	W 17-5
D 9	*Chicago	—/—	L 0-17

► 1900 (8-1)

Coach: Phil King

Date	Opponent	Rank	Score
S 29	*Ripon	—/—	W 50-0
O 6	*Chicago P&S	—/—	W 5-0
O 13	*Beloit1	—/—	W 11-0
O 20	*Upper Iowa	—/—	W 64-0
O 27	*Grinnell	—/—	W 45-0
N 3	Minnesota	—/—	L 5-6
N 10	*Notre Dame	—/—	W 54-0
N 17	Chicago	—/—	W 39-5
N 24	*Illinois	—/—	W 27-0

► 1901 (9-0)

Coach: Phil King

Date	Opponent	Rank	Score
S 28	*Milw. Medical	—/—	W 26-0
O 5	*Hyde Park HS	—/—	W 62-0
O 12	*Beloit1	—/—	W 40-0
O 19	*Knox	—/—	W 23-5
O 26	*Kansas	—/—	W 50-0
N 2	*Nebraska1	—/—	W 18-0
N 9	*Iowa State	—/—	W 45-0
N 16	Minnesota	—/—	W 18-0
N 28	Chicago	—/—	W 35-0

► 1902 (6-3)

Coach: Phil King

Date	Opponent	Rank	Score
S 27	*Lawrence	—/—	W 11-0
O 4	*Hyde Park HS	—/—	W 24-5
O 11	*Lawrence	—/—	W 52-0
O 18	*Beloit1	—/—	W 52-6
O 25	*Kansas	—/—	W 38-0
N 1	Michigan2	—/—	L 0-6
N 8	*Northwestern	—/—	W 51-0
N 15	Minnesota	—/—	L 0-11
N 27	Chicago	—/—	L 0-11

►1903 (6-3-1)

Coach: Art Curtis

Date	Opponent	Rank	Score
O 3	*North Central	—/—	W 28-0
O 10	*Lawrence	—/—	W 40-7
O 17	*Beloit	—/—	W 87-0
O 21	*Osteopaths	—/—	W 32-0
O 24	*Knox	—/—	W 54-6
O 31	*Chicago	—/—	L 6-15
N 7	*UW-Oshkosh	—/—	W 52-0
N 14	Michigan	—/—	L 0-16
N 21	Northwestern	—/—	T 6-6
N 26	Minnesota	—/—	L 0-17

►1904 (5-3)

Coach: Art Curtis

Date	Opponent	Rank	Score
O 1	*Fort Sheridan	—/—	W 45-0
O 8	*Marquette	—/—	W 33-0
O 15	*Notre Dame1	—/—	W 58-0
O 22	*Drake	—/—	W 82-0
O 29	*Michigan	—/—	L 0-28
N 5	*Beloit	—/—	W 36-0
N 12	Minnesota	—/—	L 0-28
N 24	Chicago	—/—	L 11-18

►1905 (8-2)

Coach: Phil King

Date	Opponent	Rank	Score
S 23	Company I4	—/—	W 16-0
S 30	*Northwestern	—/—	W 49-0
O 4	*Marquette	—/—	W 29-0
O 7	*Lawrence	—/—	W 34-0
O 14	*Notre Dame1	—/—	W 21-0
O 21	*Chicago	—/—	L 0-4
O 28	*UW Alumni	—/—	W 17-0
N 4	Minnesota	—/—	W 16-12
N 11	*Beloit	—/—	W 44-0
N 18	Michigan	—/—	L 0-12

►1906 (5-0)

Coach: Dr. C.P. Hutchins

Date	Opponent	Rank	Score
O 13	*Lawrence	—/—	W 5-0
O 20	*North Dakota	—/—	W 10-0
N 3	*Iowa	—/—	W 18-4
N 10	Illinois	—/—	W 16-6
N 17	*Purdue	—/—	W 29-5

►1907 (3-1-1)

Coach: Dr. C.P. Hutchins

Date	Opponent	Rank	Score
O 26	*Illinois	—/—	L 4-15
N 2	Iowa	—/—	W 6-5
N 9	*Indiana	—/—	W 11-8
N 16	Purdue	—/—	W 12-6
N 23	*Minnesota	—/—	T 17-17

►1908 (5-1)

Coach: Tom Barry

Date	Opponent	Rank	Score
O 10	*Lawrence	—/—	W 35-0
O 17	Indiana	—/—	W 16-0
O 24	*UW Freshmen	—/—	W 24-15
O 31	*Marquette	—/—	W 9-6
N 7	Minnesota	—/—	W 5-0
N 21	*Chicago(h)	—/—	L 12-18

►1909 (3-1-1)

Coach: Tom Barry

Date	Opponent	Rank	Score
O 9	*Lawrence	—/—	W 22-0
O 23	*Indiana	—/—	W 6-3
O 30	Northwestern	—/—	W 21-11
N 13	*Minnesota(h)	—/—	L 6-34
N 20	Chicago	—/—	T 6-6

►1910 (1-2-2)

Coach: Tom Barry

Date	Opponent	Rank	Score
O 8	*Lawrence	—/—	T 6-6
O 22	Indiana5	—/—	L 3-12
O 29	*Northwestern	—/—	T 0-0
N 12	Minnesota	—/—	L 0-28
N 19	*Chicago(h)	—/—	W 10-0

►1911 (5-1-1)

Coach: J.R. Richards

Date	Opponent	Rank	Score
O 7	*Lawrence	—/—	W 15-0
O 14	*Ripon	—/—	W 24-0
O 21	*Colorado College	—/—	W 26-0
O 28	Northwestern	—/—	W 28-3
N 4	*Iowa	—/—	W 12-0
N 18	*Minnesota(h)	—/—	T 6-6
N 25	Chicago	—/—	L 0-5

►1912 (7-0)

Coach: William Juneau

Date	Opponent	Rank	Score
O 5	*Lawrence	—/—	W 13-0
O 12	*Northwestern	—/—	W 56-0
O 19	*Purdue	—/—	W 41-0
N 2	*Chicago(h)	—/—	W 30-12
N 9	*Arkansas	—/—	W 64-7
N 16	Minnesota	—/—	W 14-0
N 23	Iowa	—/—	W 28-10

►1913 (3-3-1)

Coach: William Juneau

Date	Opponent	Rank	Score
O 4	*Lawrence	—/—	W 58-7
O 11	*Marquette	—/—	W 13-0
O 18	Purdue	—/—	T 7-7
O 25	*Michigan State	—/—	L 7-12
N 1	*Minnesota(h)	—/—	L 3-21
N 8	*Ohio State	—/—	W 12-0
N 22	Chicago	—/—	L 0-19

►1914 (4-2-1)

Coach: William Juneau

Date	Opponent	Rank	Score
O 3	*Lawrence	—/—	W 21-0
O 10	*Marquette	—/—	W 48-0
O 17	*Purdue	—/—	W 14-7
O 24	Ohio State	—/—	W 7-6
O 31	*Chicago(h)	—/—	T 0-0
N 14	Minnesota	—/—	L 3-14
N 21	*Illinois	—/—	L 9-24

►1915 (4-3)

Coach: William Juneau

Date	Opponent	Rank	Score
O 2	*Lawrence	—/—	W 82-0
O 8	*Marquette	—/—	W 85-0
O 16	Purdue	—/—	W 28-3
O 23	*Ohio State	—/—	W 21-0
O 30	Chicago	—/—	L 13-14
N 13	Illinois	—/—	L 3-17
N 20	*Minnesota(h)	—/—	L 3-20

►1916 (4-2-1)

Coach: Paul Withington

Date	Opponent	Rank	Score
O 7	*Lawrence	—/—	W 20-0
O 14	*So. Dakota State	—/—	W 28-3
O 21	*Haskell Indians	—/—	W 13-0
O 28	*Chicago(h)	—/—	W 30-7
N 4	Ohio State	—/—	L 13-14
N 18	Minnesota	—/—	L 0-54
N 25	*Illinois	—/—	T 0-0

►1917 (4-2-1)

Coach: J.R. Richards

Date	Opponent	Rank	Score
O 6	*Beloit	—/—	W 34-0
O 13	*Notre Dame	—/—	T 0-0
O 20	Illinois	—/—	L 0-7
O 27	*Iowa	—/—	W 20-0
N 3	*Minnesota(h)	—/—	W 10-7
N 10	*Ohio State	—/—	L 3-16
N 24	Chicago	—/—	W 18-0

►1918 (3-3)

Coach: Guy Lowman

Date	Opponent	Rank	Score
O 26	*Camp Grant	—/—	L 0-7
N 2	*Beloit	—/—	W 21-0
N 9	*Illinois(h)	—/—	L 0-22
N 16	Minnesota	—/—	L 0-6
N 23	Ohio State	—/—	W 14-3
N 28	*Michigan State	—/—	W 7-6

►1919 (5-2)

Coach: J.R. Richards

Date	Opponent	Rank	Score
O 4	*Ripon	—/—	W 37-0
O 11	*Marquette	—/—	W 13-0
O 18	Northwestern	—/—	W 10-6
O 25	Illinois	—/—	W 14-10
N 1	*Minnesota(h)	—/—	L 7-19
N 15	*Ohio State	—/—	L 0-3
N 22	Chicago	—/—	W 10-3

►1920 (6-1)

Coach: J.R. Richards

Date	Opponent	Rank	Score
O 2	*Lawrence	—/—	W 60-0
O 9	*Michigan State	—/—	W 27-0
O 16	*Northwestern	—/—	W 27-7
O 23	Ohio State	—/—	L 7-13
N 6	Minnesota	—/—	W 3-0
N 13	*Illinois(h)	—/—	W 14-9
N 20	Chicago	—/—	W 3-0

►1921 (5-1-1)

Coach: J.R. Richards

Date	Opponent	Rank	Score
O 1	*Lawrence	—/—	W 28-0
O 8	*So. Dakota State	—/—	W 24-3
O 15	Northwestern	—/—	W 27-0
O 22	Illinois	—/—	W 20-0
O 29	*Minnesota(h)	—/—	W 35-0
N 12	*Michigan	—/—	T 7-7
N 19	Chicago	—/—	L 0-3

►1922 (4-2-1)

Coach: J.R. Richards

Date	Opponent	Rank	Score
O 7	*Carleton	—/—	W 41-0
O 14	*So. Dakota State	—/—	W 20-6
O 21	*Indiana	—/—	W 20-0
N 4	Minnesota	—/—	W 14-0
N 11	*Illinois(h)	—/—	L 0-3
N 18	Michigan	—/—	L 6-13
N 25	Chicago	—/—	T 0-0

►1923 (3-3-1)

Coach: Jack Ryan

Date	Opponent	Rank	Score
O 6	*Coe	—/—	W 7-3
O 13	*Michigan State	—/—	W 21-0
O 20	Indiana	—/—	W 52-0
O 27	*Minnesota(h)	—/—	T 0-0
N 10	Illinois	—/—	L 0-10
N 17	*Michigan	—/—	L 3-6
N 24	Chicago	—/—	L 6-13

►1924 (2-3-3)

Coach: Jack Ryan

Date	Opponent	Rank	Score
S 27	*No. Dakota State	—/—	W 25-0
O 4	*Iowa State	—/—	W 17-0
O 11	*Coe	—/—	T 7-7
O 18	*Minnesota	—/—	T 7-7
O 25	Michigan	—/—	L 0-21
N 8	*Notre Dame	—/—	L 3-38
N 15	*Iowa(h)	—/—	L 7-21
N 22	Chicago	—/—	T 0-0

►1925 (6-1-1)

Coach: George Little

Date	Opponent	Rank	Score
O 3	*Iowa State	—/—	W 30-0
O 10	*Franklin	—/—	W 35-0
O 17	*Michigan(h)	—/—	L 0-21
O 24	*Purdue	—/—	W 7-0
O 31	Minnesota	—/—	T 12-12
N 7	Iowa	—/—	W 6-0
N 14	*Michigan State	—/—	W 21-10
N 21	Chicago	—/—	W 20-7

►1926 (5-2-1)

Coach: George Little

Date	Opponent	Rank	Score
O 2	*Cornell	—/—	W 38-0
O 9	*Kansas	—/—	W 13-0
O 16	Purdue	—/—	T 0-0
O 23	*Indiana	—/—	W 27-2
O 30	*Minnesota	—/—	L 10-16
N 6	Michigan	—/—	L 0-37
N 13	*Iowa(h)	—/—	W 20-10
N 20	Chicago	—/—	W 14-7

►1927 (4-4)

Coach: Glenn Thistlethwaite

Date	Opponent	Rank	Score
O 1	*Cornell	—/—	W 31-6
O 8	Kansas	—/—	W 26-6
O 15	*Michigan	—/—	L 0-14
O 22	*Purdue	—/—	W 12-6
O 29	Minnesota	—/—	L 7-13
N 5	*Grinnell	—/—	W 20-2
N 12	*Iowa(h)	—/—	L 0-16
N 19	Chicago	—/—	L 0-6

►1928 (7-1-1)

Coach: Glenn Thistlethwaite

Date	Opponent	Rank	Score
O 6	*Notre Dame	—/—	W 22-6
O 13	*Cornell	—/—	W 49-0
O 13	*No. Dakota State	—/—	W 13-7
O 20	Purdue	—/—	T 19-19
O 27	Michigan	—/—	W 7-0
N 3	*Alabama	—/—	W 15-0
N 10	*Chicago(h)	—/—	W 25-0
N 17	Iowa	—/—	W 13-0
N 24	*Minnesota	—/—	L 0-6

►1929 (4-5)

Coach: Glenn Thistlethwaite

Date	Opponent	Rank	Score
S 28	*Ripon	—/—	W 22-0
S 28	*So. Dakota State	—/—	W 21-0
O 5	*Colgate	—/—	W 13-6
O 12	*Northwestern	—/—	L 0-7
O 19	Notre Dame2	—/—	L 0-19
O 26	*Iowa	—/—	L 0-14
N 2	*Purdue(h)	—/—	L 0-13
N 9	Chicago	—/—	W 20-6
N 23	Minnesota	—/—	L 12-13

►1930 (6-2-1)

Coach: Glenn Thistlethwaite

Date	Opponent	Rank	Score
O 4	*Lawrence	—/—	W 53-6
O 4	*Carleton	—/—	W 28-0
O 11	*Chicago	—/—	W 34-0
O 18	*Pennsylvania(h)	—/—	W 27-0
O 25	Purdue	—/—	L 6-7
N 1	Ohio State	—/—	T 0-0
N 8	*So. Dakota State	—/—	W 58-7
N 15	Northwestern	—/—	L 7-20
N 22	*Minnesota	—/—	W 14-0

►1931 (5-4-1)

Coach: Glenn Thistlethwaite

Date	Opponent	Rank	Score
O 3	*Bradley	—/—	W 33-6
O 3	*No. Dakota State	—/—	W 12-7
O 10	*Auburn	—/—	T 7-7
O 17	*Purdue	—/—	W 21-14
O 24	Pennsylvania	—/—	L 13-27
O 31	Minnesota	—/—	L 0-14
N 7	Illinois	—/—	W 7-6
N 14	*Ohio State(h)	—/—	L 0-6
N 21	Chicago	—/—	W 12-7
N 28	Michigan	—/—	L 0-16

► 1932 (6-1-1)

Coach: Clarence Spears

Date	Opponent	Rank	Score
O 1	*Marquette	—/—	W 7-2
O 8	*Iowa	—/—	W 34-0
O 15	Purdue	—/—	L 6-7
O 22	*Coe	—/—	W 39-0
O 29	Ohio State	—/—	T 7-7
N 5	*Illinois(h)	—/—	W 20-12
N 12	*Minnesota	—/—	W 20-13
N 19	Chicago	—/—	W 18-7

► 1933 (2-5-1)

Coach: Clarence Spears

Date	Opponent	Rank	Score
O 7	*Marquette	—/—	W 19-0
O 14	Illinois	—/—	L 0-21
O 21	Iowa	—/—	L 7-26
O 28	*Purdue(h)	—/—	L 0-14
N 4	Chicago	—/—	T 0-0
N 11	*West Virginia	—/—	W 25-6
N 18	*Ohio State	—/—	L 0-6
N 25	Minnesota	—/—	L 3-6

► 1934 (4-4)

Coach: Clarence Spears

Date	Opponent	Rank	Score
O 6	*Marquette	—/—	W 3-0
O 13	*So. Dakota State	—/—	W 28-7
O 20	Purdue	—/—	L 0-14
O 27	Notre Dame	—/—	L 0-19
N 3	Northwestern	—/—	L 0-7
N 10	Michigan	—/—	W 10-0
N 17	*Illinois(h)	—/—	W 7-3
N 24	*Minnesota	—/—	L 0-34

► 1935 (1-7)

Coach: Clarence Spears

Date	Opponent	Rank	Score
S 28	*So. Dakota State	—/—	L 6-13
O 5	*Marquette	—/—	L 0-33
O 12	*Notre Dame	—/—	L 0-27
O 19	*Michigan	—/—	L 12-20
O 26	Chicago	—/—	L 7-13
N 9	*Purdue(h)	—/—	W 8-0
N 16	Northwestern	—/—	L 13-32
N 23	Minnesota	—/—	L 7-33

► 1936 (2-6)

Coach: Harry Stuhldreher

Date	Opponent	Rank	Score
S 26	*So. Dakota State	—/—	W 24-7
O 3	*Marquette	—/—	L 6-12
O 10	Purdue	—/—	L 14-35
O 17	Notre Dame	—/—	L 0-27
O 31	*Chicago(h)	—/—	L 6-7
N 7	Northwestern	—/1	L 18-26
N 14	*Cincinnati	—/—	W 27-6
N 21	*Minnesota	—/2	L 0-24

► 1937 (4-3-1)

Coach: Harry Stuhldreher

Date	Opponent	Rank	Score
S 25	*So. Dakota State	—/—	W 32-0
O 2	*Marquette	—/—	W 12-0
O 9	Chicago	—/—	W 27-0
O 16	*Iowa(h)	—/—	W 13-6
O 23	Pittsburgh	16/3	L 0-21
O 30	*Northwestern	—/—	L 6-14
N 13	*Purdue	—/—	T 7-7
N 20	Minnesota	—/7	L 6-13

► 1938 (5-3)

Coach: Harry Stuhldreher

Date	Opponent	Rank	Score
O 1	*Marquette	—/—	W 27-0
O 8	Iowa	—/—	W 31-13
O 15	*Pittsburgh	—/—	L 6-26
O 22	Purdue	—/—	L 7-13
O 29	*Indiana(h)	—/—	W 6-0
N 5	Northwestern	—/7	W 20-13
N 12	UCLA	15/—	W 14-7
N 19	*Minnesota	12/—	L 0-21

► 1939 (1-6-1)

Coach: Harry Stuhldreher

Date	Opponent	Rank	Score
S 30	*Marquette	—/—	W 14-13
O 7	*Texas	—/—	L 7-17
O 14	*Indiana	—/—	L 0-14
O 21	Northwestern	—/—	L 7-13
O 28	*Iowa	—/—	L 13-19
N 4	Illinois	—/—	L 0-7
N 18	*Purdue(h)	—/—	T 7-7
N 25	Minnesota	—/—	L 6-23

► 1940 (4-4)

Coach: Harry Stuhldreher

Date	Opponent	Rank	Score
O 5	*Marquette	—/—	W 33-19
O 12	Iowa	—/—	L 12-30
O 19	*Northwestern	—/4	L 7-27
O 26	Purdue	—/—	W 14-13
N 2	*Illinois(h)	—/—	W 13-6
N 9	Columbia	—/—	L 6-7
N 16	*Indiana	—/—	W 27-10
N 23	*Minnesota	—/1	L 13-22

► 1941 (3-5)

Coach: Harry Stuhldreher

Date	Opponent	Rank	Score
O 4	*Marquette	—/—	L 7-28
O 11	Northwestern	—/—	L 14-41
O 18	*Iowa	—/—	W 23-0
O 25	*Indiana(h)	—/—	W 27-25
N 1	*Syracuse	—/—	L 20-27
N 8	Ohio State	—/20	L 34-46
N 15	*Purdue	—/—	W 13-0
N 22	Minnesota	—/1	L 6-41

► 1942 (8-1-1)

Coach: Harry Stuhldreher

Date	Opponent	Rank	Score
S 19	*Camp Grant	—/—	W 7-0
S 26	*Notre Dame	—/—	T 7-7
O 3	*Marquette	—/—	W 35-7
O 10	*Missouri	—/—	W 17-9
O 17	Great Lakes2	7/—	W 13-7
O 24	Purdue	7/—	W 13-0
O 31	*Ohio State(h)	6/1	W 17-7
N 7	Iowa	2/—	L 0-6
N 14	Northwestern	7/—	W 20-19
N 21	*Minnesota	7/—	W 20-6

► 1943 (1-9)

Coach: Harry Stuhldreher

Date	Opponent	Rank	Score
S 18	*Marquette	—/—	L 7-33
S 25	Camp Grant6	—/—	L 7-10
O 2	Iowa	—/—	W 7-5
O 9	*Illinois	—/—	L 7-25
O 16	*Notre Dame	—/1	L 0-50
O 23	Indiana	—/—	L 0-34
O 30	*Purdue	—/4	L 0-32
N 6	*Northwestern(h)	—/12	L 0-41
N 13	Michigan	—/4	L 0-27
N 20	Minnesota	—/—	L 13-25

► 1944 (3-6)

Coach: Harry Stuhldreher

Date	Opponent	Rank	Score
S 30	Northwestern	—/—	W 7-6
O 7	*Marquette	—/—	W 21-2
O 14	*Ohio State(h)	19/8	L 7-20
O 21	Notre Dame	—/1	L 13-28
O 28	*Great Lakes	—/16	L 12-40
N 4	Purdue	—/—	L 0-35
N 11	*Iowa	—/—	W 26-7
N 18	Michigan	—/5	L 0-14
N 25	*Minnesota	—/—	L 26-28

► 1945 (3-4-2)

Coach: Harry Stuhldreher

Date	Opponent	Rank	Score
S 22	Great Lakes	—/—	T 0-0
S 29	*Marquette	—/—	W 40-13
O 6	*Purdue	—/—	L 7-13
O 13	Ohio State	—/4	L 0-12
O 20	*Illinois	—/—	T 7-7
N 3	Iowa	—/—	W 27-7
N 10	*Northwestern(h)	—/—	L 14-28
N 17	Navy7	—/2	L 7-36
N 24	Minnesota	—/—	W 26-12

► 1946 (4-5)

Coach: Harry Stuhldreher

Date	Opponent	Rank	Score	Crowd
S 21	*Marquette	—/—	W 34-0	45,000c
S 28	California	—/—	W 28-7	50,000
O 5	Northwestern	—/—	L 0-28	45,000
O 12	*Ohio State	—/14	W 20-7	45,000c
O 19	Illinois	20/—	L 21-27	62,597
N 2	Purdue	18/—	W 24-20	32,000
N 9	*Iowa(h)	15/—	L 7-21	45,000c
N 16	Michigan	—/10	L 6-28	63,415
N 23	*Minnesota	—/—	L 0-6	45,000

► 1947 (5-3-1)

Coach: Harry Stuhldreher

Date	Opponent	Rank	Score	Crowd
S 27	*Purdue	—/—	W 32-14	41,000
O 4	Indiana	—/—	T 7-7	30,000
O 11	*California	—/8	L 7-48	45,000c
O 18	Yale	—/12	W 9-0	65,000
O 25	*Marquette	—/—	W 35-12	45,000c
N 1	Northwestern	—/—	W 29-0	43,000
N 8	*Iowa(h)	19/—	W 46-14	45,000c
N 15	*Michigan	9/2	L 6-40	45,000c
N 22	Minnesota	—/—	L 0-21	63,862

► 1948 (2-7)

Coach: Harry Stuhldreher

Date	Opponent	Rank	Score	Crowd
S 25	*Indiana	—/—	L 7-35	40,000
O 2	*Illinois	—/—	W 20-16	45,000c
O 9	California	—/9	L 14-40	66,000
O 16	*Yale	—/—	L 7-17	45,000c
O 23	Ohio State	—/—	L 32-34	77,200
O 30	Iowa	—/—	L 13-19	38,000
N 6	*Northwestern(h)	—/10	L 7-16	45,000c
N 13	*Marquette	—/—	W 26-0	45,000c
N 20	*Minnesota	—/15	L 0-16	45,000c

► 1949 (5-3-1)

Coach: Ivy Williamson

Date	Opponent	Rank	Score	Crowd
S 24	*Marquette	—/—	W 41-0	42,000
O 1	Illinois	—/—	T 13-13	32,332
O 8	*California	—/10	L 20-35	44,000
O 15	*Navy	—/18	W 48-13	45,000c
O 22	*Ohio State	—/—	L 0-21	45,000c
O 29	Indiana	—/—	W 30-14	30,000
N 5	Northwestern	—/—	W 14-6	51,000
N 12	*Iowa(h)	—/—	W 35-13	45,000c
N 19	Minnesota	—/—	L 6-14	64,110

► 1950 (6-3)

Coach: Ivy Williamson

Date	Opponent	Rank	Score	Crowd
S 30	*Marquette	—/—	W 28-6	45,000c
O 7	Illinois	—/15	W 7-6	54,230
O 14	Iowa	15/—	W 14-0	46,333
O 21	Michigan	16/—	L 13-26	91,202
O 28	*Northwestern	—/9	W 14-13	45,000c
N 4	*Purdue(h)	20/—	W 33-7	45,000c
N 11	Ohio State	15/2	L 14-19	81,535
N 18	Pennsylvania	15/20	L 0-20	60,000
N 25	*Minnesota	—/—	W 14-0	45,000c

► 1951 (7-1-1)

Coach: Ivy Williamson

Date	Opponent	Rank	Score	Crowd
S 29	*Marquette	15/—	W 22-6	45,450
O 6	Illinois	—/8	L 10-14	56,207
O 13	*Ohio State	—/9	T 6-6	51,156c
O 20	Purdue	—/—	W 31-7	40,000
O 27	Northwestern	14/13	W 41-0	50,000
N 3	*Indiana(h)	10/—	W 6-0	51,118c
N 10	*Pennsylvania	9/—	W 16-7	43,243
N 17	*Iowa	8/—	W 34-7	39,788
N 24	Minnesota	8/—	W 30-6	52,177

► 1952 (6-3-1)

Coach: Ivy Williamson

Date	Opponent	Rank	Score	Crowd
S 27	*Marquette	7/—	W 42-19	51,303c
O 4	*Illinois	8/2	W 20-6	52,071c
O 11	Ohio State	1/—	L 14-23	80,345
O 18	Iowa	12/—	W 42-13	45,050
O 25	*UCLA	10/8	L 7-20	52,131c
N 1	Rice	18/—	W 21-7	36,000
N 8	*Northwestern(h)	18/—	W 24-20	52,131c
N 15	Indiana	15/—	W 37-14	22,000
N 22	*Minnesota	13/—	T 21-21	52,131c
J 1	USC8	11/5	L 0-7	101,500

► 1953 (6-2-1)

Coach: Ivy Williamson

Date	Opponent	Rank	Score	Crowd
S 26	*Penn State	—/—	W 20-0	48,374
O 3	*Marquette	16/—	W 13-11	51,363
O 9	UCLA	—/6	L 0-13	52,887
O 17	Purdue	—/—	W 28-19	36,500
O 24	*Ohio State	—/—	L 19-20	52,819c
O 31	*Iowa(h)	—/—	W 10-6	52,819c
N 7	Northwestern	—/—	W 34-13	40,000
N 14	*Illinois	—/3	W 34-7	52,887c
N 21	Minnesota	8/—	T 21-21	61,154

►1954 (7-2)

Coach: Ivy Williamson

Date	Opponent	Rank	Score	Crowd
S 25	*Marquette	10/—	W 52-14	52,819c
O 2	Michigan State	5/—	W 6-0	51,194
O 9	*Rice	3/11	W 13-7	52,819c
O 16	*Purdue	2/5	W 20-6	52,819c
O 23	Ohio State	2/4	L 14-31	82,636
O 30	Iowa	8/—	L 7-13	52,185
N 6	*Northwestern(h)	16/—	W 34-13	53,131c
N 13	Illinois	14/—	W 27-14	71,119
N 20	*Minnesota	17/10	W 27-0	53,131c

►1958 (7-1-1)

Coach: Milt Bruhn

Date	Opponent	Rank	Score	Crowd
S 26	Miami, Fla.	14/15	W 20-0	62,084
O 4	*Marquette	9/—	W 50-0	42,513
O 11	*Purdue	6/13	W 31-6	51,028
O 18	*Iowa	4/13	L 9-20	65,241c
O 25	Ohio State	13/2	T 7-7	83,142
N 1	Michigan State	8/—	W 9-7	71,040
N 8	*Northwestern(h)	7/4	W 17-13	62,964
N 15	Illinois	5/—	W 31-12	45,937
N 22	*Minnesota	5/—	W 27-12	54,517

►1955 (4-5)

Coach: Ivy Williamson

Date	Opponent	Rank	Score	Crowd
S 24	*Marquette	—/—	W 28-14	53,359c
O 1	*Iowa	17/14	W 37-14	53,509c
O 8	Purdue	9/17	W 9-0	45,000
O 14	USC	6/16	L 21-33	75,162
O 22	*Ohio State	15/—	L 16-26	53,539c
O 29	*Michigan State(h)	—/5	L 0-27	53,529c
N 5	Northwestern	—/—	W 41-14	40,000
N 12	*Illinois	—/16	L 14-17	53,529c
N 19	Minnesota	—/—	L 6-21	62,714

►1959 (7-3)

Coach: Milt Bruhn

Date	Opponent	Rank	Score	Crowd
S 26	*Stanford	8/—	W 16-14	41,892
O 3	*Marquette	12/—	W 44-6	47,970
O 10	Purdue	9/7	L 0-21	41,542
O 17	*Iowa	—/9	W 25-16	64,256c
O 24	*Ohio State	12/20	W 12-3	55,440
O 31	Michigan	10/—	W 19-10	68,063
N 7	Northwestern	9/2	W 24-19	55,282
N 14	*Illinois(h)	7/—	L 6-9	56,028
N 21	Minnesota	9/—	W 11-7	53,647
J 1	Washington8	6/8	L 8-44	100,089

►1956 (1-5-3)

Coach: Milt Bruhn

Date	Opponent	Rank	Score	Crowd
S 29	*Marquette	—/—	W 41-0	52,700
O 6	*USC	—/10	L 6-13	52,979c
O 13	Iowa	—/—	L 7-13	53,273
O 20	*Purdue	—/17	T 6-6	53,044c
O 27	Ohio State	—/9	L 0-21	82,661
N 3	Michigan State	—/4	L 0-33	53,647
N 10	*Northwestern(h)	—/—	L 7-17	54,645c
N 17	Illinois	—/—	T 13-13	52,858
N 24	*Minnesota	—/7	T 13-13	54,149

►1960 (4-5)

Coach: Milt Bruhn

Date	Opponent	Rank	Score	Crowd
S 24	Stanford	—/—	W 24-7	29,500
O 1	*Marquette	—/—	W 35-6	51,533
O 8	*Purdue	—/7	W 24-13	58,292
O 15	Iowa	12/2	L 21-28	57,000
O 22	Ohio State	11/9	L 7-34	83,244
O 29	*Michigan	—/—	W 16-13	57,629
N 5	*Northwestern(h)	—/—	L 0-21	61,730
N 12	Illinois	—/—	L 14-35	48,143
N 19	*Minnesota	—/4	L 7-26	55,576

►1957 (6-3)

Coach: Milt Bruhn

Date	Opponent	Rank	Score	Crowd
S 28	*Marquette	—/—	W 60-6	52,700
O 5	*West Virginia	—/—	W 45-13	38,889
O 12	Purdue	16/—	W 23-14	40,507
O 19	Iowa	13/6	L 7-21	58,147
O 26	*Ohio State	—/12	L 13-16	51,051
N 2	*Michigan State	—/6	L 7-21	49,826
N 9	Northwestern	—/—	W 41-12	32,250
N 16	*Illinois(h)	—/15	W 24-13	52,384
N 23	Minnesota	18/—	W 14-6	62,939

►1961 (6-3)

Coach: Milt Bruhn

Date	Opponent	Rank	Score	Crowd
S 23	*Utah	—/—	W 7-0	36,325
S 30	*Michigan State	—/10	L 0-20	50,584
O 7	Indiana	—/—	W 6-3	23,270
O 14	*Oregon State	—/—	W 23-20	45,274
O 21	Iowa	—/4	L 15-47	60,150
O 28	*Ohio State(h)	—/6	L 21-30	58,144
N 11	Northwestern	—/—	W 29-10	46,203
N 18	*Illinois	—/—	W 55-7	45,122
N 25	Minnesota	—/3	W 23-21	66,232

► 1962 (8-2)

Coach: Milt Bruhn

Date	Opponent	Rank	Score	Crowd
S 29	*New Mexico St.	—/—	W 69-13	40,495
O 6	*Indiana	—/—	W 30-6	41,354
O 13	*Notre Dame	—/—	W 17-8	61,098
O 20	*Iowa	10/—	W 42-14	60,297
O 27	Ohio State	5/—	L 7-14	82,540
N 3	Michigan	—/—	W 34-12	53,789
N 10	*Northwestern(h)	8/1	W 37-6	65,501c
N 17	Illinois	4/—	W 35-6	36,762
N 24	*Minnesota	3/5	W 14-9	65,514c
J 1	USC8	2/1	L 37-42	98,698

► 1963 (5-4)

Coach: Milt Bruhn

Date	Opponent	Rank	Score	Crowd
S 21	*Western Mich.	7/—	W 41-0	48,574
S 28	Notre Dame	6/—	W 14-9	56,806
O 12	*Purdue	5/—	W 38-20	61,415
O 19	Iowa	2/—	W 10-7	59,700
O 26	*Ohio State	2/—	L 10-13	65,913c
N 2	Michigan State	8/—	L 13-30	71,033
N 9	*Northwestern(h)	—/—	W 17-14	65,388c
N 16	*Illinois	—/8	L 7-17	65,418c
N 28	Minnesota	—/—	L 0-14	55,271

► 1964 (3-6)

Coach: Milt Bruhn

Date	Opponent	Rank	Score	Crowd
S 19	*Kansas State	—/—	W 17-7	46,455
S 26	*Notre Dame	—/—	L 7-31	64,398c
O 10	Purdue	—/—	L 7-28	44,396
O 17	*Iowa	—/—	W 31-21	65,713c
O 24	Ohio State	—/1	L 3-28	84,365
O 31	*Michigan St.(h)	—/—	L 6-22	65,728c
N 7	Northwestern	—/—	L 13-17	51,028
N 14	Illinois	—/—	L 0-29	55,077
N 21	*Minnesota	—/—	W 14-7	61,306

► 1965 (2-7-1)

Coach: Milt Bruhn

Date	Opponent	Rank	Score	Crowd
S 18	*Colorado	—/—	T 0-0	45,914
S 25	*USC	—/—	L 6-26	52,706
O 2	*Iowa	—/—	W 16-13	63,058
O 9	Nebraska	—/2	L 0-37	53,810
O 16	Northwestern	—/—	W 21-7	44,444
O 23	*Ohio State(h)	—/—	L 10-20	65,269c
O 30	Michigan	—/—	L 14-50	66,907
N 6	Purdue	—/—	L 7-45	48,369
N 13	*Illinois	—/—	L 0-51	55,192
N 20	Minnesota	—/—	L 7-42	50,624

► 1966 (3-6-1)

Coach: Milt Bruhn

Date	Opponent	Rank	Score	Crowd
S 14	*Iowa State	—/—	W 20-10	51,051
S 24	USC	—/5	L 3-38	52,235
O 1	Iowa	—/—	W 7-0	52,787
O 8	*Nebraska	—/—	L 3-31	52,428
O 15	*Northwestern	—/—	T 3-3	53,163
O 22	Ohio State	—/—	L 13-24	84,256
O 29	*Michigan	—/—	L 17-28	51,816
N 5	*Purdue(h)	—/—	L 0-23	56,475
N 12	Illinois	—/—	L 14-49	53,645
N 19	*Minnesota	—/—	W 7-6	45,373

► 1967 (0-9-1)

Coach: John Coatta

Date	Opponent	Rank	Score	Crowd
S 23	Washington	—/—	L 0-17	54,500
S 30	*Arizona State	—/—	L 16-42	49,327
O 7	Michigan State	—/—	L 7-35	68,516
O 14	*Pittsburgh	—/—	L 11-13	46,995
O 21	*Iowa	—/—	T 21-21	59,512
O 28	*Northwestern(h)	—/—	L 13-17	61,918
N 4	Indiana	—/7	L 9-14	46,910
N 11	Ohio State	—/—	L 15-17	65,470
N 18	*Michigan	—/—	L 14-27	44,721
N 25	Minnesota	—/—	L 14-21	47,133

► 1968 (0-10)

Coach: John Coatta

Date	Opponent	Rank	Score	Crowd
S 21	Arizona State	—/—	L 7-55	43,317
S 28	*Washington	—/—	L 17-21	42,965
O 5	*Michigan State	—/19	L 0-39	49,067
O 12	*Utah State	—/—	L 0-20	37,469
O 19	Iowa	—/—	L 0-41	45,651
O 26	Northwestern	—/—	L 10-13	33,133
N 2	*Indiana(h)	—/—	L 20-21	51,666
N 9	*Ohio State	—/2	L 8-43	40,972
N 16	Michigan	—/4	L 9-34	51,117
N 23	*Minnesota	—/—	L 15-23	39,214

► 1969 (3-7)

Coach: John Coatta

Date	Opponent	Rank	Score	Crowd
S 20	*Oklahoma	—/6	L 21-48	43,633
S 27	*UCLA	—/14	L 23-34	49,243
O 4	*Syracuse	—/—	L 7-43	45,540
O 11	*Iowa	—/—	W 23-17	53,714
O 18	Northwestern	—/—	L 7-27	34,374
O 25	*Indiana(h)	—/—	W 36-34	58,636
N 1	Michigan	—/20	L 7-35	60,438
N 8	Ohio State	—/1	L 7-62	86,519
N 15	*Illinois	—/—	W 55-14	42,624
N 22	Minnesota	—/—	L 10-35	40,458

► 1970 (4-5-1)

Coach: John Jardine

Date	Opponent	Rank	Score	Crowd
S 19	Oklahoma	—/18	L 7-21	58,100
S 26	*TCU	—/—	T 14-14	61,538
O 3	*Penn State	—/16	W 29-16	55,204
O 10	Iowa	—/—	L 14-24	53,622
O 17	*Northwestern	—/—	L 14-24	65,278
O 24	Indiana	—/—	W 30-12	48,643
O 31	*Michigan(h)	—/5	L 15-29	72,389
N 7	*Ohio State	—/3	L 7-24	72,758
N 14	Illinois	—/—	W 29-17	36,569
N 21	*Minnesota	—/—	W 39-14	50,167

► 1974 (7-4)

Coach: John Jardine

Date	Opponent	Rank	Score	Crowd
S 14	Purdue	—/—	W 28-14	54,239
S 21	*Nebraska	—/4	W 21-20	73,381
S 28	Colorado	11/—	L 21-24	50,512
O 5	*Missouri	—/—	W 59-20	71,141
O 12	Ohio State	13/1	L 7-52	87,717
O 19	*Michigan	—/3	L 20-24	78,911c
O 26	Indiana	—/—	W 35-25	31,453
N 2	*Michigan St.(h)	—/20	L 21-28	78,848c
N 9	Iowa	—/—	W 28-15	48,300
N 16	Northwestern	—/—	W 52-7	28,533
N 23	*Minnesota	—/—	W 49-14	55,869

► 1971 (4-6-1)

Coach: John Jardine

Date	Opponent	Rank	Score	Crowd
S 11	*Northern Illinois	—/—	W 31-0	45,437
S 18	Syracuse	—/15	T 20-20	31,206
S 25	*LSU	—/18	L 28-38	78,535c
O 2	Northwestern	—/—	L 11-24	40,473
O 9	*Indiana	—/—	W 35-29	66,156
O 16	*Michigan State	—/—	W 31-28	74,847
O 23	Ohio State	—/12	L 6-31	86,559
O 30	Iowa	—/—	L 16-20	43,155
N 6	*Purdue(h)	—/—	W 14-10	78,451c
N 13	*Illinois	—/—	L 27-35	65,459
N 20	Minnesota	—/—	L 21-23	34,738

► 1975 (4-6-1)

Coach: John Jardine

Date	Opponent	Rank	Score	Crowd
S 13	*Michigan	—/2	L 6-23	79,022c
S 20	*South Dakota	—/—	W 48-7	65,566
S 27	Missouri	—/5	L 21-28	62,222
O 4	*Kansas	—/—	L 7-41	76,097
O 11	Purdue	—/—	W 17-14	62,406
O 18	Ohio State	—/1	L 0-56	87,820
O 25	*Northwestern(h)	—/—	W 17-14	78,902c
N 1	*Illinois	—/—	W 18-9	78,868c
N 8	Iowa	—/—	L 28-45	54,650
N 15	*Indiana	—/—	T 9-9	65,317
N 22	Minnesota	—/—	L 3-24	37,578

► 1972 (4-7)

Coach: John Jardine

Date	Opponent	Rank	Score	Crowd
S 16	*Northern Illinois	—/—	W 31-7	62,710
S 23	*Syracuse	—/—	W 31-7	67,234
S 30	LSU	—/—	L 7-27	69,142
O 7	*Northwestern	—/—	W 21-14	74,595
O 14	Indiana	—/—	L 7-33	50,122
O 21	Michigan State	—/—	L 0-31	62,638
O 28	*Ohio State	—/4	L 20-28	78,713c
N 4	*Iowa(h)	—/—	W 16-14	78,723c
N 11	Purdue	—/—	L 6-27	53,507
N 18	Illinois	—/—	L 7-27	45,703
N 25	*Minnesota	—/—	L 6-14	60,746

► 1976 (5-6)

Coach: John Jardine

Date	Opponent	Rank	Score	Crowd
S 11	Michigan	—/2	L 27-40	101,347
S 18	*North Dakota	—/—	W 45-9	62,213
S 25	*Washington St.	—/—	W 35-26	64,658
O 2	Kansas	—/9	L 24-34	48,350
O 9	*Purdue	—/—	L 16-18	79,111c
O 16	*Ohio State	—/9	L 20-30	79,579c
O 23	Northwestern	—/—	W 28-25	24,580
O 30	Illinois	—/—	L 25-31	54,121
N 6	*Iowa(h)	—/—	W 38-21	79,521c
N 13	Indiana	—/—	L 14-15	27,518
N 20	*Minnesota	—/—	W 26-17	60,304

► 1973 (4-7)

Coach: John Jardine

Date	Opponent	Rank	Score	Crowd
S 15	*Purdue	—/—	L 13-14	58,256
S 22	*Colorado	—/19	L 25-28	58,237
S 29	Nebraska	—/2	L 16-20	76,297
O 6	*Wyoming	—/—	W 37-28	60,715
O 13	*Ohio State	—/1	L 0-24	77,413
O 20	Michigan	—/4	L 6-35	87,273
O 27	*Indiana(h)	—/—	W 31-7	66,365
N 3	Michigan State	—/—	L 0-21	54,010
N 10	*Iowa	—/—	W 35-7	55,560
N 17	*Northwestern	—/—	W 36-34	46,248
N 24	Minnesota	—/—	L 17-19	34,412

► 1977 (5-6)

Coach: John Jardine

Date	Opponent	Rank	Score	Crowd
S 10	Indiana	—/—	W 30-14	34,755
S 17	*Northern Illinois	—/—	W 14-3	64,475
S 24	Oregon	—/—	W 22-10	30,755
O 1	*Northwestern	—/—	W 19-7	68,709
O 8	*Illinois	19/—	W 26-0	78,661c
O 15	Michigan	14/1	L 0-56	104,892
O 22	*Michigan St.(h)	—/—	L 7-9	79,203c
O 29	Ohio State	—/3	L 0-42	87,837
N 5	*Purdue	—/—	L 0-22	83,322
N 12	*Iowa	—/—	L 8-24	71,723
N 19	Minnesota	—/—	L 7-13	30,742

► 1978 (5-4-2)

Coach: Dave McClain

Date	Opponent	Rank	Score	Crowd
S 16	*Richmond	—/—	W 7-6	60,877
S 23	Northwestern	—/—	W 28-7	23,960
S 30	*Oregon	—/—	W 22-19	63,988
O 7	*Indiana	—/—	W 34-7	75,266
O 14	Illinois	—/—	T 20-20	51,160
O 21	*Michigan	—/9	L 0-42	80,024c
O 28	Michigan State	—/—	L 2-55	70,144
N 4	*Ohio State	—/—	L 14-49	79,940c
N 11	*Purdue(h)	—/—	T 24-24	78,986c
N 18	Iowa	—/—	L 24-38	44,444
N 25	*Minnesota	—/—	W 48-10	61,021

► 1979 (4-7)

Coach: Dave McClain

Date	Opponent	Rank	Score	Crowd
S 8	Purdue	—/6	L 20-41	65,002
S 15	*Air Force	—/—	W 38-0	66,466
S 22	*UCLA	—/20	L 12-37	78,830c
S 29	San Diego State	—/—	L 17-24	38,633
O 6	*Indiana	—/—	L 0-3	74,188
O 13	*Michigan State	—/19	W 38-29	77,083
O 20	Ohio State	—/6	L 0-59	87,585
O 27	*Iowa(h)	—/—	L 13-24	79,026c
N 3	Michigan	—/10	L 0-54	104,952
N 10	*Northwestern	—/—	W 28-3	68,229
N 17	Minnesota	—/—	W 42-37	37,827

► 1980 (4-7)

Coach: Dave McClain

Date	Opponent	Rank	Score	Crowd
S 13	*Purdue	—/20	L 6-12	77,280
S 20	*Brigham Young	—/—	L 3-28	71,496
S 27	UCLA	—/16	L 0-35	40,018
O 4	*San Diego St.(h)	—/—	W 35-12	76,340
O 11	Indiana	—/—	L 0-24	51,029
O 18	Michigan State	—/—	W 17-7	76,173
O 25	*Ohio State	—/10	L 0-21	79,523c
N 1	Iowa	—/—	L 13-22	59,995
N 8	*Michigan	—/12	L 0-24	69,560
N 15	Northwestern	—/—	W 39-19	17,372
N 22	*Minnesota	—/—	W 25-7	54,229

► 1981 (7-5)

Coach: Dave McClain

Date	Opponent	Rank	Score	Crowd
S 12	*Michigan	—/1	W 21-14	68,733
S 19	*UCLA	20/9	L 13-31	69,212
S 26	*W. Michigan(h)	—/—	W 21-10	67,196
O 3	*Purdue	—/—	W 20-14	68,603
O 10	*Ohio State	—/18	W 24-21	78,973c
O 17	Michigan State	14/—	L 14-33	67,352
O 24	Illinois	—/—	L 21-23	67,413
O 31	*Northwestern	—/—	W 52-0	70,035
N 7	Indiana	—/—	W 28-7	44,218
N 14	*Iowa	—/—	L 7-17	78,731c
N 21	Minnesota	—/—	W 26-21	47,125
D 13	Tennessee9	—/—	L 21-28	53,220

► 1982 (7-5)

Coach: Dave McClain

Date	Opponent	Rank	Score	Crowd
S 11	Michigan	—/12	L 9-20	104,932
S 18	*UCLA	—/14	L 26-51	77,974c
S 25	*Toledo(h)	—/—	W 36-27	73,713
O 2	Purdue	—/—	W 35-31	69,132
O 9	Ohio State	—/—	W 6-0	88,234
O 16	*Michigan State	—/—	W 24-23	78,187c
O 23	*Illinois	—/—	L 28-29	78,406c
O 30	*Northwestern	—/—	W 54-20	64,388
N 6	*Indiana	—/—	L 17-20	65,355
N 13	Iowa	—/—	L 14-28	58,500
N 20	*Minnesota	—/—	W 24-0	59,792
D 11	Kansas State10	—/—	W 14-3	49,523

► 1983 (7-4)

Coach: Dave McClain

Date	Opponent	Rank	Score	Crowd
S 10	*Northern Illinois	—/—	W 37-9	56,941
S 17	*Missouri	—/—	W 21-20	65,044
S 24	*Michigan	—/17	L 21-38	77,708
O 1	Northwestern	—/—	W 49-0	32,180
O 8	*Illinois	—/19	L 15-27	78,307c
O 15	Minnesota	—/—	W 56-17	62,689
O 22	*Indiana(h)	—/—	W 45-14	78,199c
O 29	Ohio State	—/16	L 27-45	89,203
N 5	*Iowa	—/15	L 14-34	78,105c
N 12	Purdue	—/—	W 42-38	58,342
N 19	*Michigan State	—/—	W 32-0	54,204

► 1984 (7-4-1)

Coach: Dave McClain

Date	Opponent	Rank	Score	Crowd
S 8	*Northern Illinois	—/—	W 27-14	65,288
S 15	Missouri	—/—	W 35-34	45,033
S 22	Michigan	—/16	L 14-20	104,239
S 29	*Northwestern	—/—	W 31-16	78,509c
O 6	Illinois	—/—	L 6-22	76,428
O 13	*Minnesota(h)	—/—	L 14-17	78,770c
O 20	Indiana	—/—	W 20-16	38,754
O 27	*Ohio State	—/6	W 16-14	78,606c
N 3	Iowa	—/17	T 10-10	66,255
N 10	*Purdue	—/—	W 30-13	72,292
N 17	Michigan State	—/—	W 20-10	61,702
D 29	Kentucky11	20/—	L 19-20	47,300

► 1985 (5-6)

Coach: Dave McClain

Date	Opponent	Rank	Score	Crowd
S 14	*Northern Illinois	—/—	W 38-17	69,131
S 21	*UNLV	—/—	W 26-23	68,123
S 28	Wyoming	—/—	W 41-17	11,129
O 5	Michigan	—/5	L 6-33	105,491
O 12	*Iowa	—/1	L 13-23	79,023c
O 19	*Northwestern	—/—	L 14-17	78,401c
O 26	Illinois	—/—	L 25-38	76,395
N 2	*Indiana(h)	—/—	W 31-20	78,605c
N 9	Minnesota	—/—	L 18-27	64,571
N 16	Ohio State	—/3	W 12-7	89,873
N 23	*Michigan State	—/—	L 7-41	56,854

Yearly Records

► 1986 (3-9)

Coach: Jim Hilles

Date	Opponent	Rank	Score	Crowd
S 6	Hawaii	—/—	L 17-20	45,403
S 13	*Northern Illinois	—/—	W 35-20	63,294
S 20	UNLV	—/—	L 7-17	32,207
S 27	*Wyoming	—/—	L 12-21	64,954
O 4	*Michigan	—/4	L 17-34	75,898
O 11	Iowa	—/10	L 6-17	67,700
O 18	Northwestern	—/—	W 35-27	34,462
O 25	*Illinois(h)	—/—	W 15-9	76,983
N 1	Indiana	—/—	L 7-21	35,311
N 8	*Minnesota	—/—	L 20-27	65,164
N 15	*Ohio State	—/9	L 17-30	62,020
N 22	Michigan State	—/—	L 13-23	60,285

► 1987 (3-8)

Coach: Don Morton

Date	Opponent	Rank	Score	Crowd
S 12	*Hawaii	—/—	W 28-7	53,509
S 19	*Utah	—/—	L 28-31	56,224
S 26	*Ball State	—/—	W 30-13	51,825
O 3	Michigan	—/12	L 0-49	104,410
O 10	*Iowa	—/—	L 10-31	74,645
O 17	Illinois	—/—	L 14-16	57,040
O 24	*Northwestern(h)	—/—	L 24-27	70,012
O 31	Purdue	—/—	L 14-49	62,000
N 7	*Ohio State	—/—	W 26-24	63,195
N 14	Minnesota	—/—	L 19-22	62,412
N 21	*Michigan State	—/11	L 9-30	45,385

► 1988 (1-10)

Coach: Don Morton

Date	Opponent	Rank	Score	Crowd
S 3	*Western Mich.	—/—	L 14-24	38,230
S 17	*Northern Illinois	—/—	L 17-19	46,869
S 24	Miami, Fla.	—/1	L 3-23	48,311
O 1	*Michigan	—/19	L 14-62	61,180
O 8	Iowa	—/—	L 6-31	67,700
O 15	*Illinois	—/—	L 6-34	57,886
O 22	Northwestern	—/—	L 14-35	30,013
O 29	*Purdue(h)	—/—	L 6-9	51,147
N 5	Ohio State	—/—	L 12-34	90,032
N 12	*Minnesota	—/—	W 14-7	40,467
N 19	Michigan State	—/—	L 0-36	76,372

► 1989 (2-9)

Coach: Don Morton

Date	Opponent	Rank	Score	Crowd
S 9	*Miami, Fla.	—/3	L 3-51	38,646
S 16	*Toledo	—/—	W 23-10	37,162
S 23	California	—/—	L 14-20	36,000
O 7	Michigan	—/5	L 0-24	104,097
O 14	*Iowa	—/—	L 24-31	62,402
O 21	*Northwestern(h)	—/—	W 35-31	44,978
O 28	Illinois	—/8	L 9-32	64,856
N 4	Minnesota	—/—	L 22-24	39,325
N 11	*Indiana	—/—	L 17-45	37,442
N 18	Ohio State	—/22	L 22-42	89,626
N 25	*Michigan State	—/—	L 3-31	29,776

► 1990 (1-10)

Coach: Barry Alvarez

Date	Opponent	Rank	Score	Crowd
S 8	*California	—/—	L 12-28	45,980
S 15	*Ball State	—/—	W 24-7	44,698
S 22	*Temple	—/—	L 18-24	41,817
O 6	*Michigan	—/3	L 3-41	64,359
O 13	Iowa	—/25	L 10-30	69,890
O 20	Northwestern	—/—	L 34-44	32,966
O 27	*Illinois(h)	—/5	L 3-21	67,746
N 3	*Minnesota	—/—	L 3-21	51,189
N 10	Indiana	—/—	L 7-20	45,093
N 17	*Ohio State	—/18	L 10-35	41,403
N 24	Michigan State	—/24	L 9-14	60,517

► 1991 (5-6)

Coach: Barry Alvarez

Date	Opponent	Rank	Score	Crowd
S 14	*Western Illinois	—/—	W 31-13	42,861
S 21	*Iowa State	—/—	W 7-6	50,710
S 28	*Eastern Michigan	—/—	W 21-6	45,356
O 5	Ohio State	—/14	L 16-31	94,221
O 12	*Iowa	—/—	L 6-10	75,053
O 19	Purdue	—/—	L 7-28	43,650
O 26	*Indiana(h)	—/—	L 20-28	54,052
N 2	Illinois	—/—	L 6-22	61,493
N 9	*Michigan State	—/—	L 7-20	41,074
N 16	Minnesota	—/—	W 19-16	36,133
N 23	*Northwestern	—/—	W 32-14	38,620

► 1992 (5-6)

Coach: Barry Alvarez

Date	Opponent	Rank	Score	Crowd
S 12	Washington	—/2	L 10-27	72,800
S 19	*Bowling Green St.	—/—	W 39-18	57,758
S 26	*Northern Illinois	—/—	W 18-17	50,688
O 3	*Ohio State	—/12	W 20-16	72,203
O 10	Iowa	—/—	L 22-23	70,397
O 17	*Purdue(h)	—/—	W 19-16	73,573
O 24	Indiana	—/—	L 3-10	43,142
O 31	*Illinois	—/—	L 12-13	65,293
N 7	Michigan State	—/—	L 10-26	45,219
N 14	*Minnesota	—/—	W 34-6	48,754
N 21	Northwestern	—/—	L 25-27	28,265

► 1993 (10-1-1)

Coach: Barry Alvarez

Date	Opponent	Rank	Score	Crowd
S 4	*Nevada	—/—	W 53-17	66,557
S 11	SMU	—/—	W 24-16	19,013
S 18	*Iowa State	24/—	W 28-7	77,745c
S 25	Indiana	23/—	W 27-15	34,306
O 9	*Northwestern(h)	21/—	W 53-14	77,745c
O 16	Purdue	16/—	W 42-28	38,942
O 23	Minnesota	15/—	L 21-28	64,798
O 30	*Michigan	21/24	W 13-10	77,745c
N 6	*Ohio State	15/3	T 14-14	77,745c
N 11	Illinois	14/—	W 35-10	48,083
D 4	Michigan State	10/—	W 41-20	51,500
J 1	UCLA	9/13	W 21-16	101,237

► 1994 (8-3-1)

Coach: Barry Alvarez

Date	Opponent	Rank	Score	Crowd
S 10	*Eastern Mich.	10/—	W 56-0	77,745c
S 17	Colorado	10/7	L 17-55	53,457
S 24	*Indiana	16/21	W 62-13	77,745c
O 1	Michigan St.	15/—	W forfeit	71,234
O 8	Northwestern	24/—	W 46-14	46,437
O 15	*Purdue	23/—	T 27-27	77,745c
O 22	*Minnesota(h)	—/—	L 14-17	77,745c
O 29	Michigan	—/10	W 31-19	106,209
N 5	Ohio State	—/—	L 3-24	93,340
N 12	*Cincinnati	—/—	W 38-17	75,245
N 19	*Illinois	—/—	W 19-13	77,745c
J 2	Duke13	—/25	W 34-20	61,384

► 1995 (4-5-2)

Coach: Barry Alvarez

Date	Opponent	Rank	Score	Crowd
S 2	*Colorado	21/13	L 7-43	79,015c
S 16	Stanford	—/—	T 24-24	42,510
S 23	*SMU	—/—	W 42-0	77,108c
S 30	Penn State	—/6	W 17-9	96,540
O 14	*Ohio State	21/4	L 16-27	79,507c
O 21	Northwestern	24/11	L 0-35	49,256
O 28	*Michigan St.(h)	—/—	W 45-14	78,043c
N 4	Purdue	—/—	L 27-38	39,125
N 11	Minnesota	—/—	W 34-27	64,016
N 18	*Iowa	—/—	L 20-33	78,907c
N 25	*Illinois	—/—	T 3-3	76,750c

► 1996 (8-5)

Coach: Barry Alvarez

Date	Opponent	Rank	Score	Crowd
S 7	*Eastern Mich.	—/—	W 24-3	74,279
S 14	UNLV	—/—	W 52-17	40,091
S 21	*Stanford	—/—	W 14-0	77,894c
S 28	*Penn State	—/3	L 20-23	79,607c
O 12	Ohio State	—/2	L 14-17	94,215
O 19	*Northwestern(h)	—/14	L 30-34	79,576c
O 26	Michigan St.	—/—	L 13-30	69,217
N 2	*Purdue	—/—	W 33-25	78,330c
N 9	*Minnesota	—/—	W 45-28	78,006c
N 16	Iowa	—/—	L 0-31	66,570
N 23	Illinois	—/—	W 35-15	37,814
N 30	Hawaii	—/—	W 59-10	26,819
D 27	Utah14	—/—	W 38-10	42,122

► Neutral Sites

1 — Milwaukee	8 — Pasadena, Calif.
2 — Chicago	9 — East Rutherford, N.J.
3 — Chicago Coliseum	10 — Shreveport, La.
4 — Marinette, Wis.	11 — Birmingham, Ala.
5 — Indianapolis, Ind.	12 — Tokyo, Japan
6 — Rockford, Ill.	13 — Tampa, Fla.
7 — Baltimore	14 — Tucson, Ariz.

► 1997 (8-5)

Coach: Barry Alvarez

Date	Opponent	Rank	Score	Crowd
A 24	Syracuse9	24/17	L 0-34	51,185
S 6	*Boise State	—/—	W 28-24	73,209
S 13	San Jose State	—/—	W 56-10	23,042
S 20	*San Diego State	—/—	W 36-10	76,864c
S 27	*Indiana	—/—	W 27-26	78,211c
O 4	Northwestern	—/—	W 26-25	47,129
O 11	*Illinois	—/—	W 31-7	79,327c
O 18	Purdue	24/—	L 20-45	54,252
O 25	Minnesota	—/—	W 22-21	57,563
N 8	*Iowa(h)	—/12	W 13-10	79,864c
N 15	*Michigan	23/1	L 16-26	79,806c
N 22	Penn State	24/6	L 10-35	96,934
J 1	Georgia13	—/11	L 6-33	56,186

► 1998 (11-1)

Coach: Barry Alvarez

Date	Opponent	Rank	Score	Crowd
S 5	San Diego State	20/—	W 26-14	37,471
S 12	*Ohio	17/—	W 45-0	74,676
S 19	*UNLV	14/—	W 52-7	75,044
S 26	*Northwestern	14/—	W 38-7	78,337c
O 3	Indiana	13/—	W 24-20	32,328
O 10	*Purdue(h)	12/—	W 31-24	78,782c
O 17	Illinois	9/—	W 37-3	40,627
O 24	Iowa	9/—	W 31-0	70,397
N 7	*Minnesota	8/—	W 26-7	78,767c
N 14	Michigan	8/15	L 10-27	111,217
N 21	*Penn State	13/14	W 24-3	78,964c
J 1	UCLA8	9/6	W 38-31	93,872

► 1999 (10-2)

Coach: Barry Alvarez

Date	Opponent	Rank	Score	Crowd
S 4	*Murray State	9/—	W 49-10	77,527c
S 11	*Ball State	9/—	W 50-10	75,807
S 18	Cincinnati	8/—	L 12-17	27,721
S 25	*Michigan	17/4	L 16-21	79,037c
O 2	Ohio State	—/12	W 42-17	93,524
O 9	Minnesota	20/25	W 20-17 OT	63,108
O 16	*Indiana(h)	18/—	W 59-0	78,243c
O 23	*Michigan St.	16/11	W 40-10	78,469c
O 30	Northwestern	11/—	W 35-19	42,292
N 6	Purdue	10/17	W 28-21	67,308
N 13	*Iowa	9/—	W 41-3	79,404c
J 1	Stanford8	4/22	W 17-9	93,731

► Legend

* — home game
 (h) — homecoming
 Ranking — by A.P.
 c — capacity crowds

Yearly Records

Year	Coach	Overall				Big Ten					Home	Away	Neut.
		W	L	T	Pct.	W	L	T	Pct.	Pl.			
1889	Alvin Kletsch	0	2	0	.000						0-0	0-1	0-1
1890	Ted Mestre	1	3	0	.250						1-1	0-1	0-1
1891	Herb Alward	3	1	1	.700						1-0	1-1	1-0-1
1892	Frank Crawford	4	3	0	.571						1-2	1-1	2-0
1893	Parke Davis	4	2	0	.667						3-0	1-1	0-1
1894	H.O. Stickney	5	2	0	.714						3-0	2-2	0-0
1895	H.O. Stickney	5	2	1	.688						4-0-1	0-2	1-0
1896	Phil King	7	1	1	.833	2	0	1	.833	1	6-0	1-0-1	0-1
1897	Phil King	9	1	0	.900	3	0	0	1.000	1	6-1	3-0	0-0
1898	Phil King	9	1	0	.900	2	1	0	.667	3	7-0	1-1	1-0
1899	Phil King	9	2	0	.818	4	1	0	.800	2	5-1	1-1	3-0
1900	Phil King	8	1	0	.889	2	1	0	.667	T3	6-0	1-1	1-0
1901	Phil King	9	0	0	1.000	2	0	0	1.000	T1	5-0	2-0	2-0
1902	Phil King	6	3	0	.667	1	3	0	.250	6	5-0	1-1	0-2
1903	Art Curtis	6	3	1	.650	0	3	1	.125	T8	6-1	0-2-1	0-0
1904	Art Curtis	5	3	0	.625	0	3	0	.000	T7	4-1	0-2	1-0
1905	Phil King	8	2	0	.800	2	2	0	.333	T5	4-1	1-1	3-0
1906	C.P. Hutchins	5	0	0	1.000	3	0	0	1.000	T1	4-0	1-0	0-0
1907	C.P. Hutchins	3	1	1	.700	3	1	1	.700	2	1-1-1	2-0	0-0
1908	J.A. Barry	5	1	0	.833	2	1	0	.667	3	3-1	2-0	0-0
1909	J.A. Barry	3	1	1	.700	2	1	1	.625	4	2-1	1-0-1	0-0
1910	J.A. Barry	1	2	2	.400	1	2	1	.375	5	1-0-2	0-1	0-1
1911	J.R. Richards	5	1	1	.786	2	1	1	.625	3	4-0-1	1-1	0-0
1912	William Juneau	7	0	0	1.000	5	0	0	1.000	1	5-0	2-0	0-0
1913	William Juneau	3	3	1	.500	1	2	1	.375	T6	3-2	0-1-1	0-0
1914	William Juneau	4	2	1	.643	2	2	1	.500	T4	3-1-1	1-1	0-0
1915	William Juneau	4	3	0	.571	2	3	0	.400	6	3-1	1-2	0-0
1916	Paul Withington	4	2	1	.643	1	2	1	.375	T6	4-0-1	0-2	0-0
1917	J.R. Richards	4	2	1	.643	3	2	0	.600	T3	3-1-1	1-1	0-0
1918	Guy Lowman	3	3	0	.500	1	2	0	.333	7	2-2	1-1	0-0
1919	J.R. Richards	5	2	0	.714	3	2	0	.600	4	2-2	3-0	0-0
1920	J.R. Richards	6	1	0	.857	4	1	0	.800	2	4-0	2-1	0-0
1921	J.R. Richards	5	1	1	.786	3	1	1	.700	4	3-0-1	2-1	0-0
1922	J.R. Richards	4	2	1	.643	2	2	1	.500	4	3-1	1-1-1	0-0
1923	Jack Ryan	3	3	1	.500	1	3	1	.300	7	2-1-1	1-2	0-0
1924	Jack Ryan	2	3	3	.438	0	2	2	.333	10	2-2-2	0-1-1	0-0
1925	George Little	6	1	1	.813	3	1	1	.700	T2	4-1	2-0-1	0-0
1926	George Little	5	2	1	.688	3	2	1	.583	5	4-1	1-1-1	0-0
1927	Glenn Thistlethwaite	4	4	0	.500	1	4	0	.200	T9	3-2	1-2	0-0
1928	Glenn Thistlethwaite	7	1	1	.833	3	1	1	.700	2	5-1	2-0-1	0-0
1929	Glenn Thistlethwaite	4	5	0	.444	1	4	0	.200	10	3-3	1-1	0-1
1930	Glenn Thistlethwaite	6	2	1	.722	2	2	1	.500	T4	6-0	0-2-1	0-0
1931	Glenn Thistlethwaite	5	4	1	.550	3	3	0	.500	6	3-1-1	2-3	0-0
1932	Clarence Spears	6	1	1	.812	4	1	1	.750	3	5-0	1-1-1	0-0
1933	Clarence Spears	2	5	1	.313	0	5	1	.083	T8	2-2	0-3-1	0-0
1934	Clarence Spears	4	4	0	.500	2	3	0	.400	T5	3-1	1-3	0-0
1935	Clarence Spears	1	7	0	.125	1	4	0	.200	T9	1-4	0-3	0-0
1936	Harry Stuhldreher	2	6	0	.250	0	4	0	.000	T8	2-3	0-3	0-0
1937	Harry Stuhldreher	4	3	1	.563	2	2	1	.500	T4	3-1-1	1-2	0-0
1938	Harry Stuhldreher	5	3	0	.625	3	2	0	.600	6	2-2	3-1	0-0
1939	Harry Stuhldreher	1	6	1	.188	0	5	1	.083	T9	1-3-1	0-3	0-0
1940	Harry Stuhldreher	4	4	0	.500	3	3	0	.500	T4	3-2	1-2	0-0
1941	Harry Stuhldreher	3	5	0	.375	3	3	0	.500	5	3-2	0-3	0-0
1942	Harry Stuhldreher	8	1	1	.850	4	1	0	.800	2	5-0-1	2-1	1-0
1943	Harry Stuhldreher	1	9	0	.100	1	6	0	.167	8	0-5	1-3	0-1
1944	Harry Stuhldreher	3	6	0	.333	2	4	0	.333	7	2-3	1-3	0-0
1945	Harry Stuhldreher	3	4	2	.444	2	3	1	.417	6	1-2-1	2-1-1	0-1
1946	Harry Stuhldreher	4	5	0	.444	2	5	0	.400	8	2-2	2-3	0-0
1947	Harry Stuhldreher	5	3	1	.611	3	2	1	.583	2	3-2	2-1-1	0-0
1948	Harry Stuhldreher	2	7	0	.222	1	5	0	.167	9	2-4	0-3	0-0
1949	Ivy Williamson	5	3	1	.611	3	2	1	.583	4	3-2	2-1-1	0-0

Year	Coach	Overall				Big Ten					Home	Away	Neut.
		W	L	T	Pct.	W	L	T	Pct.	Pl.			
1950	Ivy Williamson	6	3	0	.667	5	2	0	.714	T2	4-0	2-3	0-0
1951	Ivy Williamson	7	1	1	.833	5	1	1	.750	2	4-0-1	3-1	0-0
1952	Ivy Williamson	6	3	1	.650	4	1	1	.750	1	3-1-1	3-1	0-1
1953	Ivy Williamson	6	2	1	.722	4	1	1	.750	3	4-1	2-1-1	0-0
1954	Ivy Williamson	7	2	0	.778	5	2	0	.714	2	5-0	2-2	0-0
1955	Ivy Williamson	4	5	0	.444	3	4	0	.429	6	2-3	2-2	0-0
1956	Milt Bruhn	1	5	3	.277	0	4	3	.214	9	1-2-2	0-3-1	0-0
1957	Milt Bruhn	6	3	0	.667	4	3	0	.571	T4	3-2	3-1	0-0
1958	Milt Bruhn	7	1	1	.833	5	1	1	.786	2	4-1	3-0-1	0-0
1959	Milt Bruhn	7	3	0	.700	5	2	0	.714	1	4-1	3-1	0-1
1960	Milt Bruhn	4	5	0	.444	2	5	0	.286	9	3-2	1-3	0-0
1961	Milt Bruhn	6	3	0	.667	4	3	0	.571	5	3-2	3-1	0-0
1962	Milt Bruhn	8	2	0	.800	6	1	0	.857	1	6-0	2-1	0-1
1963	Milt Bruhn	5	4	0	.556	3	4	0	.429	5	3-2	2-2	0-0
1964	Milt Bruhn	3	6	0	.333	2	5	0	.286	T7	3-2	0-4	0-0
1965	Milt Bruhn	2	7	1	.250	2	5	0	.286	T7	1-3-1	1-4	0-0
1966	Milt Bruhn	3	6	1	.350	2	4	1	.357	7	2-3-1	1-3	0-0
1967	John Coatta	0	9	1	.050	0	6	1	.071	T9	0-4-1	0-5	0-0
1968	John Coatta	0	10	0	.000	0	7	0	.000	10	0-6	0-4	0-0
1969	John Coatta	3	7	0	.300	3	4	0	.429	T5	3-3	0-4	0-0
1970	John Jardine	4	5	1	.450	3	4	0	.429	T5	2-3-1	2-2	0-0
1971	John Jardine	4	6	1	.409	3	5	0	.375	T6	4-2	0-4-1	0-0
1972	John Jardine	4	7	0	.364	2	6	0	.250	9	4-2	0-5	0-0
1973	John Jardine	4	7	0	.364	3	5	0	.375	8	4-3	0-4	0-0
1974	John Jardine	7	4	0	.636	5	3	0	.625	4	3-2	4-2	0-0
1975	John Jardine	4	6	1	.409	3	4	1	.438	6	3-2-1	1-4	0-0
1976	John Jardine	5	6	0	.455	3	5	0	.375	T7	4-2	1-4	0-0
1977	John Jardine	5	6	0	.455	3	6	0	.333	8	3-3	2-3	0-0
1978	Dave McClain	5	4	2	.545	3	4	2	.444	6	4-2-1	1-2-1	0-0
1979	Dave McClain	4	7	0	.364	3	5	0	.375	T7	3-3	1-4	0-0
1980	Dave McClain	4	7	0	.364	3	5	0	.375	T6	2-4	2-3	0-0
1981	Dave McClain	7	5	0	.583	6	3	0	.667	T3	5-2	2-2	0-1
1982	Dave McClain	7	5	0	.583	5	4	0	.556	4	4-3	2-2	1-0
1983	Dave McClain	7	4	0	.636	5	4	0	.556	4	4-3	3-1	0-0
1984	Dave McClain	7	4	1	.625	5	3	1	.611	4	4-1	3-2-1	0-1
1985	Dave McClain	5	6	0	.455	2	6	0	.250	8	3-3	2-3	0-0
1986	Jim Hilles	3	9	0	.250	2	6	0	.250	T8	2-4	1-5	0-0
1987	Don Morton	3	8	0	.273	1	7	0	.125	10	3-4	0-4	0-0
1988	Don Morton	1	10	0	.091	1	7	0	.125	T9	1-5	0-5	0-0
1989	Don Morton	2	9	0	.182	1	7	0	.125	9	2-4	0-5	0-0
1990	Barry Alvarez	1	10	0	.091	0	8	0	.000	10	1-6	0-4	0-0
1991	Barry Alvarez	5	6	0	.455	2	6	0	.250	T8	4-3	1-3	0-0
1992	Barry Alvarez	5	6	0	.455	3	5	0	.375	T6	5-1	0-5	0-0
1993	Barry Alvarez	10	1	1	.875	6	1	1	.813	T1	4-0-1	4-1	2-0
1994	Barry Alvarez	8	3	1	.708	5	2	1	.688	3	4-1-1	3-2	1-0
1995	Barry Alvarez	4	5	2	.455	3	4	1	.438	T7	2-3-1	2-2-1	0-0
1996	Barry Alvarez	8	5	0	.615	3	5	0	.375	7	4-2	3-3	1-0
1997	Barry Alvarez	8	5	0	.615	5	3	0	.625	5	5-1	3-2	0-2
1998	Barry Alvarez	11	1	0	.917	7	1	0	.875	T1	6-0	4-1	1-0
1999	Barry Alvarez	10	2	0	.833	7	1	0	.875	1	5-1	4-1	1-0
Totals		527	422	53	.552	271	320	41	.461		354-186-30	150-219-22	23-17-1



Record vs. All Foes

Series Scores

Team	W-L-T	Team	W-L-T	Team	W-L-T	Team	W-L-T
Air Force	1-0-0	Drake	1-0-0	Missouri	4-1-0	SMU	2-0-0
Alabama	1-0-0	Duke	1-0-0	Murray State	1-0	South Dakota	1-0-0
Arizona State	0-2-0	Eastern Michigan	3-0-0	Navy	1-1-0	South Dakota State	8-1-0
Arkansas	1-0-0	Ft. Sheridan (Ill.)	1-0-0	Nebraska	2-3-0	Stanford	4-0-1
Armour	1-0-0	Franklin (Ind.)	1-0-0	Nevada	1-0-0	Syracuse	1-3-1
Auburn	0-0-1	Georgia	0-1-0	New Mexico State	1-0-0	TCU	0-0-1
Ball State	3-0-0	Great Lakes	1-1-1	North Central (Ill.)	1-0-0	Temple	0-1-0
Beloit	16-1-0	Grinnell (Iowa)	4-0-0	North Dakota	2-0-0	Tennessee	0-1-0
Boise State	1-0-0	Haskell Indians	1-0-0	North Dakota State	3-0-0	Texas	0-1-0
Bowling Green	1-0-0	Hawaii	2-1-0	Northern Illinois	8-1-0	Toledo	1-0-0
Bradley	1-0-0	Hyde Park (Ill.) HS	2-0-0	Northwestern	53-29-5	UCLA	3-7-0
Brigham Young	0-1-0	Illinois	29-33-7	N'western College	1-0-0	UNLV	3-1-0
California	1-5-0	Indiana	30-16-2	Notre Dame	6-8-2	Upper Iowa	1-0-0
Calumet Club	0-1-0	Iowa	37-36-2	Ohio	1-0-0	USC	0-6-0
Camp Grant	1-2-0	Iowa State	7-0-0	Ohio State	14-48-5	Utah	2-1-0
Carleton	2-0-0	Kansas	4-2-0	Oklahoma	0-2-0	Utah State	0-1-0
Carlisle Indians	0-1-0	Kansas State	2-0-0	Oregon	2-0-0	UW Alumni	3-1-0
Chicago	19-16-5	Kentucky	0-1-0	Oregon State	1-0-0	UW Freshmen	1-0-0
Chicago AA	1-2-0	Knox (Ill.)	2-0-0	Osteopaths	1-0-0	UW-Oshkosh	1-0-0
Chicago P&S	1-0-0	Lake Forest (Ill.)	7-1-0	Pennsylvania	2-2-0	UW-Platteville	1-0-0
Cincinnati	2-1-0	Lawrence	17-0-1	Penn State	4-2-0	UW-Whitewater	2-0-0
Coe (Iowa)	2-0-1	Louisiana State	0-2-0	Pittsburgh	0-3-0	Washington	0-4-0
Colgate	1-0-0	Madison (Wis.) HS	4-0-0	Purdue	36-27-8	Washington State	1-0-0
Colorado	0-4-1	Marquette	32-4-0	Rice	2-0-0	West Virginia	2-0-0
Colorado College	1-0-0	Miami (Fla.)	1-2-0	Richmond	1-0-0	Western Illinois	1-0-0
Columbia	0-1-0	Michigan	10-44-1	Ripon (Wis.)	5-0-0	Western Michigan	2-1-0
Company I	1-0-0	Michigan State	16-24-0	Rush Medical	4-0-0	Wyoming	2-1-0
Cornell (Iowa)	3-0-0	Milwaukee Medical	1-0-0	San Diego State	3-1-0	Yale	1-2-0
Dixon (Illinois)	1-0-0	Minnesota	44-57-8	San Jose State	1-0-0		



The legions of Ron Dayne fans will surely miss the league's three-time rushing champion.



Linebacker Bryson Thompson (32) and tackle Brian Lamont (71) are challenging for spots in the 2000 starting lineup.

Wisconsin vs. major conferences

Conference	G	W	L	T	Pct.
Atlantic Coast	1	1	0	0	1.000
Big East	14	4	9	1	.321
Big Ten	632	271	320	41	.461
Big 12	33	19	13	1	.591
Big West	4	3	1	0	.750

Conference	G	W	L	T	Pct.
Mid-American	21	19	2	0	.905
Pac-10	33	12	20	1	.379
Southeastern	8	2	5	1	.313
Western Athletic	8	7	1	0	.875

Series Scores

Record vs. All Foes

► Cincinnati

UW LEADS: 2-1
At Madison: 2-0
At Cincinnati: 0-1

Year	Rank	Score
1936*		W 27-6
1994*		W 38-17
1999	8-	L 12-17

► Hawaii

UW LEADS: 2-1
At Madison: 1-0
At Honolulu: 1-1

Year	Rank	Score
1986		L 17-20
1987*		W 28-7
1996		W 59-10

► Illinois

UW TRAILS: 29-33-7
At Madison: 16-14-4
At Champaign: 12-19-3
Neutral: 1-0

Year	Rank	Score
1895*		T 10-10
1899^		W 23-0
1900*		W 27-0
1906		W 16-6
1907*		L 4-15
1914*		L 9-24
1915		L 3-17
1916*		T 0-0
1917		L 0-7
1918*		L 0-22
1919		W 14-10
1920*		W 14-9
1921		W 20-0
1922*		L 0-3
1923		L 0-10
1931		W 7-6
1932*		W 20-12
1933		L 0-21
1934*		W 7-3
1939		L 0-7
1940*		W 13-6
1943*		L 7-25
1945*		T 7-7
1946	20-	L 21-27
1948*		W 20-16
1949		T 13-13
1950	-15	W 7-6
1951	-8	L 10-14
1952*	8-2	W 20-6
1953*	-3	W 34-7
1954	14-	W 27-14
1955*	-16	L 14-17
1956		T 13-13
1957*	-15	W 24-13
1958	5-	W 31-12
1959*	7-	L 6-9
1960		L 14-35
1961*		W 55-7
1962	4-	W 35-6
1963*	-8	L 7-17
1964		L 0-29
1965*		L 0-51
1966		L 14-49
1969*		W 55-14
1970		W 29-17
1971*		L 27-35
1972		L 7-27

Wisconsin's record by decade

Decade	Games	W	L	T	Pct.	Bowls
1889	2	0	2	0	.000	0
1890-99	77	56	18	3	.747	0
1900-09	76	58	15	3	.783	0
1910-19	67	40	20	7	.649	0
1920-29	78	46	23	9	.647	0
1930-39	83	36	41	6	.470	0
1940-49	90	38	47	5	.450	0
1950-59	92	57	28	7	.658	2
1960-69	96	34	59	3	.370	1
1970-79	109	46	58	5	.445	0
1980-89	114	46	67	1	.408	3
1990-99	118	70	44	4	.610	6
Totals	1,002	527	422	53	.552	12

1975*		W 18-9
1976		L 25-31
1977*	19-	W 26-0
1978		T 20-20
1981		L 21-23
1982*		L 28-29
1983*	-19	L 15-27
1984		L 6-22
1985		L 25-38
1986*		W 15-9
1987		L 14-16
1988*		L 6-34
1989	-8	L 9-32
1990*	-5	L 3-21
1991		L 6-22
1992*		L 12-13
1993	14-	W 35-10
1994*		W 19-13
1995*		T 3-3
1996		W 35-15
1997*		W 31-7
1998	9-	W 37-3

^ — Milwaukee

► Indiana

UW LEADS: 30-16-2
At Madison: 18-6-1
At Bloomington: 12-9-1
At Indianapolis: 0-1

Year	Rank	Score
1907*		W 11-8
1908		W 16-0
1909*		W 6-3
1910^		L 3-12
1922*		W 20-0
1923		W 52-0
1926*		W 27-2
1938*		W 6-0
1939		L 0-14
1940*		W 27-10
1941*		W 27-25
1943		L 0-34
1947		T 7-7
1948*		L 7-35
1949		W 30-14
1951*	10-	W 6-0
1952	15-	W 37-14
1961		W 6-3
1962*		W 30-6
1967	-7	L 9-14
1968*		L 20-21
1969*		W 36-34
1970		W 30-12
1971*		W 35-29

1972		L 7-33
1973*		W 31-7
1974		W 35-25
1975*		T 9-9
1976		L 14-15
1977		W 30-14
1978*		W 34-7
1979*		L 0-3
1980		L 0-24
1981		W 28-7
1982*		L 17-20
1983*		W 45-14
1984		W 20-16
1985*		W 31-20
1986		L 7-21
1989*		L 17-45
1990		L 7-20
1991*		L 20-28
1992		L 3-10
1993	23-	W 27-15
1994*	16-21	W 62-13
1997*		W 27-26
1998	13-	W 24-20
1999*	18-	W 59-0

^ — Indianapolis

► Iowa

UW LEADS: 37-36-2
At Madison: 24-15-1
At Iowa City: 13-21-1

Year	Rank	Score
1894*		W 44-0
1906*		W 18-4
1907		W 6-5
1911*		W 12-0
1912		W 28-10
1917*		W 20-0
1924*		L 7-21
1925		W 6-0
1926*		W 20-10
1927*		L 0-16
1928		W 13-0
1929*		L 0-14
1932*		W 34-0
1933		L 7-26
1937*		W 13-6
1938		W 31-13
1939*		L 13-19
1940		L 12-30
1941*		W 23-0
1942	2-	L 0-6
1943		W 7-5
1944*		W 26-7
1945		W 27-7

1946*	15-	L 7-21
1947*	19-	W 46-14
1948		L 13-19
1949*		W 35-13
1950	15-	W 14-0
1951*	8-	W 34-7
1952	12-	W 42-13
1953*		W 10-6
1954	8-	L 7-13
1955*	17-14	W 37-14
1956		L 7-13
1957	13-6	L 7-21
1958*	4-13	L 9-20
1959*	-9	W 25-16
1960	12-2	L 21-28
1961	-4	L 15-47
1962*	10-	W 42-14
1963	2-	W 10-7
1964*		W 31-21
1965*		W 16-13
1966		W 7-0
1967*		T 21-21
1968		L 0-41
1969*		W 23-17
1970		L 14-24
1971		L 16-20
1972*		W 16-14
1973*		W 35-7
1974		W 28-15
1975		L 28-45
1976*		W 38-21
1977*		L 8-24
1978		L 24-38
1979*		L 13-24
1980		L 13-22
1981*		L 7-17
1982		L 14-28
1983*	-15	L 14-34
1984	-17	T 10-10
1985*	-1	L 13-23
1986	-10	L 6-17
1987*		L 10-31
1988		L 6-31
1989*		L 24-31
1990	-25	L 10-30
1991*		L 6-10
1992		L 22-23
1995*		L 20-33
1996		L 0-31
1997*	-12	W 13-10
1998	9-	W 31-0
1999*	9-	W 41-3

► Michigan

UW TRAILS: 10-44-1
At Madison: 3-19
At Ann Arbor: 6-24-1
At Chicago: 1-1

Year	Rank	Score
1892*		L 6-10
1893		W 34-18
1899^		W 17-5
1902^		L 0-6
1903		L 0-16
1904*		L 0-28
1905		L 0-12
1921*		T 7-7
1922		L 6-13
1923*		L 3-6
1924		L 0-21
1925*		L 0-21
1926		L 0-37
1927*		L 0-14
1928		W 7-0
1931		L 0-16
1934		W 10-0

Badgers vs. Golden Gophers



Wisconsin's football team attended a taping of *The Tonight Show* hosted by Jay Leno during the Badgers' Rose Bowl stay in 2000.

1935*	L	12-20
1943	-4 L	0-27
1944	-5 L	0-14
1946	-10 L	6-28
1947*	9-2 L	6-40
1950	16- L	13-26
1959	10- W	19-10
1960*	W	16-13
1962	W	34-12
1965	L	14-50
1966*	L	17-28
1967*	L	14-27
1968	-4 L	9-34
1969	-20 L	7-35
1970*	-5 L	15-29
1973	-4 L	6-35
1974*	-3 L	20-24
1975*	-2 L	6-23
1976	-2 L	27-40
1977	14-1 L	0-56
1978*	-9 L	0-42
1979	-10 L	0-54
1980*	-12 L	0-24
1981*	-1 W	21-14
1982	-12 L	9-20
1983*	-17 L	21-38
1984	-16 L	14-20
1985	-5 L	6-33
1986*	-4 L	17-34
1987	-12 L	0-49
1988*	-19 L	14-62
1989	-5 L	0-24
1990*	-3 L	3-41
1993*	21-24 W	13-10
1994	-10 W	31-19
1997*	23-1 L	16-26
1998	8-15 L	10-27
1999*	17-4 L	16-21

^ — Chicago

► Michigan State

UW TRAILS: 16-24
At Madison: 10-11
At East Lansing: 5-13
Neutral: 1-0

Year	Rank	Score
1913*	L	7-12
1918*	W	7-6
1920*	W	27-0
1923*	W	21-0
1925*	W	21-0
1954	5- W	6-0
1955*	-5 L	0-27
1956	-4 L	0-33
1957*	-6 L	7-21
1958	8- W	9-7
1961*	-10 L	0-20
1963	8- L	13-30
1964*	L	6-22
1967	L	7-35
1968*	-19 L	0-39
1971*	W	31-28
1972	L	0-31
1973	L	0-21
1974*	-20 L	21-28
1977*	L	7-9
1978	L	2-55
1979*	-19 W	38-29
1980	W	17-7
1981	14- L	14-33
1982*	W	24-23
1983*	W	32-0
1984	W	20-10
1985	L	7-41
1986	L	13-23
1987*	-11 L	9-30
1988	L	0-36
1989*	L	3-31
1990	-24 L	9-14

1991*	L	7-20
1992	L	10-26
1993^	10- W	41-20
1994	15- W	forfeit
1995*	W	45-14
1996	L	13-30
1999*	16-11 W	40-10

^ — Tokyo, Japan

► Minnesota

UW TRAILS: 44-57-8
At Madison: 27-22-6
At Minneapolis: 17-35-2

Year	Rank	Score
1890	L	0-63
1891	L	12-26
1892*	L	4-32
1893	L	0-40
1894*	W	6-0
1895	L	10-14
1896*	W	6-0
1897	W	39-0
1898*	W	29-0
1899	W	19-0
1900	L	5-6
1901*	W	18-0
1902	L	0-11
1903*	L	0-17
1904	L	0-28
1905	W	16-12
1907*	T	17-17
1908	W	5-0
1909*	L	6-34
1910	L	0-28
1911*	T	6-6
1912	W	14-0
1913*	L	3-21
1914	L	3-14

1915*	L	3-20
1916	L	0-54
1917*	W	10-7
1918	L	0-6
1919*	L	7-19
1920	W	3-0
1921*	W	35-0
1922	W	14-0
1923*	T	0-0
1924*	T	7-7
1925	T	12-12
1926*	L	10-16
1927	L	7-13
1928*	L	0-6
1929	L	12-13
1930*	W	14-0
1931	L	0-14
1932*	W	20-13
1933	L	0-14
1934*	L	3-6
1935	L	7-33
1936*	-2 L	0-24
1937	-7 L	6-13
1938*	12- L	0-21
1939	L	6-23
1940*	-1 L	13-22
1941	-1 L	6-41
1942*	7- W	20-6
1943	L	13-25
1944*	L	26-28
1945*	W	26-12
1946*	L	0-6
1947	L	0-21
1948*	-15 L	0-16
1949	L	6-14
1950*	W	14-0
1951	8- W	30-6
1952*	13- T	21-21
1953	8- T	21-21
1954*	17-10 W	27-0
1955	L	6-21
1956*	-7 T	13-13
1957	18- W	14-6
1958*	5- W	27-12
1959	9- W	11-7
1960*	-4 L	7-26
1961	-3 W	23-21
1962*	3-5 W	14-9
1963	L	0-14
1964*	W	14-7
1965	L	7-42
1966*	W	7-6
1967	L	14-21
1968*	L	15-23
1969	L	10-35
1970*	W	39-14
1971	L	21-23
1972*	L	6-14
1973	L	17-19
1974*	W	49-14
1975	L	3-24
1976*	W	26-17
1977	L	7-13
1978*	W	48-10
1979	W	42-37
1980*	W	25-7
1981	W	26-21
1982*	W	24-0
1983	W	56-17
1984*	L	14-17
1985	L	18-27
1986*	L	20-27
1987	L	19-22
1988*	W	14-7
1989	L	22-24

Series Scores

1990*	L	3-21
1991	W	19-16
1992*	W	34-6
1993	L	21-28
1994*	L	14-17
1995	W	34-27
1996*	W	45-28
1997	W	22-21
1998*	W	26-7
1999	W	20-25
	W	20-17ot

► Northwestern

UW LEADS: 53-29-5
 At Madison: 22-13-2
 At Evanston: 28-15-1
 At Chicago: 0-0-1
 At Milwaukee: 3-1-1

Year	Rank	Score
1890^	L	10-22
1891^	T	0-0
1891^	W	40-0
1892	W	26-6
1892^	W	20-6
1895^	W	12-6
1896	T	6-6
1897	W	22-0
1898	W	47-0
1899*	W	38-0
1902*	W	51-0
1903+	T	6-6
1909	W	21-11
1910*	T	0-0
1911	W	28-3
1912*	W	56-0
1919	W	10-6
1920*	W	27-7
1921	W	27-0
1929*	L	0-7
1930	L	7-20
1934	L	0-7
1935	L	13-32
1936	L	18-26
1937*	L	6-14
1938	W	20-13
1939	L	7-13
1940*	L	7-27
1941	L	14-41
1942	W	20-19
1943*	L	0-41
1944	W	7-6
1945*	L	14-28
1946	L	0-28
1947	W	29-0
1948*	L	7-16
1949	W	14-6
1950*	W	14-13
1951	W	41-0
1952*	W	24-20
1953	W	34-13
1954*	W	34-13
1955	W	41-14
1956*	L	7-17
1957	W	41-12
1958*	W	17-13
1959	W	24-19
1960*	L	0-21
1961	W	29-10
1962*	W	37-6
1963*	W	17-14
1964	L	13-17
1965	W	21-7
1966*	T	3-3
1967*	L	13-17
1968	L	10-13
1969	L	7-27
1970*	L	14-24

1971	L	11-24
1972*	W	21-14
1973*	W	36-34
1974	W	52-7
1975*	W	17-14
1976	W	28-25
1977*	W	19-7
1978	W	28-7
1979*	W	28-3
1980	W	39-19
1981*	W	52-0
1982*	W	54-20
1983	W	49-0
1984*	W	31-16
1985*	L	14-17
1986	W	35-27
1987*	L	24-27
1988	L	14-35
1989*	W	35-31
1990	L	34-44
1991*	W	32-14
1992	L	25-27
1993*	W	53-14
1994	W	46-14
1995	L	0-35
1996*	L	30-34
1997	W	26-25
1998*	W	38-7
1999	W	35-19

^ — Milwaukee
 + — Chicago

► Ohio State

UW TRAILS: 14-48-5
 At Madison: 9-21-2
 At Columbus: 5-27-3

Year	Rank	Score
1913*	W	12-0
1914	W	7-6
1915*	W	21-0
1916	L	13-14
1917*	L	3-16
1918	W	14-3
1919*	L	0-3
1920	L	7-13
1930	T	0-0
1931*	L	0-6
1932	T	7-7
1933*	L	0-6
1941	L	34-46
1942*	W	17-7
1944*	L	7-20
1945	L	0-12
1946*	W	20-7
1948	L	32-34
1949*	L	0-21
1950	L	14-19
1951*	T	6-6
1952	L	14-23
1953*	L	19-20
1954	L	14-31
1955*	L	16-26
1956	L	0-21
1957*	L	13-16
1958	T	7-7
1959*	W	12-3
1960	L	7-34
1961*	L	21-30
1962	L	7-14
1963*	L	10-13
1964	L	3-28
1965*	L	10-20
1966	L	13-24
1967	L	15-17
1968*	L	8-43

1969	L	7-62
1970*	L	7-24
1971	L	6-31
1972*	L	20-28
1973*	L	0-24
1974	L	7-52
1975	L	0-56
1976*	L	20-30
1977	L	0-42
1978*	L	14-49
1979	L	0-59
1980	L	0-21
1981*	W	24-21
1982	W	6-0
1983	L	27-45
1984*	W	16-14
1985	W	12-7
1986*	L	17-30
1987*	W	26-24
1988	L	12-34
1989	L	22-42
1990*	L	10-35
1991	L	16-31
1992*	W	20-16
1993*	T	14-14
1994	L	3-24
1995*	L	16-27
1996	L	14-17
1999	W	42-17

► Oregon

UW LEADS: 2-0
 At Madison: 1-0
 At Eugene: 1-0

Year	Rank	Score
1977	W	22-10
1978*	W	22-19

► Penn State

UW LEADS: 4-2
 At Madison: 3-1
 At State College: 1-1

Year	Rank	Score
1953*	W	20-0
1970*	W	29-16
1995	W	17-9
1996*	L	20-23
1997	L	10-35
1998*	W	24-3

► Purdue

UW LEADS: 36-27-8
 At Madison: 21-10-5
 At West Lafayette: 15-17-3

Year	Rank	Score
1892	L	4-32
1893*	W	36-30
1894	L	forfeit
1906*	W	29-5
1907	W	12-6
1912*	W	41-0
1913	T	7-7
1914*	W	14-7
1915	W	28-3
1925*	W	7-0
1926	T	0-0
1927*	W	12-6
1928	T	19-19
1929*	L	0-13
1930	L	6-7
1931*	W	21-14
1932	L	6-7

1933*	L	0-14
1934	L	0-14
1935*	W	8-0
1936	L	14-35
1937*	T	7-7
1938	L	7-13
1939*	T	7-7
1940	W	14-13
1941*	W	13-0
1942	W	13-0
1943*	L	0-32
1944	L	0-35
1945*	L	7-13
1946	W	24-20
1947*	W	32-14
1950*	W	33-7
1951	W	31-7
1953	W	28-19
1954*	W	20-6
1955	W	9-0
1956*	T	6-6
1957	W	23-14
1958*	W	31-6
1959	L	0-21
1960*	W	24-13
1963*	W	38-20
1964	L	7-28
1965	L	7-45
1966*	L	0-23
1971*	W	14-10
1972	L	6-27
1973*	L	13-14
1974	W	28-14
1975	W	17-14
1976*	L	16-18
1977*	L	0-22
1978*	T	24-24
1979	L	20-41
1980*	L	6-12
1981*	W	20-14
1982	W	35-31
1983	W	42-38
1984*	W	30-13
1987	L	14-49
1988*	L	6-9
1991	L	7-28
1992*	W	19-16
1993	W	42-28
1994*	T	27-27
1995	L	27-38
1996*	W	33-25
1997	L	20-45
1998*	W	31-24
1999	W	28-21

► Western Michigan

UW LEADS: 2-1
 At Madison: 2-1

Year	Rank	Score
1963*	W	41-0
1981*	W	21-10
1988*	L	14-24

Badgers vs. Golden Gophers

There is more at stake than just a win or loss on the team record when Wisconsin and Minnesota face each other on the gridiron. The most-played rivalry in NCAA Division I-A football (109 meetings, including every year consecutively since 1907) is also a battle for possession of Paul Bunyan's Axe. The winner of the game each fall gets to keep the Axe on its campus.

"The records can be thrown away when these two rivals meet on the football field," said Coach Barry Alvarez. "It didn't take very long for me to understand the importance of the game and the history associated with it."

Probably not many people in attendance realized the history they were watching on Nov. 15, 1890. That was the first time that bordering state universities from Wisconsin and Minnesota met on the gridiron in Minneapolis.

The game was just the fourth gridiron battle in school history. The Golden Gophers won the inaugural battle 63-0, but the start of one of college football's hottest rivalries was born.

The schools met for 15 consecutive years after that (the Badgers won seven and the Golden Gophers won eight) before the series took a one-year hiatus in 1906.

The resumption of the series was a 7-7 tie in 1907 and the schools have met every year since. It is the longest-running rivalry in NCAA Division I-A football.

Madison and Minneapolis have alternated hosting the historic matchup since the beginning of the modern era in 1946.

Slab of Bacon Trophy

The Slab of Bacon Trophy was the precursor to Paul Bunyan's Axe as the prize for the winning team in the Wisconsin-Minnesota football series.

Apparently the trophy was given to the winning school by a sorority from the losing institution. The trophy was discontinued in the 1940s and was eventually discovered in a storage room at Camp Randall Stadium by an intern from the UW Men's Sports Information Office during a cleanup project.

The Slab of Bacon trophy is currently housed in the football offices at the UW. "We took home the bacon," Coach Barry Alvarez said in 1992, "and kept it."



Much prestige has always been associated with the game, but another factor was added in 1948. After Minnesota won a hard-fought 16-0 decision in 1948, the Wisconsin lettermen's group (the National W Club) presented Minnesota with an axe wielded by legendary lumberjack Paul Bunyan.

Each year since, the winner of the annual battle between the Big Ten rivals is presented with the axe, complete with final scores painted on its handle, for display on its campus.

The Badgers have taken five straight games from their border rivals. The last time Wisconsin had a longer winning streak in the series was between 1978-83 when the Badgers took six straight.

In the all-time series, Minnesota holds a 57-44-8 advantage. Wisconsin has a 26-22-6 mark in Madison and the Gophers have registered a 35-17-2 mark in Minneapolis.

There have been many notable contests between Wisconsin and Minnesota. Consider these:

NCAA Division I-A most played rivalries

Wisconsin vs. Minnesota
109 meetings

Missouri vs. Kansas
108 meetings

Nebraska vs. Kansas
Texas vs. Texas A&M
106 meetings

Baylor vs. Texas Christian
105 meetings

Miami, Ohio vs. Cincinnati
North Carolina vs. Virginia
104 meetings

- In 1961, Wisconsin intercepted three Gopher passes and upset No. 3-ranked Minnesota 23-21. The loss was Minnesota's only conference defeat of the season and cost them a share of the Big Ten title.

- No. 3 Wisconsin met fifth-ranked Minnesota in 1962 at Camp Randall Stadium. The Badgers, playing for a league title and Rose Bowl berth, won a 14-9 decision. Ralph Kurek scored the winning TD with just 97 seconds left.

- Fifth-ranked Wisconsin dropped a 28-21 verdict at the Metrodome in 1993, costing the Badgers an undefeated season. "The loss to Minnesota in '93 might have cost us a national championship," said Alvarez. Wisconsin got a school-record 423 passing yards from Darrell Bevell, but UW had six turnovers.

- With Alvarez watching from a hospital bed after knee surgery, the '99 Badgers escaped with a 20-17 win. Kicker Vitaly Pisetsky ended the first overtime game in school history with a 31-yard field goal.

"There are a lot of folks who have personal attachments to this matchup," Alvarez said. "The game is a critical one each season for our players and supporters."

Associated Press Poll

Badgers vs. Golden Gophers

1937

Date	Record	Rank
Oct. 18	4-0	16th

1938

Date	Record	Rank
Nov. 7	4-2	15th
Nov. 14	5-2	12th

1942

Date	Record	Rank
Oct. 12	3-0-1	7th
Oct. 19	4-0-1	7th
Oct. 26	5-0-1	6th
Nov. 2	6-0-1	2nd
Nov. 9	6-1-1	7th
Nov. 16	7-1-1	7th
Nov. 23	8-1-1	4th
Nov. 30	8-1-1	3rd

1944

Date	Record	Rank
Oct. 9	2-0	19th

1946

Date	Record	Rank
Oct. 14	3-1	20th
Oct. 28	3-2	18th
Nov. 4	4-2	15th

1947

Date	Record	Rank
Nov. 3	4-1-1	19th
Nov. 10	5-1-1	9th

1950

Date	Record	Rank
Oct. 9	2-0	15th
Oct. 16	4-0	16th
Oct. 30	4-1	20th
Nov. 6	5-1	15th
Nov. 13	5-2	15th

1951

Date	Record	Rank
Preseason	0-0	15th
Oct. 22	2-1-1	14th
Oct. 29	3-1-1	10th
Nov. 5	4-1-1	9th
Nov. 12	5-1-1	8th
Nov. 19	6-1-1	8th
Nov. 26	7-1-1	7th
Dec. 3	7-1-1	8th

1952

Date	Record	Rank
Preseason	0-0	7th
Sept. 29	1-0	8th

Oct. 6	2-0	1st
Oct. 13	2-1	12th
Oct. 20	3-1	10th
Oct. 27	3-2	18th
Nov. 3	4-2	18th
Nov. 10	5-2	15th
Nov. 17	6-2	13th
Nov. 24	6-2-1	12th
Dec. 1	6-3-1	11th

1953

Date	Record	Rank
Sept. 28	1-0	16th
Nov. 16	6-2	8th
Nov. 23	6-2-1	12th
Nov. 30	6-2-1	15th

1954

Date	Record	Rank
Preseason	0-0	9th
Sept. 20	0-0	10th
Sept. 27	1-0	5th
Oct. 4	2-0	3rd
Oct. 11	3-0	2nd
Oct. 18	4-0	2nd
Oct. 25	4-1	8th
Nov. 1	4-2	16th
Nov. 8	5-2	14th
Nov. 15	6-2	17th
Nov. 22	7-2	8th
Nov. 29	7-2	9th

1955

Date	Record	Rank
Preseason	0-0	14th
Sept. 26	1-0	17th
Oct. 3	2-0	9th
Oct. 10	3-0	6th
Oct. 17	3-1	15th

1957

Date	Record	Rank
Oct. 7	2-0	16th
Oct. 14	3-0	13th
Nov. 18	5-3	18th
Nov. 25	6-3	14th
Dec. 2	6-3	19th

1958

Date	Record	Rank
Preseason	0-0	14th
Sept. 22	0-0	14th
Sept. 29	1-0	9th
Oct. 6	2-0	6th
Oct. 13	3-0	4th
Oct. 20	3-1	13th
Oct. 27	3-1-1	8th
Nov. 3	4-1-1	7th
Nov. 10	5-1-1	5th
Nov. 17	6-1-1	5th
Nov. 24	7-1-1	6th
Dec. 1	7-1-1	7th

1959

Date	Record	Rank
Preseason	0-0	6th
Sept. 21	0-0	8th
Sept. 28	1-0	12th
Oct. 5	2-0	9th
Oct. 19	3-1	12th
Oct. 26	4-1	10th
Nov. 2	5-1	9th
Nov. 9	6-1	7th
Nov. 16	6-2	9th
Nov. 23	7-2	5th
Nov. 30	7-2	6th
Dec. 7	7-2	6th

1960

Date	Record	Rank
Oct. 10	3-0	12th
Oct. 17	3-1	11th

1961

Date	Record	Rank
Nov. 27	6-3	13th

1962

Date	Record	Rank
Oct. 8	2-0	13th
Oct. 15	3-0	10th
Oct. 22	4-0	5th
Oct. 29	4-1	11th
Nov. 5	5-1	8th
Nov. 12	6-1	4th
Nov. 19	7-1	3rd
Nov. 26	8-1	2nd
Dec. 3	8-1	2nd

1963

Date	Record	Rank
Preseason	0-0	7th
Sept. 23	1-0	6th
Sept. 30	2-0	4th
Oct. 7	2-0	5th
Oct. 14	3-0	2nd
Oct. 21	4-0	2nd
Oct. 28	4-1	8th

1974

Date	Record	Rank
Sept. 23	2-0	11th
Oct. 7	3-1	13th
Oct. 17	3-2	13th
Nov. 25	7-4	19th
Dec. 2	7-4	20th

1977

Date	Record	Rank
Oct. 3	4-0	19th
Oct. 10	5-0	14th

1981

Date	Record	Rank
Sept. 14	1-0	20th
Oct. 12	3-1	14th

1984

Date	Record	Rank
Dec. 5	7-3-1	20th

1993

Date	Record	Rank
Sept. 13	2-0	24th
Sept. 20	3-0	23rd
Sept. 27	4-0	22nd
Oct. 4	4-0	21st
Oct. 11	5-0	16th
Oct. 18	6-0	15th
Oct. 25	6-1	21st
Nov. 1	7-1	15th
Nov. 8	7-1-1	14th
Nov. 15	8-1-1	12th
Nov. 22	8-1-1	10th
Nov. 29	8-1-1	10th
Dec. 6	9-1-1	9th
Jan. 3	10-1-1	6th

1994

Date	Record	Rank
Preseason	0-0	10th
Sept. 4	0-0	10th
Sept. 11	1-0	10th
Sept. 18	1-1	16th
Sept. 25	2-1	15th
Oct. 2	2-2	24th
Oct. 9	3-2	23rd

1995

Date	Record	Rank
Preseason	0-0	21st
Oct. 1	2-1-1	22nd
Oct. 8	2-1-1	21st
Oct. 15	2-2-1	24th

1997

Date	Record	Rank
Preseason	0-0	24th
Aug. 25	0-1	24th
Oct. 13	6-1	24th
Nov. 9	8-2	23rd
Nov. 16	8-3	24th

1998

Date	Record	Rank
Preseason	0-0	20th
Sept. 6	1-0	17th
Sept. 13	2-0	14th
Sept. 20	3-0	14th
Sept. 27	4-0	13th
Oct. 4	5-0	12th
Oct. 11	6-0	9th

Vs. ranked opponents

Here is Wisconsin's all-time record vs. teams ranked in the A.P. polls:

Badgers	W	L	T
vs. #1	3	14	0
vs. #2	2	12	1
vs. #3	3	7	1
vs. #4	2	14	0
vs. #5	2	9	0
vs. #6	3	8	0
vs. #7	2	4	1
vs. #8	0	7	0
vs. #9	2	8	1
vs. #10	2	8	0
vs. #11	2	3	0
vs. #12	4	6	0
vs. #13	3	2	0
vs. #14	3	4	0
vs. #15	3	3	1
vs. #16	1	6	0
vs. #17	2	2	2
vs. #18	2	3	0
vs. #19	1	4	0
vs. #20	1	6	0
vs. #21	1	0	0
vs. #22	1	1	0
vs. #23	0	0	0
vs. #24	1	1	0
vs. #25	2	1	0

Oct. 18	7-0	9th
Oct. 25	8-0	9th
Nov. 1	8-0	8th
Nov. 8	9-0	8th
Nov. 15	9-1	13th
Nov. 22	10-1	10th
Nov. 29	10-1	8th
Dec. 6	10-1	9th
Jan. 4	11-1	6th

1999

Date	Record	Rank
Preseason	0-0	10th
Aug. 30	0-0	9th
Sept. 5	1-0	9th
Sept. 12	2-0	9th
Sept. 19	2-1	20th
Oct. 3	3-2	20th
Oct. 10	4-2	17th
Oct. 17	5-2	17th
Oct. 24	6-2	11th
Oct. 31	7-2	10th
Nov. 7	8-2	9th
Nov. 14	9-2	5th
Nov. 21	9-2	4th
Dec. 5	9-2	4th
Jan. 4	10-2	4th

1993

Date	Record	Rank
Sept. 13	2-0	25th
Sept. 20	3-0	22nd
Sept. 27	4-0	20th
Oct. 4	4-0	19th
Oct. 11	5-0	16th
Oct. 18	6-0	12th
Oct. 25	6-1	20th
Nov. 1	7-1	14th
Nov. 8	7-1-1	13th
Nov. 15	8-1-1	11th
Nov. 22	8-1-1	8th
Nov. 29	8-1-1	7th
Dec. 6	9-1-1	7th
Jan. 3	10-1-1	5th

1994

Date	Record	Rank
Preseason	0-0	11th
Sept. 4	0-0	11th
Sept. 11	1-0	10th
Sept. 18	1-1	15th
Sept. 25	2-1	14th
Oct. 2	2-2	22nd
Oct. 9	3-2	20th

1995

Date	Record	Rank
Preseason	0-0	22nd
Oct. 8	2-1-1	25th

1997


Date	Record	Rank
Preseason	0-0	24th
Oct. 13	6-1	24th
Nov. 9	8-2	24th
Nov. 16	8-3	24th

1998

Date	Record	Rank
Preseason	0-0	20th
Sept. 6	1-0	17th
Sept. 13	2-0	14th
Sept. 20	3-0	14th
Sept. 27	4-0	13th
Oct. 4	5-0	10th
Oct. 11	6-0	9th
Oct. 18	7-0	8th
Oct. 25	8-0	8th
Nov. 1	8-0	7th
Nov. 8	9-0	6th
Nov. 15	9-1	12th
Nov. 22	10-1	9th
Nov. 29	10-1	8th
Dec. 6	10-1	8th
Jan. 4	11-1	6th

1999

Date	Record	Rank
Preseason	0-0	10th
Sept. 5	1-0	8th
Sept. 12	2-0	8th
Sept. 19	2-1	17th
Oct. 3	3-2	20th
Oct. 10	4-2	18th
Oct. 17	5-2	16th
Oct. 24	6-2	11th
Oct. 31	7-2	10th
Nov. 7	8-2	9th
Nov. 14	9-2	5th
Nov. 21	9-2	4th
Dec. 5	9-2	4th
Jan. 4	10-2	4th



Bobby Myers was a member of Big Ten championship teams in football and indoor and outdoor track. He was a seven-foot high jumper and an all-league safety.

► Badgers vs. No. 1

Wisconsin has defeated the nation's top-ranked team (by Associated Press) on three occasions.

- The 1942 Badgers upset Ohio State 17-7.
- The '62 UW club defeated Northwestern 37-6.
- Wisconsin beat preseason top-rated Michigan 21-14 in the 1981 season opener.

The UW was also involved in the first-ever game between the nation's top two teams when No. 1-ranked USC tipped No. 2-rated Wisconsin 42-37 in the 1963 Rose Bowl.

1936	at Northwestern, lost 18-26
1940	Minnesota, lost 13-22
1941	at Minnesota, lost 6-41
1942	Ohio State, won 17-7
1943	Notre Dame, lost 0-50
1944	at Notre Dame, lost 13-28
1962	Northwestern, won 37-6
1963	USC (Rose Bowl), lost 37-42
1964	at Ohio State, lost 3-28
1969	at Ohio State, lost 7-62
1973	Ohio State, lost 0-24
1974	at Ohio State, lost 7-52
1975	at Ohio State, lost 0-56
1977	at Michigan, lost 0-56
1981	Michigan, won 21-14
1985	Iowa, lost 13-23
1988	at Miami, lost 3-23
1997	Michigan, lost 16-26


We're #1

The Badgers have been ranked as the nation's No. 1 squad just once in their history. That was on Oct. 7, 1952, after a 20-6 win over Illinois. The Badgers lost the next week to Ohio State but went on to a 6-3-1 record and a Rose Bowl berth.


Badgers in the final polls

Year	Record	AP	UPI	ESPN/USA Today
1942	8-1-1	3rd	—	—
1950	6-3-0	—	T-20th	—
1951	7-1-1	8th	8th	—
1952	6-3-1	11th	10th	—
1953	6-2-1	15th	14th	—
1954	7-2-0	9th	10th	—
1957	6-3-0	19th	T-14th	—
1958	7-1-1	7th	6th	—
1959	7-3-0	6th	6th	—
1961	6-3-0	—	18th	—
1962	8-2-0	2nd	2nd	—
1993	10-1-1	6th	—	5th
1998	11-1	6th	—	5th
1999	10-2	4th	—	4th


Camp Randall Stadium Records



Ira Matthews



Kevin Stemke



Billy Marek

► Individual records

Rushing Attempts: 52, Anthony Thompson (Indiana), 1989; [50, Ron Dayne vs. Minnesota, 1996]

Yards Rushing: 377, Anthony Thompson (Indiana), 1989; [304, Billy Marek vs. Minnesota, 1974]

TDs Rushing: 5, Billy Marek vs. Minnesota, 1974

Long Run: 91, Tom Brigham vs. Western Michigan, 1963

Pass Attempts: 83, Drew Brees (Purdue), 1998; [54, Randy Wright vs. Iowa, 1983]

Pass Completions: 55, Drew Brees (Purdue), 1998; [35, Darrell Bevell vs. Iowa, 1995]

Yards Passing: 494, Drew Brees (Purdue), 1998; [352, Darrell Bevell vs. Iowa, 1995]

TDs Passing: 5, Darrell Bevell vs. Nevada, 1993

Long Pass: 89, Tony Lowery vs. Eastern Michigan, 1991

Receptions: 18, Randall Lane (Purdue), 1998; [13, Matt Nyquist vs. Iowa, 1995]

Yards Receiving: 178, Randall Lane (Purdue), 1998; [170, Pat Richter vs. Illinois, 1961]

TDs Receiving: 3, Dave Howard vs. Iowa, 1955; Pat Richter vs. Illinois, 1961

Long Reception: 89, Lee DeRamus vs. Eastern Michigan, 1991

Points: 30, Billy Marek vs. Minnesota, 1974

Field Goals: 5, Mike Bass (Illinois), 1982; [4, Vince Lamia vs. Minnesota, 1976; Todd Gregoire vs. Ohio State, 1987; Rich

Thompson vs. Bowling Green, 1992; Rich Thompson vs. Purdue, 1992; Matt Davenport vs. Minnesota, 1998; Vitaly Pisetsky vs. Michigan State, 1999]

Long Field Goal: 55, Paul Edinger, Michigan State, 1999 [54, Todd Gregoire vs. Ball State, 1987]

Long Interception Return: 100, John Hardy (California), 1990; [98, Billy Lowe vs. Purdue, 1954]

Long Punt Return: 90, Troy Vincent vs. Western Illinois, 1991

Long Kickoff Return: 100, Ira Matthews vs. Iowa, 1976

Long Punt: 86, Kevin Stemke vs. Michigan State, 1999

► Team records

Rushing Attempts: 72 vs. Indiana, 1969; vs. Illinois, 1969

Yards Rushing: 548 vs. Wyoming, 1963; Pre-modern era: 563 vs. Lawrence, 1920

TDs Rushing: 7 vs. Missouri, 1974; vs. Northwestern, 1981; by Michigan, 1989; vs. Northwestern, 1993; vs. Eastern Michigan, 1994; vs. Indiana, 1999

Passing Attempts: 84 by Purdue, 1998; [54 vs. Iowa, 1983]

Completions: 55 by Purdue, 1998; [35 vs. Iowa, 1995]

Yards Passing: 494 by Purdue, 1998; [352 vs. Iowa, 1995]

TDs Passing: 5 vs. Nevada, 1993

Points: 62 vs. New Mexico State, 1962; vs. Indiana, 1994

Plays: 104 by Purdue, 1996 [97 vs. Iowa, 1969; vs. Illinois, 1969]

Yards Total Offense: 705 vs. Indiana, '99

Camp Randall Stadium coaching records

Coach	W	L	T	Pct.
Paul Withington	4	0	1	.950
George Little	8	2	0	.800
Ivy Williamson	25	7	2	.765
J.R. Richards	15	4	2	.762
Glenn Thistlethwaite	20	7	1	.732
Barry Alvarez	40	18	3	.680
William Juneau	9	4	1	.679
Clarence Spears	11	7	0	.611
Milt Bruhn	33	20	4	.596
John Jardine	27	19	2	.583
Dave McClain	29	21	1	.578
Jack Ryan	4	3	3	.550
Guy Lowman	2	2	0	.500
Harry Stuhldreher	29	31	4	.484
Jim Hillis	2	4	0	.333
Don Morton	6	13	0	.316
John Coatta	3	13	1	.206

Badgers on TV

ysW gniniW

1951	Illinois	NBC	L	10-14	1989	Miami, Fla.	ABC	L	3-51	1997	Syracuse	ABC	L	0-34
1951	Northwestern	—	W	41-0	1990	California	ESPN	L	12-28	1997	Indiana	ESPN-R	W	27-26
1953	USC	NBC	L	0-7	1992	Ohio State	ESPN	W	20-16	1997	Northwestern	ESPN	W	26-25
1954	Rice	ABC	W	13-7	1992	Indiana	ESPN	L	3-10	1997	Illinois	ESPN-R	W	31-7
1955	Purdue	—	W	9-0	1992	Michigan St.	ABC	L	10-26	1997	Minnesota	ESPN2	W	22-21
1955	Illinois	CBS	L	14-17	1993	Indiana	ESPN	W	27-15	1997	Iowa	ESPN	W	13-10
1958	Iowa	—	L	6-9	1993	Purdue	ESPN	W	42-28	1997	Michigan	ABC	L	16-26
1958	Michigan St.	—	W	9-7	1993	Michigan	ESPN	W	13-10	1997	Penn State	ABC	L	10-35
1959	Illinois	NBC	L	6-9	1993	Ohio St.	ABC	T	14-14	1998	Georgia	ESPN	L	6-33
1959	Minnesota	—	W	11-7	1993	Illinois	ABC	W	35-10	1998	San Diego St.	ESPN-R	W	26-14
1959	Washington	—	L	8-44	1993	Michigan St.	ESPN	W	41-20	1998	Ohio	ESPN-R	W	45-0
1960	Iowa	—	L	21-28	1994	UCLA	ABC	W	21-16	1998	Northwestern	ESPN	W	38-7
1960	Minnesota	—	L	7-26	1994	Colorado	ESPN	L	17-55	1998	Indiana	ESPN2	W	24-20
1961	Ohio State	—	L	21-30	1994	Indiana	ESPN	W	62-13	1998	Purdue	ESPN2	W	31-24
1961	Illinois	ABC	W	55-7	1994	Michigan St.	ESPN	W	forfeit	1998	Illinois	ESPN2	W	37-3
1962	Ohio State	—	L	7-14	1994	Michigan	ESPN	W	31-19	1998	Iowa	ABC	W	31-0
1962	Northwestern	—	W	37-6	1994	Ohio State	ABC	L	3-24	1998	Minnesota	ESPN	W	26-7
1963	USC	NBC	L	35-42	1994	Illinois	ABC	W	19-13	1998	Michigan	ESPN	L	10-27
1963	Northwestern	CBS	W	17-14	1995	Duke	ESPN	W	34-20	1998	Penn State	ESPN	W	24-3
1964	Kansas State	NBC	W	17-7	1995	Colorado	ABC	L	7-43	1999	UCLA	ABC	W	38-31
1966	Northwestern	ABC	T	3-3	1995	Stanford	Prime	T	24-24	1999	Murray State	MSC	W	49-10
1967	Ohio State	ABC	L	15-17	1995	Penn State	ESPN	W	17-9	1999	Ball State	State	W	50-10
1968	Indiana	ABC	L	20-21	1995	Ohio State	ABC	L	16-27	1999	Cincinnati	Fox	L	12-17
1968	Michigan	ABC	L	9-34	1995	Northwestern	ESPN2	L	0-35	1999	Michigan	ABC	L	16-21
1971	Ohio State	ABC	L	6-31	1995	Michigan St.	Creative	W	45-14	1999	Ohio State	ABC	W	42-17
1974	Nebraska	ABC	W	21-20	1995	Purdue	Creative	L	27-38	1999	Minnesota	ESPN2	W	20-17
1974	Missouri	ABC	W	59-20	1995	Minnesota	ESPN2	W	34-27	1999	Indiana	ESPN	W	59-0
1981	Purdue	ABC	W	20-14	1995	Iowa	ESPN2	L	20-33	1999	Michigan St.	ESPN2	W	40-10
1981	Iowa	ABC	L	7-17	1995	Illinois	Creative	T	3-3	1999	Northwestern	ESPN-R	W	35-19
1981	Tennessee	—	L	21-28	1996	E. Michigan	ESPN2	W	24-3	1999	Purdue	ABC	W	28-21
1982	Illinois	CBS	L	28-29	1996	Stanford	ESPN2	W	14-0	1999	Iowa	ABC	W	41-3
1982	Kansas State	—	W	14-3	1996	Penn State	ABC	L	20-23	2000	Stanford	ABC	W	17-9
1984	Missouri	CBS	W	35-34	1996	Ohio State	ABC	L	14-17					
1984	Illinois	SV	L	6-22	1996	Northwestern	ESPN	L	30-34					
1984	Ohio State	CBS	W	16-14	1996	Michigan St.	ESPN2	L	13-30					
1984	Iowa	CBS	T	10-10	1996	Purdue	ESPN	W	33-25					
1984	Kentucky	T	L	19-20	1996	Minnesota	Creative	W	45-28					
1986	Michigan	T	L	17-34	1996	Iowa	ESPN	L	0-31					
1986	Ohio State	CBS	L	17-30	1996	Utah	ESPN	W	38-10					

Key
 ESPN-R — ESPN Regional
 SV — Sports View
 T — Turner
 MSC — Midwest Sports Channel



Longest winning streaks

No.	Years	Ended by
17	1900-02	Michigan
9	1912-13	Purdue
9	1998	Michigan
*8	1999	still active
8	1894-95	Illinois
8	1897	UW Alumni
8	1920-21	Michigan
8	1951-52	Ohio State
7	1896	Northwestern
7	1961-62	Ohio State

*The Badgers enter the 2000 season having won eight consecutive games, the nation's third-longest active win streak.

Coaches' TV Records

Coach	W	L	T	Pct.
John Jardine	2	1	0	.667
Barry Alvarez	45	22	3	.664
Ivy Williamson	3	3	0	.500
Dave McClain	4	5	1	.450
Milt Bruhn	6	8	1	.433
John Coatta	0	3	0	.000
Jim Hilles	0	2	0	.000
Don Morton	0	1	0	.000
Totals	60	45	5	.568

Barry Alvarez' record by network is 18-7 on ESPN, 9-10-1 on ABC, 9-3 on ESPN2, 2-1-1 on Creative Sports, 5-0 on ESPN Regional, 0-1 on Fox, 1-0 on Midwest Sports Channel and 0-0-1 on Prime.



The blowouts

Largest wins

Opponent	Year	Score
New Mexico State	1962	69-13
Indiana	1999	59-0
Eastern Michigan	1994	56-0
Marquette	1957	60-6
Northwestern	1981	52-0
Marquette	1958	50-0
at Northwestern	1983	49-0
Indiana	1994	62-13
at Hawaii	1996	59-10
Illinois	1969	55-7
at San Jose State	1997	56-10
at Northwestern	1974	52-7
Ohio	1998	45-0
UNLV	1998	52-7
SMU	1995	42-0
at Northwestern	1951	41-0
Western Michigan	1963	41-0
Illinois	1969	55-14
South Dakota	1975	48-7

Pre-modern era superlatives

The National Collegiate Athletic Association (NCAA) recognizes official football statistics and records beginning with the 1946 season. The NCAA does not recognize marks set prior to the "modern era." Many great performances were turned in by Badgers prior to the 1946 season. Following are some of the individual efforts by Wisconsin players, prior to the 1946 season, which would rank on the school's all-time lists.

Game

Rushing attempts: 37, Jerry Thompson vs. Iowa, 1944

Touchdowns rushing: 4, Rowdy Elliott vs. Lawrence, 1920

Touchdowns receiving: 3, Dave Schreiner vs. Marquette, 1942

Points: 27, Rowdy Elliott vs. Lawrence, 1920

Field goals made: 4, Pat O'Dea vs. Beloit, 1899

Extra point attempts: 11, Eber Simpson vs. Lawrence, 1915; 8, Eber Simpson vs. Marquette, 1915

Extra points: 10, Eber Simpson vs. Lawrence, 1915; 8, Eber Simpson vs. Marquette, 1915

Interception yards: 110, Jack Wink vs.

Great Lakes, 1942; 105, Coots Cunningham vs. Purdue, 1907

Season

Field goals made: 4, Pat O'Dea, 1899

Interceptions: 6, Elroy Hirsch, 1942

Interception return yards: 175, Jack Wink, 1942

Career

Field goals made: 32, Pat O'Dea, 1897-99

Interception return yards: 196, Jack Wink, 1942, '46-47



Jerry Thompson

Largest losses

Opponent	Year	Score
at Ohio State	1979	0-59
at Michigan	1977	0-56
at Ohio State	1975	0-56
at Ohio State	1969	7-62
at Michigan	1979	0-54
at Michigan State	1978	2-55
Illinois	1965	0-51
at Michigan	1987	0-49
Michigan	1988	14-62
Miami, Fla.	1989	3-51

Largest pre-modern era wins

Opponent	Year	Score
UW-Whitewater	1890	106-0
Beloit	1903	87-0
Marquette	1915	85-0
Drake	1904	82-0
Lawrence	1915	82-0
Dixon	1898	76-0
Upper Iowa	1900	64-0
Hyde Park HS	1901	62-0
Lawrence	1920	60-0
Lawrence	1899	58-0
Notre Dame	1904	58-0
Arkansas	1912	64-7

► Rushing

a Badger had 200 yards rushing: 200 by Ron Dayne vs. Stanford, 2000
 an opponent had 200 yards rushing: 214 by Sedrick Shaw, Iowa, 1995
 a Badger had 300 yards rushing: 339 by Ron Dayne vs. Hawaii, 1996
 an opponent had 300 yards rushing: 377 by Anthony Thompson, Indiana, 1989
 a Badger had 40 attempts: 40 by Ron Dayne vs. Minnesota, 1997
 an opponent had 40 attempts: 41 by Sedrick Shaw, Iowa, 1995
 a Badger had 30 attempts: 34 by Ron Dayne vs. Stanford, 2000
 an opponent had 30 attempts: 34 by De'Wayne Hogan, Indiana, 1997
 a Badger had 3 rushing TDs: 4 by Ron Dayne vs. Ohio State, 1999
 an opponent had 3 rushing TDs: 3 by Robert Edwards, Georgia, 1998

► Passing

a Badger had 300 yards passing: 352 by Darrell Bevell vs. Iowa, 1995
 an opponent had 300 yards passing: 350 by Drew Brees, Purdue, 1999
 a Badger had 400 yards passing: 423 by Darrell Bevell vs. Minnesota, 1993
 an opponent had 400 yards passing: 494 by Drew Brees, Purdue, 1998
 a Badger had 30 completions: 35 by Darrell Bevell vs. Iowa, 1995
 an opponent had 30 completions: 36 by Drew Brees, Purdue, 1999
 a Badger had 50 attempts: 51 by Darrell Bevell vs. Iowa, 1995
 an opponent had 50 attempts: 64 by Drew Brees, Purdue, 1999
 a Badger had 4 TD passes: 4 by Darrell Bevell vs. Purdue, 1993
 an opponent had 4 TD passes: 4 by Craig Erickson, Miami, Fla., 1989

► Receiving

a Badger had 100 yards receiving: 113 by Donald Hayes vs. Minnesota, 1997
 an opponent had 100 yards receiving: 126 by Tim Stratton, Purdue, 1999
 a Badger had 200 yards receiving: 252 by Al Toon vs. Purdue, 1983
 an opponent had 200 yards receiving: 200 by Bart Burrell, Purdue, 1980
 a Badger had 10 receptions: 13 by Matt Nyquist vs. Iowa, 1995
 an opponent had 10 receptions: 12 by Chris Daniels and 10 by Tim Stratton, Purdue, 1999

Team Achievements

the Badgers defeated a ranked (by A.P.) team: Wisconsin (#4) 17, Stanford (#22) 9, 2000
 the Badgers defeated a ranked team (by A.P.) on the road: Wisconsin (#10) 28, Purdue (#17) 21, 1999
 the Badgers were ranked in the Associated Press top 10: No. 4 on Jan. 4, 2000
 the Badgers were ranked in the ESPN/USA Today top 10: No. 4 on Jan. 4, 2000
 the Badgers were ranked in the Associated Press top 25: No. 4 on Jan. 4, 2000
 the Badgers were ranked in the ESPN/USA Today top 25: No. 4 on Jan. 4, 2000
 the Badgers defeated a higher ranked (by A.P.) team: Wisconsin (#17) 40, Michigan State (#11) 10, 1999
 the Badgers lost to a lower ranked (by A.P.) team: Cincinnati (NR) 17, Wisconsin (#9) 12, 1999
 the Badgers defeated consecutive ranked (by A.P.) teams: Wisconsin (#20) 42, Ohio State (#12) 17 and Wisconsin (#17) 20, Minnesota (#25) 17
 the Badgers were ranked in the nation's top 25 (by A.P.) in the preseason: No. 10 in 1999
 the Badgers were ranked in the nation's top 10 (by A.P.) in the preseason: No. 10 in 1999
 the Badgers registered a shutout: Wisconsin 59, Indiana 0, 1999
 the Badgers registered a Big Ten shutout: Wisconsin 59, Indiana 0, 1999
 the Badgers registered a shutout on the road: Wisconsin 31, Iowa 0, 1998

a Badger had 3 TD catches: 3 by Pat Richter vs. Illinois, 1961
 an opponent had 3 TD catches: 3 by Alan Dick, Indiana, 1971
 a Badger had 2 TD catches: 2 by Chris Chambers vs. Iowa, 1999
 an opponent had 2 TD catches: 2 by Chris Daniels, Purdue, 1998

► Defense

a Badger had 20 tackles: 20 by Chris Ghidorzi and Donnel Thompson vs. Northwestern, 1999
 an opponent had 20 tackles: 20 by Mike Higgins, Northern Illinois, 1988
 a Badger had 2 interceptions: 2 by Jamar Fletcher vs. Purdue, 1999
 an opponent had 2 interceptions: 2 by Damien Robinson, Iowa, 1995
 a Badger had 5 tackles for loss: 5 by Tom Burke vs. Penn State, 1998
 an opponent had 5 tackles for loss: 6 by Courtney Brown, Penn State, 1997
 a Badger had 3 sacks: 3 by Wendell Bryant vs. Ball State, 1999
 an opponent had 3 sacks: 3 by Jared DeVries, Iowa, 1998

a Badger blocked a kick: Mike Echols (field goal) vs. Stanford, 2000
 an opponent blocked a kick: Anthony Herron, (extra point) Iowa, 1999
 a Badger recorded a safety: Eric Mahlik (tackled Quavis Tate in end zone), Ball State, 1999
 an opponent recorded a safety: punt snap thru end zone, Minnesota, 1997



► Kicking

a Badger made 3 field goals: 4 by Vitaly Pisetsky vs. Michigan State, 1999
 an opponent made 3 field goals: 3 by Travis Dorsch, Purdue, 1998
 a Badger made 7 PATs: 8 by Vitaly Pisetsky vs. Indiana, 1999
 an opponent made 7 PATs: 7 by Neil Voskeritchian, Colorado, 1994

► Returns

a Badger returned a punt for a TD: 76 by Nick Davis vs. Murray State, 1999
 an opponent returned a punt for a TD: 81 by Jeff Graham, Ohio State, 1990
 a Badger returned a kickoff for a TD: 91 by Nick Davis vs. Purdue, 1999
 an opponent returned a kickoff for a TD: 100 by Derin Graham, Indiana, 1998
 a Badger returned an interception for a TD: 34 by Jamar Fletcher vs. Purdue, 1999
 an opponent returned an interception for a TD: 50 by Ted Darnell, UNLV, 1998
 a Badger returned a fumble for a TD: 36 by Kevin Huntley vs. Ohio State, 1996
 an opponent returned a fumble for a TD: 0 (covered in end zone) by Jerome Haywood, San Diego State, 1998
 a Badger returned a blocked punt for a TD: 8 by Ryan Marks vs. Northwestern, 1998
 an opponent returned a blocked punt for a TD: 10 by William Morris, Illinois, 1993
 a Badger returned a blocked PAT for a TD: never
 an opponent returned a blocked PAT for a TD: 58 by Lance Brown, Indiana, 1993
 the Badgers scored a two-point PAT: Dague Retzlaff pass from Mike Samuel, San Diego State, 1998
 an opponent scored a two-point PAT: Nick Kreinbrink rush, Northwestern, 1999

The Big Ten's fastest athletes



Michael Bennett (29) and B.J. Tucker (23) are the Big Ten's fastest athletes. The Milwaukee natives finished first and second at the Big Ten indoor track meet in the 60 meters. Bennett was named athlete of the meet and Tucker was a runner-up for freshman of the year.


► **Night games**

Year	Opponent	Score	Facility
1896	Carlisle Indians	L 8-18	Chicago Coliseum
1953	at UCLA	L 0-13	Rose Bowl
	at USC	L 21-33	Memorial Coliseum
1958	at Miami	W 20-0	Orange Bowl
1966	at USC	L 3-38	Memorial Coliseum
1968	at Arizona State	L 7-55	Sun Devil Stadium
1972	at LSU	L 7-27	Tiger Stadium
1977	at Oregon	W 22-10	Autzen Stadium
1979	at San Diego State	L 17-24	Murphy Stadium
1982	Kansas State	W 14-3	Independence Stadium
1983	at Minnesota	W 56-17	Metrodome
1984	Kentucky	L 19-20	Legion Field
1985	at Minnesota	L 18-27	Metrodome
1986	at Hawaii	L 17-20	Aloha Stadium
	at UNLV	L 7-17	Boyd Stadium
	Michigan	L 17-34	Camp Randall Stadium
1987	at Minnesota	L 19-22	Metrodome
1988	at Miami	L 3-23	Orange Bowl
1989	at Minnesota	L 22-24	Metrodome
1991	at Minnesota	L 19-26	Metrodome
1993	at SMU	W 24-16	Ownby Stadium
	at Minnesota	L 21-28	Metrodome
1994	at Colorado	L 17-55	Folsom Field
1995	Colorado	L 7-43	Camp Randall Stadium
	at Penn State	W 17-9	Beaver Stadium
	at Minnesota	W 34-27	Metrodome
1996	UNLV	W 52-17	Boyd Stadium
	Utah	W 38-10	Arizona Stadium
	at Hawaii	W 59-10	Aloha Stadium
1997	at Northwestern	W 26-25	Ryan Field
1998	at San Diego State	W 26-14	Qualcomm Park
	Purdue	W 31-24	Camp Randall Stadium

Opponent top performers

- Most Yards Rushing:** 377, Anthony Thompson, Indiana, 1989
- Most Rushing Attempts:** 52, Anthony Thompson, Indiana, 1989
- Most TDs Rushing:** 5, Ron Johnson, Michigan, 1968
- Longest Rush:** 92, Butch Woolfolk, Michigan, 1979
- Most Pass Attempts:** 83, Drew Brees, Purdue, 1998
- Most Pass Completions:** 55, Drew Brees, Purdue, 1998
- Most Yards Passing:** 494, Drew Brees, Purdue, 1998
- Most TDs Passing:** 4, Tim Gonso, Indiana, 1969; Ed Smith, Michigan State, 1978; Mark Herrmann, Purdue, 1979; Craig Erickson, Miami, Fla., 1989
- Longest Pass:** 89, Ricky Foggie, Minnesota, 1985
- Longest Reception:** 89, Melvin Anderson, Minnesota, 1985
- Most Receptions:** 18, Randall Lane, Purdue, 1998
- Most Yards Receiving:** 200, Bart Burrell, Purdue, 1980
- Most TDs Receiving:** 3, Jade Butcher, Indiana, 1969; Alan Dick, Indiana, 1971; Archie Gray, Wyoming, 1973
- Most Yards Total Offense:** 495, Drew Brees, Purdue, 1998
- Most Field Goals:** 5, Mike Bass, Illinois, 1982; Chris White, Illinois, 1984; John Langeloh, Michigan State, 1988
- Longest Field Goal:** 55, Paul Edinger, Michigan State, 1999
- Most Interceptions:** 4, Paul Beery, Purdue, 1976
- Longest Punt Return:** 93, Stephen Porter, Indiana, 1970
- Longest Kickoff Return:** 100, Rick Upchurch, Minnesota, 1974; Seth Smith, Michigan, 1994; Derin Graham, Indiana, 1998
- Longest Fumble Return:** 55, Bernard Clark, Miami, Fla., 1988

Wisconsin Attendance



Largest home crowds

Attend.	Opponent	Year
80,024	Michigan	1978
79,940	Ohio State	1978
79,864	Iowa	1997
79,806	Michigan	1997
79,607	Penn State	1996
79,579	Ohio State	1976
79,576	Northwestern	1996
79,521	Iowa	1976
79,507	Ohio State	1995
79,404	Iowa	1999
79,327	Illinois	1997
79,253	Ohio State	1980
79,203	Michigan State	1970
79,111	Purdue	1976
79,037	Michigan	1999
79,026	Iowa	1979
79,023	Iowa	1985
79,022	Michigan	1975
79,015	Colorado	1995
78,986	Purdue	1978
78,973	Ohio State	1981
78,964	Penn State	1998
78,911	Michigan	1974
78,907	Iowa	1995
78,902	Northwestern	1975
78,883	UCLA	1979

Season tickets sold during the Alvarez era

1990	not available
1991	not available
1992	31,488 (including 5,322 for students)
1993	41,585 (including 11,859 for students)
1994	58,121 (including 13,700 for students)
1995	61,971 (including 12,463 for students)
1996	57,753 (including 9,328 for students)
1997	60,060 (including 9,964 for students)
1998	60,541 (including 11,028 for students)
1999	59,373 (including 11,541 for students)

Average Home Attendance

Year	Average	Year	Average
1921	11,962	1931	15,068
1922	11,075	1932	16,344
1923	16,387	1933	13,579
1924	14,592	1934	20,666
1925	15,118	1935	15,889
1926	19,228	1936	19,117
1927	18,512	1937	24,121
1928	29,334	1938	31,731
1929	21,560	1939	23,726
1930	18,175	1940	26,277

Year	Average	Year	Average
1941	26,212	1972	70,454
1942	29,026	1973	60,400
1943	14,374	1974	71,630
1944	22,010	1975	73,962
1945	32,666	1976	70,898
1946	45,000	1977	72,682
1947	44,200	1978	71,443
1948	44,167	1979	73,979
1949	44,200	1980	71,360
1950	45,000	1981	71,640
1951	46,151	1982	71,060
1952	51,953	1983	69,787
1953	51,652	1984	74,681
1954	53,491	1985	71,613
1955	53,491	1986	68,052
1956	53,503	1987	59,256
1957	47,683	1988	49,297
1958	55,263	1989	41,734
1959	53,317	1990	51,027
1960	59,956	1991	49,676
1961	47,143	1992	61,378
1962	55,877	1993	75,507
1963	61,223	1994	77,328
1964	60,718	1995	78,222
1965	56,428	1996	77,949
1966	51,725	1997	77,880
1967	52,495	1998	77,428
1968	43,559	1999	78,081
1969	48,898		
1970	56,223		
1971	68,131		

NCAA Attendance Rank

Wisconsin has ranked among the nation's top 20 in attendance in each of the last eight seasons.


Year	Total	Avg.	Rank
1972	422,721	70,454	4th
1973	422,803	60,400	5th
1974	358,150	71,630	4th
1975	443,772	73,962	4th
1976	425,386	70,898	5th
1977	436,093	72,682	5th
1978	500,102	71,443	7th
1979	443,875	73,979	7th
1980	428,158	71,360	8th
1981	501,482	71,640	10th
1982	497,419	71,060	11th
1983	488,508	69,787	16th
1984	373,405	74,681	13th
1985	429,683	71,613	14th
1992	368,269	61,378	19th
1993	377,537	75,507	10th
1994	463,970	77,328	8th
1995	469,330	78,222	8th
1996	467,692	77,949	10th
1997	467,281	77,880	11th
1998	464,570	77,428	13th
1999	468,487	78,081	14th

Comeback Wins


Wisconsin Attendance

► Wisconsin's fourth-quarter comebacks in the modern era


Year	Opponent	Trailed	Winning Play	Time	Final
1999	@ Minnesota	14-17	Vitaly Pisetsky 31 FG	overtime	20-17
1998	San Diego State	13-14	Mike Samuel 47 run	11:56	26-14
1998	@ Indiana	17-20	Ron Dayne 4 run	10:53	24-20
1997	@ Minnesota	13-21	Ron Dayne 1 run	07:40	22-21
1997	@ Northwestern	23-25	Matt Davenport 48 FG	00:06	26-25
1997	Indiana	24-26	Matt Davenport 43 FG	00:06	27-26
1997	Boise State	21-24	Mike Samuel 12 run	00:49	28-24
1993	@ SMU	10-16	J.C. Dawkins 25 pass from Darrell Bevell	06:28	24-16
1992	Northern Illinois	3-17	Brent Moss 11 run	02:09	18-17
1992	Purdue	9-16	Rich Thompson 49 FG	00:38	19-16
1987	Ohio State	23-24	Todd Gregoire 41 FG	10:49	26-24
1985	UNLV	20-23	Todd Gregoire 20 FG	03:38	26-23
1984	@ Missouri	7-28	Marck Harrison 21 run	05:18	35-34
1983	@ Purdue	28-31	Randy Wright 8 run	06:43	35-31
1982	@ Purdue	23-31	Jim Melka 32 punt blocked return	00:30	35-31
1981	Purdue	0-7	Dave Mohapp 5 run	10:40	20-14
1981	@ Minnesota	20-21	Michael Jones 7 pass from Randy Wright	01:05	26-21
1978	Oregon	7-19	Kevin Cohee 4 run	01:32	22-19
1976	@Northwestern	21-25	Larry Canada 1 run	00:12	28-25
1975	@Purdue	6-14	Vince Lamia 40 FG	00:05	17-14
1974	Nebraska	7-17	Jeff Mack 77 pass from Gregg Bohlig	03:29	21-20
1973	Northwestern	29-34	Rodney Rhodes 5 pass from Gregg Bohlig	00:33	36-34
1972	Northwestern	7-14	Jeff Mack 51 pass from Rudy Steiner	09:18	21-14
1971	Purdue	7-10	Alan Thompson 3 run	00:09	14-10
1970	@Illinois	14-17	Al Hannah 5 pass from Neil Graff	10:20	29-17
1969	Iowa	0-17	Randall Marks 17 pass from Neil Graff	02:08	23-17
1966	Minnesota	0-6	Tom Schinke extra point kick (after Tom McAuley 3 pass from John Ryan)	13:02	7-6
1965	Iowa	7-13	Louis Jung 42 pass from Charles Burt	03:42	16-13
1963	@Notre Dame	7-9	Ralph Kurek 1 run	01:07	14-9
1962	Minnesota	7-9	Ralph Kurek 2 run	01:37	14-9
1960	Michigan	6-13	Jim Bakken 19 FG	01:58	16-13
1959	@Minnesota	3-7	Dale Hackbart 1 run	06:19	11-7
1954	Rice	6-7	Alan Ameche 1 run	00:50	13-7
1954	@Illinois	7-14	Robert Gingrass 3 run	06:20	27-14
1953	Iowa	3-6	Harland Carl 38 pass from Jim Miller	07:55	10-6
1948	Illinois	14-16	Clarence Self 2 run	12:23	20-16



Mike Samuel won two games in his career with fourth-quarter runs.





Randy Wright's eight-yard run vs. Purdue in 1983 capped a 31-28 UW victory.



A one-yard run by Larry Canada with 0:12 remaining keyed a win at Northwestern in '76.

Opponents



► Western Michigan

Aug. 31, Camp Randall Stadium, Madison, Wis.

General Information

Location: Kalamazoo, MI
 Enrollment: 27,744
 Nickname: Broncos
 Colors: Brown & Gold
 Conference: Mid-American
 Facility: Waldo Stadium
 Capacity: 30,200

Coaching Staff

Head Coach: Gary Darnell
 Alma Mater: Oklahoma St. '70
 Office: (616) 387-8620
 At WMU: 22-12 (3 yrs.)
 Career: 25-16 (4 yrs.)

Assistants: Chuck Driesbach (Defensive Coordinator), Daniel Enos (Quarterbacks), Keith Flynn (Running Backs), Willie Mack Garza (Defensive Backs), Guy Holliday (Tight Ends), Jim Knowles (Defensive Line), Kyle Nystrom (Linebackers & Special Teams), Brian Rock (Offensive Coordinator & Receivers), Dave Voth (Offensive Line)

Bronco Outlook

1999 overall: 7-5
 1999 MAC: 6-2 (2nd)
 Offense: One back
 Defense: 4-3
 Lettermen returning / lost: 39/20
 Starters returning / lost: 11/11

Key returnees: SE Steve Neal, TB Robert Sanford, WR Corey Alston, LB Mario Evans, DE Scott Karstens, K Brad Selent
 Biggest losses: QB Tim Lester, TE Jake Moreland, DE Eric Bettys, DE Tom Rozema, DT Jeremy Johnson, SS William Reed, DB Eric Nunlee

Top returning runner: Robert Sanford (221-1,092, 8 TDs)
 Top returning passer: Jeff Welsh (3-5, 43 yards, 0 TDs)
 Top returning receiver: Steve Neal (74-1,113, 11 TDs)
 Top returning tackler: Mario Evans (62-45=107, 8 TFLs)

Series Record

All-time: UW leads 2-1
 At Madison: UW leads 2-1
 At Kalamazoo: never met

Series scores on page 242

Quick Info.

SID: Daniel Jankowski
 Assistant SID: Geoff Brown
 Office: (616) 387-4138
 Fax: (616) 387-4139
 Website:
www.wmubroncos.com



► Oregon

Sept. 9, Camp Randall Stadium, Madison, Wis.

General Information

Location: Eugene, OR
 Enrollment: 17,200
 Nickname: Ducks
 Colors: Green & Yellow
 Conference: Pacific-10
 Facility: Autzen Stadium
 Capacity: 41,698

Coaching Staff

Head Coach: Mike Bellotti
 Alma Mater: UC Davis '73
 Office: (541) 346-3825
 At Oregon: 39-20 (5 yrs.)
 Career: 62-45-2 (10 yrs.)

Assistants: Nick Aliotti (Defensive Coordinator & Outside Linebackers), Gary Campbell (Running Backs), Steve Greatwood (Defensive Line), Bob Gregory (Secondary), Tom Osborne (Tight Ends & Special Teams), Don Pellum (Inside Linebackers), Chris Petersen (Receivers), Jeff Tedford (Offensive Coordinator & Quarterbacks), Neal Zouboukos (Offensive Line)

Duck Outlook

1999 overall: 9-3
 1999 Pacific-10: 6-2 (T2nd)
 Offense: Multiple
 Defense: 4-3
 Lettermen returning / lost: 41/26
 Starters returning / lost: 9/13

Key returnees: RT Lee Gundy, WR Keenan Howry, RE Saul Patu, MLB Matt Smith, CB Rashad Bauman, P Kurtis Doerr
 Biggest losses: TB Reuben Droughns, WR Tony Hartley, OT Josh Beckett, DT Caleb Smith, OLB Dietrich Moore, K Nathan Villegas

Top returning runner: Allal Amundson (13-48, 1 TD)
 Top returning passer: A.J. Feeley (136-259, 1,951 yards, 14 TDs)
 Top returning receiver: Marshaun Tucker (32-481, 3 TDs)
 Top returning tackler: not available

Series Record

All-time: UW leads 2-0
 At Madison: UW leads 1-0
 At Eugene: UW leads 1-0

Series scores on page 242

Quick Info.

SID: David Williford
 Assistant SID: Geoff Thurner
 Office: (541) 346-5488
 Fax: (541) 345-0145
 Website:
www.goducks.com



'99 Results (7-5)

Sept. 4	at Florida	L	26-55
Sept. 11	Youngstown State	W	46-28
Sept. 18	at Missouri	L	34-48
Sept. 26	at No. Illinois	W	24-21
Oct. 2	Central Michigan	W	38-16
Oct. 9	at Eastern Mich.	W	40-37 ot
Oct. 16	Buffalo	W	45-17
Oct. 23	Ball State	W	28-0
Oct. 30	at Akron	W	24-10
Nov. 13	Marshall	L	17-31
Nov. 20	at Toledo	L	21-45
Dec. 3	vs. Marshall	L	30-34

2000 Schedule

Aug. 31	at Wisconsin
Sept. 9	at Iowa
Sept. 16	Indiana State
Sept. 23	Toledo
Sept. 30	Ohio
Oct. 5	at Marshall
Oct. 21	Northern Illinois
Oct. 28	at Kent
Nov. 4	at Ball State
Nov. 11	at Central Michigan
Nov. 18	Eastern Michigan

'99 Results (9-3)

Sept. 2	Michigan State	L	20-27
Sept. 11	Texas-El Paso	W	47-28
Sept. 18	Nevada	W	72-10
Sept. 25	USC	W	33-30 3 ot
Oct. 2	Washington	L	20-34
Oct. 9	UCLA	L	29-34
Oct. 23	Arizona	W	44-41
Oct. 30	Arizona State	W	20-17
Nov. 6	Washington State	W	52-10
Nov. 13	California	W	24-19
Nov. 20	Oregon State	W	25-14
Dec. 31	Minnesota	W	24-20

2000 Schedule

Sept. 2	Nevada
Sept. 9	at Wisconsin
Sept. 16	Idaho
Sept. 23	UCLA
Sept. 30	Washington
Oct. 14	at USC
Oct. 21	Arizona
Oct. 28	at Arizona State
Nov. 4	at Washington State
Nov. 11	California
Nov. 18	at Oregon State

► Cincinnati

Sept. 16, Camp Randall Stadium, Madison, Wis.

General Information

Location: Cincinnati, OH
 Enrollment: 35,000
 Nickname: Bearcats
 Colors: Red & Black
 Conference: Conference USA
 Facility: Nippert Stadium
 Capacity: 35,000

Coaching Staff

Head Coach: Rick Minter
 Alma Mater: Henderson St. '77
 Office: (513) 556-5986
 At Cincinnati: 27-39-1 (6 yrs.)
 Career: 27-39-1 (6 yrs.)

Assistants: Joe Daniels (Offensive Coordinator), Tyrone Dixon (Wide Receivers), Jeff Filkovski (Tight Ends), Greg Hudson (Linebackers), Amos Jones (Running Backs & Special Teams), Rick Smith (Defensive Coordinator), Mike Tomlin (Defensive Backs), Keith Willis (Defensive Line), Larry Zierlein (Offensive Line)

Bearcat Outlook

1999 overall: 3-8
 1999 Conference USA: 0-6 (9th)
 Offense: Pro set
 Defense: 4-3
 Lettermen returning / lost: 54/10
 Starters returning / lost: 18/4



Key returnees: C Doug Rosfeld, LB Eddie Johnson, QB Deontey Kenner, LB Troy Evans, FS DeJuan Gossett, DT Mario Monds, WR Tony Smikle
 Biggest losses: RB Robert Cooper, SS Tinker Keck, CB Jeff Burrow, CB Bobby Fuller

Top returning runner: Deontey Kenner (54-212, 6 TDs)
 Top returning passer: Deontey Kenner (208-379, 2,430 yards, 14 TDs)
 Top returning receiver: Tony Smikle (45-429, 3 TDs)
 Top returning tackler: Eddie Johnson (52-59=111, 7 TFLs)

Series Record

All-time: UW leads 2-1
 At Madison: UW leads 2-0
 At Cincinnati: UW trails 0-1

Series scores on page 240

'99 Results (3-8)

Sept. 4	Kent	W	41-3
Sept. 11	Troy State	L	24-31
Sept. 18	Wisconsin	W	17-12
Sept. 25	at Ohio State	L	20-34
Oct. 9	at Houston	L	20-23
Oct. 16	UAB	L	21-24
Oct. 23	at Southern Miss	L	20-28
Oct. 30	at Miami, Ohio	W	52-42
Nov. 6	Louisville	L	13-23
Nov. 13	at East Carolina	L	34-48
Nov. 20	Memphis	L	13-21

Quick Info.

SID: Tom Hathaway
 Assistant SID: Brian McCann
 Office: (513) 556-5191
 Fax: (513) 556-0619
 Website:
www.UCBearcats.com

► Northwestern

Sept. 23, Camp Randall Stadium, Madison, Wis.

General Information

Location: Evanston, IL
 Enrollment: 7,400
 Nickname: Wildcats
 Colors: Purple & White
 Conference: Big Ten
 Facility: Ryan Field
 Capacity: 47,130

Coaching Staff

Head Coach: Randy Walker
 Alma Mater: Miami (Ohio) '76
 Office: (847) 491-7274
 At Northwestern: 3-8 (1 yr.)
 Career: 62-43-5 (10 yrs.)

Assistants: Brad Bolinger (Defensive Backs), Jerry Brown (Defensive Coordinator), Howard Feggins (Wide Receivers), Jeff Genyk (Running Backs), Jack Glowik (Defensive Line), Aaron Kromer (Offensive Line), James Patton (Tight Ends & H-backs), Jay Peterson (Linebackers), Kevin Wilson (Offensive Coordinator & Quarterbacks)

Wildcat Outlook

1999 overall: 3-8
 1999 Big Ten: 1-7 (10th)
 Offense: Multiple I
 Defense: Multiple 4-3
 Lettermen returning / lost: 39/16
 Starters returning / lost: 16/6

Quick Info.

SID: Brad Hurlbut
 Assistant SID: Mike Mahoney
 Office: (847) 491-7503
 Fax: (847) 491-8818
 Website:
www.nusports.com



Key returnees: RB Damien Anderson, DB Harold Blackmon, LB Kevin Bentley, DE Dwayne Missouri
 Biggest losses: DT Jeff Dyra, TE Jay Tant, OL Mark Perry, DT Darryl Hodge, FB Ian Miller

Top returning runner: Damien Anderson (306-1,128, 3 TDs)
 Top returning passers: Nick Kreinbrink (60-158, 774 yards, 4 TDs); Zac Kustok (70-153, 741 yards, 3 TDs)
 Top returning receiver: Teddy Johnson (23-354, 4 TDs)
 Top returning tackler: Kevin Bentley (91-57=148, 10 TFLs)

Series Record

All-time: UW leads 53-29-5
 At Madison: UW leads 22-13-2
 At Evanston: UW leads 28-15-1
 At Chicago: tied 0-0-1
 At Milwaukee: UW leads 3-1-1

Series scores on page 242

'99 Results (3-8)

Sept. 4	Miami, Ohio	L	3-28
Sept. 11	TCU	W	17-7
Sept. 18	at Duke	W	15-12 ot
Sept. 25	at Purdue	L	23-31
Oct. 2	Minnesota	L	14-33
Oct. 9	at Indiana	L	17-34
Oct. 16	Iowa	W	23-21
Oct. 30	Wisconsin	L	19-35
Nov. 6	at Michigan	L	3-37
Nov. 13	Michigan State	L	0-34
Nov. 20	at Illinois	L	7-29

2000 Schedule

Sept. 2	Army
Sept. 9	Syracuse
Sept. 16	at Wisconsin
Sept. 23	at Indiana
Sept. 30	at Tulane
Oct. 7	Houston
Oct. 14	at Louisville
Oct. 29	Miami, Ohio
Nov. 4	UAB
Nov. 11	at Memphis
Nov. 18	Southern Miss

2000 Schedule

Aug. 31	Northern Illinois
Sept. 9	Duke
Sept. 16	at TCU
Sept. 23	at Wisconsin
Sept. 30	at Michigan State
Oct. 7	Indiana
Oct. 14	Purdue
Oct. 28	at Minnesota
Nov. 4	Michigan
Nov. 11	at Iowa
Nov. 18	Illinois

► Michigan

Sept. 30, Michigan Stadium, Ann Arbor, Mich.

General Information

Location: Ann Arbor, MI
 Enrollment: 37,197
 Nickname: Wolverines
 Colors: Maize & Blue
 Conference: Big Ten
 Facility: Michigan Stadium
 Capacity: 107,501

Coaching Staff

Head Coach: Lloyd Carr
 Alma Mater: No. Michigan '68
 Office: (734) 763-4422
 At Michigan: 49-13 (5 yrs.)
 Career: 49-13 (5 yrs.)

Assistants: Teryl Austin (Defensive Backs), Erik Campbell (Wide Receivers), Jim Herrmann (Defensive Coordinator & Linebackers), Brady Hoke (Defensive Line), Fred Jackson (Running Backs), Terry Malone (Offensive Line), Andy Moeller (Tackles & Tight Ends), Bobby Morrison (Special Teams), Stan Parrish (Offensive Coordinator & Quarterbacks)

Wolverine Outlook

1999 overall: 10-2
 1999 Big Ten: 6-2 (T2nd)
 Offense: Multiple
 Defense: Situational
 Lettermen returning / lost: 44/20
 Starters returning / lost: 12/10

Key returnees: RB Anthony Thomas, WR David Terrell, CB James Whitley, LT Jeff Backus, LG Steve Hutchinson

Biggest losses: QB Tom Brady, WR Marcus Knight, FB Aaron Shea, DL Rob Renes, LB James Hall, LB Ian Gold, FS Tommy Hendricks

Top returning runner: Anthony Thomas (301-1,297, 17 TDs)
 Top returning passer: Drew Henson (47-90, 546 yards, 3 TDs)
 Top returning receiver: David Terrell (71-1,038, 7 TDs)
 Top returning tackler: James Whitley (66-52=113, 7 TFLs)

Series Record

All-time: UW trails 10-44-1
 At Madison: UW trails 3-19
 At Ann Arbor: UW trails 6-24-1
 At Chicago: tied 1-1

Series scores on page 241

Quick Info.

SID: Bruce Madej
 Assistant SID: Jim Schneider
 Office: (734) 763-4423
 Fax: (734) 647-1188
 Website: <http://mgoblue.com>



► Ohio State

Oct. 7, Camp Randall Stadium, Madison, Wis.

General Information

Location: Columbus, OH
 Enrollment: 48,300
 Nickname: Buckeyes
 Colors: Scarlet & Gray
 Conference: Big Ten
 Facility: Ohio Stadium
 Capacity: 89,841

Coaching Staff

Head Coach: John Cooper
 Alma Mater: Iowa State '62
 Office: (614) 292-7620
 At Ohio State: 103-39-4 (12 yrs.)
 Career: 185-79-6 (23 yrs.)

Assistants: George Belu (Offensive Line), Bill Conley (Tight Ends), Jim Heacock (Defensive Tackles), Tim Salem (Quarterbacks & Wide Receivers), Shawn Simms (Defensive Ends), Tim Spencer (Running Backs), Chuck Stobart (Offensive Coordinator & Wide Receivers), Jon Tenuta (Defensive Coordinator & Defensive Backs), Brian Williams (Linebackers)

Buckeye Outlook

1999 overall: 6-6
 1999 Big Ten: 3-5 (8th)
 Offense: I formation
 Defense: 4-3
 Lettermen returning / lost: 40/17
 Starters returning / lost: 13/9

Key returnees: SE Reggie Germany, QB Steve Bellisari, FL Ken-Yon Rambo, DE Brent Johnson, TB Jonathan Wells, CB Nate Clements
 Biggest losses: LB Na'il Diggs, DB Gary Berry, DB Ahmed Plummer, RB Michael Wiley, FB Matt Keller

Top returning runner: Steve Bellisari (116-332, 2 TDs)
 Top returning passer: Steve Bellisari (101-224, 1,616 yards, 12 TDs)
 Top returning receiver: Reggie Germany (54-656, 1 TD)
 Top returning tackler: Nate Clements (76-14=90, 8 TFLs)

Series Record

All-time: UW trails 14-48-5
 At Madison: UW trails 9-21-2
 At Columbus: UW trails 5-27-3

Series scores on page 242

Quick Info.

SID: Steve Snapp
 Assistant SID: Pat Chun
 Office: (614) 292-6861
 Fax: (614) 292-8547
 Website: www.ohiostatebuckeyes.com



'99 Results (10-2)

Sept. 4	Notre Dame	W	26-22
Sept. 11	Rice	W	37-3
Sept. 18	at Syracuse	W	18-13
Sept. 25	at Wisconsin	W	21-16
Oct. 2	Purdue	W	38-12
Oct. 9	at Michigan State	L	31-34
Oct. 23	Illinois	L	29-35
Oct. 30	at Indiana	W	34-31
Nov. 6	Northwestern	W	37-3
Nov. 13	at Penn State	W	31-27
Nov. 20	Ohio State	W	24-17
Jan. 1	Alabama	W	35-34

2000 Schedule

Sept. 2	Bowling Green
Sept. 9	Rice
Sept. 16	at UCLA
Sept. 23	at Illinois
Sept. 30	Wisconsin
Oct. 7	at Purdue
Oct. 14	Indiana
Oct. 21	Michigan State
Nov. 4	at Northwestern
Nov. 11	Penn State
Nov. 18	at Ohio State

'99 Results (6-6)

Aug. 28	Miami, Fla.	L	12-23
Sept. 11	UCLA	W	42-20
Sept. 18	Ohio	W	40-16
Sept. 25	Cincinnati	W	34-20
Oct. 2	Wisconsin	L	17-42
Oct. 9	Purdue	W	25-22
Oct. 16	at Penn State	L	10-23
Oct. 23	at Minnesota	W	20-17
Oct. 30	Iowa	W	41-11
Nov. 6	at Michigan State	L	7-23
Nov. 13	Illinois	L	20-46
Nov. 20	at Michigan	L	17-24

2000 Schedule

Sept. 2	Fresno State
Sept. 9	at Arizona
Sept. 16	Miami, Ohio
Sept. 23	Penn State
Oct. 7	at Wisconsin
Oct. 14	Minnesota
Oct. 21	at Iowa
Oct. 28	at Purdue
Nov. 4	Michigan State
Nov. 11	at Illinois
Nov. 18	Michigan

► Michigan State

Oct. 14, Spartan Stadium, East Lansing, Mich.

General Information

Location: East Lansing, MI
Enrollment: 43,189
Nickname: Spartans
Colors: Green & White
Conference: Big Ten
Facility: Spartan Stadium
Capacity: 72,027

Coaching Staff

Head Coach: Bobby Williams
Alma Mater: Purdue '82
Office: (517) 355-2271
At Mich. St.: 1-0 (1 yr.)
Career: 1-0 (1 yr.)

Assistants: Mark Dantonio (Defensive Secondary), Brad Lawing (Defensive Line), Bill Miller (Defensive Coordinator), Reggie Mitchell (Running Backs), Pat Perles (Tight Ends & Special Teams), Bill Sheridan (Linebackers & Special Teams), Jeff Stoutland (Offensive Line), Donald Treadwell (Wide Receivers), Morris Watts (Offensive Coordinator & Quarterbacks)

Spartan Outlook

1999 overall: 10-2
1999 Big Ten: 6-2 (T2nd)
Offense: Pro set
Defense: 4-3
Lettermen returning / lost: 29/20
Starters returning / lost: 11/11

Key returnees: RG Shaun Mason, TE Chris Baker, MLB T.J. Turner, OLB Josh Thornhill, CB Renaldo Hill, P Craig Jarrett
Biggest losses: WR Plaxico Burress, QB Bill Burke, FL Gari Scott, TB Lloyd Clemons, RE Robaire Smith, OLB Julian Peterson, CB Amp Campbell, SS Aric Morris, K Paul Edinger

Top returning runner: T.J. Duckett (118, 606, 10 TDs)
Top returning passer: Ryan VanDyke (21-36, 393 yards, 4 TDs)
Top returning receiver: Chris Baker (38-391, 4 TDs)
Top returning tackler: Richard Newsome (54-38=92, 2 TFLs)

Series Record

All-time: UW trails 16-24
At Madison: UW trails 10-11
At East Lansing: UW trails 5-13
At Tokyo: UW leads 1-0

Series scores on page 241

'99 Results (10-2)

Sept. 2	Oregon	W	27-20
Sept. 11	Eastern Michigan	W	51-7
Sept. 18	at Notre Dame	W	23-13
Sept. 25	at Illinois	W	27-10
Oct. 2	Iowa	W	49-3
Oct. 9	Michigan	W	34-31
Oct. 16	at Purdue	L	28-52
Oct. 23	at Wisconsin	L	10-40
Nov. 6	Ohio State	W	23-7
Nov. 13	at Northwestern	W	34-0
Nov. 20	Penn State	W	35-28
Jan. 1	Florida	W	37-34

Quick Info.

SID: John Lewandowski
Assistant SID: TBA
Office: (517) 355-2271
Fax: (517) 381-9456
Website: www.msuspartans.com



► Purdue

Oct. 21, Camp Randall Stadium, Madison, Wis.

General Information

Location: West Lafayette, IN
Enrollment: 37,762
Nickname: Boilermakers
Colors: Old Gold & Black
Conference: Big Ten
Facility: Ross-Ade Stadium
Capacity: 67,332

Coaching Staff

Head Coach: Joe Tiller
Alma Mater: Montana St. '65
Office: (765) 494-3220
At Purdue: 25-12 (3 yrs.)
Career: 64-42-1 (9 yrs.)

Assistants: Jim Chaney (Offensive Coordinator & Offensive Line), Scott Downing (Running Backs & Special Teams), Gary Emanuel (Defensive Tackles), Ken Greene (Defensive Backs), Danny Hope (Offensive Line), Greg Olson (Quarterbacks), Brock Spack (Defensive Coordinator & Linebackers), Kevin Sumlin (Wide Receivers)

Boilermaker Outlook

1999 overall: 7-5
1999 Big Ten: 4-4 (T6th)
Offense: One-back
Defense: 4-3
Lettermen returning / lost: 37/20
Starters returning / lost: 13/9

Key returnees: QB Drew Brees, RG Chukky Okobi, RB Montrell Lowe, WR Vinny Sutherland, TE Tim Stratton, RE Akin Ayodele, WLB Jason Loerzel
Biggest losses: WR Chris Daniels, WR Randall Lane, FS Adrian Beasley, MLB Willie Fells, SLB Mike Rose, David Nugent, RT

Top returning runner: Montrell Lowe (173-841, 5 TDs)
Top returning passer: Drew Brees (337-554, 3,909 yards, 25 TDs)
Top returning receiver: Tim Stratton (49-593, 4 TDs)
Top returning tackler: Jason Loerzel (45-26=71, 7 TFLs)

Series Record

All-time: UW leads 38-27-8
At Madison: UW leads 21-10-5
At West Lafayette: UW trails 15-17-3

Series scores on page 242

'99 Results (7-5)

Sept. 4	at Central Florida	W	47-13
Sept. 11	Notre Dame	W	28-23
Sept. 18	Central Michigan	W	58-16
Sept. 25	Northwestern	W	31-23
Oct. 2	at Michigan	L	12-38
Oct. 9	at Ohio State	L	22-25
Oct. 16	Michigan State	W	52-28
Oct. 23	Penn State	L	25-31
Oct. 30	at Minnesota	W	33-28
Nov. 6	Wisconsin	L	21-28
Nov. 20	at Indiana	W	30-24
Jan. 1	Georgia	L	25-28 ot

Quick Info.

SID: Tom Schott
Assistant SID: Andrew Punzall
Office: (765) 494-3302
Fax: (765) 494-5447
Website: www.purduesports.com



2000 Schedule

Sept. 9	Marshall
Sept. 16	at Missouri
Sept. 23	Notre Dame
Sept. 30	Northwestern
Oct. 7	at Iowa
Oct. 14	Wisconsin
Oct. 21	at Michigan
Oct. 28	Illinois
Nov. 4	at Ohio State
Nov. 11	Purdue
Nov. 18	at Penn State

2000 Schedule

Sept. 2	Central Michigan
Sept. 9	Kent
Sept. 16	at Notre Dame
Sept. 23	Minnesota
Sept. 30	at Penn State
Oct. 7	Michigan
Oct. 14	at Northwestern
Oct. 21	at Wisconsin
Oct. 28	Ohio State
Nov. 11	at Michigan State
Nov. 18	Indiana

Iowa

Oct. 28, Kinnick Stadium, Iowa City, Iowa

General Information

Location: Iowa City, IA
 Enrollment: 28,705
 Nickname: Hawkeyes
 Colors: Old Gold & Black
 Conference: Big Ten
 Facility: Kinnick Stadium
 Capacity: 70,397

Coaching Staff

Head Coach: Kirk Ferentz
 Alma Mater: Connecticut '78
 Office: (319) 335-8945
 At Iowa: 1-10 (1 yr.)
 Career: 13-31 (4 yrs.)

Assistants: Ron Aiken (Defensive Line), Bret Bielema (Linebackers), Lester Erb (Wide Receivers & Special Teams), Carl Jackson (Running Backs), Reese Morgan (Tight Ends), Ken O'Keefe (Offensive Coordinator & Quarterbacks), Norm Parker (Defensive Coordinator & Outside Linebackers), Phil Parker (Defensive Backs), Joe Philbin (Offensive Line)

Hawkeye Outlook

1999 overall: 1-10
 1999 Big Ten: 0-8 (11th)
 Offense: Multiple
 Defense: 4-3
 Lettermen returning / lost: 38/17
 Starters returning / lost: 13/9

Key returnees: RB Ladell Betts, DL Anthony Herron, P Jason Baker, WR Kevin Kasper, QB Scott Mullen, DL Aaron Kampman
 Biggest losses: TE Zeron Flemister, FS Matt Bowen, DB Tarig Holman, WR Bashir Yamini, RB Rob Thein

Top returning runner: Ladell Betts (189-857, 5 TDs)
 Top returning passer: Scott Mullen (126-226, 1,415 yards, 5 TDs)
 Top returning receiver: Kevin Kasper (60-664, 3 TDs)
 Top returning tackler: Aaron Kampman (64-39=103, 1 TFLs)

Series Record

All-time: UW leads 37-36-2
 At Madison: UW leads 24-15-1
 At Iowa City: UW trails 13-21-1

Series scores on page 240

Quick Info.

SID: Phil Haddy
 Assistant SID: Steve Roe
 Office: (319) 335-9411
 Fax: (319) 335-9417
 Web: www.hawkeye-sports.com



Minnesota

Nov. 4, Camp Randall Stadium, Madison, Wis.

General Information

Location: Minneapolis, MN
 Enrollment: 39,595
 Nickname: Golden Gophers
 Colors: Maroon & Gold
 Conference: Big Ten
 Facility: Humphrey Metrodome
 Capacity: 63,669

Coaching Staff

Head Coach: Glen Mason
 Alma Mater: Ohio State '72
 Office: (612) 624-6004
 At Minnesota: 16-19 (3 yrs.)
 Career: 75-83-1 (14 yrs.)

Assistants: Vic Adamle (Running Backs), Mitch Browning (Co-Offensive Coordinator, Tight Ends & Tackles), David Gibbs (Defensive Coordinator & Secondary), Tony Petersen (Co-Offensive Coordinator & Quarterbacks), Joker Phillips (Wide Receivers), Gordon Shaw (Defensive Line), Jared Smith (Guards & Centers), Mark Snyder (Defensive Ends), Steve Stripling (Linebackers)

Golden Gopher Outlook

1999 overall: 8-4
 1999 Big Ten: 5-3 (T4th)
 Offense: Multiple
 Defense: 4-3
 Lettermen returning / lost: 37/19
 Starters returning / lost: 13/9

Key returnees: WR Ron Johnson, C Ben Hamilton, DL Karon Riley, DL John Schlecht, LB Ben Mezera, CB Willie Middlebrooks
 Biggest losses: DB Tyrone Carter, WR Luke Levenson, QB Billy Cockerham, RB Thomas Hamner, DL Dyrone Russ, DL John Michals

Top returning runner: Antoine Henderson (6-105, 0 TDs)
 Top returning passer: Andy Persby (7-14, 105 yards, 1 TD)
 Top returning receiver: Ron Johnson (43-574, 7 TDs)
 Top returning tackler: Delvin Jones (79-27=106, 0 TFLs)

Series Record

All-time: UW trails 44-57-8
 At Madison: UW leads 26-22-6
 At Minneapolis: UW trails 18-35-2

Series scores on page 241

Quick Info.

SID: TBA
 Assistant SIDs: Bill Crumley & Brad Rutter
 Office: (612) 625-4090
 Fax: (612) 625-0539
 Website: www.gophersports.com



'99 Results (1-10)

Sept. 4	Nebraska	L	7-42
Sept. 11	at Iowa State	L	10-17
Sept. 18	No. Illinois	W	24-0
Oct. 2	at Michigan State	L	3-49
Oct. 9	Penn State	L	7-31
Oct. 16	at Northwestern	L	21-23
Oct. 23	Indiana	L	31-38
Oct. 30	at Ohio State	L	11-41
Nov. 6	Illinois	L	24-40
Nov. 13	at Wisconsin	L	3-41
Nov. 20	Minnesota	L	21-25

2000 Schedule

Aug. 26	at Kansas State
Sept. 9	Western Michigan
Sept. 16	Iowa State
Sept. 23	at Nebraska
Sept. 30	at Indiana
Oct. 7	Michigan State
Oct. 14	at Illinois
Oct. 21	Ohio State
Oct. 28	Wisconsin
Nov. 4	at Penn State
Nov. 11	Northwestern
Nov. 18	at Minnesota

'99 Results (8-4)

Sept. 4	Ohio	W	33-7
Sept. 11	La.-Monroe	W	35-0
Sept. 18	Illinois State	W	55-7
Oct. 2	at Northwestern	W	33-14
Oct. 9	Wisconsin	L	17-20 ot
Oct. 16	at Illinois	W	37-7
Oct. 23	Ohio State	L	17-20
Oct. 30	Purdue	L	28-33
Nov. 6	at Penn State	W	24-23
Nov. 13	Indiana	W	44-20
Nov. 20	at Iowa	W	25-21
Dec. 31	Oregon	L	20-24

2000 Schedule

Sept. 2	Louisiana-Monroe
Sept. 9	Ohio
Sept. 16	at Baylor
Sept. 23	at Purdue
Sept. 30	Illinois
Oct. 7	Penn State
Oct. 14	at Ohio State
Oct. 21	at Indiana
Oct. 28	Northwestern
Nov. 4	at Wisconsin
Nov. 11	Iowa

► Indiana

Nov. 11, Memorial Stadium, Bloomington, Ind.

General Information

Location: Bloomington, IN
Enrollment: 36,000
Nickname: Hoosiers
Colors: Cream & Crimson
Conference: Big Ten
Facility: Memorial Stadium
Capacity: 52,354

Coaching Staff

Head Coach: Cam Cameron
Alma Mater: Indiana '83
Office: (812) 855-9618
At Indiana: 10-23 (3 yrs.)
Career: 10-23 (3 yrs.)

Assistants: James Bell (Defensive Coordinator & Defensive Backs), Ron Burton (Linebackers), Ted Daisher (Defensive Line), Marty Fine (Tight Ends), Dick Flynn (Outside Linebackers), Hal Hunter (Offensive Coordinator & Offensive Line), Pete Schmidt (Quarterbacks), Anthony Thompson (Running Backs), T.J. Weist (Wide Receivers)

Hoosier Outlook

1999 overall: 4-7
1999 Big Ten: 3-5 (T9th)
Offense: multiple formations
Defense: multiple fronts
Lettermen returning / lost: N/A
Starters returning / lost: 16/6



Key returnees: QB Antwaan Randle El, RB Levrone Williams, WR Jerry Dorsey, TE Craig Osika, K Andy Payne, SLB Justin Smith
Biggest losses: LT Pita Elisara, DE Adewale Ogunleye, FS Mike McGrath, C Chad Miller

Top returning runner: Levrone Williams (118-817, 4 TDs)
Top returning passer: Antwaan Randle El (150-279, 2,277 yards, 17 TDs)
Top returning receiver: Versie Gaddis (35-633, 3 TDs)
Top returning tackler: Justin Smith (64-25=89, 4 TFLs)

Series Record

All-time: UW leads 30-16-2
At Madison: UW leads 18-6-1
At Bloomington: UW leads 12-9-1
At Indianapolis: UW trails 0-1

Series scores on page 240

'99 Results (4-7)

Sept. 4	Ball State	W	21-9
Sept. 11	North Carolina	L	30-42
Sept. 18	Kentucky	L	35-44
Sept. 25	at Penn State	L	24-45
Oct. 2	Illinois	W	34-31 ot
Oct. 9	Northwestern	W	34-17
Oct. 16	at Wisconsin	L	0-59
Oct. 23	at Iowa	W	38-31
Oct. 30	Michigan	L	31-34
Nov. 13	at Minnesota	L	20-44
Nov. 20	Purdue	L	24-30

Quick Info.

SID: Kit Klingelhoffer
Assistant SID: Todd Starowitz
Office: (812) 855-9618
Fax: (812) 855-9321
Website: www.athletics.indiana.edu

► Hawaii

Nov. 25, Aloha Stadium, Honolulu, Hawaii

General Information

Location: Honolulu, Hawaii
Enrollment: 18,000
Nickname: Rainbow Warriors
Colors: Green & White
Conference: WAC
Facility: Aloha Stadium
Capacity: 50,000

Coaching Staff

Head Coach: June Jones
Alma Mater: N.Y. State Regents
Office: (808) 956-6508
At Hawaii: 9-4 (1 yr.)
Career: 9-4 (1 yr.)

Assistants: Mike Cavanaugh (Offensive Line), Ron Lee (Wide Receivers), Kevin Lempa (Defensive Coordinator), George Lumpkin (Linebackers), Dennis McKnight (Special Teams), Rich Miano (Secondary), Dan Morrison (Quarterbacks), Vantz Singletary (Defensive Line), Wes Suan (Running Backs)

Warrior Outlook

1999 overall: 9-4
1999 WAC: 5-2 (T1st)
Offense: Run-and-shoot
Defense: 4-3
Lettermen returning / lost: 49/22
Starters returning / lost: 12/10



Key returnees: RB Avion Weaver, DB Dee Miller, WR Jamal Garland, WR Channon Harris, LB, Robert Kemfort, WR Craig Stutzmann, OL Manly Kanoa
Biggest losses: QB D. Robinson, OT Adrian Klemm, OT Kaulanu Noa, WR Dan Carter

Top returning runner: Avion Weaver (114-645, 4 TDs)
Top returning passer: Mike Harrison (9-20, 91 yards, 0 TDs)
Top returning receiver: Craig Stutzmann (63-658, 8 TDs)
Top returning tackler: Dee Miller (29-53=82, 1 TFL)

Series Record

All-time: UW leads 2-1
At Madison: UW leads 1-0
At Honolulu: tied 1-1

Series scores on page 240

'99 Results (9-4)

Sept. 4	USC	L	7-62
Sept. 11	Eastern Illinois	W	31-27
Sept. 18	Boise State	W	34-19
Sept. 25	at SMU	W	20-0
Oct. 2	UTEP	W	33-3
Oct. 9	Rice	L	19-38
Oct. 23	at Tulsa	W	35-21
Oct. 29	TCU	L	14-34
Nov. 6	at San Jose State	W	62-41
Nov. 13	Fresno State	W	31-24 ot
Nov. 20	Navy	W	48-41
Nov. 27	Washington State	L	14-22
Dec. 25	Oregon State	W	23-17

2000 Schedule

Sept. 9	North Carolina State
Sept. 16	at Kentucky
Sept. 23	Cincinnati
Sept. 30	Iowa
Oct. 7	at Northwestern
Oct. 14	at Michigan
Oct. 21	Minnesota
Oct. 28	Penn State
Nov. 4	at Illinois
Nov. 11	Wisconsin
Nov. 18	at Purdue

2000 Schedule

Sept. 9	Portland State
Sept. 23	at UTEP
Sept. 30	Tulsa
Oct. 7	at TCU
Oct. 14	SMU
Oct. 21	at Rice
Oct. 28	San Jose State
Nov. 4	at Fresno State
Nov. 11	Nevada
Nov. 18	Louisiana Tech
Nov. 25	Wisconsin
Dec. 2	UNLV

Composite Big Ten Schedule

► August 26

Iowa vs. Kansas State
(Eddie Robinson Classic)

► August 31

Western Michigan at Wisconsin

► September 2

Middle Tennessee St. at Illinois
Bowling Green at Michigan
La.-Monroe at Minnesota
No. Illinois at Northwestern
Fresno State at Ohio State
Toledo at Penn State
Central Michigan at Purdue

► September 9

Illinois at San Diego State
North Carolina State at Indiana
Western Michigan at Iowa
Rice at Michigan
Marshall at Michigan State
Ohio at Minnesota
Duke at Northwestern
Ohio State at Arizona
Louisiana Tech at Penn State
Kent at Purdue
Oregon at Wisconsin

► September 16


California at Illinois
Indiana at Kentucky
Iowa State at Iowa
Michigan at UCLA
Michigan State at Missouri
Minnesota at Baylor
Northwestern at TCU
Miami, Ohio at Ohio State
Penn State at Pitt
Purdue at Notre Dame
Cincinnati at Wisconsin

► September 23


Michigan at Illinois
Cincinnati at Indiana
Iowa at Nebraska
Notre Dame at Michigan State
Minnesota at Purdue
Northwestern at Wisconsin
Penn State at Ohio State

► September 30

Illinois at Minnesota
Iowa at Indiana
Wisconsin at Michigan
Northwestern at Michigan State
Purdue at Penn State



Matt Unertl



Mike Solwold

► October 7

Indiana at Northwestern
Michigan State at Iowa
Michigan at Purdue
Penn State at Minnesota
Ohio State at Wisconsin

► October 14

Iowa at Illinois
Indiana at Michigan
Wisconsin at Michigan State
Minnesota at Ohio State
Purdue at Northwestern

► October 21

Illinois at Penn State
Minnesota at Indiana
Ohio State at Iowa
Michigan State at Michigan
Purdue at Wisconsin

► October 28

Illinois at Michigan State
Penn State at Indiana
Wisconsin at Iowa
Northwestern at Minnesota
Ohio State at Purdue

► November 4

Indiana at Illinois
Iowa at Penn State
Michigan at Northwestern
Michigan State at Ohio State
Minnesota at Wisconsin

► November 11

Ohio State at Illinois
Wisconsin at Indiana
Northwestern at Iowa
Penn State at Michigan
Purdue at Michigan State

► November 18

Illinois at Northwestern
Indiana at Purdue
Iowa at Minnesota
Michigan at Ohio State
Michigan State at Penn State

► November 25

Wisconsin at Hawaii

Who doesn't play in 2000?

Here is a list of the Big Ten schools that do not face each other in 2000.

Illinois: Purdue and Wisconsin
Indiana: Michigan State and Ohio State
Iowa: Michigan and Purdue
Michigan: Iowa and Minnesota
Michigan State: Indiana and Minnesota
Minnesota: Michigan and Michigan State
Northwestern: Ohio State and Penn State
Ohio State: Indiana and Northwestern
Penn State: Northwestern and Wisconsin
Purdue: Illinois and Iowa
Wisconsin: Illinois and Penn State

2000 Bowl Championship Series

► 2000 Bowl Lineup

Bowl	Date	Time	Site	Participants
Axa/Equitable Liberty	Dec. 29	5 p.m.	Memphis, Tenn.	Mountain West vs. Conf. USA
Chick-Fil-A Peach	Dec. 30	5 p.m.	Atlanta, Ga.	SEC vs. ACC
cucial.com Humanitarian	Dec. 28	1 p.m.	Boise, Idaho	WAC vs. Big West
Culligan Holiday	Dec. 29	8 p.m.	San Diego, Calif.	Big 12 vs. Pac-10
EASPORTS Las Vegas	Dec. 21	5 p.m.	Las Vegas, Nev.	Mountain West vs. At-Large
FedEx Orange	Jan. 3	8 p.m.	Miami, Fla.	Bowl Championship Series
galleryfurniture.com	Dec. 27	6 or 8 p.m.	Houston, Texas	Big 12 vs. Conf. USA
HomePoint.com Music City	Dec. 29	1 p.m.	Nashville, Tenn.	SEC vs. Big East or Notre Dame
Insight.com	Dec. 28	6 p.m.	Phoenix, Ariz.	Big 12 vs. Big East or Notre Dame
Jeep Aloha Classic (game 1)	Dec. 24	8:30 p.m.	Honolulu, Hawaii	Pac-10 vs. Big East or Notre Dame
Jeep Aloha Classic (game 2)	Dec. 25	3:30 p.m.	Honolulu, Hawaii	Pac-10 vs. Big East or Notre Dame
Micron/PC	Dec. 28 or 30	7:30 p.m.	Miami, Fla.	Big Ten vs. ACC
Mobile Alabama	Dec. 20	7:30 p.m.	Mobile, Ala.	Conf. USA vs. WAC
Motor City	Dec. 27	1:30 p.m.	Pontiac, Mich.	MAC vs. At-Large
Nokia Sugar	Jan. 2	8 p.m.	New Orleans, La.	Bowl Championship Series
ourhouse.com Florida Citrus	Jan. 1	1 p.m.	Orlando, Fla.	Big Ten vs. SEC
Outback Bowl	Jan. 1	11 a.m.	Tampa, Fla.	SEC vs. Big Ten
Rose Bowl <i>as presented by AT&T</i>	Jan. 1	5 p.m.	Pasadena, Calif.	Bowl Championship Series
Sanford Independence	Dec. 31	8:30 p.m.	Shreveport, La.	SEC vs. Big 12
Silicon Valley Classic	Dec. 31	6:30 p.m.	San Jose, Calif.	WAC vs. At-Large
Southwestern Bell Cotton	Jan. 1	11 a.m.	Dallas, Texas	Big 12 vs. SEC
Sylvania Alamo	Dec. 30	7:30 p.m.	San Antonio, Texas	Big 12 vs. Big Ten
Tostitos Fiesta	Jan. 1	8 p.m.	Tempe, Ariz.	Bowl Championship Series
Toyota Gator	Jan. 1	12:30 p.m.	Jacksonville, Fla.	ACC vs. Big East or Notre Dame
Wells Fargo Sun	Dec. 29	2:15 p.m.	El Paso, Texas	Big Ten vs. Pac-10

All times are Eastern Time Zone.

The Bowl Championship Series

Starting in 1999, the Bowl Championship Series (BCS) determined the Division I-A national champion in football.

- Two years ago, Tennessee defeated Florida State 23-16 in the Fiesta Bowl to win the title.
- Last season, Florida State beat Virginia Tech 46-29 in the Sugar Bowl to claim the national championship.

The BCS consists of the Rose Bowl as presented by AT&T, Nokia Sugar Bowl, Tostitos Fiesta Bowl and the FedEx Orange Bowl. The conferences with automatic berths include the Atlantic Coast, Big East, Big Ten, Big 12, Pac-10 and Southeastern Conferences.

The Bowl Championship Series differs from the original Bowl Alliance in that it guarantees a matchup between college football's top two teams in a true national championship game on a yearly basis.

The BCS also notes the importance of regional consideration regarding team selections. Specifically, the Rose Bowl will continue to host the Big Ten and Pac-10 champions in those years the Rose Bowl does not have the national championship game or those leagues' champs are not No. 1 or No. 2.

Other "regional" tie-ins include the SEC champion in the Sugar Bowl, the ACC or Big East champ in the Orange Bowl and the Big 12 champ in the Fiesta Bowl.

Bowl Championship Series Schedule

2001 Bowl Season

Date	Time	Bowl
January 1st	5 p.m.	Rose Bowl
January 1st	8:30 p.m.	Fiesta Bowl
January 2nd	8 p.m.	Sugar Bowl
January 3rd	8 p.m.	Orange Bowl*

2002 Bowl Season

Date	Time	Bowl
January 1st	5 p.m.	Fiesta Bowl
January 1st	8:30 p.m.	Sugar Bowl
January 2nd	8 p.m.	Orange Bowl
January 3rd	8 p.m.	Rose Bowl*

* National championship game (No. 1 vs. No. 2)

Wisconsin's Future Opponents

► 2001

Aug. 25	Eddie Robinson Classic
Sept. 1	at Oregon
Sept. 8	Fresno State
Sept. 15	Western Kentucky
Sept. 22	at Penn State
Oct. 6	Indiana
Oct. 13	at Ohio State
Oct. 20	at Illinois
Oct. 27	Michigan State
Nov. 3	Iowa
Nov. 17	Michigan
Nov. 24	at Minnesota

Home games in boldface.

► 2002


Aug. 31	at UNLV
Sept. 7	West Virginia
Sept. 14	Northern Illinois
Sept. 21	Arizona
Oct. 5	Penn State
Oct. 12	at Indiana
Oct. 19	Ohio State
Oct. 26	at Michigan State
Nov. 2	at Iowa
Nov. 9	Illinois
Nov. 16	at Michigan
Nov. 23	Minnesota

Home games in boldface.

► 2003



Aug. 30	at West Virginia
Sept. 6	Akron
Sept. 13	UNLV
Sept. 20	North Carolina
Sept. 27	at Illinois
Oct. 4	at Penn State
Oct. 11	Ohio State
Oct. 18	Purdue
Oct. 25	at Northwestern
Nov. 8	at Minnesota
Nov. 15	Michigan State
Nov. 22	Iowa

Home games in boldface.



Quarterback Brooks Bollinger scores on a two-yard run vs. Iowa in the Badgers' 41-3 victory in the 2000 regular-season finale. Bollinger gained a career-best 113 yards rushing in the game.

Media



Badger Almanac



Nebraska linebacker Barry Alvarez (33) returns an interception 25 yards in a 31-3 Cornhusker victory over Wisconsin at Camp Randall Stadium in 1966.

► Address

The address for the Wisconsin Sports Information Office is 1440 Monroe Street, Madison, WI 53711. The SID office is located at the north-east side of Camp Randall Stadium. The SID office phone number is 608-262-1811 and the fax number is 608-262-8184.

► Alvarez vs. Wisconsin

Coach Barry Alvarez was a linebacker for the Nebraska teams that played Wisconsin in 1965 and 1966. In the 1966 contest, Alvarez intercepted a John Ryan pass at the Nebraska 28-yard line and returned it 25 yards. Nebraska won both games — 37-0 (in '65) and 31-3 ('66) — in which Alvarez participated.

► Ameche, Alan

Born in Italy as Lino Dante Ameche, the future Heisman Trophy winner changed his name to Alan at age 16. Lino, in his mind, was not rugged enough.

Widely respected for his strength as a youth, he won the light heavyweight Golden Gloves novice boxing championship of Kenosha by default. All of his rivals dropped out after learning Ameche had entered the tournament.

During his college recruitment, he

was being heavily pressured to attend Notre Dame by Fred Miller, the philanthropic owner of Milwaukee's Miller Brewing Company. Wisconsin partisans, however, threatened a boycott against the buying and consumption of Miller beer if Ameche attended Notre Dame. Under threat of boycott, Miller backed off and Ameche signed with Wisconsin.

In 1953, when rule changes made it necessary for him to be an all-purpose player, Ameche played defense with such ferocity that he ended up playing 55 minutes or more in each game, prompting a nickname, "The Iron Horse."

Ameche, drafted by Baltimore, eventually turned down a lucrative offer to join the pro wrestling tour and signed with the Colts. He led the NFL in rushing his first season and was named Rookie of the Year.

Ameche died following heart surgery in 1988 at the age of 55.

► Artificial turf

The artificial turf at Camp Randall Stadium was first installed in 1968. Wisconsin was the second school in the nation to install Tartan Turf, which was designed by the 3M Company. The \$210,000 project was funded by the UW Parking and Transportation Board in exchange for permission to convert practice fields on the north end of Camp Randall into a 500-car parking

lot. The initial artificial playing surface turned black in some areas when the green fiber tips broke off, so 3M sprayed the field green for the 1969 season. Camp Randall Stadium's playing surface was most recently replaced prior to Wisconsin's 1998 Big Ten championship season. At the same time, the school replaced the surface in the McClain Athletic Center, too. The new turf features yard lines and field markings that are sewn in to the turf.

► Badger nickname

The team's nickname, "Badgers," was borrowed from the state of Wisconsin. The territory was dubbed the "Badger State," not because of animals in the region, but rather an association with lead miners in the 1820s. Prospectors came to the state looking for minerals. Without shelter in the winter, the miners had to "live like badgers" in tunnels burrowed into hillsides.

► Bakken, Jim

Wisconsin's special events coordinator played 17 years in the NFL for St. Louis, setting almost all of the team's placekicking records and retiring as the team's all-time leading scorer. He set NFL records in '70 converting seven of nine field goals in a 28-14 win over Pittsburgh. Bakken was selected by the Los Angeles Rams in the 1962 draft by general manager Elroy Hirsch.

► Band caps

When a Badger team wins an athletic contest, members of the band turn their hats around and wear them backwards. The practice started in the 1920s to symbolize the band looking back at the victory in days when they marched out with the departing crowd.

► Bucky Badger

Badgers in various forms have been recognized as the school mascot for decades. The version currently known as Bucky, sporting a cardinal and white letter sweater, was first drawn in 1940 by artist Art Evans. At that time, the badger went by names like Benny,



Buddy, Bernie, Bobby and Bouncey. Art Lentz, the department's publicity director, had the idea to bring the mascot to life.

The original badger mascot was too vicious to control. On more than one occasion, the live badger escaped handlers before a sideline hero recaptured the animal with a flying tackle. It was decided in the interest of fan and player safety that Wisconsin's mascot be retired to the Madison Zoo. The Badger Yearbook replaced the live badger with a small raccoon named Regdab (badger backwards) and passed it off as a "badger in a raccoon coat."

In 1949, a student in the university's art department, Connie Conrad, was commissioned to mold a paper-mache badger head. Gymnast and cheerleader, Bill Sagal, of Plymouth, Wis., was directed by homecoming chair Bill Sachse, to wear the outfit at the homecoming game. A contest was staged to name the popular mascot. The winner was Buckingham U. Badger, or Bucky. The name apparently came from the lyrics in a song which encouraged the football team to "buck right through that line."

Bucky Badger has persevered through the years, even surviving a threat by then assistant attorney gener-

al, Howard Koop, in 1973. He suggested that Bucky be replaced by Henrietta Holstein, a loveable cow. Koop argued that "kids love cows. A generation could grow up supporting the university and Henrietta Holstein." Koop's effort to overthrow Bucky failed.

Bucky even survived a cameo appearance by former *Sports Illustrated* writer Rick Telander. In preparation for a book about the athletic department, Telander wore Bucky's costume at a '91 volleyball game. Telander overcame "terminal claustrophobia" in his first and last appearance as Bucky.

► Bud song

An integral part of any Wisconsin band performance is the playing of the Bud song. The tune is a spinoff of the song "You've Said It All," a jingle with words and music originally written by Steve Karmen for Budweiser beer commercials. Copyrighted by Sandlee Publishing Corporation in 1970, the song has become legendary at the University because of its polka-like rhythm. Band director Michael Leckrone said the song's popularity got started at a 1975 hockey game. "The crowd wanted to hear a polka," he said. "I didn't have any polkas. We had, just by accident, this beer commercial in the tunes we play. I told the band if we substituted the word 'Wisconsin' for 'Budweiser' it would work."

Leckrone said the song became a football tradition after a 1978 come-from-behind victory over Oregon. "Wisconsin was behind by three touchdowns, and the crowd was really dead. I played the song to get everyone pepped up. About 20 seconds after that, Wisconsin scored a TD. I played it again, and Wisconsin scored another touchdown. From then on, the band could never play enough 'Bud,'" said Leckrone.

► Colors

The University of Wisconsin Athletic Department's official colors are Cardinal and White. PMS 200 is the designated color of the cardinal.

► Fifth quarter

The Wisconsin band has become nationally famous for its post-game celebration called the Fifth Quarter. Win or lose, fans sing, dance and cheer with the band as they play traditional favorites, like "On, Wisconsin" and the Bud song. Originally, the post-game concert was designed to give the fans something to listen to on their way out of the stadium, but it developed into a post-game party as the band built in audience participation activities.

► Hard Rocks

The 1951 Wisconsin defense, known as the "Hard Rocks," led the country in total defense (154.8 per game) and was second in rushing defense (66.8). That defense allowed only 5.9 points per game and actually outscored the opponents 58-53 for the season. The defense was so terrorizing that the athletic department received a letter from one fan asking Wisconsin to "punt on first down" so he could see more of the defensive platoon.

Eight of the nine seniors on the "Hard Rocks" scored in their careers. The ninth, Bill Lane, came close. With Indiana backed up deep in its own territory for a punt, the seniors told Lane they would refrain from rushing in order to form a wedge, or "meatchopper," for him to run behind and score. Much to the seniors' dismay, freshman Don Voss missed the call and blocked the punt.

After the season, the defensive platoon challenged the offense in a charity game with one interesting twist. The offensive team could have the ball all the time, since the defense felt it could outscore its opponents even without the ball.

► Hirsch, Crazylegs

Though he only played one year at UW, Elroy Hirsch's legacy grew through 18 years as athletic director and many more as a goodwill ambassador.

Hirsch was first tagged "Crazylegs" on Sept. 26, 1942, after a 60-yard touch-

down run vs. Notre Dame prompted a local writer to say, "His crazy legs were gyrating." After leaving Wisconsin, he starred for nine seasons with the Los Angeles Rams.

During those days in L.A., he kept busy by making three movies, including "Crazylegs, All-American" in which he portrayed himself. After retiring as a player, he worked in the Rams' front office before returning to Madison as athletic director from 1969-1987.


His No. 40, the number he wore at every stop in his football career but one, is retired at Wisconsin. Because of a mandatory league numbering system he wore No. 80 (double-40) for the Chicago Rockets, but had the No. 40 stitched on the inside of his jersey.

► Law students

At the annual homecoming game, graduating law students throw canes over the crossbar of the goal post in a pre-game ceremony. If students catch their cane, legend claims they will win their first case. If the cane is dropped, the case will be lost. The custom originated at Harvard and came to the UW-Madison in 1910.

► Marek, Billy

The three-time, first-team, all-Big Ten running back wasn't recruited to play high school football because he had Osgood Slaughter disease (a knee ailment that affected teenagers).



The 5-foot-8 Marek carried the ball only once as a freshman at the UW, then put together three consecutive 1,200-yard seasons. In danger of falling shy of 1,000 yards in 1974 after missing



nearly three full games with injuries, Marek rushed for 704 yards in the final three games, including a school-record 304 and five touchdowns in a 49-14 rout of Minnesota. His play earned him *Sports Illustrated's* national offensive back of the week honors.

Marek was at the center of an April Fool's Day joke played by *Wisconsin State Journal* columnist Tom Butler in 1975. Butler wrote a tongue-in-cheek piece about moving the Big Ten's leading rusher to the defensive secondary for his senior season. The article ended with the phrase, "April Fools!" Unfortunately, wire service reporters did not make it to the last line, and called head coach John Jardine's house for confirmation. The AP eventually moved the story on its national wire for about a half-an-hour before the hoax was discovered.

► Motion W

When Barry Alvarez came to Madison, he decided that the helmet logo needed to be updated to signal a new era in Wisconsin football. He entertained 15-20 different designs in 1990 before Rayovac artist Rick Suchanek developed the "Motion W," which included a tail at the back of the logo. Alvarez thought the tail was a bit much, but when it was removed, decided to go with it. The University bought the rights to the design, and the logo has been adopted by all other UW sports.

► Mott, Jim

There is no greater authority on UW athletics than former Sports Information Director Jim Mott. His association with the sports information office began as a student assistant in 1953. He was named assistant SID a year later and was appointed director in 1966, a position he held until his retirement in 1990.

He is a past president of the College Sports Information Directors of America (CoSIDA) and is a member of that organization's Hall of Fame. Mott was also inducted into the National W Club's Hall of Fame in '95.

Mott's memory is legendary among athletic department staffers. When the question of previous home night games was being tossed around the sports information office in anticipation of a 1995 contest against Colorado, Mott noted that the UW had two previous home night games in its history. Obvious was the 1986 battle with Michigan. Mott also recalled the 1896 loss to the Carlisle Indians, including the date of the game, final score, and the fact that it was played in Chicago Coliseum. Mott, a former basketball letterman at the UW, has written a book on the history of Wisconsin athletics and is still a member of the school's football and men's basketball stat crews.

► O'Dea, Pat

One of several Wisconsin greats from the pre-modern era of college football is kicker Pat O'Dea. The Australian-born O'Dea came to Madison in 1896 to join his brother Andy, who was crew coach and football trainer. Known as the "Kangaroo Kicker," O'Dea brought a different style to the American game of football. He learned to play the Australian game where all punting and drop-kicking was done on the run. O'Dea drop-kicked a legendary 62-yard field goal vs. Northwestern during a heavy blizzard. After his playing days, he coached at Notre Dame and Missouri before moving to San Francisco. O'Dea, who essentially had disappeared, was thought to have joined an Australian

contingent which travelled through the country. Press releases surmised that he "probably lies beneath an unmarked grave in France."

The truth was, he had moved to California under the assumed name of Charles J. Mitchell, to escape the pressure of being a star ex-athlete. "Probably, I was wrong," he said in an interview with San Francisco sports-writer Bill Leiser after the 17-year exile. "I wanted to get away from my past. As Pat O'Dea, I seemed very much just an ex-football player. I was very happy as Charles Mitchell for awhile."

► On, Wisconsin

The tune was originally composed in 1909 by Chicago's William Purdy, and the words were written by Carl Beck. Purdy and Beck had been fraternity brothers at Hamilton College (Clinton, N.Y.) and were roommates in Chicago. Purdy was going to submit the song for a \$100 prize that the University of Minnesota was offering for a new football song. When Beck heard the music, he offered to write words and suggested that Purdy offer it to Wisconsin, where Beck had once studied. The song was an instant hit on campus and spread throughout the world. It was especially popular with military bands.

Some 2,500 schools have adopted the music and changed the words to suit their needs. "On, Wisconsin" was sung for the first time at the 1909 homecoming game vs. Minnesota.

The music was adapted by current Band Director Michael Leckrone in 1969. The original version had been played virtually unchanged since its inception. "I got a lot of flak for that," Leckrone said. "The old version was one you had to wait on. I wanted to generate immediate crowd reaction, so I stepped it up a bit."

Here are the words to one of the nation's most-recognized school fight songs:

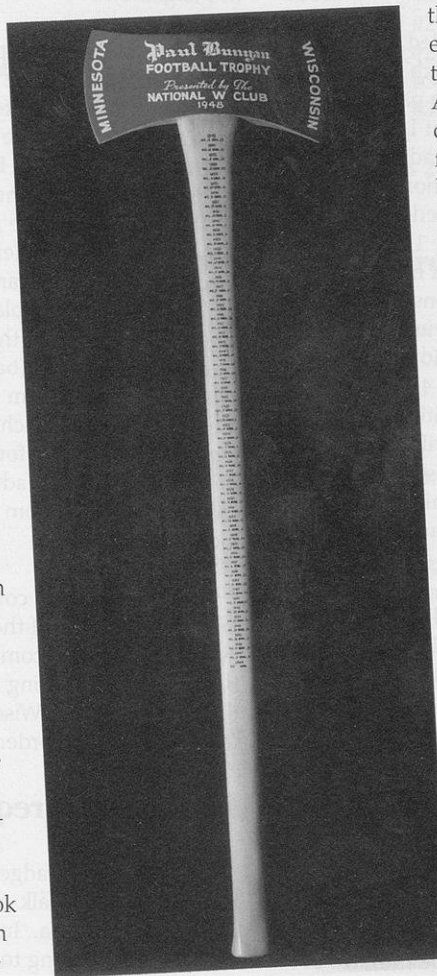
*On Wisconsin, On Wisconsin
Plunge right through that line,
Run the ball clear down the field, boys
Touchdown sure this time
On Wisconsin, On Wisconsin*

*Fight on for her fame,
Fight, Fellows, Fight, Fight, Fight
We'll win this game!*

► Paul Bunyan Axe

The most-played rivalry in Division I football continues this fall when Wisconsin and Minnesota meet. The UW-UM series is the nation's oldest and has been played continuously since 1907. The game has alternated sites between the university campuses since 1946. Much prestige was always associated with the game, and the significance was emphasized with its place on the schedule. Between 1933 and 1982, the Wisconsin-Minnesota game was always the final regular-season contest for each school.

The series took an added twist in 1948 when more than state bragging rights were on the line. After a 16-0 setback that season, the Wisconsin lettermen's group, the National "W" Club, presented Minnesota with an axe wielded by Paul Bunyan. He was the mythical giant of Midwestern lumber camps. Each year since, the winner of the annual battle between the Big Ten rivals is presented with the axe, complete with scores inscribed on the handle, for display on its campus.



► Slab of Bacon

The Slab of Bacon trophy was the precursor to Paul Bunyan's Axe as the prize in the Wisconsin-Minnesota football series. Apparently, the trophy was presented to the winning school by a sorority from the losing institution. The trophy was discontinued in the 1940s and was discovered in a storage room at the UW Department of Athletics in 1994. It is currently housed in the football office at Wisconsin. "We took home the bacon," Coach Barry Alvarez said, "and kept it."

► "Varsity"

The traditional arm-waving at the end of the song, "Varsity," was the 1934 brainstorm of band leader Ray Dvorak. He saw Pennsylvania students wave their caps after losing a game. Dvorak later instructed Wisconsin students to salute UW President Glenn Frank after each game.

These are the words for Wisconsin's time-honored "Varsity."

*Var-sity! Var-sity! U-
rah-rah! Wisconsin!
Praise to thee we
sing*

*Praise to thee our Alma Mater
U-rah-rah, Wisconsin!*

► www.wisc.edu/ath

That is the internet address of the University of Wisconsin Department of Athletics. The site contains constantly updated information on all Badger sports.

Covering the Badger Football Team

► Credentials

Press Box and sideline: Requests for credentials to cover Badger football should be sent on company letterhead to: Steve Malchow, SID, University of Wisconsin, 1440 Monroe Street, Madison, WI 53711. The fax number is (608) 262-8184. Requests should be received at least 10 days in advance of the game.

Credentials will be mailed if time permits. Those passes which cannot be mailed will be left with the parking attendant (white vehicle) at Lot 18 (southeast corner of the Stadium across the street from the fire station).

Credentials will be issued according to the following priorities: 1) TV and radio stations originating a live broadcast; 2) national publications and newspapers filing for the following day's publication; 3) TV and radio stations covering for nightly news; 4) newspapers designated by the visiting SID; and 5) other requests, which will be evaluated on a space-available basis. Spouses, dates, non-workers and children are not allowed in the media areas as dictated by the NCAA.

Parking: A very limited number of parking passes are available for working media. Make your request to the Sports Information Office.

Photographers: Sideline credentials will be issued only to accredited photographers and reporters on assignment. You must display both a credential and an armband prominently to be on the field level. Your media credential alone will not give you access to the sidelines (until the final five minutes of the game). Armbands can be picked up in the Reinke Room (north end) of the Field House. Media members cannot work between the 25-yard lines as suggested by the NCAA in its game management manual.

► Game-day services

Media services: Facilities for the press are located on the fourth level of the press box. Flipcards, notes and pro-

grams are delivered to each working location prior to kickoff. A full stat packet will be available after the game.

Fax service: Final game statistics are entered immediately after the game on the Big Ten's Fax-On-Demand service. If you do not wish to use the Fax-On-Demand service, statistical packets will be faxed to your outlet for \$10 (payable at the game).

Interviews: With approximately four minutes left in the game, media members will be escorted to the interview areas by Associate SID Justin Doherty. Head Coach Barry Alvarez holds his post-game media conference on the first floor of the McClain Center. The session is for credentialed news media only. After Alvarez' session, requested Wisconsin players are available for interviews in the McClain Center weight room (basement). The Wisconsin locker room is closed to the media. The head coach for the opposing team is available for interviews in the Camp Randall Stadium weight room (downstairs from the opponent locker room).

Phones: Several courtesy phone lines on level four of the press box are available on a first-come, first-served basis. Media requiring their own phones should call Wisconsin Bell (800/447-7738) to order lines.

► Interview requests

Practices: All Badger practices, including Friday walk-throughs, are closed to the media. Interviews are conducted according to these guidelines:

Head Coach: Barry Alvarez holds a weekly media conference Mondays at 1 p.m. in the "W" Club Room at Camp Randall Stadium. A transcript of Alvarez' comments is available on the Fax-on-Demand system (cell #3201). Alvarez is available for interviews after practice Tuesday through Friday. He will do interviews after Friday walk-throughs on the road.

Additionally, Alvarez is available every Tuesday from 11:50-noon CT on the Big Ten Teleconference. This session is for media use only. Call the SID Office if you need the phone number for this session.

Players: Badger players can be interviewed during the week on Tuesdays and Wednesdays after practice (approximately 6 p.m.). Phone calls by players to out-of-town media are made at the players' convenience between 7:30-10 p.m. CT on Tuesdays and Wednesdays only. Interviews should be arranged through Associate SID Justin Doherty (608/262-1811) by noon of the day the player is requested for a phone interview. Home numbers will not be made available to the media, and players have been instructed not to conduct interviews when contacted without prior approval from the SID staff.

► Miscellaneous

Scouting tickets: As per the Big Ten Conference's policy, professional football scouts must purchase tickets through the UW Ticket Office at 1-800-GO-BADGERS or 608-262-1440. Press box passes are not available for professional scouts.

► Weekly schedule

Practice schedules are subject to change. Contact the Sports Information Office for confirmation. The typical weekly schedule is:

Day	Practice	Interviews
Mon.	None	1 p.m. media conference
Tue.	3-6	Available post-practice
Wed.	3-6	Available post-practice
Thu.	3-4:30	Alvarez interviews only
Fri.	3-4	Alvarez interviews only
Sat.	Game	Available post-game
Sun.	2-3:30	None

► **Fall schedule**

Preseason fall practice is held at the Bishop O'Connor Catholic Center (3577 High Point Road, Middleton, WI).

July 27	Big Ten Kickoff Luncheon (Chicago)
Aug. 6	Freshmen report to O'Connor Center
Aug. 9	Veterans report to O'Connor Center
Aug. 10	First full team practice at O'Connor Center
Aug. 25	Last day of camp at O'Connor Center
Aug. 31	Home opener vs. Western Michigan
Sept. 5	First day of classes

► **Big Ten teleconference**

Throughout the conference season, media members can gain access to conference coaches each Tuesday via the Big Ten Teleconference. For the phone number, media members should contact the Big Ten Communications Department at (847) 696-1010.

Time	Head Coach	School
11:00-11:10 CT	John Cooper	Ohio State
11:10-11:20 CT	Lloyd Carr	Michigan
11:20-11:30 CT	Cam Cameron	Indiana
11:30-11:40 CT	Bobby Williams	Michigan State
11:40-11:50 CT	Kirk Ferentz	Iowa
11:50-noon CT	Barry Alvarez	Wisconsin
Noon-12:10 CT	Ron Turner	Illinois
12:10-12:20 CT	Joe Tiller	Purdue
12:20-12:30 CT	Joe Paterno	Penn State
12:30-12:40 CT	Randy Walker	Northwestern
12:40-12:50 CT	Glen Mason	Minnesota

► **Fax-on-demand codes**

The Big Ten and its member schools provide 24-hour access to the latest press releases, statistics and notes on Big Ten sports. To gain access to this system, media members should simply call the Fax-On-Demand phone number (770-558-6000) and supply their personal identification number (PIN). If you have questions about obtaining a PIN, contact Pivotal Communications at 770-399-0096.

Requested information will be faxed back immediately after the request is placed. Because of this technology, Wisconsin does not mail its weekly releases.

BIG TEN FOOTBALL DOCUMENT CODES

Organization	Release	Statistics	Rosters
Big Ten	#1010	#1011	—
Illinois	#1210	#1211	#1212
Indiana	#1410	#1411	#1412
Iowa	#1610	#1611	#1612
Michigan	#1810	#1811	#1812
Michigan State	#2010	#2011	#2012
Minnesota	#2210	#2211	#2212
Northwestern	#2410	#2411	#2412
Ohio State	#2610	#2611	#2612
Penn State	#2810	#2811	#2812
Purdue	#3010	#3011	#3012
Wisconsin	#3210	#3211	#3212

The Big Ten Conference Code is 282

► **World wide web addresses**

Wisconsin athletic department news releases, schedules and statistics are also available via the division's website.

University of Wisconsin www.wisc.edu/ath/

Several other popular sites to follow college football are listed below.

Big Ten Conference	www.bigten.org
NCAA Statistics	www.ncaa.org/stats/football.cgi
ESPN SportsZone	www.espn.com/sportszone/nfl
CNN/SI	www.cnn.com/college
USA Today	www.usatoday.com/sports/sfront.html
CBS Sportsline	www.sportsline.com
Fox Sports Net	www.foxsports.com
The Sporting News	www.sportingnews.com
Illinois	www.fightingillini.com
Indiana	www.athletics.indiana.edu
Iowa	www.hawkeyesports.com
Michigan	www.goblue.com
Michigan State	www.msuspartans.com
Minnesota	www.gophersports.com
Northwestern	www.nusports.com
Ohio State	www.ohiostatebuckeyes.com
Penn State	www.psu.edu/ath
Purdue	www.purduesports.com

Media Relations Staff

► Steve Malchow Director of Sports Information



Steve Malchow is in his 11th season as the Director of Sports Information at UW-Madison.

Malchow worked from 1979-89 at the University of Iowa as a student, graduate and full-time assistant

in the Sports Information Office before accepting his post at Wisconsin.

He is a member of the College Sports Information Directors of America (CoSIDA), which has honored more than 40 of his press guides for excellence. He has twice (1996 and 1999) been named an "Outstanding Young American Business Leader." Steve also served as chairman of the Big Ten SIDs for 1999-2000.

The 1983 graduate of Iowa earned degrees in marketing, journalism and management sciences. He attended graduate school in journalism and mass communications at Iowa before his appointment at UW-Madison.

Steve was married last May to former University of Illinois Sports Information Director Barb Butler. The couple resides in Madison.

► Justin Doherty Assoc. Dir. of Sports Information



Now in his seventh year as Associate SID at Wisconsin, Justin Doherty coordinates media relations for men's basketball and assists with football. He is editor of the football and basketball pro-

grams and oversees publicity for several varsity sports. His 1999 Wisconsin football game program was rated third-best in the nation by the College Sports Information Directors of America.

Doherty came to Wisconsin after two-and-a-half years as the SID at North Dakota. At UND, he directed publicity efforts for a 15-sport athletics program. He was assistant SID at Northern Michigan (1990-92) and served as the primary media contact for the Wildcats' 1991 NCAA champion men's hockey team.

Doherty earned his B.A. in journalism from Michigan State where he was a student assistant in the SID office from 1984-89.

Justin and his wife, Martha, have a daughter (Erin).

► Julie Kluge Asst. Dir. of Sports Information



Julie Kluge starts her second decade (11th year) as a full-time member of the Badger Sports Information staff. She has worked for the Department of Athletics since 1984.

Kluge directs publicity for the Badgers' nationally recognized hockey, cross country and track teams. The 1988 UW-Madison graduate has B.S. degrees in zoology and secondary education.

Kluge is editor of the Wisconsin hockey media guide and game program. Her hockey media guides have been ranked in the top five nationally each of the past nine years by CoSIDA. Her 1994-95 and 1996-97 guides were judged "Best in the Nation."

She was an assistant director in the P.R. office of the WCHA and works annually for the NCAA at its national hockey championship.

Julie, a native of Benton, Wis., is a member of the College Sports Information Director's of America (CoSIDA) publications awards committee.

► Sports information contacts

Sports Information Phone: (608) 262-1811
Sports Information Facsimile: (608) 262-8184
Camp Randall Stadium Press Box: (608) 262-7766
Department of Athletics website: www.wisc.edu/ath/
SID Address: 1440 Monroe Street, Madison, WI 53711

Director of Sports Information: Steve Malchow (home: 608-238-8199)
sdm@athletics.wisc.edu
Assoc. Director of Sports Information: Justin Doherty (home: 608-663-4780)
jmd@athletics.wisc.edu
Assistant Director of Sports Information: Julie Kluge (home: 608-848-1840)
jak@athletics.wisc.edu
Research Intern: Brian Lucas (home: 608-280-8859)
bml@athletics.wisc.edu
Research Intern: Brian Borkavec
bjb@athletics.wisc.edu
Secretary: Barb Wyatt
Undergraduate Students: Patrick Herb, Jen Forge, Laura Behnke, Liz Braun



Barry Alvarez meets the news media.

Reference Items

► Football office

Phone: (608) 262-1861
 Facsimile: (608) 262-9212
 Mailing Address: 1440 Monroe Street, Madison, WI 53711
 Head Coach: Barry Alvarez
 Assistant Coaches: Darrell Wilson (Outside Linebackers & Special Teams); Kevin Cosgrove (Defensive Coordinator & Linebackers); Todd Bradford (Defensive Backs); Tim Davis (Tight Ends); Jeff Horton (Quarterbacks); Jim Hueber (Run Game Coordinator & Offensive Line); Henry Mason (Wide Receivers); John Palermo (Assistant Head Coach & Defensive Line); Brian White (Offensive Coordinator & Running Backs)
 Graduate Assistants: Jason Eck and Spence Nowinsky
 Director of Football Operations: John Chadima
 Football Secretaries: Sandy Freye, Lisa Powell and Sharon Betlach

► Quick facts

Location: Madison, WI 53711
 Enrollment: 40,610
 Conference: Big Ten
 Nickname: Badgers
 Colors: Cardinal & White
 Stadium: Camp Randall (capacity 76,129)
 Director of Athletics: Pat Richter (Wisconsin '64)
 Chancellor: David Ward
 Athletic Department Phone: 608-262-1866
 Football Office Phone: 608-262-1861
 Ticket Office Phone: 1-800-GO-BADGERS or 608-262-1440

► Hotels and motels

The following hotels and motels are located within 15-20 minutes of the Wisconsin campus (area code is 608):

Best Western-Inn on the Park, 22 S. Carroll St.	257-8811
Best Western West Towne Suites, 650 Grand Canyon Dr.	833-4200
Concourse Hotel, One W. Dayton St.	257-6000
Edgewater, 666 Wisconsin Ave.	256-9071
Hampton Inn West, 516 Grand Canyon Dr.	833-3511
Holiday Inn East Towne, 3841 E. Washington Ave.	244-2481
Howard Johnson's, 525 W. Johnson St.	251-5511
Marriott, 1313 John Q. Hammons Dr.	831-2000
Quality Inn South, 4916 E. Broadway Ave.	222-5501
Radisson Inn, 517 Grand Canyon Dr.	833-0100
Sheraton Inn, 706 John Nolen Dr.	251-2300
University Inn, 441 N. State St.	257-4881

► Airline service

American Eagle	800-433-7300
ComAir (Delta)	800-221-1212
Midwest Express	800-452-2022
Northwest	800-225-2525
TWA Express	608-257-5707
USAir	800-428-4322
United	800-241-6522

► Automobile rental

Budget	800-527-0700
Dollar	800-800-4000
Hertz	800-654-3131
National	800-227-7368

► Wisconsin's 2000 travel plans

► Michigan

Sept. 30
 at Michigan Stadium
 Ann Arbor, Mich.



Depart Madison Friday night via charter. Return immediately following game.

Team headquarters: Ypsilanti Marriott, 1275 South Huron, Ypsilanti, Mich. 48197
 Phone: (734) 487-2000

► Michigan State

Oct. 14
 at Spartan Stadium
 East Lansing, Mich.



Depart Madison Friday night via charter. Return immediately following game.

Team headquarters: Radisson Hotel Lansing, 111 N. Grand Avenue, Lansing, Mich. 48933
 Phone: (517) 482-0188

► Iowa

Oct. 28
 at Kinnick Stadium
 Iowa City, Iowa



Depart Madison Friday afternoon via bus. Return immediately following game.

Team headquarters: Sheraton Hotel, 525 33rd Ave. SW, Cedar Rapids, Iowa 52404
 Phone: (319) 366-8671

► Indiana

Nov. 11
 at Memorial Stadium
 Bloomington, Ind.



Depart Madison Friday night via charter. Return immediately following game.

Team headquarters: Fourwinds Resort, 9301 Fairfax Road, Bloomington, Ind. 47401
 Phone: (812) 824-9904

► Hawaii

Nov. 25
 at Aloha Stadium
 Honolulu, Hawaii



Depart Madison Tuesday morning via charter. Return to Madison Sunday night.

Team headquarters: Hyatt Waikiki, 2424 Kalakaua Avenue, Honolulu, Hawaii 96815.
 Phone: (808) 923-1234

Primary News Media

► Print

Wisconsin State Journal
P.O. Box 8058
Madison, WI 53708
(608) 252-6165
Fax: (608) 252-6119
Tom Mulhern, beat
Andy Baggot, columnist
Tom Oates, columnist

Milwaukee Journal Sentinel
202 State Street, Ste. 202
Madison, WI 53703
Madison office: (608) 258-2271
Madison Fax: (608) 258-2279
Jeff Potrykus, beat
Michael Bauman, columnist
Dale Hofmann, columnist

Capital Times
P.O. Box 8060
Madison, WI 53708
(608) 252-6474
Fax: (608) 252-6445
Mike Lucas, columnist/radio

Inside Wisconsin
P.O. Box 260257
Madison, WI 53726-0257
(608) 236-9465
Ronny Whitworth, beat

Badger Herald
550 State Street
Madison, WI 53703
(608) 257-4712, ext. 26
Fax: (608) 257-6899

Daily Cardinal
Vilas Hall
Madison, WI 53706
(608) 262-5857
Fax: (608) 262-0404

On Wisconsin (on-line service)
37201 Serenity Lane
Oconomowoc, WI 53066
(414) 225-5012
Fax: (414) 224-0291
Pat Stiegman, editor
Rick Klauser, beat

Appleton Post-Crescent
306 W. Washington
Appleton, WI 54912
(920) 733-4411
Fax: (920) 733-1945
Mike Woods, columnist

Kenosha News
715 58th Street
Kenosha, WI 53141
(414) 657-1000
Paul McKillip, beat

Green Bay Press-Gazette
435 E. Walnut Street
Green Bay, WI 54307
(920) 435-4411
Fax: (920) 431-8379
John Morton, sports editor

La Crosse Tribune
401 N. Third Street
La Crosse, WI 54601
(608) 782-9710
Dan Dinsmore, sports editor

Dubuque Telegraph-Herald
Eighth & Bluff Streets
Dubuque, IA 52001
(319) 588-5611
Renny Zentz, sports editor

Janesville Gazette
One S. Parker Drive
Janesville, WI 53547
(608) 754-3311
John McPoland, beat

Wausau Daily Herald
P.O. Box 1286
Wausau, WI 54402
(715) 842-2101 or 845-0602
Jay Lillge, sports editor

Oshkosh Northwestern
P.O. Box 2926
Oshkosh, WI 54903
(920) 426-6659
Frank Schwab, beat

Racine Journal-Times
212 Fourth Street
Racine, WI 53403
(414) 634-3322
Susan Shemanske, sports editor

Eau Claire Leader Telegram
701 S. Farewell Street
Eau Claire, WI 54702
(715) 833-9208
Tad Reeve, sports editor

Capitol News Service
121 E. Main Street, Ste. 300
Madison, WI 53703
(608) 258-9977
Stan Milam, beat

► Radio

WIBA
P.O. Box 99
Madison, WI 53701
(608) 274-5450
Fax: (608) 274-5521
Matt Lepay, radio play-by-play
Brian Posick, sports director
Van Stoutt, sports reporter

WHIT
5024 E. Lacy Road
Madison, WI 53711
(608) 271-6611
Mike Heller, sports reporter

WTOS
P.O. Box 99
Madison, WI 53701
(608) 274-5450
Fax: (608) 274-5521
Aaron Sims, sports reporter

WTDY
2740 Ski Lane
Madison, WI 53713
(608) 273-1000
Len Casper, sports director

WTMJ
720 E. Capitol Drive
Milwaukee, WI 53201
(414) 332-9611
Mitch Nelles, sports reporter

Wisconsin Radio Network
302 E. Washington Ave., Ste. 102
Madison, WI 53703
(608) 251-3900
Wheeler News Service
121 E. Main Street, Ste. 300
Madison, WI 53703
(608) 257-2614

WTLX
5315 Wall Street
Madison, WI 53718
(608) 245-9859
Craig Karmazin, sports reporter

► Television

WISC (Ch. 3, CBS)
7025 Raymond Road
Madison, WI 53719
(608) 276-7400
Fax: (608) 271-0800
Eric Franke, sports director
COACHES' SHOW

WMTV (Ch. 15, NBC)
615 Forward Drive
Madison, WI 53711
(608) 274-7817
Fax: (608) 271-5194
Craig Coshun, sports director

WKOW (Ch. 27, ABC)
P.O. Box 100
Madison, WI 53701
(608) 274-6118
Fax: (608) 274-9569
Jay Wilson, sports director

WTMJ (Ch. 4, NBC)
720 E. Capitol Drive
Milwaukee, WI 53201
(414) 332-9611
Dennis Krause, sports director

WITI (Ch. 6, FOX)
9001 N. Green Bay Road
Milwaukee, WI 53217
(414) 355-6215
Tom Pipines, sports director

WISN (Ch. 12, ABC)
P.O. Box 402
Milwaukee, WI 53201
(414) 342-8812
Tom Sutton, sports director

WDJT (Ch. 58, CBS)
809 S. 60th Street
Milwaukee, WI 53214
(414) 220-8130
Rock Rote, sports director

WHA (Ch. 21)
821 University Avenue
Madison, WI 53706
(608) 263-2121
Fax: (608) 263-9763
Deb Piper, producer delay TV

► Wire Services

Associated Press (Milwaukee)
918 N. Fourth Street
Milwaukee, WI 53203
(414) 225-3580
Fax: (414) 225-3599
Greg Beacham, sports editor

Associated Press (Madison)
1901 Fish Hatchery Road
Madison, WI 53713
(608) 255-3679
Jenny Price, beat

Athletic Department Directory

Name	Position	Office Phone (AC 608)			
Ahrens, Katie	Compliance Office	265-5071	Manke, Ruth	Ticket Office	262-6017
Albright, Jane	Women's Basketball Coach	263-5506	Marra, Cheryl	Sports Administrator	263-3214
Alvarez, Barry	Football Coach	262-1861	Marvin, Kip	Personnel Director	262-0120
Bakken, Jim	Director of Community Relations	262-0119	McKinley, Christine	Events Staff	262-8009
Bald, Tim	Director of Compliance	265-2973	Meyer, Todd	Equipment Room	265-6412
Banda, Kalekeni	Men's Soccer Coach	262-7749	Moore, Brian	Ticket Office	265-2654
Bee, Nancy	Events Staff	265-4131	Moss, Mike	Sports Administrator	262-0099
Bennett, Dick	Men's Basketball Coach	262-4597	Mulvaney, Will	Video Coordinator	265-6147
Betts, Yvonne	Trademark and Licensing	262-5583	Myrland, Steve	Strength and Conditioning	262-9535
Brown, Sheryl	Kohl Center Director of Programming	265-4128	Nelson, Becky	Sports Medicine	262-5600
Browning, Mary	Women's Openweight Crew Coach	263-6422	Neubauer, Marija	Badger Fund	263-7692
Butler, Chris	Academic Affairs	265-4965	Nilsen, Andrea	Tournament Director	265-2969
Callow, Linda	Business Office	262-1881	Nordstrom, Diane	Women's Sports Information	262-9024
Carey, Regina	Academic Affairs	262-3884	Nuttymcombe, Ed	Men's Track Coach	262-4397
Chadima, John	Director of Football Operations	262-7974	O'Connor, Kenna	Director of Events	265-4129
Clark, Chris	Men's Crew Coach	262-8521	Parks, Jeff	University Ridge	845-8704
Davis, Barry	Wrestling Coach	262-4399	Pearson, Barb	Sports Medicine	262-8036
Dettmann, John	Strength & Conditioning Coordinator	262-5613	Peeler, Mark	Equipment Room	262-3789
Doherty, Justin	Men's Sports Information	262-1811	Pegelow, Jean	Business Office	265-4531
Duerst, Dean	Women's Soccer Coach	265-2974	Perez-Guerra, Henry	Sports Medicine	265-5698
Eifert, Nancy	Special Events	262-5069	Pollard, Jamie	Chief Financial Officer	262-5449
Fink, Bob	Business Office	262-0354	Pratt, George	Video Department	265-6147
Finkler, John	Kohl Center	265-4138	Richter, Pat	Director of Athletics	262-5068
Fischer, Verna	Mail Room	262-8838	Rieves, Dave	Business Office	265-4660
Fish, Al	Sports Administrator	262-3157	Roberts, Jim	Director of Technical Services	262-5100
Flarup, Tam	Director of Women's Sports Info.	263-5502	Sasner, Julie	Women's Hockey Coach	262-0101
Fox, Barry	Director of Facilities	262-3631	Sauer, Jeff	Men's Hockey Coach	262-3932
Franchak, Rich	Badger Fund	263-6688	Schappel, Chris	Ticket Office	265-6749
Gallagher, Karen	Softball Coach	265-6152	Scheller, Jennifer	Corporate Sales Director	265-0769
Gatyas, Nancy	Academic Affairs	265-3222	Schlatter, Terry	Athletic Equipment Supervisor	265-5592
Gawlik, Terry	Sports Administrator	265-4987	Schumacher, Jerry	Men's Cross Country Coach	262-5729
Goodman, Paul	Strength and Conditioning	262-3800	Sell, David	Business Office	1-800-947-3529
Gotzion, Diane	Ticket Office	265-4529	Shuler, Geri	Spirit Squad Director	262-6703
Hanna, Jason	Technical Services	265-8548	Sondrup, Ryan	Events Staff	262-3803
Hansen, Eric	Men's & Women's Swimming Coach	265-3336	Steinberg, Wendi	Ticket Office	265-4530
Helwig, Dennis	Head Athletic Trainer	262-3798	Stettler, Heidi	Sports Medicine	262-3897
Helwig, Jan	Sports Medicine	262-8038	Sweeney, Vince	External Relations Director	265-2822
Henderson, Patti	Women's Tennis Coach	263-6304	Tegen, Peter	Women's Track & Cross Country Coach	263-5109
Hettenbach, Scott	Strength and Conditioning	265-4277	Tiedt, Doug	Academic Affairs	263-1681
Hrodey, Andrew	Sports Medicine	262-8037	Tiziani, Dennis	Men's and Women's Golf Coach	249-1000
Huffman, Mike	Associate Director of Facilities	265-4702	Tyndall, Andrea	Strength and Conditioning	262-3800
Hunt, Corbin	Director of Ticket Operations	262-1440	Unitan, Mike	Director of Marketing & Promotions	262-1812
Ippolitto, Mike	Technical Services	265-4701	Urben, Mike	University Ridge	845-7700
Johnson, Juli	Catering Director	265-4136	Van Matre, Cindy	Director of Trademark Licensing	262-0195
King, Mark	Video	265-6146	Vriesema, Mike	Video	265-6147
Kleven, Duane	Director of Special Events	262-0553	Waite, Pete	Volleyball Coach	263-5670
Klingelhoets, Pat	Men's Tennis Coach	262-0997	Watson, Marin	Women's Lightweight Crew Coach	265-6642
Kluender, Kevin	Marketing and Promotions	265-9152	Weaver-Klees, Mary	Academic Affairs	262-3617
Kluge, Julie	Men's Sports Information	262-1811	Walker, Tamera	Technical Services	265-6146
Kosaki, Liane	Academic Affairs	262-9131	Walluk, Laura	Sports Medicine	262-3897
Kuhnke, Rich	Technical Services	265-6146	Weisheipl, Tricia	Suite Services	265-4397
Larson, Ann	Director of Facilities & Events	265-3997	Winterstein, Andy	Sports Medicine	262-8034
Lauder, Deb	Administrative Assistant	265-9508	Wolff, Jill	Business Office	262-6340
Losby, Bill	Equipment Room	262-3936	Zussman, Alan	Academic Affairs Director	262-0748
Lund, Lou Ann	Grant-in-aids	262-4985			
Luther, Brian	Events Staff	265-4133	General Information Desk		262-1866
Malchow, Steve	Director of Sports Information	262-1811			

Opponent Sports Information Directory

► Cincinnati

Football Contact: Brian McCann
SID Address: 309 Laurence Hall, P.O. Box 210021, Cincinnati, OH 45221
Office Phone: (513) 556-5191
McCann home: (513) 481-5002
SID Fax: (513) 556-0619
Press Box Phone: (513) 556-1010
Website: www.UCBearcats.com

► Hawaii

Football Contact: Lois Manin
SID Address: 1355 Lower Campus Road, Honolulu, Hawaii 96822
Office Phone: (808) 956-4480
Manin cell: (808) 256-7514
SID Fax: (808) 956-4470
Press Box Phone: (808) 486-1800
Website: www.uhathletics.hawaii.edu

► Indiana

Football Contact: Todd Starowitz
SID Address: Assembly Hall, Bloomington, IN 47405
Office Phone: (812) 855-9618
Starowitz home: (812) 335-0446
SID Fax: (812) 855-9321
Press Box Phone: (812) 855-2754
Website: www.athletics.indiana.edu

► Iowa

Football Contact: Phil Haddy
SID Address: 205 Carver-Hawkeye Arena, Iowa City, IA 52242
Office Phone: (319) 335-9411
Haddy home: (319) 351-3012
SID Fax: (319) 335-9417
Press Box Phone: (319) 335-9466
Website: www.hawkeyesports.com

► Michigan

Football Contact: Bruce Madej
SID Address: 1000 South State Street, Ann Arbor, MI 48109
Office Phone: (734) 763-4434
Madej home: unlisted
SID Fax: (734) 647-1188
Press Box Phone: (734) 998-7188
Website: www.mgoblue.com

► Michigan State

Football Contact: John Lewandowski
SID Address: 401 Olds Hall, East Lansing, MI 48824
Office Phone: (517) 355-2271
Lewandowski home: (517) 381-9465
SID Fax: (517) 353-9636
Press Box Phone: (517) 353-0630
Website: www.msuspartans.com

► Minnesota

Football Contact: Marc Ryan
SID Address: 208 Bierman Building, 516 15th Ave. SE, Minneapolis, MN 55455
Office Phone: (612) 625-4090
Ryan home: unlisted
SID Fax: (612) 625-0539
Press Box Phone: (612) 627-4400
Website: www.gophersports.com

► Northwestern

Football Contact: Brad Hurlbut
SID Address: 1501 Central Street, Evanston, IL 60201
Office Phone: (847) 491-7503
Hurlbut home: unlisted
SID Fax: (847) 491-8818
Press Box Phone: (847) 491-8835
Website: www.nusports.com

► Ohio State

Football Contact: Steve Snapp
SID Address: St. John Arena, 410 Woody Hayes Drive, Columbus, OH 43210
Office Phone: (614) 292-6861
Snapp home: unlisted
SID Fax: (614) 292-8547
Press Box Phone: (614) 292-1812
Website: www.ohiostatebuckeyes.com

► Oregon


Football Contact: David Williford
SID Address: 2727 Leo Harris Parkway, Eugene, OR 97401
Office Phone: (541) 346-5488
Williford home: (541) 345-0145
SID Fax: (541) 346-5449
Press Box Phone: (541) 346-4497
Website: www.goducks.com

► Purdue


Football Contact: Tom Schott
SID Address: Room 15, Mackey Arena, West Lafayette, IN 47907
Office Phone: (765) 494-3302
Schott home: unlisted
SID Fax: (765) 494-5447
Press Box Phone: (765) 494-9079
Website: www.purduesports.com

► Western Michigan

Football Contact: Daniel Jankowski
SID Address: 2017 Read Fieldhouse, Kalamazoo, MI 49008
Office Phone: (616) 387-4138
Jankowski home: (616) 383-0761
SID Fax: (616) 387-4139
Press Box Phone: (616) 387-3064
Website: www.wmubroncos.com

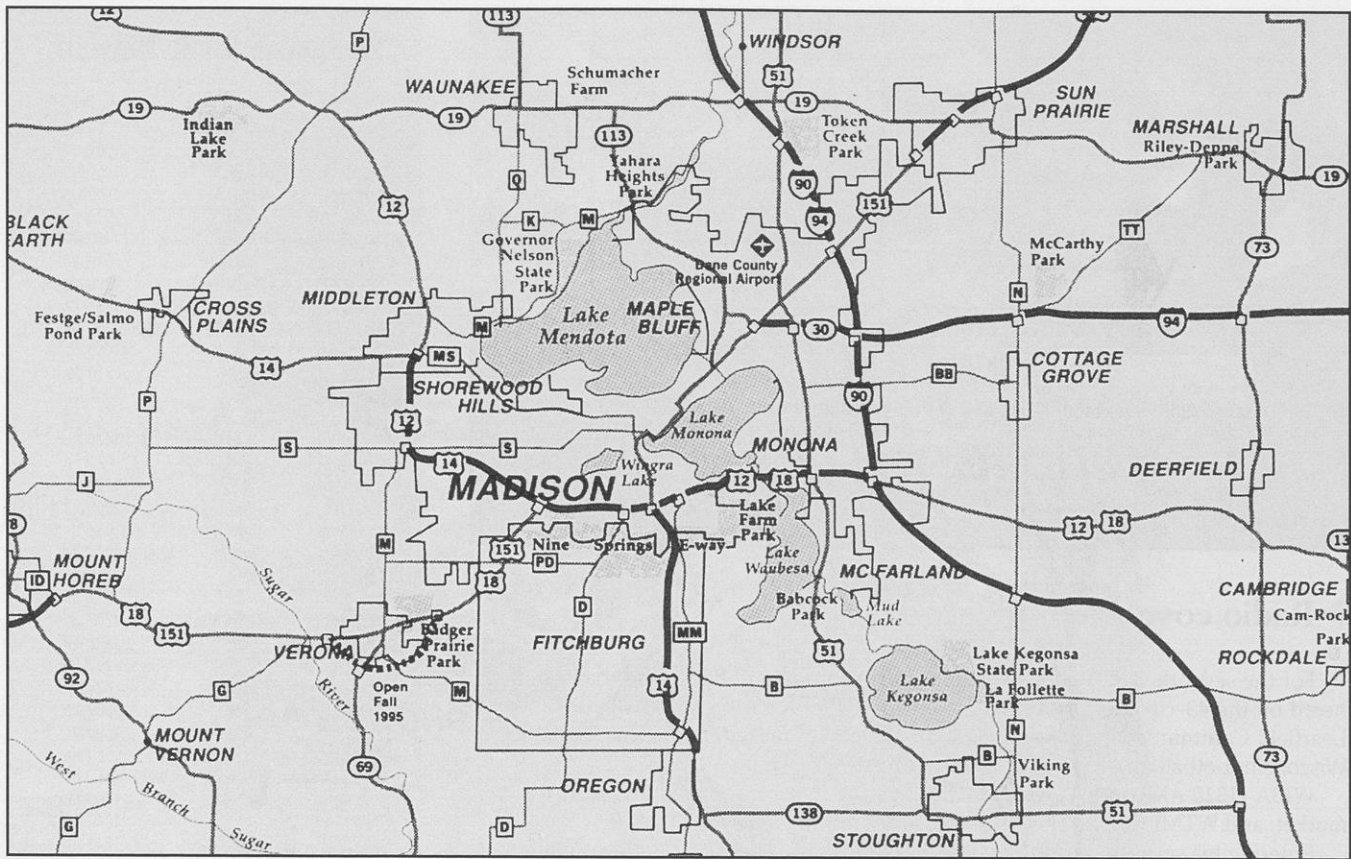


Carlos Daniels has been a contributor at Wisconsin as both a fullback and tailback.



Joey Boese made a spring camp switch from cornerback to strong safety.

Directions to Camp Randall Stadium



► From Dane County Regional Airport

Exit airport via International Lane to Packers Ave. (Hwy. 113). Turn left on Packers Ave., which changes to Pennsylvania Ave., Johnson St., Gorham St. and then University Ave. Stay on University Ave. through campus until Randall Ave. (look for Milan's Sub Shop on the left side of University). Turn left on Randall Ave. Go approximately three blocks until Randall forks. Take the right fork (Monroe St.). The Stadium is located on the right side on Monroe St.

► From west via I-90/94 (from Minneapolis)

Take I-90/94 to Highway 151 South (E. Washington Avenue). Continue on E. Washington Avenue to the State Capitol Building. Turn right on Webster Street and complete half a square around the Capitol (Webster to Dayton to Fairchild). Turn right on W. Washington Avenue and follow it to Regent Street. Turn right onto Regent St. Follow Regent to Camp Randall Stadium.

► From south via I-90 (from Chicago)

Take I-90 to the Madison beltline (Highway 12/18). West on the beltline to Park St. (Hwy. 151). Exit right (north). Take Park St. to Regent St. Turn left on Regent St., then approximately six blocks to Camp Randall Stadium.

► From east via I-94 (from Milwaukee)

Take I-94 to Highway 30 West. Take Highway 30 to its end at Highway 113 South. Turn left onto 113 South, which becomes Packers / Pennsylvania Ave. Continue on Packers / Pennsylvania Ave., which changes to Johnson St., Gorham St. and then University Ave. Stay on University Ave. through campus until Randall Ave. (look for Milan's Sub Shop on left side of University). Turn left on Randall Ave. Go approximately three blocks until Randall forks. Take the right fork (Monroe St.). The Stadium is located on the right side on Monroe Street.

Radio Voices of the Badgers



► Radio coverage

For the seventh year in a row, exclusive radio coverage of Badger football can be heard on the 43-city Wisconsin Radio Network. The Department of Athletics and Learfield Communications entered into an agreement for radio broadcast rights for Wisconsin football and basketball prior to the 1994 season.

WIBA (1310 AM) and WOLX (94.9 FM) are the rights holders in the Madison market, and WTMJ (620 AM) carries the games in Milwaukee.

Entering his seventh season handling play-by-play duties for Wisconsin football is Matt Lepay. He has also called Badger basketball the past 12 seasons. A 1984 graduate of the Ohio State University, Lepay was Sports Director at WTSO in Madison before joining WIBA in 1994. He previously served as Sports Director at WNCI in Columbus, and prior to that worked at stations in Athens and Piqua, Ohio. Lepay also provides frequent sports reports for WISC-TV. Lepay is host of the Barry Alvarez Show, both on WIBA Radio and WISC-TV.

Joining Lepay on the broadcast is Mike Lucas, long-time sports columnist at the *Capital Times*. Lucas, who worked on the broadcast team for the Badgers' delay television package on the Wisconsin Public Television Network before assuming color commentary duties on the radio, also provides daily sports commentaries on WIBA. Lucas and Lepay are co-hosts of the popular WIBA Sports Review and Lucas also hosts *Sidelines*, a talk-show on Midwest Sports Channel and TVW. He has reported on Badger sporting events for the *Capital Times* since 1971. Lucas has been a color analyst (radio and TV) for Badger football, men's basketball and men's hockey during his career.

Wisconsin Radio Network

City	Station	Frequency
Amery	WXCE	1260 am
Antigo	WRLO	105.3 fm
Appleton	WHBY	1150 am
Ashland	WATW	1400 am
Ashland	WBSZ	93.3 fm
Beaver Dam	WBEV	1430 am
Beaver Dam	WXRO	95.3 fm
Beloit	WBEL	1380 am
Berlin	WISS	1090 am/102.3 fm
Black River Falls	WWIS	1260 am/99.7 fm
Dodgeville	WDMP	810 am
Duluth, Minn.	WDSM	710 am
Eau Claire	WBIZ	1400 am
Fond du Lac	KFIZ	107.1 fm
Green Bay	WDOZ	1400 am
Hayward	WRLS	92.3 fm
Janesville	WCLO	1230 am
Kenosha	WLIP	1050 am
La Crosse	WKBH	1570 am/105.5 fm
Lancaster	WLGR	1280 am/97.7 fm
Madison	WIBA	1310 am
Madison	WOLX	94.9 fm
Manitowoc	WOMT	1240 am
Mauston	WRJC	1270 am
Medford	WIGM	1490 am/99.3 fm
Milwaukee	WTMJ	620 am
Monroe	WEKZ	1260 am
Platteville	WTOQ	1590 am
Portage	WPDR	1350 am
Prairie du Chien	WPRE	980 am/94.3 fm
Reedsburg	WRDB	1400 am
Rhineland	WOBT	1240 am
Rice Lake	WJMC	1240 am
Richland Center	WRCO	1450 am/100.9 fm
River Falls	WEVR	1550 am/106.3 fm
Shawano	WTCH	960 am/99.3 fm
Sheboygan	WHBL	1330 am
Sparta	WKLJ	1290 am
Spencer	WOSQ	92.3 fm
Stevens Point	WSPO	1010 am/104.9 fm
Sturgeon Bay	WDOR	910 am/93.9 fm
Viroqua	WVRQ	1360 am/102.3 fm
Waupaca	WDOX	800 am/92.7 fm
Wausau	WSAU	550 am
West Bend	WBKV	1470 am
Wisconsin Rapids	WFHR	1320 am

Wisconsin Football on TV



► Television coverage

It's easy to follow Badger football on television as the Big Ten has one of the most-comprehensive TV packages in college sports. Most Wisconsin games will be selected for live TV coverage this fall on either ABC, ESPN, ESPN2, ESPN Regional or Midwest Sports Channel.

All Badger home football games are also televised on a delayed basis by Wisconsin Public Television (WHA-Madison, WPNE-Green Bay, WLEF-Park Falls, WHWC-Menomonie, WHLA-La Crosse, WHRM-Wausau and WMVT-Milwaukee). Broadcast across the state educational network, the football replays on WPT air most Saturdays at 10:30 p.m. WPT and Badger sports have been partners for more than 25 years. The state educational network also televises Badger men's and women's basketball, men's hockey and volleyball contests to its audience on both a live and delayed basis.

► Weekly Barry Alvarez TV Show

The "Barry Alvarez Television Show," produced by WISC-TV, is a 30-minute program of highlights, interviews and features on Badger football.

Eight stations — WISC-Madison (11 a.m.), TVW-Madison (10:30 p.m.), WISN-Milwaukee (11 a.m.), WSAW-Wausau (11 a.m.), WFRV-Green Bay (11 a.m.), WXOW-La Crosse (11 p.m.), WQOW-Eau Claire (11 p.m.) and WJMN-Marquette, Mich. (11 a.m.) — show the program each Sunday throughout the season.

Eleventh-year head coach Barry Alvarez joins "Voice of the Badgers" Matt Lepay each week to break down the previous week's game and look ahead to upcoming action. Produced by WISC's Peter Kleppin, the show is one of the most-popular and highly watched shows of its kind.

Media Guide Index

▶ A

Academic All-Americans, 155
 Academic All-Big Ten, 154
 Academic Support, 134-35
 All-Americans, 142-43
 All-Big Ten, 153
 All-purpose Yards Records, 218
 All-Star Games, 158
 All-time Team, 160
 Almanac, 264-67
 Alvarez, Barry, 24-29
 Attendance, 251
 Axe, Paul Bunyan, 243

▶ B

Big Ten Champions, 175-78
 Big Ten Record Holders, 173
 Big Ten Review, '99, 121-24
 Big Ten Schedule, '00, 260
 Big Ten Stat Champions, 172
 Big Ten Teleconference, 269
 Bowl Games, 179-83
 Bowl Game Records, 184
 Bowl Schedule, 261
 Bradford, Todd, 38

▶ C

Camp Randall Records, 246
 Camp Randall Stadium, 8-9
 Captains, 159
 Comeback Wins, 252
 Community Outreach, 138-39
 Cosgrove, Kevin, 37
 Crowds, 251

▶ D

Davis, Tim, 32

Dayne, Ron, 150-51
 Defensive Records, 221-24
 Department Staff, 44-46
 Depth Chart, '00, 22

▶ F

Fax-on-Demand, 269
 Future Schedules, 262

▶ G

Game Summaries, '99, 125-30
 Graduate Assistants, 41

▶ H

Heisman Trophy Winners, 149
 Horton, Jeff, 33
 Hotels & Motels, 271
 Hueber, Jim, 34

▶ I

Individual Records, 192-94
 Interception Records, 225

▶ K

Kickoff Return Records, 220

▶ L

Last Time, 249
 Lettermen, 160-64

▶ M

Madison, 132-33
 Major Awards, 146-47
 Management Team, 43
 Map & Directions, 275

Margins of Victory, 248
 Mason, Henry, 35
 Media Guidelines, 268-69
 Media Relations Staff, 270
 Medical Support, 137

▶ N

National Football Foundation
 College Hall of Fame, 148
 NCAA Record Holders, 174
 NFL Badgers, 4-5 & 165-67
 NFL Draft, 168-70
 NFL Hall of Fame, 171
 Nicknames, 164
 Night Games, 250

▶ O

Opponents, '00, 254-59
 Opponent Bests, 250

▶ P

Palermo, John, 39
 Passing Records, 201-05
 Personnel Chart, '00, 12
 Phone Directory, 273
 Player Bios, 50-106
 Polls, 244-45
 Pre-modern Era Records, 248
 Preview, '00, 12-17
 Primary Media, 272
 Pronunciation Guide, 22
 Punting Records, 212-13
 Punt Return Records, 219

▶ R

Radio Coverage, 276
 Receiving Records, 206-09
 Results, '99, 110
 Retired Numbers, 144-45
 Review, '99, 108-09
 Richter, Pat, 42
 Road Headquarters, 271
 Roster, Alphabetical, 20-21
 Roster, Numerical, 18-19
 Rushing Records, 195-200

▶ S

Scores, All-time, 226-36
 Scoring Records, 214-17
 Series Records, 239
 Series Scores, 240-42
 SID Directory, 274
 Statistics, '99, 110-20
 Strength & Conditioning, 136
 Super Bowl Badgers, 171

▶ T

Team Awards, 156-57
 Team Highs & Lows, 188-89

Book credits

The 2000 Wisconsin football media guide was produced by the Sports Information Office: Steve Malchow, Director; Justin Doherty, Associate Director; Julie Kluge, Assistant Director; Britt Kinder and Brian Lucas, Research Interns; Office Administrator Barb Wyatt and undergraduate students Lauren Price, Carla Swinehart, Patrick Herb and Jen Forge.

PHOTOGRAPHERS:

Greg Anderson, Dan Brown, Del Brown, Lee Larson, Jeff Miller, Jay Salvo, David Stuka, Radlund Photography, Salli White and Steve Woltmann

COVER CREDITS: Cover photo by Mark Ambrose, Radlund Photography. All other cover photos by David Stuka. Design by Earl J. Madden, Department of Publications.

TO ORDER: The Wisconsin Football Media Guide is available to the general public by sending cash, check or money order for \$15 to:

Steve Malchow
 University of Wisconsin
 Sports Information Office
 1440 Monroe Street
 Madison, WI 53711
 (608) 262-1811

Team Records, 186-87
 Television Coverage, 277
 Television Records, 247
 Total Offense Records, 210-11
 Trends, 190-91

▶ U


UW-Madison, 131

▶ W

W Club Hall of Fame, 152
 Walk-on Program, 140
 White, Brian, 31
 Wilson, Darrell, 40
 Winning Streaks, 248

▶ Y

Yearly Records, 237-38




A sea of reporters surrounded Ron Dayne after he became college football's career rushing leader vs. Iowa.

BADGER FOOTBALL 2000




JOHN FAVRET



CHRIS CHAMBERS



VITALY PISETSKY



ROGER KNIGHT




ROSS KOLODZIEJ



DAGUE RETZLAFF


BADGER FOOTBALL 2000




CASEY RABACH




NICK DAVIS




JOHN SIGMUND



JASON DOERING



KEVIN STEMKE



JAMAR FLETCHER