



# LIBRARIES

UNIVERSITY OF WISCONSIN-MADISON

## **Annual report of the commissioners of school and university lands of the state of Wisconsin, for the fiscal year ending September 30, 1877. 1877**

Wisconsin. Commissioners of School and University Lands  
Madison, Wisconsin: David Atwood, Printer and Stereotyper, 1877

<https://digital.library.wisc.edu/1711.dl/DBOIA2TATNVQN8D>



Based on date of publication, this material is presumed to be in the public domain.

For information on re-use, see

<http://digital.library.wisc.edu/1711.dl/Copyright>

The libraries provide public access to a wide range of material, including online exhibits, digitized collections, archival finding aids, our catalog, online articles, and a growing range of materials in many media.

When possible, we provide rights information in catalog records, finding aids, and other metadata that accompanies collections or items. However, it is always the user's obligation to evaluate copyright and rights issues in light of their own use.






ANNUAL REPORT  
OF THE  
COMMISSIONERS  
OF  
SCHOOL AND UNIVERSITY LANDS

OF THE  
STATE OF WISCONSIN,  
FOR THE  
FISCAL YEAR ENDING SEPTEMBER 30, 1877.


---

MADISON, WIS.:  
DAVID ATWOOD, PRINTER AND STEREOTYPHER.  
1877.





ANNUAL REPORT  
OF THE  
COMMISSIONERS  
OF  
SCHOOL AND UNIVERSITY LANDS  
OF THE  
STATE OF WISCONSIN,  
FOR THE  
FISCAL YEAR ENDING SEPTEMBER 30, 1877.



---

OFFICE OF COMMISSIONERS OF

SCHOOL AND UNIVERSITY LANDS,

MADISON, *October 1, 1877.*

*To His Excellency, HARRISON LUDINGTON,*  
*Governor of the State of Wisconsin:*

SIR:— As required by law, we have the honor to report herewith to you our official proceedings for the year ending September 30, 1877.

The reports of the Secretary of State and State Treasurer exhibit detailed statements of the receipts and disbursements on account of the several funds affected by our action, and to them we respectfully refer.

1—S. & U. L.

[Doc. 4]

## LANDS SOLD.

The whole number of acres sold during the fiscal year was 42,064.81, against 58,442.12 sold during the fiscal year 1876, and are classified as follows:

	<i>Acres.</i>
School lands.....	12,340.15
University lands.....	960.00
Agricultural college lands.....	3,767.01
Marathon county lands.....	605.18
Normal school lands.....	9,762.15
Drainage lands.....	14,630.32
Total.....	<u>42,064.81</u>

For a detailed statement of these sales, we respectfully refer to the accompanying tables, marked exhibits "A," "B," "C," "D," "E," and "F."

These tables show the number of acres of each class of land sold, the amount sold for, the amount of principal paid, and the amount due on which the state is receiving seven per cent. interest.

The number of acres sold, as compared with the previous year classified, is as follows:

	1876.	1877.
	Acres.	Acres.
School lands.....	15,392.07	12,340.15
University lands.....	491.60	960.00
Agricultural college lands.....	6,218.04	3,767.01
Marathon county lands.....	1,000.00	605.18
Normal school lands.....	15,335.71	9,762.15
Drainage lands.....	20,004.70	14,630.32
Total.....	58,442.12	42,064.81

## FORFEITURES.

The following table shows the number of acres of land held on certificate, and lands mortgaged to the state to secure loans, and



the amount due on the same, which was forfeited during the year for non-payment of annual interest due thereon:

	Acres.	Amt. due.
School lands.....	11,238.34	\$12,100 45
University lands.....	920.00	1,494 00
Agricultural College lands.....	1,923.26	1,774 00
Normal School lands.....	847.07	1,612 00
Drainage lands.....	86.87	97 00
School Fund loans.....		2,223 00
Normal School Fund loans.....		900 00
Total.....	15,015.54	\$20,200 45

### INCOME.

The amount of interest moneys received from the several productive funds, comprising certificates of sales, loans, certificates of indebtedness, and bonds, under our supervision during the year, is as follows:

	<i>Amount.</i>
School Fund Income.....	\$181,656 77
University Fund Income..	15,336 74
Agricultural College Fund Income.....	19,237 96
Normal School Fund Income.....	67,254 17
Total Income.....	<u>\$283,485 64</u>
Income from Drainage Fund.....	<u>\$823 53</u>

### LANDS HELD BY THE STATE.

The whole number of acres held by the state at the close of the fiscal year, was 1,568,655.02.

The table marked Exhibit "G." shows the number of acres belonging to each fund, and the counties in which they are situated.

The number of acres owned by the state, classified, are as follows:

	<i>Acres.</i>
School lands.....	214,914.61
University lands.....	4,367.16
Normal School lands.....	597,219.59
Drainage lands .....	694,577.51
Agricultural College lands.....	49,791.46
Marathon county lands....	7,784.69
<b>Total.....</b>	<b><u>1,568,655.02</u></b>

The changes in the number of acres, as compared with the same at the close of the fiscal year of 1876, are accounted for as follows:

Number of acres owned by the state Sept. 30, 1876.....	1,582,179.32
Increased by forfeitures.....	15,015.54
Swamp lands put into market October 3, 1876.....	13,524.97
	<u>1,610,719.83</u>
Decreased by sales during the year.....	42,064.81
<b>Total No. acres owned by the state September 30, 1877.....</b>	<b><u>1,568,655.02</u></b>

#### PRICE AND TERMS OF SALE OF STATE LANDS.

Lands held by the state are subject to sale at private entry on the following terms: The School, University and Agricultural College lands are sold on ten years' time, twenty-five per cent. of the purchase money being required in cash, and the balance due drawing seven per cent. interest, payable annually in advance. The Normal School, Drainage (swamp), and Marathon county lands are sold for cash. The price ranges as follows:

School lands, from.....	\$1 00 to \$1 25 per acre.
University lands from .....	2 90 to 3 00 per acre.
Agricultural College lands.....	1 25 per acre.
Normal School lands (swamp), from.....	50 to 1 25 per acre.
Drainage lands (swamp), from.....	50 to 1 25 per acre.
Marathon county lands.....	75 per acre.

## APPORTIONMENT OF DRAINAGE MONEY.

The table marked Exhibit "H." shows the amount of drainage money apportioned to the several counties, July 1, 1877, for drainage purposes, in pursuance of chapter 537 laws of 1865. The amount received during the year was \$16,644.86, and is composed of the following items:

From sales of land.....	\$14,538 72
Payment on certificates of sale.....	1,266 06
Interest on certificates of sale.....	828 64
Penalty on taxes.....	11 44
Total.....	\$16,644 86

## INVESTMENT OF TRUST FUNDS.

Investments of the trust funds have been made during the year by loans to school districts, in pursuance of chapter 42, laws of 1871, for the purpose of erecting school buildings, to the amount of \$39,692; by a loan of \$68,500 to the county of Wood, under the provisions of chapter 144, laws of 1876; to the county of Racine, \$7,500, being the balance of a loan authorized by chapter 107, laws of 1876; and \$3,000 to the town of Pine Valley, Clark county, by virtue of chapter 76, laws of 1877; in the aggregate, \$118,692, from the following funds:

### LOANS TO SCHOOL DISTRICTS.

School fund .....	\$6,600	
University fund.....	12,578	
Normal school fund.....	11,850	
Agricultural College Fund .....	8,664	
		\$39,692 00

### LOAN TO WOOD COUNTY.

School Fund .....	\$68,500 00
-------------------	-------------

### LOAN TO RACINE COUNTY.

Normal School Fund .....	7,500 00
--------------------------	----------



## LOAN TO PINE VALLEY.

Normal School Fund .....	3,000 00
--------------------------	----------

## LOAN TO WOOD COUNTY.

Normal School Fund .....	30,000 00
Total investments.....	<u>\$118,692 00</u>

A detailed statement of the above school district loans is shown in the annexed table, marked "Exhibit I."

## PRODUCTIVE TRUST FUNDS.

The total amount of the several productive funds under our supervision on the 30th day of September, 1877, was \$4,046,074.63, against \$4,050,930.36 for the fiscal year 1876.

The following statements show the amount of each fund, and the changes in the same during the year.

## SCHOOL FUND.

Amount due on certificates of sale.....	\$403,523 98	.....
Amount due on loans .....	239,337 09	.....
Certificates of Indebtedness .....	1,559,700 00	.....
United States Bonds .....	43,000 00	.....
Milwaukee City Bonds .....	170,000 00	.....
City of Madison Loan.....	5,000 00	.....
Iowa County Loan.....	65,000 00	.....
City and Town of Mineral Point Loan.....	40,000 00	.....
Racine County Loan.....	12,500 00	.....
Clark County Loan .....	20,000 00	.....
Wood County Loan.....	38,500 00	.....
	<u>\$2,596,361 07</u>	

## UNIVERSITY FUND.

Amount due on certificates of sale.....	\$49,464 40	.....
Amount due on loans .....	36,775 92	.....
Certificates of Indebtedness .....	111,000 00	.....
Dane County Bonds ....	16,000 00	.....
Milwaukee City Bonds.....	10,000 00	.....
	<u>223,240 32</u>	

## NORMAL SCHOOL FUND.

Amount due on certificates of sale.....	\$39,431 29	.....
Amount due on loans .....	112,750 05	.....
Certificates of Indebtedness .....	515,700 00	.....
United States Bonds.....	43,000 00	.....
Milwaukee City Bonds.....	160,000 00	.....
Town Bonds.....	14,300 00	.....
City of Madison Loan.....	5,000 00	.....
Iowa County Loan.....	55,000 00	.....
Racine County Loan ..	7,500 00	.....
Town of Pine Valley Loan (Clark county) ....	3,000 00	.....
Wood County Loan .....	30,000 00	.....
		<u>985,681 34</u>

## AGRICULTURAL COLLEGE FUND.

Amount due on certificates of sale.....	\$140,832 40	.....
Amount due on loans .....	29,859 50	.....
Certificates of Indebtedness .....	51,600 00	.....
Dane County Bonds.....	4,500 00	.....
United States Bonds .....	4,000 00	.....
Milwaukee City Bonds.....	10,000 00	.....
		<u>240,791 90</u>

Total productive funds, Sept. 30, 1877..... \$4,046,074 63

## DRAINAGE FUND.

This fund is comprised exclusively of certificates of sale and is held in trust for the counties; and the receipts received therefrom are annually apportioned to the proper counties with other drainage moneys. The amount productive September 30th, 1877, was \$11,009.23.

The changes in the several classes of the productive funds during the year have been produced as follows:

## SCHOOL FUND.

Amount of productive fund Sept. 30, 1876 .....		\$2,625,798 06
Decreased by payments on certificates of sale..	\$27,179 89	.....
forfeitures on certificates of sale .	12,100 45	.....
payments on loans .....	24,201 90	.....
forfeitures on loans.....	2,223 00	.....
payment on Madison city loan...	2,500 00	.....
city and town of Mineral P't loan.	5,000 00	.....
Iowa county loan .....	10,000 00	.....
Clark county loan .....	5,000 00	.....
		<u>88,205 24</u>
		<u>\$2,537,592 82</u>

Increased by new certificates of sale .....	\$13,668 25	.....
loans .....	6,600 00	.....
Wood county loan .....	38,500 00	58,768 25
Total .....		<u>\$2,596,861 07</u>

Showing a decrease in this fund during the year of \$29,436.99.

#### UNIVERSITY FUND.

Amount of productive fund Sept. 30, 1876.....		\$222,735 56
Decreased by payments on certificates of sale..	\$5,670 00	.....
forfeiture on certificates of sale..	1,494 00	.....
payments on loans.....	5,106 24	.....
Dane county bonds.	1,500 00	13,770 24
		<u>\$208,965 32</u>
Increased by new certificates of sale .....	\$1,697 00	.....
loans .. .....	12,578 00	14,275 00
Total .....		<u>\$223,240 32</u>

Showing an increase in this fund during the year of \$504.76.

#### NORMAL SCHOOL FUND.

Amount of productive fund Sept. 30, 1876.....		\$963,917 34
Decreased by payments on certificates of sale..	\$1,783 00	.....
forfeitures on certificates of sale ..	1,612 00	.....
payments on loans .....	12,472 00	.....
forfeitures on loans .....	900 00	.....
payment on Madison city loan ..	2,500 00	.....
Iowa county loan.....	10,000 00	.....
town bonds.....	2,200 00	31,467 00
		<u>\$932,450 34</u>
Increased by new certificates of sale.....	\$881 00	.....
loans .....	11,850 00	.....
Racine county loan .....	7,500 00	.....
town of Pine Valley loan.....	3,000 00	.....
Wood county loan.....	30,000 00	53,231 00
Total .....		<u>\$985,681 84</u>

Showing an increase in this fund during the year of \$21,764.00.

### AGRICULTURAL COLLEGE FUND.

Amount of productive fund Sept. 30, 1876.....		\$238,479 40
Decreased by payments on certificates of sale..	\$3,261 00	
forfeitures on certificates of sale.	1,774 00	
payments on loans.....	4,723 50	9,758 50
		\$228,720 90
Increased by new certificates of sale .....	\$3,407 00	
loans .....	8,664 00	12,071 00
		\$240,791 90
Total .....		\$240,791 90

Showing an increase in this fund during the year of \$2,512.50.

The following table shows a comparative statement of the amounts of the several productive trust funds, September 30, 1876, and September 30, 1877:

	1876.	1877.
School Fund.....	\$2,625,798 06	\$2,596,361 07
University Fund ..	222,735 56	223,240 32
Normal School Fund.....	963,917 34	985,681 34
Agricultural College Fund.....	238,479 40	240,791 90
Total .....	\$4,050,930 36	\$4,046,074 63

Showing a total decrease in the several productive trust funds, during the year, of \$4,855.73.

### UNPRODUCTIVE FUNDS.

The unproductive trust funds consist of unsold lands held in trust by the state for said funds, and are estimated as follows:

School Fund .....		\$253,898 00
University Fund.....		8,920 00
Normal School Fund .....		697,833 00
Agricultural College Fund.....		61,695 00
Drainage Fund .....		792,238 00
		\$1,814,579 00
Total .....		\$1,814,579 00



The amount of the trust funds on hand and in the treasury, September 30, 1877, and nonproductive, are as follows:

School Fund .....	\$74,195 22
University Fund.....	1,567 62
Normal School Fund.....	45,056 84
Agricultural College Fund .....	1,975 70
Total .....	<u>\$122,795 38</u>

Since the date of our last report there has been received from the general government patents for 11,846.99 acres of Swamp Lands in the Eau Claire and Bayfield Land Districts. These lands have been duly advertised, and will be offered at public sale on the 12th day of December, 1877.

PETER DOYLE,  
FERDINAND KUEHN,  
A. SCOTT SLOAN,

*Commissioners of School and University Lands.*



## EXHIBIT "A."

SALE OF SCHOOL LANDS for the fiscal year ending Sept. 30, 1877.

COUNTIES.	No. of acres.	Amount sold for.	Principal paid.	Interest paid.	Deposit paid.	Balance due.
Adams .....	40 00	148 46	38 46	5 64	.....	110 00
Ashland .....	160 00	142 24	90 24	2 28	.....	52 00
Barron .....	40 00	38 40	10 40	14	.....	28 00
Brown .....	360 00	722 41	235 41	19 09	.....	487 00
Buffalo .....	400 00	529 09	216 09	12 43	.....	313 00
Burnett .....	160 00	177 45	50 45	5 32	.....	127 00
Chippewa .....	1,619 00	1,392 43	560 03	13 60	.....	832 40
Clark .....	241 48	241 00	186 00	18	.....	55 00
Columbia .....	15 03	260 71	119 71	8 86	.....	141 00
Crawford .....	240 00	291 29	141 29	53	.....	150 00
Door .....	472 10	551 75	229 75	12 05	.....	322 00
Dunn .....	520 00	518 07	165 07	8 64	.....	353 00
Eau Claire .....	40 00	41 68	14 68	1 21	.....	27 00
Grant .....	120 00	539 50	130 59	22 46	34 91	374 00
Green Lake .....	268 45	1,022 02	106 02	2 99	.....	916 00
Jackson .....	480 00	571 70	167 70	4 86	.....	404 00
Juneau .....	80 00	82 62	14 62	1 80	.....	68 00
Kewaunee .....	40 00	50 21	50 21	.....	.....	.....
La Crosse .....	80 00	235 98	46 98	2 76	.....	189 00
La Fayette .....	40 00	59 01	9 01	16	.....	50 00
Lincoln .....	200 00	267 40	59 40	4 70	.....	208 00
Manitowoc .....	81 49	398 54	115 54	93	.....	283 00
Marathon .....	400 00	578 86	217 86	1 35	.....	361 00
Marquette .....	80 00	66 40	18 40	1 64	.....	48 00
Monroe .....	440 00	649 23	173 14	3 90	4 09	472 00
Oconto .....	650 45	706 76	239 76	12 34	.....	467 00
Outagamie .....	727 67	977 98	244 10	7 92	120 03	613 85
Ozaukee .....	.....	229 60	63 60	55	.....	166 00
Pierce .....	360 00	489 80	65 80	1 37	.....	424 00
Polk .....	160 00	183 04	41 04	47	.....	142 00
Portage .....	360 00	657 27	131 27	6 04	.....	496 00
Racine .....	.....	175 00	175 00	.....	.....	.....
Richland .....	364 74	601 09	132 09	10 77	.....	469 00
Rock .....	.....	552 61	138 61	15 76	.....	414 00
St. Croix .....	280 00	410 80	128 80	12 55	.....	282 00
Sauk .....	40 00	90 94	22 94	3 83	.....	68 00
Shawano .....	920 00	1,124 09	347 09	24 84	.....	777 00
Taylor .....	480 00	477 77	102 77	1 95	.....	375 00
Trempealeau .....	480 00	639 63	256 63	11 60	.....	383 00
Vernon .....	360 00	444 54	86 54	4 94	.....	358 00
Walworth .....	19 74	333 92	33 92	98	.....	300 00
Washington .....	.....	233 60	59 60	10 77	.....	174 00
Waupaca .....	400 00	715 62	214 62	22 11	.....	501 00
Waushara .....	.....	355 35	89 35	15 56	.....	266 00
Wood .....	120 00	725 00	103 00	3 47	.....	622 00
Total .....	12,340 15	19,670 86	\$5,843 58	305 34	\$159 03	13,668 25

## EXHIBIT "B."

SALE OF UNIVERSITY LANDS *for the fiscal year ending September 30, 1877.*

COUNTIES.	No. of acres	Amount sold for.	Principal paid.	Interest paid.	Deposit paid.	Balance due state.
Chippewa.....	440.00	\$847 74	\$148 74	\$13 28	.....	\$699 00
Door.....	40.00	120 00	30 00	1 10	.....	90 00
Eau Claire.....	240.00	548 05	130 05	10 91	.....	418 00
Marathon.....	80.00	147 34	38 34	6 17	.....	109 00
Pierce.....	120.00	332 56	53 56	2 31	.....	279 00
Saint Croix.....	40.00	136 14	34 14	3 95	.....	102 00
Total.....	960.00	\$2,131 83	\$434 83	\$37 72		\$1,697 00

## EXHIBIT "C."

SALE OF AGRICULTURAL COLLEGE LANDS *for the fiscal year ending September 30, 1877.*

COUNTIES.	No. of acres	Amount sold for.	Principal paid.	Interest paid.	Deposit paid.	Balance due state.
Chippewa.....	395.49	\$503 41	\$77 27	\$1 18	\$60 14	\$366 00
Dunn.....	120.00	143 39	37 39	4 24	.....	106 00
Lincoln.....	240.00	300 00	115 00	11 70	.....	185 00
Oconto.....	2,211.52	2,765 13	755 13	66 90	.....	2,010 00
Polk.....	600.00	716 22	161 22	1 80	.....	555 00
Shawano.....	200.00	250 00	65 00	3 91	.....	185 00
Total.....	3,767 01	\$4,678 15	1,211 01	\$89 73	\$60 14	\$3,407 00

## EXHIBIT "D."

SALE OF MARATHON COUNTY LANDS *for the fiscal year ending*  
*September 30, 1877.*

COUNTIES.	No of acres	Amount sold for.	Principal paid.
Marathon .....	605.18	\$453 89	\$453 89

## EXHIBIT "E."

SALE OF NORMAL SCHOOL LANDS *for the fiscal year ending Sep-*  
*tember 30, 1877.*

COUNTIES.	No. of acres.	Amount sold for.	Principal paid.	Interest paid.	Deposit paid.	Balance due state.
Adams .....	193 24	\$297 88	\$190 88	\$6 19	.....	\$107 00
Ashland.....	160 00	200 00	200 00	.....	.....	.....
Barron .....	70 22	67 28	67 28	.....	.....	.....
Burnett .....	160 00	200 00	200 00	.....	.....	.....
Chippewa .....	4,013 78	5,001 76	5,001 76	.....	.....	.....
Clark .....	40 00	34 51	34 51	.....	.....	.....
Door .....	788 95	681 34	681 34	.....	.....	.....
Jackson .....	390 26	239 94	239 94	.....	.....	.....
Juneau.....	520 74	268 42	268 42	.....	.....	.....
Kewaunee.....	160 00	292 87	292 87	.....	.....	.....
Lincoln .....	425 72	532 15	532 15	.....	.....	.....
Marathon .....	304 16	310 60	310 60	.....	.....	.....
Marquette .....	.....	432 62	108 62	19 41	.....	324 00
Oconto.....	740 01	839 46	839 46	.....	.....	.....
Outagamie .....	468 03	513 37	516 37	.....	2 00	.....
Polk .....	40 00	30 00	30 00	.....	.....	.....
Portage .....	320 10	269 31	269 31	.....	.....	.....
Shawano .....	280 00	396 31	166 31	1 65	.....	230 00
Taylor .....	113 32	142 02	142 02	.....	.....	.....
Waupaca.....	80 00	134 34	80 34	18	.....	54 00
Wood .....	493 62	464 12	298 12	54	.....	166 00
Total .....	9,762 15	\$11,353 30	\$10,470 30	\$27 97	\$2 00	\$881 00

## EXHIBIT "F."

SALE OF DRAINAGE LAND for the fiscal year ending September 30, 1877.

COUNTIES.	Number of acres.	Amount sold for	Principal paid.
Adams.....	400.00	\$223 42	\$223 42
Ashland.....	185.50	231 88	231 88
Barron.....	144.77	120 96	120 96
Buffalo.....	132.97	139 21	139 21
Burnett.....	308.70	365 88	365 88
Chippewa.....	4,795.47	6,052 61	6,052 61
Door.....	1,295.75	1,053 85	1,053 85
Douglas.....	40.00	50 00	50 00
Dunn.....	400.00	315 98	315 98
Eau Claire.....	40.00	56 90	56 90
Green Lake.....	80.00	67 44	67 44
Jackson.....	583.08	356 31	356 31
Jefferson.....	101.50	98 37	98 37
Juneau.....	560.04	291 28	291 28
Kewaunee.....	640.00	678 86	678 86
La Crosse.....	80.00	104 55	104 55
Lincoln.....	320.00	400 00	400 00
Manitowoc.....	40.00	52 60	52 60
Marathon.....	542.35	494 12	494 12
Marquette.....	120.00	79 73	79 73
Monroe.....	240.00	217 13	217 13
Oconto.....	1,122.57	1,167 59	1,167 59
Polk.....	160.00	140 00	140 00
Portage.....	294.33	223 97	223 97
Shawano.....	472.71	471 02	471 02
Taylor.....	36.66	45 83	45 83
Waupaca.....	625.29	628 01	628 01
Waushara.....	164.60	188 55	188 55
Winnebago.....	40.00	33 01	33 01
Wood.....	664.03	350 79	350 79
Total.....	14,630.32	\$14,699 85	\$14,699 85



## EXHIBIT "G."

LANDS held by the State September 30, 1877.

COUNTIES.	NUMBER OF ACRES.					
	School.	Univers- ity.	Normal School.	Drainage.	Agricul'l College.	Marat'n Co. L'ds.
Adams	5,594.60		8,816.86	14,728.11		
Ashland	7,000.25		42,196.01	48,416.84		
Barron	1,160.62		1,094.94	1,520.26		
Bayfield	11,099.05		9,944.06	11,465.00		
Brown			40.00	972.00		
Buffalo	2,255.25		3.00	2,827.57		
Burnett	18,451.45	27.25	21,865.18	26,516.05		
Calumet					80.00	
Chippewa	10,401.21	671.95	33,592.33	40,967.02	155.93	
Clark	1,440.80	280.45	2,807.05	3,799.51	38.44	
Columbia	17.06					
Crawford	886.00	157.42		827.72		
Dane				678.43		
Dodge			987.04	4,832.12		
Door	2,562.17	720.06	6,449.05	15,359.25		
Douglas	12,538.49		41,456.29	40,985.39		
Duon	1,320.03		120.00	401.56	40.00	
Eau Claire	2,880.85	575.16		815.00		
Fond du Lac				136.00		
Grant	314.00		40.00	40.00		
Green Lake				348.00		
Iowa	80.00			21.72		
Jackson	8,407.40		6,558.05	9,072.95		
Jefferson				158.50		
Juneau	4,835.20		20,409.08	24,907.79		
Kewaunee	40.00		880.46	3,285.57		
La Crosse	323.15		96.17	2,177.17		
La Fayette	30.00					
Lincoln	44,144.88		177,626.62	177,862.04	20,250.81	
Manitowoc	114.70			1,524.00		
Marathon	4,840.15	550.00	11,667.45	18,337.96		7,784.69
Marquette	1,178.00			1,702.23		
Monroe	3,111.08		720.00	4,577.41	13,395.06	
Oconto	39,729.07		146,979.20	161,628.43		
Outagamie	240.45		2,032.49			
Pepin	600.90	157.90		345.00		
Pierce		400.55		128.00		
Polk	3,320.30		2,547.42	4,002.00	4,204.01	
Portage	2,400.32	666.42	11,403.11	12,183.29		
Richland	1,080.31					
St. Croix	840.00	40.00		40.00		
Sauk	1,348.72			120.00		
Shawano	7,011.14		23,412.00	23,650.60	7,876.19	
Sheboygan				36.36		
Taylor	4,604.26		11,141.32	14,000.81	3,831.02	
Trempealeau	520.00	120.00	438.16	859.01		
Vernon	1,600.40			1,735.24		
Waukesha				104.15		
Waupaca	1,632.09		320.13	6,980.28		
Waushara	2,400.16			981.90		
Winnebago				932.15		
Wood	2,560.00		6,576.12	7,507.02		
Total	214,914.61	4,367.16	597,219.59	694,577.51	49,791.46	7,784.69



## EXHIBIT "H."

## APPORTIONMENT of Drainage Money, July 1, 1877.

COUNTIES.	Amount Apportioned.
Adams .....	\$160 00
Ashland .....	200 00
Barron .....	60 96
Brown .....	6 30
Buffalo .....	153 51
Burnett .....	428 00
Chippewa .....	5,731 90
Columbia .....	375 54
Dane .....	513 21
Door .....	611 81
Douglas .....	150 00
Dunn .....	361 51
Eau Claire .....	91 11
Fond du Lac .....	6 30
Grant .....	3 15
Green .....	2 80
Green Lake .....	134 48
Jackson .....	277 31
Jefferson .....	94 57
Juneau .....	791 80
Kewaunee .....	805 71
La Crosse .....	137 45
Lincoln .....	630 00
Manitowoc .....	68 15
Marathon .....	517 25
Marquette .....	245 13
Monroe .....	90 00
Oconto .....	1,125 95
Pepin .....	34 93
Polk .....	80 00
Portage .....	163 31
St. Croix .....	6 86
Sauk .....	14 63
Shawano .....	447 69
Taylor .....	195 83
Trempealeau .....	21 49
Waukesha .....	22 05
Waupaca .....	609 75
Waushara .....	229 06
Winnebago .....	220 47
Wood .....	824 89
Total .....	<u>\$16,644 86</u>

## EXHIBIT "I."

LOANS made to School Districts during the fiscal year ending  
September 30, 1877.

No. Dist.	Town.	County.	Amount.	Fund.
2	Lincoln .....	Adams .....	\$154 00	Agricultural College.
2	Alma .....	Buffalo .....	500 00	Normal School.
6	Nelson .....	Buffalo .....	400 00	Normal School.
4	Lincoln .....	Buffalo .....	400 00	University.
7	Edson .....	Chippewa .....	250 00	University.
3	Edson .....	Chippewa .....	160 00	Agricultural College.
1	Mayville .....	Clark .....	1,200 00	Normal School.
Jt. 3	Pine Valley & West- ton .....	Clark .....	600 00	University.
1	Eaton .....	Clark .....	1,000 00	Agricultural College.
5	Fountain Prairie...	Columbia .....	200 00	University.
6	Fountain Prairie...	Columbia .....	500 00	University.
10	Clayton .....	Crawford .....	150 00	University.
Jt. 8	Scott & Richwood ..	Crawford and Richland .....	400 00	Normal School.
3	Cross Plains .....	Dane .....	325 00	University.
1	Gibraltar .....	Door .....	500 00	Normal School.
7	New Haven .....	Dunn .....	400 00	Normal School.
5	Weston .....	Dunn .....	250 00	University.
2	Pleasant Valley .....	Eau Claire .....	600 00	Normal School.
3	Otter Creek .....	Eau Claire .....	200 00	University.
4	Washington .....	Eau Claire .....	200 00	University.
2	Otter Creek .....	Eau Claire .....	100 00	University.
Jt. 12	Jordan and Monroe	Green .....	500 00	University.
5	Clarno .....	Green .....	700 00	Agricultural College.
8	Highland .....	Iowa .....	600 00	University.
7	Manchester .....	Jackson .....	150 00	Agricultural College.
4	Lindina .....	Juneau .....	400 00	Normal School.
Jt. 9	Summit & Lindina.	Juneau .....	140 00	University.
1	Onaska .....	La Crosse .....	800 00	University.
1	Argyle .....	La Fayette .....	1,000 00	Normal School.
1	Holeton .....	Marathon .....	200 00	Normal School.
4	Bergen .....	Marathon .....	150 00	University.
3	Mosinee .....	Marathon .....	100 00	University.
3	Brighton .....	Marathon .....	600 00	University.
4	Wellington .....	Monroe .....	350 00	University.
6	Glendale .....	Monroe .....	400 00	University.
3	Wilton .....	Monroe .....	400 00	Agricultural College.
Jt. 1	Little Suamico and Pensaukie .....	Oconto .....	200 00	Agricultural College.
3	City of Appleton ..	Outagamie .....	1,000 00	Agricultural College.
Jt. 5	River Falls & Mar- tell .....	Pierce .....	600 00	Agricultural College.
2	Trimbell .....	Pierce .....	100 00	University.
4	Trenton .....	Pierce .....	200 00	University.
6	Black Brook .....	Polk .....	400 00	Agricultural College.
3	Stevens Point .....	Portage .....	225 00	Agricultural College.

## "I." — Loans made to School Districts — continued.

No. Dist.	Town.	County.	Amount.	Fund.
Jt. 2	Almond and Oasis .	Portage and Waushara ..	450 00	University.
1	City of Stevens Po't	Portage ....	2,000 00	Normal School.
7	Ithaca.....	Richland.....	680 00	University.
Jt. 1	Turtle and Beloit ..	Rock .....	350 00	University.
4	Beloit .....	Rock .....	300 00	University.
6	Magnolia.....	Rock .....	600 00	University.
7	Stanton .....	St. Croix .....	300 00	University.
Jt. 4	Baldwin and Hammond .....	St. Croix .....	2,500 00	Agricultural College.
Jt. 11	La Valle & Ironton.	Sauk .....	500 00	Normal School.
7	La Valle .....	Sauk .....	225 00	Agricultural College.
2	Spring Green.....	Sauk .....	3,600 00	School.
5	Little Black .....	Taylor .....	200 00	University.
4	Little Black .....	Taylor .....	200 00	University.
6	Little Black .....	Taylor .....	250 00	Agricultural College.
1	Pigeon .....	Trempealeau .	800 00	University.
1	Preston .....	Trempealeau .	600 00	Agricultural College.
8	Jefferson .....	Vernon .....	250 00	University.
7	Forest.....	Vernon .....	220 00	University.
Jt. 3	Oconomowoc, Summit and City of Oconomowoc ...	Waukesha....	3,000 00	Normal School.
Jt. 3	City of Oconomowoc	Waukesha....	2,000 00	School.
1	St. Lawrence .....	Waupaca.....	750 00	Normal School.
2	Little Wolf .....	Waupaca.....	613 00	University.
3	Matteson .....	Waupaca.....	100 00	Agricultural College.
1	Marshfield.....	Wood .....	1,000 00	School.
	Total.....		\$39,692 00	