



LIBRARIES

UNIVERSITY OF WISCONSIN-MADISON

Wisconsin football 1995.

Madison, Wisconsin: UW Sports Information Office, 1948


<https://digital.library.wisc.edu/1711.dl/V4U5WL5WV7QWS8U>

<http://rightsstatements.org/vocab/InC/1.0/>


The libraries provide public access to a wide range of material, including online exhibits, digitized collections, archival finding aids, our catalog, online articles, and a growing range of materials in many media.

When possible, we provide rights information in catalog records, finding aids, and other metadata that accompanies collections or items. However, it is always the user's obligation to evaluate copyright and rights issues in light of their own use.

WISCONSIN



1995 Media Guide




David Shilka

Pete Monty


1995 SCHEDULE

- September 2 **COLORADO**
Hall of Fame Day
- September 16 at Stanford
- September 23 **SOUTHERN METHODIST**
Band Day
- September 30 at Penn State
- October 14 **OHIO STATE**
Parents' Day
- October 21 at Northwestern
- October 28 **MICHIGAN STATE**
Homecoming
- November 4 at Purdue
- November 11 at Minnesota
- November 18 **IOWA**
Badger Blast
- November 25 **ILLINOIS**
W Club Day



David Shilka

John Hall




David Shilka

Jason Maniecki


WISCONSIN BADGER FOOTBALL

QUICK FACTS


Location: Madison, WI
Founded: 1848
Enrollment: 40,305
Nickname: Badgers
Colors: Cardinal & White
Stadium: Camp Randall
Capacity: 76,129
Chancellor: David Ward
Ath. Dir.: Pat Richter
Coach: Barry Alvarez
Alma mater: Nebraska '69
Record: 28-27-2 (5 years)
Career record: same
1994 record: 7-4-1
1994 BigTen: 4-3-1 (4th)
Lettermen back/lost: 42/26
Starters back/lost: 10/12



Page 44



Page 65



Page 113

WHY WISCONSIN?

Academics	2
Madison	4
The University	5
Prominent alumni	7
Big Ten Conference	9
Academic support	10-11
Weight room	12-13
Training room	14-15
Equipment room	16
Media services	17
NFL	18-19
Camp Randall	20-21
McClain Center	23
Holy Name Seminary	24
Walk-ons	25
Community Service	26
Badger Notables	27-32

PREVIEW

Outlook	34-36
Depth chart	37
Pronunciation guide	37
Rosters	38-41

PERSONNEL

Head coach	44-49
Assistant coaches	50-59
Support heads	60-61
Director of Athletics	62
Administration	63-64
Veteran players	65-91
Rookie players	92-94

REVIEW

Results & statistics	96-97
Game-by-game	98
Lineups	99
Individual statistics	100-01
All-Big Ten	104
Big Ten Statistics	105-07
Summaries	108-11
Honors and awards	112

HONORS

Big Ten champions	114-18
Bowl records	119
Bowl summaries	120-23
Captains	124
All-Americans	125-31
All-time team	132
College Hall of Fame	133
Academic awards	134-35
NFL draft	136-39
Team awards	140-41
All-star games	142-43
Heisman Trophy	144
All-Big Ten	145
Lettermen	146-54

RECORD BOOK

Team records	156-57
Individual records	158-87
Camp Randall records	188
Homecoming and TV	190
Coaches' records	191
NCAA leaders	193
Attendance	194-95
Crowds	196-97
Top seasons	198
Top games	199
Weekly polls	200
Final polls	201
Yearly records	202-03
Scores	204-10
Series scores	211-13
The last time	214

OPPONENTS

Opponents	216-26
Bowl schedule	227
Big Ten schedule	228

MEDIA INFO.

Media note	230-31
Staff directory	232
Primary media	233
Radio and TV	234-35
Sports information	238
Future schedules	239
Index	240

Front cover: Quarterback Darrell Bevell, the Badgers' all-time leading passer, was the first-team all-Big Ten quarterback in 1993 (photo by David Stluka).


CREDITS

The 1995 Wisconsin football media guide was produced by the UW Sports Information Office: Steve Malchow, Director; Justin Doherty, Associate; Julie Kluge, Assistant; Dan Meyer, Intern.

Photographers: David Stluka, Steve Woltmann, Del Brown, Greg Anderson, Jay Salvo, Jeff Miller, Andy Mendelson, Cary Schlimovitz and Manfred Chang.

The Wisconsin football media guide is available to the general public by sending cash, check or money order for \$15 to Barb Wyatt, Sports Information Office, 1440 Monroe Street, Madison, WI 53711.

ACADEMICS & ATHLETICS



Achieving national recognition in both academics and athletics is a difficult challenge for universities today. The University of Wisconsin is one of the few institutions that has earned praise for its work in the classroom and on the field of play.






With its admittance to the Association of American Universities (AAU), the UW-Madison has been recognized for its solid reputation in the academic world. Indeed, only 56 schools nationally are in the AAU.

Balancing the academic requirements of an outstanding institution with the demands of collegiate athletic competition is difficult. However, the University of Wisconsin has attacked the challenge and succeeded.

Inclusion in the Association of American Universities and back-to-back bowl championships on the gridiron in 1994-95 are evidence that academics and athletics do indeed mix at the University of Wisconsin.

Arizona	Nebraska
Brandeis	New York Univ.
Brown	North Carolina
California	Northwestern
Cal. Inst. of Tech	Ohio State
Carnegie-Mellon	Oregon
Case Western	Penn State
Catholic Univ.	Pennsylvania
Chicago	Pittsburgh
Clark	Princeton
Colorado	Purdue
Columbia	Rice
Cornell	Rochester
Duke	Rutgers
Florida	Stanford
Harvard	S.U.N.Y.
Illinois	Syracuse
Indiana	Texas
Iowa	Tulane
Iowa State	UCLA
Johns Hopkins	UC-San Diego
Kansas	USC
Maryland	Vanderbilt
M.I.T.	Virginia
Michigan	Washington (Mo.)
Michigan State	Washington
Minnesota	Wisconsin
Missouri	Yale

BADGERS IN BOWLS



MADISON



"QUOTE, UNQUOTE"

"Madison is the campus that's never mentioned when the 'What are the prettiest schools in the world?' question pops up. But it should be!"

BOB WOOD, *BIG TEN COUNTRY*



Madison is home to both the University of Wisconsin and the state capital. One of the Midwest's most vibrant communities, Madison offers an endearing quality of life to both its residents and students.

The centerpiece of the city is the State Capitol. The campus is west of the Capitol and offers easy access to shopping malls, restaurants for every taste and popular night spots.

With a diverse population of nearly 200,000, Madison offers the unique combination of big-city excitement and small-town charm. Madison is an action-oriented community that promotes participation in government, education, sports, arts and recreation.

The 900-acre campus is located among gentle rolling hills and wooded areas between Lakes Mendota and Monona. Filmmakers have selected the campus as the location for films about college life; one was the 1986 summer hit *Back to School* with Rodney Dangerfield.

One of the best loved and most visited areas of the campus is the Memorial Union Terrace, where students sit and study or socialize against a backdrop of sailboats, sailboards and swimmers enjoying Lake Mendota.


NATION'S NO. 2 CITY BY *MONEY* MAGAZINE

Madison was listed second on *Money* magazine's 1993 list of the nation's most livable cities. Following are excerpts from *Money's* seventh annual survey.

"A popular t-shirt sold in Madison describes the state capital and home of the University of Wisconsin as the 'alternative to reality.' That's about right. Madison, which has ranked in our top 10 for the past three years, offers special attractions."

"Madison's awesome beauty and laid-back style appeal to most everyone. Walk along State Street's thriving pedestrian mall and you'll see the elderly on bicycles and yuppies and hippies moving around the street vendors, New Age stores and coffee shops."

"For a relatively small city, Madison offers a number of surprises. For example, you can find Caribbean, Ethiopian, Thai and more than 20 other reasonably priced types of ethnic restaurants."



THE UNIVERSITY

THE UNIVERSITY OF WISCONSIN

The University of Wisconsin, founded in 1848, has been recognized throughout its history as one of the nation's leading institutions of higher learning. *U.S. News*, in a 1993 issue, included UW-Madison in a list of the "Best College Buys."

From the initial class of 17, the student population has grown to a current enrollment of more than 40,000 students, the sixth-largest school in the U.S.

- Wisconsin is one of just 56 members of the Association of American Universities, the most prestigious organization in higher education in the U.S.

- University libraries house more than 5.4 million volumes, 13th-most in the nation according to the Association of Research Libraries.

- The UW had \$372 million in research and development funds in 1994, third-most in the nation according to a National Science Foundation survey.

- Wisconsin received \$164 million in voluntary support in 1994, ranking first nationally among public colleges and universities.

- According to a *Standard & Poor's* survey, Wisconsin is one of the nation's top producers of corporate executives, ranking second in undergraduate degrees.

- *U.S. News & World Report* rated the UW-Madison's sociology department as No. 1 in the nation. Additionally, the magazine ranked psychology 12th, history 9th, political science 10th, economics 11th and engineering 12th.

- The 1983 Assessment of Research-Doctorate Programs in the United States reported that 15 departments on campus were rated in the top 10 of the nation.

- The University boasts the top-rated Department of Education in the nation according to 1990 and 1994 studies conducted at the University of Illinois.

- The Wisconsin Alumni Association is the second-largest independently financed group in the United States.

- Through its history, the UW-Madison has produced 12 Nobel Prize winners, 22 Pulitzer Prize winners, 44 members of the National Academy of Sciences, 14 members of the National Academy of Engineering and two members of the National Academy of Education.

- The University was a runner-up in the 1993 Rochester Institute of Technology/*USA Today* Quality Cup competition.




UNIVERSITY COLLEGES & SCHOOLS

Agricultural & Life Sciences, College of
Natural Resources, School of
Business, School of
Continuing Studies, Division of
Education, School of
Engineering, College of
Environmental Studies, Institute of
Family Resources & Consumer Sciences
Graduate School
International Studies and Programs
Law School
Letters and Science, College of
Journalism & Mass Communication, School of
Library and Informational Studies, School of
Music, School of
Social Work, School of
Medical School
Nursing, School of
Pharmacy, School of
Veterinary Medicine, School of

THE WORD ON THE UW

"Athletics is a connecting point among the people of Wisconsin. Win or lose, people like to talk and to reflect on sports, and they like to be part of the excitement and camaraderie that college athletics inspires. The success of Badger athletics poses our university in the national spotlight and offers the country another window through which to view our mission."

CHANCELLOR DAVID WARD



FISKE'S GUIDE TO COLLEGES 1994

"A list of first-rate academic programs at Madison would be as complete as a college catalog elsewhere. All in all, it is a non-stop festival that students sum up as 'diverse, intellectual, fashionable and moderately hedonistic'. The UW-Madison remains one of life's gold mines for those willing to dig."

YALE DAILY NEWS: INSIDER'S GUIDE TO COLLEGES 1991

"You'll find opportunities at Madison limited only by your ambition. Almost all departments at Madison receive solid reviews from students."

HOW TO GET AN IVY LEAGUE EDUCATION AT A STATE UNIVERSITY

"In many ways, UW-Madison provides an excellent college environment: rigorous academic standards, a competent hard-working student body, a diversity of political and social views passionately espoused, a large population of international students, school spirit and a college town that is cosmopolitan yet hang-loose."

BARRON'S 300 BEST BUYS IN COLLEGE EDUCATION

"If you do make the effort, you may be getting the biggest bang for the buck in American education."

PROMINENT ALUMNI

NOTABLE ALUMNI

Arts

Mason Adams, Emmy Award-winning actor on "Lou Grant;" **Don Ameche**, star of movies and stage; **Joan Cusack**, actress in "Working Girl;" **Thomas Miller**, writer of "Happy Days," "Laverne and Shirley," "Bosom Buddies" and "Perfect Strangers;" **Joyce Carol Oates**, novelist; **Daniel Travanti**, Emmy Award winning actor on "Hill Street Blues;" **David and Jerry Zucker**, producers of "Airplane," "Naked Gun" and "Ruthless People"

Business


Susan Davis, CEO of Susan Davis Companies; **Norman Dean**, president of Hills Brothers Coffee; **Robert Froehlke**, CEO of IDS Mutual Fund Group; **Lee Raymond**, chairman of Exxon

Government

Gov. Tommy Thompson (Wisconsin); **Sen. Herb Kohl** (Wisconsin); **Sen. Russ Feingold** (Wisconsin); **Sen. Charles Robb** (Virginia); **Mayor John Norquist** (Milwaukee); **Mayor Paul Soglin** (Madison)

Journalism

Jeff Greenfield, news analyst of ABC Nightline; **Steven Bornstein**, President of ESPN; **Rudy Martzke**, sports columnist of *USA Today*; **Edwin Newman**, retired dean of NBC News; **Len Shapiro**, sports reporter of *Washington Post*




Sen. Herb Kohl (Wisconsin), owner of the Milwaukee Bucks.



Rudy Martzke, a sports columnist for USA Today newspaper.




Brewers owner Bud Selig is the acting Major League Baseball Commissioner.



Tommy Thompson, Governor of the State of Wisconsin.


BADGER FAITHFUL



"QUOTE, UNQUOTE"

"We practice all week knowing we're going to be out there in front of 75,000 to 80,000 people. When you come down that tunnel, it always has you tingling. The red; your friends; your family. I can't even begin to explain how exciting it is."

FORMER BADGER LEE DERAMUS



BIG TEN CONFERENCE

From its beginning 100 years ago, the Big Ten Conference continues to be recognized as one of the premier athletic leagues in the nation. In a time when consistent excellence is difficult to maintain, the Big Ten continues to be a showcase for the finest achievements in athletics and academics.

ON-FIELD SUCCESS

Big Ten teams performed well on the field as the league posted a 4-1 bowl game record and registered a 27-11-1 non-conference mark. Those records were the best by the league since 1975 and 1985, respectively. The Big Ten has claimed a record four bowl wins each of the last two years.

EXPOSURE

More evidence of Big Ten football's popularity is found in the consistently high TV ratings and number of appearances. With bowl bids secured for its top five finishers — Rose (champion), Florida Citrus (second), Outback (third), Alamo (fourth) and Sun (fifth) — the league has the best post-season arrangement.

The Big Ten features 11 institutions in eight states and reaches into such metropolitan areas as Chicago, Detroit, Milwaukee, Minneapolis, New York, Cincinnati, Columbus, Indianapolis, Philadelphia and Pittsburgh.

TRADITION

The Big Ten celebrates its centennial season of gridiron action this fall. Much of the league's storied history is built around legendary players and coaches like Alan Ameche, Red Grange, Tom Harmon, Nile Kinnick, Archie Griffin, Crazylegs Hirsch, Dick Butkus, Woody Hayes, Bo Schembechler and Joe Paterno.

FAN SUPPORT

For the second consecutive season, the Big Ten set an all-time attendance record as 4.4 million fans attended league games in 1994. In the 33 years that the NCAA has maintained attendance records, the Big Ten has ranked among the top two conferences nationally every season. A conference-record 31 games were sellouts last fall.

Six conference teams ranked in the nation's top 20 for average attendance, including the Badgers' climb to No. 8. The Big Ten was the national attendance leader in football, men's and women's basketball and volleyball last season.

More people watched Big Ten football on television last fall via the conference's national outlets of ABC and ESPN than any other league. More than 25 percent of the nation's television sets are in the league's eight-state territory.

KING OF BOWLS

The Big Ten is the only conference in the United States with automatic bowl bids for its top five conference finishers

Champion	Rose Bowl
Runner-up	Florida Citrus Bowl
Third-place	Outback Bowl
Fourth-place	Alamo Bowl
Fifth-place	Sun Bowl

BIG TEN CENTENNIAL

The 1995 Big Ten football season will be something to celebrate as the Conference marks its centennial. Special events will take place on each Big Ten campus throughout the 1995-96 year. During the summer of '95, the 100th anniversary celebration will be kicked off in Chicago with the "Big Ten Centennial Week."

DISTINGUISHED LEAGUE

Established in 1896, the Big Ten Conference is the oldest intercollegiate conference of major academic and research institutions in the nation. The Big Ten is also the only league in the nation whose membership is entirely composed of institutions that are members of the AAU, a prestigious association of academic and research institutions in the U.S.

ACADEMIC SUPPORT



Academic and Student Affairs Program

The primary objective of the Department of Academic and Student Affairs office is to ensure the academic success of all UW student-athletes. Counseling and advising services, plus a number of academic help programs, are offered to all student-athletes at the University.

The academic and student affairs staff is available to assist the UW's 700 student-athletes in registration and course selection, monitor progress toward degrees, offer career guidance and serve as valuable resource people.


Staff members work with student-athletes who desire extra academic help. The department utilizes the services of more than 100 tutors to provide one-on-one assistance or group study help.

The department arranges for exam proctoring, offers advice on resume preparation and coordinates the grant-in-aid program. Support groups are offered to students who become medically or academically ineligible for competition.






ACADEMIC SUPPORT STAFF




Alan Zussman



Jerry Darda



Mary Maroder



Bill Naves


John Dettmann

Robert Haskett

Shay Thomas

Scott Hartshead

STRENGTH & CONDITIONING



The Strength & Conditioning Program

The Wisconsin strength and conditioning program is a sophisticated blend of science, technology and one-on-one attention to each athlete. Throughout the year, UW athletes spend more time working on strength and conditioning than any other aspect of their game.

During the off-season, athletes work on strength improvement, speed, power, agility and conditioning. The in-season program is

devoted to continuation of strength gains and performance-related conditioning.

Each year when freshman players arrive, baseline measures of strength, speed, power, agility, flexibility and endurance are collected. Measures of body composition, weight and frame size are also recorded. With this information, goals are set for development and maintenance. Individual programs are established for each

player by strength and conditioning coach John Dettmann.

The UW also offers a sports nutrition program, coordinated by Scott Hettenbach. The program assists athletes in meeting their nutritional demands and body composition goals. Badger athletes also benefit from guidance and support from Robert Hackett and Stieg Theander.

FREE WEIGHTS


- 45,000 pounds of free weights
- 8 squat racks
- 8 bench press stations
- 8 incline press stations
- 10 flat-to-incline benches
- 4 military press stations
- 5 power clean platforms
- 6 lunge/set-up platforms

CONDITIONING MACHINES


- 8 pull/push down stations
- 3 complete sets of dumbbells
- 3 neck machines
- 1 arm development area
- 2 bear squat machines
- 3 leg extension machines
- 3 leg curls machines
- 1 multi-hip station
- 2 dip/leg raise stations
- 2 hyper extensions
- 2 leg sleds
- 1 seated calf machine
- 2 standing calf machines
- 2 stairmasters
- 3 Universal aerobicycles
- 8 hammer machines
- 1 Nautilus assisted chin/dip




STRENGTH & CONDITIONING STAFF




John Dettmann



Robert Hackett

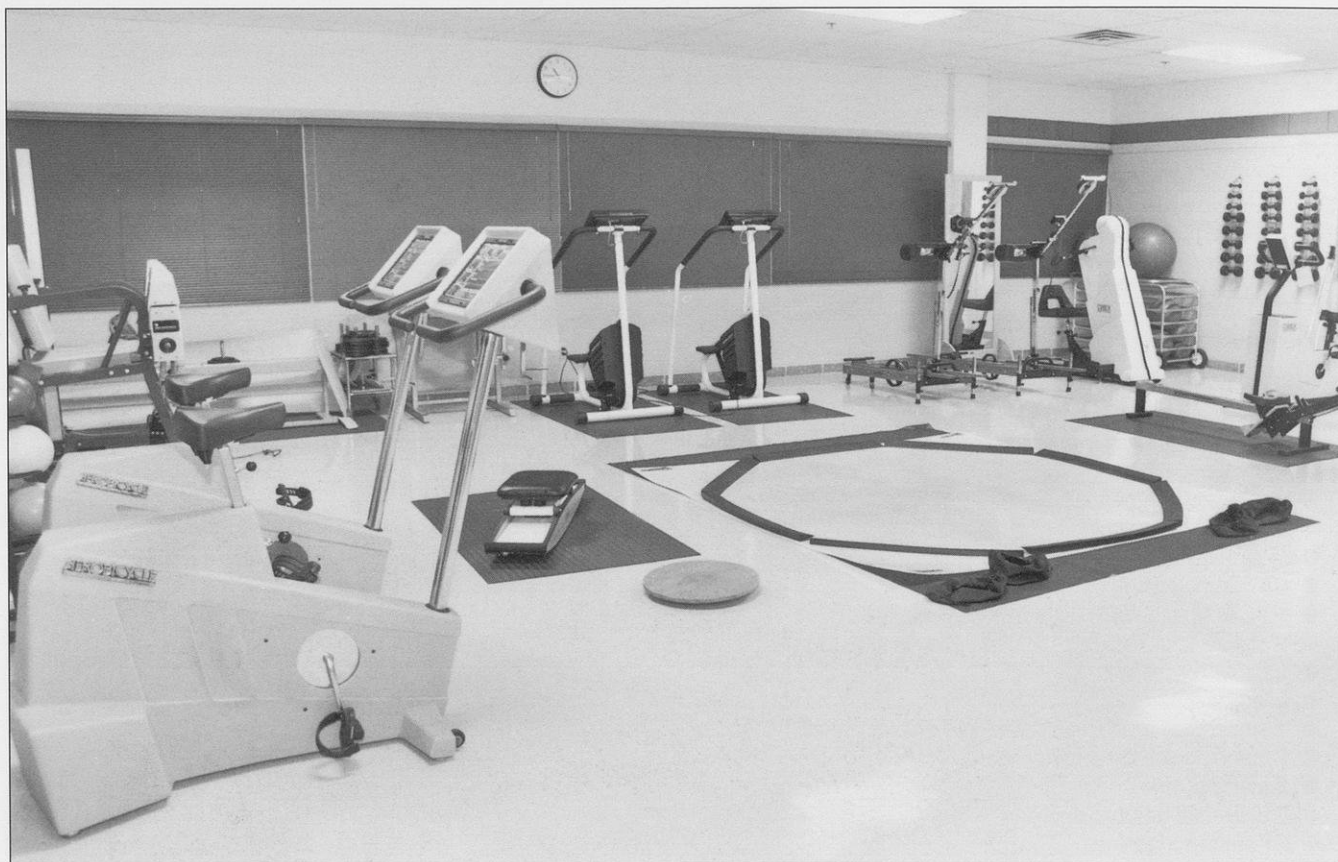


Stieg Theander



Scott Hettenbach

SPORTS MEDICINE



The Training & Sports Medicine Program

The Wisconsin Sports Medicine program features state-of-the-art facilities and the outstanding services of leading sports medicine and health care professionals.

Headquartered in the McClain Center, the department also maintains facilities at Camp Randall Stadium, the UW Field House, the Natatorium, the Nielsen Tennis Stadium and the Dane County Coliseum.

The Sports Medicine program focuses on injury prevention. Staff members utilize Cybex strength-testing devices, provide dietary

analyses, measure physiological capacity and outline programs to improve an athlete's flexibility.


The UW is one of a handful of schools with an on-site X-ray machine, enabling physicians to quickly and thoroughly evaluate injuries and prescribe treatment.

Athletic trainers and physicians work together to design rehabilitation programs for injured athletes. A wide variety of facilities and equipment, including a rehabilitation swimming pool, Cybex equipment, the Impulse Inertial Exercise System, Stairmasters,


and Fitron Bicycles, help athletes rehabilitate injuries and minimize the loss of general fitness during recuperative time.

Dennis Helwig, a 1974 UW graduate, coordinates the Sports Medicine Program. He is assisted by five athletic trainers, one physical therapist, two graduate assistant trainers and 30 student trainers. Team physician coverage is headed by Dr. Ben Graf and Dr. Greg Landry of the UW Hospitals and Clinics. Orthopedist Dr. John Orwin rounds out the medical staff.


LABORATORY




Dr. Ben Graf



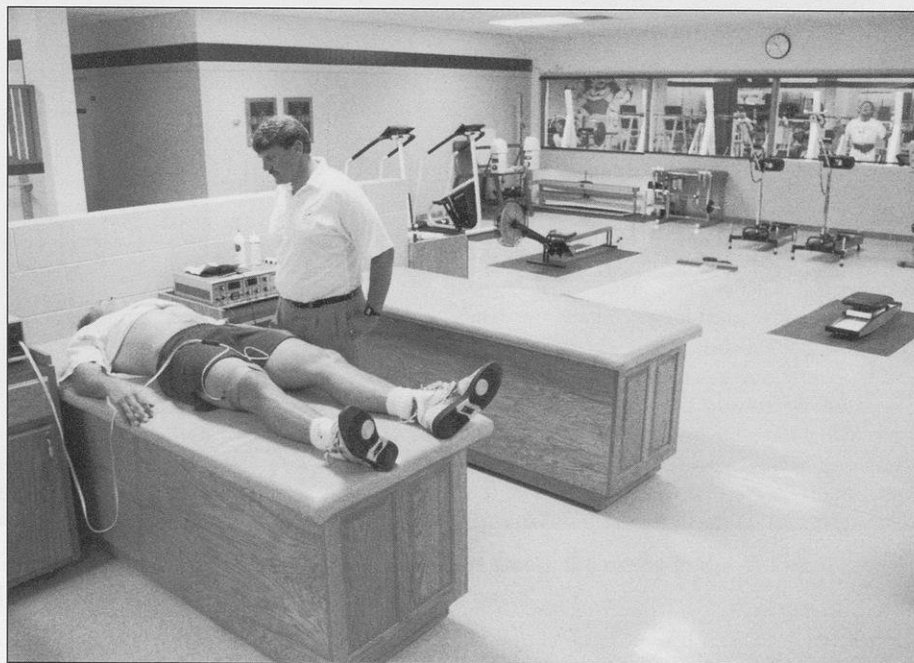
Dr. Greg Landry



Dennis Helwig



Barb Pearson



EQUIPMENT ROOM




The Wisconsin Equipment staff handles all the ordering and inventory of Badger athletic gear for the football team.

Director Jim McCormick oversees an operation that custom fits all Badger football players for pads, jerseys, shoes and helmets.


The state-of-the-art equipment center is the headquarters of the Wisconsin staff. Its unique design and location in the locker room makes it easily accessible to all players and functional on both game and practice days.

McCormick and his staff work closely with Coach Barry Alvarez to insure that Wisconsin football players have both the safest and most-innovative equipment available to ensure peak performance.

EQUIPMENT STAFF



Jim McCormick



Mark Peeler


MEDIA EXPOSURE

Playing college football in the Big Ten and at the University of Wisconsin is an opportunity for success, excitement and exposure.


Badger football is unique with its intense media coverage. Among the many media outlets that cover Wisconsin football are three local television stations, three radio stations, three major newspapers -- two in Madison and one in Milwaukee -- a student paper and a specialty publication dedicated solely to Wisconsin sports.

Coach Barry Alvarez, Badger players and the Wisconsin team were featured in nearly every major metropolitan newspaper during their Rose Bowl run of 1993. The Badgers also performed on ABC or ESPN television a school-record seven times each of the last two years.

All games are broadcast on a state-wide radio network. Home games are replayed on television each week. Alvarez has a weekly media session that routinely draws 20-plus reporters. Local media members cover Badger football on a daily basis, interviewing players after every practice.



Terrell Fletcher is interviewed live by ESPN after the Badgers' Hall of Fame Bowl win over Duke.




Coach Barry Alvarez meets the media in the McClain Facility Auditorium after a game.

Don Turk (Los Angeles Raiders)

Jeff D'Amico (Miami Dolphins)

NFL BADGERS







If getting a chance to play in the National Football League is a dream, the Wisconsin program can be your ticket to earning that opportunity. Playing in the Big Ten and at Wisconsin attracts the attention of pro coaches and scouts.


Talent evaluators frequent the Madison campus to watch films, speak with coaches and rate the prospects of all team members.

The Badger staff holds a pro scouts day each spring when evaluators are invited to campus to view a workout session showcasing players' abilities.


Pursuing a pro football dream is up to you. The University of Wisconsin will, however, enhance your chances.




CAMP RANDALL STADIUM



Nate Odomes (currently of the Seattle Seahawks)



Rafael Robinson (Seattle Seahawks)



Dan Turk (Los Angeles Raiders)



Jeff Dellenbach (Miami Dolphins)

CAMP RANDALL STADIUM



Camp Randall Stadium, built in 1917, is the home for Wisconsin's football team. The current capacity (76,129) ranks among the nation's largest school-owned stadiums.

The Facility

Distinguished by its impressive double-deck structure and horseshoe design, Camp Randall Stadium has been the Badgers' facility since its opening game on Nov. 3, 1917. It has been host to 416 UW football games and attracted nearly 19 million fans.

Besides the field, Camp Randall houses the athletic department offices, lounges and study areas for student-athletes, as well as film, training and weight rooms and a display of football memorabilia.

The Stadium is the centerpiece of

Wisconsin's athletic complex. Located on the same block on the west side of campus are the Dave McClain Athletic Facility, the state-of-the-art indoor practice building, and the Wisconsin Field House.

Crowds and Success

Wisconsin set a school record in 1994 when an average of 77,328 fans (99.5 percent of capacity) attended games at Camp Randall Stadium. Since Alvarez came to Madison, attendance at Wisconsin home games has improved 85 percent.

The UW has drawn more than 70,000 spectators to 72 games since 1970, including a record 80,024 against Michigan in 1978.

Success on the field has also been evident in Camp Randall Stadium.

The Badgers have posted a 13-2-2 home mark the last three years.

The History

Camp Randall Stadium and its grounds had a rich history prior to its affiliation with Wisconsin athletics.

In the days before the Civil War, the site was owned by the Wisconsin Agricultural Society, which held its annual state fair on the grounds. When hostilities broke out in 1861, the society gave the land to the government for a major military training center. More than 70,000 troops attended training drills at the Camp Randall complex.

After peace was restored nationally, the land was returned to state fair property. The fair later moved to Milwaukee, and Wisconsin's Civil

War veterans urged the legislature to purchase the land. In 1893, the state presented the site to the university as a memorial athletic field.

Intercollegiate athletics began on campus in 1881, and football joined the scene in 1889. The first games were played on the lower part of campus. The stadium was built at its present site in 1913. A tragic collapse of the wooden bleachers in 1915 prompted the UW to make plans for concrete stands.

Stadium Construction

Two years later, a 10,000-seat concrete stadium was built with a grant of \$15,000 from the state legislature. The rest of the money came from department revenues.

The first game played in the present Camp Randall Stadium was a thrilling 10-7 homecoming victory over Minnesota in 1917. Capacity of the structure has increased several times, jumping to 51,000 by 1951.

A revision of the seating arrangements in 1955 boosted the capacity to 52,788. In 1958, the running track was removed, the playing field was lowered 10 feet and capacity was increased to 63,435. A second deck on the west side was added in 1966, raising the capacity to 77,745. Restructuring in the student section in '94, lowered capacity to its present level of 76,129. The facility is designed so that all seats point toward the center of the field, providing excellent sight lines.

The Communications Center, which is one of the Midwest's best facilities for working media, was built after the 1966 season. The three-level structure includes areas for media, game personnel, department officials and patrons.

Facility improvements have been continued into this decade with the installation of an artificial turf playing field in the summer of 1990 and a computerized scoreboard and message center added in 1992.

STADIUM FACTS

First game: vs. Minnesota on Nov. 3, 1917

Largest crowd: 80,024 vs. Michigan on Oct. 21, 1978

Longest Camp Randall Stadium winning streak: 9 games (1930-31 and 1961-63)

Longest Camp Randall Stadium non-losing streak: 12 games (1953-55)

Undefeated seasons: 1920 (4-0), 1921 (3-0-1), 1930 (6-0), 1932 (5-0), 1942 (5-0-1), 1950 (4-0), 1951 (4-0-1), 1954 (5-0), 1962 (6-0), 1993 (4-0-1)

Record at Camp Randall Stadium: 230-164-21

Capacity: 76,129



Camp Randall Stadium, which has endured several seating increases, seated 32,000 fans in the 1930's.



The facility, as it looked in 1914, with the "then permanent" wooden bleachers.

ATHLETIC FACILITIES



McCLAIN FACILITY



The Dave McClain Athletic Facility

The Dave McClain Athletic Facility, opened in 1988, is a symbol of the Athletic Department's commitment to maintaining a first-class sports program.

The 166,264-square foot facility compares favorably with the best indoor training centers in the nation. Named in honor of the late Wisconsin football coach Dave McClain, the

structure provides a suitable environment for practice during inclement weather.

A 76,380-square foot main floor features an artificial surface field (90 yards) with a ceiling high enough for kicking. The lower level includes locker rooms, training facilities (including on-site X-ray machines) and a spacious weight room.

On the second level, a theater-style auditorium (seating for 150), classrooms for individual position meetings and a players' lounge are some of the highlights. The entire facility cost \$9.5 million to build.

McClain, the Badgers' coach from 1978-85, led the UW to bowl games in 1981, 1982 and 1984. He died of a heart attack in the spring of 1986.

FALL TRAINING CAMP

The University of Wisconsin is one of the few schools in the nation that has an off-campus facility for its fall training camp. The Badgers spend their session at the Holy Name Seminary in Middleton, Wis.

The squad has access to several practice fields, an auditorium, classroom facilities, a swimming pool, game room, dining areas and living quarters for players and staff.

Besides offering tremendous facilities for training and practice, the Seminary allows for a learning environment that is free from distractions.

With its multiple grass practice fields as well as dining, meeting and sleeping facilities, it is the top fall training camp facility in the Big Ten Conference.



"QUOTE, UNQUOTE"

"Having an off-campus site to hold our fall training camp is a real advantage. It gives us a chance to spend a lot of time together without distractions. That helps develop chemistry and comraderie. The site itself is extremely well-equipped in terms of fields, meeting rooms, a dining hall and a pool."

BARRY ALVAREZ

WALK-ONS

Not all high school football players earn scholarships to compete in college. That doesn't mean there isn't an opportunity for those individuals, especially at the University of Wisconsin, where walk-on athletes have a history of contribution.

The Badgers' walk-on program has produced a number of players who were contributors to the school's recent successes.


Lineman Joe Panos became a walk-on success story. Unrecruited out of high school, Panos transferred from UW-Whitewater in 1991. He changed positions at UW, earned a scholarship, became a three-year starter, captained the Rose Bowl team and now plays for Philadelphia.

"I certainly appreciated the opportunity that the Wisconsin coaches gave me to prove my worth," Panos said. "There is a genuine attempt at helping walk-ons develop, both as players and people."


Panos became the emotional leader of the winningest team in history. "Walk-ons have that extra drive because they're trying to prove something," said Alvarez. "I love that spirit and determination in my players."

Among the walk-on success stories under Alvarez are academic all-Big Ten selections Panos, Korey Manley, Jeff Rasmussen, Sam Veit and Chad Cascadden. Veit is the school's second all-time leading punter and Cascadden earned a free agent tryout with the New York Jets. Aaron Norvell was the team's leading tackler as a senior and Chris Hein and Rick Schnetzky were starters on the Rose and Hall of Fame Bowl teams.


"Walk-ons are important to the success of our program," Alvarez said. "There's a history of walk-on success here. Without question, there is a very real chance to earn a scholarship through this program."



Linebackers Chris Hein (above) and Chad Cascadden are former walk-ons who earned scholarships at the UW.



Joe Panos went from walk-on to team captain to the NFL during his career.





COMMUNITY INVOLVEMENT



Every off-season, the Badger football team works on a community service project to give something back to the city of Madison. Wisconsin players take great pride in their city, and the community takes great interest in the football program.

Last spring, members of the Hall of Fame Bowl champions lended physical support in a landscaping and clean-up day in the Allied Drive neighborhood. The Badgers then signed autographs and tossed footballs with kids from the area.

Additionally, Badger football players make appearances throughout the year at functions in the area. One of the fall highlights is the team's annual Fan Appreciation Day where players are available for photos, autographs and conversation.



BADGER NOTABLES

Alvarez vs. Wisconsin — Coach Barry Alvarez was a linebacker for the Nebraska teams which played Wisconsin in 1965 and 1966. In the 1966 contest, Alvarez intercepted a John Ryan pass at the Nebraska 28-yard line and returned it 25 yards. Nebraska won both games — 37-0 (in '65) and 31-3 ('66) — in which Alvarez participated.

Ameche, Alan — Born in Italy as Lino Dante Ameche, the future Heisman Trophy winner changed his name to Alan at age 16. Lino, in his mind, was not rugged enough.


Widely respected for his strength as a youth, he won the light heavy-weight Golden Gloves novice championship of Kenosha by default. All of his rivals dropped out after learning Ameche had entered the tournament.

During his college recruitment, he was being heavily pressured to attend Notre Dame by Fred Miller, the philanthropic owner of Milwaukee's Miller Brewing Co. Wisconsin partisans, however, threatened a boycott against the buying and consumption of Miller beer if Ameche attended ND. Under threat of boycott, Miller backed off and Ameche signed with Wisconsin.

In 1953, when rules changes made it necessary for him to be an all-purpose player, Ameche played defense with such ferocity that he ended up playing 55 minutes or more in each game, prompting a nickname, "The Iron Horse."

Ameche, drafted by Baltimore, eventually turned down a lucrative offer to join the pro wrestling tour and signed with the Colts. He led the NFL in rushing his first season and was named Rookie of the Year.

Ameche passed away following heart surgery in 1988 at the age of 55.



Nebraska linebacker Barry Alvarez

Artificial turf — The artificial turf at Camp Randall Stadium was first installed in 1968. Wisconsin was the second school in the nation to install Tartan Turf, which was designed by the 3M Company. The \$210,000 project was funded by the UW Parking and Transportation Board in exchange for permission to convert practice fields on the north end of Camp Randall into a 500-car parking lot. That initial surface turned black in some areas when the green fiber tips broke off, so 3M sprayed the field green for the 1969 season.

Badger nickname — The sports program's nickname, "Badgers," was borrowed from the state of Wisconsin. The territory was dubbed the "Badger State," not because of animals in the region, but rather an association with lead miners in the 1820s. Prospectors

came to the state looking for minerals. Without shelter in the winter, the miners had to "live like badgers" in tunnels burrowed into hillsides.


Bakken, Jim — Wisconsin's special events coordinator played 17 years in the NFL for St. Louis, setting almost all of the team's placekicking records and retiring as the team's all-time leading scorer. He set NFL records in '70 converting seven of nine field goals in a 28-14 win over Pittsburgh. Bakken was selected by the Los Angeles Rams in the 1962 draft by general manager Elroy Hirsch, the former Badger great.

Band caps — When a Badger team wins an athletic contest, members of the band turn their hats around and wear them backwards. The practice started in the 1920s to symbolize the band looking back at the victory in days when they marched out with the departing crowd.

Bucky Badger — Badgers in various forms have been recognized as the school mascot for decades. The version currently known as Bucky, sporting a cardinal and white letter sweater, was first drawn in 1940 by artist Art Evans. At that time, the badger went by names like Benny, Buddy, Bernie, Bobby and Bouncey. Art Lentz, the department's publicity director, had the idea to bring the mascot to life.

The original badger mascot was too vicious to control. On more than one occasion, the live badger escaped handlers before a sideline hero recaptured the animal with a flying tackle. It was decided in the interest of fan and player safety that Wisconsin's mascot be retired to the Madison Zoo. The *Badger Yearbook* replaced the live badger with a small

BUCKY BADGER



raccoon named Regdab (badger backwards) and passed it off as a "badger in a racoon coat."

In 1949, a student in the university's art department, Connie Conrad, was commissioned to mold a paper-mache badger head. Gymnast and cheerleader, Bill Sagal, of Plymouth, Wis., was directed by homecoming chair Bill Sachse, to wear the outfit at the homecoming game. A contest was staged to name the popular mascot. The winner was Buckingham U. Badger, or Bucky. The name apparently came from the lyrics in a song which encouraged the football team to "buck right through that line."

Bucky Badger has persevered through the years, even surviving a threat by then assistant attorney general, Howard Koop, in 1973. He suggested that Bucky be replaced by Henrietta Holstein, a loveable and productive cow. Koop argued that "kids love cows. A generation could grow up supporting the university and Henrietta Holstein." Koop's effort to overthrow Bucky failed.

Bucky even survived a cameo appearance by *Sports Illustrated* writer Rick Telander. In preparation for a book about the athletic department, Telander wore Bucky's costume at a '91 volleyball game. Telander overcame "terminal claustrophobia" in his appearance as Bucky.

Bud Song — An integral part of any Wisconsin band performance is the playing of the Bud song. The tune is a spinoff of the song "Budweiser, Here Comes the King," a jingle with words and music originally written by Steve Karmen for Budweiser beer commercials. Copyrighted by Elsmere Music, Inc. in 1971, the song has become legendary at the Univer-

sity because of its polka-like rhythm. Band director Michael Leckrone said the song's popularity got started at a 1975 hockey game. "The crowd wanted to hear a polka," he said. "I didn't have any polkas. We had, just by accident, this beer commercial in the tunes we play. I told the band if we substituted the word 'Wisconsin' for 'Budweiser' it would work."

Leckrone said the song became a football tradition after a 1978 come-from-behind victory over Oregon. "Wisconsin was behind by three touchdowns, and the crowd was really dead. I played the song to get everyone pepped up. About 20 seconds after that, Wisconsin scored a touchdown. I played it again, and Wisconsin scored another touchdown. From then on, the band could never play enough 'Bud.'"

Fifth Quarter — The Wisconsin band has become nationally famous for its post-game celebration called the Fifth Quarter. Win or lose, fans sing, dance and cheer with the band as they play traditional favorites, like "On, Wisconsin" and the Bud song. Originally, the post-game concert was designed to give the fans something to listen to on their way out of the stadium, but it developed into a post-game party as the band built in audience participation.

Graduating law students — At the homecoming game, graduating law students throw canes over the crossbar of the goal post in a pre-game ceremony. If students catch their cane, legend claims they will win their first case. If the cane is dropped, the case will be lost. The custom originated at Harvard and came to the UW-Madison in 1910.

“Hard Rocks” — The 1951 Wisconsin defense, known as the “Hard Rocks,” led the country in total defense (154.8 per game) and was second in rushing defense (66.8). That defense allowed only 5.9 points per game and actually outscored the opponents 58-53 for the season. The defense was so terrorizing that the athletic department received a letter from one fan asking Wisconsin to “punt on first down” so he could see more of the defensive platoon.

Eight of the nine seniors on the “Hard Rocks” scored in their careers. The ninth, Bill Lane, came close. With Indiana backed up deep in its own territory for a punt, the seniors told Lane they would refrain from rushing in order to form a wedge, or “meatchopper,” for him to run behind and score. Much to the seniors’ dismay, freshman Don Voss missed

the call and blocked the punt.

After the season, the defensive platoon challenged the offense in a charity game with one interesting twist. The offensive team could have the ball all the time, since the defense felt it could outscore its opponents even without the ball.

Hirsch, Elroy “Crazy Legs” — Though he only played one season in Madison, Hirsch’s legacy grew through 18 years as Wisconsin’s athletic director and many more as a goodwill ambassador.

Hirsch was first tagged “Crazy Legs” on Sept. 26, 1942, after a 60-yard touchdown run vs. Notre Dame prompted a local writer to say, “His crazy legs were gyrating.” After leaving Wisconsin, he starred for nine seasons with the Los Angeles Rams.

During those days in L.A., he kept



Alan Ameche (left) presents his Heisman Trophy to Wisconsin Director of Athletics Elroy Hirsch for display in the football offices.



Pictured above is the annual cane ceremony on homecoming. Law students who catch their canes are supposed to win their first case. Those who drop the canes will also drop their first case.

busy by making three movies, including “Crazy Legs, All-American” in which he portrayed himself. After retiring as a player, he worked in the Rams’ front office before returning to Madison as athletic director from 1969-1987.

His No. 40, the number he wore at every stop in his football career but one, is retired at Wisconsin. Because of a mandatory league numbering system he wore No. 80 (double-40) for the Chicago Rockets, but had the No. 40 stitched on the inside of his jersey.


Leckrone, Michael — If the Wisconsin band is the heartbeat of spirit at UW football games, Director Michael Leckrone is its pacemaker. A merciless drill sergeant, he takes the field like a conquering general. During a football trip to Las Vegas, his band’s performance earned the headline “Best Show in Town” in the

local paper. Leckrone has maintained the dual role of band director and arranger, which are jobs normally divided at other schools. Leckrone is credited with beginning the "Fifth Quarter" ritual, one of the most entertaining post-game celebrations in college football.

Marek, Billy — The three-time first-team all-Big Ten running back wasn't recruited to play high school football because he had Osgood Slaughter disease (a knee ailment that affected teenagers) and didn't play seventh and eighth grade football.

The 5-foot-8 Marek carried the ball only once as a freshman at the UW, then put together three consecutive 1,200-yard seasons. In danger of falling shy of 1,000 yards in 1974 after missing nearly three full games with injuries, Marek rushed for 704 yards in the final three games, including 304 and five touchdowns in a 49-14 rout of Minnesota. His play earned him *Sports Illustrated's* national offensive back of the week honors.

Marek was at the center of an April Fool's Day joke played by *Wisconsin State Journal* columnist Tom Butler in 1975. Butler wrote a tongue-in-cheek piece about moving the Big Ten's leading rusher to the defensive secondary for his senior season. The article ended with the phrase, "April Fools!" Unfortunately, wire service reporters did not make it to the last line, and called head coach John Jardine's house for confirmation. The AP eventually moved the story on its national wire for about a half-an-hour before the hoax was discovered.



Billy Marek rushed for 206, 230 and 304 yards in consecutive games against Iowa, Northwestern and Minnesota in 1974.

Motion "W" — When Barry Alvarez came to Madison, he decided that the helmet logo needed to be updated to signal a new era in Wisconsin football. He entertained 15-20 different designs in 1990 before Rayovac artist Rick Suchanek developed the "Motion W," which included a tail at the back of the logo. Alvarez thought the tail was a bit much, but when it was removed, decided to go with it. The University bought the rights to the design, and the logo has been adopted by the other sports in the department.

Mott, Jim — There is no greater authority on UW athletics than former Sports Information Director Jim Mott. His association with the sports information office began as a student assistant in 1953. He was named assistant SID a year later and was appointed director in 1966, a position he held until his retirement in 1990.

He is a past president of the College Sports Information Directors of America and is a member of that organization's Hall of Fame.

Mott's memory is legendary among athletic department staffers. When the question of previous home night games was being tossed around the sports information office in anticipation of this year's contest against Colorado, Mott noted that the UW had two previous home night games in its history. Obvious was the 1986 battle with Michigan. Mott also recalled the 1896 loss to the Carlisle Indians, including the date of the game, final score, and the fact that it was played in Chicago Coliseum.

O'Dea, Pat — One of several Wisconsin greats from the pre-modern era of college football is kicker Pat O'Dea. The Australian-born O'Dea came to Madison in 1896 to join his brother Andy, who was crew coach and football trainer. Known as the "Kangaroo Kicker," O'Dea brought a different style to the American game of football. He learned to play the Australian game where all punting and drop-kicking was done on the run. O'Dea drop-kicked a legendary 62-yard field goal vs. Northwestern during a heavy blizzard. He was also credited with a 110-yard punt (fields were 110 yards long) against Minnesota in 1897.

After his playing days, he coached at Notre Dame and Missouri before moving to San Francisco. O'Dea, who essentially had disappeared, was thought to have joined an Australian contingent which travelled through the country. Press releases surmised that he "probably lies beneath an unmarked grave in France."

The truth was, he had moved to California under the assumed name of Charles J. Mitchell, to escape the pressure of being a star ex-athlete. "Probably, I was wrong," he said in an interview with San Francisco sportswriter Bill Leiser after the 17-year exile. "I wanted to get away from my past. As Pat O'Dea, I seemed very much just an ex-football player. I was very happy as Charles Mitchell for awhile."

"On, Wisconsin" — The tune was originally composed in 1909 by Chicago's William Purdy, and the words were written by Carl Beck. Purdy and Beck had been fraternity brothers at Hamilton College (Clinton, N.Y.) and were roommates in Chicago. Purdy was going to submit the song for a \$100 prize the University of Minnesota was offering for a new football song. When Beck



The Slab of Bacon trophy was a precursor to the Paul Bunyan Axe.

heard the music, he offered to write words and suggested that Purdy offer it to Wisconsin, where Beck had once studied. The song was an instant hit on campus and spread throughout the world. It was especially popular with military bands.

Some 2,500 schools and colleges have adopted the music and changed the words to suit their needs. "On, Wisconsin" was sung for the first time at the 1909 homecoming game vs. Minnesota.

The music was adapted by current Band Director Michael Leckrone in 1969. The original version had been played virtually unchanged since its inception. "I got a lot of flak for that," Leckrone said. "The old version was one you had to wait on. I wanted to generate immediate crowd reaction, so I stepped it up a bit."

Paul Bunyan Axe — The most-played rivalry in Division I football continues this fall when Wisconsin and Minnesota meet in Minneapolis.

The UW-UM series is the nation's oldest and has been played continuously for 88 years. The neighboring schools have met on the gridiron in 104 of the last 105 seasons (the exception was 1906). The game has alternated sites between the university campuses since 1946. Much prestige was always associated with the game, and the significance was emphasized with its place on the schedule. Between 1933 and 1982, the Wisconsin-Minnesota game was always the final regular-season contest each season.

The series took an added twist in 1948 when more than state bragging rights were on the line. After a 16-0 setback that season, the Wisconsin lettermen's group, the National "W" Club, presented Minnesota with an axe wielded by Paul Bunyan. He was the mythical giant of Midwestern lumber camps. Each year since, the winner of the annual battle between the Big Ten rivals is presented with the axe, complete with scores inscribed on the handle, for display on its campus.

Penn State anniversary — When Wisconsin plays Penn State this year, it will be the first time the teams have played as conference foes. It will also resume a series which has not been played since 1970 and marks the 25th anniversary of one of Wisconsin's biggest upsets, a 29-16 win over the Nittany Lions.

Penn State entered the 1970 season coming off back-to-back 11-0 seasons. The team was captained by Jack Ham and boasted Franco Harris and Lydell Mitchell in the backfield. They were, however, coming off their first loss in 32 games, a 41-13 defeat at Colorado. Despite rushing for minus-16 yards, Wisconsin posted a win behind three Neil Graff touchdown passes, two of which were bombs of 68 and 52 yards to Larry Mialik.

Richter debut — When Wisconsin plays Stanford on Sept. 16, it will mark a special anniversary for Director of Athletics Pat Richter. Nearly 35 years to the day of this year's game, Richter debuted in a Badger football uniform against the Cardinal in Palo Alto. In that game, Richter caught seven balls, which broke a 34-year-old school record.

Shalala, Donna — Secretary of Health and Human Services Donna Shalala is credited with being a major force in the Wisconsin football program's recent success. When Shalala became UW chancellor in 1988, it was the first time she led a school with a football program. Following the 1989 season, she hired Director of Athletics Pat Richter, who subsequently picked Barry Alvarez as head football coach. Her enthusiasm and support of the program won over many fans. Some boosters even sent roses to her Washington office when the Badgers earned a berth to the 1994 Rose Bowl. She attended the Badgers'

Rose and Hall of Fame Bowl games the last two seasons.

Slab of Bacon — The Slab of Bacon trophy was the precursor to Paul Bunyan's Axe as the prize in the Wisconsin-Minnesota football series. Apparently, the trophy was presented to the winning school by a sorority from the losing institution. The trophy was discontinued in the 1940s and was discovered in a storage room at the UW Department of Athletics in 1994. It is currently housed in the football office at Wisconsin. "We took home the bacon," Coach Barry Alvarez said, "and kept it."

"Varsity" — The traditional arm-waving at the end of the song, "Varsity," was the 1934 brainstorm of band leader Ray Dvorak. He saw Pennsylvania students wave their caps after losing a game. Dvorak later instructed Wisconsin students to salute UW President Glenn Frank after each game.



Director of Athletics Pat Richter, former Chancellor Donna E. Shalala and Coach Barry Alvarez at a ceremony celebrating the '94 Rose Bowl champions.



BIG TEN CENTENNIAL

During the 1995-96 season, the Big Ten will celebrate its centennial. With a tradition that includes 11 national championships, 11 Heisman Trophy winners, 263 consensus all-Americans and 73 academic all-Americans, Conference football fans have truly witnessed great teams and players throughout its history.

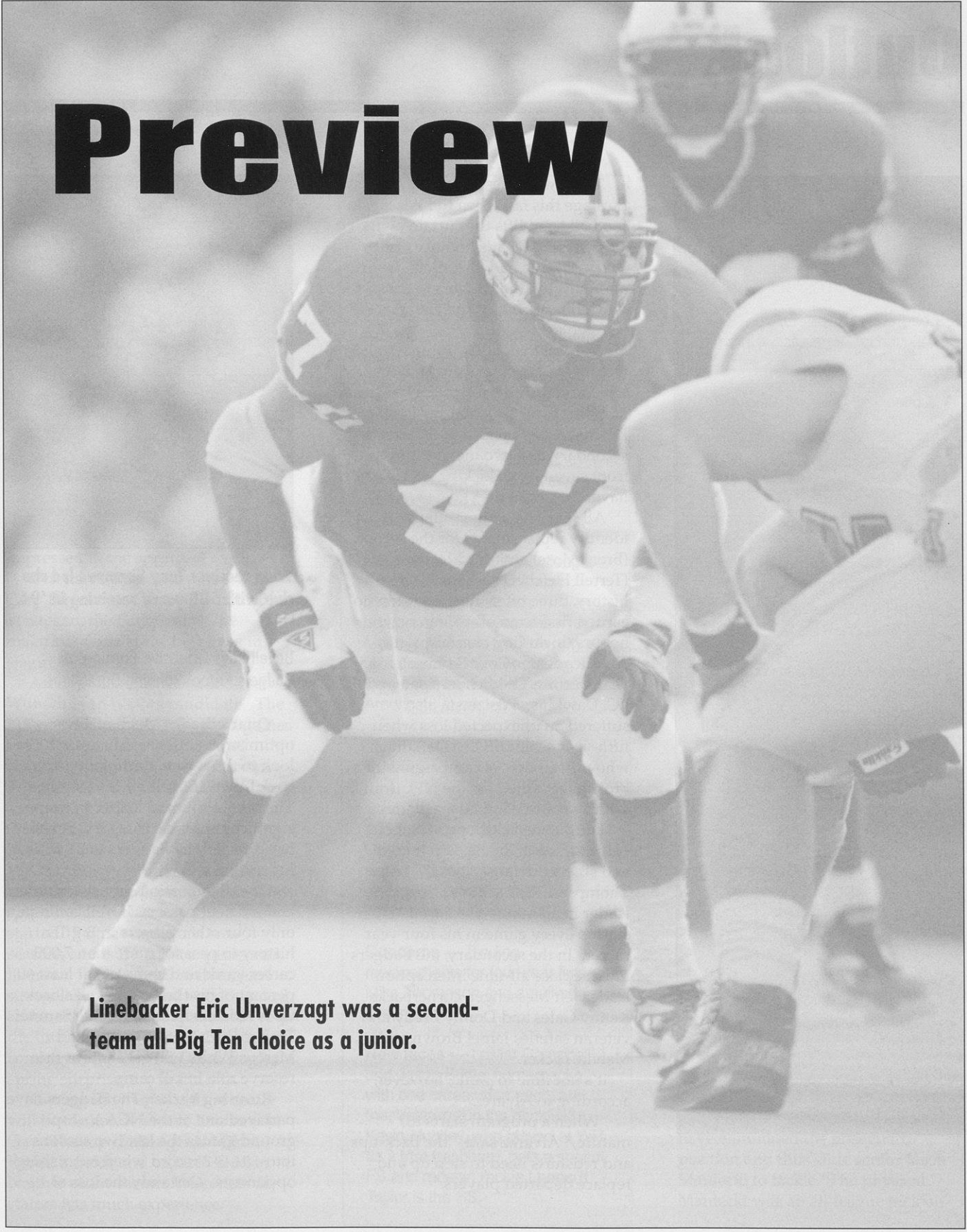
For 34 of the last 40 years, Big Ten football attendance has led the nation. For the second consecutive season, the Big Ten set an NCAA record as 4.4 million fans attended Conference games. And what have these people come to see? Simply some of the finest performances by some of the greatest collegiate athletes in America.

The celebration of 100 years of Big Ten excellence will have a presence throughout the coming year as all league schools will hold special events on their campuses.

The Centennial celebration started with a Gala Reception at the Palmer House in Chicago, the actual birthplace of the league.

Former conference student-athletes who made a difference in the world through their professional careers were presented with Centennial Medal of Honor Awards.

Preview



Linebacker Eric Unverzagt was a second-team all-Big Ten choice as a junior.

Outlook

PERSONNEL CHART

Lettermen Returning — 42
(22 offense, 19 defense, 1 kicker)

Lettermen Lost — 26
(12 offense, 12 defense, 2 kickers)

Starters Returning — 11
(5 offense, 5 defense, 1 kicker)

Starters Lost — 14
(6 offense, 6 defense, 2 kickers)

STARTERS RETURNING

Offense — Darrell Bevell, QB;
Ron Johnson, FB; Tony
Simmons, SE; Steve Stark, RG;
Jerry Wunsch, RT

Defense — Bryan Jurewicz, DE;
Jason Maniecki, DT; Eric
Unverzagt, LB; Pete Monty, LB;
Tarek Saleh, DE

Kicker — John Hall, K

STARTERS LOST

Offense — Terrell Fletcher, TB;
Cory Raymer, C; Joe Rudolph,
LG; Mike Versteegen, LT; Michael
Roan, TE; J.C. Dawkins, FL

Defense — Mike Thompson, DT;
Chris Hein, OLB; Kenny Gales,
CB; Donny Brady, CB; Jeff
Messenger, FS; Jamel Brown, SS

Kickers — Rick Schnetzky, K;
Sam Veit, P

THERE WILL BE SEVERAL NEW ACTORS on stage this fall when the Wisconsin football team lifts the curtain on its 1995 season. That's because Coach Barry Alvarez had 27 seniors depart after guiding the Badgers to consecutive January bowl game victories the last two years.


The cast that Alvarez must replace includes six starters from an offense which produced back-to-back seasons of more than 5,000 total yards. Defensive losses include the entire secondary and two members of the front seven. Two kicking specialists have also graduated.

All told, the Badger offense must identify replacements for the second (Brent Moss) and third-leading (Terrell Fletcher) rushers in school history, three offensive linemen who earned first-team all-conference honors (including consensus all-America center Cory Raymer), four-year starting TE Michael Roan and FL J.C. Dawkins. Wisconsin also suffered an unexpected loss when fifth-year senior SE Lee DeRamus, who missed the '94 campaign with a broken leg, opted for the NFL draft with a year of eligibility remaining.

The defensive troops, which placed third in the Big Ten in total and scoring defense, lost DT Mike Thompson. The school's career leader in all minus-yardage categories started every game in his four-year career. In the secondary, the Badgers must replace all-time interception leader Jeff Messenger, cornerbacks Kenny Gales and Donny Brady and veteran safeties Jamel Brown and Melvin Tucker.

It's not time to panic, however, according to Alvarez.

"When a program starts to mature," Alvarez said, "the back-ups and redshirts need to step up and replace departed players."



Wide receiver Tony Simmons led the club with 588 yards receiving in '94.

Bevell Keys Offensive Fortunes as Badgers Retool Running Game

Quarterback: Much of Alvarez' optimism on offense is because he can look to three-year starting quarterback Darrell Bevell for leadership. The school's record holder in every significant passing category, Bevell has directed the Badgers to 21 wins in his career.

One of the nation's most accurate and efficient passers, Bevell could join only four other players in Big Ten history to pass for more than 7,000 career yards and complete at least 60 percent of his throws. Bevell's backup is redshirt freshman Mike Samuel. True rookies Mark Zanders and Marcus White will get shots at the reserve role in fall camp.

Running backs: The Badgers have parlayed one of the NCAA's top ground games the last two seasons into a 16-3-2 record when outrushing opponents. Certainly the loss of

Depth Chart

Fletcher and Moss leaves a huge hole. Carl McCullough and Royce Roberson are the heir apparents to the two-man rotation that was so successful in 1993-94. Roberson (303 yards in '94) and McCullough (162 yards in '93), both former prep all-Americans, are sophomores. Redshirt freshman Aaron Stecker was the surprise of spring camp and rushed for more than 100 yards in the spring game. He is a stop-and-start runner who will help in the return game, too.

Senior fullback Ron Johnson, who led the team with 33 catches, will likely miss the season after knee surgery. Sophomore Branden Cantrell and freshman Cecil Martin impressed in the spring.

Offensive line: With the exit of Cory Raymer, Joe Rudolph and Mike Verstegen, the Badgers lost the majority of one of the best lines in league history.

Among the returnees, tackle Jerry Wunsch is an honors candidate. The 315-pound junior started all 12 games at RT for the Hall of Fame Bowl champs. Junior Cayetano Castro, a 310 pounder, could earn the starting assignment at LT. John Rohde and former NG Todd Halbur are in reserve.

Guards Steve Stark, one of five team captains, and Jamie Vanderveldt split time at RG last fall. Stark has started 17 times in the last two seasons and is the most experienced lineman. Vanderveldt, a five-game starter last fall, worked at both guard and tackle in the spring and will be in the lineup. Juniors James Darby, coming off injury, and Derek Engler, a spring surprise, are in the mix.

Getting Raymer's turns at center will be former defensive lineman Al Gay. The top challenger is Mike Rader, a quick and capable blocker. Neither of the former Wisconsin all-staters has much experience.

THE OFFENSE

Strengths — Darrell Bevell is in his fourth season as the starter. A tradition of offensive excellence the past two seasons has been established. Tony Simmons had more receiving yards last fall than any freshman in Big Ten history.

Concerns — The Badgers graduated the entire left side of the offensive line. Tailbacks Terrell Fletcher and Brent Moss, who combined for 6,842 yards rushing in their careers, are gone.

New faces — Carl McCullough, Royce Roberson and Aaron Stecker are the tailback prospects. Three-year reserve Matt Nyquist gets full-time duty at tight end. Al Gay steps in for Cory Raymer, a consensus all-American, at center.

THE DEFENSE

Strengths — LBs Pete Monty and Eric Unverzagt, the team's top two tacklers. DE Tarek Saleh and DT Jason Maniecki earned all-Big Ten praise in their first years as starters.

Concerns — Finding replacements for four-year fixture Mike Thompson and an all-senior secondary.

New faces — LaMar Campbell and Jason Suttle, cornerbacks with one career start each, are the "veterans" in the backfield. Kevin Huntley, who played at WR as a true freshman, gets a shot at FS and redshirt rookie Leonard Taylor is the SS.

Wide receivers: The top returnee is sophomore Tony Simmons, a conference placewinner in the 100 meters. He had more receiving yardage (588 yards) and TDs (eight) than any rookie receiver in Big Ten history. Sophomore Reggie Torian, a multiple time track all-American, offers additional "big-play" ability.

Michael London is back for a fifth year and will be counted upon for leadership. Donald Hayes, a native of Madison, is an intriguing receiver prospect with his 6-5 height.


Tight end: Senior Matt Nyquist, an academic all-America candidate, inherits the starting role. Nyquist is an excellent receiver and has four TDs among his 22 career receptions. Freshman Ryan Sondrup and junior Kevin Lyles are the understudies.

Linebackers Provide Leadership for Youthful Defensive Troops


Linebackers: The strength of the defensive troops is at linebacker with Pete Monty (131 tackles) and his partner Eric Unverzagt (115). Each had a team-leading seven passes broken up and combined for 18 tackles for loss. Monty is the Big Ten's top returning tackler, and Unverzagt was a second-team all-league pick. Each will serve as captain this fall.

In the Badgers' slightly altered defensive scheme, former ILBs Pete Diatelevi and David Lysek, who combined for 61 tackles in reserve roles, line up on the outside. Daryl Carter, a hard-hitting strong safety, caught the staff's attention in his spring trial at OLB.


Defensive tackle: The Badgers have eliminated the noseguard position and thus slide senior Jason Maniecki to tackle. The physical Maniecki was an all-league pick on



Offensive lineman Jerry Wunsch




Defensive back LaMar Campbell



Tight end Matt Nyquist

the field, where he had 13 tackles for loss, and in the classroom. Junior Rod Spiller is listed No. 1 at the tackle opposite Maniecki. Senior Haywood Simmons, junior Neil Miklusak and freshman Brandon Williams will challenge for time, too.

Defensive end: Junior Tarek Saleh led the team in sacks a year ago when



Quarterback Darrell Bevell

he earned all-league laurels. Junior Bryan Jurewicz, who established himself at LT and started the final eight games, is now a rush end. Azree Commander and Rob Lurtsema, coming off a redshirt season, are the top reserves behind Saleh and Jurewicz. Chad Yocum, a senior who has played in only three

games the last two seasons, is trying to recover from a back injury.

Secondary: All four starters and the top reserve from last season have exhausted their eligibility. LaMar Campbell and Jason Suttle, with one career start each, will line up at cornerback. Damon Glenn and Cyrill Weems are the reserves.

Kevin Huntley, a contributing receiver as a true freshman, stepped into the starter's role at free safety. A talented athlete, Huntley played six different positions as a prep. Redshirt freshman Leonard Taylor is first team at strong safety with steady walk-on Bob Adamov challenging.

Hall Handles All Placements

Kicking: John Hall finally assumes all the placekicking duties this season. Hall earned all-league mention after booting 7-10 field goals and starring on kickoffs. Half of Hall's kickoffs were unreturned. JC transfer Brian Alexander will join the squad in August with hopes of replacing four-year punter Sam Veit.

Colorado and Penn State on TV

Colorado, which finished the year No. 3 nationally, is the season opener in Madison. ABC will show that game in prime-time, the Badgers' first home night game since 1986. Penn State makes its first appearance as a league foe on Wisconsin's slate. The Badgers travel to PSU on Sept. 30 for an ESPN encounter. A trip to Stanford and a home game with SMU round out the non-conference slate.

Wisconsin will host Big Ten games against Ohio State, Michigan State, Illinois and Iowa. The Hawkeyes return to the schedule after a two-year absence.

Depth Chart

Offense

Quarterback

- 11 Darrell Bevell (Sr.)
10 Mike Samuel (Fr.)

Tailback

- 13 Carl McCullough (So.)
44 Royce Roberson (So.)
43 Aaron Stecker (Fr.)

Fullback

- 32 Branden Cantrell (So.)
37 Cecil Martin (Fr.)
22 Ron Johnson (Sr.)

Split End

- 82 Tony Simmons (So.)
4 Michael London (Sr.)

Flanker

- 24 Reggie Torian (So.)
84 Donald Hayes (So.)

Tight End

- 31 Matt Nyquist (Sr.)
49 Ryan Sondrup (Fr.)

Left Tackle

- 68 Cayetano Castro (Jr.)
65 Jamie Vanderveldt (Jr.)

Left Guard

- 65 Jamie Vanderveldt (Jr.)
69 Derek Engler (Jr.)

Center

- 62 Al Gay (Jr.)
56 Mike Rader (Jr.)

Right Guard

- 60 Steve Stark (Sr.)
64 James Darby (Jr.)

Right Tackle

- 71 Jerry Wunsch (Jr.)
72 John Rohde (Jr.)

Defense

Defensive End

- 85 Bryan Jurewicz (Jr.)
88 Rob Lurtsema (So.)

Defensive Tackle

- 70 Jason Maniecki (Sr.)
92 Brandon Williams (Fr.)

Defensive Tackle

- 91 Rod Spiller (Jr.)
90 Haywood Simmons (Sr.)

Defensive End

- 42 Tarek Saleh (Jr.)
36 Azree Commander (Jr.)

Outside Linebacker

- 39 Pete Diatelevi (Jr.)
19 Daryl Carter (Jr.)
57 David Lysek (So.)

Linebacker

- 48 Pete Monty (Jr.)
55 Brian Flanigan (So.)

Linebacker

- 47 Eric Unverzagt (Sr.)
56 Dan Schneck (Jr.)
15 Scott Young (Sr.)

Cornerback

- 38 LaMar Campbell (So.)
33 Scott Wagner (So.)

Strong Safety

- 34 Leonard Taylor (Fr.)
13 Bob Adamov (Fr.)

Free Safety

- 6 Kevin Huntley (So.)
27 Damon Glenn (So.)

Cornerback

- 28 Jason Suttle (So.)
7 Cyrill Weems (Jr.)

Specialists

Punter

- 98 Brian Alexander (Jr.)

Kicker

- 14 John Hall (Jr.)

Long Snapper

- 54 Dave Anderson (Sr.)
60 Steve Stark (Sr.)

Holder

- 11 Darrell Bevell (Sr.)

PRONUNCIATION GUIDE

Darrell Bevell	BEV-ull
Bryn Boggs	BRINN
Jevon Brunston	juh-VONN
Cayetano Castro	KY-uh-TAHN-oh
Azree Commander	AZZ-ree
Pete Diatelevi	...	DIE-uh-tuh-LEE-vee
Donny Eicher	IKE-err
Mike Galletti	guh-LETT-ee
Jean Jourdain	JORR-dane
Bryan Jurewicz	JUR-a-witz
Greg Keigher	KEER
Nate Kroepelin	CREPP-linn
Jason Maniecki	...	muh-NECK-ee
Neil Miklusak	mih-CLUZE-ack
Rob Roell	ROLL
John Rohde	ROAD-ee
Tim Rosga	RAHZ-guh
Tarek Saleh	..	TARR-ick SAH-luh
Ryan Sondrup	SAHN-drupp
Jamie Spielman	SPEEL-man
Eric Unverzagt	UN-verr-zaht
John Waerig	WARE-idge
Cyrill Weems	suh-RELL
Jerry Wunsch	ONE-SCH

Numerical Roster

No.	Name	Pos.	Ht.	Wt.	Birthdate	Year	Hometown (HS/Last School)
1	Ahmad Merritt	WR	5-10	175	2/5/77	Fr./Fr.	Chicago, IL (St. Rita)
2	Marcus White	QB	6-2	190	8/22/77	Fr./Fr.	Evanston, IL (HS)
3	Trey Miller	DB	6-1	195	9/7/77	Fr./Fr.	Aurora, CO (Eagle Crest)
3	Michael Brin	WR	6-0	177	6/29/74	Sr./Sr.	Highland Park, IL (HS)
4	Michael London ***	WR	6-0	170	11/22/73	Sr./Sr.	Sicklerville, NJ (Edgewood Reg.)
4	Greg Keigher	DB	5-9	173	11/28/73	Sr./Sr.	Coal City, IL (Providence Catholic)
5	Mark Zanders	QB	6-4	215	12/9/76	Fr./Fr.	Joliet, IL (West)
6	Kevin Huntley *	DB	6-2	195	7/31/76	So./So.	Fremont, OH (St. Joseph)
7	Cyrril Weems **	DB	6-2	202	8/1/74	Sr./Jr.	Detroit, MI (Southeastern)
9	Kevin Lyles **	TE	6-4	240	11/7/73	Sr./Jr.	Indianapolis, IN (Lawrence North)
10	Mike Samuel	QB	6-3	217	2/13/75	So./Fr.	Philadelphia, PA (Penn Charter)
11	Darrell Bevell ***	QB	6-2	197	1/6/70	Sr./Sr.	Scottsdale, AZ (Chaparral)
12	Jevon Brunston *	WR	6-0	174	10/9/73	Sr./Jr.	Columbus, OH (Eastmoor)
13	Carl McCullough *	RB	6-3	218	11/14/73	Jr./So.	St. Paul, MN (Cretin-Derham Hall)
13	Bob Adamov	DB	6-0	202	9/19/75	So./Fr.	Sturgeon Bay, WI (Southern Door)
14	John Hall **	K	6-3	215	3/17/74	Sr./Jr.	Port Charlotte, FL (HS)
14	Delta Triplett	DB	5-9	165	10/2/69	So./Fr.	Milwaukee, WI (Whitefish Bay)
15	Scott Young **	LB	6-0	204	12/29/71	Sr./Sr.	Englewood, CO (Cherry Creek)
16	Dwayne Cuff	WR	6-1	175	3/12/75	Jr./So.	Philadelphia, PA (King)
17	Jeff Forde	DB	6-2	198	7/22/75	Jr./So.	Staten Island, NY (Curtis)
17	Jeremy Kranz	P	6-3	190	4/6/74	Sr./Jr.	Grafton, WI (HS)
18	Dirk Stanger	QB	6-3	196	12/21/74	Jr./So.	Woodstock, IL (Marian Catholic)
19	Daryl Carter **	OLB	6-2	215	2/24/75	Jr./Jr.	Milwaukee, WI (Washington)
19	Ben McCormick	QB	6-2	202	7/29/75	Jr./So.	Columbus, WI (HS)
20	Tim Rosga	DB	6-2	185	11/1/76	Fr./Fr.	Roseville, MN (Cretin-Derham Hall)
21	Bryn Boggs	DB	5-11	175	10/31/76	Fr./Fr.	Downington, PA (HS)
22	Ron Johnson ***	RB	6-1	220	7/21/73	Sr./Sr.	Camden, NJ (Wilson)
22	Charles Williams	RB	6-0	195	2/16/77	Fr./Fr.	Hazelwood, MO (East)
22	Trent Gross	DB	5-10	182	9/26/73	Jr./So.	Menomonie Falls, WI (HS)
23	Tirrell Robinson	RB	5-10	170	12/6/76	Fr./Fr.	Maywood, IL (Walther Lutheran)
24	Reggie Torian *	WR	6-3	188	4/22/75	Jr./So.	Markham, IL (Thornwood)
25	Marcus Carpenter	OLB	6-2	220	3/17/77	Fr./Fr.	Elkhart, IN (Jimtown)
26	Robert Nelson *	RB	5-11	200	5/28/73	Sr./Sr.	Mokena, IL (Lincoln Way)
26	Bobby Myers	DB	6-2	170	10/11/76	Fr./Fr.	Hamden, CT (HS)
27	Damon Glenn *	DB	6-0	181	2/18/75	Jr./So.	East Chicago, IN (Central)
28	Jason Suttle *	DB	5-11	174	12/2/74	Jr./So.	Burnsville, MN (HS)
30	Jean Jourdain	RB	6-0	185	10/28/77	Fr./Fr.	Evanston, IL (HS)
31	Matt Nyquist ***	TE	6-2	240	6/8/72	Sr./Sr.	Cokato, MN (Dassel-Cokato)
31	Troy Hegg	DB	5-10	176	11/10/73	Sr./Sr.	Manitowoc, WI (Lincoln)
32	Branden Cantrell *	RB	6-2	229	6/30/76	So./So.	Indianapolis, IN (Lawrence Central)
32	Eric Pollex	DB	5-11	191	5/13/73	Sr./Sr.	Wis. Dells, WI (Adams-Friendship)
33	Scott Wagner	DB	6-0	182	11/20/74	Jr./So.	Milton, WI (HS)
34	Leonard Taylor	DB	6-0	186	8/3/76	So./Fr.	Indianapolis, IN (North Central)
36	Azree Commander *	DE	6-3	232	4/19/74	Sr./Jr.	Chicago, IL (Lane Tech)
37	Cecil Martin	RB	6-2	220	7/8/75	So./Fr.	Evanston, IL (HS)
38	LaMar Campbell *	DB	5-11	170	8/29/76	So./So.	Chester, PA (Strath Haven)
39	Pete Diatelevi **	OLB	6-3	228	6/27/73	Sr./Jr.	Waterbury, CT (Holy Cross)
41	John Waerig	RB	6-2	240	4/16/76	Fr./Fr.	Philadelphia, PA (Cardinal Dougherty)
42	Tarek Saleh **	DE	6-3	229	11/7/74	Jr./Jr.	Woodbridge, CT (Notre Dame)
43	Aaron Stecker	RB	5-9	191	11/13/75	So./Fr.	Ashwaubenon, WI (HS)

No.	Name	Pos.	Ht.	Wt.	Birthdate	Year	Hometown (HS/Last School)
44	Royce Roberson *	RB	6-1	228	2/26/74	Jr./So.	East Chicago, IN (Central)
45	Giscard Bernard *	DB	6-0	184	4/3/75	Jr./Jr.	Bronx, NY (Nassau CC)
46	Tony Williams	RB	5-11	190	7/19/77	Fr./Fr.	South Huntington, NY (St. Anthony's)
46	Eric Grams	TE	6-4	242	4/17/76	So./Fr.	Fond du Lac, WI (Goodrich)
47	Eric Unverzagt ***	LB	6-2	235	12/18/72	Sr./Sr.	Central Islip, NY (HS)
48	Pete Monty **	LB	6-2	231	7/13/74	Jr./Jr.	Fort Collins, CO (HS)
49	Ryan Sondrup	TE	6-5	233	4/15/75	So./Fr.	Fort Collins, CO (HS)
49	Brad Lilienthal	OLB	6-4	223	8/30/73	Sr./Jr.	Durant, IA (Waldorf College)
50	Donny Eicher	LB	6-3	220	5/10/77	Fr./Fr.	Hartland, WI (Arrowhead)
51	Mark Davis	LB	6-0	223	11/28/75	So./Fr.	Waukesha, WI (Pewaukee)
53	Rob Roell	DE	6-5	240	10/4/77	Fr./Fr.	Iron Mountain, MI (Kingsford)
54	Dave Anderson *	OL	6-2	255	3/5/73	Sr./Sr.	Eau Claire, WI (Memorial)
54	Jamie Spielman	LB	6-3	215	4/22/77	Fr./Fr.	Menomonie, WI (HS)
55	Chad Yocum ***	DE	6-4	250	12/28/72	Sr./Sr.	Windsor, WI (DeForest)
55	Brian Flanigan *	LB	6-2	236	5/16/75	Jr./So.	Sturgeon Bay, WI (Southern Door)
56	Mike Rader *	OL	6-5	280	3/18/74	Sr./Jr.	De Pere, WI (Notre Dame)
56	Dan Schneck	LB	5-11	225	11/24/73	Sr./Sr.	Whitefish Bay, WI (HS)
57	David Lysek *	OLB	6-2	225	10/14/74	Jr./So.	Bethlehem, PA (Catholic)
59	Mike Galletti *	OL	6-3	285	8/31/73	Sr./Jr.	Ottawa, IL (HS)
59	Joe Innis	DT	6-2	239	8/21/75	Jr./So.	Sturgeon Bay, WI (Southern Door)
60	Steve Stark ***	OL	6-3	284	5/16/73	Sr./Sr.	Rockton, IL (Hononegah)
61	Todd Vesperman	OL	6-4	253	9/3/75	So./Fr.	Lancaster, WI (HS)
62	Al Gay *	OL	6-4	271	5/11/74	Sr./Jr.	Elkhorn, WI (HS)
64	James Darby *	OL	6-5	288	7/3/74	Sr./Jr.	Streamwood, IL (HS)
65	Jamie Vanderveldt **	OL	6-5	285	4/23/74	Sr./Jr.	Waukesha, WI (Catholic Memorial)
66	Pat Daley	OL	6-5	270	6/4/76	Fr./Fr.	Iron Mountain, MI (HS)
67	Todd Halbur	OL	6-4	291	5/23/74	Jr./So.	Wisconsin Rapids, WI (Lincoln)
68	Cayetano Castro **	OL	6-6	310	11/27/74	Sr./Jr.	New York, NY (Kennedy)
69	Derek Engler *	OL	6-5	293	7/11/74	Sr./Jr.	St. Paul, MN (Cretin-Derham Hall)
70	Jason Maniecki ***	DT	6-5	290	8/15/72	Sr./Sr.	Wisconsin Dells, WI (HS)
71	Jerry Wunsch **	OL	6-6	315	1/21/74	Sr./Jr.	Wausau, WI (West)
72	John Rohde *	OL	6-4	320	1/21/74	Sr./Jr.	Oswego, IL (Yorkville)
72	Alex Barton	DT/P	6-3	260	10/2/75	So./Fr.	Park Ridge, IL (Maine South)
74	Tom Burke	DT	6-4	240	10/12/76	Fr./Fr.	Poplar, WI (Northwestern)
75	Chris McIntosh	OL	6-7	270	2/20/77	Fr./Fr.	Pewaukee, WI (HS)
79	Aaron Gibson	OL	6-7	360	9/27/77	Fr./Fr.	Indianapolis, IN (Decatur Central)
81	Nate Kroeplin	TE	6-7	235	9/5/76	Fr./Fr.	Minocqua, WI (Lakeland)
82	Tony Simmons *	WR	6-2	194	12/8/74	Jr./So.	Chicago, IL (St. Rita)
84	Donald Hayes *	WR	6-5	198	7/13/75	So./So.	Madison, WI (East)
85	Bryan Jurewicz **	DE	6-5	261	2/23/74	Sr./Jr.	Deerfield, IL (HS)
85	Steve Baffico *	WR	5-11	186	3/24/73	Sr./Sr.	Montclair, NJ (HS)
86	Chris Downs	WR	6-2	185	7/13/76	Fr./Fr.	Carlsbad, CA (HS)
88	Rob Lurtsema *	DE	6-5	230	10/28/74	Jr./So.	Burnsville, MN (HS)
90	Haywood Simmons *	DT	6-3	260	1/13/73	Sr./Sr.	Macon, GA (Southwest)
91	Rod Spiller **	DT	6-4	250	10/5/72	Sr./Jr.	St. Louis, MO (East)
92	Brandon Williams	DT	6-4	248	2/2/76	So./Fr.	Buffalo, NY (South Park)
93	Eric Pauly	DE	6-5	230	7/20/77	Fr./Fr.	Waukesha, WI (South)
94	Neil Miklusak *	DT	6-3	261	12/29/73	Sr./Jr.	Griffith, IN (HS)
96	Chris Paulik	OL	6-0	278	11/23/75	Jr./So.	Menomonie Falls, WI (Sussex Hamilton)
97	Dana Nielsen	K	6-0	188	11/4/75	So./Fr.	Indianapolis, IN (Lawrence North)
98	Brian Alexander	P	6-3	175	8/26/75	Jr./Jr.	Fremont, CA (Chabot College)

* — letters won

— fifth-year senior

Alphabetical Roster

No.	Name	Pos.	Ht.	Wt.	Birthdate	Year	Hometown (HS/Last School)
13	Adamov, Bob	DB	6-0	202	9/19/75	So./Fr.	Sturgeon Bay, WI (Southern Door)
98	Alexander, Brian	P	6-3	175	8/26/75	Jr./Jr.	Fremont, CA (Chabot College)
54	Anderson, Dave *	OL	6-2	255	3/5/73	Sr./Sr.	Eau Claire, WI (Memorial)
85	Baffico, Steve *	WR	5-11	186	3/24/73	Sr./Sr.	Montclair, NJ (HS)
72	Barton, Alex	DT/P	6-2	260	10/2/75	So./Fr.	Park Ridge, IL (Maine South)
45	Bernard, Giscard *	DB	6-0	184	4/3/75	Jr./Jr.	Bronx, NY (Nassau CC)
11	Bevell, Darrell ***	QB	6-2	197	1/6/70	Sr./Sr.	Scottsdale, AZ (Chaparral)
21	Boggs, Bryn	DB	5-11	175	10/31/76	Fr./Fr.	Downington, PA (HS)
3	Brin, Michael	WR	6-0	177	6/29/74	Sr./Sr.	Highland Park, IL (HS)
12	Brunston, Jevon *	WR	6-0	174	10/9/73	Sr./Jr.	Columbus, OH (Eastmoor)
74	Burke, Tom	DT	6-4	240	10/12/76	Fr./Fr.	Poplar, WI (Northwestern)
38	Campbell, LaMar *	DB	5-11	170	8/29/76	So./So.	Chester, PA (Strath Haven)
32	Cantrell, Branden *	RB	6-2	229	6/30/76	So./So.	Indianapolis, IN (Lawrence Central)
25	Carpenter, Marcus	OLB	6-2	220	3/17/77	Fr./Fr.	Elkhart, IN (Jimtown)
19	Carter, Daryl **	OLB	6-2	215	2/24/75	Jr./Jr.	Milwaukee, WI (Washington)
68	Castro, Cayetano **	OL	6-6	310	11/27/74	Sr./Jr.	New York, NY (Kennedy)
36	Commander, Azree *	DE	6-3	232	4/19/74	Sr./Jr.	Chicago, IL (Lane Tech)
16	Cuff, Dwayne	WR	6-1	175	3/12/75	Jr./So.	Philadelphia, PA (King)
66	Daley, Pat	OL	6-5	270	6/4/76	Fr./Fr.	Iron Mountain, MI (HS)
64	Darby, James *	OL	6-5	288	7/3/74	Sr./Jr.	Streamwood, IL (HS)
51	Davis, Mark	LB	6-0	223	11/28/75	So./Fr.	Waukesha, WI (Pewaukee)
39	Diatelevi, Pete **	OLB	6-3	228	6/27/73	Sr./Jr.	Waterbury, CT (Holy Cross)
86	Downs, Chris	WR	6-2	185	7/13/76	Fr./Fr.	Carlsbad, CA (HS)
50	Eicher, Donny	LB	6-3	220	5/10/77	Fr./Fr.	Hartland, WI (Arrowhead)
69	Engler, Derek *	OL	6-5	293	7/11/74	Sr./Jr.	St. Paul, MN (Cretin-Derham Hall)
55	Flanigan, Brian *	LB	6-2	236	5/16/75	Jr./So.	Sturgeon Bay, WI (Southern Door)
17	Forde, Jeff	DB	6-2	198	7/22/75	Jr./So.	Staten Island, NY (Curtis)
59	Galletti, Mike *	OL	6-3	285	8/31/73	Sr./Jr.	Ottawa, IL (HS)
62	Gay, Al *	OL	6-4	271	5/11/74	Sr./Jr.	Elkhorn, WI (HS)
79	Gibson, Aaron	OL	6-7	360	9/27/77	Fr./Fr.	Indianapolis, IN (Decatur Central)
27	Glenn, Damon *	DB	6-0	181	2/18/75	Jr./So.	East Chicago, IN (Central)
46	Grams, Eric	TE	6-4	242	4/17/76	So./Fr.	Fond du Lac, WI (Goodrich)
22	Gross, Trent	DB	5-10	182	9/26/73	Jr./So.	Menomonie Falls, WI (HS)
67	Halbur, Todd	OL	6-4	291	5/23/74	Jr./So.	Wisconsin Rapids, WI (Lincoln)
14	Hall, John **	K	6-3	215	3/17/74	Sr./Jr.	Port Charlotte, FL (HS)
84	Hayes, Donald *	WR	6-5	198	7/13/75	So./So.	Madison, WI (East)
31	Hegg, Troy	DB	5-10	176	11/10/73	Sr./Sr.	Manitowoc, WI (Lincoln)
6	Huntley, Kevin *	DB	6-2	195	7/31/76	So./So.	Fremont, OH (St. Joseph)
59	Innis, Joe	DT	6-2	239	8/21/75	Jr./So.	Sturgeon Bay, WI (Southern Door)
22	Johnson, Ron ***	RB	6-1	220	7/21/73	Sr./Sr.	Camden, NJ (Wilson)
30	Jourdain, Jean	RB	6-0	185	10/28/77	Fr./Fr.	Evanston, IL (HS)
85	Jurewicz, Bryan **	DE	6-5	261	2/23/74	Sr./Jr.	Deerfield, IL (HS)
4	Keigher, Greg	DB	5-9	173	11/28/73	Sr./Sr.	Coal City, IL (Providence Catholic)
17	Kranz, Jeremy	P	6-3	190	4/6/74	Sr./Jr.	Grafton, WI (HS)
81	Kroepelin, Nate	TE	6-7	235	9/5/76	Fr./Fr.	Minocqua, WI (Lakeland)
49	Lilienthal, Brad	OLB	6-4	223	8/30/73	Sr./Jr.	Durant, IA (Waldorf College)
4	London, Michael ***	WR	6-0	170	11/22/73	Sr./Sr.	Sicklerville, NJ (Edgewood Reg.)
88	Lurtsema, Rob *	DE	6-5	230	10/28/74	Jr./So.	Burnsville, MN (HS)
9	Lyles, Kevin **	TE	6-4	240	11/7/73	Sr./Jr.	Indianapolis, IN (Lawrence North)
57	Lysek, David *	OLB	6-2	225	10/14/74	Jr./So.	Bethlehem, PA (Catholic)

No.	Name	Pos.	Ht.	Wt.	Birthdate	Year	Hometown (HS/Last School)
70	Maniecki, Jason ***	DT	6-5	290	8/15/72	Sr./Sr.	Wisconsin Dells, WI (HS)
37	Martin, Cecil	RB	6-2	220	7/8/75	So./Fr.	Evanston, IL (HS)
19	McCormick, Ben	QB	6-2	202	7/29/75	Jr./So.	Columbus, WI (HS)
13	McCullough, Carl *	RB	6-3	218	11/14/73	Jr./So.	St. Paul, MN (Cretin-Derham Hall)
75	McIntosh, Chris	OL	6-7	270	2/20/77	Fr./Fr.	Pewaukee, WI (HS)
1	Merritt, Ahmad	WR	5-10	175	2/5/77	Fr./Fr.	Chicago, IL (St. Rita)
94	Miklusak, Neil *	DT	6-3	261	12/29/73	Sr./Jr.	Griffith, IN (HS)
3	Miller, Trey	DB	6-1	195	9/7/77	Fr./Fr.	Aurora, CO (Eagle Crest)
48	Monty, Pete **	LB	6-2	231	7/13/74	Jr./Jr.	Fort Collins, CO (HS)
26	Myers, Bobby	DB	6-2	170	10/11/76	Fr./Fr.	Hamden, CT (HS)
26	Nelson, Robert *	RB	5-11	200	5/28/73	Sr./Sr.	Mokena, IL (Lincoln Way)
97	Nielsen, Dana	K	6-0	188	11/4/75	So./Fr.	Indianapolis, IN (Lawrence North)
31	Nyquist, Matt ***	TE	6-2	240	6/8/72	Sr./Sr.	Cokato, MN (Dassel-Cokato)
96	Paulik, Chris	OL	6-0	278	11/23/75	Jr./So.	Menomonie Falls, WI (Sussex Hamilton)
93	Pauly, Eric	DE	6-5	230	7/20/77	Fr./Fr.	Waukesha, WI (South)
32	Pollex, Eric	DB	5-11	191	5/13/73	Sr./Sr.	Wis. Dells, WI (Adams-Friendship)
56	Rader, Mike *	OL	6-5	280	3/18/74	Sr./Jr.	De Pere, WI (Notre Dame)
44	Roberson, Royce *	RB	6-1	228	2/26/74	Jr./So.	East Chicago, IN (Central)
23	Robinson, Tirrell	RB	5-10	170	12/6/76	Fr./Fr.	Maywood, IL (Walther Lutheran)
53	Roell, Rob	DE	6-5	240	10/4/77	Fr./Fr.	Iron Mountain, MI (Kingsford)
72	Rohde, John *	OL	6-4	320	1/21/74	Sr./Jr.	Oswego, IL (Yorkville)
20	Rosga, Tim	DB	6-2	185	11/1/76	Fr./Fr.	Roseville, MN (Cretin-Derham Hall)
42	Saleh, Tarek **	DE	6-3	229	11/7/74	Jr./Jr.	Woodbridge, CT (Notre Dame)
10	Samuel, Mike	QB	6-3	217	2/13/75	So./Fr.	Philadelphia, PA (Penn Charter)
56	Schneck, Dan	LB	5-11	225	11/24/73	Sr./Sr.	Whitefish Bay, WI (HS)
90	Simmons, Haywood *	DT	6-3	260	1/13/73	Sr./Sr.	Macon, GA (Southwest)
82	Simmons, Tony *	WR	6-2	194	12/8/74	Jr./So.	Chicago, IL (St. Rita)
49	Sondrup, Ryan	TE	6-5	233	4/15/75	So./Fr.	Fort Collins, CO (HS)
54	Spielman, Jamie	LB	6-3	215	4/22/77	Fr./Fr.	Menomonie, WI (HS)
91	Spiller, Rod **	DT	6-4	250	10/5/72	Sr./Jr.	St. Louis, MO (East)
18	Stanger, Dirk	QB	6-3	196	12/21/74	Jr./So.	Woodstock, IL (Marian Catholic)
60	Stark, Steve ***	OL	6-3	284	5/16/73	Sr./Sr.	Rockton, IL (Hononegah)
43	Stecker, Aaron	RB	5-9	191	11/13/75	So./Fr.	Ashwaubenon, WI (HS)
28	Suttle, Jason *	DB	5-11	174	12/2/74	Jr./So.	Burnsville, MN (HS)
34	Taylor, Leonard	DB	6-0	186	8/3/76	So./Fr.	Indianapolis, IN (North Central)
24	Torian, Reggie *	WR	6-3	188	4/22/75	Jr./So.	Markham, IL (Thornwood)
14	Triplett, Delta	DB	5-9	165	10/2/69	So./Fr.	Milwaukee, WI (Whitefish Bay)
47	Unverzagt, Eric ***	LB	6-2	235	12/18/72	Sr./Sr.	Central Islip, NY (HS)
65	Vanderveldt, Jamie **	OL	6-5	285	4/23/74	Sr./Jr.	Waukesha, WI (Catholic Memorial)
61	Vesperman, Todd	OL	6-4	253	9/3/75	So./Fr.	Lancaster, WI (HS)
41	Waerig, John	RB	6-2	240	4/16/76	Fr./Fr.	Philadelphia, PA (Cardinal Dougherty)
33	Wagner, Scott	DB	6-0	182	11/20/74	Jr./So.	Milton, WI (HS)
7	Weems, Cyril **	DB	6-2	202	8/1/74	Sr./Jr.	Detroit, MI (Southeastern)
2	White, Marcus	QB	6-2	190	8/22/77	Fr./Fr.	Evanston, IL (HS)
92	Williams, Brandon	DT	6-4	248	2/2/76	So./Fr.	Buffalo, NY (South Park)
22	Williams, Charles	RB	6-0	195	2/16/77	Fr./Fr.	Hazelwood, MO (East)
46	Williams, Tony	RB	5-11	190	7/19/77	Fr./Fr.	South Huntington, NY (St. Anthony's)
71	Wunsch, Jerry **	OL	6-6	315	1/21/74	Sr./Jr.	Wausau, WI (West)
55	Yocum, Chad ***	DE	6-4	250	12/28/72	Sr./Sr.	Windsor, WI (DeForest)
15	Young, Scott **	LB	6-0	204	12/29/71	Sr./Sr.	Englewood, CO (Cherry Creek)
5	Zanders, Mark	QB	6-4	215	12/9/76	Fr./Fr.	Joliet, IL (West)

* — letters won

— fifth-year senior

Roster-by-state

Arizona (1)

Darrell Bevell (Scottsdale)

California (2)

Brian Alexander (Fre-
mont); Chris Downs
(Carlsbad)

Colorado (4)

Trey Miller (Aurora); Pete
Monty (Fort Collins); Ryan
Sondrup (Fort Collins);
Scott Young (Englewood)

Connecticut (3)

Pete Diatelevis (Water-
bury); Bobby Myers
(Hamden); Tarek Saleh
(Woodbridge)

Florida (1)

John Hall (Port Charlotte)

Georgia (1)

Haywood Simmons
(Macon)

Illinois (19)

Alex Barton (Park Ridge);
Michael Brin (Highland
Park); Azree Commander
(Chicago); James Darby
(Streamwood); Mike
Galletti (Ottawa); Jean
Jourdain (Evanston);

Bryan Jurewicz
(Deerfield); Greg Keigher
(Coal City); Cecil Martin
(Evanston); Ahmad
Merritt (Chicago); Robert
Nelson (Mokena); Tirrell
Robinson (Maywood);
John Rohde (Oswego);
Tony Simmons (Chicago);
Dirk Stanger (Woodstock);
Steve Stark (Rockton);
Reggie Torian (Markham);
Marcus White (Evanston);
Mark Zanders (Joliet)

Indiana (9)

Branden Cantrell (India-
napolis); Marcus Carpen-
ter (Elkhart); Aaron
Gibson (Indianapolis);
Damon Glenn (East
Chicago); Kevin Lyles
(Indianapolis); Neil
Miklusak (Griffith); Dana
Nielsen (Indianapolis);
Royce Roberson (East
Chicago); Leonard Taylor
(Indianapolis)

Iowa (1)

Brad Lilienthal (Durant)

Michigan (3)

Pat Daley (Iron Mountain);
Rob Roell (Iron Mountain);
Cyrill Weems (Detroit)

Minnesota (6)

Derek Engler (St. Paul);
Rob Lurtsema (Burnsville);
Carl McCullough (St.

Paul); Matt Nyquist
(Cokato); Tim Rosga
(Roseville); Jason Suttle
(Burnsville)

Missouri (2)

Rod Spiller (St. Louis);
Charles Williams
(Hazelwood)

New Jersey (3)

Steve Baffico (Montclair);
Ron Johnson (Camden);
Michael London
(Sicklerville)

New York (6)

Giscard Bernard (Bronx);
Cayetano Castro (New
York); Jeff Forde (Staten
Island); Eric Unverzagt
(Central Islip); Brandon
Williams (Buffalo); Tony
Williams (South Hunting-
ton)

Ohio (2)

Jevon Brunston (Colum-
bus); Kevin Huntley
(Fremont)


Pennsylvania (6)

Bryn Boggs (Downington);
LaMar Campbell
(Chester); Dwayne Cuff
(Philadelphia); David
Lysek (Bethlehem); Mike
Samuel (Philadelphia);
John Waerig (Philadelphia)

Wisconsin (32)

Bob Adamov (Sturgeon
Bay); Dave Anderson (Eau
Claire); Tom Burke
(Poplar); Daryl Carter
(Milwaukee); Mark Davis
(Waukesha); Donny Eicher
(Hartland); Brian Flanigan
(Sturgeon Bay); Al Gay
(Elkhorn); Eric Grams
(Fond du Lac); Trent Gross
(Menomonee Falls); Todd
Halbur (Wisconsin
Rapids); Donald Hayes
(Madison); Troy Hegg
(Manitowoc); Joe Innis
(Sturgeon Bay); Jeremy
Kranz (Grafton); Nate
Kroepelin (Minocqua); Ben
McCormick (Columbus);
Jason Maniecki (Wisconsin
Dells); Chris McIntosh
(Pewaukee); Chris Paulik
(Menomonie Falls); Eric
Pauly (Waukesha); Eric
Pollex (Wisconsin Dells);
Mike Rader (De Pere); Dan
Schneck (Whitefish Bay);
Jamie Spielman
(Menomonie); Aaron
Stecker (Ashwaubenon);
Delta Triplett (Milwaukee);
Jamie Vanderveldt
(Waukesha); Todd
Vesperman (Lancaster);
Scott Wagner (Milton);
Jerry Wunsch (Wausau);
Chad Yocum (Windsor)

Staff



Barry Alvarez has guided one of the most dramatic rebuilding jobs in college football during the decade of the 1990s.

W

Barry Alvarez



BADGER ATTENDANCE DURING THE ALVAREZ ERA

Season Tickets	1990	1991	1992	1993	1994
General Public	25,092	22,441	25,308	29,529	44,971
Student	5,960	4,711	5,322	11,858	13,834
Total	31,052	27,153	30,630	41,387	58,805
Single-Game	19,975	22,523	30,748	34,120	18,523
Home Average	51,027	49,676	61,378	75,507	77,328

WHAT OTHERS SAY ABOUT ALVAREZ

LOU HOLTZ, NOTRE DAME COACH

"Barry is one of the more memorable people I've ever worked with. His ability to relate to people and generate enthusiasm are qualities you cannot learn. He is an excellent coach, a great representative of the University and a good family man."

BOB DEVANEY, FORMER NEBRASKA COACH

"As a player, Barry was a good linebacker. You could tell that he really understood the game. Barry is also a people person. His knowledge of the game and love for people are the reasons he's an excellent coach."

CINDY ALVAREZ, THE COACH'S WIFE

(Barry was a policeman when he first married Cindy. The lofty goals of each are reflected in Cindy's feelings about that job). "I wouldn't have been happy as a cop's wife, because I would have wanted him to be the Chief of Police."

HEAD COACH

Barry Alvarez is the only coach in Wisconsin history to have led the Badgers to consecutive January bowl game victories. Wisconsin is one of just three schools in the nation (Florida State and Penn State are the others) to win January bowl games in 1994 and 1995. Wisconsin's two-year win total of 17 (vs. 5 losses and 2 ties) is the most at the school since 1900-01.


COACH BARRY ALVAREZ is the man credited with one of the best rags-to-riches stories in college football during the decade of the '90s.

He inherited a program that was ranked No. 107 in Division I-A. Wisconsin had won just 25 percent of its games and finished eighth or worse in the Big Ten every year in the five seasons prior to his arrival. It was coming off its lowest home attendance average in 45 years.

There was a lack of belief, a lack of success and a lack interest in the program. Alvarez entered the scene with a plan, unbridled enthusiasm and the patience to persevere through the tough times.

Through it all, the unflappable Alvarez preached togetherness, toughness, discipline, mental focus and a no-nonsense approach to winning.

Alvarez ended his fifth season with the school's second consecutive January bowl win. The Badgers had never previously won a January bowl game, let alone two



straight, in their 106-year history.

Wisconsin joined elite company with its Hall of Fame Bowl victory over Duke last Jan. 2. The Badgers, who won the 1994 Rose Bowl, are one of just three schools in the nation (Florida State and Penn State are the others) to capture January bowl wins the last two seasons.

During his tenure, Alvarez reversed the fortunes of a program that had hit rock bottom. After a 1-10 first season, Alvarez guided Wisconsin to a Big Ten co-championship and Rose Bowl triumph in his fourth campaign.



Only two coaches in Big Ten history — Alvarez and Ohio State's Wes Fesler (1947-49) — took last-place programs their rookie seasons and turned them into league champions.

Hall of Fame Campaign

THE '94 CLUB had to deal with increased expectations, a difficult road schedule and an unusual number of injuries to key players. Through it all, Alvarez and his Badgers met every challenge head on.

Wisconsin, with its bowl aspirations in jeopardy at 3-3-1, regrouped to win four of its final five games. The school's first win at Michigan since 1962, a bowl-clinching victory over Illinois and the 34-20 win over Duke in the Hall of Fame Bowl helped the UW to a 7-4-1 final slate.


The Badgers smashed all previous school attendance records, earned seven TV appearances and built momentum with a three-game winning streak to end the season. That skein is tied for the fifth-longest in the NCAA entering this year.



A Rosy Season

THE 1993 BADGERS will be remembered as the squad that established new standards. The winningest team in UW history ...

- was co-champ of the Big Ten and won its first Rose Bowl
- finished fifth (coaches) and sixth (media) in the final polls
- posted the NCAA's largest attendance increase
- improved its record by 5.5 games from '92, the largest one-year gain in school history.



ALVAREZ FILE

BORN
December 30, 1946, in
Burgettstown, Pa.

HIGH SCHOOL
Burgettstown (Pa.)

COLLEGE
Nebraska, B.S., 1969
Nebraska, M.A., 1971

COLLEGE PLAYER
Nebraska (1965-67)

FAMILY
Wife Cindy; daughters
Dawn (Mrs. Brad
Ferguson) and Stacy;
son Chad

COACHING EXPERIENCE
Asst. Coach, Lincoln
(Neb.) Northeast H.S.,
1971-73; Head Coach,
Lexington (Neb.) H.S.,
1974-75; Head Coach,
Mason City (Iowa) H.S.,
1976-78; Assistant
Coach [linebackers],
Iowa, 1979-86; Assistant
Coach [linebackers],
Notre Dame, 1987;
Defensive Coordinator,
Notre Dame, 1988;
Assistant Head Coach,
Notre Dame, 1989; Head
Coach, Wisconsin, 1990-
present

For those achievements, Alvarez was named national Coach of the Year by the American Football Coaches Association, the Bobby Dodd Foundation, *College and Pro Football Newsweekly* and *College Sports* magazine.

Alvarez also became the first Wisconsin coach to earn the Dave McClain Big Ten Coach of the Year Award. He received 94 percent of the first-place votes.

Over the last two seasons, the Badgers have posted a 17-5-2 (.750) record. Wisconsin took 66 games (17-49) to win that many games prior to the 1993 season. That two-year win total is the best in consecutive seasons at the UW since 1900-01.

Besides the obvious on-field improvement, home crowds have increased by an incredible 85.3 percent since his arrival. The Badgers played before nine sellouts in the last two seasons after going 47 straight games without a full house at Camp Randall Stadium.

Success at Every Stop




ALVAREZ WAS APPOINTED the school's 27th football coach on Dec. 31, 1989, one day after his 42nd birthday. "My old coach (at Nebraska), Bob Devaney told me that I should set a goal for myself to take a head coaching job by the time I was 42," Alvarez said. "I missed it by one day."

For three seasons, Alvarez was an assistant for Lou Holtz at Notre Dame. He served as linebackers coach in 1987, was promoted to defensive coordinator in 1988 and moved up to assistant head coach in 1989.

Notre Dame finished 17th, first and second in the final Associated Press poll the three seasons Alvarez was there. The Fighting Irish won an incredible 23 consecutive games in 1988 and 1989.

The 1988 Fighting Irish team won a national championship and posted a perfect 12-0 record. As coordinator, Alvarez' defense ranked third nationally in scoring, 10th against the run and 13th in total defense.

Notre Dame was 12-1 in 1989 and the nation's No. 1 team for 11 straight weeks. Alvarez' defense keyed a 21-6 Orange Bowl victory over top-ranked Colorado. The 1989 Notre Dame defenders were nationally ranked in every category.



Barry Alvarez is one of two coaches in Big Ten history to take a team from last place his first season to a conference championship.

ALVAREZ VS. OPPONENTS

Opponent	W-L-T
Ball State	1-0-0
Bowling Green	1-0-0
California	0-1-0
Cincinnati	1-0-0
Colorado	0-1-0
Duke	1-0-0
Eastern Michigan	2-0-0
Illinois	2-3-0
Indiana	2-3-0
Iowa	0-3-0
Iowa State	2-0-0
Michigan	2-1-0
Michigan State	1-4-0
Minnesota	2-3-0
Nevada	1-0-0
Northwestern	3-2-0
Northern Illinois	1-0-0
Ohio State	1-3-1
Purdue	2-1-1
SMU	1-0-0
Temple	0-1-0
UCLA	1-0-0
Washington	0-1-0
Western Illinois	1-0-0
Totals	28-27-2

Alvarez coached all-America linebackers in each of his three seasons in South Bend. Michael Stonebreaker was a consensus all-America pick in 1988. Ned Bolcar, Cedric Figaro and Wes Pritchett also made all-America squads under Alvarez.

As an Iowa assistant, he coached linebackers from 1979-86. The Hawkeyes went to postseason games the last six years, including Rose Bowls in 1982 and 1986. Alvarez helped the Hawkeyes turn a program that hadn't had a winning season in 17 years into a regular bowl game participant.

Alvarez coached five first-team all-Big Ten linebackers at Iowa. His prize pupil was Larry Station, a two-time consensus all-American. An academic all-American as well, Station is the Hawkeyes' career tackle leader.

Barry got his coaching start in 1971 as an assistant at Lincoln (Neb.) Northeast High School. The squad won a state title in 1972, his second year there.

His first head coaching position was at Lexington (Neb.) High School from 1974-75. He was 16-4 and the Nebraska prep Coach of the Year in 1974. Alvarez then coached at Mason City (Iowa) High School from 1976-78, compiling a 21-9 mark. Included was a 4A state title in 1978, when he was conference and district Coach of the Year.

Playing Days & Personal Life

A THREE-YEAR LETTERMAN at Nebraska, Alvarez earned his bachelor of science degree in 1969. He added a master of arts degree from Nebraska in 1971. As a Nebraska linebacker, he played in the Orange and Sugar Bowls, as well as the Senior and Blue-Gray all-star games.

Barry and his wife, Cindy, have two daughters, Dawn (Mrs. Brad Ferguson) and Stacy, and a son, Chad. Alvarez was born Dec. 30, 1946, in Burgettstown, Pa.

BARRY ALVAREZ ON THE ISSUES

On the task he faced in 1990

"It wasn't just building a program, but we had to get the entire athletic department on solid ground. It was tying a whole state together and rallying people around the state university."

Academics at Wisconsin

"People told me not to take this job because of the strong academics and the fact that you couldn't get all the kids in school. But I felt that you could use that as a positive. You have to go out and get kids who want to go to school. The degree has to be important to them. There are plenty of good football players who are good students."

Academic priorities

"I was fortunate to have coaches looking after me and emphasizing academics. I feel it's our duty (as coaches) to make sure we do everything we can to support our athletes and make sure we give them the help they need to come out of here with a degree."

Relations with people

"I'm a people person. I like to be around people. I'm never afraid to have friends on the staff. When I became a head coach, people told me I was going to become lonely. I didn't like that and said it wasn't going to happen to me."

A players' coach

"We, as a staff, sincerely care about the kids. Treat them like your own kids. If they do wrong, punish them. But try to offer guidance. I am very honest and approachable and don't take myself too seriously. My door is always open. If kids know you care about them as people — not just as players — there's nothing you can ask of them that they will think is unfair."

Life outside of football

"You always try to teach your kids some things about life. We talk about dealing with adversity, overcoming the odds and being positive."

Coaching in the Rose Bowl

"I get chills and goose bumps thinking about it. The emotions that I felt on the sideline with the sun settling over the Rose Bowl was something I've never felt anywhere else. There's nothing that compares to it."

Midwestern ways

"I think there's a good chemistry between myself and the mindset of the people in Wisconsin. I go out and mingle with the fans, and I think people can identify with me. What you see is what you get with me."

Long-range goals

"I want to take a school that hadn't won before and build the program and sustain it like (former Nebraska Coach Bob) Devaney did. Then, when you retire, people say, 'He's the greatest coach who ever coached here.' I want to establish a consistent winner, not a peak-and-valley team. This is that program."

His type of player

"We've made a living on overachievers, kids who like to play football and are hard-nosed. That fits my personality. We are a blue-collar football team, and I am a blue-collar coach."

Climbing to the top

"There's no question it's more difficult to turn a program around than maintain it. Not many guys have the chance to answer that question because so few have actually gone from worst to first like our staff has."

Patience

"I knew we had to be patient when we came in here. When you take a job that's down, you have to make it a good job, and you can't do that overnight. All I wanted was to take one step at a time and try to get to the point where we could compete with Big Ten schools. I never wavered in my confidence, because I had watched our plan work at other schools. It was a matter of time."

Alvarez: Year-by-Year

1994: 7-4-1 (4-3-1 Big Ten)

Wisconsin won its second straight January bowl game by defeating Duke in the Hall of Fame Bowl. The regular season featured a win at Michigan for the first time since 1962, the first shutout in 114 games and a school-record 632-yard total offensive output vs. Indiana. Cory Raymer was a consensus all-American.

1993: 10-1-1 (6-1-1 Big Ten)

The winningest team in UW history was Big Ten co-champ, beat UCLA in the Rose Bowl and was ranked as high as fifth (coaches) in the final polls. UW had the NCAA's largest attendance increase, and its .875 winning percentage was the best by a Big Ten team since '79. The 5.5-game improvement in the win column was the best in school history.

1992: 5-6 (3-5 Big Ten)

The UW was 5-6 again and climbed in the Big Ten standings for the third season in a row. The Badgers upset 12th-ranked Ohio State, the first win over a nationally rated foe in eight years. Wisconsin received votes in the polls and ended the year one win short of a bowl bid.

1991: 5-6 (2-6 Big Ten)

Wisconsin improved its win total by four games, the fourth-largest improvement in the NCAA. Troy Vincent was an all-American. A victory at Minnesota broke a 23-game road losing streak.

1990: 1-10 (0-8 Big Ten)

UW was within striking distance entering the fourth quarter in 10 games, and it had the third-best attendance gain in the NCAA.

ALVAREZ COACHING RECORD

Year	Overall		Big Ten		Bowl Game
	W-L-T	Pct.	W-L-T	Finish	
1990	1-10-0	.091	0-8-0	10th	
1991	5-6-0	.455	2-6-0	T8th	
1992	5-6-0	.455	3-5-0	T6th	
1993	10-1-1	.875	6-1-1	T1st	Rose
1994	7-4-1	.625	4-3-1	4th	Hall of Fame
Total	28-27-2	.509	15-23-2		

ALVAREZ' MARK AT WISCONSIN

All games:	28-27-2
Home games:	18-11-2
Road games:	7-16
Neutral games:	3-0
Non-conference games:	13-4
Night games:	2-2
September games:	12-4
October games:	7-14-1
November games:	6-9-1
December games:	1-0
January games:	2-0
Games decided by a touchdown or less:	8-9-2
Games decided by a field goal or less:	5-4-2
Games Wisconsin led after one quarter:	17-5
Games Wisconsin led at halftime:	22-4
Games Wisconsin led after three quarters:	25-4-2
Games Wisconsin scored first:	21-8
Games Wisconsin outrushed opponent:	24-7-2
Games Wisconsin outpassed opponent:	11-13-1
Games Wisconsin outgained opponent:	22-7-1
Games Wisconsin forced more turnovers:	18-10
Games on television:	11-6-1

ALVAREZ IN BOWL GAMES (7-4)

Year	School	Position	Bowl	Result
1981	Iowa	Assistant	Rose	lost to Washington
1982	Iowa	Assistant	Peach	defeated Tennessee
1983	Iowa	Assistant	Gator	lost to Florida
1984	Iowa	Assistant	Freedom	defeated Texas
1985	Iowa	Assistant	Rose	lost to UCLA
1986	Iowa	Assistant	Holiday	defeated S. Diego St.
1987	Notre Dame	Assistant	Cotton	lost to Texas A&M
1988	Notre Dame	Coordinator	Fiesta	defeated W. Virginia
1989	Notre Dame	Coordinator	Orange	defeated Colorado
1993	Wisconsin	Head Coach	Rose	defeated UCLA
1994	Wisconsin	Head Coach	Hall of Fame	defeated Duke

Alvarez' Players Drafted by the NFL

At Iowa

2nd round — Jonathan Hayes, TE to Kansas City, 1985
11th round — Larry Station, LB to Pittsburgh, 1986

At Notre Dame

6th round — Cedric Figaro, OLB to San Diego, 1988
6th round — Wes Pritchett, ILB to Miami, 1989
6th round — Ned Bolcar, ILB to Seattle, 1990
7th round — Andre Jones, OLB to Pittsburgh, 1991
8th round — Scott Kowalkowski, ILB to Philadelphia, 1991
9th round — Michael Stonebreaker, ILB to Chicago, 1991

At Wisconsin

1st round (7th pick) — Troy Vincent, DB to Miami, 1992
2nd round — Cory Raymer, OL to Washington, 1995
2nd round — Terrell Fletcher, RB to San Diego, 1995
3rd round — Don Davey, DT to Green Bay, 1991
3rd round — Joe Panos, OL to Philadelphia, 1994
3rd round — Mike Verstegen, OL to New Orleans, 1995
4th round — Michael Roan, TE to Houston, 1995
4th round — Mike Thompson, DL to Jacksonville, 1995
5th round — Chuck Belin, OL to Los Angeles Rams, 1993
6th round — Lee DeRamus, WR to New Orleans, 1995
6th round — Kenny Gales, DB to Chicago, 1995
7th round — Mark Montgomery, FB to Philadelphia, 1994
10th round — Brady Pierce, OT to Minnesota, 1991

ALVAREZ' PLAYERS ACTIVE IN THE NFL (IN '94)

Jonathan Hayes	TE	Pittsburgh Steelers
Cedric Figaro	OLB	Atlanta Falcons
Michael Stonebreaker	ILB	New Orleans Saints
Don Davey	DT	Jacksonville Jaguars
Rafael Robinson	DB	Seattle Seahawks
Troy Vincent	DB	Miami Dolphins
Chuck Belin	OL	Los Angeles Rams
Joe Panos	OL	Philadelphia Eagles

COMEBACK VICTORIES UNDER ALVAREZ

LARGEST COMEBACK VICTORIES

14 points (14-0) vs. Northwestern, 1991 ... won 32-14
14 points (17-3) vs. Northern Illinois, 1992 ... won 18-17
13 points (13-0) vs. Western Illinois, 1991 ... won 31-13
13 points (13-0) vs. Purdue, 1992 ... won 19-16
13 points (13-0) vs. SMU, 1993 ... won 24-16

LARGEST HALFTIME DEFICIT COMEBACK VICTORIES

13 points (13-0) vs. SMU, 1993 ... won 24-16
10 points (16-6) vs. Purdue, 1992 ... won 19-16

Wisconsin Highs and Lows Under Alvarez

Category	Wisconsin High	Opponent Low
First downs	36 vs. Minnesota, 1993	10 by Northwestern, 1991
Rushing yards	394 vs. Northwestern, 1994	33 by E. Michigan, 1994
Rushing attempts	61 vs. Purdue, 1993	25 by Illinois, 1993
Rushing TDs	7, two times, MR: E. Michigan, 1994	0, 22 times, MR: Illinois, 1994
Passing yards	423 vs. Minnesota, 1993	68 by Northwestern, 1991
Pass completions	31 vs. Minnesota, 1993	6, three times, MR: Mich. St., 1990
Pass attempts	48 vs. Minnesota, 1993	12 by Michigan State, 1990
Interceptions	0, 23 times, MR: Illinois, 1994	4, five times, MR: Duke, 1995
Passing TDs	5, two times, MR: Purdue, 1993	0, 13 times, MR: Mich. State, 1994
Total offense	632 vs. Indiana, 1994	167 by Western Illinois, 1991
Total plays	90 vs. Minnesota, 1993	51 by Western Illinois, 1991
Points	62 vs. Indiana, 1994	0, by E. Michigan, 1994
Penalties	0 vs. Minnesota, 1992	13 by California, 1990
Yards penalized	0 vs. Minnesota, 1992	105 by Minnesota, 1994
Fumbles	0, seven times, MR: Michigan, 1994	5, two times, MR: UCLA, 1994
Fumbles lost	0, 24 times, MR: Illinois, 1994	5 by UCLA, 1994
Turnovers	0, 12 times, MR: Illinois, 1994	6, two times, MR: UCLA, 1994

Mike Cassity

Defensive Secondary (1st year at Wisconsin)

CASSITY FILE

DATE OF BIRTH
August 22, 1953


HOMETOWN
Ft. Campbell, KY

FAMILY
Daughter Brooke and
son Hunter

ALMA MATER
Kentucky, 1976

COACHING CAREER
Assistant coach,
Wisconsin, 1995; Def.
coordinator, Cincinnati,
1994; Def. coordinator,
Georgia Tech, 1992-
93; Def. coordinator,
East Carolina, 1990-
91; Def. coordinator,
Northeast Louisiana,
1989; Def. coordinator,
Western Kentucky,
1983-88; Assistant
coach, Morehead
State, 1982; Assistant
coach, Kentucky,
1979-81

BOWL EXPERIENCE
East Carolina — 1991
Peach Bowl



MIKE CASSITY, who has served as a defensive coordinator at five schools previously, begins his first campaign as secondary coach at Wisconsin. The first-year Badger coach has the task of rebuilding a backfield

that lost all four starters from the Hall of Fame Bowl championship squad.


Cassity spent the 1994 season as the defensive coordinator and secondary coach at Cincinnati, where the Bearcats' pass defense surrendered just 149.2 yards per game. The Badgers defeated Cincinnati 38-7 last fall in Camp Randall Stadium.

Before joining the Bearcats' staff, Cassity served as defensive coordinator at Georgia Tech, East Carolina, Northeast Louisiana and Western Kentucky.

Prior to his stretch of coordinator positions, he was a member of coaching staffs at Morehead State (1982) and Kentucky (1979-81). Cassity was a graduate assistant for six months at Kentucky, his alma mater, before joining Fran Curci's full-time staff for two-and-a-half years as secondary coach.

Cassity then served as defensive coordinator at Western Kentucky (1983-88) and NE Louisiana (1989). Two of his teams ranked in the Top 10 nationally for total defense at WKU.

He eventually moved to East Carolina where he was defensive coordinator in 1990-91 for Coach Bill Lewis. The '91 Pirates posted the winningest season in school history (11-1), won the Peach Bowl and had the nation's fourth-best turnover margin. Cassity was a member of the National Coaching Staff of the Year as selected by one publication. Among his players at East Carolina were Dallas



Cowboys Robert Jones and Chris Hall. Jones is an NFL All-Pro. Cassity also worked with safety Greg Grandison, a Kodak first-team all-American.

Cassity followed Lewis to Georgia Tech, where he served as defensive coordinator (1992-93). His '93 defense registered a shutout over Maryland and surrendered just three points to Furman. The top player on his unit was tackle Coleman Rudolph, a second-round draft pick by the New York Jets.

Cassity's first post was at Tilghman High School in Paducah, Ky. (1976-79).

The 42-year-old Cassity was a five-time letterman at Kentucky, where he competed in football and wrestling. Cassity earned the Wildcats' 110 Percent award and was SEC wrestling runner-up in the 190-pound class as a senior. He was an all-state football player and two-time state wrestling champion as a prep.

Brad Childress

Offensive Coordinator & Quarterbacks
(5th year at Wisconsin)

CHILDRESS FILE

DATE OF BIRTH
June 27, 1956


HOMETOWN
Aurora, IL

FAMILY
Wife Dru-Ann; sons Andrew, Christopher and Kyle; daughter Cara

ALMA MATER
Eastern Illinois, 1978

COACHING CAREER
Offensive coordinator, Wisconsin, 1992-95; Assistant coach, Wisconsin, 1991; Assistant coach, Utah, 1989; Offensive coordinator, Northern Arizona, 1986-89; Assistant coach, Indianapolis Colts, 1985; Assistant coach, Illinois, 1980-85; Graduate assistant, Illinois, 1978-79

BOWL EXPERIENCE
Wisconsin — 1995 Hall of Fame Bowl; 1994 Rose Bowl; Illinois — 1984 Rose Bowl; 1982 Liberty Bowl



WISCONSIN'S HIGHLY RESPECTED offense, which has produced the top two total offense figures in school history the past two seasons, is directed by fourth-year coordinator Brad Childress. The 39-year-old Childress


came to Wisconsin in 1991 as running backs coach and was promoted to offensive coordinator in charge of quarterbacks his second season.

Childress' 1993 offense set a Wisconsin record by averaging 455.2 yards per game, then the fourth-highest mark in Big Ten history. That club ranked first in the league in rushing (eighth nationally) and total offense (12th), second in scoring (25th) and fourth in passing. The Badgers also established Big Ten records for completion percentage in a game (.944) and season (.675).

The '94 Badgers averaged 29.8 points per game, the fourth-best mark in school history, and gained more than 5,000 total yards for the second year in a row. Wisconsin set a modern-era school record with a 632-yard total offensive output against Indiana. The Badgers ended the season ranked ninth in rushing and 18th in total offense according to the NCAA.

Among his record-breaking pupils is the UW's career passing leader, Darrell Bevell. Childress developed the former 172-pound Mormon missionary into the nation's No. 3 passer (1993) and the winningest QB in UW history. Bevell owns nearly every passing and total offense record at the school entering his senior year and was a first-team all-Big Ten pick as a sophomore.

Besides Bevell, the veteran Big Ten mentor has coached the No. 2 (Brent Moss) and No. 3 (Terrell Fletcher) career rushers



and No. 2 (Lee DeRamus) receiver at Wisconsin.

Prior to joining the UW staff, Childress was wide receivers coach at Utah (1989) and offensive coordinator at Northern Arizona (1986-89). His quarterback at NAU, Greg Wyatt, passed for more than 10,000 yards and set more than 60 school and NCAA records. Wyatt completed 962 passes, the second-most in college history at the time.

Childress coached quarterbacks and helped with the computerized scouting department of the Indianapolis Colts in 1985 after a seven-year stint (1978-84) at Illinois. He was a full-time assistant with the running backs and wide receivers his final five campaigns after two years as a graduate assistant. He coached the Illini's David Williams, who caught a Big Ten-record 101 passes in 1984.

Kevin Cosgrove

Defensive Coordinator & Linebackers
(6th year at Wisconsin)

COSGROVE FILE

DATE OF BIRTH
December 27, 1955

HOMETOWN
Chicago, IL

FAMILY
Wife Michelle; sons
Clint and Connor;
daughter Shannon

ALMA MATER
UW-Oshkosh, 1979

COACHING CAREER
Defensive
coordinator,
Wisconsin, 1995;
Assistant coach,
Wisconsin, 1990-94;
Assistant coach,
Colorado State, 1989;
Def. coordinator, SE
Missouri State, 1988;
Assistant coach,
Illinois, 1980-87

BOWL EXPERIENCE
Wisconsin — 1995
Hall of Fame Bowl;
1994 Rose Bowl;
Illinois — 1985 Peach
Bowl; 1984 Rose
Bowl; 1982 Liberty
Bowl



ONE OF THE ORIGINAL MEMBERS of Coach Barry Alvarez' staff at Wisconsin, Kevin Cosgrove begins his first full season as defensive coordinator. Cosgrove, who continues to coach inside linebackers,


assumed coordinator duties Dec. 4 and handled those responsibilities in the Hall of Fame Bowl victory over Duke.

Cosgrove, entering his sixth season in Madison, has coached the Badgers' leading tackler in four of his previous five years. His '94 starting duo of Pete Monty and Eric Unverzagt collected 131 and 115 tackles, respectively, last fall to rank third and 11th in the Big Ten.

A pair of Cosgrove starters, Yusef Burgess and Unverzagt, were the top tacklers on the 1994 Rose Bowl championship squad. Burgess was a second-team all-Big Ten honoree after leading the league in fumbles forced. That '93 defense ranked 15th in the nation for scoring (16.3) with the best mark at the UW in 31 years.

The linebackers on the 1992 club, Aaron Norvell and Gary Casper, finished third and fifth, respectively, in Big Ten tackles. Casper left Wisconsin as the career tackle leader (447).

Cosgrove, who has coached collegiate defenses since 1980, was inside linebackers coach for Earle Bruce at Colorado State in 1989. He was defensive coordinator at Southeast Missouri State for one season (1988) and led Illinois' linebackers from 1980-87. He coached in three bowl games with the Illini, including the 1984 Rose Bowl.



Among his most noted players were Illinois all-league linebackers Jack Squirek, Mike Weingrad, Mark Tagart and Gabe de la Garza. Squirek was a second-round NFL draft pick by the Raiders.

One of the midwest's top recruiters, he signed Jeff George, Moe Gardner and Darrick Brownlow at Illinois. George was the NFL's No. 1 draft pick in 1990, Gardner was a two-time consensus all-American and Brownlow was Big Ten Defensive Player of the Year. His Wisconsin recruits include Terrell Fletcher, Lamark Shackerford and Monty. Fletcher is the school's career leader in all-purpose yardage, Shackerford was a two-time consensus all-Big Ten choice and Monty is the Big Ten's top returning tackler.

Jay Hayes

Outside Linebackers, Strong Safeties & Special Teams
(2nd year at Wisconsin)

HAYES FILE

DATE OF BIRTH
March 3, 1960

HOMETOWN
Pittsburgh, PA

FAMILY
Wife Suzanne; son
Jesse; daughter
Jazmin

ALMA MATER
Idaho, 1984

COACHING CAREER
Assistant coach,
Wisconsin, 1995;
Assistant coach,
California, 1992-94;
Assistant coach, Notre
Dame, 1989-91;
Graduate assistant,
Notre Dame, 1988

BOWL EXPERIENCE
Wisconsin — 1995 Hall
of Fame Bowl;
California — 1992
Alamo Bowl; Notre
Dame — 1992 Sugar
Bowl; 1991 Orange
Bowl; 1990 Orange
Bowl; 1989 Fiesta Bowl



JAY HAYES begins his first full season as an assistant coach at Wisconsin. He will be in charge of the outside linebackers, strong safeties and special teams. Hayes, who was reunited with Coach Barry Alvarez last Decem-

ber, coached Badger outside linebackers in the 1995 Hall of Fame Bowl win over Duke.


Hayes worked previously with Alvarez while both were at Notre Dame. Most recently, Hayes was outside linebackers and special teams coach at California.

He was hired as the Golden Bears' outside linebackers coach in 1992. In his second season at Berkeley, California posted a 9-4 record and defeated Iowa in the Alamo Bowl. He was given additional responsibilities with the special teams at Cal in 1994.

As a four-year member of the Fighting Irish coaching staff, Hayes helped ND to a 41-7 record and New Year's Day bowls each season. Hayes joined the Notre Dame staff as a graduate assistant in 1988, the year ND captured the national championship. He received a promotion to full-time coaching duties with the OLBs and special teams the following three seasons (1989-91).

Notre Dame earned berths in the Fiesta (1988), Orange (1989-90) and Sugar (1991) Bowls during his stay. Among the players he coached at Notre Dame were pro draft picks Andre Jones (Detroit), Devon McDonald (Indianapolis), Scott Kowalkowski (Philadelphia) and Karmeelyia McGill (Cincinnati).

A defensive lineman at Idaho, Hayes



was a two-time (1980-81) first-team all-conference selection. He was the Vandals' captain as a senior. Hayes received his B.S. degree in history from Idaho in 1984.

After graduation, Hayes played professionally for the Detroit Lions and Washington Redskins (1982-83) prior to stints with the Michigan Panthers and Memphis Showboats of the USFL (1984-86).

The 34-year-old Hayes is the older brother of NFL veteran Jonathan Hayes, who was recruited by Alvarez at Iowa. Jonathan Hayes was a TE with the Kansas City Chiefs for 10 years before joining the Pittsburgh Steelers in 1994.

Jay and his wife, Suzanne, have a son (Jesse) and a daughter (Jazmin).

Jim Hueber

Offensive Line (4th year at Wisconsin)

HUEBER FILE

DATE OF BIRTH
August 14, 1948

HOMETOWN
Philadelphia, PA

FAMILY
Wife Nancy; sons Jeffrey, Jonathan and Joseph; daughter Kristine

ALMA MATER
South Dakota, 1971

COACHING CAREER
Assistant coach, Wisconsin, 1992-95; Assistant coach, Minnesota, 1984-91; Asst. coach, Memphis State, 1983; Asst. coach, Temple, 1981-82; Assistant coach, Wichita State, 1979-80; Assistant coach, Dodge City Comm. College, 1975-78; Assistant coach, Cincinnati, 1974

BOWL EXPERIENCE
Wisconsin — 1995 Hall of Fame Bowl; 1994 Rose Bowl; Minnesota — 1986 Liberty Bowl; 1985 Independence Bowl




ONE OF THE COACHES RESPONSIBLE for the resurgence of the Wisconsin rushing game is fourth-year Badger assistant Jim Hueber. Beginning this fall, Hueber will coach the Badgers' offensive line after three

seasons in charge of the running backs. The Wisconsin rushing offense finished eighth (with a school-record 250.8-yard average) and ninth nationally the last two seasons and gained nearly 6,000 yards during that time. The Badgers finished first (in 1993) and second (1994) in Big Ten rushing and had six games of at least 300 yards rushing. Wisconsin has outgained 21 of its last 24 foes on the ground. Overall, the Badger rushing attack has improved its output by almost 150 yards from 1991, the year before Hueber's arrival.

Among the players he's worked with at Wisconsin are Brent Moss and Terrell Fletcher, the school's No. 2 and No. 3 career rushers. Each gained better than 3,400 yards. Moss (1,637 yards in 1993) and Fletcher (1,476 in 1994) have the top two season figures in UW history.

The Moss-Fletcher duo combined for 2,633 yards in the Rose Bowl championship season, the eighth-highest total for a backfield tandem in NCAA history. The Wisconsin pair combined for the second-most yardage in college history for the same tandem in consecutive years. Only SMU's Eric Dickerson and Craig James gained more yardage in back-to-back campaigns.

With Hueber's assistance, Fletcher became the Badgers' career all-purpose yardage leader, was MVP of the Hall of Fame Bowl and was chosen in the second



round of the NFL draft by San Diego. As a junior, Moss was Big Ten and Rose Bowl MVP. Mark Montgomery, a former Hueber fullback, was a '94 draft pick by the Eagles.

Hueber came to Wisconsin after an eight-year stint at Minnesota, where he was assistant head coach, offensive coordinator and an assistant coach with the offensive line and running backs. Eight of his Golden Gopher linemen were drafted by the NFL. Minnesota earned two bowl trips during his tenure.

Hueber's lengthy resume before Minnesota includes offensive coaching positions at Memphis State (1983), Temple (1981-82), Wichita State (1979-80), Dodge City Community College (1975-78) and Cincinnati (1974). He was recruiting coordinator at Temple, Wichita State and Dodge City Community College.

Henry Mason

Wide Receivers (1st year at Wisconsin)

MASON FILE

DATE OF BIRTH
August 6, 1956

HOMETOWN
Marshall, MO

FAMILY
Wife Debbie

ALMA MATER
Central Missouri State,
1979

COACHING CAREER
Assistant coach,
Wisconsin, 1995;
Assistant coach,
Western Michigan,
1991-94; Head coach,
Smith-Cotton High
School (Sedalia, Mo.),
1985-90; Offensive
coordinator, Smith-
Cotton High School,
1982-84; Assistant
coach, Baker
University, 1981,
Assistant coach,
Lexington High School
(Lexington, Mo.),
1979-80




HENRY MASON, most recently the wide receivers coach at Western Michigan, will handle the same chores at the University of Wisconsin.

The 39-year-old Mason was wide receivers coach for the Broncos for four

seasons (1991-94) while WMU posted a 27-15-2 mark. Mason also worked with the kick returners. Western Michigan led the Mid-American Conference in passing three of his four seasons. Three of Mason's former players earned professional football contracts. The Broncos had more than 2,700 yards passing his final season on the way to a 7-4 record. Three of his receivers had at least 40 receptions, including team leader Andre Wallace, who caught 68 passes for 758 yards as a senior in 1994.

Prior to joining the staff at Western Michigan, Mason was head coach at Smith-Cotton High School in Sedalia, Mo., for six years. Mason's mark at Smith-Cotton was 31-31, and his 1988 club became the first team at the school in 13 years to post a winning record. That squad earned a playoff appearance. Seven of his prepsters played collegiately. Mason was offensive coordinator at Smith-Cotton for three seasons (1982-84) before receiving the head coaching position.

Mason started his college career as an assistant at Baker University (1981) in Baldwin, Kan. He was responsible for wide receivers and quarterbacks on a 7-3 club. That team finished third in the Heart of American Conference for passing.



His initial coaching position was as an assistant at Lexington (Mo.) High School. Mason worked with running backs and defensive backs on clubs that posted a 21-0-1 record and won one state championship.

The Marshall, Mo., native is a 1979 graduate of Central Missouri State. Mason was a second-team UPI all-American in football in 1976 and an honorable mention selection in 1978. He was also a UPI second-team baseball all-American and three-time first-team all-league choice. Mason was drafted by the Baltimore Colts, where he played one season (1978). He also played one year (1979) of football with St. Louis.

His wife's name is Debbie.

John Palermo

Assistant Head Coach & Defensive Line
(5th year at Wisconsin)

PALERMO FILE

DATE OF BIRTH
March 27, 1952


HOMETOWN
Newburgh, NY

FAMILY
Wife Donna; son Jason;
daughter Jessica

ALMA MATER
Florida State, 1974

COACHING CAREER
Asst. head coach,
Wisconsin, 1991-95;
Head coach, Austin
Peay, 1990; Asst. coach,
Notre Dame, 1988-89;
Asst. coach, Minnesota,
1984-87; Asst. coach,
Appalachian St., 1983;
Asst. coach, Memphis
St., 1980-82; Asst.
coach, Austin Peay,
1979; Grad. asst., N.
Carolina St., 1977-78

BOWL EXPERIENCE
Wisconsin — 1995 Hall
of Fame Bowl; 1994
Rose Bowl; Notre Dame
— 1990 Orange Bowl;
1989 Fiesta Bowl;
Minnesota — 1986
Liberty Bowl; 1985
Independence Bowl



THE NO. 2 MAN ON Wisconsin's football coaching staff is assistant head coach John Palermo. Entering his fifth season with the Badgers, Palermo will coach defensive linemen this fall after four seasons working


with the outside linebackers.

Palermo, who has coached for eight seasons in the Big Ten, tutored four Badger outside linebackers who gained honorable mention all-Big Ten honors. The group includes Dwight Reese (1992), Chad Yocum (1992), Chris Hein (1994) and Tarek Saleh (1994).

Yocum led the Big Ten in fumbles forced as a freshman. Bryan Jurewicz earned third-team freshman all-America honors by *Football News* in 1993. Saleh was the club leader (sixth in the conference) with seven QB sacks in '94.

Palermo assisted with the development of the defensive schemes that Wisconsin used when it was nationally ranked in rushing defense in both 1992 and 1993. The Rose Bowl team of two years ago surrendered just 16.3 points per game, the lowest average since 1963. Palermo's two-deep lineup on that team included a pair of walk-ons and two first-year freshmen.

Before joining Alvarez' staff at the UW, Palermo was head coach for one year (1990) at Austin Peay. In his two seasons (1988-89) at Notre Dame, Palermo and Alvarez designed the Fighting Irish defense, which ranked 13th and 14th nationally in total defense. ND won the national title in 1988 and finished second in



the final '89 Associated Press poll. The Irish posted a 24-1 record during his tenure, and the defense held 10 opponents to single-digit scoring.

His feature players on Notre Dame's defensive line included consensus all-America choice Chris Zorich, now with the Chicago Bears. Jeff Alm was a second-team all-America pick in 1989.

Palermo worked four seasons (1984-87) at Minnesota, coaching the Golden Gophers to the 1985 Independence and 1986 Liberty Bowls. He also was an assistant coach at Appalachian State (1983), Memphis State (1980-82) and Austin Peay (1979) and a graduate assistant at North Carolina State (1977-78).

Brian White

Running Backs (1st year at Wisconsin)

WHITE FILE

DATE OF BIRTH
July 2, 1964


HOMETOWN
Haverhill, MA

FAMILY
Wife Salli

ALMA MATER
Harvard, 1986

COACHING CAREER
Assistant coach,
Wisconsin, 1995;
Assistant coach,
UNLV, 1994; Assistant
coach, Nevada-Reno,
1993; Assistant
coach, UNLV, 1990-
92; Graduate
assistant, Notre
Dame, 1988-89;
Assistant coach,
Fordham, 1986-87

BOWL EXPERIENCE
UNLV — 1994 Las
Vegas Bowl; Notre
Dame — 1990
Orange Bowl; 1989
Fiesta Bowl



THE NEWEST MEMBER
of the Badger
offensive coaching
staff is running backs
assistant Brian White.
The 31-year-old
White has served as
an assistant working
with running backs
and wide receivers
for the past nine


years at four different schools.

White came to Wisconsin from UNLV, where he worked with head coach Jeff Horton, one of the nation's top authorities in the passing game. The 1994 Rebels won the Big West championship and then defeated Central Michigan 52-24 in the Las Vegas Bowl.

As the UNLV passing game coordinator and wide receivers coach, White worked with Randy Gatewood, who caught 92 passes. He set NCAA records with 23 receptions and 363 yards receiving in a game against Idaho. White had worked previously (1990-92) at UNLV for former Notre Dame assistant coach Jim Strong, where he coached Rebel running backs.

Between assignments at UNLV, White was an assistant to Horton at Nevada-Reno in 1993. As coordinator of the pass offense, he worked with quarterback Chris Vargas and receiver Bryan Reeves. Vargas led the nation in total offense and Reeves was the nation's second-leading receiver with 92 catches. Reeves currently plays for the Phoenix Cardinals. Nevada-Reno led the nation in total offense with a per-game average of 589.

White spent two falls (1988-89) at Notre Dame as a graduate assistant. He worked primarily with the running backs and



coached pro players Ricky Watters, Tony Brooks, Mark Green, Anthony Johnson and Rodney Culver. His first coaching job was at Fordham, where he worked with backs.

As a player, White blossomed as a quarterback at Harvard, leading the Crimson to a 7-3 record in 1985. He was second-team all-Ivy League and finished his career as the school's second all-time leading passer (2,335 yards). A two-year starter on the field, White also made the ECAC honor roll. White has a B.A. in history from Harvard (1986), an M.A. from Fordham (1988) and an MBA from Notre Dame (1990).

White's father, Don, lettered for three seasons at Notre Dame and was the Fighting Irish starting quarterback in 1959.

Bernie Wyatt

Tight Ends & Recruiting Coordinator
(6th year at Wisconsin)

WYATT FILE

DATE OF BIRTH
August 21, 1938


HOMETOWN
Brooklyn, NY

FAMILY
Wife Barb; sons Brad and Barry

ALMA MATER
Iowa, 1962

COACHING CAREER
Assistant coach, Wisconsin, 1990-95;
Assistant coach, Iowa, 1974-89

BOWL EXPERIENCE
Wisconsin — 1995 Hall of Fame Bowl; 1994 Rose Bowl; Iowa — 1988 Peach Bowl; 1987 Holiday Bowl; 1986 Holiday Bowl; 1986 Rose Bowl; 1984 Freedom Bowl; 1983 Gator Bowl; 1982 Peach Bowl; 1982 Rose Bowl



VETERAN COLLEGIATE COACH Bernie Wyatt begins his sixth season as a member of the Badger coaching staff. He is the only remaining offensive coach from Barry Alvarez' original staff.


Wyatt is beginning his fourth season in charge of Wisconsin tight ends. One of the nation's most-respected and effective East Coast recruiters, Wyatt came to the UW as recruiting coordinator (1990-91) before returning to the field as tight ends coach in 1992. For the last two years, Wyatt has coached tight ends and coordinated recruiting.

As tight ends coach, Wyatt worked with four-time all-Big Ten choice Michael Roan. Under Wyatt's guidance, Roan had 92 career receptions (sixth-most in Wisconsin history) for 980 yards. Those figures are the second-most for a tight end in Badger history. Roan was a fourth-round NFL draft pick by Houston.

His recruiting skills are well-documented in the record books. Three members of the Badgers' starting secondary from 1994 —Jamel Brown, Kenny Gales and Donny Brady — were Wyatt recruits, as was Lee DeRamus, the school's No. 2 all-time receiver. Gales (Chicago) and DeRamus (New Orleans) were sixth-round NFL draft picks in '95.

Wisconsin's recruiting hauls during the Wyatt years have been excellent. The 1992 and 1994 classes were rated 10th and 13th nationally.

Wyatt, who has 21 years of experience coaching in the Big Ten, worked 16 seasons at Iowa before rejoining Barry Alvarez in Madison. Wyatt was Iowa's first full-time recruiting coordinator (1979). He worked with Hawkeye outside linebackers and tutored several of his own recruits —




Andre Tippett and Joe Mott — who went on to pro careers. Tippett, a perennial All-Pro with the Patriots, was a 1981 consensus all-American at Iowa. Wyatt signed many eventual NFL players at Iowa, including Ronnie and Kevin Harmon, Bob Kratch, Mike Devlin, Quinn Early, Devon Mitchell and Owen Gill.

Before joining the Iowa staff, Wyatt was a high school coach at Iowa City (Iowa) Regina and Lindenhurst (N.Y.) high schools. His Lindenhurst squads registered a 37-8-1 record.

The former high school all-American at Amityville (N.Y.) High School broke many of NFL Hall of Famer Jim Brown's records. He was inducted into the Suffolk County Hall of Fame last spring. Wyatt was the Hawkeyes' team MVP in 1960 when the club was 8-1. He played in the Blue-Gray all-star game and played one season (1961) for the Pittsburgh Steelers.

John Chadima

Administrative Assistant (6th year at Wisconsin)



ONE OF THE ORIGINAL members of Barry Alvarez' staff at the UW, John Chadima, is in his sixth year as administrative assistant for the football team.



He is responsible for coordinating all off-the-field activities for the UW gridiron squad.

In his role at Wisconsin, Chadima works specifically with the Badgers'

multi-million dollar budget, team travel, the football camp, the summer job program and scheduling.

Prior to his appointment at Wisconsin, he was a football manager at Iowa from 1983-87. Chadima was a graduate assistant in administration for the Hawkeye Athletic Department from 1987-89.

The 1988 graduate of the University of Iowa earned a B.S. degree in athletic administration. The 30-year-old native of Cedar Rapids, Iowa, is single and resides in Madison.



Pat Meech


Graduate Assistant

PAT MEECH begins his first season as a graduate assistant coach at Wisconsin. The 30-year-old Meech will work with Jim Hueber and the offensive line.

Meech coached four seasons at A.B. Miller High School in Fontana, Calif. He was in charge of the offensive line and tight ends for teams which posted a 26-17 record.

Meech, who played for UW offensive coordinator Brad Childress at Northern Arizona, earned his B.S. degree from NAU in 1988. He was a four-year letterman and earned honorable mention all-Big Sky recognition in 1987.

He added a Master's of Education from Azusa Pacific in 1993. Meech and his wife, Stephanie, live in Madison.



Brian Murphy

Graduate Assistant

BRIAN MURPHY is in his second campaign at Wisconsin as a graduate assistant. Murphy's responsibilities will be with John Palermo on the Badgers' defensive line.

Murphy served as assistant recruiting coordinator in the spring of 1994 after working as a volunteer assistant in the academic affairs office for the Badger football program in 1993.

A native of Riverside, Ill., Murphy spent one season (1992) as an assistant coach on the defensive line at Illinois Benedictine College before coming to UW-Madison.

He was a four-year football letterwinner at defensive end for Lehigh University from 1988-91. He holds a degree in international relations from Lehigh (1992).

Murphy, 26, is single and lives in Madison.

Chancellor

David Ward

Chancellor

CHANCELLOR DAVID WARD, the university's 25th chief executive, is actively positioning the University of Wisconsin-Madison for continued excellence in the next century.

Ward, who assumed the chancellorship in June 1993, insists that the university must anticipate societal changes relevant to higher education, and envisions the university as more of an educational partner with public schools, businesses, industry, and its alumni and friends.

"We have a tradition of excellence upon which to build and much to preserve, but I believe it is time for the university to start doing some things differently - not just doing the same things better," said Ward in his 1995 report to the university community entitled "A Vision for the Future: Priorities for UW-Madison in the Next Decade."

"To achieve these ends, we need to pursue our goals within a shared



vision of a university that will be as outstanding in the next century as it has been in the past, and is in the present."

Ward was named chancellor after serving as vice chancellor for academic affairs and, additionally, as provost. As the chief executive officer, he has led efforts to improve the quality of undergraduate education, including improved class access and increased undergraduate engagement in research. He has coordinated efforts to enhance the diversity of the UW-Madison campus and restore support for the

university's infrastructure, such as libraries, laboratories and computer facilities. Ward has helped to adapt some of the principles of quality management to academic objectives of the campus.

Ward, who also holds the Andrew Hill Clark Professorship of Geography, says "changes in our funding, in the public's perception and confidence in higher education, and in the demand for high levels of accountability, require us to demonstrate our skills in strategic planning so that citizens of Wisconsin are able to recognize our commitment to

education."

Ward was born in Manchester, England, and received bachelor's and master's degrees from the University of Leeds. He earned a Fulbright Travel award to the United States in 1960 and received a doctorate from UW-Madison in 1963. In 1966 he joined the faculty. He later served as chair of the geography department and, still later, associate dean of the Graduate School.

As a scholar Ward is a recognized authority in urban geography. He is a past president of the Association of American Geographers. He has authored two books, edited two books and contributed many articles in leading academic journals. In recognition of his postdoctoral research, Ward was awarded the degree of Litt.D. by his undergraduate alma mater.

Ward is married to Judith B. Ward, who is the executive associate director of the Waisman Center on Mental Retardation and Human Development. They have two sons.

Administration

Pat Richter

Director of Athletics


DIRECTOR OF ATHLETICS
PAT RICHTER, the former all-America gridiron star, three-sport letterman and successful business executive, is the man in charge of one of the NCAA's most thriving athletic departments.

During a time of budget tightening, presidential reform and gender equity concerns, Richter has built a model intercollegiate program.

As Director of Athletics, he is responsible for 20 sports, nearly 700 student-athletes and more than 160 employees. During his tenure, he has witnessed dramatic change. Consider he ...

- inherited a division that was \$2.1 million in debt in 1990 and eliminated the red ink on the financial ledgers in less than four years. That recovery came during a time when three-quarters of the Division I programs in the United States were losing money.

- watched the football, basketball and hockey squads set season attendance marks during his administration. Badger football, basketball and hockey filled their venues to 98 percent of capacity last season.



- oversaw plans for significant facility improvements, most notably the proposal for an on-campus multi-purpose arena.

Perhaps one of Richter's most satisfying seasons was the 1993-94 campaign when his alma mater won the Rose Bowl and qualified for its first NCAA men's basketball tournament in 47 seasons.

All 20 of the division's sports have competed in NCAA post-season play during his tenure, and the UW has placed in the Top 15 for total sports success in all three seasons of the Director's Cup.

AS A BADGER PLAYER, he earned all-America (1961-62) and academic all-America (1962) honors as an end. He led Wisconsin to the 1963 Rose Bowl and set a game record with 11 receptions.

Richter led the Big Ten in receiving twice and is still the third-leading receiver in school history. As a senior, Richter won Wisconsin's 1963 Big Ten Medal of Honor.


He earned all-league honors in baseball and led UW in hits, homers and RBI three times. Pat earned his scholarship for basketball.

After earning his B.S. degree from the UW in landscape architecture (1964), Pat was a first-round draft pick of the Washington Redskins. He played from 1963-71.

UPON RETIREMENT from the NFL, he returned to Wisconsin to earn his law degree (1971). After working at a Madison law firm, he climbed his way to vice president of personnel at Oscar Mayer Corp.

Richter was honored with an NCAA Silver Anniversary Award for post-college achievements in 1988. He is a member of the Wisconsin State Athletic and Madison Sports Halls of Fame, the NFL Player and Alumni Associations and the American Bar Association. Pat was enshrined in the Athletic Department and Rose Bowl Halls of Fame in '91 and '94, respectively. Last spring, he became the second Badger to gain induction into the GTE Academic All-America Hall of Fame.

PAT AND HIS WIFE, Renee, have four children: Scott, Brad, Barry and Tim.



Alan Fish

Administrative Officer

ALAN FISH, Administrative and Financial Officer at the Athletic Department since 1989, oversees several internal units in the Division and serves as the liaison to the Athletic Board and campus and state governments.

Fish, who came to the Department after three years (1987-89) as the Director of Policy and Budget for the Department of DHSS, will coordinate planning for the school's proposed sports arena.

He worked previously as a liaison to the State Assembly, a budget analyst for the State Budget Office and a program evaluator for the Legislative Audit Bureau.

The 1973 graduate of Luther College is married to Susan Goodwin. They have three children: Cassie (15), Molly (9) and Nick (7).

Administration



Cheryl Marra

Sports Administrator

CHERYL MARRA begins her fifth year with the University of Wisconsin as a sports administrator for volleyball, men's and women's basketball, soccer, tennis, swimming and golf.

She is the Badgers' primary women's athletic administrator to the Big Ten and NCAA.

Marra served as the women's athletic director at Denison University from 1983-90. She served as an assistant professor in the physical education department at Denison for seven years while serving as head soccer (11 years) and track (nine) coach.

She has been a member of the NCAA's Committee on Women's Athletics since 1987 and served as chair of the Women's Soccer Committee.

A 1977 graduate of Slippery Rock State, Marra received her M.A. from Ohio State in 1983.



Joel Maturi

Sports Administrator

SPORTS ADMINISTRATOR Joel Maturi has been a member of the UW Department of Athletics since 1987.

Maturi is the chief administrator for football and nine other sports.

He formerly served the department as compliance coordinator and director of facilities and game management.

Maturi was named Wisconsin Sports Personality of the Year in 1993 for his directorship of NCAA and Big Ten meets.

The former head football and basketball coach at Edgewood High School took several of his teams to the state tourney.

The 1967 graduate of Notre Dame was a member of the football team while earning a B.A. in political science.

Maturi and his wife, Lois, have three children: Mark, Katie and Annie.



Nancy Seifert

Chief Financial Officer


NANCY SEIFERT has been a member of the UW Department of Athletics since 1992.

As chief financial officer, Seifert is responsible for overseeing financial planning, budgeting, accounting and business functions for the division. She has been instrumental in updating and enhancing the department financial systems and business management techniques.

Prior to her appointment with the Athletic Department, she was Chief Financial Officer for WPPI Inc. and the World Council of Credit Unions.

Seifert is a graduate of the UW with a B.B.A. in accounting and an M.B.A. in finance and accounting. She is a licensed Certified Public Accountant.

Seifert and her husband, Michael, have one daughter, Leigh Ann.



Vince Sweeney

Marketing & Licensing Dir.


VINCE SWEENEY, in his fifth year at UW-Madison, oversees the athletic department's marketing, promotions, licensing, sports information, ticket office, special events and fundraising areas.

In 1994, Sweeney was named "Marketer of the Year" by the Madison Chapter of the American Marketing Association. Last spring, his department won two "Awards of Excellence" from *Athletics Management* magazine.

Prior to joining the UW, Sweeney worked for 13 years in sports journalism, where he earned several awards as a reporter and editor for the *Madison Press Connection*, *Milwaukee Journal*, *Milwaukee Sentinel*, *Madison Capital Times* and the *Los Angeles Times*.

He and his wife, Sharon, have two daughters, Kelsey and Keara.

Support Heads



John Dettmann

Strength & Condition. Coord.


JOHN DETTMANN is in his fourth year as director of the strength and conditioning program at Wisconsin and his sixth campaign serving the Badger football program.

Dettmann directs the conditioning programs and facilities for all UW athletic teams.

Prior to Wisconsin, Dettmann worked in administration at the Houston (1984-86) and Ft. Lauderdale (1988-89) YMCAs. Between those assignments, he was employed at the Enron Corporation.

He earned his B.S. degree in corporate fitness from UW-Oshkosh.

Dettmann was an honorable mention all-American, team MVP and Athlete of the Year as a senior. He was inducted into the UW-Oshkosh Athletic Hall of Fame in '93. Dettmann is single.



Dennis Helwig


Head Athletic Trainer

DENNIS HELWIG is starting his second decade at the University of Wisconsin and his 11th year as head football trainer. Helwig also supervises the Sports Medicine Program.

Helwig was the UW hockey trainer for 10 seasons, earning four NCAA championship rings, before becoming the head athletic trainer in 1984. He is currently an advisor to USA Hockey, the sport's national governing body. He worked at the 1984 Winter Olympics and the 1987 World University Summer Games.

A 1974 graduate of the UW in physical education and dance, he was an assistant trainer with the Philadelphia Eagles (1975) before returning to Madison.

Helwig and his wife, Jan, are the parents of one son, Christopher.



Scott Jenkins


Facilities & Event Mgmt.

SCOTT JENKINS, a four-time cross country and one-time track all-American at Wisconsin, starts his second year as director of facilities and game management for the department of athletics.

Prior to joining the athletic department at his alma mater, Jenkins directed the Space Management and Licensing Bureau at the Wisconsin Department of Administration.

He also was director of the Wisconsin Bureau of Building Management and was a facility manager at the Trammell Crow Company in Milwaukee.

Jenkins, who earned a B.S. degree in construction administration, made the Dean's List seven times during his career. He was a member of two NCAA champion cross country teams and placed as high as fifth (1982) individually at the NCAA meet.



Jim McCormick


Equipment Manager

JIM MCCORMICK is in his fifth season as head equipment manager for the department of athletics. He is responsible for the ordering and inventory of equipment for all UW teams and also oversees the mail room operation.

Before joining the staff, McCormick served as equipment coordinator at his alma mater, Western Michigan. He worked as a student assistant on the equipment staff at WMU as an undergraduate. McCormick is a member of the American Equipment Managers Association.

The native of Ishpeming, Mich., earned a B.S. degree in elementary science and math from Western Michigan in 1988. He and his wife, Jayne, live in Madison.

Support Heads



Tim Van Alstine

Ticket Director


TIM VAN ALSTINE begins his sixth season as director of ticket operations at the University of Wisconsin. Van Alstine was assistant ticket director for one year before his promotion.

Prior to joining the Badger staff, Van Alstine was director of athletic services for one year at Maine. He also served as academic counselor (1986-89) at Illinois and assistant football coach at Loras College (1983-86).

The former all-conference linebacker at St. Norbert College earned a tryout with the Michigan Panthers of the USFL after his graduation.

Van Alstine has a B.A. in English from St. Norbert, an M.S. in administration and supervision from Fordham and a Ph.D. from Illinois.

He and his wife, Lynn, have twin daughters (Abby and Leah).



Rob Zagame


Video Coordinator

ROB ZAGAME starts his second year as Video Coordinator for the Department of Athletics at Wisconsin.

He is responsible for coordinating video requirements, both during practices and games, for the entire division.

Zagame came to the UW-Madison from the University of Pittsburgh, where he was the Assistant Video Coordinator for athletics. He was responsible for Pitt's video editing.

He earned a B.A. in communications from UW-Stevens Point. Zagame is single and resides in Madison.



Alan Zussman

Support Services Director

ALAN ZUSSMAN has been a member of the Wisconsin Department of Athletics since 1976. As Director of the Academic Affairs Office, Alan oversees a staff of 11 full-time support personnel who have responsibilities for 625 student-athletes representing 20 teams.

Prior to the coming to the Athletic Department, Alan was the Assistant to the Dean of the College of Letters and Science at the UW-Madison.

An active member of the National Association of Academic Advisors for Athletics, Alan served for three years as an officer and member of the Executive Board.

Zussman earned his B.S. and M.S. degrees from the UW in communication arts and has completed coursework for his doctorate in educational administration.

FOOTBALL SECRETARIES



Jean Carlson

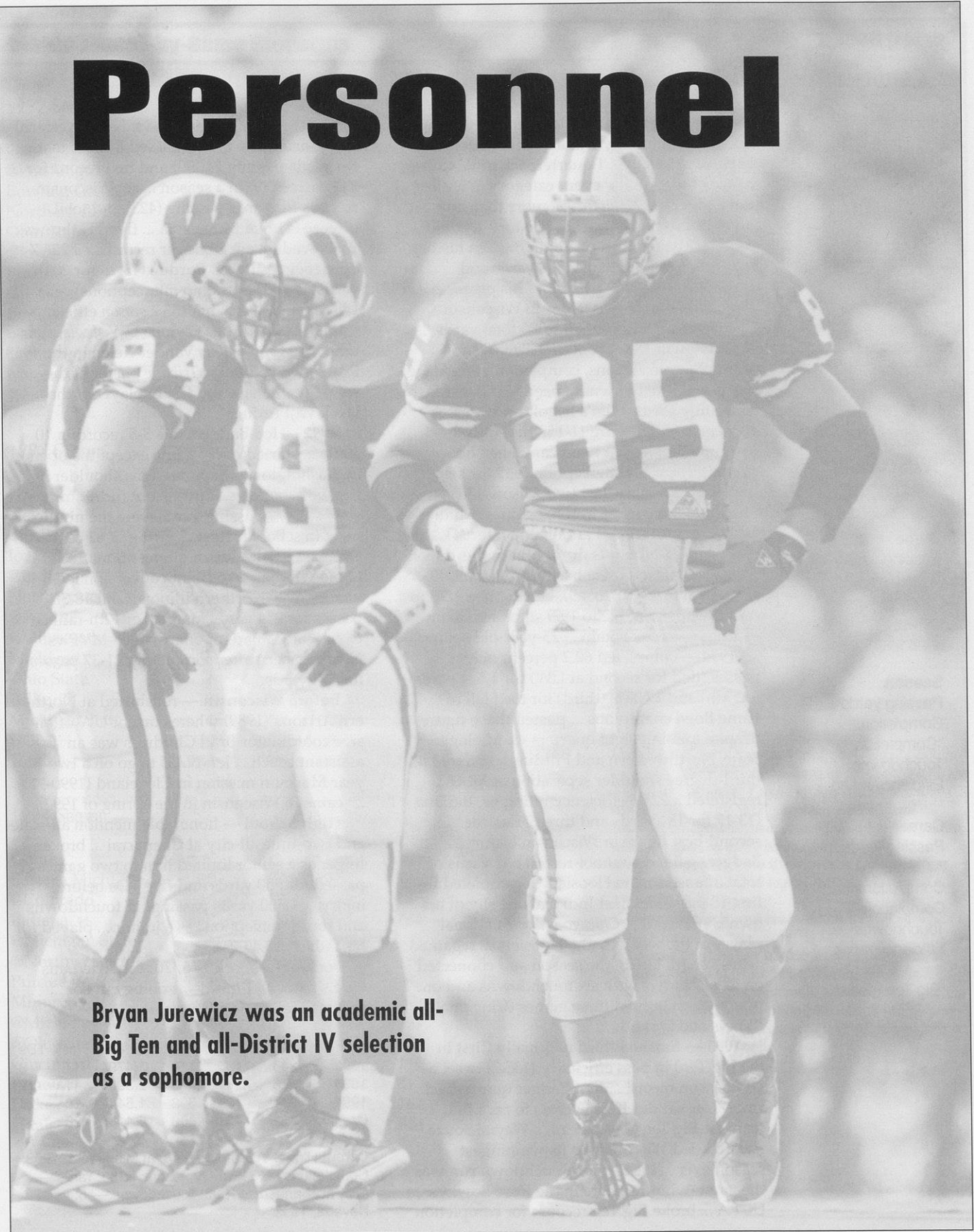


Sandy Freye



Lisa Powell

Personnel




Bryan Jurewicz was an academic all-Big Ten and all-District IV selection as a sophomore.

Darrell Bevell***

Team Captain

QB, 6-2, 197, Sr., Scottsdale, AZ



Bevell

**BEVELL'S
WISCONSIN
RECORDS**

Game

Passing yards
*Completion %
Touchdowns
Efficiency rating
Total offense

Season

Passing yards
Completions
*Completion %
Touchdowns
Efficiency rating

Career

Passing yards
Attempts
Completions
Completion %
Touchdowns
Efficiency rating

*Big Ten record

Badger Items — candidate for the Davey O'Brien and Johnny Unitas national quarterback awards ... No. 1 quarterback in Wisconsin history for virtually every category ... has led the Badgers to 21 victories, more than any other quarterback in school history ... could become just the fifth player in Big Ten history to throw for more than 7,000 yards and complete at least 60 percent of his passes ... directed the only two teams in Wisconsin history to gain more than 5,000 total yards ... already owns the school career marks for attempts, completions, completion percentage, yards and touchdowns ... needs 1,521 yards to move into the Big Ten's list of top 10 career passers ... Badgers are 11-1 in his starting assignments the last two years when he doesn't throw an interception ... 12 of his interceptions in the last two seasons (96 attempts) have come in three games (Minnesota '93, Colorado '94 and Ohio State '94) ... in his other 411 attempts during that time, only nine were picked off ... has improved his 40-yard dash time (5.2 to 4.9), bench press (175 to 300) and weight (172 to 197) since arrival on campus ... team captain ... 25-year-old senior.

1994 — completed 60.2 percent of his passes (tied for second at UW) for 1,544 yards (eighth) and 17 TDs (third) for the Hall of Fame Bowl champions ... posted those figures despite missing eight quarters vs. Michigan State, Northwestern and Purdue ... suffered a third-degree shoulder separation at MSU ... registered a 225.6 efficiency rating vs. Indiana (13-17 for 184 yards and three TDs), the second-best figure in Wisconsin history ... Badgers gained a school-record 632 yards of total offense vs. the Hoosiers ... completed his first 13 passes against Indiana, one shy of his own UW record ... *Chicago Tribune* national player of the week vs. the Hoosiers ... regained arm strength late in the season and connected on 42-67 throws with six touchdowns and one interception in final three games (Cincinnati, Illinois and Duke).

1993 — finished third nationally (first in the Big Ten) in pass efficiency (155.2) to set a UW season record ... first Badger quarterback since Ron Vander Kelen (1962) to earn first-team all-Big Ten ... won team's Wayne Souza Award... led Wisconsin to its winningest season ever ... his 21-yard touchdown run was the game-winning score in the Rose Bowl vs. UCLA ... broke Big Ten records for completion

percentage in a game (.944 vs. Northwestern) and season (.687) ... surpassed Badger mark for yards passing (2,390) and tied record for TD passes (19) in a season ... set Wisconsin records for yards passing (423) and total offense (416) at Minnesota ... five TD throws vs. Nevada were a Badger record ... a 226.7 efficiency rating vs. Purdue (15-20 for 204 yards, four TDs and no interceptions) set a Wisconsin mark ... his 155.2 *season* efficiency rating smashed the previous UW *single-game* mark of 140.2 by Ron Vander Kelen in the 1963 Rose Bowl ... *Chicago Tribune* player of the week vs. Nevada and ESPN player of the week vs. Purdue.

1992 — led Badgers to a 5-5 record in 10 starts ... started every game except the opener at Washington ... separated his shoulder in the sixth game vs. Purdue, but didn't miss a start ... 1,479 passing yards were the ninth-most in school history ... string of 62 consecutive passes without an interception ... scored game-winning two-point conversion in 18-17 victory over Northern Illinois ... hit 18-30 passes for 214 yards in upset of 12th-ranked Ohio State ... Badger offensive co-MVP vs. Northwestern after completing 21-37 passes for 274 yards.

Before Wisconsin — redshirted at Northern Arizona (1989) where current UW offensive coordinator Brad Childress was an assistant coach ... left NAU to go on a two-year Mormon mission in Cleveland (1990-91) ... came to Wisconsin in the spring of 1992.

High School — honorable mention all-state and two-time all-city at Chaparral ... broken finger as a senior limited him to two games ... passed for 500 yards and five TDs before injury ... 1,500 yards passing, 17 touchdowns and four interceptions as a junior ... played for his father ... 3.4 GPA.

Personal — born 1/6/70 ... married, his wife's name is Tammy ... zoology major ... parents are Jim and Donna.

Year	Att	Comp	Pct	Yards	Int	TDs
1992	245	125	.510	1,479	7	8
1993	276	187	.678	2,390	11	19
1994	231	139	.602	1,544	10	17
Career	752	451	.600	5,413	28	44

Career Highs: Attempts — 48, at Minnesota, 1993; Completions — 31, at Minnesota, 1993; Yards — 423, at Minnesota, 1993; Touchdowns — 5, vs. Nevada, 1993

Bevell's Game-by-Game Statistics

1992 Season


Game	Comp.	Att.	Pct.	Yards	TDs	Int.
@Washington	3	5	.600	37	0	0
Bowling Green	11	17	.647	142	3	2
Northern Illinois	11	27	.407	163	0	2
Ohio State	18	30	.600	214	0	0
@Iowa	7	20	.350	110	0	1
Purdue	7	12	.583	79	0	0
@Indiana	10	25	.400	88	0	1
Illinois	11	31	.355	90	0	0
@Michigan State	15	26	.577	170	1	1
Minnesota	11	15	.733	112	2	0
@Northwestern	21	37	.568	274	2	0
Totals	125	245	.510	1,479	8	7

1993 Season

Game	Comp.	Att.	Pct.	Yards	TDs	Int.
Nevada	19	27	.704	263	5	1
@SMU	18	26	.692	198	1	1
Iowa State	15	21	.714	196	1	0
@Indiana	5	15	.333	123	1	2
Northwestern	17	18	.944	207	1	0
@Purdue	15	20	.750	204	4	0
@Minnesota	31	48	.646	423	1	5
Michigan	15	22	.682	118	0	0
Ohio State	11	18	.611	105	1	1
@Illinois	17	22	.773	222	3	0
Michigan State	14	19	.737	235	1	0
UCLA	10	20	.500	96	0	1
Totals	187	276	.678	2,390	19	11

1994 Season

Game	Comp.	Att.	Pct.	Yards	TDs	Int.
Eastern Michigan	10	17	.588	126	1	0
@Colorado	13	27	.481	122	2	4
Indiana	13	17	.765	184	3	0
@Michigan State	4	7	.571	3	0	0
@Northwestern	0	0	.000	0	0	0
Purdue	12	18	.667	85	0	0
Minnesota	18	31	.581	249	2	2
@Michigan	18	26	.692	161	3	0
@Ohio State	9	21	.429	74	0	3
Cincinnati	15	22	.682	166	3	0
Illinois	16	25	.640	213	2	0
Duke	11	20	.550	161	1	1
Totals	139	231	.602	1,544	17	10



THE BEVELL FILE

People say I look like: Johnny Unitas.

My ESPN Sports Center highlight: There's 2:00 to go against Michigan. We're down by four points with the Big Ten title at stake. I direct us downfield and with 0:02 remaining hit Tony "TD" Simmons for a 45-yard touchdown. Chris Berman asks me what I'm going to do, and I say that I'm going bass fishing with Steve Stark.

If a genie granted me three wishes, I'd ask for: unlimited money, ability to play football forever and a 575-pound bench press.

Behind my back, my teammates say: I wish he'd drink a beer.

If I could choose my own group to play a best-ball scramble at Pebble Beach, I'd take: Jack Nicklaus, Chi Chi Rodriguez and Johnny Unitas.

The best thing about college football is: playing at the University of Wisconsin in front of the best fans in the nation.

Jason Maniecki***

Team Captain

DT, 6-5, 290, Sr., Wisconsin Dells, WI



Maniecki

Badger Items — a team captain, as selected by his teammates ... two-time academic all-Big Ten selection ... candidate for academic all-America honors.

1994 — second-team all-Big Ten pick by the media and honorable mention by the coaches in first season as a starter ... academic all-conference and all-District IV ... started 11 times and made 76 tackles, including 13 for losses ... TFL total was second on the team and tied for eighth in the Big Ten ... a big-game player, he averaged 10 tackles in his final three regular-season appearances with 10 stops at Michigan, 12 vs. Ohio State and eight against Illinois ... 11 stops vs. Purdue with a season-high eight solos ... team's defensive MVP four times, more than any other player ... missed the Cincinnati game with an injury ... returned to the lineup vs. Illinois and made eight tackles ... received a game ball from Coach Alvarez for his play against the Fighting Illini ... first player to earn a game ball from Alvarez.

1993 — academic all-Big Ten ... six stops, including two for losses, in reserve role ... all of his tackles came in the opening six games ... back-up on the Rose Bowl team to first-team all-Big Ten choice Lamark Shackerford ... saw action in short-yardage situations.

1992 — redshirted.


1991 — seven games ... his eight stops came in last four contests ... three tackles vs. Indiana and Illinois were his most.

High School — honorable mention all-American by *USA Today* at Wisconsin Dells ... all-state by WHSCA (first-team on both sides of the ball) ... No. 2 player in state by *Milwaukee Journal* ... MVP as a senior when he had 28 tackles for loss ... won state wrestling title twice ... four years on honor roll ... 3.1 GPA ... coached by Pete Gust.

Personal — born 8/15/72 ... business management major ... parents are Paul and Barbara Byrski ... emigrated from Poland when he was 10.

Year	Solo	Asst	Tot.	TFL	PBU
1991	2	6	8	0/0	0
1993	5	1	6	2/3	0
1994	47	29	76	13/26	1
Career	54	36	90	15/29	1

Career High: Tackles — 12, vs. Ohio State, 1994



THE MANIECKI FILE

If I was the President of the United States for a day, I'd: *install a national health care system.*

If I had a friend visiting Madison, I'd take them to: *Smokey's.*

Three words to describe me are: *dedicated, hard-working and happy.*

If I could change one thing about myself, it would be: *my knees.*

My ESPN Sports Center highlight would be: *picking off a pass and running it back 99 yards for a touchdown.*

People wouldn't believe me if I told them that: *I did not speak a word of English until I was 11 years old, and I did not touch a football until I was in 7th grade.*

The person in history I'd most like to meet is: *Marilyn Monroe.*


The best player I've ever played against is: *Cory Raymer.*

The best thing about playing college football is: *being a role model for the younger generation.*

My craziest ambition is: *to go sky diving.*

Pete Monty****Team Captain**

LB, 6-2, 231, Jr., Fort Collins, CO

**Monty**

Badger Items — the top returning tackler in the Big Ten after strong sophomore campaign ... all-America and all-league candidate ... a captain, as selected by his teammates ... first junior captain at Wisconsin since Chuck Belin (1991).

1994 — led the team and finished tied for third in the Big Ten with 10.9 tackles per game ... totaled 131 tackles, third-most by a sophomore in Badger history ... 12th linebacker in the last 13 seasons to lead the squad in tackles ... tied for club lead with seven passes broken up and placed fourth on the team with 12 tackles for loss ... top performance was a 19-tackle effort against Illinois ... double-figure tackle efforts his final five games, including 14 in the upset win at Michigan ... career-best three stops behind the line vs. Indiana ... team defensive MVP vs. Duke in the Hall of Fame Bowl with 11 stops, one pass broken up and one QB sack ... eight tackles, one for a loss, one pass broken up and one interception against Purdue ... recovered a fumble at Michigan State.


1993 — played on special teams and at linebacker ... assisted on the tackle that ended the Rose Bowl when UCLA quarterback Wayne Cook ran from the pocket as time expired ... two tackles at SMU.

High School — honorable mention all-American by *USA Today* ... all-Midlands by *Super Prep* ... all-state twice ... 116 tackles and 750 yards rushing as a senior ... football MVP and captain ... recovered eight fumbles in career ... father played on Notre Dame's 1963 national champions ... uncle, grandfather and great grandfather are UW graduates ... honor roll ... 3.2 GPA ... high school teammate of Badger Ryan Sondrup ... coached by his father.

Personal — born 7/13/74 ... College of Letters and Science ... parents are Tim and Kathy.

Year	Solo	Asst	Tot.	T/Loss	PBU
1993	2	3	5	0/0	0
1994	71	60	131	12/30	7
Career	73	63	136	12/30	7

Career Highs: Tackles — 19, vs. Illinois, 1994

**THE MONTY FILE**

My ESPN Sports Center highlight would be: *intercepting a pass in the Colorado game and returning it for the winning score.*

If a genie granted me three wishes, I'd ask for: *a million dollars, a new car and a new pair of skis.*

If I had a friend visiting Madison, I'd take them to: *the Union Terrace.*

If I was President of the NCAA for a day, I'd: *give athletes more money.*

My craziest ambition is: *to be a heli-ski guide in the mountains.*

The best player I've ever played against is: *Kordell Stewart.*


If I could change one thing about college football, I'd: *make the boundaries closer.*

In 20 years, I'd like to: *retire in Vail, Colo.*

Steve Stark***

Team Captain

OL, 6-3, 284, Sr., Rockton, IL



Stark

Badger Items — captain, as chosen by teammates ... most experienced offensive lineman on team with 17 career starts ... started at right guard on the Rose and Hall of Fame Bowl championship squads ... member of arguably the best offensive lines in school history the last two seasons ... among his linemates were Philadelphia Eagle Joe Panos, National Football League draft choices Cory Raymer (Washington) and Mike Verstegen (New Orleans) and free agent Joe Rudolph (Philadelphia) ... has handled long-snapping duties during his career ... has played in 28 games, including 17 starts ... one of the best athletes on the offensive line.

1994 — saw action in five games while battling ankle problems ... member of just the second club in school history to gain more than 5,000 total yards in a season ... missed the opener vs. Eastern Michigan and was reinjured vs. Purdue ... started four times between those injuries ... Badgers averaged 280 yards rushing in his starts and 199 when he didn't start ... season-high mark of .91 in the Purdue game ... grade of .84 at Northwestern ... counted six "de-cleater" blocks against the Wildcats.

1993 — started every game at right guard ... helped UW break its school total offense record by 917 yards ... player of the game at Illinois when the entire line was honored.


1992 — scout team co-MVP vs. Minnesota ... long snapper in all 11 games.

1991 — redshirted ... scout team offensive player of the week against Michigan State.

High School — first-team all-state by *Chicago Sun-Times* and *Tribune* at Hononegah ... lead blocker for an offense that produced a school-record 3,600 total yards ... played much of senior year with a broken wrist ... played G, T and TE ... coach was Donn VanSchelven.

Personal — born 5/16/73 ... history major ... parents are Richard and Barb.

Year (Games/Starts) — 1992 (11/0) ... 1993 (12/12) ... 1994 (5/5)



THE STARK FILE

People say I look like: *Superman's evil twin.*
If I had a friend visiting Madison, I'd take them to: *Bucks.*

Three words to describe me are: *fun, easy-going and hard-working.*

My ESPN Sports Center highlight would be: *winning the Bassmaster's championship.*

If a genie granted me three wishes, I'd ask for: *an unlimited supply of money, an unlimited supply of beer and a lake stocked full of fish.*


The best player I've ever played against is: *Dan "Big Daddy" Wilkinson.*

The best things about playing college football are: *my coaches and teammates.*

People wouldn't believe me if I told them that: *I used to ride freestyle bikes.*

Eric Unverzagt*****Team Captain**

LB, 6-2, 235, Sr., Central Islip, NY

**Unverzagt**

Badger Item — needs seven steps to join the 200-tackle club and 130 to make the career top 10 at Wisconsin ... string of 17 consecutive starts ... chosen a captain by his teammates.

1994 — second-team all-Big Ten choice by the coaches and honorable mention by the media ... second on the team in tackles (115) and 11th in the Big Ten ... topped the team with 77 solos ... tied for the squad lead with seven passes broken up ... intercepted two passes in the Badgers' first win at Michigan since 1962 ... named Big Ten player of the week vs. the Wolverines ... career-best 19 stops against both Michigan State and Illinois ... added a pass broken up and a fumble recovery against Illinois ... caused and recovered a fumble in the Minnesota game ... tied for the team lead with two fumbles recovered ... Badgers' defensive MVP against Michigan State and Michigan.

1993 — 75 tackles in 11 games ... 10 starts ... tied for 14th in the Big Ten in tackles for loss (seven) for league games only ... missed SMU game with a concussion ... eight tackles for loss ... broke up two passes vs. Nevada ... averaged 8.6 tackles against bowl teams ... 10 tackles vs. Michigan on ESPN, nine vs. Ohio State on ABC, nine vs. Indiana on ESPN and eight vs. Michigan State on ESPN.

1992 — redshirted.


1991 — lettered as a true freshman ... played on special teams (three tackles) ... long snapper on punts.

High School — all-state and all-Long Island at Central Islip ... 99 tackles with four interceptions as a senior ... rushed for 598 yards (8.8 avg.) ... didn't play football as a junior because of broken thumb ... four-time all-conference mention in baseball ... coach was John Diclemente.

Personal — born 12/18/72 ... recreation resource management major ... parents are Edward and Sophie.

Year	Solo	Asst	Tot.	TFL	PBU
1991	0	3	3	0	0
1993	51	24	75	8/21	2
1994	77	38	115	6/23	7
Career	128	65	193	14/44	9

Career Highs: Tackles — 19, vs. Michigan State, 1994 and Illinois, 1994

**THE UNVERZAGT FILE**

If I could change one thing about the game of football, I'd: *make it less violent.*

If I was President for a day, I'd: *tan on the White House lawn.*

If I could change one thing about myself, it would be: *to have normal toes.*

In 20 years, I'd like to: *be financially supported by a rich woman.*


If a genie granted me three wishes, I'd ask for: *money, money and more wishes.*

When I first met Coach Alvarez, I: *thought he had a nice tan.*

The person in history I'd like to meet is: *Elvis.*

The best thing about college football is: *going out after a bowl game.*

Behind my back, my teammates say: *I'm five fries short of a Happy Meal.*



Adamov


Bob Adamov

DB, 6-0, 202, Fr., Sturgeon Bay, WI

1994 — redshirted.

High School — earned 10 letters in football, track and basketball at Southern Door ... all-state defensive back, MVP and captain as a senior ... third all-time leading tackler (172) in school history ... rushed for more than 2,800 yards on offense and gained 18 turnovers (11 interceptions and seven fumble recoveries) on defense ... three-time all-conference selection on defense and twice on offense ... coach was Brent Claflin.

Personal — born 9/19/75 ... Letters & Science ... parents are Tony and Sandy.



Anderson


Dave Anderson*

OL, 6-2, 255, Sr., Eau Claire, WI

At Wisconsin — long snapper and reserve center ... credited with a tackle in the Michigan game on punt coverage.

High School — four-time letterwinner at Memorial ... all-conference choice on the gridiron as a senior ... earned two monograms in tennis and played in the state tournament ... coach was Tal Tischer.

Personal — born 3/5/73 ... mechanical engineering major ... mother's name is Kathy.



Baffico


Steve Baffico*

WR, 5-11, 186, Sr., Montclair, NJ

At Wisconsin — back-up wide receiver and scout team performer ... scout team player of the week honors four times in first three seasons ... played in eight games as a junior and saw action on all special teams.

High School — five-time letterman (three in baseball and two in football) at Montclair ... all-league choice in baseball and team captain ... 25 receptions for 350 yards for the nation's sixth-rated (by *USA Today*) high school team ... coach was Chuck Wilson.

Personal — born 3/24/73 ... history major ... parents are James and Joey ... high school teammate of former Badger Nikki Kemp.



Barton

Alex Barton

DT/P, 6-3, 260, Fr., Park Ridge, IL

1994 — redshirted after knee injury in the first practice of fall camp.

High School — second-team all-state selection as a senior at Maine South ... rushed for 976 yards with 12 TDs and averaged 46.2 yards per punt ... honor roll his last two seasons ... lettered in football, wrestling and baseball ... coach was Charlie Bliss.

Personal — born 10/2/75 ... Letters & Science ... parents are Kathy and Dick.

Giscard Bernard*

DB, 6-0, 184, Jr., Bronx, NY

1994 — credited with four tackles in 10 games ... reserve free safety and special teams player ... missed final two contests after knee surgery ... two tackles vs. Northwestern and one each against Eastern Michigan and Michigan.

Junior College — intercepted six passes for junior college national runners-up at Nassau (N.Y.) ... averaged 32 yards on interception returns ... junior college district champ and national competitor in 400 hurdles ... JC coach was John Anselmo.

High School — first-team all-state by AP at Kennedy ... made 48 catches for 656 yards in career ... three punt returns (all longer than 70 yards) for TDs ... team-high 10 touchdowns as a senior ... team MVP twice ... student-athlete of the year at Kennedy ... won state 400 intermediate hurdles title as a senior ... coach was Jerry Horowitz.

Personal — born 4/3/75 ... physical therapy major ... parents are Alfred and Gladys ... attended the same school as Badger Cayetano Castro.

Michael Brin

WR, 6-0, 177, Sr., Highland Park, IL

At Wisconsin — scout team performer at wide receiver and special teams performer ... credited with saving several lives after 75 fans were injured in a 1993 post-game celebration after a victory over Michigan ... featured on several national TV shows and was named Peter Jennings' (ABC-TV) Person of the Week ... scout team player of the week vs. Minnesota in 1994.

High School — earned 11 letters in career at Highland Park ... football captain as a senior ... two-time all-league choice ... second in yards passing for a season (1,400) and career (2,400) at Highland Park ... 11-5 record as starting quarterback ... threw 13 TD passes as a junior ... National Honor Society member ... coach was Jay Geerdes.

Personal — born 6/29/74 ... zoology major ... parents are Gerald and Mimi.

Jevon Brunston*

WR, 6-0, 174, Jr., Columbus, OH

1994 — reserve wide receiver and special teams performer.


1993 — punt returner and holder on placements ... averaged 7.0 yards per punt return ... caught only pass at Purdue.

1992 — redshirted.

High School — first-team all-state, all-district and all-city at Eastmoor ... *Prep Football Report* all-Midwest team ... caught 21 passes for 498 yards as senior ... gained 352 all-purpose yards in one game, including a 70-yard run plus receptions of 30 and 55 yards ... also had a 90-yard kickoff return called back because of penalty ... played QB two years and passed for 1,300 yards ... 4,000 yards of total offense in career ... scored four TDs in one game and intercepted three passes in city championship game ... played in Ohio all-star game ... 3.2 GPA ... National Honor Society ... coached by Marv Bohanan ... father was an assistant coach on team.

Personal — born 10/9/73 ... sociology major ... parents are Russell and Helen.

Year	PR	Yards	Avg.	TDs	Lg
1993	8	56	7.0	0	20



LaMar Campbell*

DB, 5-11, 170, So., Chester, PA

1994 — played in all 12 games as a true freshman ... started the Hall of Fame Bowl vs. Duke and made a career-high five tackles ... intercepted a pass vs. the Blue Devils ... fifth defensive back for the entire season ... broke up two passes.

High School — all-Catholic, all-area and all-conference pick at Strath Haven ... rated as a top 100 player in the east by Tom Lemming's *Prep Football Report* ... played in Pennsylvania "Big 33" game ... 196 tackles and seven interceptions in his career ... second in state long jump (23-2) and third in triple jump (47-4) ... all-state in track ... won the school's Principal Award for academics ... coach was Kevin Clancy.

Personal — born 8/29/76 ... Letters & Science ... mother's name is Sharon ... nickname is Soup.

Year	Solo	Asst	Tot.	PBU	Int.
1994	12	4	16	2	1

THE CAMPBELL FILE

Three words to describe me are: *modest, fun and wisecracker.*


If I could change one thing about myself it would be: *my height.*

People wouldn't believe me if told them that: *I only played one season of high school football.*


If a genie granted me three wishes, I'd ask for: *3.9 speed, graduation in two years and world peace.*

My craziest ambition is: *to dance after a touchdown and see what Coach Alvarez does to me.*


If I could change one thing about the game of football, it would be: *eliminate pass interference.*




Bernard




Brin



Brunston



Campbell



Cantrell

Branden Cantrell*


RB, 6-2, 229, So., Indianapolis, IN

1994 — worked his way into the two-deep at fullback before a knee injury vs. Cincinnati ended his season ... rushed for 13 yards on four carries vs. Eastern Michigan.

High School — rushed for 709 yards with six TDs as a senior at Lawrence Central ... all-state honors as a junior and senior ... gained 794 yards as a tailback his junior season when he was team MVP ... returned an interception a school-record 98 yards as a sophomore ... registered 1,503 yards rushing and 14 TDs in his career ... rated No. 16 fullback prospect and the 63rd-best player in the Midwest by *Tom Lemming's Prep Football Report* ... ranked as 42nd-best prospect in the region by *Super Prep* ... coached by Frank Sergi.

Personal — born 6/30/76 ... Letters & Science ... father's name is Donald ... mother's name is Judith King.

Year	Att	Yards	Avg.	TDs	Lg
1994	4	13	3.3	0	8



Carter

Daryle Carter**

OLB, 6-2, 215, Jr., Milwaukee, WI

Badger Item — changed from strong safety to outside linebacker in the spring.

1994 — back-up strong safety and kick coverage performer ... nine tackles in 11 games ... five of his stops vs. Indiana.


1993 — three stops on special teams.

High School — fourth-best prospect in the state by Milwaukee Journal at Washington ... Tom Lemming's *PFR* all-Midwest pick ... all-area by *Milwaukee Sentinel* ... nine interceptions ... caught 17 passes for 388 yards and seven TDs ... won 11 letters in football, basketball and track ... MVP in track and football once each ... starter for basketball state champs ... state champion hurdler ... coached by Greg Lehman.

Personal — born 2/24/75 ... Letters & Science ... mother's name is Janet.

Year	Solo	Asst	Tot.	PBU	Int.
1993	1	2	3	0	0
1994	8	1	9	0	0
Career	9	3	12	0	0

Career High: Tackles — 5 vs. Indiana, 1994



Castro

Cayetano Castro**

OL, 6-6, 310, Jr., New York, NY

1994 — reserve tackle on both the left and right sides ... battled Jerry Wunsch for the starting RT spot early in the season ... settled in as back-up to first-team all-Big Ten tackle Mike Versteegen on the left side.

1993 — played TE against Illinois and Michigan State ... Badgers averaged 293.5 yards rushing in those games.

1992 — redshirted.

High School — all-city at Kennedy ... ranked 91st on *Prep Football Report* all-East squad ... graded out at 85 percent ... two-year starter on offense and defense ... member of city championship team ... coached by Jerry Horowitz.

Personal — born 11/27/74 ... pre-business major ... mother's name is Maria Felix ... nicknamed Manny ... born in the Dominican Republic.

Azree Commander*

DE, 6-3, 232, Jr., Chicago, IL

Badger Item — has settled in on the defensive line after stints at OLB and FB previously.

1994 — played in all 12 games and made seven tackles ... two stops vs. Eastern Michigan were his high ... registered a QB sack vs. Cincinnati.

1993 — scout team defensive MVP vs. Nevada, Northwestern and UCLA.

1992 — redshirted ... made ESPN's "All-Name" team.

High School — all-state and all-conference twice at Lane Tech ... *Prep Football Report* all-Midwest team ... *Sun-Times* all-area team ... MVP and captain once each ... 90 tackles for team that had five shutouts ... coached by Sam Brunswick.

Personal — born 4/19/74 ... Letters & Science ... parents are Ernest and Venus.

Year	Solo	Asst	Tot.	TFL	Int.
1994	5	2	7	1/6	0

Dwayne Cuff

WR, 6-1, 175, So., Philadelphia, PA

Badger Item — switched from defensive back to wide receiver in the spring.

1994 — reserve in the secondary and scout team performer.

1993 — redshirted.

High School — all-public league and all-city at King ... Tom Lemming's *PFR* all-East team ... three-time team MVP ... played DB, QB and WR ... four runs longer than 50 yards as a senior ... 720 yards rushing, 423 yards passing and 255 yards receiving in career ... 49 tackles and two interceptions as a senior ... 3.0 GPA ... coached by Robert Ferber.

Personal — born 3/12/75 ... Letters & Science ... parents are Alvin and Jeanne.

James Darby*

OL, 6-5, 288, Jr., Streamwood, IL

Badger Item — missed entire spring season with an injury ... expected back at full strength in the fall.

1994 — back-up at guard ... received his first two starting assignments (vs. Eastern Michigan and Northwestern) when Steve Stark was injured.

1993 — reserve guard and special teams participant.

1992 — redshirted.

High School — all-American by *Parade*, *The Sporting News* and *Prep Football Report* at Streamwood ... *Super Prep* all-Midwest pick ... Midwest's 23rd-best prospect by Tom Lemming ... *Detroit Free Press* all-Midwest team ... played only four games as a senior because of teachers' strike ... graded out at 98 percent with 43 de-cleaters as a senior ... *The Sporting News* Army ROTC Scholar-Athlete of the Year ... coached by Dave Smiley.

Personal — born 7/3/74 ... mechanical engineering major ... parents are James and Brenda.

Mark Davis

LB, 6-0, 223, Fr., Waukesha, WI

1994 — redshirted ... scout team defensive player of the week vs. Cincinnati.

High School — two-year team captain and MVP as a senior at Pewaukee ... first-team all-league as a senior and second-team as a junior ... top tackler in the conference his senior season ... coach was Mike Ryback.

Personal — born 11/28/75 ... Letters and Science ... parents are Jeff and Helga.

Pete Diatelevi**

OLB, 6-3, 228, Jr., Waterbury, CT

Badger Item — first season at outside linebacker after three seasons at inside linebacker.

1994 — credited with 31 tackles in 11 games ... served as back-up to the team's leading tackler, Pete Monty ... a career-best six tackles vs. Cincinnati ... four stops vs. Michigan State, Minnesota and Ohio State.

1993 — back-up LB and special teams player ... seven tackles.


1992 — redshirted.

High School — two-time all-state (TE as a junior and LB as a senior) at Holy Cross ... *USA Today* honorable mention all-American ... league and city MVP ... all-conference twice as LB and P ... 823 yards receiving and 42-yard punting average his last two seasons ... 110 tackles and six interceptions in senior season ... coached by Jerry Ciralegio.


Personal — born 6/27/73 ... Letters & Science ... parents are Pete and Kathy.

Year	Solo	Asst	Tot.	TFL	Int.
1993	4	3	7	0/0	0
1994	18	13	31	0/0	0
Career	22	16	38	0/0	0


Career High: Tackles — 6 vs. Cincinnati, 1994




Cuff




Darby



Davis




Diatelevi




Engler



Flanigan



Forde



Galletti

Derek Engler*

OL, 6-5, 293, Jr., St. Paul, MN

1994 — second-team guard behind two-time first-team all-Big Ten pick Joe Rudolph ... scout team player of the week vs. Purdue ... missed the last half of the season after shoulder surgery ... earned his first letter.

1993 — reserve guard.

1992 — redshirted ... scout team offensive player of the week vs. Iowa.

High School — *Super Prep* all-Midwest team at Cretin-Derham Hall ... made WCCO "Dream Team" ... two-time all-city ... three-year starter ... honor roll four times ... 3.4 GPA ... teammate of Badger Carl McCullough ... coached by Rich Kallok and Mal Scanlan.

Personal — born 7/11/74 ... sociology major ... parents are Richard and Bridget.

Brian Flanigan*

LB, 6-2, 236, So., Sturgeon Bay, WI

1994 — saw action in all 12 games ... 11 tackles on special teams and as reserve linebacker ... four tackles at Northwestern and three assists vs. Eastern Michigan.

1993 — redshirted ... scout team defensive player of the week vs. Minnesota.

High School — all-American by Tom Lemming's *Prep Football Report* at Southern Door ... made *PFR* and *Super Prep* all-Midwest team ... made *Milwaukee Journal* and WHSCA all-state squads ... No. 1 player in the state by *Wisconsin Prep Gridiron Report* and *Green Bay Press-Gazette* ... honorable mention pick on "Best of the Midwest" team selected by *Detroit News* ... two-year team MVP and captain ... 144 tackles, 14 for losses and eight fumbles caused as a senior ... gained 1,858 career rushing yards with 24 TDs ... track standout in shot put (56-4) and discus (186-0) ... 3.0 GPA ... coached by Brent Claflin.

Personal — born 5/16/75 ... Letters & Science ... brother, Jim, was a third-round draft pick of the Bears in 1994 ... father played four years for the Packers ... parents are Jim and Susan.

Year	Solo	Asst	Tot.	TFL	Int.
1994	3	8	11	0/0	0

Jeff Forde

DB, 6-2, 198, So., Staten Island, NY

Badger Item — made position switch from quarterback to strong safety in the spring.

1994 — did not attempt a pass in reserve role at quarterback.

1993 — redshirted.

High School — honorable mention all-American by *USA Today* at Curtis... *Blue Chip* Eastern region all-American ... named to *Tom Lemming's PFR* all-East team ... two-time all-star selection by *Newsday*, *Post* and *Daily News* ... set a New York City season record with 2,049 yards passing and 28 TDs as a junior ... six TDs in one game ... holds every season and career passing record for Staten Island ... connected on 50.3 percent of his throws for 4,871 yards and 54 TDs in career ... called own plays in a no-huddle offense ... completed 117-228 passes for 1,732 yards and 17 scores as a senior ... 3.2 GPA ... member of Arista National Honor Society ... coached by Fred Olivieri.

Personal — born 7/22/75 ... Letters & Science ... parents are Alfred and Mildred.

Mike Galletti*

OL, 6-3, 285, Jr., Ottawa, IL

1994 — earned his first letter as a reserve guard ... scout team offensive MVP vs. Michigan State.

1993 — back-up on the line ... scout team offensive MVP vs. Ohio State.

1992 — redshirted.

High School — all-state by *Champaign News Gazette* at Ottawa ... *Prep Football Report* all-Midwest pick ... captain and MVP as a senior ... 72 tackles and four fumble recoveries ... three-year starter ... 3.4 GPA ... National Honor Society ... coached by Tom Jobst.

Personal — born 8/31/73 ... industrial engineering major ... parents are David and Kathy.

Al Gay*

OL, 6-4, 271, Jr., Elkhorn, WI

1994 — back-up to consensus all-America center Cory Raymer ... scout team offensive MVP vs. Michigan ... earned first letter.

1993 — reserve at defensive tackle.

1992 — redshirted ... co-defensive scout team player of the year ... scout team defensive MVP vs. Washington.

High School — all-state by AP at Elkhorn ... honorable mention all-American by *USA Today* ... *Prep Football Report* all-Midwest team ... all-league on offense and defense ... captain and MVP as a senior ... led team in tackles twice ... coached by Paul Yanke.

Personal — born 5/11/74 ... history major ... parents are Farral and Norene.

THE GAY FILE

If I won the lottery, I'd: *invest.*

If I had a friend visiting Madison, I'd take them to: *Karaoke Kid.*

Three words to describe me are: *tall, pasty and chubby.*

My ESPN Sports Center highlight would be: *gaining ground with a good drop step.*

If I was President of the NCAA for a day, I'd: *have people refer to me as President Al.*

Behind my back, my teammates say: *he is a nice kid, but he needs a better base.*

My craziest ambition is to: *visit Iowa.*

The best player I've ever played against is: *Joe Rudolph.*

If a genie granted me three wishes, I'd ask for: *power, prestige and a better base.*

Damon Glenn*

DB, 6-0, 181, So., East Chicago, IN

1994 — reserve at cornerback ... nine games ... credited with three tackles.

1993 — redshirted.

High School — all-state by UPI at Central ... set school career interception record (eight) ... 68 tackles, three interceptions and nine passes broken up as a senior ... 144 career tackles and 12 passes broken up ... high school teammate of Royce Roberson ... coached by Dave Egofski.

Personal — born 2/18/75 ... Letters & Science ... mother's name is Mary.

Eric Grams

TE, 6-4, 242, Fr., Fond du Lac, WI

1994 — redshirted.

High School — two-time all-conference at Goodrich ... team MVP and captain as a senior ... 13 receptions for 180 yards in senior season ... 50 career catches for 530 yards ... two-time basketball MVP ... three letters each in football and basketball ... same high school as former Badger all-American Cory Raymer ... coached by Jim Bond and Mike Dressler.

Personal — born 4/17/76 ... Letters & Science ... parents are Gary and Sue.

Trent Gross

DB, 5-10, 182, So., Menomonee Falls, WI

At Wisconsin — scout team performer in the defensive backfield.

High School — first-team all-conference as a senior at Menomonee Falls ... two-way starter as a junior ... team captain and MVP his senior season ... National Honor Society ... coach was Jim Jeskewitz.

Personal — born 9/26/73 ... kinesiology major ... parents are Norman and Sharon.

Todd Halbur




OL, 6-4, 291, So., Wisconsin Rapids, WI


1994 — substitute on the defensive line ... moved to the offensive line this spring.

1993 — redshirted ... scout team defensive player of the week vs. Indiana.


High School — all-American by *USA Today* (honorable mention), *Tom Lemming's PFR*, *Blue Chip* and *Scholastic Coach* at Lincoln ... Lineman of the Year and first-team all-state by *Milwaukee Journal* ... state's top player by *Milwaukee Journal* ... honorable mention pick on "Best of the Midwest" team selected by *Detroit News* ... nation's 12th-best defensive line prospect according to *Prep Football Report* ... 3.0 GPA ... coached by Ken Biegel.

Personal — born 5/23/74 ... Letters & Science ... parents are Ken and Rosemary.


**Gay****Glenn****Grams****Gross**




Halbur



Hall



Hayes



Hegg

John Hall**

K, 6-3, 215, Jr., Port Charlotte, FL

Badger Items — one of the strongest legs in college football ... 58-yard FG in the spring game had enough distance but was just wide.

1994 — honorable mention all-Big Ten pick by the media ... converted 7-10 field goals ... a perfect 5-5 on kicks between 40-49 yards ... career-long 51 yarder at Colorado ... hit 43- and 48-yard attempts in the Hall of Fame Bowl vs. Duke ... 46-68 (.676) of his kickoffs reached the goal line or end zone ... opponents' average starting field position was the 22.5-yard line ... Big Ten's special teams Player of the Week vs. Indiana after booting nine of 10 kickoffs through the end zone ... the one that was returned was for minus two yards ... three of those kickoffs reached the stands beyond the end zone ... Northwestern's average starting position in the second half (five kickoffs) was the 12-yard line ... a 53-yard field goal with eight seconds left against Purdue, that would have won the game, missed wide by two feet ... special teams MVP vs. Colorado and Cincinnati.

1993 — handled kickoffs and long field goals ... special teams MVP vs. Michigan State ... scored 31 points, fourth-best on team ... 44-yard field goal helped rally the Badgers to a victory at SMU.

1992 — redshirted.

High School — second-team all-state at Port Charlotte ... made 19-27 FGs and 43-45 PATs in his career ... 91 percent of his kickoffs were not returned ... averaged 40.4 yards per punt his last two years ... 48-yard FG as a junior ... leading pass receiver in the county ... topped county in home runs ... 3.1 GPA ... coached by Tom Mut.

Personal — born 3/17/74 ... consumer science major ... parents are Fred and Barbara.

Year	PAT	Pct.	FG	Pts.	Lg
1993	28-31	.903	1-6	31	44
1994	0-0	.000	7-10	21	51
Career	28-31	.903	8-16	52	51

Donald Hayes*

WR, 6-5, 198, So., Madison, WI

1994 — reserve at wide receiver ... played on special teams as well ... returned one kickoff 14 yards ... forced a fumble vs. Illinois on a kickoff return that Wisconsin recovered.

High School — honorable mention all-American by *USA Today* at East ... Gatorade's Wisconsin Player of the Year ... Reebok all-American ... Schutt Sports Group Top 100 selection ... 18th-best prospect in the Midwest by Tom Lemming's *Prep Football Report* ... ranked 34th in the Midwest by *Super Prep* ... played for the East team in first annual High School All-America Bowl in Allentown, Pa. ... caught 20 passes for 366 yards as a senior ... all-state on both sides of ball ... averaged 20 yards per punt return and 24.5 per kickoff return ... averaged 41.2 yards per punt ... 44 catches for 721 yards and eight TDs as a junior ... 18 career interceptions, including 11 as a senior ... career totals of 100 receptions for 1,632 yards and 20 TDs ... coached by Wayne Kelliher ... second-team all-state in basketball as a junior and first-team as a senior ... averaged 21.8 points, 8.1 rebounds, 2.7 assists, 2.5 steals and two blocks per game as a senior ... city basketball player of the year.

Personal — born 7/13/75 ... Letters & Science ... father's name is Donald.

Troy Hegg

DB, 5-10, 176, Sr., Manitowoc, WI

At Wisconsin — member of the scout team in the secondary.

High School — second-team all-state by the Associated Press and honorable mention by the coaches at Lincoln ... earned eight letters in football, basketball and track ... MVP in all three sports as a senior ... captained football team once and the basketball and track squads twice each ... class valedictorian ... perfect 4.0 prep grade-point average.

Personal — born 11/10/73 ... mechanical engineering major ... parents are David and Janice.

Kevin Huntley*

DB, 6-2, 195, So., Fremont, OH

Badger Items — switched from wide receiver to free safety in the spring ... listed No. 1 on the depth chart in the secondary after the spring season ... runs track at Wisconsin, where he is one of the Big Ten's top hurdlers.

1994 — started three early-season games as a true freshman before suffering an injury ... 10 receptions for 155 yards ... three catches for 63 yards against Purdue prior to getting hurt ... all three catches were first downs, including a season-long 33 yarder ... returned to the lineup and caught a 15-yard pass at Ohio State.

High School — first-team all-district and second-team all-state at St. Joseph ... conference offensive Player of the Year as a senior ... three-time all-conference defensive back ... one of the top 30 "athletes" among national football prospects by *Tom Lemming's Prep Football Report* ... played six positions in high school ... three-time all-league pick ... 28 receptions for 475 yards and seven TDs as a senior ... scored 108 points, rushed for 374 yards, averaged 21.1 yards on punt returns and 29.5 yards on kickoff returns his senior season ... eight career interceptions ... coached by Tom Cole and Tom Narducci ... won a pair of state titles in the 110-meter hurdles.

Personal — born 7/31/76 ... Letters & Science ... parents are Victor and Joyce.

Joe Innis

DT, 6-2, 239, So., Sturgeon Bay, WI

At Wisconsin — reserve on the defensive line ... scout team performer ... scout team defensive MVP an unprecedented five times (vs. Eastern Michigan, Northwestern, Ohio State, Illinois and Duke) in 1994.

High School — first-team all-conference and honorable mention all-state at Southern Door ... team defensive MVP as a senior ... second-team all-league his junior season ... three letters each in football, track and basketball ... honor student.

Personal — born 8/21/75 ... zoology major ... parents are Joseph and Peggy.

Ron Johnson***

RB, 6-1, 220, Sr., Camden, NJ


1994 — earned the starting fullback job in fall camp and started all 12 games ... led the team with 33 catches (268 yards) ... only carried the ball once ... serious knee injury vs. Duke in the bowl game makes him a question mark for the coming season ... has a redshirt year available ... an especially effective receiver late in the year with 24 of his catches in the last six games ... topped the team in receptions in four of the final five regular-season contests ... career-best six receptions (32 yards) in the upset win at Michigan, the Badgers' first win at Ann Arbor since 1962 ... five catches vs. both Minnesota (42) and Cincinnati (47) ... scored on TD catches vs. Minnesota, Cincinnati and Illinois ... tally vs. the Gophers gave UW a 14-10 lead in the fourth quarter ... excellent blocker on the NCAA's ninth-ranked rushing offense.

1993 — back-up fullback and special teams player ... four stops, including two hits vs. Iowa State when he was special teams MVP.


1992 — 13 carries for 35 yards on Badgers' final drive vs. Minnesota ... special teams MVP vs. Minnesota ... four tackles.

High School — won 11 varsity letters in football, basketball and track at Wilson ... all-state, all-Group III and all-conference teams as a senior ... ran on state champion 4x400-meter relay ... coach was Darrell Wilson.


Personal — born 7/21/73 ... family and consumer science education major ... mother's name is Diane.



Huntley



Innis




Johnson


Year	Rec	Yards	Avg.	TDs	Lg
1994	33	268	8.1	3	24

Career Highs: Receptions — 6 vs. Michigan, 1994; Yards — 47 vs. Cincinnati, 1994







Jurewicz



Keigher



Kranz



Lilienthal

Bryan Jurewicz**

DE, 6-5, 261, Jr., Deerfield, IL

Badger Items — began career as an OLB where he started nine times as a freshman ... moved to DT as a sophomore ... will line up as a DE this season.

1994 — academic all-Big Ten in first year of eligibility ... one of two Badgers to be named academic all-District by CoSIDA ... started final eight games at DT ... tied for the team lead with two fumbles recovered ... four passes tipped, most among the linemen ... five tackles in the opening four games (1.25 per game) ... 21 stops in his eight starts (2.6 per game) ... career-best seven tackles in his initial start at DT vs. Northwestern.

1993 — third-team freshman all-American by *Football News* ... started final nine games and made 26 tackles, including five for losses ... season-best five tackles vs. Northwestern.

1992 — redshirted ... scout team co-MVP vs. Indiana.

High School — all-American by *Parade*, *The Sporting News* and *Prep Football Report* at Deerfield ... second-team *USA Today* all-American ... *Super Prep* all-Midwest team ... all-area by *Sun-Times* ... 10th-best prospect in Midwest by *Detroit Free Press* and *PFR* ... 103 tackles and 16 sacks his last two years ... honor student ... father played football at Wake Forest ... coached by Paul Adams.

Personal — born 2/23/74 ... construction administration major ... parents are Ron and Connie.

Year	Solo	Asst	Tot.	TFL	FR
1993	18	8	26	5/19	0
1994	17	9	26	2/9	2
Career	35	17	52	7/28	2

Career High: Tackles — 7 vs. Northwestern, 1994

THE JUREWICZ FILE

When I first met Coach Alvarez, I thought: *he was the man.*

If I could change one thing about football, I'd: *tape the offensive linemen's hands shut.*

People wouldn't believe me if I told them that: *I like to draw.*

The best player I've played against is: *Korey Stringer.*

In 20 years, I'd like to: *own my own engineering construction firm.*

The person in history I'd most like to meet is: *Stevie Ray Vaughn.*

If a genie granted me three wishes, I'd ask for: *a Harley motorcycle, unlimited trips around the world and more wishes.*

Greg Keigher

DB, 5-9, 173, Sr., Coal City, IL

At Wisconsin — scout team defensive back and special teams performer.

High School — played on 1991 Class 4A state championship team at Providence Catholic ... all-area by the *Chicago Tribune* ... 37 receptions for 734 yards (19.8 average) with 16 TDs along with eight interceptions as a senior ... fourth in state wrestling tourney in 1991 ... team won state wrestling title in 1989 ... 3.3 GPA ... coach was Matt Seffner.

Personal — born 11/28/73 ... psychology major ... parents are Pat and Carroll.

Jeremy Kranz

P, 6-3, 190, Jr., Grafton, WI

At Wisconsin — back-up punter to Sam Veit, a four-year starter.

High School — all-county kicker twice in his career at Grafton ... second-team all-conference as a kicker and punter twice ... biggest sports thrill was a game-winning field goal on Channel 12's Prep Game of the Week ... all-state and all-county in soccer ... captained soccer team one year ... four-year soccer letterman ... WIAA Scholar-Athlete award winner ... coach was Kip Kramer.

Personal — born 4/6/74 ... psychology major ... parents are Terry and Beni.

Brad Lilienthal

OLB, 6-4, 223, Jr., Durant, IA

At Wisconsin — reserve outside linebacker and scout team performer.

Waldorf College — earned all-region honors at Waldorf ... 70 tackles and three interceptions as a freshman and 85 tackles and six interceptions as a sophomore.

High School — all-conference honors in football, baseball and basketball at Durant ... a 10-time letterman, including five in baseball ... rushed for 500 yards and passed for 800 yards as a senior ... National Honor Society member.

Personal — born 8/30/73 ... marketing major ... parents are Gary and Sandra.

Michael London***

WR, 6-0, 170, Sr., Sicklerville, NJ

1994 — redshirted.

1993 — reserve wideout ... three catches (all in the final two games) for 39 yards ... season-best two receptions in Rose Bowl.

1992 — reserve cornerback and special teams player ... played in 11 games ... returned seven kickoffs for 149 yards, including season-long 34 yarder vs. Purdue ... 90 kickoff return yards vs. Boilermakers were a season-high.


1991 — four receptions (41 yards) in debut vs. Western Illinois ... a 13-yard reverse vs. Leathernecks ... long play of season was a 32-yard run at Minnesota.

High School — all-American by *Blue Chip* at Edgewood Regional ... made *Super Prep* all-Northeast team ... averaged 34 yards per reception as a senior ... rushed for 2,100 yards (8.0 avg.) ... 15 career interceptions ... second place in 400 meters at 1989 state track meet ... two-time track MVP ... ran a 4.35-second 40, a 10.5-second 100 and a 21.6-second 200 as a prep ... teammate of former Badger receivers Lee DeRamus and Keith Jackson ... 3.1 GPA ... coach was Robert Lee.

Personal — born 11/22/73 ... theater and drama major ... parents are Michael and Gloria.

Year	Rec	Yards	Avg.	TDs	Lg
1991	7	63	9.0	0	17
1993	3	39	13.0	0	19
Career	10	102	10.2	0	19

Career Highs: Receptions — 4 vs. Western Illinois, 1991; Yards — 41 vs. Western Illinois, 1991



Rob Lurtsema*

DE, 6-5, 230, So., Burnsville, MN

Badger Items — NHL draft pick of the Dallas Stars out of high school ... worked out with UW's hockey team last winter and skated in an exhibition game vs. the Swedish National Team.

1994 — redshirted with a back injury.

1993 — saw action in 11 games ... seven tackles, including a four-yard sack in the Rose Bowl ... forced a fumble against the Bruins.

High School — *Tom Lemming's Prep Football Report*, *Blue Chip* and *Super Prep* all-American at Burnsville ... *USA Today* honorable mention all-American ... 15th-best prospect in the Midwest by *Super Prep* and 28th-best by *PFR* ... made "Best of the Midwest" team by *Detroit News* ... first-team all-state by *Minneapolis Star Tribune* ... 94 tackles ... led school to Class 2A state title in 1991, when he had a career-best 126 stops ... 3.0 GPA ... teammate of Jason Suttle ... coached by Dick Hanson.

Personal — born 10/28/74 ... Letters & Science ... father played in the NFL ... parents are Bob and Aloise.

Year	Solo	Asst	Tot.	TFL	PBU
1993	4	3	7	1/4	0

Kevin Lyles**

TE, 6-4, 240, Jr., Indianapolis, IN


1994 — reserve tight end behind Houston Oiler draft selection Michael Roan.

1993 — made position switch from quarterback to tight end.

1992 — redshirted.

High School — all-American by *Prep Football Report* at Lawrence North ... *Super Prep* all-Midwest selection ... eighth-best combination quarterback in the nation by Tom Lemming ... completed 53 percent of his passes for 1,212 yards and 15 TDs as a senior ... accounted for 25 scores (15 passing, 10 rushing) in 1991 ... hit 104 of 195 passes for 1,219 yards and 12 TDs as a junior ... defensive MVP of Indiana high school all-star game ... coached by Doug Resser.


Personal — born 11/7/73 ... sociology major ... parents are James and Terri.




London



Lurtsema



Lyles



Lysek

David Lysek*


OLB, 6-2, 225, So., Bethlehem, PA

1994 — second-string linebacker behind all-Big Ten honoree Eric Unverzagt ... credited with 30 tackles ... participated in all 12 games ... 18 of his tackles came in three games with six each vs. Eastern Michigan, Colorado and Cincinnati ... intercepted a pass vs. Eastern Michigan and returned it 26 yards.

1993 — redshirted ... scout team defensive MVP vs. Iowa State.

High School — all-state on both sides of the ball at Catholic ... made Tom Lemming's PFR all-East team ... caught 23 passes for 526 yards and made 105 tackles as a senior ... 225 tackles, 13 sacks, six interceptions, five fumbles recovered and forced and 58 catches for 1,006 yards in his career ... 3.4 GPA ... coached by Robert Stem.


Personal — born 10/14/74 ... Letters & Science ... parents are Robert and Caroline.



Martin

Year	Solo	Asst	Tot.	TFL	Int.
1994	14	16	30	2/2	1

Career High: Tackles — 6, on three occasions



McCormick


Cecil Martin

RB, 6-2, 220, Fr., Evanston, IL

1994 — redshirted ... scout team offensive player of the week vs. Indiana.

High School — second-team all-state by the *Chicago Tribune* at Evanston ... rated as 28th-best prospect in the Midwest and 15th-best "athlete" nationally by *Super Prep* ... the No. 28 outside linebacker prospect and 67th-best prospect in the Midwest by *Tom Lemming's Prep Football Report* ... all-Chicago area ... caught 25 passes for 467 yards and rushed for 434 yards as a senior ... 125 tackles as a senior and more than 200 for his career ... finished second in large-school state shot put competition as a senior ... same school as Badgers Marcus White and Jean Jourdain ... coach was John Riehle.

Personal — born 7/8/75 ... Letters & Science ... mother's name is Diana.



McCullough

Ben McCormick

QB, 6-2, 202, So., Columbus, WI

At Wisconsin — scout team offensive player of the week vs. Ohio State in 1994.

High School — all-state as a senior at Columbus ... passed for more than 2,300 yards his senior season ... all-league in football once and basketball twice ... team MVP in football, basketball and baseball ... captained football and basketball squads ... National Honor Society member ... coach was John Titus.

Personal — born 7/29/75 ... biology major ... parents are Keith and Cheri.

Carl McCullough*

RB, 6-3, 218, So., St. Paul, MN

1994 — redshirted ... scout team offensive player of the week vs. Duke.

1993 — nine games as a true freshman ... averaged 5.2 yards-per-carry (31-for-162) ... career-best 62 yards rushing vs. Northwestern ... 41-yard carry against the Wildcats was his longest ... scored on a 1-yard TD vs. Northwestern ... averaged 7.2 yards per carry vs. Nevada ... returned two kickoffs for 34 yards.

High School — consensus all-American making elite teams by *USA Today* (first-team as utility player), *Parade*, *Blue Chip* (No. 1-rated athlete), *Tom Lemming's PFR* and *Super Prep* magazines at Cretin-Derham Hall ... Minnesota Player of the Year by *USA Today* ... one of the top five athletes in the nation according to *Prep Football Report* ... *Blue Chip's* Big Ten region Player of the Year ... second-best running back prospect in the nation by *Super Prep* ... played TB, FL, CB and QB as a prep ... all-state twice ... rushed for 1,917 yards with 28 TDs for '92 state runners-up ... gained 288, 233 and 237 yards in consecutive playoff games ... gained 1,148 yards rushing with 29 TDs as a junior ... seven career returns for scores, including a 98-yard punt return ... prep teammate of Derek Engler ... coached by Mal Scanlan and Rich Kallok.

Personal — born 11/14/73 ... Letters & Science ... parents are Tim and Kristen.

Year	Att	Yards	Avg.	TDs	Lg
1993	31	162	5.2	1	41

Career Highs: Attempts — 10, vs. Northwestern, 1993; Yards — 63, vs. Northwestern, 1993

Neil Miklusak*

DT, 6-3, 261, Jr., Griffith, IN

1994 — substitute on the defensive line ... played in eight contests and saw his most extensive action in final two regular-season games vs. Cincinnati and Illinois ... career-best five tackles against the Bearcats.

1993 — back-up at noseguard behind all-American Lamark Shackerford ... scout team defensive MVP vs. Illinois.

1992 — redshirted ... scout team defensive player of the week vs. Northern Illinois.

High School — first-team all-state (AP, UPI and *Bloomington Herald-Times*) at Griffith ... 50 tackles, including 11 sacks for 10-2 team ... started on offense and defense for three seasons ... three letters each in football, wrestling and track ... sectional and conference heavyweight wrestling champ ... 3.0 GPA ... coached by Les Thornton.

Personal — born 12/29/73 ... general home economics major ... parents are Fred and Nikki.

Year	Solo	Asst	Tot.	TFL	PBU
1994	5	3	8	1/1	0

Career High: Tackles — 5, vs. Cincinnati, 1994

Robert Nelson*

RB, 5-11, 200, Sr., Mokena, IL

At Wisconsin — has shifted between running back and defensive back ... special teams performer ... earned his first letter in 1994 ... three carries for six yards ... scout team offensive player of the week vs. Eastern Michigan.

High School — all-area and all-conference first-team honors as a senior at Lincoln Way ... team captain as a senior and special teams captain as a junior ... team leader in rushing, receiving and touchdowns as a senior ... more than 2,000 all-purpose yards ... averaged 20 yards per punt return as a junior ... honor roll ... coach was Dennis Bundy.

Personal — born 5/28/73 ... sociology major ... parents are Gary and Sharon.


Dana Nielsen

K, 6-0, 188, Fr., Indianapolis, IN


1994 — redshirted.

High School — all-league choice his last two seasons at Lawrence North ... career-long 47-yard field goal as a prep ... made 11-16 field goals in his career ... four-year letterman in soccer ... coach was Doug Reeser.

Personal — born 11/4/75 ... Letters & Science ... parents are Martin and Donna.



Miklusak



Nielsen

Matt Nyquist***

TE, 6-2, 240, Sr., Cokato, MN

Badger Items — candidate for academic all-America honors ... academic all-Big Ten three times ... only two Badgers (Don Davey and Robert Newell) have been four-time academic honorees ... has worked at both fullback and tight end at Wisconsin ... competes in the weight events for the Badger track team.

1994 — career-best 12 receptions for 111 yards ... started twice (Michigan State and Northwestern) when Badgers used a two-TE formation ... four tackles on the special teams ... three receptions for 42 yards at Ohio State.

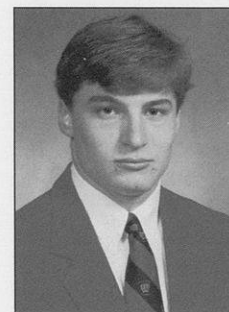
1993 — academic all-District IV selection by CoSIDA ... academic all-Big Ten ... played nine games before breaking ankle in practice ... four of his 10 catches were TDs ... two touchdowns vs. Purdue ... 23 yards receiving vs. Iowa State were a season best.

1992 — academic all-Big Ten ... four yards rushing in 10 games.

1991 — redshirted with a broken wrist.

High School — all-state and two-time team MVP at Dassel-Cokato ... rushed for 1,916 yards his last two seasons ... averaged 18 tackles per game and had 34 in one contest ... team MVP in basketball and state discus champ ... National Honor Society ... coached by Mark Herman.


Personal — born 6/8/72 ... business major ... parents are Joel and Darlene.




Nyquist

Year	Rec	Yards	Avg.	TDs	Lg
1993	10	80	8.0	4	14
1994	12	111	9.3	0	26
Career	22	191	8.7	4	26

Career Highs: Receptions — 3 vs. Ohio State, 1994; Yards — 42 vs. Ohio State, 1994



Nelson



Paulik


Chris Paulik

OL, 6-0, 278, Fr., Menomonee Falls, WI

At Wisconsin — back-up lineman ... saw action vs. Indiana in 1994 ... scout team offensive performer.

High School — first-team all-conference choice at Sussex-Hamilton ... class salutatorian ... Student-Athlete of the Year at Hamilton ... National Honor Society member.

Personal — born 11/23/75 ... Letters & Science ... parents are Julian and Kathleen.



Pollex

Mike Rader*

OL, 6-5, 280, Jr., DePere, WI


1994 — reserve offensive lineman ... lined up behind Washington Redskins' second-round draft pick Cory Raymer.

1993 — back-up center ... scout team player of the week vs. Nevada.


1992 — redshirted ... scout team co-MVP vs. Purdue.

High School — all-state on offense (AP) and defense (WHSCA) at Notre Dame ... honorable mention all-American by *USA Today* ... *Super Prep* all-Midwest team ... *Green Bay Press-Gazette* Defensive Player of the Year ... 100 tackles, 13 sacks, four blocked kicks and four fumble recoveries as a senior ... career totals of 168 solos, 10 fumble recoveries, 27 sacks and eight blocked kicks ... team's Most Valuable Lineman on both sides of the ball ... third-ranked player in state by *Milwaukee Journal* ... played in 1992 Shrine Bowl ... played on basketball state championship team ... National Honor Society ... National Merit finalist (0.5 percent of high school students achieve this distinction) ... 3.9 GPA ... coached by John Nowak.

Personal — born 3/18/74 ... mechanical engineering major ... parents are Bob and Tori.



Rader



Roberson

Royce Roberson*

RB, 6-1, 228, So., East Chicago, IN

1994 — changed back to tailback in the fall and finished third on the team with 303 yards rushing (5.1 average) ... his freshman rushing total was more than Billy Marek (six) and Brent Moss (219), the school's No. 1 and No. 2 career rushers, gained in their first campaigns ... career-best 77 yards on 14 carries against Cincinnati ... gained 64 yards vs. Eastern Michigan, 53 vs. Colorado and 53 vs. Indiana in the opening three games ... scored TDs vs. the Eagles and Hoosiers.

1993 — redshirted ... worked at fullback and was named scout team offensive player of the year by the coaches ... won weekly scout team honor vs. Indiana.

High School — *Parade*, Tom Lemming's *Prep Football Report* and *Blue Chip* all-American at Central ... Gatorade Player of the Year in Indiana ... sixth-best player in the midwest by *PFR* ... No. 19 player on "Best of the Midwest" team selected by *Detroit News* ... all-Midwest team by *Super Prep* ... two-time MVP ... rushed for 1,934 yards on 238 carries (8.1 average) and 27 TDs in 1992 ... rushed for more than 300 yards in one game against Hammond ... gained 900 yards (10.1 per carry) with 19 TDs as a junior ... high school teammate of Damon Glenn ... coached by Dave Egofski.

Personal — born 2/26/74 ... Letters & Science ... nicknamed "the Rocket" ... mother's name is Dorothy.

Year	Att	Yards	Avg.	TDs	Lg
1994	59	303	5.1	2	21

Career Highs: Attempts — 14 vs. Cincinnati, 1994; Yards — 77 vs. Cincinnati, 1994

John Rohde*

OL, 6-4, 320, Jr., Oswego, IL

1994 — spent entire season in the two-deep at tackle ... earned his first letter ... limited action in reserve role.

1993 — offensive line reserve ... won scout team player of the week honor vs. Michigan.

1992 — redshirted ... scout team co-MVP vs. Illinois.


High School — *Super Prep* all-Midwest team at Yorkville ... all-area by *Chicago Sun-Times* and *Tribune* (defense) and *Beacon News* (offense) ... 240 career tackles and five fumble recoveries ... career-best 133 tackles in 1991 ... 3.0 GPA ... coached by Pat Arthurs.

Personal — born 1/21/74 ... history major ... parents are John and Charlene.

Tarek Saleh**

DE, 6-3, 229, Jr., Woodbridge, CT

1994 — honorable mention all-Big Ten by the media ... led the club with seven sacks ... tied for sixth in the Big Ten for sacks ... second on the team with 13 tackles for losses of 59 yards ... knocked three passes down at the line ... season-best 12 stops vs. Purdue ... added 10 stops and fourth quarter sack in the upset win at Michigan ... three tackles behind the line vs.



Indiana ... two tackles for loss vs. both Eastern Michigan and Michigan ... forced a hurried pass that was intercepted against the Eagles ... caused a fumble in the Northwestern game.

1993 — worked into the two-deep at OLB as a true freshman ... credited with 11 tackles in 10 games ... missed two late-season games with injury ... four tackles against Iowa State and Northwestern ... special teams player of the week vs. Northwestern.

High School — all-America choice by Tom Lemming's *Prep Football Report* at Notre Dame ... honorable mention all-America by *USA Today* ... *Super Prep* all-American as an athlete (fourth-best in the nation) ... *Super Prep* Northeast Offensive Player of the Year ... No. 7-ranked player in East and top prospect in New England by *Prep Football Report* ... all-state honors twice and area MVP once by *New Haven Register* and *Hartford Courant* ... rushed for more than 1,600 yards and 26 TDs as a senior ... gained more than 3,400 yards rushing with 52 TDs in his career ... 75 tackles as a senior and 50 as a junior ... all-league in baseball ... three-year honor roll member ... coached by Tom Marcucci.

Personal — born 11/7/74 ... Letters & Science ... parents are Muhammad and Mary ... name is pronounced TARR-ick SAH-luh.

Year	Solo	Asst	Tot.	TFL	PBU
1993	7	4	11	0/0	0
1994	48	27	75	13/59	3
Career	55	31	86	13/59	3

Career High: Tackles — 12, vs. Purdue, 1994

Mike Samuel

QB, 6-3, 217, Fr., Philadelphia, PA


1994 — redshirted.

High School — completed 45 of 102 passes for 1,010 yards and 11 TDs in eight games for Penn Charter ... rated as top quarterback in state and the 39th-best prospect in the East by Tom Lemming's *Prep Football Report* ... ranked as 23rd-best prospect in state by *Super Prep* ... threw for 3,193 yards and 35 career TDs ... touchdown total tied the city record set by former Miami Hurricane Frank Costa ... four-year starter ... led team to 28-5 record and three league titles ... player of the year in Philadelphia and conference MVP as a senior ... coach was Bill Gallagher.


Personal — born 2/13/75 ... Letters & Science ... parents are Bill and Margaret.




Rohde



Saleh



Samuel



Schneck


Dan Schneck

LB, 5-11, 225, Sr., Whitefish Bay, WI

At Wisconsin — reserve linebacker and scout team player ... game-high 11 tackles plus an interception in the spring game.

High School — first-team all-conference linebacker and running back at Whitefish Bay ... 81 tackles and 802 yards rushing and 10 TDs as a senior ... eight-time letterman in football, baseball and track.

Personal — born 11/24/73 ... agricultural business management major ... parents are Peter and Barbara.



H. Simmons

Haywood Simmons*

DT, 6-3, 260, Sr., Macon, GA

1994 — earned his first letter as a reserve lineman ... saw extensive action in short-yardage situations ... 10 tackles, including eight solos ... two tackles for loss and a team-high two fumbles caused ... career-best five tackles in the opener vs. Eastern Michigan ... three stops at Colorado.

1993 — named scout team defensive player of the year by the coaching staff ... won weekly scout team honor three times (vs. SMU, Ohio State and Michigan State).

1992 — scout team player on the defensive line.

1991 — redshirted.

High School — all-middle Georgia pick on both sides of the ball at Southwest ... 144 tackles, seven fumble recoveries and 21 tackles for loss in career ... first-team all-city as a senior ... 62 tackles, 12 for losses and four fumbles recovered as a junior were career highs ... letterwinner in football, wrestling and baseball ... honor roll ... coached by Edgar Hatcher.

Personal — born 1/13/73 ... political science major ... parents are Haywood and Leanita.

Year	Solo	Asst	Tot.	TFL	FC
1994	8	2	10	2/2	2

Career High: Tackles — 5, vs. E. Michigan, 1994

Tony Simmons*

WR, 6-2, 194, So., Chicago, IL

Badger Items — sprinter on Wisconsin track team ... finished third in 100 meters (10.38) and fifth in the 200 (20.98) at 1994 Big Ten Outdoor Meet ...has the fourth-fastest 100-meter time (10.38) in Wisconsin history.

1994 — leading receiver on the team by more than 300 yards despite ranking just fourth on the team in catches ... 22 receptions for 588 yards (12th in school history) ... eight TD receptions are tied for second in school history, one behind Al Toon (1983) ... first in the Big Ten in average per catch (26.7) and tied for the lead (with Penn State's Freddie Scott) in touchdown catches ... yardage and TD catch totals were the highest by a freshman in Big Ten history ... only Michigan's Anthony Carter had a better average per catch (27.2) as a rookie than Simmons (26.7) ... started only four games ... first start in front of 106,000 fans at Michigan ... ESPN Player of the Game vs. the Wolverines after two TD catches ... seven of his first 12 catches as a collegian were touchdowns ... career-high six receptions and 132 yards vs. Illinois ... 114 yards receiving vs. Indiana included receptions of 38 and 46 yards (both TDs) and a 30 yarder that ended up on the 1-yard line ... won the team's Wayne Souza Coaches' Appreciation Award ... broke his wrist in the Hall of Fame Bowl vs. Duke.

1993 — redshirted.

High School — all-American by Tom Lemming's *Prep Football Report* at St. Rita ... named to all-Midwest teams by *Super Prep* and *Prep Football Report* ... honorable mention pick on "Best of the Midwest" team selected by *Detroit News* ... all-area pick by *Chicago Tribune* ... third-best wide receiver in the nation according to Tom Lemming's *PFR* ... all-state and two-time MVP in track ... caught 36 passes for 628 yards as a senior ... state champ in the 100 and 200 as a senior ... 3.5 GPA ... made school's academic Silver Honor Roll ... coached by Todd Wernet.

Personal — born 12/8/74 ... construction administration major ... mother's name is Dorothy.

Year	Rec	Yards	Avg.	TDs	Lg
1994	22	588	26.7	8	63

Career Highs: Receptions — 6 vs. Illinois, 1994; Yards — 132 vs. Illinois, 1994; Touchdowns — 2 vs. Michigan, 1994

Ryan Sondrup

TE, 6-5, 233, Fr., Fort Collins, CO

1994 — redshirted ... scout team offensive player of the week vs. Illinois.

High School — caught 28 passes for 496 yards and four TDs at Fort Collins ... rated as the No. 17 outside linebacker and 13th-best prospect in the Midlands by Tom Lemming's *Prep Football Report* ... named PFR all-American at TE ... ranked 44th among Midlands prospects by *Super Prep* ... first-team all-state ... all-conference in basketball ... teammate of Badger Pete Monty ... coached by Tim Monty.

Personal — born 4/15/75 ... Letters & Science ... parents are Ron and Carole ... father played guard for Los Angeles Rams from 1968-72.

Rod Spiller**

DT, 6-4, 250, Jr., St. Louis, MO

1994 — saw action in 12 games and made 26 tackles ... collected 17 of his stops in four early-season starting assignments ... extensive action late in the season when Jason Maniecki was injured ... three tackles for losses of 19 yards, including a 14-yard sack of Illinois' Johnny Johnson in the season finale ... five tackles vs. Colorado and Indiana.

1993 — reserve role on the line.

1992 — redshirted ... co-scout team defensive player of the year ... scout team player of the week vs. Bowling Green.

High School — *Parade* and *Prep Football Report* all-American at East ... 13th-best DL prospect in the nation by scout Tom Lemming ... *Super Prep* all-Midlands pick ... 90 career tackles and 19 sacks ... team was 33-2 and won a state title during his career ... same school as former Badger Terrell Fletcher ... won school's award for hardest-working student ... coached by Rick Gorzynski.

Personal — born 10/5/72 ... Afro-American studies major ... parents are Ivory and Doris.

Year	Solo	Asst	Tot.	TFL	PBU
1993	1	0	1	0/0	0
1994	14	12	26	3/19	1
Career	15	12	27	3/19	1

Career High: Tackles — 5, on two occasions

Dirk Stanger

QB, 6-3, 196, So., Woodstock, IL

At Wisconsin — reserve quarterback and scout team player ... scout team offensive player of the year as selected by the staff ... scout team offensive MVP vs. Northwestern.

High School — all-state, all-area and conference player of the year as a senior at Marian Central Catholic ... captain and team MVP his senior season ... passed for 2,400 yards and 24 scores as a senior ... threw for more than 5,300 yards in his career ... academic all-league three years ... National Honor Society member ... coached by Dave Proffitt.

Personal — born 12/21/74 ... business major ... parents are Terry and Kathy.



Aaron Stecker

RB, 5-9, 191, Fr., Ashwaubenon, WI


1994 — redshirted.

High School — state player of the year by AP and the *Milwaukee Journal* at Ashwaubenon ... honorable mention all-America honors by *USA Today* ... rated as No. 97 prospect in the Midwest by *Prep Football Report* ... rushed for 2,157 yards (10.2 yards per carry) and 37 TDs in 1993 ... scored four TDs and rushed for 231 yards in state title game ... team MVP as a senior ... played wide receiver as a junior when he had 44 receptions and eight TDs ... gained 1,336 yards and scored 26 TDs as a sophomore ... coach was Ken Golomski.


Personal — born 11/13/75 ... Letters & Science ... parents are Keith and Marcia.




Sondrup




Spiller




Stanger




Stecker



Suttle



Taylor



Torian



Jason Suttle*

DB, 5-11, 174, So., Burnsville, MN

1994 — fifth defensive back for most of the season before a shoulder injury ended his season ... 10 tackles in only five games ... forced one fumble and recovered another ... started at cornerback against Minnesota, his home-state school ... career-best seven tackles, all solos, vs. the Golden Gophers.

1993 — redshirted ... scout team defensive MVP vs. Purdue.

High School — *Super Prep* all-America defensive back at Burnsville ... *USA Today* honorable mention all-American ... Tom Lemming's *PFR* all-Midwest choice ... *Blue Chip* honorable mention all-region pick ... three-year starter ... six interceptions and 54 tackles for 9-2 team when he was the team's defensive MVP as a senior ... averaged 38 yards per kickoff return and 17 yards per punt return ... 155 career tackles and nine interceptions ... 3.0 GPA ... prep teammate of Badger Rob Lurtsema ... coached by Dick Hanson.

Personal — born 12/2/74 ... child and family studies major ... parents are Jessie and Liane.

Leonard Taylor

DB, 6-0, 186, Fr., Indianapolis, IN

1994 — redshirted.

High School — first-team 5A all-state, all-big state and all-city at North Central ... 65 tackles with two interceptions, three fumble recoveries, five TFL and five knockdowns ... averaged 27.5 yards per kickoff return as a senior ... made 123 tackles as a junior when he played linebacker ... also lettered in track and basketball ... honor roll ... coach was Al Harrants.

Personal — born 8/3/76 ... Letters & Science ... parents are Leonard and Collesta.

Reggie Torian*

WR, 6-3, 188, So., Markham, IL

Badger Items — all-America after placing sixth in the long jump (25-7 1/4) at the 1994 Big Ten Indoor Meet ... four-time Big Ten champion in track ... won Big Ten titles in the 55 hurdles (7.34) and long jump (25-10 3/4) indoors and long jump (26-1 3/4) outdoors as a freshman ... added title in the 55 hurdles (7.30) in the indoor meet as a sophomore ... Big Ten Indoor Athlete of the Championship his freshman year after winning 55 hurdles and long jump and finishing fourth in the high jump ... conference Freshman of the Year and Athlete of the Month for February ... broke a 25-year-old school long jump record in first collegiate indoor jump.

1994 — began the season as a starter at split end after Lee DeRamus was injured ... made five catches for 59 yards ... had a 60-yard reverse vs. Eastern Michigan, the longest run at the UW since 1989 ... saw action in nine games after suffering leg injury at midseason.

1993 — redshirted ... scout team offensive MVP against Minnesota.

High School — a Tom Lemming *PFR* all-American at Thornwood ... averaged 29.1 yards per reception (11 catches for 320 yards) in his only season of prep football ... five of his 11 catches were for TDs ... blocked four kicks in his career ... won three events — triple jump plus low and high hurdles — at 1993 state track meet ... runner-up in long jump as senior after winning title as a junior ... set conference scoring record at league track meet ... *Chicago Tribune* Athlete of the Month when he won track meet titles in three hurdle events, the high, long and triple jumps and the 200 and 400 ... coached by Terry Kennedy.

Personal — born 4/22/75 ... Letters & Science ... mother's name is Rose.

THE TORIAN FILE

Three words to describe me are: *fast, perceptive and bright.*

My ESPN Sports Center highlight would be: *to lineup against the nation's top DB. As the ball is snapped, I fly past him and catch a 99-yard bomb from Bevell and fire extinguishers are used on the DB who was "burned."*

If a genie granted me three wishes, I'd ask for: *bigger hands, a lifetime supply of Twinkies and unlimited wishes.*

The people in history I'd most like to meet are: *Jesse Owens and O.J. Simpson.*

People wouldn't believe me if I told them that: *I used to despise football and played only five games in high school.*

Delta Triplett

DB, 5-9, 165, Fr., Milwaukee, WI

At Wisconsin — scout team player and reserve in the defensive backfield.

High School — all-state honors in track as a senior at Whitefish Bay ... all-conference pick in track and baseball as a junior and senior ... captained baseball team twice and football, basketball and track once each ... MVP in football and baseball ... coach was Jim Tietjen.

Personal — born 10/2/69 ... sociology major ... mother's name is Minnie.

Jamie Vanderveldt**

OL, 6-5, 285, Jr., Waukesha, WI

Badger Items — most versatile lineman on the team ... worked at guard and tackle on both sides of the ball during the spring ... former noseguard.

1994 — started at RG in four of the final five games ... performance in first start vs. Minnesota earned him offensive player of the game honors ... season-high grade of .91 vs. the Gophers on 73 plays ... seven "de-cleater" blocks vs. Minnesota and Michigan ... replaced Steve Stark in the lineup at RG although he had never taken a right-handed stance in a game or practice at Wisconsin.

1993 — made transition from noseguard to offensive guard ... back-up at left guard to all-Big Ten pick Joe Rudolph.

1992 — redshirted ... scout team co-MVP vs. Iowa.

High School — all-American by *Prep Football Report*, *The Sporting News* and *USA Today* (honorable mention) at Catholic Memorial ... ranked ninth on *Detroit Free Press* and scout Tom Lemming's all-Midwest teams ... two-time all-state ... 96 tackles (17 for loss) and eight passes broken up in 1991 ... played on two state championship teams and in the 1992 Shrine Bowl ... won state track titles in the shot put and discus (twice) ... state Junior Olympic swimming champ (10-and-under) ... member of national record-setting 200 medley relay ... sisters swam at Wisconsin ... coached by Bill Young.

Personal — born 4/23/74 ... history major ... parents are Jim and Carol.

Todd Vesperman

OL, 6-4, 253, Fr., Lancaster, WI

At Wisconsin — redshirted in 1994.

High School — earned nine letters in track (4), football (3) and basketball (2) at Lancaster ... first-team all-league choice in football as a junior and senior ... team captain as a senior and MVP his junior season ... coach was John Hoch.

Personal — born 9/3/75 ... soil science major ... parents are Mick and Diane.



Scott Wagner

DB, 6-0, 182, So., Milton, WI


At Wisconsin — special teams performer and scout team defender.

High School — team MVP in both track and football as a senior at Milton ... rushed for nearly 1,000 yards (10.0 average) and 19 touchdowns as a senior ... returned seven kicks for scores his senior season ... gained 800 yards on the ground as a junior and intercepted four passes ... competed in the state track meet ... coach was Jerry Schliem.


Personal — born 11/20/74 ... kinesiology major ... parents are Carl and Linda.




Triplett




Vanderveldt



Vesperman



Wagner



Weems

Cyrril Weems**

DB, 6-2, 202, Jr., Detroit, MI

1994 — back-up at free safety and member of the kick coverage teams ... credited with three tackles and one fumble recovery ... two tackles vs. Indiana and one at Colorado.


1993 — reserve free safety in first season in the secondary after changing from quarter-back ... credited with five special teams tackles.

1992 — redshirted ... scout team offensive player of the game vs. Bowling Green.

High School — passed for 1,345 yards and nine TDs as senior at Southeastern ... rushed for 372 yards ... second-team all-Detroit and honorable mention all-state ... ranked 25th on *Detroit Free Press* all-Midwest team ... 1,463 yards passing as a junior ... all-city in track ... National Honor Society ... school's academic athlete of the year ... 3.5 GPA ... coached by Drake Wilkins.

Personal — born 8/1/74 ... construction administration major ... parents are Clarence and Jurrie.

Year	Solo	Asst	Tot.	TFL	PBU
1993	4	1	5	0/0	0
1994	3	0	3	0/0	1
Career	7	1	8	0/0	1



Williams


Brandon Williams

DT, 6-4, 248, Fr., Buffalo, NY

1994 — redshirted.

High School — Gatorade New York player of the year at South Park ... 13th-best prospect in the East by Tom Lemming's *Prep Football Report* ... fourth-best prospect in New York by *Super Prep* ... totaled 92 tackles, three interceptions and five fumble recoveries ... all-state, all-northeastern New York and all-league ... team MVP and captain his senior year ... led team to 10-0 record his last two seasons ... caught 28 passes for 400 yards as a senior ... coach was Jerry Obstein.

Personal — born 2/2/76 ... Letters & Science ... parents are Otis and Gloria.



Wunsch

Jerry Wunsch**

OL, 6-6, 315, Jr., Wausau, WI

Badger Items — all-Big Ten candidate ... seeking to become the Badgers' 10th all-Big Ten honoree on the offensive line in the last three seasons ... excellent run blocker ... bench presses 440 pounds ... a member of the offensive line on the two most-productive offenses in school history (reserve as a freshman and starter as a sophomore) ... third-largest player on the team at 315 pounds.

1994 — won spring camp battle for the right tackle position and started all 12 games for the Hall of Fame Bowl champions ... key member of line that had a season norm of 244.5 yards rushing per game, ninth in the NCAA ... career-best six-and-a-half "de-cleaters" at Michigan ... best grades of the season vs. Eastern Michigan and Michigan State.

1993 — played behind all-America tackle Joe Panos ... season-high 17 snaps in the Rose Bowl as a TE.

1992 — redshirted ... scout team offensive MVP vs. Indiana.

High School — *Parade* and *Prep Football Report* all-American at West ... Gatorade's Wisconsin Player of the Year ... *USA Today* honorable mention all-American ... 19th-best prospect in the Midwest by Tom Lemming ... played in 1992 Shrine Game ... captain and MVP as a senior ... team's Most Valuable Lineman twice in career ... averaged double-figure points and rebounds in basketball ... coached by Mike Dressler.

Personal — born 1/21/74 ... construction administration major ... parents are Gerald and Gail.

THE WUNSCH FILE

If I was president of the NCAA for a day, I'd: give football players a small allowance for things that scholarships don't cover.

The best thing about college football is: our fans.

In 20 years, I'd like to be: on a lake fishing.

People say I look like: Spanky.

The people in history that I'd most like to meet are: my grandfathers and grandmothers.

If I could change one thing about myself, it would be: to be skinny.

Three words to describe me are: lucky, fortunate and thankful.

If I could change one thing about the game of football, I'd: make tackles eligible receivers on every play.

Chad Yocum***

DE, 6-4, 250, Sr., Windsor, WI

1994 — redshirted ... hopes to recover from junior year back injury to join the club in fall camp.

1993 — seven tackles in opening three games before missing remainder of season with a back injury ... practiced on and off during the regular season.

1992 — all-Big Ten honorable mention by coaches and media ... started the last seven games ... Big Ten defensive player of the week for his play in victory over 12th-ranked Ohio State ... three QB sacks vs. Buckeyes ... sack yardage (29 yards) vs. Ohio State was fourth on Wisconsin's single-game list ... had at least one TFL in seven games ... eight QB sacks for 54 yards ... career-high 11 stops vs. Illinois, including two QB sacks and a fumble caused ... Badger defensive MVP vs. Ohio State and Illinois.

1991 — part-time performer at OLB and on special teams ... tied for second in the Big Ten with two fumbles caused.

High School — first-team all-state at DeForest ... won team's Savage Award twice ... team MVP ... listed on scout Tom Lemming's *Prep Football Report* Top 100 all-Midwest team ... credited with 397 tackles his last two seasons ... caused seven fumbles and blocked two punts as a senior ... high school coach was Terry Roelke.

Personal — born 12/28/72 ... history major ... parents are Wayne and Pat.

Year	Solo	Asst	Tot.	TFL	FC
1991	6	7	13	0/0	2
1992	32	20	52	10/57	1
1993	3	4	7	1/3	0
Career	41	31	72	11/60	3

Career Highs: Tackles — 11, at Illinois, 1991; Tackles for loss — 3, vs. Ohio State, 1992; TFL yardage — 29, vs. Ohio State, 1992

Scott Young**



LB, 6-0, 204, Sr., Englewood, CO

At Wisconsin — played in all 12 games as a special teams player and back-up linebacker ... credited with eight stops ... lettered on both the Rose and Hall of Fame Bowl championship teams the last two seasons.


Prep School — made 56 tackles with two interceptions and one TD at United States Air Force Academy Preparatory School.

High School — all-league choice on the gridiron as a junior and senior at Cherry Creek ... captained team as a senior ... 139 tackles, three interceptions and three fumbles recovered in his career ... included in Who's Who in High School.

Personal — born 12/29/71 ... economics major ... parents are Hollister and Jill.



Yocum



Young

Rookies

Brian Alexander

P, 6-3, 175, Fremont, CA (Chabot College)

Two-time all-Coast Conference pick at Chabot College ... made *Cal-Hi Sports* all-state team in '94 ... led California junior colleges in punting as a freshman (41.9) and finished second as a sophomore (school-record 42.5) ... second in career punting yards (4,471) at Chabot, trailing Kansas City Chief Louie Aguiar ... junior college coach was Pete Davis.

Bryn Boggs

DB, 5-11, 175, Downington, PA (HS)

An all-east selection by *Prep Football Report* and *Super Prep* at Downington ... team played in state title game as a senior ... rated 102nd in the east by Tom Lemming's *PFR* ... rushed for 2,773 yards and 25 TDs in his career ... coach was John Barr.

Tom Burke

DL, 6-4, 240, Poplar, WI (Northwestern)

Gatorade's Wisconsin Player of the Year at Northwestern ... all-America by *Scholastic Coach* and *USA Today* ... all-America and all-Midwest pick by *Super Prep* and *Prep Football Report* ... 35th-best prospect in the midwest by Tom Lemming's *PFR* ... only player to make first-team all-state by AP and the *Milwaukee Journal* on both sides of the ball ... Lineman of the Year by the *Milwaukee Journal* ... 24 tackles for loss among his 115 stops as a senior ... helped team create 29 turnovers in 11 games ... 109 tackles, including 12 behind the line, as a junior ... nine career fumbles recovered ... 3.4 GPA his final two seasons ... coach was Andy Lind.

Marcus Carpenter

LB, 6-2, 220, Elkhart, IN (Jimtown)

Honorably mention all-USA squad by *USA Today* at Jimtown ... all-America and all-region by *Prep Football Report* and *Super Prep* ... No. 10 prospect in the midwest by the *Detroit Free Press* ... all-state at linebacker and running back ... made *Bloomington Herald-Times* "Top 33" team ... ranked 31st in the midwest by Tom Lemming's *PFR* ... 130 tackles and 30 quarterback sacks in three seasons ... 60 tackles, including 15 for loss, in 1994 ... rushed for 1,286 yards (8.2 average) and 21 TDs as a senior fullback ... ran for 1,409

yards in junior year ... National Honor Society member ... senior class president ... 3.4 GPA ... coach was Bill Sharpe.

Pat Daley

OL, 6-5, 270, Iron Mountain, MI (HS)

All-America and all-Midwest by *Prep Football Report* and *Super Prep* at Iron Mountain ... best lineman in Michigan by Tom Lemming's *PFR* ... a top 15 prospect in Michigan according to the *Detroit News* ... consensus all-state and Most Valuable Lineman in 1994 ... school won Class C state title in 1993 ... career totals of 55 tackles for loss, 14 fumbles caused and six fumbles recovered ... started two years at Middleton (WI) High School before moving to Michigan ... coach at Iron Mountain was Tom Wender.

Chris Downs

WR, 6-2, 185, Carlsbad, CA (HS)

All-state at Carlsbad ... caught 35 passes for 646 yards as a senior ... led team to Avocado League title (San Diego County) in 1994 ... averaged 38 yards per punt ... born in Racine (WI), he moved to California when he was two ... three generations of his relatives attended Wisconsin ... coach was Bob McAllister.

Donny Eicher

LB, 6-3, 220, Hartland, WI (Arrowhead)

Super Prep and *Prep Football Report* all-American at Arrowhead ... state Player of the Year by *USA Today*, *Associated Press* and the *Milwaukee Journal* ... consensus first-team all-state ... second-best LB prospect in the midwest by *Blue Chip* ... rated 24th in the midwest by Tom Lemming's *PFR* ... led school to Division I state titles in 1993 and 1994 ... 100 tackles, 17 for losses, and three fumbles recovered for a defense which allowed just 146 yards and seven points per game in 1994 ... coach was Tom Taraska.

Aaron Gibson

OL, 6-7, 360, Indianapolis, IN (Decatur Central)

All-America honors by *USA Today*, *Prep Football Report*, *Super Prep* and *Bigger, Stronger, Faster* magazine at Decatur Central ... No. 33 player in the midwest by Tom Lemming's

PFR ... anchored a line which produced a 2,000-yard rusher ... first-team all-state and member of *Bloomington Herald-Times* "Top 33" team ... captain as a senior ... recovered eight fumbles and broke up 11 passes in his career ... largest player ever signed by the Badgers ... wears size 62 coat and size 19 shoes ... coach was Mike Gillin.

Jean Jourdain

RB, 6-0, 185, Evanston, IL (HS)

All-Midwest by *Super Prep* and *Prep Football Report* at Evanston ... No. 56 prospect in the midwest according to Tom Lemming's *PFR* ... rushed for 1,510 yards and 12 TDs as a senior ... gained 810 yards in six games as a junior ... brother of Bills kick returner Yonel Jourdain ... teammate of recruit Marcus White and Badger fullback Cecil Martin ... second-generation Haitian ... coach was John Riehle.

Nate Kroeplin

TE, 6-7, 235, Minocqua, WI (Lakeland)

Blue Chip all-Midwest choice at Lakeland ... AP honorable mention all-state as TE ... rated 85th in the midwest by Tom Lemming's *Prep Football Report* ... played TE, DE and DT as a prep ... 20 catches for 224 yards in 1994 ... three-time first-team all-league on gridiron ... led basketball team in scoring for three years ... all-conference first baseman ... third in 1993 state shot put ... honor student ... 3.4 GPA ... coach was Don Scharbarth.

Chris McIntosh

OL, 6-7, 270, Pewaukee, WI (HS)

A top 100 selection by Tom Lemming's *Prep Football Report* at Pewaukee ... all-Midwest honors by *Super Prep* ... 50th-rated prospect in the region by *PFR* ... No. 1 player in the state according to Lemming's 1994 preseason checklist ... missed his senior season after a knee injury in the opening game ... WIAA state heavyweight wrestling champ in 1993 with a 36-0 record ... 3.5 GPA ... coach was Mike Rybeck.

Ahmad Merritt

WR, 5-10, 175, Chicago, IL (St. Rita)

Prep Football Report and *Super Prep* all-American at St. Rita ... all-Catholic League ... 44th-rated player in the region according to Tom Lemming's *PFR* ... won school's Hall of Fame Award... 23 receptions for 675 yards (29.3 average) despite missing four games with an injury in 1994 ... career totals of 63 receptions for 1,240 yards (19.7 average) and 21 touchdowns ... same school as Badger receiver Tony Simmons ... coach was Todd Wernet.

Trey Miller

DB, 6-1, 195, Aurora, CO (Eagle Crest)

Prep all-American by *Prep Football Report* and *Super Prep* at Eagle Crest ... rated 27th in the Midlands by *PFR*... fifth-rated defensive back in the Big Eight region according to *Blue Chip* ... rated by a Colorado prep recruiting newsletter as the state's best college prospect... had five interceptions and recovered three fumbles as a senior ... four interceptions and five fumbles recovered in junior campaign ... coach was Ron Peterson.

Bobby Myers

DB, 6-2, 170, Hamden, CT (HS)

First-team all-state in football and track at Hamden ... made *Prep Football Report* all-East team and was that region's No. 58 prospect ... picked off six passes and blocked two punts as a senior ... rushed for 700 yards and accounted for 11 TDs as a QB in 1994 ... eight interceptions in junior year when he added 25 catches for a 22.5-yard average ... won New England high jump championship ... runner-up in 1993 national track meet with 6-11 effort in the high jump ... coach was Tony Martone.

Eric Pauly

DL/TE, 6-5, 230, Waukesha, WI (South)

Set school career records on offense (68 catches for 980 yards and 12 TDs) and defense (18 sacks) at South ... second-team all-state by the *Milwaukee Journal* on offense and defense ... *Prep Football Report* and *Blue Chip* all-region selection ... 43 receptions for 540 yards and eight TDs in 1994 ... 77 tackles as a senior ... nine sacks and 25 receptions in 1993 ... set South High School records with nine receptions and 136 yards receiving in one game as a junior ... 3.2 GPA ... coach was Dave Rusch.

Tirrell Robinson

RB, 5-10, 170, Maywood, IL (Walther Lutheran)

All-American according to Tom Lemming's *Prep Football Report* and *Super Prep* at Walther Lutheran ... career totals of 4,085 yards rushing (ninth in state history), 62 TDs (7th) and 8.83 yards per carry (5th) ... rushed for 100 yards in a game on 21 occasions and more than 200 yards three times ... conference MVP his senior season ... gained 1,985 yards and 30 TDs on 224 carries in 1994 ... gained a school-record 288 yards in one game as a senior ... 1,430 yards and 22 TDs as a junior ... team MVP his last two years ... placed in the state track meet since his freshman season ... included in *Who's Who Among American High School Students* ... a National Commended Scholar ... coach was Eric Michaelson.

Rob Roell

DE, 6-5, 240, Iron Mountain, MI (Kingsford)

All-region choice by *Blue Chip* and *Prep Football Report* as a senior at Kingsford ... conference Lineman of the Year, all-Upper Peninsula "Dream Team" and first-team all-state in 1994 ... a Top 100 selection in the midwest by Tom Lemming's *PFR* ... No. 16 prospect in Michigan according to the *Detroit Free Press* ... first-team all-league on both sides of the ball ... 73 tackles, including 11 for loss, plus caused six fumbles in 1994 ... 3.4 GPA ... coach was Chris Hofer.

Tim Rosga

DB, 6-2, 185, Roseville, MN (Cretin-Derham Hall)

Parade all-America choice at Cretin-Derham Hall ... made *Blue Chip's* all-America "Dream Team" ... *Super Prep* and *The Sporting News* Top 100 pick ... Gatorade and AP Player of the Year in Minnesota ... top 100 prospect according to Tom Lemming of *Prep Football Report* ... ranked 37th in the midwest by *PFR* ... 10 interceptions as a senior ... caught 33 passes for 552 yards and kicked 39 PATs in 1994 ... punted (36 average) and returned punts and kickoffs ... 20 career interceptions and more than 1,100 receiving yards ... brother Jeff played at Minnesota and brother Steve is a sophomore at Colorado ... same high school as Badgers Carl McCullough and Derek Engler ... National Honor Society ... 3.8 GPA ... coach was Rich Kallok.

Jamie Spielman

LB, 6-3, 215, Menomonee, WI (HS)

First-team all-state by AP and the *Milwaukee Journal* at Menomonee ... all-Midwest by *Prep Football Report* ... rated 83rd in the midwest by Tom Lemming's *PFR* ... 29 tackles for loss, 13 sacks, and three defensive TDs for state runners-up in 1994 ... team posted a 24-2 mark his final two seasons ... led school to Division 2 state title as a junior when he had 138 tackles ... coach was Joe LaBuda.

John Waerig

FB, 6-2, 240, Philadelphia, PA (Cardinal Dougherty)

Two-time all-conference pick at Cardinal Dougherty ... all-East by *Prep Football Report* ... all-city choice in Philadelphia ... gained 765 yards rushing with 21 TDs in career ... made 360 tackles in three seasons at linebacker ... 175 tackles as a senior and 140 stops as a junior ... eight career interceptions and seven fumble recoveries ... 3.0 GPA ... coach was Paul Hackney.

Marcus White

QB, 6-2, 190, Evanston, IL (HS)

Honorable mention all-America by *USA Today* at Evanston ... multiple-threat QB with 1,342 yards passing and 512 yards rushing as a senior ... top-rated athlete prospect in the midwest by *Blue Chip* ... a *Super Prep* and *Prep Football Report* all-American ... completed 57 percent of his throws with 22 TD passes and only six interceptions ... rated 29th in the midwest by *PFR* ... teammate of UW recruit Jean Jourdain and Badger fullback Cecil Martin ... coach was John Riehle.

Charles Williams

RB, 6-0, 195, Hazelwood, MO (East)

High school all-American by both *Prep Football Report* and *Super Prep* at East ... No. 12 prospect in the midwest by Tom Lemming's *PFR* ... rushed for more than 3,000 yards and scored 59 TDs in career ... second-rated runner in the midlands by analyst Allan Wallace ... rushed for 1,156 yards and 26 touchdowns in 1994 ... gained 996 yards with 17 TDs his junior year ... same school as Terrell Fletcher and Rod Spiller ... honor roll ... coach was Rick Gorzynski.

Tony Williams

RB, 5-11, 190, S. Huntington, NY (St. Anthony's)

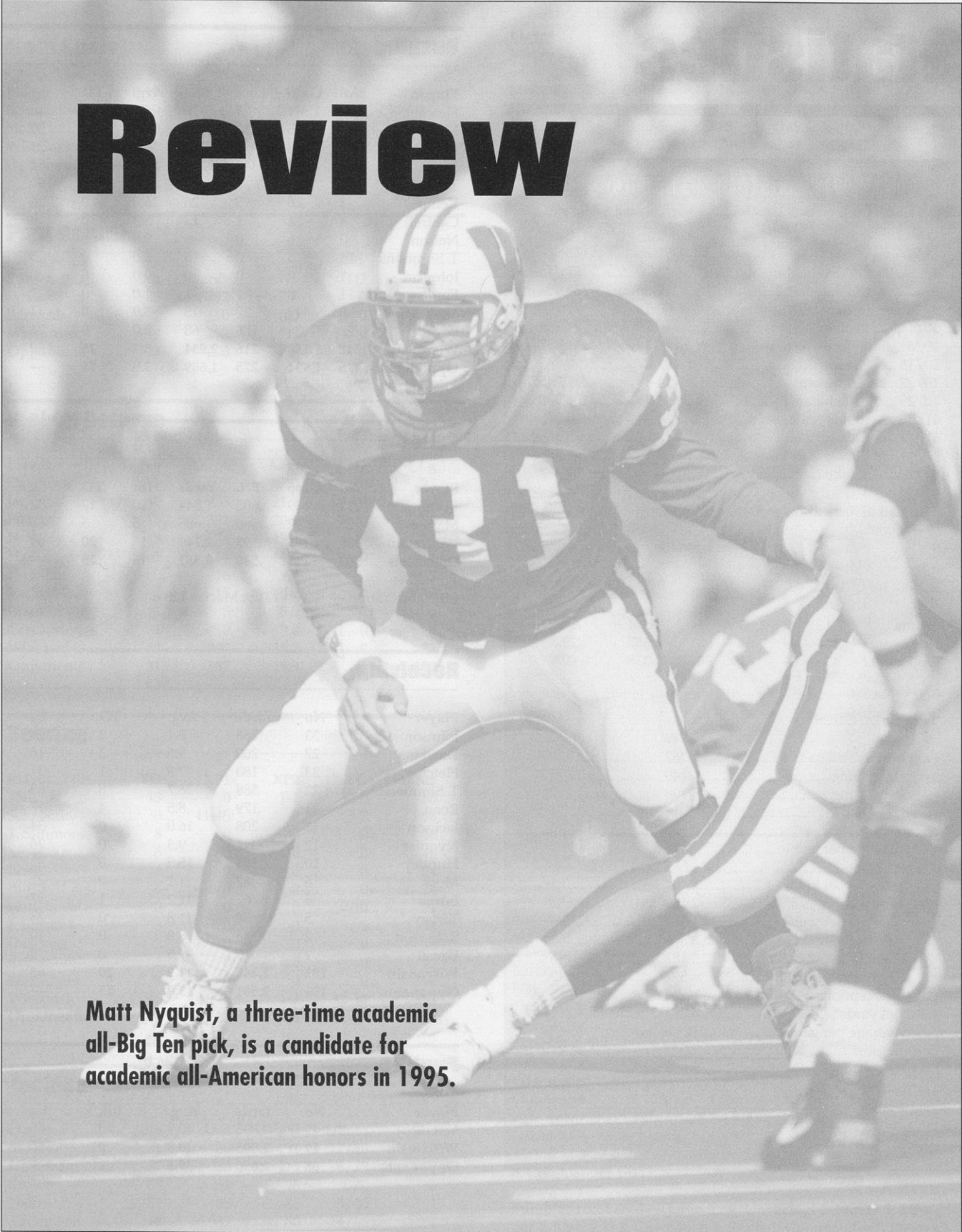
Prep Football Report and *Super Prep* all-American at St. Anthony's ... honorable mention all-American by *USA Today* ... school was 20-2 his final two seasons ... school-record 1,610 yards as a junior ... added 1,543 yards in senior campaign ... all-state twice ... gained more than 3,800 all-purpose yards in career and scored 39 TDs ... 46th-best prospect in the East by Tom Lemming's *PFR* ... 3.5 GPA ... coach was Rich Reichert.

Mark Zanders

QB, 6-4, 215, Joliet, IL (West)

No. 2 quarterback in the nation and No. 31 player overall by *National Recruiting Advisor* after senior season at West ... prep all-American by Tom Lemming's *Prep Football Report* and second-rated QB in the midwest region by *Blue Chip* ... tied Illinois state record with six TD passes in a game vs. Romeoville ... all-region honors by *Blue Chip* and *Super Prep* ... set school career passing records by completing 303-501 passes (.605) for 4,579 yards and 46 touchdowns ... completed 92-158 throws (.582) for 1,692 yards and 16 TDs in 1994 ... connected on 99-181 for 1,293 yards and 17 TDs as a junior ... GPA of 4.8 on a 4.0 scale ... National Honor Society ... set state record by pitching 11 consecutive innings (allowed two hits) in playoffs ... coach was Alan Greenberg.

Review



Matt Nyquist, a three-time academic all-Big Ten pick, is a candidate for academic all-American honors in 1995.

Statistics

1994 RESULTS (7-4-1, 4-3-1 BIG TEN)

DATE	OPPONENT	RESULT	ATTEND.
9/10	Eastern Michigan	W 56-0	*77,745
9/17	@Colorado	L 17-55	*53,457
9/24	Indiana	W 62-13	*77,745
10/1	@Michigan State	L 10-29	71,234
10/8	@Northwestern	W 46-14	46,437
10/15	Purdue	T 27-27	*77,745
10/22	Minnesota	L 14-17	*77,745
10/29	@Michigan	W 31-19	*106,209
11/5	@Ohio State	L 3-24	*93,340
11/12	Cincinnati	W 38-7	75,245
11/19	Illinois	W 19-13	*77,745
1/2	\$Duke	W 34-20	61,384

\$ — Hall of Fame Bowl at Tampa, FL
 * — sellouts

SCORE BY QUARTERS

Teams	1	2	3	4	Total	Avg.
Wisconsin	84	99	84	90	357	29.8
Opponents	43	64	61	70	238	19.8

TEAM STATISTICS

	UW	Opp.
First downs	262	221
By rushing	140	95
By passing	108	112
By penalty	14	14
Net yards rushing	2,934	1,659
Average per game	244.5	138.3
Attempts	545	475
Average per attempt	5.4	3.5
Net yards passing	2,149	2,551
Average per game	179.1	212.6
Attempts	306	363
Completions	181	196
Percentage	.592	.540
Interceptions-TDs	15-20	16-15
Total net yards	5,083	4,210
Average per game	423.6	350.8
Fumbles-lost	22-11	16-11
Penalties-yards	75-608	69-569
Third-down conversions	66-160	66-175
Percentage	.413	.377
Fourth-down conversions	8-18	10-19

Rushing

Player	Att	Gain	Loss	Net	Avg.	TD	Lg
Fletcher	244	1,511	35	1,476	6.0	12	56
Moss	156	865	32	833	5.3	8	59
Roberson	59	308	5	303	5.1	2	21
Burns	43	282	9	273	6.3	3	32
Torian	4	83	0	83	20.8	0	60
Kemp	1	26	0	26	26.0	0	26
Cantrell	4	14	1	13	3.3	0	8
Nelson	3	6	0	6	2.0	0	4
T. Simmons	1	5	0	5	5.0	0	5
Johnson	1	0	0	0	0.0	0	0
Forde	1	0	1	-1	-1.0	0	-1
Macias	5	12	27	-15	-3.0	0	11
Bevell	23	38	106	-68	-3.0	0	21
Wisconsin	545	3,150	216	2,934	5.4	25	60
Opponents	475	1,934	275	1,659	3.5	14	—

Passing

Player	Att	Comp	Pct.	Yards	Int	TD	Lg
Bevell	231	139	.602	1,544	10	17	52
Macias	75	42	.560	605	5	3	63
Wisconsin	306	181	.592	2,149	15	20	63
Opponents	363	196	.540	2,551	16	15	—

Efficiency rating — Bevell 131.9; Macias 123.6

Receiving

Player	No	Yards	Avg.	TD	Lg
Johnson	33	268	8.1	3	24
Dawkins	27	260	9.6	3	16
Fletcher	23	180	7.8	1	31
T. Simmons	22	588	26.7	8	63
Roan	21	179	8.5	4	17
Jackson	13	208	16.0	0	34
Nyquist	12	111	9.3	0	26
Huntley	10	155	15.5	0	33
Moss	6	67	11.2	0	22
Burns	6	67	11.2	1	17
Torian	5	59	11.8	0	23
Roberson	2	16	8.0	0	10
Bevell	1	-9	-9.0	0	-9
Wisconsin	181	2,149	11.9	20	63
Opponents	196	2,551	13.0	15	—

Punting

Player	No	Yards	Avg.	Blk	Lg
Veit	49	2,005	40.9	0	58
Wisconsin	49	2,005	40.9	0	58
Opponents	68	2,696	39.6	2	—

Field Goals

Player	0-19	20-29	30-39	40-49	50+
Schnetzky	0-0	5-5	0-2	0-0	0-0
Hall	0-0	0-0	1-2	5-5	1-3
Wisconsin	0-0	5-5	1-4	5-5	1-3
Opponents	1-1	2-3	7-8	1-2	0-0

Punt Returns

Player	No	Yards	Avg.	TD	Lg
Jackson	38	292	7.7	0	27
Bernard	1	0	0.0	0	0
Wisconsin	39	292	7.5	0	27
Opponents	23	200	8.7	0	—

Kickoff Returns

Player	No	Yards	Avg.	TD	Lg
Dawkins	1	27	27.0	0	27
Jackson	11	233	21.2	0	32
Fletcher	16	321	20.1	0	28
Huntley	9	174	19.3	0	24
Hayes	1	14	14.0	0	14
Flanigan	2	18	9.0	0	17
Tucker	2	15	7.5	0	10
Lysek	1	5	5.0	0	5
Cascadden	1	0	0.0	0	0
Wisconsin	44	807	18.3	0	32
Opponents	31	587	18.9	1	100

Scoring

Player	TD	XP1	XP2	FG	Points
Fletcher	13	0	1-1	0	80
Schnetzky	0	41-45	0	5-7	56
T. Simmons	8	0	0	0	48
Moss	8	0	0	0	48
Roan	4	0	0	0	24
Burns	4	0	0	0	24
Hall	0	0	0	7-10	21
Johnson	3	0	0	0	18
Dawkins	3	0	0	0	18
Roberson	2	0	0	0	12
Messenger	1	0	0	0	6
Wisconsin	46	41-45	1-1	12-17	357
Opponents	30	25-27	0-3	11-14	238

Tackles

Player	Solo	Asst	Total	T/Loss	PBU
Monty	71	60	131	12/30	7
Unverzagt	77	38	115	6/23	7
Brown	67	31	98	0/0	5
Hein	51	35	86	5/25	1
Thompson	48	32	80	14/66	1

Player	Solo	Asst	Total	T/Loss	PBU
Maniecki	47	29	76	13/26	1
Saleh	48	27	75	13/59	3
Messenger	42	18	60	0/0	7
Brady	46	12	58	0/0	7
Gales	36	13	49	0/0	6
Cascadden	23	20	43	4/22	1
Diatelevi	18	13	31	0/0	0
Lysek	14	16	30	2/2	0
Spiller	14	12	26	3/19	1
Jurewicz	17	9	26	2/9	4
Campbell	12	4	16	0/0	2
Flanigan	3	8	11	0/0	0
H. Simmons	8	2	10	2/2	1
Suttle	9	1	10	1/1	0
Pratt	5	5	10	2/5	1
Carter	8	1	9	0/0	0
Miklusak	5	3	8	1/1	0
Zullo	4	4	8	0/0	0
Tucker	7	1	8	0/0	2
Young	2	6	8	0/0	0
Commander	5	2	7	1/6	0
Todryk	2	4	6	2/5	0
Dawkins	4	2	6	0/0	0
Glavin	0	5	5	0/0	0
Bernard	2	2	4	0/0	0
Nyquist	2	2	4	0/0	0
Carney	3	1	4	0/0	0
Roan	2	1	3	0/0	0
Glenn	2	1	3	0/0	0
Schneck	0	3	3	0/0	0
Weems	3	0	3	0/0	1
Hall	2	0	2	0/0	0
Hayes	1	0	1	0/0	0
Verstegen	1	0	1	0/0	0
Raymer	1	0	1	0/0	0
Wagner	1	0	1	0/0	0
B. Jones	1	0	1	0/0	0
Jackson	1	0	1	0/0	0
Anderson	1	0	1	0/0	0
Macias	1	0	1	0/0	0
Bevell	1	0	1	0/0	0

Interceptions

Player	No	Yards	Avg.	TD	Lg
Messenger	6	53	8.8	1	20
Monty	2	26	13.0	0	18
Unverzagt	2	39	19.5	0	32
Lysek	1	26	26.0	0	26
Hein	1	9	9.0	0	9
Tucker	1	5	5.0	0	5
Campbell	1	0	0.0	0	0
Suttle	1	0	0.0	0	0
Gales	1	0	0.0	0	0
Wisconsin	16	158	9.9	1	32
Opponents	15	103	6.9	0	—

QB sacks — Saleh 7-46, Thompson 6-39, Hein 3-20, Cascadden 2-18, Maniecki 2-12, Monty 2-12, Spiller 1-14, Unverzagt 1-9, Jurewicz 1-8, Commander 1-6

Fumbles recovered — Jurewicz 2, Unverzagt 2, Monty 1, Messenger 1, Maniecki 1, Cascadden 1, Suttle 1, Commander 1, Weems 1

Team Statistics

Teams	Score	First Downs	—Rushing—		Passing	Pass. Yards	Plays	Total Offense	Fum.	Pen.	Time of Poss.
			Att.	Yards							
@Wisconsin Eastern Michigan	56 0	27 18	51 35	360 33	13-20-0 26-45-2	169 281	71 80	529 314	2-2 4-3	7-65 4-33	27:40 32:20
Wisconsin @ Colorado	17 55	22 20	46 45	264 171	14-31-4 10-18-0	146 277	77 63	410 448	3-0 0-0	8-61 6-25	32:33 27:27
@Wisconsin Indiana	62 13	27 11	55 32	372 113	15-20-0 10-25-0	260 99	75 57	632 212	0-0 1-0	6-60 6-28	33:48 26:12
Wisconsin @ Michigan State	10 29	18 19	41 60	226 259	14-24-2 10-14-0	71 161	65 74	297 420	2-2 1-1	3-20 5-35	24:48 35:12
Wisconsin @ Northwestern	46 14	24 12	58 36	394 121	7-17-0 8-25-1	99 167	75 61	493 288	4-2 2-1	5-37 6-24	33:42 26:18
@Wisconsin Purdue	27 27	24 22	44 46	254 162	25-38-2 14-28-2	300 258	82 72	554 420	2-2 0-0	7-57 6-51	29:16 30:44
@ Wisconsin Minnesota	14 17	25 17	39 36	121 96	18-31-2 17-29-1	249 210	70 65	370 306	2-0 1-1	8-50 9-105	30:31 29:29
Wisconsin @ Michigan	31 19	19 20	42 35	142 155	18-26-0 15-28-3	161 180	68 63	303 335	0-0 1-1	6-59 4-43	33:34 26:26
Wisconsin @ Ohio State	3 24	14 19	32 46	49 204	15-32-4 14-28-1	154 207	64 74	203 411	1-0 0-0	5-43 7-91	26:47 33:13
@Wisconsin Cincinnati	38 7	23 17	42 41	284 144	15-22-0 18-32-1	166 139	64 73	450 283	2-1 2-2	8-76 4-43	27:29 32:31
@ Wisconsin Illinois	19 13	20 23	47 34	183 116	16-25-0 26-45-1	213 258	72 79	396 374	2-0 4-2	2-10 5-35	27:56 32:04
Wisconsin Duke	34 20	19 23	48 29	285 85	11-20-1 28-46-4	161 314	68 75	446 399	2-2 0-0	12-86 5-40	30:46 29:14

1994 Superlatives

Individual Bests

Rushing attempts — 41, Terrell Fletcher vs. Illinois
 Yards — 241, Terrell Fletcher vs. Duke
 Pass attempts — 31, Darrell Bevell vs. Minnesota
 Pass completions — 18, on two occasions
 Yards — 249, Darrell Bevell vs. Minnesota
 Receptions — 6, Johnson vs. Michigan & Simmons vs. Illinois
 Yards — 132, Tony Simmons vs. Illinois
 PR yards — 84, Keith Jackson vs. Indiana
 KOR yards — 100, Keith Jackson vs. Purdue
 Int. yards — 32, Eric Unverzagt vs. Michigan

Long Plays

Rush — 60, Reggie Torian vs. E. Michigan
 Pass — 63, Jay Macias vs. Purdue
 Reception — 63, Tony Simmons vs. Purdue
 Field goal — 51, John Hall vs. Colorado
 Punt — 58, Sam Veit vs. Michigan State
 Interception return — 32, Eric Unverzagt vs. Michigan
 Punt return — 27, Keith Jackson vs. Indiana
 Kickoff return — 32, Keith Jackson vs. Minnesota

Starting Lineups

Offense	SE	LT	LG	C	RG	RT	TE	QB	FB	RB	FL
E. Michigan	Torian	Verstegen	Rudolph	Raymer	Darby	Wunsch	Roan	Bevell	Johnson	Fletcher	Dawkins
Colorado	Torian	Verstegen	Rudolph	Raymer	Stark	Wunsch	Roan	Bevell	Johnson	Moss	Dawkins
Indiana	Huntley	Verstegen	Rudolph	Raymer	Stark	Wunsch	Roan	Bevell	Johnson	Moss	Dawkins
Mich. State	Huntley	Verstegen	Rudolph	Raymer	Stark	Wunsch	Roan	Bevell	Nyquist (TE)	Moss	Dawkins
Northwestern	Nyquist (TE)	Verstegen	Rudolph	Raymer	Darby	Wunsch	Roan	Macias	Johnson	Moss	Dawkins
Purdue	Huntley	Verstegen	Rudolph	Raymer	Stark	Wunsch	Roan	Macias	Johnson	Fletcher	Dawkins
Minnesota	Torian	Verstegen	Rudolph	Raymer	Vanderveldt	Wunsch	Roan	Bevell	Johnson	Fletcher	Dawkins
Michigan	Simmons	Verstegen	Rudolph	Raymer	Vanderveldt	Wunsch	Roan	Bevell	Johnson	Moss	Dawkins
Ohio State	Zullo	Verstegen	Rudolph	Raymer	Vanderveldt	Wunsch	Roan	Bevell	Johnson	Moss	Dawkins
Cincinnati	Simmons	Verstegen	Rudolph	Raymer	Vanderveldt	Wunsch	Roan	Bevell	Johnson	Fletcher	Dawkins
Illinois	Simmons	Verstegen	Rudolph	Raymer	Vanderveldt	Wunsch	Roan	Bevell	Johnson	Fletcher	Dawkins
Duke	Simmons	Verstegen	Rudolph	Raymer	Stark	Wunsch	Roan	Bevell	Johnson	Fletcher	Dawkins

Defense	OLB	DT	NG	DT	OLB	LB	LB	CB	FS	SS	CB
E. Michigan	Saleh	Thompson	Maniecki	Spiller	Hein	Unverzagt	Monty	Gales	Messenger	Brown	Brady
Colorado	Saleh	Thompson	Maniecki	Spiller	Hein	Unverzagt	Monty	Gales	Messenger	Brown	Brady
Indiana	Saleh	Thompson	Maniecki	Spiller	Hein	Unverzagt	Monty	Gales	Messenger	Brown	Brady
Mich. State	Saleh	Thompson	Maniecki	Spiller	Hein	Unverzagt	Monty	Gales	Messenger	Brown	Brady
Northwestern	Saleh	Thompson	Maniecki	Jurewicz	Hein	Unverzagt	Monty	Gales	Messenger	Brown	Brady
Purdue	Saleh	Thompson	Maniecki	Jurewicz	Hein	Unverzagt	Monty	Gales	Messenger	Brown	Brady
Minnesota	Saleh	Thompson	Maniecki	Jurewicz	Hein	Unverzagt	Monty	Gales	Brady	Brown	Suttle
Michigan	Saleh	Thompson	Maniecki	Jurewicz	Hein	Unverzagt	Monty	Gales	Messenger	Brown	Brady
Ohio State	Saleh	Thompson	Maniecki	Jurewicz	Hein	Unverzagt	Monty	Gales	Messenger	Brown	Brady
Cincinnati	Saleh	Thompson	Todryk	Jurewicz	Hein	Unverzagt	Monty	Gales	Messenger	Brown	Brady
Illinois	Saleh	Thompson	Maniecki	Jurewicz	Hein	Unverzagt	Monty	Gales	Messenger	Brown	Brady
Duke	Saleh	Thompson	Maniecki	Jurewicz	Hein	Unverzagt	Monty	Gales	Messenger	Brown	Campbell

Players of the Week

Game	Offense	Defense	Special Teams	Scout Offense	Scout Defense
Eastern Michigan	J.C. Dawkins	Jason Maniecki	Keith Jackson	Robert Nelson	Joe Innis
Colorado	Brent Moss	Mike Thompson	John Hall	Steve Baffico	none selected
Indiana	Terrell Fletcher	Tarek Saleh	Keith Jackson	Cecil Martin	Royston Jones
Michigan State	Brent Moss	Eric Unverzagt	Chad Cascadden	Mike Galletti	Delta Triplett
Northwestern	Terrell Fletcher	Jamel Brown	Chad Cascadden	Dirk Stanger	Joe Innis
Purdue	Terrell Fletcher	Jason Maniecki	Kenny Gales	Derek Engler	Brandon Williams
Minnesota	Jamie Vanderveldt	Chris Hein	Vince Zullo	Michael Brin	Royston Jones
Michigan	Tony Simmons	Eric Unverzagt	Sam Veit	Al Gay	Royston Jones
Ohio State	Michael Roan	Jason Maniecki	Sylas Pratt	Ben McCormick	Joe Innis
Cincinnati	Terrell Fletcher	Jamel Brown	John Hall	Todd Vesperman	Mark Davis
Illinois	Terrell Fletcher	Jason Maniecki	Vince Zullo	Ryan Sondrup	Joe Innis
Duke	Terrell Fletcher	Pete Monty	Chad Cascadden	Carl McCullough	Joe Innis

Offensive Statistics

Rushing (Attempts-Yards-TDs)

Player	EMU	Colo	Ind	MSU	NW	Pur	Minn	Mich	OSU	Cin	Ill	Duke
Bevell	4-(-8)-0	2-4-0					5-(-20)-0	2-(-3)-0	2-(-7)-0	2-(-13)-0	3-(-20)-0	3-(-1)-0
Burns			4-27-0		7-49-1	22-101-1				4-51-1		6-45-0
Cantrell	4-13-0											
Fletcher	11-100-3	15-82-0	10-146-2	12-58-0	26-186-3	19-141-1	28-101-0	14-39-1	8-25-0	21-165-1	41-192-0	39-241-2
Forde			1-(-1)-0									
Johnson						1-0-0						
Kemp			1-26-0									
Macias			1-11-0	2-(-5)					2-(-21)-0			
Moss	18-129-3	21-118-0	25-110-2	27-173-1	19-145-1			26-106-1	20-52-0			
Nelson	2-2-0										1-4-0	
Roberson	11-64-1	7-53-0	13-53-1		5-13-0	1-7-0	5-25-0			14-77-0	3-11-0	
Simmons						1-5-0						
Torian	1-60-0	1-7-0			1-1-0		1-15-0					

Receiving (Receptions-Yards-TDs)

Player	EMU	Colo	Ind	MSU	NW	Pur	Minn	Mich	OSU	Cin	Ill	Duke
Bevell				1-(-9)								
Burns						4-39-0						2-28-1
Dawkins	5-50-1		1-10-0	5-25-0	1-10-0	2-10-0	2-32-0	3-22-1	1-9-0	2-41-0	2-22-1	3-29-0
Fletcher	1-5-0	2-21-0	3-38-0	1-(-2)	1-(-4)-0	4-28-0	3-46-0	4-26-0	1-0-0	2-14-1		1-8-0
Huntley	2-39-0		2-24-0	1-3-0	1-11-0	3-63-0			1-15-0			
Jackson		1-24-0		2-24-0		1-27-0	4-64-0		3-45-0		1-14-0	1-10-0
Johnson		3-25-0	1-24-0		2-14-0	3-23-0	5-42-0	6-32-0	3-26-0	5-47-1	3-18-1	2-17-0
Moss	1-16-0	1-13-0	2-33-0	1-8-0					1-(-3)-0			
Nyquist		1-12-0	1-9-0		1-7-0	1-5-0	1-6-0	2-23-0	3-42-0	2-7-0		
Roan	1-10-0	5-46-2	2-8-2	3-22-0		2-15-0		1-14-0	2-20-0	1-6-0	3-21-0	1-17-0
Roberson	1-10-0										1-6-0	
Simmons			3-114-2		1-61-1	3-75-1	3-59-1	2-44-2		3-51-1	6-132-0	1-52-0
Torian	2-29-0	1-5-0				2-15-0						

Passing (Completions-Attempts-Yards-Interceptions-TDs)

Player	Bevell	Macias
EMU	10-17-126-0-1	3-3-43-0-0
Colo	13-27-122-4-2	1-4-24-0-0
Ind	13-17-184-0-3	2-3-76-0-1
MSU	4-7-3-0-0	10-17-68-2-0
NW		7-17-99-0-1
Pur	12-18-85-0-0	13-20-215-2-1
Minn	18-31-249-2-2	
Mich	18-26-161-0-3	
OSU	9-21-74-3-0	6-11-80-1-0
Cin	15-22-166-0-3	
Ill	16-25-213-0-2	
Duke	11-20-161-1-1	

Defensive Statistics

Tackles (Solos-Assists-Total)

Player	EMU	Colo	Ind	MSU	NW	Pur	Minn	Mich	OSU	Cin	Ill	Duke
Bernard	0-1-1				1-1-2			1-0-1				
Brady	2-0-2	2-3-5	1-1-2	4-1-5	2-1-3	5-2-7	4-3-7	5-1-6	8-0-8	4-0-4	9-0-9	
Brown	3-1-4	4-2-6	2-2-4	8-3-11	5-4-9	14-4-18	3-3-6	4-3-7	6-3-9	8-3-11	5-3-8	5-0-5
Campbell	1-0-1		1-2-3		1-1-2				1-1-2	1-0-1	2-0-2	5-0-5
Carney			2-0-2		1-1-2							
Carter	1-0-1		5-0-5			2-1-3						
Cascadden	3-3-6	0-1-1	1-1-2	1-1-2	2-4-6	2-2-4	2-1-3	2-3-5	2-1-3	4-2-6	1-1-2	3-0-3
Commander	2-0-2			0-1-1		1-0-1		0-1-1		1-0-1		1-0-1
Dawkins		1-0-1	0-1-1	0-1-1			2-0-2					
Diatelevi	1-2-3	0-1-1	2-0-2	1-3-4	1-0-1	1-2-3	2-2-4		4-0-4	3-3-6	1-0-1	2-0-2
Flanigan	0-3-3		0-1-1		1-3-4				1-0-1	1-0-1	0-1-1	
Gales	6-0-6	3-3-6	1-1-2	4-1-5	4-0-4	3-1-4	1-1-2	2-1-3	2-1-3	3-1-4	3-3-6	4-0-4
Glavin	0-2-2		0-1-1							0-2-2		
Glenn					1-0-1			0-1-1		1-0-1		
Hayes											1-0-1	
Hall				1-0-1						1-0-1		
Hein	4-3-7	1-2-3	3-1-4	5-1-6	8-1-9	5-6-11	10-3-13	5-2-7	4-7-11	2-2-4	1-6-7	3-1-4
Jones, B.										1-0-1		
Jurewicz	2-1-3	2-0-2			5-2-7	1-2-3	2-1-3	4-0-4	3-2-5	0-2-2	1-1-2	2-0-2
Lysek	2-4-6	3-3-6	2-1-3	0-1-1	1-1-2	1-0-1			1-2-3	2-4-6		2-0-2
Maniecki	5-3-8	3-2-5	1-2-3	5-3-8	4-1-5	8-3-11	3-1-4	6-4-10	7-5-12		3-5-8	2-0-2
Messenger	3-1-4	8-4-12	1-0-1	7-2-9	6-1-7	5-3-8		3-4-7	4-3-7		4-0-4	1-0-1
Miklusak	0-1-1		1-0-1		1-0-1					3-2-5	0-1-1	
Monty	4-8-12	6-2-8	6-2-8	6-7-13	2-6-8	5-3-8	4-3-7	8-6-14	6-4-10	6-7-13	10-9-19	8-3-11
Nyquist				0-1-1						0-1-1	2-0-2	
Pratt	0-2-2		0-1-1				0-1-1	1-1-2	1-0-1	2-0-2		1-0-1
Roan	0-1-1					1-0-1						1-0-1
Saleh	4-2-6	3-3-6	5-0-5	4-2-6	2-2-4	6-6-12	3-2-5	6-4-10	5-1-6	4-2-6	2-3-5	4-0-4
Schneck	0-2-2		0-1-1									
Simmons, H.	4-1-5	2-1-3								1-0-1		1-0-1
Spiller	3-1-4	1-4-5	2-3-5	1-2-3	2-0-2				0-1-1	1-1-2	1-0-1	3-0-3
Suttle	1-0-1	1-1-2					7-0-7					
Thompson	2-0-2	6-4-10	2-2-4	6-5-11	1-3-4	4-1-5	6-1-7	2-3-5	5-2-7	5-5-10	5-4-9	4-2-6
Todryk	0-1-1	0-1-1	0-1-1							2-1-3		
Tucker	2-1-3							1-0-1				4-0-4
Unverzagt	2-7-9	2-3-5	3-4-7	15-4-19	2-3-5	7-3-10	6-1-7	7-1-8	5-4-9	6-1-7	14-5-19	8-2-10
Verstegen		1-0-1										
Wagner			1-0-1									
Weems		1-0-1	2-0-2									
Young	1-2-3				0-1-1					1-1-2	0-1-1	
Zullo		0-1-1		0-1-1	0-1-1		2-1-3	0-1-1			2-0-2	

Statistical Items

Wisconsin's Record	1994	Alvarez' career
at home:	4-1-1	18-11-2
on the road:	2-3	7-16
at neutral site:	1-0	3-0
on artificial surface fields:	5-3-1	24-22-2
on grass fields:	2-1	4-5
in day games:	7-3-1	26-25-2
in night games:	0-1	2-2
in televised games	4-3	11-6-1
UW has more rushing yardage:	6-2-1	24-7-2
the opponent has more rushing yardage:	1-2	4-20
UW has more passing yardage:	2-1-1	11-13-1
the opponent has more passing yardage:	4-3	16-14-1
UW has more total yardage:	6-1-1	22-7-1
the opponent has more total yardage:	1-3	6-20-1
UW forces more turnovers:	5-0	18-10
the opponent forces more turnovers:	0-3-1	5-11-1
teams force same number of turnovers	2-1	5-6-1


BADGERS IN '94 POLLS

Date	AP	USA Today
Preseason	10	11
Sept. 4	10	11
Sept. 11	10	10
Sept. 18	16	15
Sept. 25	15	14
Oct. 2	24	22
Oct. 9	23	20
Oct. 16	RV	RV
Oct. 23	---	RV
Oct. 30	RV	RV
Nov. 6	---	---
Nov. 13	---	RV
Nov. 20	RV	RV
Nov. 27	RV	RV

RV — received votes

"Red Zone" Success (inside the 20-yard line)

Game	WISCONSIN				OPPONENT			
	Opp.	Pct.	TD	FG	Opp.	Pct.	TD	FG
Eastern Michigan	8-8	1.000	8	0	0-2	.000	0	0
Colorado	2-3	.667	2	0	6-6	1.000	5	1
Indiana	6-6	1.000	6	0	1-1	1.000	1	0
Michigan State	2-4	.500	1	1	4-4	1.000	2	2
Northwestern	5-5	1.000	4	1	0-1	.000	0	0
Purdue	2-4	.500	2	0	4-5	.800	2	2
Minnesota	1-4	.250	1	0	0-2	.000	0	0
Michigan	4-4	1.000	3	1	1-2	.500	1	0
Ohio State	0-0	.000	0	0	3-4	.750	2	1
Cincinnati	4-5	.800	3	1	1-2	.500	1	0
Illinois	4-4	1.000	2	2	1-2	.500	1	0
Duke	3-4	.750	2	1	4-5	.800	2	2
Totals	41-51	.804	34	7	25-36	.694	17	8



Bryan Jurewicz

First-Down Tendencies

Team	Rushing			Passing			Total		
	Plays	Yds.	Avg.	Plays	Yds.	Avg.	Plays	Yds.	Avg.
Wisconsin	279	1,741	6.24	98	773	7.89	377	2,514	6.67
Opponents	234	848	3.62	121	1,097	9.07	355	1,945	5.48

Big Ten Statistics

QUICK TURNAROUND EFFORTS

Barry Alvarez has pushed his career record (28-27-2) over the break-even point. Wisconsin was 28 games below .500 in the five years before his arrival. The quick resurgence by the Badgers under Alvarez compares very favorably with several other programs which had challenging first seasons.

Coach	First Season	Games to reach .500	5-year record
Barry Alvarez, Wisconsin	1-10	56	28-27-2
George Welsh, Virginia	2-9	30	26-29-2
Bill Mallory, Indiana	0-11	107	26-31-1
Mack Brown, North Carolina	1-10	69	24-32-1
Glen Mason, Kansas	1-10	never	22-33-1
Bill McCartney, Colorado	2-8-1	89	21-36-1
Rich Brooks, Oregon	2-9	never	18-36-2

Ranked in order of five-year record

RUN GAME SUCCESS

The best predictor of success for Alvarez' teams has been the club's rushing game. During his tenure, the Badgers have a 24-7-2 record (.758) when they outgain the opponent on the ground. The mark is 4-20 (.167) when UW is outrushed. In his career, Alvarez has posted a 16-1 record when the Badgers outgain the opponent by at least 100 yards on the ground.

In the last two years, Wisconsin has rushed for at least 300 yards on six occasions. UW has produced 29 100-yard rushing days during that span. Two Badgers have made the century mark in the same game on eight occasions in the last two years.

Wisconsin's rushing defense has held 13 of the last 24 opponents under 125 yards rushing. The Badgers played against four of the NCAA's top 25 rushing offenses last fall, and none of the foes reached their season average. Colorado (No. 3 nationally in rushing) was held 120 yards below its average; Purdue (No. 12) was 72 yards below its norm; Indiana (No. 16) was 109 yards below its average; and Michigan (No. 23) was 52 yards below its norm.


ALAVERZ' CAREER RECORD WHEN ...

UW rushes for:	Opponent rushes for:
200 yards or more 18-3-2	100 yards or less 8-2
250 yards or more 13-1-1	125 yards or less 20-3
300 yards or more 6-0	150 yards or less 23-7-1

Rushing Totals (1993-94)

1993			
Team (W/L)	UW	Opp.	Diff.
Nevada (W)	172	123	+49
SMU (W)	244	124	+120
Iowa State (W)	252	137	+115
Indiana (W)	354	101	+253
Northwestern (W)	315	77	+238
Purdue (W)	201	143	+58
Minnesota (L)	182	118	+64
Michigan (W)	225	111	+114
Ohio State (T)	227	128	+99
Illinois (W)	301	106	+195
Michigan State (W)	286	166	+120
UCLA (W)	250	212	+38

1994			
Team (W/L)	UW	Opp.	Diff.
E. Michigan (W)	360	33	+327
Colorado (L)	264	171	+93
Indiana (W)	372	113	+259
Michigan State (L)	226	259	-33
Northwestern (W)	394	121	+273
Purdue (T)	254	162	+92
Minnesota (L)	121	96	+25
Michigan (W)	142	155	-13
Ohio State (L)	49	204	-155
Cincinnati (W)	284	144	+140
Illinois (W)	183	116	+67
Duke (W)	285	85	+200



Eric Unverzagt

Big Ten Review

Final Standings

Team	Overall				Big Ten				Bowl Game
	W	L	T	Pct.	W	L	T	Pct.	
Penn State	12	0	0	1.000	8	0	0	1.000	beat Oregon 38-20 (Rose)
Ohio State	9	4	0	.692	6	2	0	.750	lost to Alabama 24-17 (Fla. Citrus)
Michigan	8	4	0	.667	5	3	0	.625	beat Colorado St. 24-14 (Holiday)
Wisconsin	7	4	1	.625	4	3	1	.563	beat Duke 34-20 (Hall of Fame)
Illinois	7	5	0	.583	4	4	0	.500	beat E. Carolina 30-0 (Liberty)
Michigan State	5	6	0	.455	4	4	0	.500	—
Iowa	5	5	1	.500	3	4	1	.438	—
Indiana	6	5	0	.545	3	5	0	.375	—
Purdue	4	5	2	.455	2	4	2	.375	—
Northwestern	3	7	1	.318	2	6	0	.250	—
Minnesota	3	8	0	.273	1	7	0	.125	—

Media's All-Big Ten Team

Offense

Pos.	First team	Second team
QB	Kerry Collins, PSU	Todd Collins, MICH
RB	Ki-Jana Carter, PSU	Alex Smith, IND
RB	Chris Darkins, MINN	Mike Alstott, PUR
C	Cory Raymer, WIS	Bucky Greeley, PSU
G	Jeff Hartings, PSU	Andrew Greene, IND
G	Joe Rudolph, WIS	Matt O'Dwyer, NU
T	Korey Stringer, OSU	Shane Hannah, MSU
T	Mike Versteegen, WIS	Brian DeMarco, MSU
TE	Kyle Brady, PSU	Ken Dilger, ILL
WR	Bobby Engram, PSU	Joey Galloway, OSU
WR	Amani Toomer, MICH	Freddie Scott, PSU
K	Remy Hamilton, MICH	Mike Chalberg, MINN

Defense

Pos.	First team	Second team
DL	Simeon Rice, ILL	Trent Zenkewicz, MICH
DL	Kevin Hardy, ILL	Todd Atkins, PSU
DL	Matt Finkes, OSU	Parker Wildeman, IA
DL	Mike Thompson, WIS	Phil Yeboah-Kodie, PSU
DL	Mike Vrabel, OSU	Jason Maniecki, WIS
LB	Dana Howard, ILL	Brian Gelzheiser, PSU
LB	Lorenzo Styles, OSU	John Holecek, ILL
LB	Steve Morrison, MICH	Alfonzo Thurman, IND
DB	Ty Law, MICH	Demetrice Martin, MSU
DB	Jeff Messenger, WIS	Marlon Kerner, OSU
DB	Brian Miller, PSU	Tony Pittman, PSU
P	Paul Burton, NU	Scott Terna, OSU

Honorable mention Badgers: Terrell Fletcher, Kenny Gales, John Hall, Michael Roan, Tarek Saleh, Eric Unverzagt, Sam Veit

Coaches' All-Big Ten Team

Offense

Pos.	First team	Second team
QB	Kerry Collins, PSU	Todd Collins, MICH
RB	Ki-Jana Carter, PSU	Mike Alstott, PUR
RB	Tyrone Wheatley, MICH	Alex Smith, IND
C	Cory Raymer, WIS	Bucky Greeley, PSU
G	Jeff Hartings, PSU	Marco Rivera, PSU
G	Matt O'Dwyer, NU	Joe Rudolph, WIS
T	Korey Stringer, OSU	Mike Versteegen, WIS
T	Brian DeMarco, MSU	Shane Hannah, MSU
TE	Kyle Brady, PSU	Ken Dilger, ILL
WR	Bobby Engram, PSU	Joey Galloway, OSU
WR	Amani Toomer, MICH	Freddie Scott, PSU
K	Remy Hamilton, MICH	Sam Valenzisi, NU

Defense

Pos.	First team	Second team
DL	Simeon Rice, ILL	Mike Thompson, WIS
DL	Matt Finkes, OSU	Trent Zenkewicz, MICH
DL	Kevin Hardy, ILL	Willie Smith, PSU
DL	Mike Vrabel, OSU	Todd Atkins, PSU
DL	Ed Hawthorne, MINN (tie)	Tony Henderson, MICH
DL	Jason Horn, MICH (tie)	
LB	Dana Howard, ILL	Steve Morrison, MICH
LB	Lorenzo Styles, OSU	John Holecek, ILL
LB	Brian Gelzheiser, PSU	Eric Unverzagt, WIS
DB	Ty Law, MICH	Alfonzo Thurman, IND
DB	Demetrice Martin, MSU	Marlon Kerner, OSU
DB	Jeff Messenger, WIS	Antwoine Patton, ILL
P	Paul Burton, NU	Brian Miller, PSU
		Scott Terna, OSU

Honorable mention Badgers: Terrell Fletcher, Kenny Gales, Chris Hein, Jason Maniecki, Sam Veit

Big Ten Statistics

Rushing

Player	Att	Net	Avg	TD	Yds/G
Carter, PSU (4)	219	1,695	7.7	26	141.3
Smith, IND (6)	265	1,475	5.6	10	134.1
Darkins, MINN (7)	277	1,443	5.2	11	131.2
Fletcher, UW (18)	244	1,476	6.0	12	123.0
Lundy, NU (12)	260	1,189	4.6	8	118.9
Wheatley, MICH (13)	210	1,144	5.4	12	114.4
George, OSU (17)	276	1,442	5.2	12	110.9
Alstott, PU (24)	202	1,188	5.9	14	108.0
Shaw, IA	170	1,002	5.9	7	91.1
Goulbourne, MSU	214	930	4.3	8	84.6

Passing

Player	Pct.	Yards	TD	Int.	Pts.
K. Collins, PSU (1)	.663	2,879	21	8	166.7
T. Collins, MICH (9)	.646	2,518	13	10	145.9
Banks, MSU (16)	.609	2,040	11	6	143.1
Johnson, ILL	.595	2,495	19	6	137.6
Hoying, OSU	.565	2,335	19	14	133.2
Bevell, UW	.602	1,544	17	10	131.9
Schade, MINN	.548	2,338	14	10	120.1
Schnur, NU	.521	899	4	10	110.9
Paci, IND	.545	996	6	5	107.6
Hughes, NU	.462	774	5	8	95.9

Receiving

Player	Rec.	Yards	Avg.	TD	Yds/G
Toomer, MICH (8)	54	1,096	20.3	6	91.3
Engram, PSU (9)	57	1,081	19.0	7	90.1
Scott, PSU (11)	51	1,014	19.9	9	84.5
Thornton, PU	45	726	16.1	2	66.0
Strong, ILL	42	775	18.5	3	64.6
Galloway, OSU	44	669	15.2	7	60.8
Osterman, MINN	38	604	15.9	5	60.4
Jasper, IA	33	621	18.8	2	56.5
T. Simmons, UW	22	588	26.7	8	53.5
Baety, IND	45	559	12.4	4	50.8

Scoring

Player	TD	PAT	FG	Pts.	Pts/G
Carter, PSU (2)	26	0	0	156	13.0
Hamilton, MICH (9t)	0	26	25	101	8.4
Wheatley, MICH (8)	14	0	0	84	8.4
Conway, PSU (11)	0	66	11	99	8.3
Alstott, PU (19t)	14	0	0	86	7.8
Chalberg, MINN	0	25	17	76	7.6
Darkins, MINN	13	0	0	78	7.1

Interceptions

Player	Int.	Yards	Avg.	TD	Int/G
Martin, MSU (4)	7	41	5.9	0	.64
Messenger, UW (15t)	6	53	8.8	1	.55
Crumpton, ILL	4	-4	-1.0	0	.40
Smedley, IND	4	48	12.0	1	.36
Miller, PSU	4	25	6.3	0	.33

Tackles

Player	Solo	Asst	Tot.	TFL	Avg.
Howard, ILL	84	66	150	10/34	12.6
Gelzheiser, PSU	58	81	139	6/15	12.6
Monty, UW	71	60	131	12/30	10.9
Sutter, NU	75	45	120	3/9	10.9
Diacio, IA	69	49	118	5/17	10.7
Morrison, MICH	78	50	128	7/16	10.7
Conzemius, MINN	70	43	113	5/29	10.3
Styles, OSU	76	56	132	10/24	10.2
Holecck, ILL	58	43	101	6/14	10.1
Hall, PU	72	37	109	6/9	9.9
Unverzagt, UW	77	38	115	6/23	9.6
Irons, MICH	81	34	115	7/25	9.6
Bennett, NU	72	28	100	0/0	9.1
Wildeman, IA	63	37	100	20/57	9.1
Sauer, MINN	66	29	95	11/45	8.6
Thurman, IND	63	30	93	5/12	8.5
Reese, MSU	64	28	92	9/44	8.4
Brown, UW	67	31	98	0/0	8.2
Smith, PSU	46	52	98	12/75	8.2
Williams, NU	45	34	79	0/0	7.9
Washington, ILL	61	32	93	10/30	7.8

(#) indicates NCAA ranking at end of regular season

(#) indicates NCAA ranking at end of regular season

Big Ten Statistics

Punt Returns

Teams	No	Yards	Avg	TD	Lg
Iowa (7)	25	322	12.9	2	68
Michigan State (10t)	18	217	12.1	1	63
Penn State (10t)	29	347	12.1	1	62
Ohio State	23	228	9.9	0	26
Purdue	19	185	9.7	0	55
Minnesota	32	310	9.7	0	41
Northwestern	20	180	9.0	1	72
Illinois	43	337	7.8	0	61
Wisconsin	39	292	7.5	0	27
Indiana	30	209	7.0	0	79
Michigan	17	118	6.9	1	93

Net Punting

Teams	No	Avg	Ret	Yards	Net
Northwestern (5)	53	41.4	18	83	39.8
Ohio State (14)	60	41.3	27	188	38.1
Michigan State	56	38.3	17	60	37.2
Illinois	68	40.4	27	232	37.2
Wisconsin	49	40.9	24	200	36.8
Indiana	57	40.8	25	262	36.2
Penn State	44	37.6	16	86	35.6
Iowa	42	39.7	24	209	34.7
Purdue	45	39.2	25	245	33.7
Minnesota	56	37.7	31	343	31.6
Michigan	48	34.5	19	152	31.4

Kickoff Returns

Teams	No	Yards	Avg	TD	Lg
Michigan State (5)	48	1,130	23.5	1	82
Ohio State (8)	37	847	22.9	1	93
Michigan (22)	39	859	22.0	1	100
Penn State	31	679	21.9	0	67
Indiana	32	653	20.4	0	61
Iowa	47	947	20.2	0	75
Minnesota	44	865	19.7	0	88
Purdue	50	967	19.3	0	70
Northwestern	49	905	18.5	0	90
Wisconsin	44	807	18.3	0	53
Illinois	27	465	17.2	0	64

Penalties

Teams	G	No	Yards	Avg	Avg
Northwestern	11	47	377	4.3	34.3
Purdue	11	62	455	5.6	41.4
Indiana	11	62	475	5.6	43.2
Penn State	12	69	567	5.8	47.3
Michigan State	11	70	520	6.4	47.3
Minnesota	11	74	529	6.7	48.1
Wisconsin	12	75	608	6.3	50.7
Ohio State	13	72	669	5.5	51.5
Michigan	12	91	792	7.6	66.0
Iowa	11	75	734	6.8	66.7
Illinois	12	81	803	6.8	66.9

Turnover Margin

Teams	G	Takeaways			Giveaways			Margin	/Game
		Fum	Int	Tot	Fum	Int	Tot		
Penn State (7)	12	12	13	25	5	8	13	12	1.00
Michigan State (22t)	11	7	14	21	7	6	13	8	0.73
Indiana (22t)	11	9	16	25	11	6	17	8	0.73
Michigan	12	19	8	27	8	11	19	8	0.67
Ohio State	13	12	15	27	10	14	24	3	0.23
Illinois	12	9	16	25	15	8	23	2	0.17
Wisconsin	12	11	16	27	11	15	26	1	0.08
Iowa	11	13	9	22	16	13	29	-7	-0.64
Purdue	11	8	6	14	12	10	22	-8	-0.73
Minnesota	11	10	11	21	15	14	29	-8	-0.73
Northwestern	11	12	6	18	10	19	29	-11	-1.00

Honorable mention: Terrell Fletcher, Kenny Gates, John Hall, Michael Ross, Tarek Saleh, Eric Javorzani, Sam Yell

Honorable mention: Terrell Fletcher, Kenny Gates, Chris Hein, Jason Stewart, Sam Yell

Total Offense

Teams	Plays	Yards	Avg	TD	/Game
Penn State (1)	819	6,152	7.5	76	512.7
Wisconsin (18)	851	5,083	6.0	46	423.6
Michigan (17)	800	4,988	6.2	37	415.7
Iowa (25)	738	4,476	6.1	45	406.9
Minnesota	803	4,475	5.6	29	406.8
Purdue	750	4,445	5.9	45	404.1
Illinois	783	4,558	5.8	39	379.8
Michigan State	764	4,149	5.4	34	377.2
Ohio State	902	4,878	5.4	42	375.2
Indiana	786	4,101	5.2	40	372.8
Northwestern	738	3,513	4.8	25	319.4

Rushing Offense

Teams	Att	Yards	Avg	TD	/Game
Penn State (6)	489	2,988	6.1	50	249.0
Wisconsin (10)	545	2,934	5.4	25	244.5
Purdue (12)	515	2,583	5.0	36	234.8
Indiana (17)	502	2,448	4.9	25	222.6
Iowa (18)	474	2,431	5.1	26	221.0
Michigan (22)	505	2,460	4.9	22	205.0
Michigan State	523	2,102	4.0	20	191.1
Ohio State	569	2,409	4.2	21	185.3
Northwestern	482	1,792	3.7	14	162.9
Minnesota	399	1,784	4.5	12	162.2
Illinois	458	1,568	3.4	15	130.7

Passing Offense

Teams	Att	Cmp	Pct.	Yards	/Game
Penn State (12)	330	214	.648	3,164	263.7
Illinois (18)	400	237	.593	2,990	249.2
Minnesota (24)	404	217	.537	2,691	244.6
Michigan	296	188	.635	2,528	210.7
Ohio State	333	181	.544	2,469	189.9
Michigan State	241	146	.606	2,047	186.1
Iowa	264	142	.538	2,045	185.9
Wisconsin	306	180	.588	2,149	179.1
Purdue	235	129	.549	1,862	169.3
Northwestern	256	125	.488	1,721	156.5
Indiana	298	141	.473	1,653	150.3

Scoring Offense

Teams	TD	PAT	FG	Pts	/Game
Penn State (1)	76	72	11	564	47.0
Purdue (22)	45	43	6	336	30.6
Wisconsin	46	42	12	357	29.8
Iowa	45	36	4	319	29.0
Michigan	37	31	25	330	27.5
Indiana	40	34	6	294	26.7
Ohio State	42	35	14	336	25.9
Illinois	39	35	13	309	25.8
Michigan State	34	32	14	280	25.5
Minnesota	29	27	17	256	23.3
Northwestern	25	21	13	210	19.1

Total Defense

Teams	Play	Yards	Avg	TD	/Game
Illinois (9)	764	3,408	4.5	18	284.1
Ohio State (15)	897	4,132	4.6	25	317.8
Wisconsin	838	4,210	5.0	30	350.8
Michigan	774	4,344	5.6	33	362.0
Iowa	768	4,192	5.5	41	381.1
Indiana	732	4,296	5.9	38	390.6
Penn State	924	4,713	5.1	33	392.8
Michigan State	767	4,429	5.8	33	402.6
Minnesota	764	4,439	5.8	46	403.6
Northwestern	755	4,590	6.1	48	417.3
Purdue	800	5,184	6.5	42	471.3

Rushing Defense

Teams	Att	Yards	Avg	TD	/Game
Illinois (24)	449	1,460	3.3	8	121.7
Michigan	442	1,490	3.4	10	124.2
Ohio State (23)	519	1,700	3.3	13	130.8
Wisconsin	475	1,659	3.5	14	138.3
Penn State	492	1,701	3.5	11	141.8
Minnesota	447	1,959	4.4	24	178.1
Indiana	443	2,164	4.9	21	196.7
Northwestern	477	2,219	4.7	29	201.7
Iowa	519	2,415	4.7	28	219.6
Purdue	505	2,787	5.5	23	253.4
Michigan State	509	2,825	5.6	24	256.8

Passing Defense

Teams	Att	Cmp	Pct.	Yards	Effic.
Michigan State (15)	257	131	.510	1,604	101.5
Illinois	315	170	.540	1,949	104.2
Ohio State	378	211	.558	2,432	111.5
Wisconsin	363	196	.540	2,551	117.8
Iowa	249	130	.522	1,777	120.6
Penn State	432	253	.586	3,012	126.4
Indiana	275	177	.644	2,132	134.7
Minnesota	317	179	.565	2,480	135.0
Michigan	389	234	.602	2,854	137.2
Purdue	298	186	.631	2,397	147.4
Northwestern	278	169	.608	2,371	148.3

Scoring Defense

Teams	TD	PAT	FG	Pts	/Game
Illinois (5)	18	17	10	156	13.0
Ohio State (10)	25	22	13	211	16.2
Wisconsin	30	25	11	238	19.8
Penn State	33	27	8	252	21.0
Michigan	33	29	12	268	22.3
Michigan State	33	30	13	267	24.3
Indiana	38	31	8	285	25.9
Iowa	41	34	14	324	29.5
Purdue	42	39	17	346	31.5
Minnesota	46	43	9	348	31.6
Northwestern	48	46	5	352	32.0

(#) indicates NCAA ranking at end of regular season

UW 56, E. Michigan 0

Eagles	0	0	0	0	—	0
Badgers	14	21	14	7	—	56

MADISON — The Badgers had a 327-yard advantage in the rushing game and posted their first shutout in 114 contests in a 56-0 win over Eastern Michigan. The margin of victory equalled the school record set in 1962 against New Mexico State (69-13). Wisconsin rushed for a school-record seven touchdowns, including three each by Brent Moss and Terrell Fletcher. EMU had three times as many yards in kickoff returns (101) as net yards rushing (33). Wisconsin's defensive troops created five turnovers and got three tackles for loss from NG Jason Maniecki. Eastern Michigan managed just three-plays-and-a-punt five times.

W — Moss 4 run (Schnetzky kick), 13:11
 W — Dawkins 11 pass from Bevell (Schnetzky kick), 0:14
 W — Moss 2 run (Schnetzky kick), 9:02
 W — Fletcher 1 run (Schnetzky kick), 5:23
 W — Fletcher 7 run (Schnetzky kick), 1:07
 W — Moss 1 run (Schnetzky kick), 3:02
 W — Fletcher 2 run (Schnetzky kick), 2:10
 W — Roberson 3 run (Schnetzky kick), 12:05

Team stats	EMU	UW
First downs	18	27
Rushing yards	35-33	51-360
Passes	26-45-2	13-20-0
Passing yards	281	169
Total offense	80-314	71-529
Punts-avg	5-34.4	3-46.3
Fumbles-lost	4-3	2-2
Penalties-yards	4-33	7-65
Possession time	32:20	27:40

Individual leaders

Rushing — EMU: Whitfield 12-28; UW: Moss 18-129, Fletcher 11-100, Roberson 11-64
 Passing — EMU: Armour 20-34-2-205; UW: Bevell 10-17-0-126
 Receiving — EMU: Clay 7-105, Pryor 8-75; UW: Dawkins 5-50

Colorado 55, UW 17

Badgers	3	7	7	0	—	17
Buffaloes	10	17	21	7	—	55

BOULDER — Wisconsin surrendered 13 first-half points off turnovers, and No. 7 Colorado turned that into a 55-17 win in a battle of Top 10-ranked squads. The Badgers, despite a five-minute advantage in time of possession, more first downs (22-20) and a 93-yard advantage in the rushing game (264-171), lost by 38 points. Colorado QB Kordell Stewart averaged 31 yards on his eight pass completions, but the UW held Heisman Trophy winner Rashaan Salaam to his lowest output (85 yards) of the year. Brent Moss was the Badgers' ESPN Player of the Game with 118 yards rushing. UW had a minus 4 turnover margin.

C — Salaam 1 run (Voskeritchian kick), 9:43
 C — Voskeritchian 48 FG, 5:45
 W — Hall 51 FG, 1:13
 C — Salaam 3 run (Voskeritchian kick), 12:36
 C — Voskeritchian 35 FG, 7:01
 W — Roan 3 pass from Bevell (Schnetzky kick), 2:22
 C — Westbrook 32 pass from Stewart (Voskeritchian kick), 0:57
 W — Roan 11 pass from Bevell (Schnetzky kick), 10:32
 C — Salaam 2 run (Voskeritchian kick), 7:51
 C — Salaam 4 run (Voskeritchian kick), 1:37
 C — Carruth 67 pass from Stewart (Voskeritchian kick), 0:35
 C — Fauria 5 pass from Detmer (Voskeritchian kick), 8:24

Team stats	UW	CU
First downs	22	20
Rushing yards	46-264	45-171
Passes	14-31-4	10-18-0
Passing yards	146	277
Total offense	77-410	63-448
Punts-avg	3-43.3	3-39.3
Fumbles-lost	3-0	0-0
Penalties-yards	8-61	6-25
Possession time	32:33	27:27

Individual leaders

Rushing — W: Moss 21-118, Fletcher 15-82; C: Salaam 26-85, Stewart 10-52
 Passing — W: Bevell 13-27-4-122; C: Stewart 8-15-0-249
 Receiving — W: Roan 5-46; C: Westbrook 3-84; Carruth 2-81, Salaam 2-69

UW 62, Indiana 13

Hoosiers	0	0	0	13	—	13
Badgers	21	20	14	7	—	62

MADISON — Wisconsin scored on its first six possessions and coasted to a 62-13 win over Indiana. The Badgers' 41-point first-half broke a UW mark for points in a half. Wisconsin's defense limited the NCAA's second-best rushing offense to 113 yards, and the Badgers set a school record with 632 yards of total offense. The Hoosiers gained 31 total yards in the opening half and didn't make a first down until their seventh possession. During one stretch, the Badgers scored on three consecutive plays (catches by Michael Roan and Tony Simmons and a Terrell Fletcher run).

W — Moss 1 run (Schnetzky kick), 8:41
 W — Roan 3 pass from Bevell (Schnetzky kick), 2:47
 W — T. Simmons 38 pass from Bevell (Schnetzky kick), 0:09
 W — Fletcher 56 run (kick failed), 14:40
 W — Moss 5 run (Schnetzky kick), 6:54
 W — Roan 5 pass from Bevell (Schnetzky kick), 3:24
 W — Fletcher 1 run (Schnetzky kick), 5:13
 W — T. Simmons 46 pass from Macias (Schnetzky kick), 2:46
 I — Smith 1 run (kick failed), 13:02
 W — Roberson 1 run (Schnetzky kick), 6:50
 I — Baety 30 pass from Dittoe (Manolopoulos kick), 2:57

Team stats	IU	UW
First downs	11	27
Rushing yards	32-113	55-372
Passes	10-25-0	15-20-0
Passing yards	99	260
Total offense	57-212	75-632
Punts-avg	10-43.6	2-41.5
Fumbles-lost	1-0	0-0
Penalties-yards	6-28	6-60
Possession time	26:12	33:48

Individual leaders

Rushing — I: Smith 15-65; W: Fletcher 10-146, Moss 25-110, Roberson 13-53
 Passing — I: Paci 6-19-0-50, Dittoe 4-6-0-49; W: Bevell 13-17-0-184
 Receiving — I: Baety 5-82; W: T. Simmons 3-114, Fletcher 3-38

Michigan State 29, UW 10

Badgers	3	7	0	0	—	10
Spartans	7	9	0	13	—	29

EAST LANSING — Wisconsin suffered four turnovers and surrendered 420 total yards in a 29-10 loss at Michigan State. Brent Moss rushed for a season-best 173 yards, but the Spartans' opportunistic defense stopped a pair of Badger drives inside the MSU 25-yard line with turnovers. Three-year starting QB Darrell Bevell suffered a shoulder separation in the first half, and Wisconsin's passing game netted just 71 yards. The Spartans' 259 yards rushing were the most Wisconsin had allowed in 19 games. Eric Unverzagt was credited with a career-best 19 tackles, the most at the UW since '91, and two passes defended.

W — Schnetzky 25 FG, 4:21
 MSU — Goulbourne 5 run (Gardner kick), 4:35
 MSU — Gardner 37 FG, 1:53
 MSU — Gardner 28 FG, 3:34
 W — Moss 4 run (Schnetzky kick), 3:24
 MSU — Gardner 19 FG, 2:30
 MSU — Goulbourne 1 run (run failed), 8:44
 MSU — Renaud 41 run (Gardner kick), 3:06

Team stats	UW	MSU
First downs	18	19
Rushing yards	41-226	60-259
Passes	14-24-2	10-14-0
Passing yards	71	161
Total offense	65-297	74-420
Punts-avg	3-43.0	4-35.5
Fumbles-lost	2-2	1-1
Penalties-yards	3-20	5-35
Possession time	24:48	35:12

Individual leaders

Rushing — W: Moss 27-173, Fletcher 12-58; MSU: Goulbourne 26-115, Renaud 10-79
 Passing — W: Macias 10-17-2-68, Bevell 4-7-0-3; MSU: Banks 10-13-0-161
 Receiving — W: Dawkins 5-25; MSU: Coleman 2-49, Goulbourne 1-42

UW 46, Northwestern 14

Badgers	10	0	14	22	—	46
Wildcats	0	14	0	0	—	14

EVANSTON — Wisconsin overcame a halftime deficit for the first time in 16 games by outscoring Northwestern 36-0 in the second half on the way to a 46-14 victory at Evanston. Terrell Fletcher (186 yards) and Brent Moss (145) keyed a 394-yard rushing attack. The Badgers' defense limited the Wildcats to zero points, 57 total yards and three first downs in the second half. Northwestern ran just four plays on each of its opening five series of the second half. The sixth series was a one-play effort that resulted in a UW safety. John Hall was a special weapon on kickoffs pinning NU to an average starting field position of the 12-yard line in the second half.

W — Hall 42 FG, 10:08
 W — Fletcher 3 run (Schnetzky kick), 0:44
 N — Morris 28 pass from Hughes (Valenzisi kick), 12:06
 N — Drexler 27 pass from Hughes (Valenzisi kick), 4:56
 W — Moss 18 run (Schnetzky kick), 8:40
 W — Fletcher 2 run (Schnetzky kick), 5:03
 W — Fletcher 35 run (kick failed), 14:51
 W — Burns 9 run (Schnetzky kick), 10:53
 W — T. Simmons 61 pass from Macias (Schnetzky kick), 10:15
 W — Safety, Lundy tackled in end zone, 9:58

Team stats	UW	NU
First downs	24	12
Rushing yards	58-394	36-121
Passes	7-17-0	8-25-1
Passing yards	99	167
Total offense	75-493	61-288
Punts-avg	7-38.3	9-38.4
Fumbles-lost	4-2	2-1
Penalties-yards	5-37	6-24
Possession time	33:42	26:18

Individual leaders

Rushing — W: Fletcher 26-186, Moss 19-145; N: Lundy 24-87
 Passing — W: Macias 7-17-0-99; N: Hughes 7-21-0-146
 Receiving — W: T. Simmons 1-61; N: Morris 3-87

UW 27, Purdue 27

Boilers	14	0	10	3	—	27
Badgers	7	3	7	10	—	27

MADISON — A 53-yard field goal attempt by John Hall in the final seconds missed by a few feet as the Badgers settled for a 27-27 tie with Purdue. Terrell Fletcher (141 yards rushing) and Jason Burns (101) keyed the offense, which also got 300 yards passing. Wisconsin owned a 27-24 lead and was on Purdue's 17-yard line when Burns' fumble with 1:54 left was returned 47 yards to set up a game-tying FG. Darrell Bevell completed four passes on a last-ditch drive to set up Hall's final attempt. The wild fourth quarter included a TD, a blocked FG, a made FG, the missed game-winning FGA and a fourth-down stand by the Badger defense.

P — Alstott 3 run (Bobich kick), 9:41
 W — Fletcher 2 run (Schnetzky kick), 6:02
 P — Hagins 1 run (Bobich kick), 0:14
 W — Hall 37 FG, 2:13
 W — T. Simmons 63 pass from Macias (Schnetzky kick), 14:10
 P — Bobich 37 FG, 9:34
 P — Thornton 80 pass from Trefzger (Bobich kick), 7:21
 W — Hall 46 FG, 13:27
 W — Burns 4 run (Schnetzky kick), 9:49
 P — Bobich 32 FG, 0:47

Team stats	PU	UW
First downs	22	24
Rushing yards	46-162	44-254
Passes	14-28-2	25-38-2
Passing yards	258	300
Total offense	74-420	82-554
Punts-avg	4-41.3	1-55.0
Fumbles-lost	0-0	2-2
Penalties-yards	6-51	7-57
Possession time	30:44	29:16

Individual leaders

Rushing — P: Alstott 23-83, Rogers 16-62; W: Fletcher 19-141, Burns 22-101
 Passing — P: Trefzger 14-27-1-258; W: Macias 13-20-2-215, Bevell 12-18-0-85
 Receiving — P: Thornton 6-164, Alstott 4-48; W: T. Simmons 3-75, Huntley 3-63

Minnesota 17, UW 14

Gophers	3	0	7	7	—	17
Badgers	0	7	0	7	—	14

MADISON — Wisconsin's running game was held 190 yards below its season average, and Minnesota drove 80 yards in 17 seconds for the winning score as the Golden Gophers pulled off a 17-14 upset on homecoming. It was the UW's first home loss in 10 games. The Badgers limited Minnesota to only 96 yards on the ground, but lost for just the second time (7-2) under Coach Barry Alvarez when holding the opponent under the century mark for rushing. The Badgers rushed for 129 yards, their lowest figure since the '92 finale. Terrell Fletcher gained 101 yards, extending Wisconsin's streak of games with a 100-yard rusher to 19 straight.

M — Chalberg 39 FG, 8:07
 W — T. Simmons 34 pass from Bevell (Schnetzky kick), 13:43
 M — Osterman 18 pass from Schade (Chalberg kick), 4:55
 W — Johnson 4 pass from Bevell (Schnetzky kick), 10:35
 M — Atwell 32 pass from Schade (Chalberg kick), 4:10

Team stats	UM	UW
First downs	17	25
Rushing yards	36-96	39-121
Passes	17-29-1	18-31-2
Passing yards	210	249
Total offense	65-306	70-370
Punts-avg	8-41.0	6-40.5
Fumbles-lost	1-1	2-0
Penalties-yards	9-105	8-50
Possession time	29:29	30:31

Individual leaders

Rushing — M: Darkins 25-82; W: Fletcher 28-101
 Passing — M: Schade 17-29-1-210; W: Bevell 18-31-2-249
 Receiving — M: Atwell 3-83, Osterman 7-82; W: Jackson 4-64, T. Simmons 3-59

UW 31, Michigan 19

Badgers	3	14	7	7	—	31
Wolverines	6	7	6	0	—	19

ANN ARBOR — Wisconsin used a plus-4 turnover margin to upset Michigan 31-19 in the Badgers' first victory at Ann Arbor since 1962. Wisconsin, which had a minus-9 turnover margin in the previous six weeks, played its second error-free game of the season and recorded a Big Ten season-high four turnovers. Darrell Bevell (three TD passes) led a balanced UW attack that featured a pair of touchdown receptions by Tony Simmons. Eric Unverzagt was the Big Ten's Defensive Player of the Week with two interceptions, a QB sack and eight tackles. The crowd of 106,209 was the largest gathering ever to watch a UW football game.

W — Schnetzky 22 FG, 3:59
 M — S. Smith 100 kickoff return (kick failed), 3:45
 W — T. Simmons 13 pass from Bevell (Schnetzky kick), 14:14
 M — Wheatley 24 run (Hamilton kick), 8:47
 W — Dawkins 2 pass from Bevell (Schnetzky kick), 0:24
 W — T. Simmons 31 pass from Bevell (Schnetzky kick), 5:35
 M — Riemersma 3 pass from Collins (pass failed), 1:04
 W — Moss 3 run (Schnetzky kick), 9:07

Team stats	UW	UM
First downs	19	20
Rushing yards	42-142	35-155
Passes	18-26-0	15-28-3
Passing yards	161	180
Total offense	68-303	63-335
Punts-avg	6-40.2	4-38.0
Fumbles-lost	0-0	1-1
Penalties-yards	4-43	6-59
Possession time	33:34	26:26

Individual leaders

Rushing — W: Moss 26-106; M: Wheatley 20-132
 Passing — W: Bevell 18-26-0-161; M: Collins 14-25-2-172
 Receiving — W: T. Simmons 2-44, Johnson 6-32; M: Riemersma 8-79

Ohio State 24, UW 3

Badgers	0	3	0	0	—	3
Buckeyes	3	7	7	7	—	24

COLUMBUS — Ohio State's defense held Wisconsin to its lowest total offensive output in 35 games and posted a 24-3 decision at Columbus. The Badgers trailed just 10-3 at halftime, despite being outgained 242-72. Four second-half turnovers halted any comeback opportunities. Wisconsin, which entered the game ranked second in the Big Ten in rushing, managed just 49 yards. It was the Badgers' lowest total since '91. Brent Moss gained 52 yards, but had his string of 17 consecutive 100-yard rushing games snapped. UW, which had a minus-3 turnover margin, fell to 0-3-1 in games it had more turnovers than the opponent.

OSU — Jackson 25 FG, 2:32
 W — Hall 46 FG, 14:08
 OSU — Sanders 78 pass from Hoying (Jackson kick), 7:37
 OSU — Sanders 15 pass from Hoying (Jackson kick), 11:17
 OSU — George 1 run (Jackson kick), 12:39

Team stats	UW	OSU
First downs	14	19
Rushing yards	32-49	46-204
Passes	15-32-4	14-28-1
Passing yards	154	207
Total offense	64-203	74-411
Punts-avg	7-42.1	5-48.0
Fumbles-lost	1-0	0-0
Penalties-yards	5-43	7-91
Possession time	26:47	33:13

Individual leaders

Rushing — W: Moss 20-52; OSU: George 22-104, Pearson 12-57
 Passing — W: Macias 6-11-1-80, Bevell 9-21-3-74; OSU: Hoying 14-28-1-207
 Receiving — W: Jackson 3-45, Nyquist 3-42; OSU: Sanders 4-107

UW 38, Cincinnati 7

Bearcats	0	0	0	7	—	7
Badgers	10	14	7	7	—	38

MADISON — Wisconsin scored on four of its opening five possessions in defeating Cincinnati 38-7 in its first November non-conference game in 42 years. Terrell Fletcher gained 201 all-purpose yards (165 rushing), and Darrell Bevell tossed three TD passes in the Badgers' most productive offensive effort in a month. Wisconsin lost its shutout bid with 0:27 left in the game. Mike Thompson led the defense with 10 stops, two for losses, and a fumble caused. Bevell became the school's career passing leader, and Fletcher became the ninth runner in UW history to gain more than 1,000 yards in a season.

- W — Johnson 4 pass from Bevell (Schnetzky kick), 9:26
- W — Schnetzky 27 FG, 1:38
- W — Fletcher 47 run (Schnetzky kick), 8:54
- W — Fletcher 3 pass from Bevell (Schnetzky kick), 6:36
- W — T. Simmons 32 pass from Bevell (Schnetzky kick), 0:09
- W — Burns 17 run (Schnetzky kick), 9:51
- C — Tate 7 pass from Petrus (Dallen kick), 0:27

Team stats	UC	UW
First downs	17	23
Rushing yards	41-144	42-284
Passes	18-32-1	15-22-0
Passing yards	139	166
Total offense	73-283	64-450
Punts-avg	5-28.2	3-36.3
Fumbles-lost	2-2	2-1
Penalties-yards	4-43	8-76
Possession time	32:31	27:29

Individual leaders

Rushing — C: Smith 13-66; W: Fletcher 21-165, Roberson 14-77
 Passing — C: Vibberts 10-21-1-75, Petrus 8-11-0-64; W: Bevell 15-22-0-166
 Receiving — C: Tate 7-53; W: T. Simmons 3-51, Johnson 5-47

UW 19, Illinois 13

Illini	0	0	7	6	—	13
Badgers	0	3	7	9	—	19

MADISON — Terrell Fletcher rushed for a career-high 192 yards on 41 carries (second in UW history) as the Badgers wrapped up a berth in the Hall of Fame Bowl with a 19-13 win over Illinois. Fletcher also became the first Wisconsin player to gain more than 4,000 career all-purpose yards. The UW defense held Illinois to just seven points prior to a controversial TD pass with 0:03 left. Darrell Bevell (213 yards passing) guided Wisconsin's offense, which gained 396 total yards. Illinois entered the game allowing just 274 yards per game. The Hall of Fame Bowl invite was the Badgers' second consecutive January postseason game.

- W — Schnetzky 25 FG, 0:00
- I — Dilger 4 pass from Johnson (Richardson kick), 7:59
- W — Dawkins 13 pass from Bevell (Schnetzky kick), 3:36
- W — Johnson 8 pass from Bevell (kick failed), 13:38
- W — Schnetzky 23 FG, 11:23
- I — Dulick 4 pass from Johnson (pass failed), 0:03

Team stats	UI	UW
First downs	23	20
Rushing yards	34-116	47-183
Passes	26-45-1	16-25-0
Passing yards	258	213
Total offense	79-374	72-396
Punts-avg	7-39.6	7-39.3
Fumbles-lost	4-2	2-0
Penalties-yards	5-35	2-10
Possession time	32:04	27:56

Individual leaders

Rushing — I: Douthard 25-91; W: Fletcher 41-192
 Passing — I: Johnson 26-43-1-258; W: Bevell 16-25-0-213
 Receiving — I: Strong 6-74, Dulick 8-66; W: T. Simmons 6-132

UW 34, Duke 20

Blue Devils	0	10	3	7	—	20
Badgers	13	0	7	14	—	34

TAMPA — Wisconsin got a Hall of Fame Bowl rushing record from Terrell Fletcher, and the defense intercepted four passes in a 34-20 victory over Duke. It was the Badgers' second straight January bowl victory. Fletcher gained 241 yards on 39 carries as Wisconsin boasted a 200-yard advantage in the rushing game. Jeff Messenger tied the school's career interception record in the first period with a 19-yard TD return. Duke had closed within 27-20 early in the fourth quarter before Fletcher's 49-yard run with 1:59 left sealed the verdict. Bowl officials estimated that the Badgers had more than 35,000 fans in attendance.

- W — Messenger 19 interception return (Schnetzky kick), 9:04
- W — Hall 48 FG, 3:59
- W — Hall 43 FG, 0:04
- D — Baldwin 7 run (Cochran kick), 8:31
- D — Cochran 30 FG, 0:05
- D — Cochran 30 FG, 8:30
- W — Fletcher 1 run (kick failed), 4:05
- W — Burns 11 pass from Bevell (Bevell pass), 7:08
- D — Baldwin 2 run (Cochran kick), 4:10
- W — Fletcher 49 run (Schnetzky kick), 1:59

Team stats	DU	UW
First downs	23	19
Rushing yards	29-85	48-285
Passes	28-46-4	11-20-1
Passing yards	314	161
Total offense	75-399	68-446
Punts-avg	4-42.5	1-38.0
Fumbles-lost	0-0	2-2
Penalties-yards	5-40	12-86
Possession time	29:14	30:46

Individual leaders

Rushing — D: Baldwin 21-70; W: Fletcher 39-241, Burns 6-45
 Passing — D: Fischer 28-46-4-314; W: Bevell 11-20-1-161
 Receiving — D: Khayat 11-109, Jensen 6-97; W: Simmons 1-52

Honors & Awards

Academic All-District V

Bryan Jurewicz
Jason Maniecki

Academic All-Big Ten

Chad Cascadden
Bryan Jurewicz
Jason Maniecki
Matt Nyquist
Joe Rudolph
Sam Veit

All-Big Ten (media)

Jeff Messenger, 1st team
Cory Raymer, 1st team
Joe Rudolph, 1st team
Mike Thompson, 1st team
Mike Verstegen, 1st team
Jason Maniecki, 2nd team
Terrell Fletcher, honorable mention
Kenny Gales, honorable mention
John Hall, honorable mention
Michael Roan, honorable mention
Tarek Saleh, honorable mention
Eric Unverzagt, honorable mention
Sam Veit, honorable mention

All-Big Ten (coaches)

Jeff Messenger, 1st team
Cory Raymer, 1st team
Joe Rudolph, 2nd team
Mike Thompson, 2nd team
Eric Unverzagt, 2nd team
Mike Verstegen, 2nd team
Terrell Fletcher, honorable mention
Kenny Gales, honorable mention
Chris Hein, honorable mention
Jason Maniecki, honorable mention
Sam Veit, honorable mention

AP All-American

Cory Raymer, 1st team

UPI All-American

Cory Raymer, 1st team
Jeff Messenger, honorable mention

AFCA All-American

Cory Raymer, 1st team

Walter Camp All-American

Cory Raymer, 1st team

Football News All-American

Cory Raymer, 1st team
Jeff Messenger, honorable mention

College Sports All-American

Cory Raymer, 1st team

Big Ten Offensive P.O.W.

Terrell Fletcher vs. Indiana

Big Ten Defensive P.O.W.

Eric Unverzagt vs. Michigan
Jeff Messenger vs. Illinois

Big Ten Special Teams P.O.W.

John Hall vs. Indiana

ABC Player of the Game

Jason Maniecki vs. Ohio State
Terrell Fletcher vs. Illinois

ESPN Player of the Game

Brent Moss vs. Colorado
Terrell Fletcher vs. Indiana
Brent Moss vs. Michigan State
Tony Simmons vs. Michigan
Terrell Fletcher vs. Duke

Hall of Fame Bowl MVP

Terrell Fletcher vs. Duke

Hula Bowl


Jeff Messenger
Cory Raymer
Michael Roan
Mike Thompson

Senior Bowl

Kenny Gales
Terrell Fletcher
Mike Verstegen

East-West Shrine Game

Mike Thompson
Cory Raymer
Joe Rudolph




Offensive linemen Cory Raymer, Mike Verstegen and Joe Rudolph all made first-team all-Big Ten by the league's media in 1994.



Honors

**Darrell Bevell was the Big Ten's first-team
all-conference quarterback in 1993.**

1896 Big Ten Champs



Season Summary

After opening the season with seven victories, the Badgers tied Northwestern 6-6 and lost to the Carlisle Indians. Despite the late-season swoon, the Badgers claimed the inaugural Western Conference football championship. The Badgers' tough defense registered shutouts in six of its seven victories. The season-ending loss to the Carlisle Indians was the first night game in school history. It was contested indoors at the Chicago Coliseum.

1897 Big Ten Champs



Season Summary

Wisconsin won its second straight conference title and registered eight shutouts on the way to a 9-1 overall mark. The only loss was a 6-0 decision to the UW Alumni. Victories over Minnesota, Chicago and Northwestern propelled the Badgers to the Western Conference title. Australian kicker Pat O'Dea, the famed "Kangaroo Kicker," booted 14 field goals to lead the club. It was the second of three league titles for Coach Phil King, who posted a 65-11-1 career record at Wisconsin.

1901 Big Ten Champs

Season Summary


Coach Phil King's Badgers won nine straight games to become the first undefeated team in school history. Using a potent offense and stingy defense, Wisconsin defeated every opponent by at least three TDs and recorded eight shutouts to claim a piece of the Big Ten title. The Badgers outscored the opposition 317-5, the largest differential in UW history. Wisconsin's slate included two wins over high school teams and just two conference wins (Minnesota and Chicago).



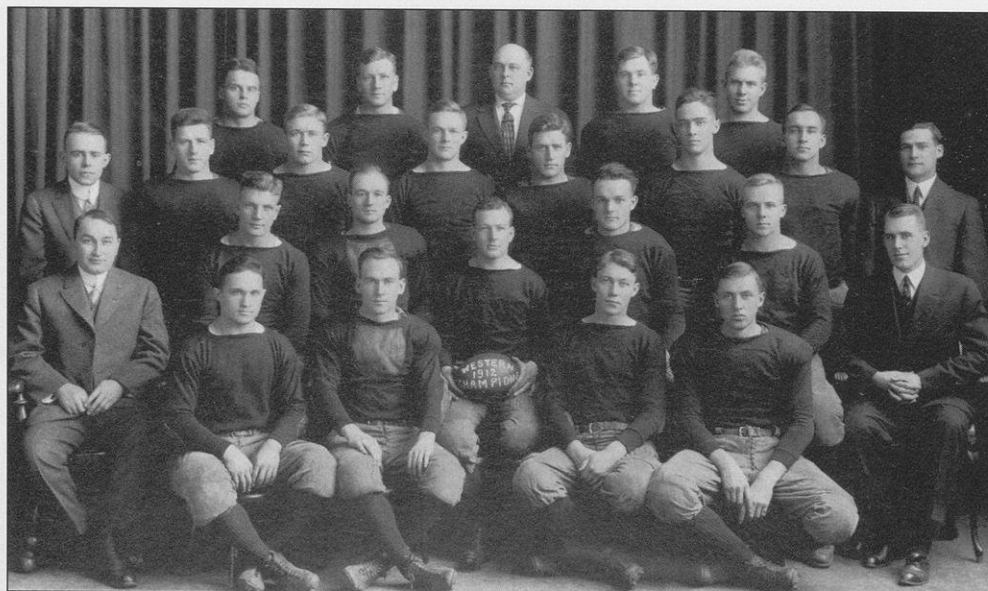
1906 Big Ten Champs

Season Summary

Although traditional league powers Minnesota, Michigan and Chicago were missing from the schedule due to a faculty reform movement that limited the number of games, Wisconsin claimed a share of the conference championship with the Gophers. Center Ewald Stiehm, Wisconsin's first all-league performer, helped the Badgers to a 5-0 slate. Coach C.P. Hutchins' team posted Western Conference wins over Iowa, Illinois and Purdue by a combined score of 63-15.




1912 Big Ten Champs



Season Summary

The Badgers culminated their third undefeated (7-0) season with a 28-10 win at Iowa. Coach William Juneau's squad was the last Badger team to post a perfect record. A 30-12 homecoming win over league runner-up Chicago propelled the UW to its fifth conference title. Led by consensus all-America tackle Robert "Butts" Butler, the Badgers placed a school-record nine players on the all-Western Conference team. Wisconsin registered four shutouts and allowed just 29 points the entire season.

1952 Big Ten Champs




Season Summary

Following a 20-6 win over Illinois in the second game of the season, Wisconsin sat atop the polls as the nation's No. 1 team. It is the only time in school history that the Badgers were rated first. Wisconsin lost the following week, but went on to a 6-3-1 record and the school's first Rose Bowl appearance. After losing to USC 7-0 in Pasadena, the Badgers ended the season ranked 10th by UPI and 11th by AP. Led by all-Americans Don Voss and Dave Suminski, Wisconsin brought a share of the Big Ten title to Madison for the first time in 41 years.

1959 Big Ten Champs

Season Summary


Needing a victory in the regular-season finale to clinch a league title, Wisconsin recovered from an early deficit and beat Minnesota 11-7. It was the Badgers' first undisputed title since 1912. At the Rose Bowl, Washington scored 17 points in the first quarter on the way to a 44-8 win. All-Big Ten QB Dale Hackbart, who led the team in rushing and scoring, all-America tackle Dan Lanphear and all-Big Ten guard Jerry Stalcup were stars on a club that finished the season ranked sixth by AP and UPI.




1962 Big Ten Champs

Season Summary

Opening the season with a 69-13 rout of New Mexico State at Camp Randall Stadium, the Badgers rolled to an 8-1 record and the Big Ten title. Although USC defeated Wisconsin 42-37 in perhaps the most exciting Rose Bowl ever, the Badgers finished the storybook campaign ranked second in both the AP and UPI polls. End Pat Richter was a consensus all-America choice after catching 49 passes for 694 yards. QB Ron Vander Kelen set a Rose Bowl record with 401 yards passing as the UW scored 23 straight points in a fourth quarter rally.



1993 Big Ten Champs



Season Summary

The 1993 Badgers established a new standard of excellence, shattering school records and earning numerous honors. After claiming Wisconsin's first Big Ten title in 31 years (a co-championship with Ohio State), the Badgers defeated UCLA 21-16 in the Rose Bowl. The 10-1-1 club became the winningest in school history and boasted eight first-team all-Big Ten players, including Big Ten and Rose Bowl Most Valuable Player Brent Moss. Wisconsin ended the season ranked 5th and 6th by the coaches and media, respectively.

All-Time Big Ten Standings (based upon wins)

School	Won	Lost	Tied	Pct.	Years	Games	Member since
Michigan	380	143	18	.719	89	541	1896
Ohio State	360	139	24	.711	82	523	1913
Illinois	291	291	30	.500	99	612	1896
Minnesota	282	271	28	.509	99	581	1896
Wisconsin	251	308	40	.452	99	599	1896
Purdue	249	289	30	.465	99	568	1896
Iowa	221	290	25	.436	95	536	1900
Northwestern	189	390	21	.333	97	600	1896
Michigan State	174	128	8	.574	42	310	1953
Indiana	167	348	24	.332	93	539	1900
Chicago	120	99	14	.545	45	233	1896
Penn State	14	2	0	.875	2	16	1993

Big Ten Football Championships Won

37	Michigan	1898-01-02-03-04-06-18-22-23-25-26-30-31-32-33-43-47-48-49-50-64-69-71-72-73-74-76-77-78-80-82-86-88-89-90-91-92
26	Ohio State	1916-17-20-35-39-42-44-49-54-55-57-61-68-69-70-72-73-74-75-76-77-79-81-84-86-93
18	Minnesota	1900-03-04-06-09-10-11-15-27-33-34-35-37-38-40-41-60-67
14	Illinois	1910-14-15-18-19-23-27-28-46-51-53-63-83-90
9	Wisconsin	1896-97-01-06-12-52-59-62-93
9	Iowa	1900-21-22-56-58-60-81-85-90
7	Purdue	1918-29-31-32-43-52-67
7	Chicago	1899-05-07-08-13-22-24
6	Michigan State	1953-65-66-78-87-90
5	Northwestern	1903-26-30-31-36
2	Indiana	1945-67
1	Penn State	1994

Bowl Records

Individual

Rushing Attempts

39, Terrell Fletcher, 1995 Hall of Fame

Rushing Yardage

241, Terrell Fletcher, 1995 Hall of Fame

Rushing Average (min. 10 att.)

7.0, Joe Armentrout, 1984 Hall of Fame

Touchdowns Rushing

2, Brent Moss, 1994 Rose
2, Terrell Fletcher, 1995 Hall of Fame

Long Rush

54, Alan Ameche, 1953 Rose

Pass Attempts

48, Ron Vander Kelen, 1963 Rose

Pass Completions

33, Ron Vander Kelen, 1963 Rose

Passing Yardage

401, Ron Vander Kelen, 1963 Rose

Touchdowns Passing

2, three times

Longest Pass

87, Randy Wright, 1982 Independence

Receptions

11, Pat Richter, 1963 Rose

Receiving Yardage

163, Pat Richter, 1963 Rose

Touchdown Receptions

1, eight times

Longest Reception

87, Tim Stracka, 1982 Independence

Total Plays

57, Ron Vander Kelen, 1963 Rose

Total Offense

406, Ron Vander Kelen, 1963 Rose

Points

13, Todd Gregoire, 1984 Hall of Fame

Touchdowns

2, Brent Moss, 1994 Rose
2, Terrell Fletcher, 1995 Hall of Fame

Extra Points

5, Gary Kroner, 1963 Rose

Field Goals

4, Todd Gregoire, 1984 Hall of Fame

Longest Field Goal

48, John Hall, 1995 Hall of Fame

Punt Returns

3, Thad McFadden, 1981 Garden State
3, Keith Jackson, 1995 Hall of Fame

Punt Return Yardage

75, Thad McFadden, 1984 Hall of Fame

Longest Punt Return

67, Thad McFadden, 1984 Hall of Fame

Kickoff Returns

5, Michael Jones, 1984 Hall of Fame

Kickoff Return Yardage

100, Michael Jones, 1984 Hall of Fame

Longest Kickoff Return

44, Thad McFadden, 1981 Garden State

Punting Average

42.3, Dale Hackbart, 1960 Rose

Longest Punt

61, George Winslow, 1982 Independence

Interceptions

1, nine times

Interception Yardage

19, Jeff Messenger, 1995 Hall of Fame

Longest Interception Return

19, Jeff Messenger, 1995 Hall of Fame

Team

Points

37, 1963 Rose vs. Southern Cal

First Downs

32, 1963 Rose vs. Southern Cal

Rushing Attempts

52, 1953 Rose vs. Southern Cal

Rushing Yardage

285, 1995 Hall of Fame vs. Duke

Rushing Average

5.94, 1995 Hall of Fame vs. Duke

Pass Attempts

49, 1963 Rose vs. Southern Cal

Pass Completions

34, 1963 Rose vs. Southern Cal

Completion Percentage

69.4, 1963 Rose vs. Southern Cal

Passing Yardage

419, 1963 Rose vs. Southern Cal

Total Plays

78, 1953 Rose vs. Southern Cal

Total Offense

486, 1963 Rose vs. Southern Cal

1953 Rose Bowl

USC 7, Wisconsin 0

PASADENA, Calif. — Southern Cal scored the game's only points on a 22-yard touchdown pass from Rudy Bukich to Al Carmichael in the Trojans' 7-0 win over Wisconsin in the Rose Bowl. It was the Badgers' first postseason appearance.

The Badgers dominated the game from a statistical standpoint, outgaining USC by 120 yards. Led by tailback Alan Ameche's 133 yards, Wisconsin had a 211-48 advantage on the ground. However, both defenses rose to the occasion when necessary.

One of Wisconsin's best scoring chances came in the opening minutes of the third quarter. Ameche broke loose for

a 54-yard run as the Badgers got to the USC 21-yard line. On third down, Archie Ray Burks fumbled on an end run and the Trojans recovered.

USC then put together the game-winning drive (73 yards), which ended on Bukich's touchdown pass. Wisconsin countered with a 13-play, 84-yard drive that ended at the Trojan 2-yard line when Jerry Witt was stopped a yard short of a first down on a fake field goal play.

Coach Ivy Williamson's club became the first in Badger history to play in a bowl game and the first to play before a crowd of more than 100,000.

'53 ROSE BOWL

Team statistics	UW	USC
First downs	19	16
Rushing yards	52-211	38-48
Passes	11-26-2	18-27-2
Passing yards	142	185
Total offense	78-353	65-233
Punts-avg	5-39	8-51
Fumbles-lost	2-1	1-0
Penalties-yards	2-20	6-62

Individual leaders

Rushing — W: Ameche 28-133, Witt 10-47, Burks 7-31, USC: Haw 6-28
 Passing — W: Haluska 11-26-2-142, USC: Bukich 12-20-2-137
 Receiving — W: Andrykowski 3-32, Peters 3-29, USC: Nickoloff 7-73, Stillwell 3-35

1960 Rose Bowl

Washington 44, Wisconsin 8

PASADENA, Calif. — Underdog Washington scored the game's first 17 points en route to a 44-8 Rose Bowl victory over the Badgers. It was Wisconsin's second Rose Bowl trip.

Washington tallied the first TD on a 6-yard run by Don McKeta about 10 minutes into the game. George Fleming booted a 26-yard field goal after the Huskies recovered one of four Wisconsin fumbles. Fleming then returned a punt 53 yards for a score on the final play of the period for a 17-0 first quarter lead.

Badger fullback Tom Wiesner tallied Wisconsin's only points on a 4-yard run with 5:27 left in the opening half. Dale Hackbart connected with Al Schoonover

for a two-point conversion that cut the lead to 17-8.

Husky quarterback Bob Schloredt, who shared game MVP honors with Fleming, tossed a 23-yard TD pass to close first-half scoring. Schloredt completed four passes for 102 yards and was the game's top rusher (81 yards).

Wisconsin mounted a final challenge in the third quarter, but four plays inside the Husky 10-yard line failed. Washington then marched 93 yards on 10 plays for another tally. Milt Bruhn's Badgers entered the game with a defense that had surrendered barely 10 points per game for the regular season.

'60 ROSE BOWL

Team statistics	UW	Wash.
First downs	13	16
Rushing yards	123	215
Passes	14-32-0	7-13-0
Passing yards	153	137
Total offense	276	352
Punts-avg	6-37	6-36
Fumbles-lost	4-4	2-0
Penalties-yards	3-18	7-85

Individual leaders

Rushing — W: Hobbs 7-32, Wash: Schloredt 21-81, Jackson 12-61
 Passing — W: Hackbart 11-25-0-145, Wash: Schloredt 4-7-0-102
 Receiving — W: Schoonover 3-57, Wash: Fleming 1-65

1963 Rose Bowl

'63 ROSE BOWL

Team statistics UW USC

First downs	32	15
Rushing yards	28-67	41-114
Passes	34-49-3	10-20-0
Passing yards	419	253
Total offense	486	367
Punts-avg	4-40	5-40
Fumbles-lost	6-0	2-1
Penalties-yards	7-77	12-93

Individual leaders

Rushing — W: Holland 4-27, Kurek 11-26, USC: Wilson 17-57
 Passing — W: Vander Kelen 33-48-3-401, USC: Beathard 8-12-0-190
 Receiving — W: Richter 11-163, Holland 8-72, Kroner 5-64, USC: Bedsole 4-101, Brown 3-108

USC 42, Wisconsin 37

PASADENA, Calif. — A 23-point fourth quarter explosion wasn't quite enough as the Badgers dropped a 42-37 Rose Bowl encounter to Southern Cal. The Trojans had claimed a 42-14 lead on the first play of the fourth quarter before the huge Badger comeback.

USC raced to a 21-7 halftime lead and extended it on the first play of the third stanza. Quarterback Pete Beathard hit Hal Bedsole for a 57-yard score. But then Badger QB Ron Vander Kelen led one of the biggest charges in bowl history.

Vander Kelen reached paydirt on a 17-yard scamper to reduce the margin to 28-14. Southern Cal responded with a pair of

TD passes by Beathard and USC led 42-14 with 14:54 left to play.

Lou Holland (13-yard run) and Gary Kroner (4-yard reception) tallied for the Badgers within three minutes. A bad center snap on a punt resulted in a UW safety and a 42-30 Trojan advantage. After the free kick, Vander Kelen hit three straight passes, including a 19-yard score to Pat Richter for the final tally.

Vander Kelen, the game MVP, set both Wisconsin and Rose Bowl records with 401 yards passing. Richter caught 11 of those aerials for 163 yards. The 79 total points was a Rose Bowl record that stood for 28 years.

1981 Garden State Bowl

'81 GARDEN STATE BOWL

Team statistics UW Tenn.

First downs	22	27
Rushing yards	39-177	43-89
Passes	14-37-3	24-42-0
Passing yards	212	315
Total offense	389	404
Punts-avg	6-37	6-45
Fumbles-lost	1-1	4-0
Penalties-yards	6-73	8-84

Individual leaders

Rushing — W: Davis 6-44, Cole 9-39, Green 5-24, T: Berry 10-44
 Passing — W: Wright 9-21-1-123, Cole 5-15-2-89, T: Alatorre 24-42-0-315
 Receiving — W: Nault 5-85, McFadden 3-74, T: Hancock 11-196

Tennessee 28, Wisconsin 21

EAST RUTHERFORD, N.J. — Tennessee scored 18 straight points in the first half and held on to defeat Wisconsin 28-21 in the Garden State Bowl.

The Badger defense limited UT to 89 yards rushing, but Volunteer QB Steve Alatorre unleashed a potent passing attack. Alatorre threw for 315 yards. WR Anthony Hancock caught 11 passes for 196 yards.

After Fuad Reveiz booted a field goal in the first quarter, Wisconsin assumed its only lead of the game on a 3-yard run by Jess Cole. Willie Gault returned the ensuing kickoff 87 yards to give Tennessee a lead it never lost.

Reserve quarterback Randy Wright came off the bench to throw a pair of second-half touchdown passes for the Badgers. Wright hit Jeff Nault and Thad McFadden on scoring tosses in the final period.

The game featured two high-powered offenses that combined for 49 points, 793 total yards and 49 first downs. The teams averaged just under five yards per offensive play.

Wisconsin's fourth bowl in school history and first non-Rose Bowl drew a crowd of 53,220. The Badgers' seven victories were the most since UW won the same number in 1974.

1982 Independence Bowl

Wisconsin 14, Kansas State 3

SHREVEPORT, La. — Wisconsin won its first bowl game in the school's history with a 14-3 Independence Bowl victory over Kansas State.

Randy Wright threw a bowl-game record two touchdown passes and the Badger defense set a scoring record in the matchup between Big Ten and Big Eight schools before 24,684 fans. The anticipated crowd was more than 49,000, but a 23-mile-per-hour wind dropped temperatures to 10 below zero.

Wright, the game offensive MVP, completed only nine of 24 throws. However, his 87-yard pass play to Tim Stracka was the longest in Wisconsin and

Independence Bowl history. The UW defense limited Kansas State to 192 total yards in the Wildcats' first-ever postseason appearance.

"Winning our first bowl game was a big accomplishment for our program," Coach Dave McClain said.

KSU had taken a 3-0 lead on Steve Willis' 29-yard field goal before the Badgers scored 14 straight points. Tim Krumrie was the game Defensive MVP. He helped limit the Kansas State running attack to less than two yards per carry.

Game totals showed five turnovers, 14 punts, 22 completions in 59 attempts (37 percent) and 14 penalties.

'82 INDEPENDENCE BOWL

Team statistics	UW	KSU
First downs	14	12
Rushing yards	43-131	33-65
Passes	9-24-0 ...	13-35-1
Passing yards	183	127
Total offense	314	192
Punts-avg	6-41	8-37
Fumbles-lost	4-3	2-1
Penalties-yards	5-40	9-75

Individual leaders

Rushing — W: Williams 11-57, Ellerson 13-47, KSU: Taluao 10-31
 Passing — W: Wright 9-24-0-183, KSU: Dickey 13-35-1-127
 Receiving — W: Keeling 4-64, Nault 2-11, Stracka 1-87, KSU: Dageforde 4-30, Wallace 3-51,

1984 Hall of Fame Bowl

Kentucky 20, Wisconsin 19

BIRMINGHAM, Ala. — A fumbled snap on a 26-yard game-winning field goal attempt was the deciding play in Wisconsin's 20-19 loss to Kentucky in the Hall of Fame Bowl.

Trailing by a point after the Wildcats' Joe Worley booted a 52-yard field goal with eight minutes left, the Badgers drove inside Kentucky's 20-yard line.

Todd Gregoire's field goal with 1:55 left never materialized after holder Bob Kobza dropped the center snap. Gregoire, a freshman, had tied a school record with four field goals earlier in the game.

Wisconsin assumed a 13-0 lead on a

pair of Gregoire three pointers and a 3-yard TD pass from Mike Howard to Thad McFadden. The Badgers outgained their SEC foe both on the ground and through the air.

However, UW was assessed 13 penalties for 133 yards, both Hall of Fame Bowl records. The Badgers threw two interceptions. Kentucky, which was making its second straight postseason appearance in Birmingham, had no turnovers.

More than 7,500 Badger fans made the trip to the UW's third bowl game in four seasons.

'84 HALL OF FAME BOWL

Team statistics	UW	Kent.
First downs	17	19
Rushing yards	36-181	37-124
Passes	19-30-2 ...	18-34-0
Passing yards	203	188
Total offense	384	312
Punts-avg	5-41	6-38
Fumbles-lost	0-0	1-0
Penalties-yards	13-133	6-49

Individual leaders

Rushing — W: Armentrout 15-105, Harrison 14-52; K: Adams 18-62
 Passing — W: Howard 19-29-1-203; K: Ramsdell 18-34-0-188
 Receiving — W: Pearson 5-55, Toon 4-48, K: Phillips 6-55

1994 Rose Bowl

'94 ROSE BOWL

Team statistics UW UCLA

First downs	21	31
Rushing yards	46-250	40-212
Passes	10-20-1	28-43-1
Passing yards	96	288
Total offense	346	500
Punts-avg	6-38	2-35
Fumbles-lost	2-0	5-5
Penalties-yards	12-89	9-95

Individual leaders

Rushing — W: Moss 36-158, Fletcher 7-64, UCLA: Davis 13-88
 Passing — W: Bevell 10-20-1-96; UCLA: Cook 28-43-1-288
 Receiving — W: Dawkins 4-33, Fletcher 2-29; UCLA: Stokes 14-176

Wisconsin 21, UCLA 16

PASADENA, Calif. — The Wisconsin defense forced six turnovers, while the offense churned out 250 yards rushing as the Badgers downed UCLA 21-16 in the Rose Bowl. It was the Badgers' first-ever New Year's Day bowl victory.

More than 70,000 Badger fans attended the game and provided a distinct home field advantage in the Bruins' normal home facility. "I told our players it was like a home field advantage with the crowd," Coach Barry Alvarez said.

Tailback Brent Moss, the Rose Bowl MVP, helped the UW to a 14-3 halftime lead by scoring on a pair of short runs. Moss rushed for 158 yards on a career-high 36 carries.

Wisconsin extended its lead to 21-10 when Darrell Bevell provided the game's

most unlikely play. On second-and-eight from the UCLA 21-yard line, Bevell broke containment and weaved his way to the end zone for the game-winning points.

Trailing 21-16, UCLA's final drive made it to the Badgers 18 before QB Wayne Cook was stopped and the clock expired before the Bruins could run another play.

The victory boosted Wisconsin to fifth (coaches) and sixth (media) in the final national polls and concluded a 10-1-1 season, the winningest in Wisconsin history.

"The win, as much as it was for our players and coaches, was for our fans," said Coach Alvarez. "They supported us all the way."

1995 Hall of Fame Bowl

'95 HALL OF FAME BOWL

Team statistics UW Duke

First downs	19	23
Rushing yards	48-285	29-85
Passes	11-20-1	28-46-4
Passing yards	161	314
Total offense	446	399
Punts-avg	1-38	4-43
Fumbles-lost	2-2	0-0
Penalties-yards	12-86	5-40

Individual leaders

Rushing — W: Fletcher 39-241, Burns 6-45, D: Baldwin 21-70
 Passing — W: Bevell 11-20-1-161, D: Fischer 28-46-4-314
 Receiving — W: Dawkins 3-29, D: Khayat 11-109, Jensen 6-97

Wisconsin 34, Duke 20

TAMPA, Fla. — Senior Terrell Fletcher rushed for a Hall of Fame Bowl-record 241 yards as Wisconsin won its second January bowl game in as many years with a 34-20 triumph over Duke.

Fletcher gained 190 yards and scored two touchdowns in the second half to ice the win. Wisconsin intercepted three passes in the opening half. Jeff Messenger's 19-yard return of one of those pickoffs resulted in the Badgers' first TD.

Florida native John Hall added to the first-half lead with field goals of 48 and 43 yards. Duke eventually tied the game in the third period before Fletcher took over

the contest. Fletcher broke the deadlock with a one-yard run late in the third period. Jason Burns extended the margin to 27-13 with an 11-yard reception from Darrell Bevell.

After the Blue Devils cut the margin to seven (27-20) on Robert Baldwin's second score, Fletcher turned a critical third-and-one play into a 49-yard touchdown run to clinch the win. Fletcher bounced outside against Duke's tightly packed defense and wasn't touched on his way to paydirt.

More than 30,000 fans made the trip to Tampa as Wisconsin won its third game in row to close the season 7-4-1.

Captains

1889	Charles Mayer			1977	Dennis Stejskal
1890	James Kerr			1978	Dave Charles
1891	E.H. Ahara				Dave Crossen
1892	J.D. Freeman				Dan Relich
1893	T.U. Lyman			1979	Dennis Christenson
1894	T.U. Lyman				Ray Snell
1895	J.R. Richards				Tom Stauss
1896	J.R. Richards			1980	Dave Ahrens
1897	J.P. Riordan				Joe Rothbauer
1898	Pat O'Dea			1981	Dave Mohapp
1899	Pat O'Dea				Dave Levenick
1900	A. Chamberlain				Larry Spurlin
1901	Art Curtis			1982	Tim Krumrie
1902	William Juneau				Matt VandenBoom
1903	Allan Abbott				John Williams
1904	James Bush			1983	Randy Wright
1905	E. Vanderboom				Mike Herrington
1906	W.A. Gelbach				Brian Marrow
1907	John Messmer			1984	game captains
1908	Harlan Rogers			1985	Russ Fields
1909	Jack Wilce				Bob Landsee
1910	J.P. Dean				Troy Spencer
1911	A.L. Buser			1986	Joe Armentrout
1912	J.M. Hoeffel				Craig Raddatz
1913	Al Tanberg			1987	Paul Gruber
1914	R.M. Keeler				Rod Lossow
1915	Howard Buck			1988	David Wings
1916	Paul Meyers				Todd Nelson
1917	Howard Hancock			1989	Tim Knoeck
1918	F. Mann				Dan Kissling
1919	C.H. Carpenter			1990	Don Davey
1920	Frank Weston				Tony Lowery
1921	Guy Sundt				Nick Polczynski
1922	Rollie Williams				Greg Thomas
1923	Marty Below			1991	Chuck Belin
1924	Jack Harris				Tony Lowery
1925	Steve Polaski				Brendan Lynch
1926	Doyle Harmon				Troy Vincent
1927	Ed Crofoot			1992	Chuck Belin
1928	Rube Wagner				Gary Casper
1929	John Parks				Lionell Crawford
1930	Milt Gantenbein			1993	Joe Panos
1931	Harold Smith				Lamark Shackerford
1932	Gregory Kabat			1994	Jeff Messenger
1933	Harold Smith				Brent Moss
1934	John Bender				Joe Rudolph
1935	Ray Davis				Mike Thompson
1936	John Golemgeske			1995	Darrell Bevell
1937	Fred Benz				Jason Maniecki
1938	Howard Weiss				Pete Monty
	Vince Gavre				Steve Stark
1939	Ralph Moeller				Eric Unverzagt
1940	John Tennant				
1941	Rom Farris				
		1942	Dave Schreiner		
			Mark Hoskins		
		1943	Joe Keenan		
		1944	Allen Shafer		
		1945	Jack Mead		
		1946	Clarence Esser		
		1947	Jack Wink		
		1948	Wally Dreyer		
		1949	Robert Wilson		
		1950	Ken Huxhold		
		1951	Jim Hammond		
		1952	George O'Brien		
		1953	Roger Dornburg		
			Jerry Wuhrman		
		1954	Gary Messner		
		1955	Wells Gray		
		1956	Pat Levenhagen		
		1957	William Gehler		
		1958	Dave Kocourek		
			Jon Hobbs		
		1959	Jerry Stalcup		
			Bob Zeman		
		1960	Henry Derleth		
			Tom Wiesner		
		1961	Jim Bakken		
			Don Schade		
		1962	Pat Richter		
			Steve Underwood		
		1963	Ken Bowman		
			Andy Wojdula		
		1964	Ron Leafblad		
			Ron Frain		
		1965	Dave Fronek		
		1966	Bob Richter		
			Tony Loukas		
		1967	Tom Domres		
		1968	Wally Schoessow		
		1969	Don Murphy		
			Mel Reddick		
			Bill Gregory		
		1970	Bill Gregory		
		1971	Bill Poindexter		
			Roger Jaeger		
		1972	Keith Nosbusch		
			Dave Lokanc		
		1973	Mike Webster		
			Jim Schymanski		
			Chris Davis		
		1974	Gregg Bohlig		
			Mark Zakula		
		1975	Terry Stieve		
			Steve Wagner		
		1976	Mike Carroll		
			Ron Pollard		
			John Rasmussen		
			Andy Michuda		

SILVER FOOTBALL

Six Wisconsin players have won the *Chicago Tribune's* Silver Football, given to the Big Ten Most Valuable Player.

The Badgers who have won the league's honor for best player include fullback Howard Weiss (1938), end Dave Schreiner (1942), center "Red" Wilson (1949), fullback Alan Ameche (1954), quarterback Ron Vander Kelen (1962) and tailback Brent Moss (1993).

Each league institution nominates its own MVP for consideration and college football reporters from the *Chicago Tribune* then choose the conference MVP.

Running back Terrell Fletcher was the Badgers' nominee last season.


All-Americans (First-team only)

Robert Butler (1912)

A member of Wisconsin's last undefeated team in 1912, "Butts" Butler was the school's first consensus all-American. He was named to Walter Camp's all-America team as a junior (first-team) and senior (second-team). In the 1912 season finale against Minnesota, the tackle and his 10 teammates played the entire game in a 14-0 victory. He went on to compete professionally for the Canton Bulldogs and played with the legendary Jim Thorpe. Butler was later named to the National Football Foundation Hall of Fame in 1972.

Ray Keeler (1913)

Consensus all-America lineman Ray "Tubby" Keeler was a three-time letterman in both football and track and field at Wisconsin. Despite just a 185-pound frame, he earned all-America recognition in his junior season from the International News Service. He captained the 1914 Badger squad and served on the Athletic Board in 1914 and 1915. Keeler went on to coach the UW-La Crosse football team to a 45-24-15 (.625) record from 1917-1929.



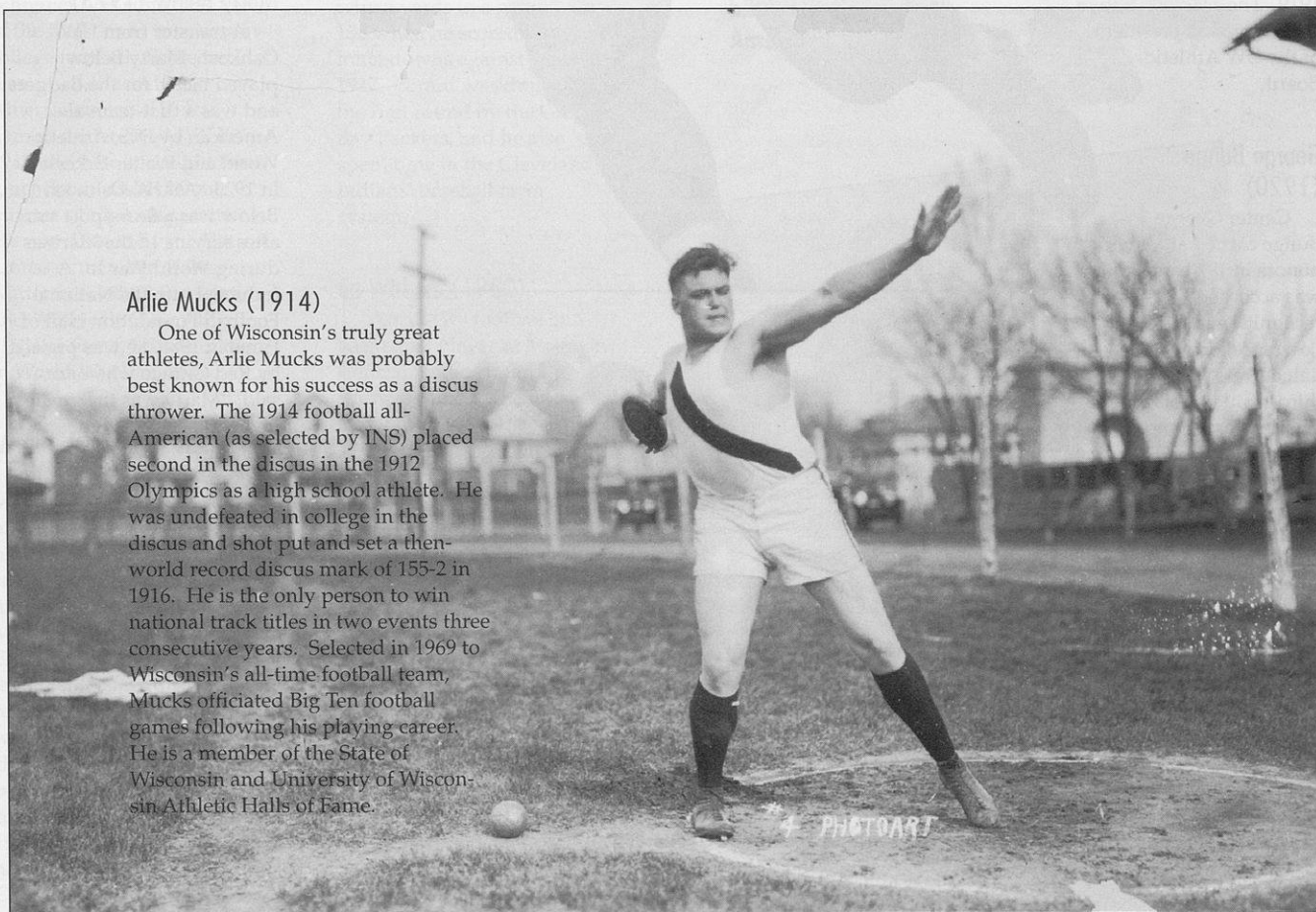
Howard "Cub" Buck

Howard Buck (1915)

A consensus all-America pick, Howard "Cub" Buck was labeled by many as the best college lineman of his era. He also played "roving center" on defense and was credited by several observers with making half of his team's tackles. Former Canton Bulldogs' teammate Jim Thorpe called Buck the finest lineman he ever played with. Buck also played for Green Bay from 1921-25 and is a member of the Packers' Hall of Fame. After his playing career, he became the first head football coach at Miami (Fla.) in 1926.

Arlie Mucks (1914)

One of Wisconsin's truly great athletes, Arlie Mucks was probably best known for his success as a discus thrower. The 1914 football all-American (as selected by INS) placed second in the discus in the 1912 Olympics as a high school athlete. He was undefeated in college in the discus and shot put and set a then-world record discus mark of 155-2 in 1916. He is the only person to win national track titles in two events three consecutive years. Selected in 1969 to Wisconsin's all-time football team, Mucks officiated Big Ten football games following his playing career. He is a member of the State of Wisconsin and University of Wisconsin Athletic Halls of Fame.



Paul Meyers (1919)

End Paul Meyers earned first-team all-America honors from Walter Eckersall as a senior. Meyers was an all-Big Ten choice in both 1916 and 1919. The three-year letterman, who played for three different coaches, was Badger team captain and a third-team all-America choice by Eckersall in 1916.

Charles Carpenter (1919)

The two-time all-America center made Walter Eckersall's honor squads in both 1916 (third-team) and 1919 (first-team). Carpenter, the first all-America center at the UW, captained the 1919 squad. He was a recipient of the Big Ten Medal of Honor in 1919. The Madison native later served as president of the UW Athletic Board.

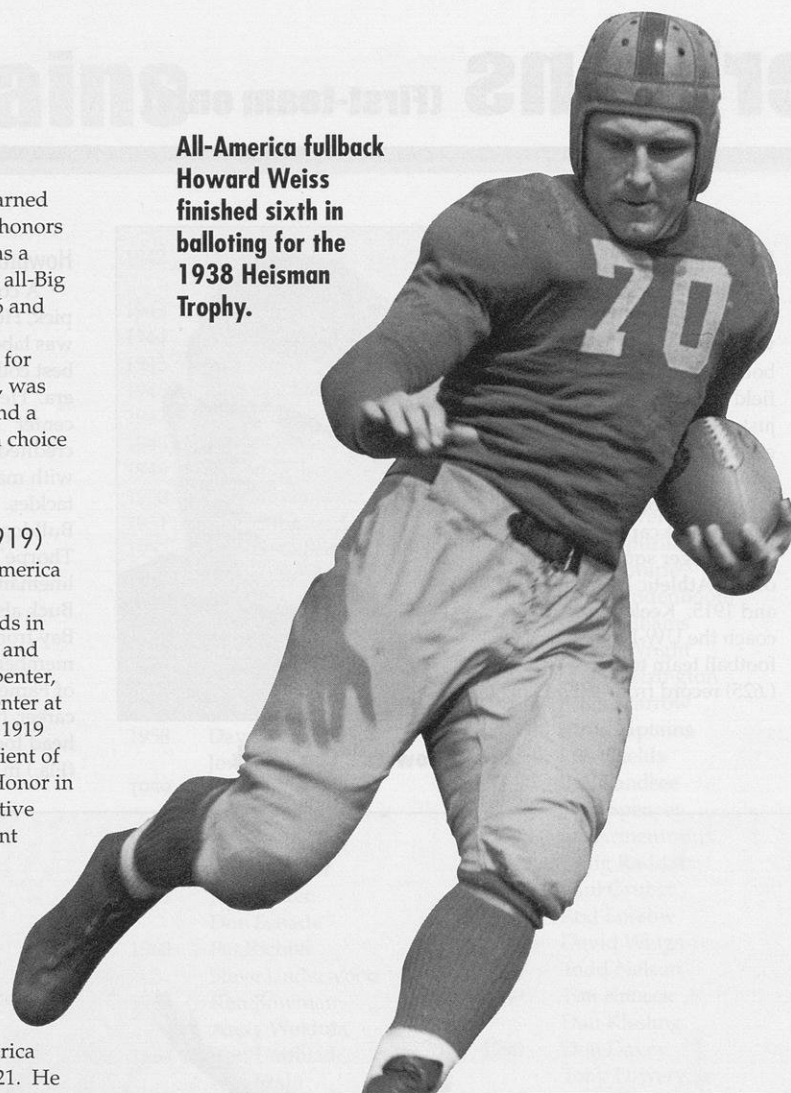
George Bunge (1920)

Center George Bunge earned all-America honors in 1920 and 1921. He was accorded first-team recognition in 1920 by Lawrence Perry of Consolidated Press. Bunge earned third-team honors by both Charles Parker and INS as a senior in 1921. The Badgers posted a three-year mark of 16-4-1, including a second-place Big Ten finish in 1920, during his career.

Ralph Scott (1920)

An all-conference and Walter Camp all-America tackle in 1920, Scott was noted for his outstanding blocking ability on offense. The giant 210 pounder also played tackle on defense for the 1920 Badgers who went 6-1 and finished second in the Big Ten.

**All-America fullback
Howard Weiss
finished sixth in
balloting for the
1938 Heisman
Trophy.**




Frank Weston (1920)

One of the truly great multi-sport athletes of his era, Frank "Red" Weston also carried his talents beyond the sports arena. A letterwinner three times in football and twice in basketball, he was a member of the UW Medical School faculty for more than 40 years. Weston also served as senior class president in 1921. On the gridiron, he was captain of the 1920 team and was named all-America by four organizations. He was a member of the school's Athletic Board and was enshrined into the Madison Sports and Wisconsin Athletic Department Halls of Fame.

Marty Below (1923)

A transfer from UW-Oshkosh, Marty Below played tackle for the Badgers and was a first-team all-American by INS, Athletic World and Walter Eckersall in 1923. At UW-Oshkosh Below was a four-sport star after serving in the Marines during World War I. Inducted into the National Football Foundation Hall of Fame in 1988, he was praised by Red Grange who once said, "Marty was the greatest lineman I ever played against."



Marty Below, an all-American in 1923, demonstrates the proper tackling technique of his era.

Milo Lubratovich (1930)

A tackle, who broke his leg against Alabama as a sophomore, Milo Lubratovich rebounded two years later to become a consensus all-American and play in the East-West Game. Lubratovich received all-America mention from 10 different publications, including first-team honors from NEA, UP and Hearst. He also played professional baseball in the Brooklyn Dodgers organization from 1931-35.

Howard Weiss (1938)

After converting to fullback from halfback three games into his sophomore year, Howard Weiss went on to earn Big Ten MVP and all-America honors in 1938. He was a first-team choice by INS and was a second-team choice by four organizations. He is perhaps best remembered for his 41-yard touchdown run through the entire Northwest-ern defense in a 1938 upset win at Evanston. Elected class president, Weiss was sixth in the 1938 Heisman Trophy balloting and later played two years with the Detroit Lions.

Dave Schreiner (1941-42)

Wisconsin's first two-time first-team all-American, Dave Schreiner was considered one of the finest ends to ever play college football. Schreiner was a two-time AP all-America choice. He was named conference MVP in 1942, the year he caught three touchdown passes in one quarter against Marquette. He was drafted by the Detroit Lions. A member of the National Football Foundation and Wisconsin State Athletic Halls of Fame, Schreiner died in World War II in 1945.

Marlin Harder (1942)

Junior all-American Marlin "Pat" Harder was one of Wisconsin's greatest fullbacks. Despite a college career that was cut short by his enlistment with the Marines, Harder teamed with Elroy "Crazylegs" Hirsch to lead the Badgers to an 8-1-1 record that included a 17-7 win over eventual national champion Ohio State. Also a placekicker, he led the conference in scoring in both 1941 and 1942. He was named MVP of the 1943 College All-Star Game after

scoring two touchdowns.


The second pick in the 1943 NFL draft, Harder played for the Chicago Cardinals and the Detroit Lions. He led the NFL in scoring three years and later served as an NFL official for 17 years.

Earl Girard (1944)


A multi-sport star, Earl "Jug" Girard played two seasons at the UW (1944 and 1947) and earned all-America recognition as a 17-year-old freshman. Regarded as a "triple-threat" quarterback, he was proficient at running, passing and punting. Girard was drafted by the U.S. Army after his freshman season and returned to school in 1947. He holds the school record for most punt return yards in a game with 158 when he scored two touchdowns against Iowa in 1947. Girard was drafted in the first round by the Green Bay Packers, and he also spent time in the Cleveland Indians' baseball farm system.


Ed Withers (1950)

An all-city football and basketball player at Madison Central High School, Ed Withers came to the UW after serving a year in the Army. The aggressive defensive back had eight career interceptions and probably would have had more if opposing quarterbacks weren't instructed to avoid throwing in his direction. Withers' three interceptions helped lead Wisconsin to a 14-0 victory over Iowa in his all-America year. His 103 interception return yards in that game are tied for the most in UW history. The school's first black all-American, Withers was drafted by the Green Bay Packers in 1951.



QB Earl "Jug" Girard (right) and Madison native Ed Withers (below), the school's first black all-American.





All-America end Pat O'Donahue.

Harold Faverty (1951)

Like so many other Wisconsin athletes during his era, Harold Faverty sandwiched his playing days around service in the Armed Forces. As a 25-year-old senior, he was one of the most experienced players on the 1951 squad. A roommate of fellow all-American Pat O'Donahue, Faverty was one of few Badgers that played on both sides of the ball. He played linebacker on the "Hard Rocks" defense, which allowed a school-record 5.9 points per game.

Pat O'Donahue (1951)

A senior on the 1951 team that went 7-1-1 and finished eighth in the Associated Press poll, Pat O'Donahue was a fixture on Wisconsin's top-ranked defense. He was a quiet player who led by example. A penetrator on the line, O'Donahue played on the 1949-51 teams and was named all-American as an end in his final season. He played with the San Francisco 49ers and Green Bay Packers and was inducted into the UW Athletic Hall of Fame in 1993.

Dave Suminski (1952)

All-Big Ten choice and all-American Dave Suminski earned those honors in his first year as a defensive tackle. An anchor on Wisconsin's 1953 Rose Bowl defensive unit, he started the previous two seasons on the offensive line. In his last college game, the Badger defense held USC to just 48 yards rushing. Suminski was taken by the Redskins in the 1953 NFL draft and later played with the Chicago Cardinals and Hamilton Tiger Cats.

Don Voss (1952)

Don Voss was one of the top defensive ends in Wisconsin history, even though his football career was ended by a knee injury in the spring of his senior season. In his first year, he was named to the AP freshman all-America team and was a member of Wisconsin's "Hard Rocks," the best defensive unit in the country. A year later he helped guide the Badgers to Pasadena and their first-ever bowl game and was the youngest member of the 1952 *Look* all-America team.

Alan Ameche (1953-54)

The school's most famed player, Alan "The Horse" Ameche was a first-team all-American in both 1953 and 1954. He is also the only player in Wisconsin history to win the Heisman Trophy (1954). Ameche set numerous records as a fullback, including the NCAA and Big Ten mark for career rushing yardage.

A two-time academic all-American, he was selected in the first round of the 1955 NFL draft by the Baltimore Colts. Ameche ran for a 79-yard touchdown on his first NFL carry and also scored the winning TD in overtime of the 1958 NFL title game against the New York Giants.

A member of the Wisconsin State and National Football Foundation Halls of Fame, Ameche was voted Wisconsin's all-time greatest player by fans in 1969. Ameche was also inducted into the GTE Academic All-America Hall of Fame in the spring of 1992.



Don Voss was the youngest member of the 1952 *Look* magazine all-America team. His career was ended by a serious knee injury in the spring of his senior season.

Dan Lanphear (1959)

Madison native Dan Lanphear rebounded from an injury-plagued junior season to gain all-America honors in his final year. Also a captain of the UW track and field team, his best game on the gridiron may have been Wisconsin's 12-3 victory over Ohio State in 1959. In that contest, Lanphear recovered a fumble, blocked a punt for a safety, and knocked two Buckeye running backs out of the game with strong hits. He went on to play defensive end for the AFL's Houston Oilers and was a member of their league championship teams in 1960 and 1961.

Pat Richter (1961-62)

Wisconsin's last nine-time letterwinner, Pat Richter earned three letters each in football, basketball and baseball. On the gridiron, the Madison native was a two-time all-America end, earning consensus honors in 1962. He led the Big Ten in receiving in 1961 and 1962 and topped the conference in punting his senior year. He set Rose Bowl records in 1963 with 11 catches for 163 yards, marks that stood for 31 years. A first-round draft choice of the Washington Redskins, Richter played professionally for eight seasons. He is a member of Wisconsin's all-time team and won an NCAA Silver Anniversary Award in 1988. Richter was named the school's Director of Athletics in 1989 and still holds the post. Richter joined Ameche as a member of the CoSIDA Academic All-America Hall of Fame in 1994.

Ray Snell (1979)


Baltimore native Ray Snell was a first-team all-America pick by *The Sporting News* as an offensive guard in 1979. The 295-pound lineman, known for his speed and agility, blocked for Ira Matthews and Dave Mohapp at Wisconsin. Snell was the 22nd pick overall (by Tampa Bay) in the first round of the 1980 NFL draft.

Tim Krumrie (1981)

An all-Big Ten pick at noseguard his last three seasons, Tim Krumrie earned consensus all-America recognition his junior year. He is second on Wisconsin's career tackles list with 444, more than 100 stops ahead of the closest defensive lineman. Krumrie was a member of UW's 1981 Garden State Bowl team and earned 1982 Independence Bowl Defensive MVP honors. A 10th-round draft pick by the Cincinnati Bengals, he enjoyed a lengthy NFL career and played in the Super Bowl.

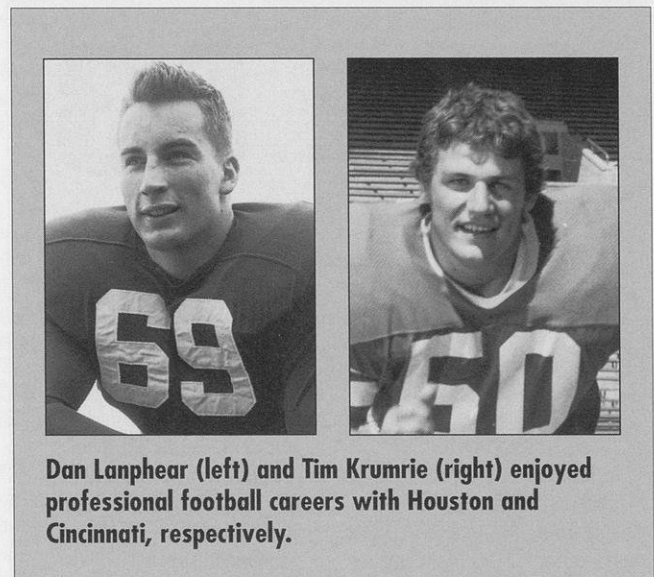
Matt Vanden Boom (1981)

Two-time all-Big Ten pick Matt Vanden Boom is one of four defensive backs in Wisconsin history to earn first-team all-America mention. He accomplished the feat in 1981 as a junior safety when he intercepted six passes and broke up six more. Vanden Boom was also named a second-team academic all-American in 1982. He was taken in the fifth round by the Buffalo Bills in the 1985 draft.



Dennis Lick (1975)

One of Wisconsin's most punishing offensive linemen, Dennis Lick earned consensus all-America status as a junior despite missing the last three games due to injury. He blocked for Billy Marek, UW's all-time leading rusher. He was selected in the first round of the 1976 NFL draft by the Bears.



Dan Lanphear (left) and Tim Krumrie (right) enjoyed professional football careers with Houston and Cincinnati, respectively.

WISCONSIN'S RETIRED NUMBERS

35

Alan Ameche is one of the greatest backs in UW history and the 1954 Heisman Trophy winner. Nicknamed "The Horse," he was a two-time all-American and ended his career as the NCAA's all-time leading rusher. He led the Badgers to the 1953 Rose Bowl, where he rushed for 133 yards against USC. The five-time Pro Bowl pick was inducted into the National Football Foundation Hall of Fame in 1975.

40

Although he played football only one season at Wisconsin, Elroy Hirsch is one of the most beloved figures in Badger sports history. Hirsch, nicknamed "Crazylegs," rushed for 786 yards for Wisconsin's 8-1-1 team in 1942. He also starred for nine seasons with the Los Angeles Rams before returning to Wisconsin as Director of Athletics from 1969-87.

80

Dave Schreiner, the two-time all-America end (junior and senior) was named Western (later the Big Ten) Conference Player of the Year in 1942. Schreiner lettered three seasons at Wisconsin as an end both on offense and defense. He is a member of the National Football Foundation and the National W Club Halls of Fame and the University of Wisconsin's all-time team.

83

The memory of former QB Allan Shafer is continued with the "Living Memorial" Scholarship that is given in his name. Shafer was fatally injured during the 1944 Wisconsin-Iowa game. Shafer is one of two Badgers (Jay Seiler is the other) to die from a football injury.

Richard Johnson (1984)

A speedy defensive back with a knack for blocking kicks, Richard Johnson was named to multiple first-team all-America lists in 1985. He set the career mark at Wisconsin for blocked kicks with nine. Johnson was honored as *Sports Illustrated's* national defensive player of the week for his effort in Wisconsin's 35-34 comeback victory at Missouri in 1984. Johnson blocked two kicks, intercepted a pass and recovered a blocked punt for a touchdown against the Tigers. He was a 1985 first-round draft pick by Houston.

Troy Vincent (1991)

After playing just one year of high school football, Troy Vincent blossomed into one of the country's best cornerbacks and punt returners. A 1991 all-America selection, Vincent was honored as the Big Ten's co-Defensive Player of the Year after setting Badger season and career records for passes broken up (13 and 31). The UW's record holder for career punt return yards returned punts for TDs his final three seasons. He was taken by the Miami Dolphins as the seventh overall choice in the 1992 draft.

Paul Gruber (1987)

Wisconsin native Paul Gruber left Wisconsin as one of the school's best offensive linemen. A player with tremendous size, strength and speed, he was regarded by some as the top college offensive lineman in '87. Gruber graduated to the pro ranks in 1988 when he was taken fourth overall by the Tampa Bay Buccaneers. Gruber earned All-Pro honors several times with the Bucs and played six consecutive seasons without missing an offensive snap.

Cory Raymer (1994)

The most celebrated player of the Barry Alvarez era, Cory Raymer was Wisconsin's first consensus all-America pick in 13 years. Raymer earned first-team all-America mention by AP, UPI, AFCA, Walter Camp, *The Sporting News*, *Football News* and *College Sports* magazine. He was a four-year starter who allowed just one-half of a sack in his last three seasons. A two-time first-team all-Big Ten pick, he played a large role in increasing the team's rushing average from 94 to 244 yards per game during his career.



Consensus all-America center Cory Raymer.


All-Americans (1st, 2nd & 3rd team)

- 1898 Pat O'Dea, FB (C—2nd; CW—2nd)
 1899 Pat O'Dea, FB (C—3rd)
 1901 Arthur Curtis, T (CW—2nd)
 Norsky Larson, HB (CW—2nd)
 1902 Arne Lerum, G (C—3rd)
 1903 Wilson Berthke, G (C—3rd)
 1905 Wilson Berthke, G (C—3rd)
 Albon Findlay, HB (C—3rd)
 1908 John Messmer, G (C—2nd)
 1910 Jimmy Dean, E (C—3rd)
 1911 Al Buser, T (C—3rd)
 1912 Robert Butler, T (C—1st)
 Joe Hoeffel, E (C—2nd)
 1913 Robert Butler, T (C—2nd)
 Ray Keeler, G (INS/FM—1st)
 1914 Howard Buck, T (WE—2nd)
 Arlie Mucks, G (INS/FM—1st)
 Ray Keeler, G (INS/FM—2nd)
 1915 Howard Buck, T (NEA—1st; INS/
 FM—1st; WE—1st; C—2nd)
 1916 Charles Carpenter, C (WE—3rd)
 Paul Meyers, E (WE—3rd)
 Howard Hancock, G (FM—2nd)
 1917 W.M. Kelley, E (C—3rd)
 1919 Frank Weston, E (C—2nd)
 Paul Meyers, E (WE—1st)
 Charles Carpenter, C (FM—1st)
 1920 Ralph Scott, T (C—1st)
 Frank Weston, E (FM—1st; WE—
 2nd; CP—2nd; INS—3rd)
 George Bunge, C (CP—1st)
 1921 George Bunge, C (INS—3rd)
 Alvah Elliott, B (WE—2nd; INS—3rd)
 R.H. Brumm, T (CP—2nd)
 Jimmy Brader, T (FW—3rd)
 1922 Marty Below, T (WE—2nd; C—3rd)
 Gus Tebell, E (WE—3rd)
 Rollie Williams, B (WE—3rd)
 Marty Below, T (INS—1st; AW—
 1st; WE—1st; CP—2nd)
 1923 Adolph Bieberstein, G (WE—3rd)
 Merrill Taft, FB (CP—2nd)
 1924 Adolph Bieberstein, G (A-S—3rd)
 1925 R.J. Stipek, G (CP—2nd; C—3rd)
 Doyle Harmon, HB (WE—3rd)
 1928 Rube Wagner, T (WE—3rd;
 NANA—3rd)
 1930 Milo Lubratovich, T (NEA—1st; UP—
 1st; H—1st; C.P.—1st; NANA—2nd;
 INS—2nd; N.Y. Sun—2nd; CP—2nd;
 AP—3rd; S-H—3rd)
 1931 Greg Kabat, G (AP—3rd; C.P.—3rd)
 1932 Mario Pacetti, T (INS—3rd)
 Greg Kabat, G (H—3rd)
 1938 Howard Weiss, FB (INS—1st; UP—
 2nd; H—2nd; N.Y. Sun—2nd; NEA—
 2nd; AP—3rd; World-Telegram—3rd)
 1940 George Paskvan, FB (AP—2nd;
 A-P—3rd)
 1941 Dave Schreiner, E (AP—1st; A-P
 —2nd; N.Y. Sun—2nd; H—2nd)
 1942 Dave Schreiner, E (UP—1st; TSN—
 1st; INS—1st; AP—1st; NEA—1st;
 N.Y. News—1st; C.P.—1st; C—1st;
 A-P—1st; G-R—1st; AAB—1st; H—
 1st; N.Y. Sun—1st; L—1st)
 Marlin Harder, FB (AAB—1st; UP—
 2nd; TSN—2nd; INS—2nd; NEA—
 2nd; N.Y. Sun—2nd; AP—3rd)
 Elroy Hirsch, B (L—3rd)
 1944 Earl Girard, B (L—1st)
 1949 Bob Wilson, E (C.P.—2nd; AP—
 3rd; G-R—3rd; A-P—3rd)
 1950 Ed Withers, DB (L—1st)
 1951 Harold Faverty, DE (INS—1st;
 GR—2nd; A-P—2nd)
 1951 Pat O'Donahue, E (AP—1st;
 NEA—1st; L—1st)
 1951 Deral Teteak, LB (A-P—2nd)
 1951 Ed Withers, DB (GR—1st)
 1952 Dave Suminski, T (AP—1st)
 1952 Don Voss, E (L—1st)
 1952 Alan Ameche, FB (M-N—1st; Athletic
 Publications—1st; GR—1st)
 1953 Alan Ameche, FB (L—1st; FWA—1st;
 NEA—1st; Paramount News—1st;
 GR—1st; UP—2nd; INS—2nd; AP—
 3rd; A-P—2nd)
 1954 Alan Ameche, FB (AP—1st; UP—1st;
 L—1st; FWA—1st; C—1st; NEA—1st;
 TSN—1st; WC—1st; INS—1st;
 Paramount News—1st; A-P—1st;
 AAB—1st; C.P.—1st; Boston Amer.—
 1st; Athletic Publications—1st; N.Y.
 Metropolitan Newspapers—1st; Pitts
 Smith News—1st; GR—1st; Jet—1st)
 1959 Dan Lanphear, T (AP—1st; UP—
 1st; NEA—1st; TSN—1st; AFCA
 —1st; L—1st)
 1961 Pat Richter, E (UPI—1st; ABC—1st)
 1962 Pat Richter, E (AP—1st; UPI—1st;
 N.Y. Daily News—1st; TSN—1st;
 AFCA—1st; FWA—1; CBS-TV—1st;
 Boston Record—1st; F-M—1st)
 1968 Ken Criter, LB (AP—3rd)
 1974 Billy Marek, RB (AP—2nd; UPI—2nd)
 Dennis Lick, T (FN—1st)
 1975 Dennis Lick, T (UPI—1st; AFCA—
 1st; NEA—1st; TSN—1st; Time—
 1st; WC—1st)
 1979 Ray Snell, T (TSN—1st; UPI—2nd)
 1981 Tim Krumrie, NG (AP—1st; UPI—
 1st; WC—1st; FN—1st; NEA—2nd)
 1982 Tim Krumrie, NG (WC—1st)
 1984 Richard Johnson, DB (FWA—1st;
 TSN—2nd)
 Jeff Dellenbach, T (AP—3rd)
 Al Toon, E (FN—3rd)
 1987 Paul Gruber, T (TSN—1st; UPI—2nd)
 1991 Troy Vincent, DB (FN—1st; TSN—1st;
 UPI—1st; FWA—1st; AP—2nd)
 1993 Brent Moss, TB (AP—2nd; UPI—
 2nd; CPN—2nd)
 Joe Panos, T (AP—2nd)
 Lamark Shackerford, NG (UPI—
 2nd; AP—3rd)
 1994 Cory Raymer, C (AP—1st; UPI—
 1st; AFCA—1st; WC—1st; FN—
 1st; CS—1st; TSN—1st)

Key to Abbreviations

AAB — All-American Board; **AFCA** — American Football Coaches Association; **A-P** — All-Players; **AP** — Associated Press; **A-S** — All-Sports; **AW** — Athletic World; **C** — Collier's (picked by WC); **CP** — Consolidated Press; **C.P.** — Central Press; **CPN** — College & Pro Football Newsweekly; **CS** — College Sports; **CW** — Caspar Whitney; **FM** — Frank Menke; **F-M** — Fox-Movietone; **FN** — Football News; **FW** — Football World; **FWA** — Football Writers' Association; **GR** — Gridiron Record; **G-R** — Grantland Rice; **H** — Hearst; **INS** — International News Service; **L** — Look; **NEA** — Newspaper Enterprise Association; **NANA** — North American Newspaper Alliance; **S-H** — Scripps-Howard; **TSN** — The Sporting News; **UP** — United Press; **WC** — Walter Camp; **WE** — Walter Eckersall

All-time Team



Wisconsin's All-time Greatest Player, as selected by fans, was Alan Ameche. He was the 1954 Heisman Trophy winner and set an NCAA record for career rushing yards. Ameche, who was also an academic all-American, went onto a successful professional football career. After completing his professional gridiron days, Ameche retired in the Philadelphia area where he became one of the city's philanthropic leaders.

In conjunction with the centennial celebration of college football in 1969, Wisconsin fans were asked to select the University's all-time team.


The 11-man unit features Heisman Trophy winner Alan Ameche, who was voted Wisconsin's "All-time Greatest Player." Ameche, a two-time all-American, concluded his career as the NCAA's career rushing leader.

Wisconsin's All-Time Team


Player (years lettered)	Position
Alan Ameche (1951-54)	Back
Ken Bowman (1961-63)	Lineman
Howard Buck (1913-15)	Lineman
Pat Harder (1941-42)	Back
Elroy Hirsch (1942)	Back
Dan Lanphear (1957-59)	Lineman
Arlie Mucks, Sr. (1914)	Lineman
Pat Richter (1960-62)	End
Dave Schreiner (1940-42)	End
Ron Vander Kelen (1962)	Back
Robert Wilson (1946-49)	Lineman




Robert Wilson was Big Ten Most Valuable Player in 1949.



Pat Richter (above left) and Elroy Hirsch (above right), each served as Director of Athletics at the UW after stellar NFL careers.




College Hall of Fame




Alan Ameche (Elected 1975)

- Fullback, 1951-54
- Heisman Trophy winner, 1954
- All-American, 1953-54
- Academic All-American, 1953-54
- Jersey (No. 35) retired




Pat O'Dea (Elected 1962)

- Kicker & Fullback, 1896-99
- Captain, 1898-1899
- All-American, 1898-99
- 110-yard punt vs. Minnesota
- Native of Australia




Marty Below (Elected 1988)

- Right Tackle, 1918, 22-23
- All-American, 1923
- All-Western Conference, 1922-23
- Captain, 1923
- "Greatest lineman I ever played against" — Hall of Famer Red Grange




Robert Butler (Elected 1972)

- Tackle, 1911-13
- All-American, 1912
- All-Big Ten, 1912-13
- Member of Big Ten champs, 1912
- Played professionally with Canton



Dave Schreiner (Elected 1955)

- End, 1940-42
- All-American, 1941-42
- Western Conference MVP, 1942
- All-Western Conference, 1941-42
- Jersey (No. 80) retired



Pat Harder (Elected 1993)

- Fullback, 1941-42
- All-American, 1942
- All-Western Conference, 1941-42
- Big Ten rushing & scoring leader, 1941
- Three-time NFL scoring leader

Academic Honors

Academic All-Americans

First Team

- 1952 Bob Kennedy, G
- 1953 Alan Ameche, FB
- 1954 Alan Ameche, FB
- 1958 Jon Hobbs, FB
- 1959 Dale Hackbart, QB
- 1962 Pat Richter, E
- 1963 Ken Bowman, C
- 1972 Rufus Ferguson, RB
- 1982 Kyle Borland, LB
- 1987 Don Davey, DE
- 1988 Don Davey, DE
- 1989 Don Davey, DE
- 1990 Don Davey, DT

Second Team

- 1955 Pat Levenhagen, HB
- 1966 Bob Richter, LB
- 1980 Dave Mohapp, FB
- 1981 Dave Mohapp, FB
- 1982 Tim Stracka, E
- Matt VandenBoom, DB

Honorable Mention

- 1960 Henry Derleth, E

NCAA Post-Graduate Scholarship Winners

- 1966 Dave Fronek, S
- 1980 Tom Stauss, SE
- 1982 Dave Mohapp, FB
- 1983 Matt VandenBoom, DB

National Football Foundation Scholar-Athletes


- 1966 Dave Fronek, S
- 1979 Tom Stauss, SE

Rhodes Scholars

- 1927 Jefferson Burrus
- 1950 David Staiger

GTE ACADEMIC ALL-AMERICA HALL OF FAMERS

Wisconsin academic and athletic all-American Pat Richter (left) joined Alan Ameche this year as a member of the GTE academic all-America Hall of Fame. The award is recognized as one of the most prestigious awards associated with college athletics. Ameche was honored in 1992.



Don Davey, the only four-time academic all-American in university division history, accepts congratulations from GTE spokesperson Dick Enberg.




Academic All-Big Ten

1953	John Dixon, G	1976	Jim Moore, C	1989	Jim Basten, OG
1954	Pat Levenhagen, HB	1977	Greg Barber, TE		Brad Brekke, P
	Clarence Stensby, G		Tom Kaltenberg, T		Don Davey, DE
1955	Pat Levenhagen, HB		Dan Schieble, DB		Robert Newell, LB
1956	Pat Levenhagen, HB		Tom Stauss, B		Brady Pierce, OT
1957	John Heinecke, G	1978	David Charles, WR	1990	Jim Basten, OG
1958	Jerry Stalcup, G		John Kiltz, P		Brad Brekke, P
	Bob Zeman, HB		Jim Moore, C		Don Davey, DT
1959	Henry Derleth, E		Tom Stauss, SE		Robert Newell, LB
	Dale Hackbart, QB	1979	Tom Stauss, SE		Brady Pierce, OT
1960	Henry Derleth, E		Tim Stracka, WR	1991	Matt Krueger, K
1961	Brian Moore, E	1980	Dave Mohapp, FB		Korey Manley, DB
1962	Ron Carlson, E		Tim Stracka, SE		Jeff Rasmussen, C
	Pat Richter, E	1981	Dave Mohapp, FB		Jay Simala, QB
1963	Ken Bowman, C		Matt VandenBoom, DB	1992	Korey Manley, DB
	Billy Smith, HB	1982	Kyle Borland, LB		Matt Nyquist, FB
1966	Phil Peterson, G		Tim Stracka, SE		Jeff Rasmussen, C
	Eric Rice, DE		Matt VandenBoom, DB		Joe Rudolph, OG
	Bob Richter, LB	1983	Russ Bellford, DB		Sam Veit, P
1967	Wally Schoessow, G	1985	Craig Raddatz, LB	1993	Jason Maniecki, DT
1968	Wally Schoessow, G	1987	Don Davey, DE		Matt Nyquist, TE
1971	Rufus Ferguson, TB		Andy Hartlieb, LB		Joe Rudolph, OG
	Neil Graff, QB		Robert Newell, LB		Sam Veit, P
	Keith Nosbusch, G		Tim Otto, OT	1994	Chad Cascadden, OLB
	Bob Strock, DE	1988	Jim Basten, C		Bryan Jurewicz, DT
1972	Rufus Ferguson, RB		Brad Brekke, P		Jason Maniecki, NG
	Keith Nosbusch, G		Don Davey, DE		Matt Nyquist, TE
1973	Gregg Bohlig, QB		Andy Hartlieb, LB		Joe Rudolph, OG
1974	Gregg Bohlig, QB		Robert Newell, LB		Sam Veit, P
	Randy Frokjer, DE		Tim Otto, OT		
	Rick Kocek, G		Pete Underwood, LB		

ACADEMIC ALL-BIG TEN

4-TIME HONOREES
Don Davey ('87-90)
Robert Newell ('87-90)

3-TIME HONOREES
P. Levenhagen ('54-56)
Tom Stauss ('77-79)
Tim Stracka ('79-82)
Jim Basten ('88-90)
Brad Brekke ('88-90)
Matt Nyquist ('92-94)
Joe Rudolph ('92-94)
Sam Veit ('92-94)



Defensive linemen Jason Maniecki (left) and Bryan Jurewicz (center) and tight end Matt Nyquist (right) have each been named academic all-District IV by the College Sports Information Directors of America (CoSIDA) in their careers.

NFL Draft



BADGERS ON 1994 NFL OPENING-DAY ROSTERS

PLAYER	POS.	1994 TEAM
Chuck Belin	OL	L.A. Rams
Jeff Dellenbach	OL	Miami
Don Davey	DT	Green Bay
Paul Gruber	OL	Tampa Bay
Tim Krumrie	DL	Cincinnati
Joe Panos	OL	Philadelphia
Rafael Robinson	DB	Seattle
Dan Turk	OL	L.A. Raiders
Troy Vincent	DB	Miami

INJURED LIST

Nate Odomes	DB	Seattle
-------------	----	---------

Paul Gruber




Joe Panos was named to College and Pro Football Newsweekly's All-Rookie team in 1994.

FIRST-ROUND NATIONAL FOOTBALL LEAGUE DRAFT PICKS

YEAR	PLAYER (TEAM)
1937	Ed Jankowski (Packers)
1941	George Paskvan (Packers)
1944	Pat Harder (Chi. Cardinals)
1945	Elroy Hirsch (Bears)
1947	Don Kindt (Bears)
1948	Earl Girard (Packers)
1955	Alan Ameche (Colts)
1961	Pat Richter (Redskins)
1976	Dennis Lick (Bears)
1980	Ray Snell (Buccaneers)
1985	Al Toon (Jets)
1985	Richard Johnson (Oilers)
1985	Darryl Sims (Steelers)
1988	Paul Gruber (Buccaneers)
1991	Troy Vincent (Dolphins)

Al Toon (right), a former All-Pro with the New York Jets, is the Badgers' all-time leading receiver.



Badgers in the NFL Draft

1937 NFL Draft

Rd.	Player, Team
1	Ed Jankowski, Green Bay
6	John Golemgeske, Brooklyn

1939 NFL Draft

2	Howard Weiss, Detroit
3	Lynn Hoveland, Green Bay
8	Vince Gavre, Green Bay
14	Roy Bellin, Green Bay

1940 NFL Draft

6	Jack Murray, Brooklyn
---	-----------------------

1941 NFL Draft

1	George Paskvan, Green Bay
17	Fred Gage, Detroit

1942 NFL Draft

9	Tom Farris, Green Bay
---	-----------------------

1943 NFL Draft

2	Dave Schreiner, Detroit
12	Paul Hirshbrunner, Chi. Cards
17	Pat Lyons, Chi. Bears
19	Lloyd Wasserbach, Green Bay
20	Mark Hoskins, Green Bay
22	Bob Baumann, Chi. Bears
24	George Makris, Green Bay
28	Bob Ray, Green Bay

1944 NFL Draft

1	Pat Harder, Chi. Cardinals
11	Bob Hanzlik, Philadelphia
27	Pat Boyle, Chi. Bears
30	Len Seeliger, Pittsburgh

1945 NFL Draft

1	Elroy Hirsch, Cleveland
5	Jack Mead, N.Y. Giants
7	Fred Negus, Cleveland
13	Jack Wink, N.Y. Giants
19	Ken Currier, Detroit
27	Frank Lopp, Detroit

1946 NFL Draft

- 10 Rex John, Boston
- 11 Dick Loeffe, Chi. Cardinals

1947 NFL Draft

- 1 Don Kindt, Chi. Bears
- 13 George Fuchs, L.A. Rams
- 15 Wally Dreyer, Chi. Bears
- 18 Clarence Esser, Chi. Cardinals
- 26 Earl Maves, Detroit

1948 NFL Draft

- 1 Earl Girard, Green Bay
- 10 Clarence Self, Chi. Cardinals
- 10 Bob Rennebohm, Green Bay

1948 AAFC Draft

- 21 Dick Loeffe, San Francisco
- 25 Bob Rennebohm, Buffalo
- 27 Earl Girard, N.Y. Yankees
- 28 Ben Bendrick, Baltimore

1949 NFL Draft

- 4 Ben Bendrick, Chi. Bears
- 15 Hal Faverty, Chi. Bears

1949 AAFC Draft

- 11 Ben Bendrick, N.Y. Yankees
- 13 Clarence Self, Cleveland

1950 NFL Draft

- 4 Bob Wilson, Cleveland
- 13 Joe Kelly, N.Y. Giants
- 17 Hal Otterback, Green Bay
- 21 Gene Evans, Green Bay

1951 NFL Draft

- 15 John Simcic, Chi. Cardinals
- 20 Bill Albright, N.Y. Giants
- 27 Bob Radcliffe, Pittsburgh
- 27 Ken Huxhold, Chi. Cardinals
- 30 Ed Withers, Green Bay

1952 NFL Draft

- 4 Marion Campbell, San Francisco
- 5 Pat O'Donahue, San Francisco
- 8 Jerry Smith, San Francisco
- 9 Deral Teteak, Green Bay
- 10 Jim Hammond, Texas
- 16 John Coatta, Green Bay
- 19 Gene Felker, Texas

1953 NFL Draft

- 6 Bob Kennedy, Green Bay

- 10 Charley Berndt, Chi. Cardinals

- 14 Harland Carl, Chi. Bears

- 15 Dave Suminski, Washington

1954 NFL Draft

- 12 Wendell Gulseth, N.Y. Giants

- 13 Roger Dornburg, Washington

- 19 Jerry Witt, Washington

- 30 Jim Haluska, Chicago Bears

1955 NFL Draft

- 1 Alan Ameche, Baltimore

- 2 Jim Temp, Green Bay

- 6 Norm Amundsen, Green Bay

- 6 Ron Locklin, N.Y. Giants

- 12 Clarence Bratt, Chi. Bears

- 21 Jerry Cvangros, L.A. Rams

- 27 Bob Gingrass, Philadelphia

1956 NFL Draft

- 7 Bob Konovsky, Chi. Cardinals

- 14 Charlie Thomas, Green Bay

- 16 Wells Gray, Washington

- 27 Dick Kolian, Green Bay

- 28 Jim Miller, Chi. Cardinals

1957 NFL Draft

- 12 Glenn Bestor, Green Bay

- 27 Marty Booher, Green Bay

1958 NFL Draft

- 6 Danny Lewis, Detroit

- 11 Rocco Cinelli, Chi. Bears

- 11 Sid Williams, N.Y. Giants

1959 NFL Draft

- 10 Bob Zeman, Cleveland

- 15 Dick Teteak, Green Bay

- 19 Dave Kocourek, Pittsburgh

- 21 Jim Fraser, Cleveland

- 27 Lowell Jenkins, Philadelphia

1960 NFL Draft

- 5 Dale Hackbart, Green Bay

- 6 Jerry Stalcup, L.A. Rams

- 8 Dan Lanphear, Pittsburgh

- 16 Jim Heineke, San Francisco

- 20 Bob Nelson, Cleveland

1960 AFL Draft

- 1 Dale Hackbart, Minneapolis

- 1 Jim Heineke, Dallas

- 1 Bob Nelson, Dallas

- 1 Jerry Stalcup, Minneapolis

- 1 Bob Zeman, L.A. Chargers

- Alt. Bob Nelson, Oakland

1961 NFL Draft

- 3 Ron Miller, L.A. Rams

- 16 Tom Wiesner, Baltimore

- Exp. Jerry Stalcup, Minnesota

1961 AFL Draft

- 21 Ron Miller, Houston

- 27 Terry Huxhold, Boston

1962 NFL Draft

- 7 Jim Bakken, L.A. Rams

- 17 Ron Staley, Minnesota

1963 NFL Draft

- 1 Pat Richter, Washington

- 7 Gary Kroner, Green Bay

1963 AFL Draft

- 10 Pat Richter, Denver

- 19 Gary Kroner, N.Y. Titans

- 21 Ron Vander Kelen, N.Y. Titans

- 25 Ron Carlson, Buffalo

1964 NFL Draft

- 3 Roger Pillath, Buffalo

- 6 Jimmy Jones, Chi. Bears

- 8 Ken Bowman, Green Bay

- 8 Bob Johnson, St. Louis

1964 AFL Draft

- 7 Roger Pillath, Buffalo

- 10 Ken Bowman, N.Y. Jets

- 25 Jimmy Jones, Denver

1965 NFL Draft

- 7 Roger Jacobazzi, Green Bay

- 8 Al Piraino, Philadelphia

- 16 Carl Silvestri, St. Louis

- 17 Fred Reichardt, Baltimore

- 20 Ralph Kurek, Chi. Bears

1965 AFL Draft

- 8 Jon Hohman, Denver

- 11 Al Piraino, Kansas City

1966 NFL Draft

- 10 Tom Brigham, Detroit

- 13 Bill Maselter, Detroit

- Exp. Danny Lewis, Atlanta

- Exp. Carl Silvestri, Atlanta

- Exp. Ron Smith, Atlanta

1966 AFL Draft

- 14 Mike London, San Diego
- Exp. Dave Kocourek, Miami

1968 NFL Draft

- 10 Tom Domres, Houston
- 12 Sam Wheeler, Pittsburgh

1969 NFL Draft

- 9 Lynn Buss, Philadelphia
- 10 Tom McCauley, Minnesota

1970 NFL Draft

- 8 Mike McClish, Houston
- 10 Joe Dawkins, Houston
- 10 Stu Voigt, Minnesota

1971 NFL Draft

- 3 Bill Gregory, Dallas
- 13 Dan Crooks, Atlanta

1972 NFL Draft

- 7 Lance Moon, Atlanta
- 9 Greg Johnson, Miami
- 11 Elbert Walker, Kansas City
- 12 Larry Mialik, Atlanta
- 14 Alan Thompson, Dallas
- 16 Neil Graff, Minnesota
- 16 Neovia Greyer, N.Y. Giants
- 16 Al Hannah, Miami

1973 NFL Draft

- 12 Robert Storck, L.A. Rams
- 16 Rufus Ferguson, Atlanta

1974 NFL Draft

- 5 Mike Webster, Pittsburgh
- 13 Mike Seifert, Cleveland

1975 NFL Draft

- 12 Jack Novak, Cincinnati

1976 NFL Draft

- 1 Dennis Lick, Chi. Bears
- 5 Steve Wagner, Minnesota
- 6 Terry Stieve, New Orleans
- 14 John Reimer, Houston
- Exp. Neil Graff, Seattle

1977 NFL Draft

- 10 John Rasmussen, New England

1979 NFL Draft

- 2 Lawrence Johnson, Cleveland
- 6 Ira Matthews, Oakland

1980 NFL Draft

- 1 Ray Snell, Tampa Bay
- 3 Ray Sydnor, Pittsburgh
- 6 Tom Schremp, N.Y. Jets

1981 NFL Draft

- 6 Dave Ahrens, St. Louis

1982 NFL Draft

- 5 Von Mansfield, Atlanta
- 8 Jerry Doerger, Chi. Bears
- 11 Guy Boliaux, Chi. Bears
- 12 Dave Levenick, Atlanta

1983 NFL Draft

- 5 Matt VandenBoom, Buffalo
- 6 Bob Winckler, Washington
- 6 Tim Stracka, Cleveland
- 8 David Greenwood, New Orleans
- 10 Tim Krumrie, Cincinnati
- 10 Mark Shumate, Kansas City

1984 NFL Draft

- 6 Randy Wright, Green Bay

1985 NFL Draft

- 1 Richard Johnson, Houston
- 1 Al Toon, N.Y. Jets
- 1 Darryl Sims, Pittsburgh
- 2 Scott Bergold, St. Louis
- 4 Dan Turk, Pittsburgh
- 4 Jeff Dellenbach, Miami
- 7 Gary Ellerson, Green Bay
- 7 Kevin Belcher, L.A. Raiders
- 8 Ken Stills, Green Bay
- 12 Jim Melka, Tampa Bay
- 12 Bret Pearson, San Diego

1986 NFL Draft

- 6 Bob Landsee, Philadelphia

1987 NFL Draft

- 2 Rick Graf, Miami
- 2 Nate Odomes, Buffalo
- 4 Tim Jordan, New England
- 6 Michael Reid, Atlanta
- 9 Joe Armentrout, Tampa Bay
- 9 Craig Raddatz, Cincinnati
- 10 Bobby Taylor, Miami
- 12 Larry Emery, Atlanta

1988 NFL Draft

- 1 Paul Gruber, Tampa Bay
- 8 Glenn Derby, New Orleans
- 10 Bud Keyes, Green Bay
- 10 Rod Lossow, New England

1989 NFL Draft

- 12 Todd Nelson, Phoenix

1990 NFL Draft

- 10 Craig Hudson, Kansas City

1991 NFL Draft

- 3 Don Davey, Green Bay
- 10 Brady Pierce, Minnesota

1992 NFL Draft

- 1 Troy Vincent, Miami

1993 NFL Draft

- 5 Chuck Belin, L.A. Rams

1994 NFL Draft

- 3 Joe Panos, Philadelphia
- 7 Mark Montgomery, Philadelphia

1995 NFL Draft

- 2 Cory Raymer, Washington
- 2 Terrell Fletcher, San Diego
- 3 Mike Verstegen, New Orleans
- 4 Michael Roan, Houston
- 4 Mike Thompson, Jacksonville
- 6 Lee DeRamus, New Orleans
- 6 Kenny Gales, Chicago


1995 NFL Draft



Cory Raymer (Washington)



Mike Verstegen (New Orleans)




Mike Thompson (Jacksonville)

BIG TEN IN THE '95 DRAFT


SCHOOL	DRAFTEES
1. Ohio State	8
2. Wisconsin	7
3. Michigan	5
4. Penn State	5
5. Illinois	4
6. Indiana	2
7. Michigan State	2
8. Northwestern	2
9. Iowa	1
10. Purdue	1
11. Minnesota	0

BADGER FREE AGENTS


Donny Brady	Cleveland
Jason Burns	Cincinnati
Chad Cascadden	N.Y. Jets
Brent Moss	Miami
Joe Rudolph	Philadelphia




Terrell Fletcher (San Diego)



Michael Roan (Houston)



Lee DeRamus (New Orleans)



Kenny Gales (Chicago)

Team Awards

Jimmy Demetral MVP Award

Presented annually to the player most instrumental to the success of the team, as selected by his teammates.


- 1926 Jefferson Burrus, E
- 1927 Ed Crofoot, HB
- 1928 Bo Cuisinier, QB
- 1929 Harold Rebholz, FB
- 1930 Ernie Lusby, HB
- 1931 Harold Smith, T
- 1932 Mickey McGuire, HB
- 1933 Robert Schiller, HB
- 1934 Milt Kummer, G
- 1935 Ed Jankowski, FB
- 1936 Ed Jankowski, FB
- 1937 Howard Weiss, FB
- 1938 Howard Weiss, FB
- 1939 George Paskvan, FB
- 1940 George Paskvan, FB
- 1941 Pat Harder, FB
- 1942 Dave Schreiner, E
- 1943 Joe Keenan, C
- 1944 Clarence Esser, T
- 1945 Clarence Esser, T
- 1946 Fred Negus, C
- 1947 Bob Wilson, C
- 1948 Bob Wilson, C
- 1949 Bob Wilson, C
- 1950 Bob Radcliffe, LB
- 1951 Hal Faverty, E
- 1952 Dave Suminski, T
- 1953 Alan Ameche, FB
- 1954 Alan Ameche, FB
- 1955 Wells Gray, T
- 1956 David Howard, E
- 1957 Daniel Lewis, HB
- 1958 Dick Teteak, C
- Jon Hobbs, FB
- 1959 Jerry Stalcup, G
- 1960 Tom Wiesner, FB
- 1961 Ron Miller, QB
- 1962 Ron Vander Kelen, QB
- 1963 Jim Pernell, LB
- 1964 Carl Silvestri, LB
- 1965 Tom Brigham, DB
- 1966 Bob Richter, LB
- 1967 Tom Domres, DT
- 1968 Ken Critter, LB
- 1969 Stu Voigt, TE
- 1970 Chuck Winfrey, LB

- 1971 Neil Graff, QB
- 1972 Rufus Ferguson, TB
- 1973 Mike Webster, C
- 1974 Gregg Bohlig, QB
- 1975 Billy Marek, TB
- 1976 Mike Carroll, QB
- 1977 Dave Crossen, LB
- 1978 Mike Kalasmiki, QB
- 1979 Tom Stauss, WR
- 1980 Dave Ahrens, LB
- 1981 Dave Levenick, LB
- 1982 Randy Wright, QB
- 1983 Al Toon, WR
- 1984 Al Toon, WR
- 1985 Larry Emery, TB
- 1986 Michael Reid, LB
- 1987 Paul Gruber, OT
- 1988 David Wings, LB
- 1989 Tim Knoeck, OLB
- 1990 Don Davey, DT
- 1991 Troy Vincent, DB
- 1992 Gary Casper, LB
- 1993 Brent Moss, RB
- 1994 Terrell Fletcher, RB

Jay Seiler Award

Presented annually to the defensive player who has contributed to the team's success to the best of his abilities. It is based upon improvement, attitude and willingness to help the program in all areas, both on and off the field.

- 1979 Larry Spurlin, LB
- 1980 Von Mansfield, DB
- 1981 Mark Shumate, DT
- 1982 Jody O'Donnell, LB
- 1983 Craig Raddatz, LB
- 1984 Tim Jordan, OLB
- 1985 Michael Boykins, NG
- Charlie Fawley, LB
- 1986 Richard Teets, DT
- 1987 David Wings, LB
- 1988 LaMarr White, DB
- 1989 Malvin Hunter, LB
- 1990 Malvin Hunter, OLB
- 1991 Duer Sharp, OLB
- 1992 L. Shackerford, NG
- 1993 Jeff Messenger, DB
- 1994 Jamel Brown, DB



Craig Hudson was the 1989 Wayne Souza Award recipient.



Safety Jamel Brown won the Jay Seiler Award in 1994.

Wayne Souza Award

Presented annually to the offensive player who has contributed to the team's success to the best of his abilities. It is based upon improvement, attitude and willingness to help the program in all areas, both on and off the field.

- 1979 Joe Rothbauer, C
- 1980 John Williams, RB
- 1981 Jerry Doerger, OL
- 1982 Al Toon, WR
- 1983 Michael Jones, WR
Chris Osswald, OG
- 1984 Bob Landsee, OG
- 1985 Paul Gruber, OT
- 1986 Brian Anderson, TE
- 1987 Marvin Artley, RB
- 1988 Todd Nelson, OG
- 1989 Craig Hudson, TE
- 1990 David Senczyszyn, OL
- 1991 Tom Browne, WR
- 1992 Joe Panos, OL
- 1993 Darrell Bevell, QB
- 1994 Tony Simmons, WR

Ivan B. Williamson Scholarship Award

Presented annually to a player who has been exemplary in the areas of scholarship and sportsmanship.

- 1955 Wells Gray
- 1956 William Lowe
- 1957 John Heineke
- 1958 Sidney Williams
- 1959 Robert Zeman
- 1960 Gerald Kulcinski
- 1961 David Bichler
- 1962 Gary Kroner
- 1963 Bob Johnson
- 1964 James Hennig
- 1965 Louis Jung
- 1966 Eric Rice
- 1967 John Boyajian
- 1968 Lynn Buss
- 1969 Brad Monroe
- 1970 Gary Buss
- 1971 Terry Whittaker
- 1972 Keith Nosbusch
- 1973 Christopher Davis
- 1974 Gary Dickert
- 1975 Dave Anderson
- 1976 Tim McConnell
- 1977 Terry Breuscher
- 1978 Dan Schieble
- 1979 Tom Stauss

- 1980 Joe Rothbauer
- 1981 Matt VandenBoom
- 1982 Kyle Borland
Tim Stracka
- 1983 Steve Fritz
- 1984 Russ Bellford
- 1985 Brian Hoffman
- 1986 Michael Reid
- 1987 Rodney Lossow
- 1988 Andy Hartlieb
- 1989 Tim Knoeck
- 1990 Don Davey
- 1991 Jerry Huggett
- 1992 Korey Manley
- 1993 Scott Nelson
- 1994 Joe Rudolph

Scout Team Offensive MVP

Presented annually to the offensive player who excelled on the scout team in preparing the defense for each week's game.

- 1990 Jay Simala, QB
- 1991 Theo Carney, RB
- 1992 Robert Nelson, RB
- 1993 Royce Roberson, RB
- 1994 Dirk Stanger, QB

Scout Team Defensive MVP

Presented annually to the defensive player who excelled on the scout team in preparing the offense for each week's game.

- 1990 Dan Kapke, OLB
- 1991 Terry Glavin, LB
- 1992 Al Gay, DL
Rod Spiller, DL
- 1993 Haywood Simmons, DL
- 1994 Royston Jones, LB

Special Teams Player of the Year

Presented annually to the most valuable player on the special teams, as selected by the coaches.

- 1990 Rich Thompson, K
- 1991 Korey Manley, DB
- 1992 Vince Zullo, WR
- 1993 Jeff Wirth, FB
- 1994 Chad Cascadden, OLB

NATIONAL W CLUB HALL OF FAME

1991 INDUCTIONS

- Alan Ameche
- Buck Backus
- Rolland Barnum
- Cindy Bremser
- Milt Bruhn
- Howard Buck
- Omar Crocker
- Gene Englund
- Charles Fenske
- Bud Foster
- Don Gehrman
- Carie Graves
- Pat Harder
- Elroy Hirsch
- Mark Johnson
- Tom Jones
- Lee Kemp
- John Kotz
- Harvey Kuenn
- George Levis
- Pat Matzdorf
- Walter Meanwell
- Arlie Mucks, Sr.
- Pat O'Dea
- Don Rehfeldt
- Pat Richter
- Harlan Rogers
- Dave Schreiner
- Chris Steinmetz
- John Walsh
- Howard Weiss
- Fred Westphal
- Rollie Williams
- Ivan Williamson
- Robert Wilson

1992 INDUCTIONS

- Marty Below
- Robert Butler
- Bobby Cook
- D'Lynn Damrom

- Mike Eaves
- Eddie Jankowski
- Bob Johnson
- Wally Mehl
- Art Nielsen, Sr.
- Gene Rankin
- Woodie Swancutt
- Ed Withers

1993 INDUCTIONS

- Ray Arrington
- Cathy Branta
- Rufus Ferguson
- Lloyd Larson
- Cliff Lutz
- Charles McGinnis
- John Messmer
- Pat O'Donahue
- George Paskvan
- Rolf Poser
- Guy Sundt
- Charles Walter


1994 INDUCTIONS

- Eddie Cochems
- John Gerlach
- Billy Marek
- Ab Nicholas
- John Roberts
- Chris Steinmetz
- Harry Stuhldreher
- Rose Thomson
- Frank Weston


1995 INDUCTIONS

- Russ Hellickson
- Greg Kabat
- Jim Mott
- Ted Shaw
- Otto Stangel
- Ed Templin
- Al Toon
- Mike Webster

All-Star Games



Tackle Jim Heineke



Tackle Ray Snell

Blue-Gray Game

(Montgomery, Ala.)

- 1939 Roy Bellin, HB
Vince Gavre, QB
Lynn Hovland, G
- 1940 Dick Embick, G
- 1942 Paul Hirsbrunner, T
- 1944 Frank Lopp, T
- 1946 George Fuchs, QB
- 1948 Wally Dreyer, HB
- 1950 Bob Petruska, QB
- 1951 Pat O'Donahue, DE
Rollie Strehlow, HB
- 1955 Jim Haluska, QB
- 1958 Jim Fraser, G
- 1960 Ron Perkins, G
- 1966 Tony Loukas, OG
Bob Richter, LB
- 1969 Stu Voigt, TE
- 1971 Neil Graff, QB
Alan Thompson, FB
- 1973 Mike Seifert, DT
- 1975 Terry Stieve, OG
- 1976 Ron Egloff, TE
- 1978 Greg Gordon, DB
Jim Moore, C
- 1982 Tim Stracka, WR
- 1983 Mike Herrington, LB
Brian Marrow, DB
Randy Wright, QB
- 1986 Tim Jordan, DE
Nate Odomes, DB
- 1987 Glenn Derby, OG
Rod Lossow, C
- 1988 Todd Nelson, OG
- 1990 Brady Pierce, OT

East-West Shrine Game

(San Francisco, Calif.)

- 1927 Austin Strauble, T
Earl Wilke, C
- 1928 Rube Wagner, T
- 1930 Milt Gantenbein, E
Milo Lubratovich, T
- 1932 Russ Rebolz, HB
- 1935 Mario Pacetti, G
- 1937 Ed Jankowski, FB
- 1939 Howard Weiss, FB
- 1943 Dave Schreiner, E

- 1945 Earl Girard, QB
Jack Mead, E
- 1948 Earl Maves, HB
- 1950 Joe Kelly, LB
- 1951 Gene Felker, DE
James Hammond, FB
Jerry Smith, T
- 1956 Pat Levenhagen, HB
- 1957 Bill Gehler, G
Dan Lewis, RB
- 1958 Jon Hobbs, FB
Dick Teteak, C
Sidney Williams, QB
- 1961 Tom Wiesner, FB
- 1962 Ron Miller, QB
- 1963 Ken Bowman, C
Roger Pillath, T
- 1964 Jon Hohman, OG
Jimmy Jones, LE
- 1967 Tom Domres, DT
- 1970 Bill Gregory, DT
- 1973 Mike Seifert, DT
Mike Webster, C
- 1974 Jack Novak, TE
- 1975 Dennis Lick, OT
- 1978 Lawrence Johnson, DB
- 1979 Ray Sydnor, TE
- 1982 Bob Winckler, OT
Scott Bergold, DT
Richard Johnson, DB
Jim Melka, LB
- 1986 Nate Odomes, DB
- 1991 Troy Vincent, DB
- 1993 Joe Panos, OT
Cory Raymer, C
Joe Rudolph, OG
Mike Thompson, DT
Barry Alvarez, Coach

Hula Bowl

(Honolulu, Hawaii)

- 1950 Joe Kelly, LB
- 1952 Gene Felker, DE
- 1959 Dick Teteak, C
- 1960 Jim Heineke, T
Jerry Stalcup, G
- 1961 Tom Wiesner, FB
- 1962 Ron Miller, QB
- 1963 Pat Richter, E
Ron Vander Kelen, QB
- 1964 Ken Bowman, C
Roger Pillath, OT

- 1965 Jon Hohman, OG
Jim Jones, E
- 1967 Eric Rice, DE
- 1969 Ken Criter, LB
- 1971 Bill Gregory, DT
- 1973 Rufus Ferguson, RB
- 1974 Mike Webster, C
- 1975 Jack Novak, TE
- 1976 Dennis Lick, OT
- 1979 Ray Snell, OT
- 1980 Dave Ahrens, LB
- 1981 Dave Mohapp, FB
- 1982 Tim Krumrie, NG
- 1984 Jeff Dellenbach, OL
Al Toon, WR
- 1987 Paul Gruber, OL
- 1992 Chuck Belin, OL
- 1993 Lamark Shackerford, NG
- 1994 Jeff Messenger, DB
Michael Roan, TE
Mike Thompson, DT

Japan Bowl

(Tokyo, Japan)

- 1976 Dennis Lick, OT
Steve Wagner, DB
- 1979 Lawrence Johnson, DB
- 1980 Tom Schremp, DT
- 1981 Dave Mohapp, FB
- 1982 Matt VandenBoom, S
Ron Versnik, C
Bob Winckler, OT
- 1984 Darryl Sims, DT
Al Toon, WR
Dan Turk, C
- 1985 Bob Landsee, OL
- 1990 Don Davey, DT
- 1991 Troy Vincent, DB
- 1992 Chuck Belin, OL
Barry Alvarez, Coach

Senior Bowl

(Mobile, Ala.)

- 1950 Gwynn Christensen, FB
Hal Otterback, T
Bob Radcliffe, LB
- 1952 John Coatta, QB
Hal Faverty, E/LB
- 1954 Alan Ameche, FB
Norm Amundsen, OG
- 1956 John Dittrich, OT
Jim Haluska, QB
- 1960 Dave Kocourek, E
- 1968 Tom Domres, DT
- 1972 Alan Thompson, FB


- 1974 Mike Webster, C
- 1976 Terry Stieve, OG
- 1979 Ray Snell, OT
- 1981 Von Mansfield, DB
- 1982 Tim Stracka, TE
- 1984 Scott Bergold, DT
- 1987 Glenn Derby, OG
- 1988 Todd Nelson, OG
- 1990 Don Davey, DT
- 1993 Mark Montgomery, FB
Joe Panos, OT
- 1994 Terrell Fletcher, RB
Kenny Gales, DB
Mike Verstegen, OT

Chicago Tribune All-Star Game

(Chicago, Ill.)

- 1937 John Golemgese, T
Ed Jankowski, FB
- 1939 Lynn Hovland, G
Howard Weiss, FB
- 1941 George Paskvan, FB
- 1942 Tom Farris, QB
- 1943 Len Calligaro, B
Bobby Dierks, QB
Tom Farris, QB
Pat Harder, FB
- 1945 Frank Lopp, T
- 1946 Pat Harder, FB
Frank Hekkers, T
Elroy Hirsch, RB
Jack Mead, E
Evan Vogds, G
- 1947 Clarence Esser, T
Fred Negus, C
- 1948 Earl Girard, QB
Earl Maves, HB
- 1949 Ben Bendrick, FB
- 1952 Hal Faverty, E/LB
Pat O'Donahue, E
- 1955 Alan Ameche, FB
James Temp, E
- 1956 John Dittrich, G
Jim Haluska, QB
- 1960 Jerry Stalcup, G
- 1963 Pat Richter, E
Ron Vander Kelen, QB
- 1964 Ken Bowman, C
Roger Pillath, T
- 1971 Bill Gregory, DT
- 1974 Mike Webster, C
- 1975 Dennis Lick, OT
Steve Wagner, DB

Boldface indicates game MVP



Guard Joe Rudolph



Noseguard Lamark Shackerford

Heisman Trophy

Alan Ameche

'54 Heisman Trophy winner


Alan Ameche, the bruising fullback from Kenosha, Wis., is the only Badger football player to win the Heisman Trophy, given to college football's top player.

Ameche, a two-time all-American, won the trophy in 1954 after rushing for 641 yards and nine touchdowns.

Additionally, he made first-team all-America squads by the Football Writers' Association, *Look*, NEA, *Paramount News*, *All-Academic*, *Athletic Publications*, *Catholic Weekly* and UNICO (National Italian Association). He was also named United Press National Back-of-the-Year as a senior.


The Big Ten's leading rusher twice in his career, Ameche brought much distinction and honor to the UW. He was an academic all-American as a junior and senior. Ameche also became the first Badger to earn membership in the CoSIDA Academic All-America Hall of Fame. He was inducted in 1992.

Nicknamed "The Horse" for his rugged running style, Ameche left Wisconsin as the NCAA's career rushing leader. His 3,345 yards are currently fourth in Wisconsin history. Ameche led the Badgers to a 26-8-3 record during his career and a berth in the 1953 Rose Bowl.



BADGERS IN THE HEISMAN TROPHY RACE

- 1938 Howard Weiss, 6th
- 1942 Dave Schreiner, 10th
- 1953 Alan Ameche, 6th
- 1954 Alan Ameche, 1st**
- 1959 Dale Hackbart, 7th
- 1962 Pat Richter, 6th
- 1962 Ron Vander Kelen, 9th



The 1954 Heisman Trophy winner, Wisconsin's Alan "The Horse" Ameche.

Alan Ameche's Career Rushing Totals

Season	Att	Net	Avg.	TD	Lg
1951	157	824	5.2	4	64
1952	233	1,079	4.6	7	43
1953	165	801	4.8	5	41
1954	146	641	4.4	9	47
Career	701	3,345	4.8	25	64

All-Big Ten (First-team only)

1906 Ewald Stiehm, C	1919 Paul Meyers, E	1942 Dave Schreiner, E "Pat" Harder, HB/FB Fred Negus, C Elroy Hirsch, HB	1967 Ken Criter, LB Tom Domres, T	1983 Jim Melka, LB Al Toon, WR
1907 John Messmer, G	1920 "Red" Weston, E	1945 Clarence Esser, T	1968 Ken Criter, LB	1984 Jeff Dellenbach, OT Richard Johnson, DB Darryl Sims, DT Al Toon, WR
1908 John Messmer, G Harlan Rogers, E Oscar Ostoff, T Jack Wilce, FB	1921 "Rowdy" Elliott, HB	1947 Bob Wilson, C/E	1970 Bill Gregory, E Chuck Winfrey, LB	1985 Bob Landsee, OG
1909 James Dean, E William Mackmiller, G	1922 Marty Below, T Gustaf Tebell, E Rollie Williams, QB	1949 Bob Wilson, C/E	1971 Rufus Ferguson, RB	1986 Michael Reid, LB Nate Odomes, DB
1910 James Dean, E	1923 Marty Below, T Merrill Taft, FB	1951 John Coatta, QB	1972 Rufus Ferguson, RB Dave Lokanc, LB	1987 Paul Gruber, OT
1911 Ed Hoeffel, E R.E. Branstad, T A.L. Buser, T H.S. Ofstie, E John Moll, QB Al Tandberg, FB	1925 Doyle Hamilton, HB	1952 Alan Ameche, B Dave Suminski, T Bob Kennedy, G George O'Brien, G	1973 Billy Marek, RB Mike Webster, C	1990 Don Davey, DT
1912 Ed Hoeffel, E H.S. Ofstie, E Al Tandberg, FB Edward Samp, T Max Gelein, G "Tubby" Keeler, G "Butts" Butler, T Edmund Gillette, QB John VanRiper, HB	1927 "Toad" Crofoot, HB	1953 Alan Ameche, B George O'Brien, G	1974 Dennis Lick, OT Billy Marek, RB Jack Novak, E	1991 Troy Vincent, DB
1913 "Tubby" Keeler, G "Butts" Butler, T	1928 Rube Wagner, T	1954 Alan Ameche, B Gary Messner, G George O'Brien, G	1975 Dennis Lick, OT Billy Marek, RB Terry Stieve, OT	1992 Chuck Belin, OG Gary Casper, LB Lamark Shackerford, NG Rich Thompson, K
1914 "Cub" Buck, T	1929 John Parks, G	1958 Jerry Stalcup, G Dick Teteak, C	1977 Dennis Stejskal, DE	1993 Darrell Bevell, QB Jeff Messenger, CB Brent Moss, RB Joe Panos, OT Cory Raymer, C Michael Roan, TE Joe Rudolph, OG Lamark Shackerford, NG
1915 "Cub" Buck, T Dow Byers, HB	1930 Milo Lubratovich, T Greg Kabat, G	1959 Dale Hackbart, B Dan Lanphear, T Jerry Stalcup, G	1979 Dave Mohapp, FB Ray Snell, OT	1994 Jeff Messenger, DB Cory Raymer, C Joe Rudolph, OG Mike Thompson, DT Mike Verstegen, OT
1916 Paul Meyers, E	1931 Greg Kabat, G	1961 Pat Richter, E	1980 Tim Krumrie, NG	
1917 W.M. Kelly, E Eber Simpson, QB	1932 Greg Kabat, G	1962 Pat Richter, E Ron Vander Kelen, QB	1981 David Greenwood, DB Tim Krumrie, NG Dave Mohapp, FB Darryl Sims, DT Matt VandenBoom, DB	
	1933 George Paskvan, FB	1963 Louis Holland, LB	1982 David Greenwood, DB Tim Krumrie, NG Darryl Sims, DT Matt VandenBoom, DB Bob Winckler, OT	
	1938 Jack Murray, C Howard Weiss, FB	1966 Bob Richter, LB		
	1940 George Paskvan, FB			
	1941 Dave Schreiner, E "Pat" Harder, HB/FB			

Lettermen

A

Abbott, Allen	1900,01,02,03
Ace, Norris	1951
Ackert, James	1944
Adam, Tyler	1990,91,92,93
Addy, Henry	1976
Ahara, Edwin	1890,91
Ahrens, Dave	1977,78,79,80
Alberts, Rodger	1964,65
Albright, Edward	1968,69,70
Albright, William	1948,49,50
Alexander, Arthur H.	1911,12,13
Alexander, Walter A.	1894,95,99
Alford, Harry	1969
Allen, John	1957
Allen, Maynard	1906
Altmann, Robert	1957,58,59
Ambrose, Steven	1955,56
Ameche, Alan	1951,52,53,54
Amundsen, Norman	1953,54
Anderson, Ashley	1941,42,46
Anderson, Brian	1985,86,87,88
Anderson, Dave	1975
Anderson, Dave	1994
Anderson, Earl	1895,97,98,99
Anderson, Ross	1978,79,80
Anderson, Sidney	1909
Andrykowski, Ervin	1951,52
Anthony, Thomas	1960
Anthony, Todd	1993
Antonie, William	1987,88,89
Apkarian, Gregory	1973
Armentrout, Joe	1983,84,85,86
Armstrong, Brett	1981,82,83
Arneson, Dave	1983,84
Arpin, H.A.	1911
Artley, Marvin	1985,86,87,88
Ashby, Solomon	1986
Atkinson, W.	1896
Aulik, David	1965
Austin, Tim	1972


B

Bachhuber, James	1972,73
Bachman, J. Cary	1951
Backus, August	1928,29
Baer, Richard	1960,61
Baffico, Steve	1994
Bahlow, Ed	1944
Bailey, Raymond	1975,76
Baine, W.M.	1903
Ballweg, Charles	1970
Bakken, Jim	1959,60,61
Banaszak, John	1987,88,89
Bandor, Gary	1965
Bangert, Donald	1960
Barber, Greg	1976,77,78
Barker, Mike	1990
Barkley, Matt	1990
Barnes, Harry	1920

Barnum, Rolland	1924,25,26
Baron, Daniel	1972
Barr, Wallace	1919,20,22
Barryman, C.	1895
Barrios, Richard	1972,73
Barth, George	1892
Bartholomew, Ken	1928
Basten, Jim	1988,89,90
Batsch, Dan	1987,88,89,90
Baumann, Robert	1940,41,42
Baxter, Richard	1982,83
Becker, Michael	1972,74
Becker, Robert	1933,34
Beddell, M.	1898
Begel, William	1931
Behr, Samuel	1928,29,30
Belcher, Kevin	1982,83,84
Belin, Chuck	1989,90,91,92
Bellford, Russ	1983,84
Bellile, Ken	1938
Bellin, Roy	1936,37,38
Bellows, Frank	1912,13,14
Below, Martin	1918,22,23
Bender, John	1933,34
Bendrick, Ben	1945,46,47,48
Bennett, Tom	1946,47,48
Bennett, Steve	1948,49
Benninger, Michael	1973,74
Bentson, Harold	1923
Benz, Fred	1935,36,37
Benzschawel, Scott	1985,87
Berg, David	1965,66
Berg, M.J.	1916
Berger, Louis	1912
Bergold, Scott	1982,83,84
Bernard, Giscard	1994
Berndt, Charles	1950,51,52

Bernet, Lee	1962,63,64
Berriman, Daniel	1982
Bertke, Wilson	1902,03,04
Bestor, Glenn	1955,56
Bestor, Scott	1986,87,88
Bevell, Darrell	1992,93,94
Beyers, Dow	1915
Bichler, David	1960,61
Bieberstein, Adolph	1922,23,24
Bingham, James	1933
Binish, Stanley	1928,29
Blackbourne, Lisle	1946,47,48,49
Blackburn, Bill	1889
Blackman, Thane	1923,24,25
Blackmun, Gil	1956
Blair, E.R.	1899
Blake, Rex	1967,68
Blaskowski, Curt	1978,79,80
Bleyer, Charles	1906
Bliss, Donald	1965,66,67
Bloedorn, Arthur	1956
Bobo, Frederick	1985,86
Bohlig, Gregg	1972,73,74
Boliaux, Guy	1978,79,80,81
Bondi, Hobart	1917
Boodry, Kevin	1976
Booher, Martin	1953,54,56
Booker, Earl	1979,80,82
Boots, Richard	1966
Bonner, Brian	1983,84,85
Borders, John	1967,68
Borgerding, Mike	1977
Borland, Kyle	1979,80,81,82
Bosold, Edward	1971,72,73
Bourne, Jim	1990,91,92
Botham, Richard	1944
Bowers, Dale	1946

Bowman, Kenneth	1961,62,63
Boyajian, John	1966,67
Boyke, Scott	1989
Boykins, Michael	1983,84,85,86
Boyle, F.E.	1907,08
Boyle, Pat	1941,42
Brader, James	1918,19,20,21
Bradley, Henry	1898
Brady, Donny	1993,94
Braker, Thomas	1977,78,79
Branaman, Lance	1983,84,85
Brandstat, R.	1910,11
Brandt, Harold	1962,63,64
Brandt, William	1974,75
Bratt, Clarence	1953,54
Bratton, Charles	1930,31
Braun, Robert	1971,72,73
Breckenridge, William	1912,14
Brekke, Brad	1988,89,90
Brekke, Michael	1987
Breuscher, Terry	1976,77
Brewer, Chester	1896
Brhely, Michael	1978
Bridgeman, John	1955,56
Brigham, Thomas	1964,65
Bright, George	1910,11,12
Briggs, Thomas	1968
Brindly, Thaddeus	1904,05
Brockett, John	1966
Brodhagen, Eugene	1936,37,38
Bronson, Paul	1940,41
Brooks, W.L.	1889
Brown, Aaron	1989,90,91,92
Brown, Clarence	1968
Brown, Jamel	1991,92,93,94
Brown, Tom	1990,91
Browning, Keith	1986
Bruce, Andrew	1889,90,91
Bruhn, Peter	1962
Brumder, W.C.	1889
Brumm, Roman	1918,21
Brunston, Jevon	1993
Bryan, Mike	1991,92
Bucci, Frank	1933
Bucciarelli, Gale	1965,66
Buck, Howard	1913,14,15
Budde, John	1935
Budde, Robert	1982
Bunge, G.C.	1919,20,21
Bunge, George W.	1893,94
Bunker, Eugene	1909,10
Burgess, Yusef	1990,91,92,93
Burks, Archie Roy	1950,51,52
Burks, David	1987,88
Burney, Richard	1979
Burns, Jason	1991,92,93,94
Burrus, Jefferson	1924,25,26
Burt, Charles	1965,67
Burt, Michael	1975,77,78
Buser, Alfred	1910,11,12
Bush, James	1902,03,04,06
Buss, Gary	1968,69,70
Buss, Lynn	1966,67,68
Buss, Ronald	1970,71,72
Buss, Terry	1973,74,75
Butler, Nathaniel	1968,69,70
Butler, Robert	1911,12,13



Gregg Bohlig

C

Cabral, Armand	1977,78,79
Callahan, Russell	1934
Calligaro, Len	1941,42
Cameron, Don	1925,26,27
Cammett, Stuart	1977
Campbell, Joe	1944
Campbell, LaMar	1994
Campbell, Tyrone	1989
Canada, Larry	1973,74,75,76
Canny, Thomas	1952
Cantrell, Brandon	1994
Carl, DuWayne	1957
Carl, Harland	1951,52,53
Carlson, Ronald	1956,57
Carney, Theo	1992,93,94
Carolan, Penn	1943
Carpenter, Charles	1916,17,19
Carr, Kemal	1983,84
Carroll, Mike	1975,76
Carter, Daryl	1993,94
Carter, Fred	1910
Cascadden, Chad	1993,94
Case, Charles	1892
Casey, George	1928,29,30
Casey, Michael	1978,79
Casper, Gary	1989,90,91,92
Castle, Lewis	1912
Castro, Cayetano	1993,94
Catlin, Mark	1930,31
Cavill, Michael	1966,67,68
Cepicky, Scott	1984,85,86,87
Chaconas, George	1990
Chamberlain, Alonzo	1898,99,00,03
Chamberlain, H.R.	1898,99
Chambers, C.C.	1911
Chandler, Patrick	1967
Chaney, Charles	1945
Charles, David	1976,77,78
Chavez, Phil	1993
Christensen, Gwynn	1948,49
Christenson, Dennis	1978,79
Christianson, Carl	1921
Christianson, Edward	1934,35,36
Christian, Richard	1975,76
Chryst, George	1957,58
Chryst, Paul	1986,87,88
Cibik, Vince	1938
Cinelli, Rocco	1956
Cisler, James	1986
Clark, B.N.	1889
Clark, F.	1903,04,06
Clark, John	1964
Clarke, Robert	1943
Clauss, Joseph	1935,36
Clawson, Larry	1973
Claypool, Tywin	1989
Cleary, Pat	1990
Coatta, John	1949,50,51
Cochems, Ed	1897,98,99,00,01
Cochems, Henry	1894
Cohee, Kevin	1977,78
Cole, Jess	1980,81
Cole, Wallace	1926
Cole, Walter	1935,36,37
Coleman, Harry H.	1891
Collias, Nicholas	1944,47,48
Collins, Pat	1974,75,76
Collins, William	1918,1919,20
Collins, Willie	1981
Commander, Azree	1994



Larry Emery

Comstock, N.	1894,95,96,97,98
Cone, Robert	1939
Connor, Charles	1943
Connor, Gordon	1926,27,28
Connors, Phillip	1972
Conry, Clifford	1928
Cooper, F.	1907
Cooper, Myron	1956,57
Corcoran, Gordon	1957
Cory, W.	1896
Cox, John	1977
Cox, T.A.	1944,46,47,48
Craine, James	1952
Cramer, Herbert	1916
Crawford, Lionell	1988,89,90,92
Crenshaw, T.P.	1892
Criter, Kenneth	1966,67,68
Crofoot, Edwin	1925,26,27
Crooks, Daniel	1969,70
Crossen, David	1975,76,77,78
Cuccia, Henry	1965,66
Cuisinier, Frank	1927,28
Cullen, Mark	1972,73,74
Culver, Harry	1907
Cummings, Leo	1913,14,15
Cunningham, C.J.	1906,07,08
Currier, Charles	1964,65
Currier, Ken	1942,46,47
Curtin, Joseph	1906
Curtis, Arthur	1898,99,00,01
Curtis, H.	1906
Curtis, Louis	1987
Cusack, Donald	1944
Cuthbert, Donald	1931
Cvengros, Jerome	1955
Cwayna, Michael	1953

Czech, Dave	1990,91
Czechowicz, Bob	1974,75,76,77
Czechowicz, Thomas	1975,76

D

Dal Sasso, Anthony	1943,44
Damos, Ted	1940,41
Darby, James	1994
Daum, R.	1901
Davey, Allen	1917,19,20
Davey, Don	1987,88,89,90
Davey, John	1943,44
Davidson, T.R.	1907,08
Davis, A.	1893
Davis, Anthony	1972
Davis, Carl	1973
Davis, Christopher	1971,72,73
Davis, Chucky	1979,81,82
Davis, Ralph	1946
Davis, Raymond	1934
Davies, James	1927,28
Davies, William	1936,38
Davy, George	1913
Dawkins, J.C.	1992,93,94
Dawkins, Joseph	1968,69
Dean, James	1908,09,10
Dean, Joseph	1897
Deanovich, George	1933,34
Deerwester, Charles	1972,73
Dehnert, George	1934
Delaney, Pat	1980
Dellenbach, Jeff	1981,82,83,84

DeLisle, James	1968,69,70
DeRamus, Lee	1991,92,93
Derby, Glenn	1985,86,87
Derleth, Henry	1958,59,60
Dering, Charles	1900,01,04,05
Diatelevi, Pete	1993,94
Dickinson, Henry	1893,94,95
Dickert, Gary	1972,73,74
Dierks, Robert	1941,42
DiSalvo, Steve	1976
Dittman, Fred	1906,07
Dittman, J.	1906
Dittrich, John	1954,55
Dixon, John	1952,53
Dixon, John	1980
Dixon, Ken	1975,76
Doar, Fred	1943
Doerger, Jerome	1978,79,80,81
Dohmeier, Thomas	1976
Donaghey, James	1918
Donaldson, James	1934
Donnellan, Dave	1947
Donovan, Louis	1904,05
Dooney, Ray	1943
Door, J.	1900
Doran, Mark	1980,81,82
Domres, Thomas	1965,66,67
Dornburg, Roger	1951,52,53
Dorsch, Albert	1937,38,39
Downham, Thomas	1960
Downing, Robert	1948,49
Doyle, John	1937,38,39
Draws, John	1948
Dreutzler, C.	1908
Dreyer, Wally	1946,47,48
Driver, Earl	1899,00,01,02
Drummond, William	1974,75
Dudley, Anthony	1977
Dunaway, Don	1929
Durkin, Joseph	1952
Dyer, Warren	1965,66,67

E


Eagleburger, Leon	1922,23
Eckl, Robert	1937,38,39
Edler, Ray	1916
Edwards, Clarence	1931,32
EGgebrecht, Otto	1920
Eggers, Virgil	1930
Egloff, Ronald	1974,76
Ellerson, Gary	1982,83
Elliott, Alvah	1919,20,21
Elliott, Bruce	1944,47,48,49
Elliot, Anthony	1977
Ellis, Fred	1941
Ellison, Kevin	1990
Embach, James	1947,48,49
Emback, Dick	1938,39,40
Emery, Larry	1983,84,85,86
Engelke, Robert	1931
Engle, Bob	1944,45
Engler, Derek	1994
Erdmann, Scott	1975,76,77,78
Esser, Clarence	1943,44,45,46
Esser, Norbert	1952,53
Eulberg, John	1943
Evans, Gene	1946,47,48,49
Ezerins, Elmars	1960,62

F

Fabry, John	1962
Fagerstrom, Eric	1939
Farmer, Ralph	1963,64
Farris, Tom	1939,40,41
Faverty, Harold	1945,48,50,51
Fawley, Charlie	1984,85,86
Fedenia, James	1969,70
Fee, John	1944
Felker, Eugene	1950,51
Ferguson, John	1933
Ferguson, Rufus	1970,71,72
Fields, Leonard	1967,68
Fields, Russell	1983,84,85
Filiatraut, John	1990
Filtzer, Robert	1915,16
Findlay, Albion	1902,03,04,05
Fischer, Sid	1943
Fish, John	1933,34,35
Fisher, Orville	1939
Fixmer, Mike	1980
Fladoes, Martin	1919
Flanigan, Brian	1994
Fleischer, O.J.	1904
Fleming, Neil	1961
Fletcher, Eddie	1988,89,90,91
Fletcher, Terrell	1991,92,93,94
Flower, L.B.	1891
Flowers, Otis	1987,88
Floyd, Rufus	1975
Fogg, Joseph	1901,02,03
Fontaine, Thomas	1933,34
Ford, Eric	1987
Forrest, H.G.	1895,97
Fortino, Victor	1985,86,87,88
Fowee, John	1970
Fowler, Carlos	1990,91,92,93
Fox, John	1962
Fox, Orville	1939
Frain, Ronald	1962,63,64
Frank, Arthur	1906,09
Franz, James	1973,74,75
Fraser, James	1957,58
Fredrick, Craig	1980,81
Freeman, Damone	1988,89
Freeman, John	1890,91,92,93
Frei, Jerry	1942,46,47
Freimuth, Robert	1963
Freis, Randal	1971
Freund, Robert	1946,47
Fricke, Harry	1944,45
Fritz, Steve	1983
Fritz, William	1965,66,67
Froelich, Kevin	1973
Frokjer, Randy	1972,73,74
Fronek, David	1963,64,65
Fucik, Robert	1907,08,09,10
Fuchs, George	1945,46
Fugitt, C.T.	1897
Fulco, Frank	1982
Fullington, Tim	1985

G

Gaatz, David	1983,84,85
Gable, William	1948,49,51
Gage, Fred	1938,39,40
Gales, Kenny	1993,94
Gallagher, John	1946



Dale Hackbart

Galletti, Mike	1994
Galvin, M.E.	1914
Gamber, Jeff	1985
Gantebein, Milton	1928,29,30
Gardner, M.L.	1914,15,16
Garnsey, E.G.	1916
Garrot, William	1938
Gaskill, Glenn	1967
Gassner, Kevin	1974,75
Gavre, Vince	1936,37,38
Gay, Al	1994
Gehler, William	1956,57
Gelbach, Warren	1905,06
Gelein, E.A.	1912,13
George, Wray	1944,45,46,47
Gerber, Ervin	1923
Gibson, Edward	1920,21,22
Gilbert, Harry	1948,50,51
Gile, Gordon	1938,39,40
Gill, Ralph	1921
Gillette, Edmund	1910,11,12
Gingrass, Robert	1953,54
Girard, Earl	1944,47
Gladem, Wendell	1981,82,83
Glavin, Terry	1992,94
Glenn, Damon	1994
Gnabah, Walter	1930
Godfrey, Rick	1989,90
Goeke, James	1965
Goldenberg, Charles	1930,31
Golemgeske, John	1933,35,36
Goodman, Robert	1965
Gordon, Greg	1975,76,77,78
Gorman, Michael	1985
Gosa, Gerald	1974
Gotstein, John	1927
Gotta, John	1959,60

Gould, Harry	1897
Gould, Stevens	1917,19,21
Grabow, Brad	1982,83,84
Gradisnik, Anthony	1937,38,39
Graf, Rick	1983,84,85,86
Graff, Neil	1969,70,71
Graham, Robert	1977
Granitz, Frank	1941,46
Graper, Leslie	1916
Gray, Wells	1954,55
Green, Charles	1975,77,78,79
Green, Gerald	1979,80,81,82
Greenwood, David	1979,80,81,82
Gregg, John	1895,97
Gregoire, Todd	1984,85,86,87
Gregory, William	1968,69,70
Grice, Michael	1974,75
Grimm, Richard	1960,61
Grinde, Roger	1936
Grisley, William	1966,67
Grogan, Francis	1904
Gross, Michael	1962
Grossman, Robert	1965,66
Gruber, Paul	1985,86,87
Grudzinski, James	1964
Grundy, Jack	1981
Gulseth, Wendell	1952,53
Gunderson, B.C.	1915

H

Haas, Michael	1972
Habeck, Milton	1971
Haberman, Hal	1945,48,49

Hable, Bernard	1979
Hable, Burton	1952
Hackbart, Dale	1957,58,59
Hackbart, Vernon	1965
Haese, Jack	1944
Hady, Patrick	1979,80,81,82
Hagberg, Earl	1956
Hall, John	1993,94
Hallberg, John	1986
Halleran, Timothy	1976
Haluska, James	1952,54,55
Halverson, Charles	1949
Hammen, Edwin	1917
Hammerson, E.J.	1901
Hammond, James	1949,50,51
Hannah, Albert	1969,70,71
Hancock, Howard	1915,16,17
Hanke, Del	1944
Hanley, Bob	1945,47,48
Hansen, David	1950,51
Hanssen, Robert	1972,73
Hanzel, Lawrence	1948,49
Hanzlik, Bob	1941
Harder, Pat	1941,42
Harmon, Doyle	1924,25,26
Harmon, Leo	1924,25
Harney, Brian	1971,72,73
Harot, Henry	1929
Harrington, Michael	1973
Harris, Welton	1922,23,24
Harrison, Marck	1982,83,84
Hart, Edward	1957,58,59
Hartlieb, Andy	1986,87,88
Hartman, Edward	1937
Haukedahl, Stan	1934,36
Haworth, Richard	1931,32,33
Hayes, Donald	1994
Hayes, Neil	1927
Hazard, William	1974
Hazzard, William	1897
Hearn, Napoleon	1961
Heath, Stan	1946
Hecker, Robert	1944
Heckl, Joe	1962,63
Hegseth, Stuart	1976
Hegwood, Ronald	1976
Hein, Chris	1991,92,93,94
Heineke, James	1957,58,59
Heineke, John	1957
Heinz, Lawrence	1943
Helt, Mark	1985
Henderson, Jimmy	1989
Hennig, James	1964
Henrici, Ronald	1962
Henry, Robert	1940
Herrington, Mike	1979,80,82,83
Hertel, William	1955
Hess, William	1960,61
Higgins, Peter	1967,69
Hildreth, Harry	1943
Hile, Charles	1893
Hill, Early	1956,57,58
Hiltgen, Chris	1989
Hintz, Eldridge	1946,47
Hirsbrunner, Paul	1940,41,42
Hirsch, Elroy	1942
Hobbs, Jon	1956,57,58
Hobbs, William	1957,58,59
Hodges, Dennis	1943
Hoeffel, J. Merrill	1910,11,12
Hoegh, Mark	1952,53
Hoehn, Armand	1946,47
Hofer, Kenneth	1956
Hoffman, Brian	1984,85
Hoffman, Duncan	1964

Hoffman, Edward	1966,67,68
Hoffman, John	1971
Hohfield, Rudolph	1921,22
Hohman, Jon	1962,63,64
Holland, Louis	1961,62,63
Holland, Louis Jr.	1985
Holloway, Robert	1938,39
Holm, Kurt	1977,78
Holmes, George	1944
Holmes, Harvey	1897,98
Holmes, James	1957,58
Holstein, William	1901
Holt, Reggie	1990,91,92,93
Holzwarth, Karl	1957,59
Hoppman, Dave	1976
Hoskins, Mark	1940,41,42
Hosler, H.	1906,07
Hotchkiss, George	1927
Houston, Thomas	1977,80
Hovland, Lynn	1935,37,38
Howard, David	1954,55,56
Howard, J.	1906,08
Howard, Larry	1962,64
Howard, Michael	1984,85,86
Howay, Gregory	1963
Howell, Daniel	1987,89
Hubbard, Tom	1945
Hudson, Craig	1986,87,88,89
Huggett, Jerry	1991
Hughes, Paul	1981
Humphries, Anthony	1985
Hunt, Fred	1904
Hunt, Leon	1986,87,88,89
Hunter, Malvin	1987,88,89,90
Huntley, Kevin	1994
Huntley, Lee	1906,07
Husting, Berthold	1898
Hutchinson, William	1950,51,52
Huxhold, Kenneth	1948,49,50
Huxhold, Terry	1958,59,60
Hyland, Richard	1968,69,70

I

Iakisch, Robert	1907,08
Irish, Russell	1922,23
Isom, Adolph	1968,69

J

Jackson, Brandt	1967,68
Jackson, Keith	1993,94
Jackomino, Bradley	1976,77,78
Jacobazzi, Roger	1962,63,64
Jacobi, Gustav	1917,19
Jacobs, H.H.	1892,93,94,95
Jacobson, Carl	1910
Jaeger, Roger	1969,70,71
Jakious, Richard	1972,73,74
Jankowski, Eddie	1934,35,36
Jankowski, Thomas	1964,65,66
Jansen, Brian	1985
Janule, Victor	1966
Jax, James	1961
Jefferson, Theodore	1970
Jenkins, Lowell	1957,58,59
Jenkins, Michael	1972,73,74
Jenkins, Nathan	1965

THE NAME GAME

Nicknames have been a tradition in college football for many years. Listed below are a few of the most interesting monikers in Badger history.

Arthur "Sheep" Alexander	1912
Earl "Slam" Anderson	1895, '97-99
Alan "The Horse" Ameche	1951-54
George "Moose" Bright	1910-12
Howard "Cub" Buck	1914-15
Robert "Butts" Butler	1912-13
Edward "Toad" Crofoot	1927
C.J. "Coots" Cunningham	1906-08
Earl "Keg" Driver	1899-1902
Alvah "Rowdy" Elliott	1921
Rufus "Roadrunner" Ferguson	1970-72
Earl "Jug" Girard	1944, '47
Charles "Buckets" Goldenberg	1930-31
Jim "Bumbles" Haluska	1952, '54-55
Marlin "Pat" Harder	1941-42
Elroy "Crazylegs" Hirsch	1942
Greg "Grape Juice" Johnson	1969, '71
Ray "Tubby" Keeler	1912-13
Albert "Norsky" Larson	1898-1901
Earl "Stanley Steamer" Maves	1946-47
Frances "Mickey" McGuire	1930-32
Frank "Moon" Molinaro	1930, '32
Pat "The Kangaroo Kicker" O'Dea	1896-99
Harlan "Biddy" Rogers	1906-08
Coach Harry "Little General" Stuhldreher	1936-48
Coach "Gloomy" Glenn Thistlethwaite	1927-31
Alan "A-Train" Thompson	1969-71

Jensen, Howard	1929,30
Jensen, Paul	1934,35,36
Jenson, Joel	1964
John, Rex	1938, 45
Johnson, Albert	1905,06
Johnson, Bob	1963
Johnson, Duane	1972,75
Johnson, Ervin	1936
Johnson, Eugene	1945
Johnson, Farnham	1942
Johnson, Gregory	1969,71
Johnson, James	1968,70
Johnson, Lawrence	1976,77,78
Johnson, Leon	1986,87,88,89
Johnson, Malcolm	1990
Johnson, Richard	1982,83,84
Johnson, Robert	1972,73,74
Johnson, Ron	1992,93,94
Johnson, Scott	1987,88
Johnston, Robert	1984,85,86
Joki, Matthew	1988
Joliffe, W.M.	1897,98,99
Jones, Bryan	1994
Jones, George	1904
Jones, James	1963,64
Jones, Michael	1981,82,83,84
Jones, Rex	1974,75

Jones, Theodore	1898, 1903
Jones, Thomas	1976
Jones, Timothy	1985
Jordan, Lynn	1933,34,35
Jordan, Tim	1982,84,85,86
Josten, John	1978,80,82
Joyce, Leo	1979,80,81
Juneau, William	1899,00,01,02
Jung, Louis	1964,65
Jurewicz, Bryan	1993,94


K

Kabat, Greg	1930,31,32
Kalasmiki, Mike	1978,79
Kaltenberg, Thomas	1975,76,77
Karel, John	1892,94,95,96,98
Kasiska, Robert	1924,25,26
Kaye, Jesse	1964,65
Keeler, Ray	1912,13,14
Keelling, David	1982
Keenan, Joe	1943
Kelich, Joe	1982,83
Kellogg, William	1960

Kelly, Joseph	1947,48,49
Kelly, Michael	1975,76
Kelly, Pat	1977,78
Kelly, W.M.	1914,16,17
Kemp, Nikki	1994
Kempthorne, Dion	1961,62
Kennedy, Brant	1985,86,87
Kennedy, Chris	1993
Kennedy, Martin	1913,14
Kennedy, Robert	1950,51,52
Kerr, James	1889,90
Kessenich, Paul	1949
Ketelaar, William	1927,28,29
Keyes, Bud	1985,86,87
Keyes, Orton	1917
Kieckhefer, Herbert	1916,17
Kiessling, Oscar	1921
Kiltz, John	1978
Kindt, Don	1943,45,46
King, Troy	1979,80,81,82
Kissling, Dan	1986,87,88,89
Kittel, Tom	1945,47,48
Klinzing, Vern	1945
Klosek, Timothy	1971
Kmet, James	1983,84,85,86
Knapp, George	1891,92
Knauff, Donald	1946,47,48,49
Knobel, F.	1898
Knoeck, Tim	1986,87,88,89
Kobza, Robert	1983,84
Koch, Thomas	1971,72
Koch, Walter	1915,16
Kocourek, David	1956,57,58
Koeck, Rich	1972,73,74
Koehler, Harold	1941
Koenig, William	1932,33
Kolbusz, Don	1939
Kolian, Richard	1955,56
Konovsky, Robert	1954,55
Kopina, Dan	1974,75
Kostka, Wayne	1966
Kouba, Steve	1994
Kowalski, Tim	1989
Krall, David	1976,77,78
Kralovec, Arthur	1916,17
Kranhold, Harvey	1931,32
Kreger, Jeffrey	1969
Kreick, Ray	1939,40,41
Krein, Joel	1979
Krepfle, Mike	1978,80
Kresky, Joe	1926,27,28
Kreuz, Louis	1914,15,16
Kreuz, Robert	1925,26
Kron, Gary	1968
Kroner, Gary	1961,62
Krueger, Lee	1990,91,92,93
Krueger, Matt	1991
Kruger, Kenneth	1929,30,31
Krugman, John	1970,71
Krumrie, Tim	1979,80,81,82
Kuenzler, John	1943
Kuhlemeier, James	1966
Kulcinski, Gerald	1958,59,60
Kull, Fred	1891,92,93,94,95
Kummer, Milt	1932,33,34
Kundert, Kenneth	1933,34
Kunesh, Ervin	1960
Kurek, Ralph	1962,63,64
Kusa, James	1943,44

L

La Bun, Vladimir	1974,75
LaCroix, Richard	1965,66
Ladewig, Fred	1940
Lager, Dennis	1965
Laird, Ken	1943
Lamia, Vincent	1973,74,75,76
Lamphere, Robert	1953
Landsee, Bob	1982,83,85
Lane, William	1949,50,51
Lange, Raymond	1911,12,13
Lanphear, George	1936
Lanphear, Dan	1957,58,59
Larson, Albert	1898,99,00,01
Larson, Lloyd	1924,25
Laubenheimer, Roger	1943,44
Leafblad, Ronald	1962,63,64
Leaper, Wesley	1918
Lee, Donald	1943,46
Lee, Rory	1990
Lehman, C.	1945
Leitl, Lester	1925,26
Leppla, Robert	1975
Lerro, Joe	1977
Lerum, Arnie	1899,00,01
Letz, Robert	1943
Leu, Robert	1950,51
Levenhagen, Mark	1972
Levenhagen, Michael	1973
Levenhagen, Pat	1954,55,56
Levenick, Dave	1977,78,79,80,81
Levine, Jason	1993
Levisee, Lester	1905
Lewis, Daniel	1955,56,57
Lewis, Greg	1973,74,75
Lewis, Richard	1980
Lick, Dennis	1972,73,74,75
Lick, James	1983
Lick, Steven	1975,76,77
Liethen, Alois	1929
Liljequist, Lawrence	1902,03
Linden, John	1928,29
Lindsey, Scott	1969
Linfor, Joe	1930,31,32
Little, Gary	1972
Little, James	1967
LoCascio, Guy	1974
Locklin, Ronald	1952,53,54
Locklin, Stuart	1946
Loehrke, John	1936,37,39
Loepfe, Dick	1941,46,47
Logemann, R.	1889
Lokanc, David	1970,71,72
London, Michael	1964,65
London, Michael	1991,92,93
Long, F.	1902
Long, Thomas	1924,25
Lonnborg, Thomas	1971,72
Loope, T.E.	1889
Lopp, Frank	1941,46
Lorenz, Albert	1938,39,40
Lorenz, Don	1978,79
Losse, Gary	1969,70
Lossow, Rodney	1985,86,87
Loukas, Anthony	1964,65,66
Lovshin, Leonard	1933,35,36
Lovshin, Ralph	1931,32
Lowe, Dean	1943
Lowe, William	1954,55,56
Lowery, Tony	1987,88,90,91
Lowman, M.	1907,08
Lubratovich, Milo	1928,29,30



Dave Mohapp

Lucas, Richard	1975
Luko, Jeffrey	1979,81
Luksik, Franklin	1957
Lund, Gary	1970,71,72
Lurtsema, Rob	1993
Lusby, William	1928,29,30
Lutz, John	1943
Lyle, J.T.S.	1897
Lyles, Kevin	1993,94
Lysek, David	1994
Lyman, F.S.	1899
Lyman, T.U.	1892,93,94
Lynch, Brendan	1988,89,90,91
Lyons, Eugene	1940,41,42
Lyons, Terry	1974,75,76

M

Macias, Jay	1991,92,93,94
Mack, Jeffrey	1972,73,74
Mackmiller, William	1901,10,11
Magazzeni, Joe	1988,89
Mahnke, Allan	1934,35
Mahone, Tyrone	1989,90
Makris, George	1941,42
Maksen, Bill	1991
Malesevich, Bronko	1936,37
Malesevich, Emil	1936
Malone, Wally	1982
Mals, Ray	1945
Mangum, Mark	1990
Manic, Dennis	1972,73
Maniecki, Jason	1991,93,94
Manley, Corey	1990,91,92
Mann, Berthold	1918
Mansfield, Arthur	1928
Mansfield, Bob	1948,50
Mansfield, Von	1980,81
Marcin, Raymond	1963,65
Marconi, Joseph	1985
Marek, Billy	1973,74,75

Margoles, Harry	1918,20
Marks, Randall	1968,69,70
Marrow, Brian	1981,82,83
Marsh, Charles	1902
Marshall, Albert	1900,01
Martin, Carl	1952
Martin, James	1937
Martin, Jay	1913
Martine, Jim	1978,79
Maselter, William	1964,65
Maternowski, Curt	1989,90,91,92
Mather, Israel	1898
Matthews, Ira	1975,76,77,78
Mauerman, J.F.	1898
Maves, Earl	1946,47
May, William	1943
Mayer, Michael	1970,71,72
Mayo, Brad	1987,88,89
McAndrews, Harry	1924,25
McCauley, Thomas	1966,67,68
McClish, Michael	1969
McConnell, Philip	1989
McConnell, Tim	1974,75,76
McCormick, Henry	1925
McCoy, James	1977,78
McCrorry, Raymond	1915,16
McCullough, Carl	1993
McFadden, Thad	1980,81,83,84
McFadzean, Jim	1940,41,42
McGettigan, Pat	1989,90,91,92
McGiveran, Stanley	1924
McGovern, T.Y.	1892
McGuire, Walter	1930,31,32
McKaskle, Herman	1927
McKay, Bob	1940,41,42
McKinney, Gerald	1961
McKinnon, Kyle	1981
McLaughlin, Paul	1943
McMaster, Paul	1913,14
McMillin, James	1962
McNamara, William	1953,54,55
McNaught, J.H.	1890
McPherson, Charles	1896
Mead, Jack	1941,44,45

Mearlon, James	1968
Mehring, Robb	1988
Melka, Jim	1981,82,83,84
Melzner, Arthur	1904
Messina, Angelo	1972
Messenger, Daniel	1979,80
Messenger, Jeff	1991,92,93,94
Messmer, John	1906,07,08
Messner, Gary	1953,54
Meyer, Martin	1944,45
Meyer, Robert	1943
Meyers, C.M.	1889
Meyers, Paul	1915,16,19
Meyers, Tilden	1948,49,50
Mialik, Lawrence	1969,70,71
Michuda, Andrew	1974,75,76
Mielke, David	1983,84
Mietz, Robert	1974
Miklusak, Neil	1994
Milaul, Frank	1941
Mileager, Richard	1975,76,77
Milek, Joseph	1964
Millar, William	1933
Miller, Carl	1922,23,24
Miller, Charles	1906,08
Miller, Chester	1928
Miller, Don	1939,40,41
Miller, James	1953,54,55
Miller, Jeff	1988,89,90
Miller, Kerry	1988,89,90
Miller, Ronald	1960,61
Miller, William	1953
Minter, Alan	1975,76,77
Moeller, Ralph	1937,38,39
Moffatt, William	1901,02
Moffett, Harold	1912
Mohapp, Dave	1978,79,80,81
Molinaro, Frank	1930,31,32
Moll, John	1908,10,11
Momcilovic, Milan	1987
Monk, Robert	1964
Monroe, Brad	1969
Montgomery, Ken	1962
Montgomery, Mark	1990,91,92,93
Montgomery, Steven	1977
Montoute, Sankar	1980
Monty, Pete	1993,94
Moon, Lancelot	1970,71
Moore, Brian	1959,60,61
Moore, James	1976,77,78
Morgan, Michael	1974,75,76,77
Morris, Melvin	1956,57
Mortell, Emmett	1935
Moss, Brent	1991,92,93
Moti, Kevin	1979,80
Mucklestone, R.W.	1907,08
Mucks, Arlie Sr.	1914
Muegge, Walter	1926
Mueller, Herb	1934
Mullen, Mike	1990
Murphy, Donald	1967,68,69
Murphy, Merritt	1900
Murphy, Peter	1907,08,11
Murray, Jack	1937,38,39
Muschinske, Bruce	1977

N

Namnick, Steve	1978
Nault, Jeffrey	1981,82
Neal, Marvin	1979,80,81,83
Negus, Fred	1942,46

Nellen, James	1934,35
Nelson, Gordon	1920,21
Nelson, Oscar	1893,94,96
Nelson, Parnell	1931
Nelson, Paul	1923,24,25
Nelson, Robert	1958,59
Nelson, Robert	1993
Nelson, Scott	1990,91,92,93
Nelson, Todd	1986,87,88
Nena, Gerald	1960
Nettesheim, Dave	1945
Nettles, James	1961,62,63
Newell, Robert	1987,88,89,90
Nichols, Thomas	1922,23,24
Nicolazzi, Richard	1957
Nines, Richard	1945
Nordwig, Todd	1971
Norvell, Aaron	1989,90,91,92
Norvell, Merritt	1960,61,62
Norwick, Joseph	1974,75
Nosbusch, Keith	1970,71,72
Novak, Clarence	1972,73,74
Nowak, James	1967,69
Nowka, Pete	1985,86,87,88
Null, Robert	1934,35
Nyquist, Matt	1992,93,94




Scott Nelson

Pearce, James	1967
Pearse, Benjamin	1922
Pearson, Bret	1981,82,83,84
Peele, H.J.	1896,97,99
Perkins, Ronald	1958,59,60
Perry, C.S.	1903,04
Peters, Kenton	1951,52
Peters, Shawn	1988
Peters, Thomas	1955,57
Peterson, Clarence	1936
Peterson, Donald	1939,40
Peterson, H.	1903
Peterson, Keith	1985,86,88
Peterson, Marv	1932,33
Peterson, Phillip	1966
Peterson, Robert	1939
Petruska, Robert	1948,49,50
Phillip, Clifford	1940
Pickens, Robert	1963
Pierce, Brad	1983,84
Pierce, Brady	1988,89,90
Pierce, Maurice	1910,11
Pike, Harry	1933
Pillath, Roger	1961,62,63
Pinnow, Gary	1964,65
Pinnow, John	1946,47,48
Piper, Robert	1943
Piraino, Albert	1964
Pittleman, Irving	1944
Pizer, Gordon	1934
Pluff, Gary	1968
Pohl, Neil	1934,36,37
Poindexter, William	1970,71
Polaski, Steve	1922,24,25
Polczynski, Nick	1989,90
Pollard, Ronnie	1973,74,75,76
Pollock, Chester	1911
Pophal, Raymond	1944
Popp, Anton	1935
Porett, Leo	1933
Pottinger, Earl	1945
Powell, Thomas	1912
Powell, Walter	1912,13
Prael, F.W.	1889
Pratt, Sylas	1993,94
Prchlik, Arthur	1951,52
Price, Art	1983,84
Price, Arthur	1928
Price, Edgar	1944,47,48
Price, J.	1903
Price, William	1949
Prins, Richard	1943
Proctor, Thomas	1952
Propsom, Michael	1969
Prusinski, Michael	1976
Purnell, James	1961,62,63
Pyre, J.F.A.	1891,95,96

O


O'Brien, George	1950,51,52
O'Brien, John	1902,04
O'Brien, John P.	1936,37,38
O'Dea, Pat	1896,97,98,99
O'Donahue, Pat	1949,50,51
O'Donnell, Jody	1979,80,81,82
O'Neill, Ed	1947
Odomes, Nate	1984,85,86
Ofstie, Harold	1911,12,13
Olsen, Harold	1916
Olshanski, Hank	1947
Olson, William	1917
Oman, Tury	1928,29,30
Onstad, Erick	1891
Orlando, Todd	1991,92,93
Orlich, Dan	1945
Orszula, Mark	1979,80
Osswald, Chris	1981,83,84
Osthoff, Oscar	1907,08,09
Otterback, Harold	1946,47,48,49
Otto, Tim	1988
Owens, Fred	1987,88,89



Nate Odomes

P

Paar, Ronald	1962,63
Pacetti, Mario	1932,33,34
Pacetti, Nello	1929,31,32
Pagel, John	1972
Panos, Joe	1991,92,93
Parish, Forest	1948
Parish, Steven	1979
Parks, John	1927,28,29
Partington, Paul	1986,87,88
Paskvan, George	1938,39,40
Passini, Michael	1971,72
Patterson, Brian	1993,94
Paul, Herbert	1937
Peabody, Alvin	1972,73,74
Peak, Vern	1935,36,37



Craig Raddatz


Q

Quaerna, Arnold	1963
-----------------	------

R

Rabas, Greg	1980,81
Rabas, Thomas	1955
Radcliffe, Robert	1948,49,50
Raddatz, Craig	1983,84,85,86
Rader, Mike	1994

Radke, Fred	1925
Rafko, Nick	1990,91,92,93
Ramlow, Richard	1943
Rapps, David	1988,89,90
Rasmussen, Jeff	1991,92
Rasmussen, John	1974,75,76
Rau, Harold	1914,15
Ray, Bob	1940,41,42
Raymer, Cory	1991,92,93,94
Reber, Thomas	1980
Rebholz, Harold	1927,28,29
Rebholz, Harold Jr.	1953
Rebholz, Russ	1930,31
Reddick, Melvin	1967,68,69
Reese, Dwight	1991,92
Regan, Jim	1942
Reich, Robert	1943
Reichardt, Rick	1962,63
Reid, Michael	1983,84,85,86
Reimer, John	1974,75
Reineck, Gary	1966,67,68
Reinke, James	1954,55,56
Reise, Steven	1973
Relich, Daniel	1976,77,78
Remp, R.W.	1903,04
Rendtorff, Edmund	1893
Rennebohm, Robert	1946,47
Rhodes, Rodney	1972,73
Rhymes, John	1993
Rice, Eric	1964,65,66
Richards, John	1892,93,94,95
Richards, Marshall	1980
Richardson, Charles	1972
Richardson, Curtis	1980,81
Richardson, Seth	1900
Richter, Bob	1964,65,66
Richter, Pat	1960,61,62
Ridlon, Walter	1966,67
Rieger, Harry	1914,15
Riewer, Frank	1941
Riordan, James	1937
Riordan, J.P.	1895,96,97,00
Ritcherson, Lewis	1969
Roan, Michael	1991,92,93,94
Roberson, Royce	1994
Roberts, George	1941
Roberts, Jacques	1968
Roberts, John	1940,42
Roberts, Ronald	1953
Robertson, Arthur	1943
Robinson, Bradbury	1903
Robinson, Rafael	1988,89,90,91
Rodgers, James	1957
Rodriguez, Joe	1976,77
Roedel, John	1965
Rogenski, Theodore	1960
Rogers, C.	1899
Rogers, Harlan	1906,07,08
Rogers, James	1959
Rohde, John	1994
Rohde, Kevin	1982,83
Rooney, Harold	1941
Rosandich, Ron	1955
Rose, Eugene	1926,27,28
Rose, Randy	1974,75,76
Roseth, Leonard	1905,09
Ross, James	1985,86,88
Ross, John	1933
Rothbauer, Joe	1978,79,80
Rowe, Charles	1943
Rudat, Karl	1967,68
Rudolph, Joe	1992,93,94
Ruetz, Howard	1978,79,80
Russell, James	1992
Rustman, Karl	1947,48



Michael Reid

Rutenberg, Bill	1980
Rutenberg, William	1952
Rux, Steve	1986,87
Ryan, John	1966,67,68
Ryan, John E.	1893,94,96,97

S

Sachen, Michael	1964,65
Sachtjen, Kenneth	1948,49,50
Safranek, Randy	1972
Saleh, Tarek	1993,94
Salen, Gregory	1973
Salmons, David	1968
Samp, Edward	1910,11,12
Sanger, Art	1972,73,74
Sanger, Carl	1933
Sanger, Fred	1925
Sauter, Kendall	1939
Savage, Corey	1981
Sawicki, Mark	1978
Schade, Donald	1959,60,61
Schaefer, Jerry	1948,49
Schaffner, Donald	1966,68
Scheid, Terry	1970
Schenk, James	1961,62
Schernecker, Edward	1922
Schick, William	1983,84,85
Schieble, Dan	1976,77,78
Schiller, Robert	1931,32,33
Schinke, Thomas	1965,66,67
Schleisner, Bill	1950,51
Schlicht, Kurt	1983
Schliksbier, Karel	1975
Schmidt, Edward	1914

Schmidt, Rudy	1968,69
Schmitsch, Richard	1966,67
Schmitz, Bill	1937,38,39
Schneider, Alfred	1923
Schneider, James	1969
Schneider, Paul	1992
Schneider, W.H.	1904
Schneller, John	1930,31,32
Schnetzk, Rick	1993,94
Schoessow, Wallace	1966,67,68
Schofield, Harvey	1902,03
Schoonover, Alan	1957,59
Schrader, David	1970,72
Schreiber, William	1900,01
Schreiner, Dave	1940,41,42
Schremp, Thomas	1977,78,79
Schroeder, Daniel	1973
Schuelke, Karl	1933,34,38
Schuette, Paul	1926
Schwartz, John	1944
Schwarze, Herbert	1924
Schymanski, James	1971,72,73
Scott, Ralph	1917,19,20
Scribner, Charles	1907,08
Seamanson, Al	1980,81
Searcy, Henry	1990,91,92,93
Seelinger, Len	1941,42
Seifert, Michael	1971,72,73
Seis, Dean	1980
Self, Clarence	1943,46,47,48
Senczyszyn, David	1990
Senn, Ed	1980
Senn, George	1898,99,00,01
Severson, Peter	1981,82
Shackerford, Lamark	1990,91,92,93
Shafer, Allen	1944
Sharp, Duer	1988,89,90,91
Sharron, Scott	1985

Shea, Bob	1945,47,48
Sheehan, William	1929
Sheldon, Walter	1889,92,95,96
Shelton, Rodney	1991
Shinnick, Thomas	1968,69,71
Shoemaker, Lawrence	1927,29
Shong, A.C.	1898
Shorney, Gordon	1919
Shumate, Mark	1979,80,81,82
Shwaiko, Paul	1952,54,55,58
Silverwood, T.P.	1895,96
Silvestri, Carl	1962,63,64
Simala, Jay	1992
Simcic, John	1948,49,50
Simkowski, George	1950,51,52
Simmons, Douglas	1930,31
Simmons, Haywood	1994
Simmons, Ken	1973,74,75
Simmons, Tony	1994
Simonson, Richard	1956
Simpson, Eber	1915,16,17
Simpson, George	1915
Sims, Clint	1979,80,81,82
Sims, Darryl	1980,81,82,84
Sivyer, Benjamin	1917
Sklare, Scott	1975
Skow, Emil	1900,01
Slaughter, B.K.	1924
Smith, Brian	1982
Smith, Frederick	1918,19
Smith, Harold C.	1928,32,33
Smith, Harold, F.	1929,30,31
Smith, Jerome	1950,51
Smith, John B.	1972,73
Smith, John H.	1967,68
Smith, Leonard	1922
Smith, Lewis	1927,28,29
Smith, Lynwood	1914,15
Smith, Ronald	1962,63,64
Smith, William	1961,62,63
Smolich, Michael	1970,71
Snell, Ray	1977,78,79
Snell, Robert	1968
Sobocinski, Phil	1964,65,66
Soukop, Rudolph	1906,07
Souza, Wayne	1977,78
Spaeth, Tony	1899,90,91,92
Sparger, David	1985,86
Spencer, Troy	1985
Spiller, Rod	1993,94
Sprague, Charles	1958
Springer, Ernest	1906,08
Spurlin, Larry	1979,80,81
Staiger, David	1949,50
Stalcup, Jerry	1957,58,59
Staley, Ronald	1960,61
Stangel, C.G.	1898
Stanley, Henry	1935
Starch, Ken	1973,74,75
Stark, Harold	1917
Stark, Howard	1919,20
Stark, Steve	1992,93,94
Stassi, Mike	1982
Stauss, Tom	1977,78,79
Stavrum, Edwin	1913,14,15
Stein, Jeffrey	1987
Steiner, Ronald	1957,58,59
Steiner, Rudy	1971,72
Steinmetz, George	1950,51,52
Stejskal, Dennis	1975,76,77
Stellick, Jack	1955
Stensby, Clarence	1951,52,53,54
Stephenson, Dennis	1969,70
Steverson, Ron	1980,81

Stewart, Jon	1973
Stiehm, Ewald	1906,07,08
Stieve, Terry	1973,74,75
Stills, Ken	1983,84
Stipek, Ray	1923,24,25
Storck, Robert	1970,71,72
Stout, Ward	1930,31
Stracka, Tim	1978,79,80,82
Strain, Clair	1931,32,34
Straubel, Austin	1924,25,26
Street, Lester	1896
Strehlow, Rollie	1949,50,51
Striefel, Rick	1986
Stroede, Terrence	1978,79
Strongquist, Luther	1904
Strop, Todd	1989,91
Stupka, Bob	1942
Subach, Mark	1980,81,82
Suits, William	1960
Suminski, David	1950,51,52
Sumner, Louis	1889,91,92
Sundt, Guy	1918,19,20,21
Surber, Gordon	1947
Suttle, Jason	1994
Swalve, Gary	1966,67,68
Swan, Scott	1981
Swiderski, Edward	1930
Swopes, Aaron	1987
Sydnor, Eric	1985,86
Sydnor, Raymond	1978,79
Sykes, Robert	1922,27



Tom Wiesner

T

Taft, Merrill	1922,23
Tams, Mike	1989,90
Tandberg, Alvin	1911,12,13
Tansor, Dave	1986
Tarrell, Lucius	1904,05
Tarzetti, Kenneth	1944
Taulien, John	1985
Taylor, George	1913,14
Taylor, Glenn	1915,16
Taylor, John	1919
Taylor, Robert	1982,84,85,86
Teague, Robert	1949
Tebell, Gustaf	1920,21,22
Teckemeyer, Oscar	1923,24
Teets, Richard	1985,86
Temp, James	1952,53,54
Tennant, John	1938,39,40
Terrell, Melvin	1980,84
Teteak, Richard	1956,57,58
Teteak, Deral	1949,50,51
Thiele, R.C.	1891
Thomas, Charles	1954,55
Thomas, Greg	1987,88,89,90
Thomas, Vaughn	1979,80,81,82
Thompson, Alan	1969,70,71
Thompson, George	1895
Thompson, Jerry	1944,45
Thompson, Jim	1945,46
Thompson, Mike	1991,92,93,94
Thompson, Patrick	1990,91,92
Thompson, Rich	1988,89,90,91,92
Thornally, Dick	1940,41,42
Thurner, George	1930,31,32
Tietz, John	1966,67
Tobias, Dave	1930,31,32
Todd, Wayne	1966,67,68
Toepfer, Jim	1947
Tommerson, Clarence	1934,35,36

Tompkins, Reginald	1985,86
Toon, Al	1982,83,84
Torian, Reggie	1994
Tormey, Albert	1912,13
Tormey, Thomas	1900
Tornow, Elmer	1938,39
Torpfer, Jim	1947
Tratt, Paul	1897,98,99,00
Tratt, W.F.	1892
Trautman, George	1894,95
Trautman, H.	1896
Trotta, Lee	1968
Tucker, Melvin	1990,91,92,94
Turk, Daniel	1983,84
Turturro, Ralph	1978

U

Underwood, Pete	1987
Underwood, Steven	1960,61,62
Unverzagt, Eric	1991,93,94
Ursin, Donald	1952,53,54
Usher, Edison	1918

V

Vance, Jerry	1980,81
VandenBoom, Matt	1980,81,82
Vanderboom, E.J.	1902,03,04,05
Vanderhoof, William	1950
Vander Kelen, Ron	1962
VanderVelden, Donald	1960,61

Vanderveldt, Jamie	1993,94
VandeZande, Chad	1985,86,87,88
VanGent, Conrad	1911,13
VanRiper, John	1911,12
VanRoo, Todd	1992
Vaughn, Harold	1917
Veit, Sam	1991,92,93,94
Veith, Steven	1977,78,79
Vergetis, Gus	1953
Vernon, Calvin	1948
Versnik, Ron	1980,81,82
Verstegen, Mike	1991,92,93,94
Vesel, Charles	1960
Vesperman, Michael	1973,74
Vincent, Troy	1988,89,90,91
Vinci, Steven	1986,87,88
Vine, Jeffrey	1976,77,78,79
Vogds, Evan	1941,42
Vogt, Hugo	1943
Voigt, Stuart	1967,68,69
VonBremer, George	1925,26,27
Von Heimburg, Ernest	1962,64
Voss, Donald	1951,52
Vranesh, George	1941

W

Wagner, Jeffrey	1985,86,88
Wagner, John	1977
Wagner, Robert	1978
Wagner, Rube	1926,27,28
Wagner, Steven	1973,74,75
Walgenbach, Gene	1941
Walker, Albert	1957
Walker, Averick	1983,84

Walker, Carlton	1980,81
Walker, David	1891,92
Walker, Elbert	1969,70,71
Walker, Melvin	1967
Walsh, Jeffrey	1977
Walter, Ted	1980
Ware, Tim	1989,90,91,92
Warren, Ebert	1927,28,29
Wartinbee, Bob	1948
Washburn, Cliff	1943
Washer, Charles	1903
Washington, Lee	1976,77
Washington, Selvie	1973,74
Wasikowski, Paul	1978
Wasserbach, Lloyd	1940,41,42
Watrud, James	1977
Watters, Philip	1986
Weber, Bernard	1943,44
Webster, Michael	1971,72,73
Weems, Cyril	1993,94
Wegner, Edmund	1938,39,40
Weigandt, Bob	1937,38
Weiger, Ralph	1943
Weimar, Albert	1913,14,15
Weiske, Bob	1944,47,48
Weiss, Howard	1936,37,38
Welch, George	1977,78,79
Welch, Myron	1926,27
Wernicke, C.F.G.	1912
Wescott, Ward	1901
Wesley, James	1971,72
Westedt, Paul	1933
Weston, Frank	1917,19,20
Westphal, John	1980,81
Weyker, Jeff	1988
Wheeler, Mark	1984
Wheeler, Sam	1965,66,67
White, Jeff	1974
White, LaMarr	1987,88,89,90
Whitmore, Alba	1907
Whitmore, Joseph	1907
Whittaker, Elmer	1906,07,09
Whittaker, Terry	1969,70,71
Wiener, M.R.	1890
Wiesner, Thomas	1958,59,60
Wilce, John	1907,08,09
Wilder, Lee	1969,70
Wilke, Earl	1925,26
Wilding, Robert	1939,40
Williams, Bill	1986,87,88,90
Williams, Dean	1893
Williams, Edward	1923
Williams, John	1979,80,81,82
Williams, John L.	1989
Williams, Robert	1985,87
Williams, Robert	1989,90,91
Williams, Roland	1920,21,23
Williams, Sid	1956,57,58
Williams, Stanley	1972,73,74
Willson, Milo	1932
Wilmarth, George	1899
Wilson, Glen	1953,54
Wilson, J. Donald	1935
Wilson, J. Robert	1925,26,27
Wilson, Robert	1946,47,48,49
Wilson, Sean	1989,90
Wimmer, Hugo	1952
Wimmer, James	1930
Wimpress, James	1974
Winckler, Bob	1979,80,81,82
Windward, Erwin	1935,36
Winfrey, Carl	1968,69,70
Wings, David	1985,86,87,88
Wink, Jack	1942,46,47
Winslow, George	1982,83

Wirth, Jeff	1990,91,92,93
Withers, Edward	1949,50,51
Witkus, Douglas	1976,77
Witt, Gerald	1951,52,53
Wittig, Richard	1961
Wojdula, Andy	1961,62,63
Wojtowicz, George	1978
Wolf, Jeffrey	1987,88
Wood, John	1966
Woodford, Bruce	1977
Woods, James	1920,21
Wrabetz, Voyta	1903,04,05
Wright, James	1935
Wright, Randy	1981,82,83
Wuhrman, Jerald	1952,53
Wunsch, Jerry	1993,94

Y

Yanakos, William	1966,67,68
Yarborough, William	1968,69,70
Yderstad, Charles	1948,49,50
Yeager, Clive	1898,99
Yocum, Chad	1991,92,93
York, Claude	1938,39
Young, Daniel	1979
Young, Richard	1969
Young, Scott	1993,94
Young, Stephen	1962,63

Z



Zakula, Mark	1972,73,74
Zeisler, George	1906
Zeman, Robert	1957,58,59
Ziemetz, Arthur	1974
Ziese, Edgar	1927
Zimmerman, John	1973,74,75
Zinke, Arthur	1913
Zoelle, Charles	1947
Zouvoas, Peter	1957,59
Zullo, Vince	1991,92,93,94
Zych, Lester	1943

ASSISTANT COACHES (SINCE 1970)

Anderson, Dave (1983-86, 90)
 Babich, Bob (1988-89)
 Backhaus, Tom (1976-77)
 Banks, Oree (1976)
 Blackney, Gary (1975-77)
 Bohl, Craig (1987-88)
 Burney, Jacob (1989)
 Callahan, Bill (1990-94)
 Carl, Harland (1966-68)
 Carson, Steve (1985-86)
 Cassity, Mike (1995)
 Chryst, George (1972-77)
 Childress, Brad (1992-
 Cole, Larry (1988-89)
 Cosgrove, Kevin (1990-
 Daly, Mike (1987-89)
 Dudley, Bill (1978-86)
 Ellett, Ken (1987-89)
 Engle, Phil (1987-89)
 Fishbain, Jerry (1980-86)


Graber, Doug (1978-81)
 Gonzales, Jimmy (1988-89)
 Hayes, Jay (1995-
 Heater, Chuck (1982-84)
 Hilles, Jim (1978-85)
 Hueber, Jim (1992-
 Humes, Kurt (1986)
 Jackson, Fred (1983-86)
 Jacques, Russ (1990-91)
 Jeter, Arnold (1975, 86)
 Jette, Paul (1990-91)
 Knox, Cliff (1978-82)
 Lee, Bob (1974-75)
 Mason, Henry (1995)
 Mauer, Mark (1987-89)
 McBride, Chuck (1970-76)
 McBride, Ron (1983-84)
 McCarney, Dan (1990-94)
 McMahon, Tom (1992-94)

Naughton, Pat (1977)
 Nelson, Mike (1978-82)
 Norvell, Jay (1990-94)
 O'Grady, John (1985-86)
 Palcic, Bob (1978-81)
 Palermo, John (1991-
 Russo, Mario (1976-83)
 Scesniak, Dick (1982)
 Seeliger, Scott (1984-90)
 Simmers, Pat (1987-89)
 Smith, Lovie (1987)
 Spoo, Bob (1973-77)
 Stock, Mike (1975-77)
 Stueck, Lew (1970-75)
 Teteak, Dick (1970-75)
 VanDyke, LaVern (1949-75)
 Winters, Paul (1990-91)
 White, Brian (1995-
 Wyatt, Bernie (1990-



Kevin Huntley (right) and Pete Diatelevis (far right) are first-team defenders entering the '94 season.

Records



Tarek Saleh, the club leader in sacks, was an honorable mention all-Big Ten choice as a sophomore.

Team Records

Single-game Offense

Rushing

Attempts — 79 vs. Northwestern (551 yards), 1974
Yards — 551 vs. Northwestern (79 att.), 1974
Yards (Pre-modern) — 563 vs. Lawrence, 1921
Average per attempt — 8.29 vs. Northwestern (49-406), 1983
Touchdowns — 7 vs. Missouri, 1974; vs. Northwestern, 1981; vs. Northwestern, 1993; vs. E. Michigan, 1994

Passing

Attempts — 54 vs. Iowa (25 comp.), 1983
Completions — 34 vs. USC (49 att.), 1963
Percentage (min. 10 att.) — .944 vs. Northwestern (17-18), 1993
Yards — 423 vs. Minnesota, 1993
Average per attempt — 11.45 vs. Northwestern (31-355), 1990
Touchdowns — 5 vs. Nevada, 1993; vs. Purdue, 1993
Interceptions — 6 three times; MR: vs. Iowa, 1982
Pass efficiency — 215.40 at Purdue, 1993

Total Offense

Plays — 97 vs. Iowa, 1969; vs. Illinois, 1969
Total yards — 632 vs. Indiana (372 rush., 260 pass.) in 1994
Total yards (Pre-modern) — 697 vs. Lawrence (563 rush., 134 pass.) in 1921
Average per play — 8.42 vs. Indiana (75-632), 1994

Scoring

Points in quarter — 35 vs. New Mexico St., 1962
Points in half — 41 vs. Indiana, 1994
Points in game — 69 vs. New Mexico State, 1962
Points in game (Pre-modern) — 106 vs. UW-Whitewater, 1890
Touchdowns — 10 vs. New Mexico State, 1962
PATs — 9 vs. New Mexico State (10 att.), 1962
PAT attempts — 10 vs. New Mexico State (9 made), 1962
Field goals — 4 vs. Minnesota, 1976; vs. Kentucky, 1984; vs. Bowling Green St., 1992; vs. Purdue, 1992
Field goal att. — 6 vs. Minnesota, 1961; vs. Northwestern, 1977

Punting

Most punts — 13 vs. Miami, Fla. (504 yards), 1989
Fewest punts — 0 several times; MR: vs. Mich. State, 1993
Yards — 504 vs. Miami, Fla. (13 punts), 1989
Average per punt — 52.3 (4-209) vs. Missouri, 1974

Punt Returns

Punt returns — 11 vs. Indiana (96 yards), 1951
Yards — 277 vs. Iowa (7 ret.), 1947

Touchdowns — 3 vs. Iowa, 1947

Average per ret. (min. 3 att.) — 39.6 vs. Iowa (7-277), 1947

Kickoff Returns

Kickoff returns — 10 vs. Ohio State, 1969; vs. Michigan, 1988
Yards — 187 vs. Indiana (6 ret.), 1971
Touchdowns — 1 several times; MR: vs. Illinois, 1989
Avg. per ret. (min. 3 att.) — 46.0 vs. N. Illinois (3-138), 1985

Miscellaneous

First downs — 37 vs. Northwestern, 1974
Fewest fumbles — 0 several times; MR: vs. Michigan, 1994
Fewest fumbles lost — 0 several times; MR: vs. Illinois, 1994
Fewest penalties — 0 several times; MR: vs. Minnesota, 1992
Fewest pen. yards — 0 several times; MR: vs. Minnesota, 1992

Season Offense

Rushing

Attempts — 612 (55.6 avg.) in 1974
Yards — 3,009 (250.8 avg.) in 1993
Average per attempt — 5.4 in 1994
Average per game — 250.8 in 1993
Touchdowns — 38 (3.5 avg.) in 1974

Passing

Attempts — 340 (179 comp.) in 1982
Completions — 191 (283 att.) in 1993
Percentage — 67.5 (191-283) in 1993
Yards — 2,453 (204.4 avg.) in 1993
Average per game — 204.4 in 1993
Average per attempt — 8.7 in 1993
Fewest interceptions — 5 in 1970
Touchdowns — 20 (1.7 avg.) in 1993 and 1994
Pass efficiency — 155.8 in 1993

Total Offense

Plays — 886 (5,462 yards) in 1993
Yards — 5,462 (886 plays) in 1993
Average per game — 455.2 in 1993
Average per play — 6.2 in 1993

Scoring

Points — 359 (32.6) in 1983
Points per game — 32.6 in 1983
Touchdowns — 49 (4.4 avg.) in 1983

PATs — 45 (48 att.) in 1983; (48 att.) in 1993
 PAT attempts — 48 (45 made) in 1983; (45 made) in 1993
 PAT percentage — 100.0 several occasions (32 of 32) in 1981
 Field goals — 22 (32 att.) in 1992
 Field goal attempts — 32 (made 22) in 1992
 Field goal percentage (min. 15 att.) — .800 (16-20) in 1987
 Safeties — 4 in 1951

Punting

Punts — 81 (3,047 yards) in 1968
 Yards — 3,047 (81 punts) in 1968
 Average per punt — 43.0 (67-2,879) in 1986

Punt Returns

Punt returns — 51 (5.7 avg.) in 1951
 Yards — 524 (17.5 avg.) in 1947
 Average per return — 17.5 (30-524) in 1947

Kickoff Returns

Kickoff returns — 61 (5.5 avg.) in 1988
 Yards — 1,164 (97.0 avg.) in 1986
 Average per return — 23.5 (28-657) in 1962

Miscellaneous

First downs — 298 in 1993
 Fewest fumbles — 14 in 1945
 Fewest fumbles lost — 6 in 1982
 Fewest penalties — 25 in 1950
 Fewest penalty yards — 202 in 1950
 Third-down conversion percentage — .583 (88-151) in 1993
 Fourth-down conversion percentage — .750 (12-16) in 1992

Single-game Defense

Rushing Defense

Fewest attempts — 16 vs. Marquette (5 yards), 1946
 Fewest yards — minus 18 vs. Iowa, 1951
 Fewest yards (Pre-modern) — minus 87 vs. Iowa, 1941
 Lowest average per attempt — minus 0.5 vs. Iowa, 1951

Passing Defense

Fewest attempts — 3 vs. Ohio State, 1958 and 1961
 Fewest completions — 0, four times; MR: Minnesota, 1977
 Lowest percentage — 0.0, four times; MR: Minnesota, 1977
 Fewest yards — 0, five times; MR: Minnesota, 1977
 Lowest avg. per att.— 0.0 several times; MR: Minnesota, 1977
 Interceptions — 7 vs. Minnesota, 1954
 Interception return yards — 149 vs. Minnesota, 1983
 Average per ret. (min. 3 att.) — 37.3 vs. Minnesota (4-149), 1983

Total Defense

Fewest plays — 34 vs. Marquette (115 yds.), 1946
 Fewest plays (Big Ten) — 43 vs. Mich. State (376 yds.), 1955

Fewest total yards — 71 vs. Cal (24 rush., 47 pass.), 1946
 Fewest total yards (Pre-modern) — minus 19 vs. Iowa (-87 rush., 68 pass.), 1941
 Lowest average per att. — 1.0 vs. Cal (71 plays, 71 yards), 1946

Scoring

Fewest points — 0, many times; MR: vs. E. Michigan, 1994

Miscellaneous

Fewest first downs — 5 three times; MR: vs. Penn State, 1953
 Most QB sacks — 11 (65 yards) vs. Northwestern, 1985
 Most turnovers — 10 vs. Purdue (6 fum., 4 int.), 1951
 Most fumbles caused — 11 vs. Illinois, 1945
 Most fumbles recovered — 8 vs. Illinois, 1948

Season Defense

Rushing Defense

Attempts — 345 (38.3 avg.) in 1951
 Fewest yards — 601 (66.8 avg.) in 1951
 Fewest touchdowns — 4 in 1951
 Lowest average per attempt — 1.7 (345 plays, 601 yards) in 1951
 Lowest average per game — 66.8 (601 yards) in 1951

Passing Defense

Fewest attempts — 117 (44 comp.) in 1956
 Fewest completions — 44 (117 att.) in 1956
 Lowest percentage — 36.9 (52 of 141) in 1953
 Fewest yards — 661 in 1953
 Lowest average per att. — 4.7 (141 att., 661 yards) in 1953
 Lowest average per game — 73.4 (661 yards) in 1953
 Interceptions — 26 in 1981
 Interception return yards — 366 (21 int.) in 1983
 Fewest touchdowns — 4 in 1951

Total Defense

Fewest plays — 526 (2,409 yards) in 1947
 Fewest total yards — 1,393 (154.8 avg.) in 1951
 Lowest average per play — 2.65 (526 plays, 1,393 yards) in 1951
 Lowest average per game — 154.8 (1,393 yards) in 1951
 Fewest touchdowns — 8 (0.9 avg.) in 1951

Scoring

Fewest points — 53 (5.9 avg.) in 1951
 Fewest points (Pre-modern) — 5 (0.6 avg.) in 1901
 Lowest average per game — 5.9 (53 in 9) in 1951
 Shutouts — 2 seven times; MR in 1983

Miscellaneous

Fewest first downs — 82 in 1951
 Most turnovers gained — 41 in 1959
 Most fumbles caused — 44 in 1959
 Most fumbles recovered — 25 in 1972

Rushing Records

Yardage

Half: 190

Terrell Fletcher vs. Duke, 1995

Game: 304

Billy Marek vs. Minnesota, 1974

By a senior: 241 by Terrell Fletcher vs. Duke, 1995

By a junior: 304 by Billy Marek vs. Minnesota, 1974

By a sophomore: 226 by Billy Marek vs. Wyoming, 1973

By a freshman: 200 by Alan Ameche vs. Minnesota, 1951

Season: 1,637

Brent Moss, 1993

By a senior: 1,476

Terrell Fletcher, 1994

By a junior: 1,637

Brent Moss, 1993

By a sophomore: 1,207

Billy Marek, 1973

By a freshman: 824

Alan Ameche, 1951

Career: 3,709

Billy Marek, 1972-75

Attempts

Game: 43

Billy Marek vs. Minnesota, 1974

Season: 312

Brent Moss, 1993

Career: 719

Billy Marek, 1972-75

Average per carry

Game (10 att.): 14.9

Ken Starch vs. Colorado, 1974

Season (50 att.): 7.4

Harland Carl, 1952

Career (300 att.): 5.56

Terrell Fletcher, 1991-94

Touchdowns

Game: 5

Billy Marek vs. Minnesota, 1974

Season: 18

Billy Marek, 1974

Career: 44

Billy Marek, 1972-75

100-yard games

Season: 11

Brent Moss, 1993

Career: 19

Brent Moss, 1991-94

Consecutive: 17

Brent Moss, 1993-94

200-yard games

Season: 3

Billy Marek, 1974

Career: 5

Billy Marek, 1972-75

Consecutive: 3

Billy Marek, 1974

LONGEST RUNS

91t Tom Brigham vs. Western Michigan, 1963

88t Ken Starch vs. Colorado, 1974

86t Danny Lewis vs. West Virginia, 1957

84t Earl Maves vs. Marquette, 1946

82 Ira Matthews vs. Minnesota, 1978

81 Harland Carl vs. Marquette, 1951

81t Billy Marek vs. Missouri, 1974

Pre-modern era

90t Eddie Gillette vs. Northwestern, 1921

85t Norsky Larson vs. Minnesota, 1898

85 Norsky Larson vs. Chicago, 1901

84t A.G. Findlay vs. Minnesota, 1905

100 Yards Rushing in the Same Game

Robert Teague (144) & Lisle Blackbourne (109) vs. Indiana, 1949

Alan Ameche (116) & Harland Carl (113) vs. Illinois, 1952

Alan Ameche (125) & Harland Carl (102) vs. Minnesota, 1952

Joseph Dawkins (129) & Alan Thompson (100) vs. Indiana, 1969

Rufus Ferguson (126) & Alan Thompson (124) vs. Iowa, 1971

Billy Marek (226) & Ken Starch (184) vs. Wyoming, 1973

Billy Marek (230) & Michael Morgan (100) vs. Northwestern, 1974

Ira Matthews (125) & Tom Stauss (123) vs. Northwestern, 1978

Ira Matthews (134) & Tom Stauss (113) vs. Minnesota, 1978

Larry Emery (122) & Joe Armentrout (120) vs. No. Illinois, 1985

Larry Emery (136) & Joe Armentrout (113) vs. Wyoming, 1985

Steve Vinci (140) & Marvin Artley (138) vs. Utah, 1987

Leon Hunt (116) & Jimmy Henderson (112) vs. Northwestern, 1989

Terrell Fletcher (124) & Brent Moss (104) vs. Iowa State, 1993

Brent Moss (125) & Terrell Fletcher (106) vs. Northwestern, 1993

Terrell Fletcher (139) & Brent Moss (124) vs. Illinois, 1993


Brent Moss (147) & Terrell Fletcher (112) vs. Michigan State, 1993

Brent Moss (129) & Terrell Fletcher (100) vs. E. Michigan, 1994

Terrell Fletcher (146) & Brent Moss (110) vs. Indiana, 1994

Terrell Fletcher (186) & Brent Moss (145) vs. Northwestern, 1994

Terrell Fletcher (141) & Jason Burns (101) vs. Purdue, 1994



Terrell Fletcher (left) rushed for 1,476 yards in 1994, the highest figure for a senior in Wisconsin history. Fletcher ended his career as the Badgers' third-leading career rusher.

Top Career Rushers

1. Billy Marek

Year	Att	Yards	Avg	TD
'72	1	6	6.0	0
'73	241	1,207	5.0	13
'74	205	1,215	5.9	18
'75	272	1,281	4.7	13
Tot.	719	3,709	5.2	44

2. Brent Moss

Year	Att	Yards	Avg	TD
'91	61	219	3.6	1
'92	165	739	4.5	9
'93	312	1,637	5.2	16
'94	156	833	5.3	8
Tot.	694	3,428	4.9	34

3. Terrell Fletcher

Year	Att	Yards	Avg	TD
'91	109	446	4.1	4
'92	96	496	5.2	0
'93	165	996	6.0	9
'94	244	1,476	6.0	12
Tot.	614	3,414	5.6	25

4. Alan Ameche

Year	Att	Yards	Avg	TD
'51	157	824	5.2	4
'52	233	1,079	4.6	7
'53	165	801	4.9	5
'54	146	641	4.4	9
Tot.	701	3,345	4.8	25

5. Larry Emery

Year	Att	Yards	Avg	TD
'83	56	336	6.0	2
'84	109	675	6.2	5
'85	224	1,113	5.0	8
'86	193	855	4.4	4
Tot.	582	2,979	5.1	19

6. Rufus Ferguson

Year	Att	Yards	Avg	TD
'70	130	588	4.5	6
'71	249	1,222	4.9	13
'72	215	1,004	4.7	7
Tot.	594	2,814	4.7	26

7. Alan Thompson

Year	Att	Yards	Avg	TD
'69	214	907	4.2	9
'70	124	455	3.7	4
'71	124	643	5.2	6
Tot.	462	2,005	4.3	19

8. Marvin Artley

Year	Att	Yards	Avg	TD
'85	40	196	4.9	2
'86	77	324	4.2	2
'87	148	955	6.5	9
'88	132	516	3.9	1
Tot.	397	1,991	5.0	14

9. Larry Canada

Year	Att	Yards	Avg	TD
'73	16	108	6.8	0
'74	67	356	5.3	2
'75	50	257	5.1	0
'76	221	993	4.5	6
Tot.	354	1,714	4.8	8

10. Dave Mohapp

Year	Att	Yards	Avg	TD
'78	34	158	4.6	0
'79	117	603	5.2	4
'80	109	506	4.6	4
'81	99	443	4.5	2
Tot.	359	1,710	4.7	10

Rushing Leaders (based on yardage)

Year	Player	Att.	Yards	Avg.	TD
1994	Terrell Fletcher	244	1,476	6.0	12
1993	Brent Moss	312	1,637	5.2	16
1992	Brent Moss	165	739	4.5	9
1991	Terrell Fletcher	109	446	4.1	4
1990	Robert Williams	139	541	3.9	3
1989	Jimmy Henderson	102	426	4.2	0
1988	Marvin Artley	132	516	3.9	1
1987	Marvin Artley	148	955	6.5	9
1986	Larry Emery	193	855	4.4	4
1985	Larry Emery	224	1,113	5.0	8
1984	Marck Harrison	179	848	4.7	3
1983	Gary Ellerson	161	777	4.8	11
1982	Troy King	106	715	6.7	7
1981	John Williams	116	634	5.5	3
1980	John Williams	119	526	4.4	0
1979	Dave Mohapp	117	603	5.2	4
1978	Ira Matthews	130	654	5.0	3
1977	Mike Morgan	124	478	3.9	3
1976	Larry Canada	221	993	4.5	6
1975	Billy Marek	272	1,281	4.7	13
1974	Billy Marek	205	1,215	5.9	18
1973	Billy Marek	241	1,207	5.0	13
1972	Rufus Ferguson	215	1,004	4.7	7
1971	Rufus Ferguson	249	1,222	4.9	13
1970	Rufus Ferguson	130	588	4.5	6
1969	Alan Thompson	214	907	4.2	9
1968	Wayne Todd	100	364	3.6	0
1967	John Smith	96	362	3.8	0
1966	Wayne Todd	128	480	3.8	2
1965	Tom Jankowski	86	271	3.1	0
1964	Ronald Smith	101	438	4.4	1
1963	Louis Holland	88	511	5.8	2
1962	Ralph Kurek	67	367	5.5	7
1961	Jim Nettles	39	213	5.4	2
1960	Tom Wiesner	87	374	4.3	2
1959	Dale Hackbart	103	387	3.8	6
1958	John Hobbs	117	401	3.4	3
1957	Danny Lewis	95	611	6.4	5
1956	Danny Lewis	100	554	5.5	3
1955	Charles Thomas	98	477	4.9	6
1954	Alan Ameche	146	641	4.4	9
1953	Alan Ameche	165	801	4.9	5
1952	Alan Ameche	233	1,079	4.6	7
1951	Alan Ameche	157	824	5.2	4
1950	Rollie Strehlow	101	398	3.9	2
1949	Bob Teague	96	521	5.4	4
1948	Ben Bendrick	64	327	5.1	1
1947	Clarence Self	75	526	7.0	6
1946	Earl Maves	92	538	5.9	2

Big Ten rushing champions in boldface.

DID YOU KNOW THAT ...

Running back Alan Thompson set an NCAA record for most yards rushing in the first game of a career when he gained 220 yards on 33 carries against Oklahoma in 1969. The record still stands.

Game Records

Attempts

1. 43 Billy Marek vs. Minnesota, 11/23/74
2. 41 Terrell Fletcher vs. Illinois, 11/19/94
3. 39 Billy Marek vs. Illinois, 11/1/75
- 39 Terrell Fletcher vs. Duke, 1/2/95
5. 38 Marck Harrison vs. Purdue, 11/10/84

Yards Rushing

1. 304 Billy Marek vs. Minnesota, 11/23/74
2. 241 Terrell Fletcher vs. Duke, 1/2/95
3. 230 Billy Marek vs. Northwestern, 11/16/74
4. 226 Billy Marek vs. Wyoming, 10/6/73
5. 225 Marck Harrison vs. Purdue, 11/10/84
6. 220 Alan Thompson vs. Oklahoma, 9/20/69
7. 211 Rufus Ferguson vs. Minnesota, 11/20/71
8. 206 Billy Marek vs. Iowa, 11/9/74
9. 203 Billy Marek vs. Iowa, 11/10/73
- 203 Marck Harrison vs. Ohio State, 10/27/84
11. 200 Alan Ameche vs. Minnesota, 11/24/51

Touchdowns Rushing

1. 5 Billy Marek vs. Minnesota, 11/23/74
2. 4 Billy Marek vs. Iowa, 11/10/73
- 4 Billy Marek vs. Iowa, 11/9/74
- 4 Jess Cole vs. Minnesota, 11/22/80
5. 3 many occasions (MR: Terrell Fletcher vs. Northwestern, 10/8/94)

Average Per Attempt (min. 10 att.)

1. 14.9 Ken Starch vs. Colorado, 1974
2. 14.6 Terrell Fletcher vs. Indiana, 1994
3. 14.2 Ken Starch vs. Wyoming, 1973
4. 12.7 Clarence Self vs. Purdue, 1947
5. 11.4 Robert Williams vs. Ball State, 1990

Season Records

Attempts

1. 312 Brent Moss, 1993
2. 272 Billy Marek, 1975
3. 249 Rufus Ferguson, 1971
4. 244 Terrell Fletcher, 1994
5. 241 Billy Marek, 1973

Yards Rushing

1. 1,637 Brent Moss, 1993
2. 1,476 Terrell Fletcher, 1994
3. 1,281 Billy Marek, 1975
4. 1,222 Rufus Ferguson, 1971
5. 1,215 Billy Marek, 1974
6. 1,207 Billy Marek, 1973
7. 1,113 Larry Emery, 1985
8. 1,079 Alan Ameche, 1952
9. 1,004 Rufus Ferguson, 1972
10. 996 Terrell Fletcher, 1993
11. 993 Larry Canada, 1976
12. 955 Marvin Artley, 1987
13. 855 Larry Emery, 1986
14. 848 Marck Harrison, 1984
15. 833 Brent Moss, 1994
16. 824 Alan Ameche, 1951
17. 801 Alan Ameche, 1953
18. 777 Gary Ellerson, 1983
19. 739 Brent Moss, 1992
20. 715 Troy King, 1982

Touchdowns Rushing

1. 18 Billy Marek, 1974
2. 16 Brent Moss, 1993
3. 13 Rufus Ferguson, 1971
- 13 Billy Marek, 1973
- 13 Billy Marek, 1975

Average Per Attempt (50 att.)

1. 7.4 Harland Carl, 1952
2. 6.7 Troy King, 1982
3. 6.5 Marvin Artley, 1987
4. 6.4 Danny Lewis, 1957
- 6.4 Joe Armentrout, 1985

Career Records

Attempts

1. 719 Billy Marek, 1972-75
2. 701 Alan Ameche, 1951-54
3. 694 Brent Moss, 1991-94
4. 614 Terrell Fletcher, 1991-94
5. 594 Rufus Ferguson, 1970-72

Yards Rushing

1. 3,709 Billy Marek, 1972-75
2. 3,428 Brent Moss, 1991-94
3. 3,414 Terrell Fletcher, 1991-94
4. 3,345 Alan Ameche, 1951-54
5. 2,979 Larry Emery, 1983-86
6. 2,814 Rufus Ferguson, 1970-72
7. 2,005 Alan Thompson, 1969-71
8. 1,991 Marvin Artley, 1985-88
9. 1,714 Larry Canada, 1973-76
10. 1,710 Dave Mohapp, 1978-81
11. 1,661 Ken Starch, 1972-75
12. 1,640 Ira Matthews, 1975-78
13. 1,576 Joe Armentrout, 1983-86
14. 1,560 John Williams, 1979-82
15. 1,460 Danny Lewis, 1955-57
16. 1,456 Troy King, 1979-82
17. 1,354 Mike Morgan, 1974-77
18. 1,259 Chucky Davis, 1979-81
19. 1,180 Marck Harrison, 1981-84
20. 1,153 Gary Ellerson, 1981-83

Touchdowns Rushing

1. 44 Billy Marek, 1972-75
2. 34 Brent Moss, 1991-94
3. 26 Rufus Ferguson, 1970-72
4. 25 Alan Ameche, 1951-54
- 25 Terrell Fletcher, 1991-94

Average Per Attempt (300 att.)

1. 5.56 Terrell Fletcher, 1991-94
2. 5.17 Ken Starch, 1973-75
3. 5.16 Billy Marek, 1972-75
4. 5.12 Larry Emery, 1983-86
5. 5.05 Ira Matthews, 1975-78

100-yard Rushing Games

Brent Moss (19)

Yds	Att	Avg	Opponent	Year
198	32	6.2	Indiana	1993
181	27	6.7	SMU	1993
173	27	6.4	Mich. St.	1994
158	36	4.4	UCLA	1994
158	25	6.3	Iowa	1992
147	28	5.3	Mich. St.	1993
145	19	7.6	N'western	1994
139	29	4.8	Purdue	1993
137	23	6.0	Minnesota	1992
130	27	4.8	Minnesota	1993
129	25	5.2	Ohio State	1993
129	18	7.2	E. Michigan	1994
128	26	4.9	Michigan	1993
125	15	8.3	N'western	1993
124	27	4.6	Illinois	1993
118	21	5.6	Colorado	1994
110	25	4.4	Indiana	1994
106	26	4.1	Michigan	1994
104	21	5.0	Iowa State	1993

Billy Marek (17)

Yds	Att	Avg	Opponent	Year
304	43	7.1	Minnesota	1974
230	29	7.9	N'western	1974
226	29	7.8	Wyoming	1973
206	34	6.0	Iowa	1974
203	30	6.8	Iowa	1973
198	36	5.5	N'western	1975
189	39	4.8	Illinois	1975
182	31	5.9	Indiana	1975
152	25	6.1	Purdue	1975
146	33	4.4	Indiana	1973
145	30	4.8	Nebraska	1973
131	31	4.2	Minnesota	1973
123	13	9.4	Missouri	1974
119	26	4.0	N'western	1973
118	29	4.1	Minnesota	1975
117	35	3.3	Missouri	1975
107	24	4.5	Mich. St.	1974

Alan Ameche (17)

Yds	Att	Avg	Opponent	Year
200	31	6.5	Minnesota	1951
162	20	8.1	Indiana	1952
157	31	5.1	N'western	1952
148	25	5.9	Purdue	1951
145	17	8.5	Illinois	1953
133	28	4.8	USC	1953
127	17	7.5	Mich. St.	1954
126	25	5.0	Iowa	1951
125	25	5.0	Minnesota	1952
124	23	5.4	N'western	1951
117	26	4.5	Iowa	1954
116	23	5.0	Rice	1952
116	32	3.6	Illinois	1952
115	28	4.1	Penn State	1953
112	21	5.3	Marquette	1953

107	18	5.9	Marquette	1954
105	25	4.2	Ohio State	1952

Larry Emery (15)

Yds	Att	Avg	Opponent	Year
188	28	6.7	Indiana	1985
185	17	10.9	Michigan	1984
174	23	7.6	N'western	1984
136	20	6.8	Wyoming	1985
132	26	5.1	N'western	1986
127	26	4.9	Indiana	1984
124	25	5.0	Minnesota	1985
122	17	7.2	N. Illinois	1985
122	27	4.5	Illinois	1986
120	25	4.8	Ohio State	1986
117	18	6.5	UNLV	1986
110	24	4.6	UNLV	1985
106	28	3.8	Minnesota	1986
104	19	5.4	Iowa	1985
101	20	5.1	Illinois	1985

Terrell Fletcher (15)

Yds	Att	Avg	Opponent	Year
241	39	6.2	Duke	1995
192	41	4.7	Illinois	1994
186	26	7.2	N'western	1994
165	21	7.9	Cincinnati	1994
148	29	5.1	Bowling Green	1992
146	10	14.6	Indiana	1994
141	19	7.4	Purdue	1994
139	18	7.7	Illinois	1993
124	19	6.5	Iowa State	1993
124	22	5.6	N. Illinois	1992
112	10	11.2	Mich. St.	1993
112	19	5.9	N'western	1991
106	22	4.8	N'western	1993
101	28	3.6	Minnesota	1994
100	11	9.1	E. Michigan	1994

Rufus Ferguson (11)

Yds	Att	Avg	Opponent	Year
211	29	7.3	Minnesota	1971
197	34	5.8	N'western	1972
153	28	5.5	Syracuse	1972
152	27	5.6	Indiana	1971
149	26	5.7	Syracuse	1971
136	23	5.9	Ohio State	1971
126	28	4.5	Iowa	1971
112	36	3.1	Minnesota	1972
108	17	6.4	Illinois	1971
107	15	7.1	N'western	1971
103	25	4.1	Mich. St.	1971

Alan Thompson (6)

Yds	Att	Avg	Opponent	Year
220	33	6.7	Oklahoma	1969
124	16	7.8	Iowa	1971
112	24	4.7	Minnesota	1969

109	13	8.4	LSU	1971
104	27	3.8	Iowa	1969
100	18	5.6	Indiana	1969

Marvin Artley (6)

Yds	Att	Avg	Opponent	Year
138	14	9.9	Utah	1987
136	25	5.4	N. Illinois	1988
120	14	8.6	Hawaii	1987
114	17	6.7	Minnesota	1987
108	15	7.2	N'western	1987
107	22	4.9	Ohio State	1987

Troy King (4)

Yds	Att	Avg	Opponent	Year
166	15	11.1	N'western	1982
132	32	4.1	Minnesota	1982
127	11	11.5	Iowa	1982
104	15	6.9	Indiana	1982

Daniel Lewis (4)

Yds	Att	Avg	Opponent	Year
160	8	20.0	Marquette	1956
134	8	16.8	Purdue	1957
113	14	8.1	Illinois	1957
103	18	5.7	Ohio State	1957

Joe Armentrout (3)

Yds	Att	Avg	Opponent	Year
120	7	17.1	N. Illinois	1985
113	21	5.4	Wyoming	1985
105	15	7.0	Kentucky	1984

Harland Carl (3)

Yds	Att	Avg	Opponent	Year
113	16	7.1	Illinois	1952
105	9	11.7	Marquette	1951
102	9	11.3	Minnesota	1952

Marck Harrison (3)

Yds	Att	Avg	Opponent	Year
225	38	5.9	Purdue	1984
203	31	6.5	Ohio State	1984
105	29	3.6	Mich. St.	1984

Clarence Self (3)

Yds	Att	Avg	Opponent	Year
138	18	7.7	Iowa	1947
127	10	12.7	Purdue	1947
109	11	9.9	California	1947

This list of 100-yard rushers is continued on page 165.

Passing Records

Yardage

Game: 423

Darrell Bevell vs. Minnesota, 1993

By a senior: 401 by Ron Vander Kelen vs. USC, 1963

By a junior: 355 by Tony Lowery vs. N'western, 1990

By a sophomore: 423 by Darrell Bevell vs. Minnesota, 1993

By a freshman: 274 by Darrell Bevell vs. Northwestern, 1992

Season: 2,390

Darrell Bevell, 1993

By a senior: 2,329

Randy Wright, 1983

By a junior: 2,292

Randy Wright, 1982

By a sophomore: 2,390

Darrell Bevell, 1993

By a freshman: 1,479

Darrell Bevell, 1992

Career: 5,413

Darrell Bevell, 1992-present

Attempts

Game: 54

Randy Wright vs. Iowa, 1983

Season: 330

Randy Wright, 1982

Career: 752

Darrell Bevell, 1992-present

Completions

Game: 33

Ron Vander Kelen vs. USC, 1963

Season: 187

Darrell Bevell, 1993

Career: 451

Darrell Bevell, 1992-present

Percentage

Game: .944

Darrell Bevell vs. N'western, 1993

Season: .678

Darrell Bevell, 1993

Career: .600

Darrell Bevell, 1992-present

Touchdowns

Game: 5

Darrell Bevell vs. Minnesota, 1993

Season: 19

Randy Wright, 1983

Darrell Bevell, 1993

Career: 44

Darrell Bevell, 1992-present

Efficiency rating

Game: 226.7

Darrell Bevell vs. Purdue, 1993

Season: 155.2

Darrell Bevell, 1993

Career: 132.3

Darrell Bevell, 1992-present

250-yard games

Season: 4

Randy Wright, 1983

Career: 6

Randy Wright, 1981-83

Consecutive: 4

Randy Wright, 1983

Top Career Passers

1. Darrell Bevell

Year	Comp	Att	Int	Pct.	Yards	TD
1992	125	245	7	.510	1,479	8
1993	187	276	11	.678	2,390	19
1994	139	231	10	.602	1,544	17
Total	451	752	28	.600	5,413	44

2. Randy Wright

Year	Comp	Att	Int	Pct.	Yards	TD
1981	30	61	3	.492	382	4
1982	174	330	13	.527	2,292	15
1983	173	323	18	.536	2,329	19
Total	377	714	34	.528	5,003	38

3. Tony Lowery

Year	Comp	Att	Int	Pct.	Yards	TD
1987	42	89	4	.472	572	2
1988	67	121	8	.554	712	1
1990	159	280	13	.568	1,757	5
1991	87	158	7	.551	965	6
Total	355	648	32	.548	4,006	14

4. Neil Graff

Year	Comp	Att	Int	Pct.	Yards	TD
1969	93	191	11	.487	1,086	7
1970	83	174	4	.477	1,313	11
1971	97	186	12	.522	1,300	5
Total	273	551	27	.495	3,699	23

5. Mike Howard

Year	Comp	Att	Int	Pct.	Yards	TD
1983	6	10	1	.600	46	0
1984	182	314	12	.580	2,127	11
1985	62	110	10	.564	643	4
1986	57	113	7	.504	586	5
Total	307	547	30	.561	3,402	20

6. Jim Haluska

Year	Comp	Att	Int	Pct.	Yards	TD
1952	123	225	20	.549	1,552	12
1954	36	75	3	.480	505	2
1955	71	132	10	.538	1,036	6
Total	230	432	33	.532	3,093	20

7. Ron Miller

Year	Comp	Att	Int	Pct.	Yards	TD
1960	97	188	16	.516	1,351	8
1961	104	198	11	.525	1,487	11
Total	201	386	27	.521	2,838	19

8. Mike Kalasmiki

Year	Comp	Att	Int	Pct.	Yards	TD
1977	8	34	4	.235	166	1
1978	107	231	14	.463	1,378	12
1979	72	137	7	.526	1,082	5
Total	187	402	25	.465	2,626	18

9. Gregg Bohlig

Year	Comp	Att	Int	Pct.	Yards	TD
1972	14	40	5	.350	156	0
1973	78	172	6	.453	1,211	8
1974	79	143	10	.552	1,212	8
Total	171	355	21	.482	2,579	16

10. Mike Carroll

Year	Comp	Att	Int	Pct.	Yards	TD
1975	58	123	13	.472	708	0
1976	132	262	17	.504	1,627	13
Total	190	385	30	.494	2,335	13

Passing Leaders (based on yardage)

Year	Player	Att.	Comp.	Yards	TD
1994	Darrell Bevell	231	139	1,544	17
1993	Darrell Bevell	276	187	2,390	19
1992	Darrell Bevell	245	125	1,479	8
1991	Tony Lowery	158	87	965	6
1990	Tony Lowery	280	159	1,757	5
1989	Sean Wilson	129	66	667	3
1988	Tony Lowery	121	67	712	1
1987	Tony Lowery	89	42	572	2
1986	Bud Keyes	174	93	1,002	5
1985	Bud Keyes	147	60	829	8
1984	Mike Howard	314	182	2,127	11
1983	Randy Wright	323	173	2,329	19
1982	Randy Wright	330	174	2,292	15
1981	Jess Cole	215	90	1,269	12
1980	John Josten	138	53	622	1
1979	Mike Kalasmiki	137	72	1,082	5
1978	Mike Kalasmiki	231	107	1,378	12
1977	Anthony Dudley	127	64	877	2
1976	Mike Carroll	262	132	1,627	13
1975	Mike Carroll	123	58	708	0
1974	Gregg Bohlig	143	79	1,212	8
1973	Gregg Bohlig	172	78	1,211	8
1972	Rudy Steiner	150	62	1,080	9
1971	Neil Graff	186	97	1,300	5
1970	Neil Graff	174	83	1,313	11
1969	Neil Graff	191	93	1,086	7
1968	John Ryan	202	84	855	3
1967	John Boyajian	152	79	966	3
1966	John Boyajian	129	64	863	3
1965	Chuck Burt	235	121	1,143	5
1964	Harold Brandt	176	85	1,059	4
1963	Harold Brandt	181	86	1,006	6
1962	Ron Vander Kelen	216	124	1,582	14
1961	Ron Miller	198	104	1,487	11
1960	Ron Miller	188	97	1,351	8
1959	Dale Hackbart	108	51	734	2
1958	Dale Hackbart	99	46	641	4
1957	Sid Williams	54	25	451	4
1956	Sid Williams	19	10	216	0
1955	Jim Haluska	132	71	1,036	6
1954	Jim Miller	88	46	608	5
1953	Jim Miller	69	36	683	6
1952	Jim Haluska	225	123	1,552	12
1951	John Coatta	185	91	1,154	8
1950	John Coatta	108	65	727	6
1949	Bob Petruska	106	45	620	6
1948	Bob Petruska	26	11	125	0
1947	Earl Girard	55	25	322	4
1946	Lisle Blackbourn	26	10	175	1

Big Ten passing champions in boldface.

LONGEST PASSES

- 89t Tony Lowery to Lee DeRamus vs. E. Michigan, 1991
- 87t Randy Wright to Tim Stracka vs. Kansas State, 1982
- 80t John Josten to David Charles vs. Richmond, 1978
- 79t Mike Howard to Reggie Tompkins vs. N. Illinois, 1986
- 78t Jim Haluska to John Bridgeman vs. USC, 1955
- 78t John Boyajian to Tom McCauley vs. Michigan, 1966
- 78t Bud Keyes to Tim Fullington vs. UNLV, 1985
- 77t Gregg Bohlig to Jeff Mack vs. Nebraska, 1974
- 77t Rudy Steiner to Jeff Mack vs. LSU, 1972
- 76t Gregg Bohlig to Jack Novak vs. Colorado, 1973
- 75t Neil Graff to Tim Klosek vs. Michigan State, 1971
- 74 Dale Hackbart to Al Schoonover vs. Marquette, 1959
- 73t Rudy Steiner to Jack Novak vs. N. Illinois, 1972
- 73t Randy Wright to Al Toon vs. Purdue, 1983
- 71t Jess Cole to John Williams vs. Michigan, 1981
- 70t Lisle Blackbourn to Bob Wartinbee vs. Marquette, 1949
- 70 Tony Lowery to Tim Ware vs. Northwestern, 1990

Pre-modern era

- 80t Wally Barr to Paul Meyers vs. Minnesota, 1919
- 78t C. Tommerson to John Wilson vs. Mich., 1935
- 72t John Tennant to Dave Schreiner vs. Minnesota, 1940
- 71t Jack Wink to Dave Schreiner vs. Marquette, 1942

Game Records

Pass Attempts

1. 54 Randy Wright vs. Iowa, 11/5/83
2. 48 Ron Vander Kelen vs. USC, 1/1/63
- 48 Darrell Bevell vs. Minnesota, 10/23/93
4. 45 Mike Kalasmiki vs. Michigan St., 10/28/78
5. 44 Mike Carroll vs. Michigan, 9/11/76

Pass Completions

1. 33 Ron Vander Kelen vs. USC, 1/1/63
2. 31 Darrell Bevell vs. Minnesota, 10/23/93
3. 25 Mike Carroll vs. Michigan, 9/11/76
- 25 Randy Wright vs. Iowa, 11/5/83
5. 23 four times (MR: Tony Lowery vs. Temple, 9/22/90)

Passing Yards

1. 423 Darrell Bevell vs. Minnesota, 10/23/93
2. 401 Ron Vander Kelen vs. USC, 1/1/63
3. 355 Tony Lowery vs. Northwestern, 10/20/90
4. 325 Randy Wright vs. Iowa, 11/5/83
5. 319 Randy Wright vs. Ohio State, 10/29/83
6. 317 Randy Wright vs. Purdue, 11/12/83
6. 303 Randy Wright vs. Purdue, 10/2/82
8. 297 Ron Miller vs. Minnesota, 11/25/61
9. 294 Tony Lowery vs. Temple, 9/22/90
10. 290 Mike Howard vs. Purdue, 11/10/84

Passing Touchdowns

1. 5 Darrell Bevell vs. Nevada, 9/4/93
2. 4 Neil Graff vs. Indiana, 10/25/69
- 4 Randy Wright vs. Indiana, 10/22/83
- 4 Mike Howard vs. No. Illinois, 9/13/86
- 4 Darrell Bevell vs. Purdue, 10/16/93

DID YOU KNOW THAT ...

Darrell Bevell could become just the fifth quarterback in Big Ten history to complete 60 percent of his career passes and throw for more than 7,000 yards. Bevell enters his senior season with a .600 completion rate and 5,413 yards.

The other league quarterbacks to accomplish that feat are Iowa's Chuck Long and the Illinois trio of Jack Trudeau, Jason Verduzco and Tony Eason.

Season Records

Pass Attempts

1. 330 Randy Wright, 1982
2. 323 Randy Wright, 1983
3. 314 Mike Howard, 1984
4. 280 Tony Lowery, 1990
5. 276 Darrell Bevell, 1993

Pass Completions

1. 187 Darrell Bevell, 1993
2. 182 Mike Howard, 1984
3. 174 Randy Wright, 1982
4. 173 Randy Wright, 1983
5. 159 Tony Lowery, 1990

Completion Pct. (min. 100 att.)

1. 67.8 Darrell Bevell, 1993
2. 60.2 John Coatta, 1950
- 60.2 Darrell Bevell, 1994
4. 58.0 Mike Howard, 1984
5. 57.4 Ron Vander Kelen, 1962

Passing Yards

1. 2,390 Darrell Bevell, 1993
2. 2,329 Randy Wright, 1983
3. 2,292 Randy Wright, 1982
4. 2,127 Mike Howard, 1984
5. 1,757 Tony Lowery, 1990
6. 1,627 Mike Carroll, 1976
7. 1,582 Ron Vander Kelen, 1962
8. 1,552 Jim Haluska, 1952
9. 1,544 Darrell Bevell, 1994
10. 1,487 Ron Miller, 1961
11. 1,479 Darrell Bevell, 1992
12. 1,378 Mike Kalasmiki, 1978
13. 1,351 Ron Miller, 1960
14. 1,313 Neil Graff, 1970
15. 1,300 Neil Graff, 1971
16. 1,269 Jess Cole, 1981
17. 1,212 Gregg Bohlig, 1973
18. 1,211 Gregg Bohlig, 1974
19. 1,154 John Coatta, 1951
20. 1,143 Chuck Burt, 1965

Passing Touchdowns

1. 19 Randy Wright, 1983
- 19 Darrell Bevell, 1993
3. 17 Darrell Bevell, 1994
4. 15 Randy Wright, 1982
5. 14 Ron Vander Kelen, 1962

Career Records

Pass Attempts

1. 752 Darrell Bevell, 1992-
2. 714 Randy Wright, 1981-83
3. 648 Tony Lowery, 1987-88, 90-91
4. 551 Neil Graff, 1969-71
5. 547 Mike Howard, 1983-86

Pass Completions

1. 451 Darrell Bevell, 1992-
2. 377 Randy Wright, 1981-83
3. 355 Tony Lowery, 1987-88, 90-91
4. 307 Mike Howard, 1983-86
5. 273 Neil Graff, 1969-71

Completion Pct. (min. 300 att.)

1. 60.0 Darrell Bevell, 1992-
2. 56.1 Mike Howard, 1983-86
3. 54.7 Tony Lowery, 1987-88, 90-91
4. 53.2 Jim Haluska, 1952, 54-55
5. 52.8 Randy Wright, 1981-83

Passing Yards

1. 5,413 Darrell Bevell, 1992-
2. 5,003 Randy Wright, 1981-83
3. 4,006 Tony Lowery, 1987-88, 90-91
4. 3,699 Neil Graff, 1969-71
5. 3,402 Mike Howard, 1983-86
6. 3,093 Jim Haluska, 1952, 54-55
7. 2,838 Ron Miller, 1960-61
8. 2,626 Mike Kalasmiki, 1977-79
9. 2,579 Gregg Bohlig, 1972-74
10. 2,335 Mike Carroll, 1975-76
11. 2,293 Harold Brandt, 1962-64
12. 2,181 Bud Keyes, 1985-87
13. 2,140 John Coatta, 1949-51
14. 2,064 John Boyajian, 1965-67
15. 1,991 John Ryan, 1966-68
16. 1,582 Ron Vander Kelen, 1962
17. 1,554 Jim Miller, 1953-55
18. 1,543 Jess Cole, 1980-81
19. 1,536 Dale Hackbart, 1957-59
20. 1,529 Rudy Steiner, 1971-72

Passing Touchdowns

1. 44 Darrell Bevell, 1992-
2. 38 Randy Wright, 1981-83
3. 23 Neil Graff, 1969-71
4. 20 Jim Haluska, 1952, 54-55
- 20 Mike Howard, 1983-86

250-yard Passing Games

Randy Wright (6)

Yds	Com	Att	Opponent	Year
325	25	54	Iowa	1983
319	23	39	Ohio State	1983
317	16	33	Purdue	1983
303	20	30	Purdue	1982
278	21	40	Iowa	1982
259	21	35	Mich. St.	1983

Darrell Bevell (3)

Yds	Com	Att	Opponent	Year
423	31	48	Minnesota	1993
274	21	37	N'western	1992
263	19	27	Nevada	1993

Mike Howard (2)

Yds	Com	Att	Opponent	Year
290	20	30	Purdue	1984
267	19	38	Missouri	1984

Mike Kalasmiki (2)

Yds	Com	Att	Opponent	Year
265	17	23	N'western	1979
252	13	26	Minnesota	1979

Tony Lowery (2)

Yds	Com	Att	Opponent	Year
355	21	31	N'western	1990
294	23	36	Temple	1990

Gregg Bohlig (1)

Yds	Com	Att	Opponent	Year
253	13	16	N'western	1973

John Boyajian (1)

Yds	Com	Att	Opponent	Year
252	19	36	Ohio State	1967

Mike Carroll (1)

Yds	Com	Att	Opponent	Year
268	25	44	Michigan	1976

Ron Miller (1)

Yds	Com	Att	Opponent	Year
297	19	37	Minnesota	1961

Rudy Steiner (1)

Yds	Com	Att	Opponent	Year
252	16	27	Ohio State	1972

Ron Vander Kelen (1)

Yds	Com	Att	Opponent	Year
401	33	48	USC	1963

100-yard rushing games (continued from page 161)

Ken Starch (3)

Yds	Att	Avg	Opponent	Year
184	13	14.2	Wyoming	1973
149	10	14.9	Colorado	1974
104	23	4.5	Purdue	1973

Robert Williams (3)

Yds	Att	Avg	Opponent	Year
129	21	6.1	Minnesota	1989
114	10	11.4	Ball State	1990
111	18	6.2	Iowa	1990

Lisle Blackburn (2)

Yds	Att	Avg	Opponent	Year
122	15	8.1	California	1949
109	22	5.0	Indiana	1949

Larry Canada (2)

Yds	Att	Avg	Opponent	Year
153	28	5.5	Minnesota	1976
114	26	4.4	Wash. St.	1976

Lionell Crawford (2)

Yds	Att	Avg	Opponent	Year
109	20	5.5	Minnesota	1988
108	16	6.8	Ohio State	1989

Chucky Davis (2)

Yds	Att	Avg	Opponent	Year
128	14	9.1	Mich. St.	1982
103	19	5.4	Purdue	1981

Gary Ellerson (2)

Yds	Att	Avg	Opponent	Year
164	19	8.6	N. Illinois	1983
136	22	6.2	Indiana	1983

Ira Matthews (2)

Yds	Att	Avg	Opponent	Year
134	12	11.2	Minnesota	1978
125	19	6.6	N'western	1978

Dave Mohapp (2)

Yds	Att	Avg	Opponent	Year
139	16	8.7	Iowa	1979
138	19	7.3	Mich. St.	1980

Michael Morgan (2)

Yds	Att	Avg	Opponent	Year
135	23	5.9	Indiana	1974
100	14	7.1	N'western	1974

John Smith (2)

Yds	Att	Avg	Opponent	Year
157	21	7.5	Iowa	1967
132	26	5.1	Minnesota	1968

Tom Stauss (2)

Yds	Att	Avg	Opponent	Year
123	17	7.2	N'western	1978
113	8	14.1	Minnesota	1978

Robert Teague (2)

Yds	Att	Avg	Opponent	Year
165	25	6.6	N'western	1949
144	18	8.0	Indiana	1949

John Williams (2)

Yds	Att	Avg	Opponent	Year
132	18	7.3	Mich. St.	1981
101	21	4.8	UCLA	1980

The following Badgers had one 100-yard rushing game in their careers:

Player	Yds	Att	Opponent, year
Ben Bendrick	101	11	N'western, '48
Clarence Bratt	113	14	Purdue, '53
Jason Burns	101	22	Purdue, '94
Tony Davis	115	16	Iowa, '72
Joe Dawkins	129	20	Indiana, '69
Wally Dreyer	106	7	Marquette, '48
Dale Hackbart	100	19	Mich. St., '58
Louis Holland	100	8	W. Mich., '63
Leon Hunt	116	22	N'western, '89
Jimmy Henderson	112	24	N'western, '89
Bill Hutchinson	117	11	Iowa, '52
Ralph Kurek	103	29	Iowa, '64
Earl Maves	155	9	Marquette, '46
Richard Smith	102	20	Pittsburgh, '67
Ronald Smith	160	22	Minnesota, '64
Rollie Strehlow	119	16	Marquette, '50
Charles Thomas	141	17	Marquette, '55
Steve Vinci	140	13	Utah, '87
S. Washington	112	19	Colorado, '73
Sean Wilson	134	29	Cal, '89

Receiving Records

Yardage

Game: 252

Al Toon vs. Purdue, 1983
By a senior: 167 by Jimmy Jones vs. Northwestern, 1964
By a junior: 252 by Al Toon vs. Purdue, 1983
By a sophomore: 193 by Tim Ware vs. Northwestern, 1990
By a freshman: 132 by Tony Simmons vs. Illinois, 1994
Season: 920
 Lee DeRamus, 1993
By a senior: 750, Al Toon, 1984
By a junior: 920, Lee DeRamus, 1993
By a sophomore: 689, Tom McCauley, 1966
By a freshman: 588, Tony Simmons, 1994
Career: 2,103
 Al Toon, 1982-84
By a wide receiver: 2,103 by Al Toon, 1982-84
By a tight end: 1,873 by Pat Richter, 1960-62

Receptions

Game: 11

Pat Richter vs. USC, 1963
 Jimmy Jones vs. Northwestern, 1964
 Louis Jung vs. Colorado, 1965

Season: 54

Al Toon, 1984
 Lee DeRamus, 1993
Career: 131
 Al Toon, 1982-84

Average per reception

Game (5 rec.): 42.0

Al Toon vs. Purdue, 1983
Season (25 rec.): 21.3
 Larry Mialik, 1970
Career (50 rec.): 19.44
 Jeff Mack, 1972-74

Touchdowns

Game: 3

Dave Howard vs. Iowa, 1955
 Pat Richter vs. Illinois, 1961
Season: 9
 Al Toon, 1983
Career: 19
 Al Toon, 1982-84

125-yard games

Season: 4

Pat Richter, 1961
Career: 5
 Pat Richter, 1960-62
Consecutive: 3
 Pat Richter, 1961



STARRING ON THE GRIDIRON & THE TRACK

Playing wide receiver and starring on the track is common at the University of Wisconsin. Shown below are four Badger gridiron players who also excelled in track.

Reggie Torian (top left) was the Big Ten Track Athlete of the Year in his freshman season. He has won several Big Ten track titles and earned all-America status.

Former New York Jet Al Toon (top right), the school's career receiving leader, was an all-America and Big Ten champion triple jumper.

Tony Simmons takes a handoff from Lee DeRamus (bottom) in a 1993 dual. Simmons set a Big Ten freshman receiving record last fall, and DeRamus is the UW's single-season yardage leader. Simmons placed third in the 100 meters at the league meet as a freshman.



Top Career Receivers

1. Al Toon

Year	No	Yards	Avg	TD
'82	32	472	14.8	5
'83	45	881	19.6	9
'84	54	750	13.9	5
Tot.	131	2,103	16.1	19

2. Lee DeRamus

Year	No	Yards	Avg	TD
'91	23	374	16.3	3
'92	42	680	16.2	6
'93	54	920	17.0	6
Tot.	119	1,974	16.6	15

3. Pat Richter

Year	No	Yards	Avg	TD
'60	25	362	14.5	1
'61	47	817	17.4	8
'62	49	694	14.2	6
Tot.	121	1,873	15.5	15

4. David Charles

Year	No	Yards	Avg	TD
'76	34	449	13.2	3
'77	29	437	15.1	3
'78	38	573	15.1	5
Tot.	101	1,459	14.4	11

5. Tim Stracka

Year	No	Yards	Avg	TD
'78	4	68	17.0	2
'79	25	289	11.6	0
'80	28	462	16.5	2
'82	35	614	17.5	3
Tot.	92	1,433	15.6	7

6. Mel Reddick

Year	No	Yards	Avg	TD
'67	42	524	12.5	2
'68	34	375	11.0	1
'69	37	421	11.4	3
Tot.	113	1,320	11.7	6

7. Michael Jones

Year	No	Yards	Avg	TD
'81	24	421	17.7	4
'82	17	275	16.2	3
'83	24	281	11.1	2
'84	22	289	13.1	3
Tot.	87	1,266	14.6	12

8. Tom McCauley

Year	No	Yards	Avg	TD
'66	46	689	14.9	3
'67	37	525	14.2	0
'68	1	37	37.0	0
Tot.	84	1,251	14.9	3

9. Jeff Mack

Year	No	Yards	Avg	TD
'72	27	528	19.5	5
'73	14	227	16.2	3
'74	16	353	22.1	2
Tot.	57	1,108	19.4	10

10. Al Hannah

Year	No	Yards	Avg	TD
'69	10	261	26.1	3
'70	10	156	15.6	2
'71	39	608	15.6	2
Tot.	59	1,025	17.4	7

Receiving Leaders (based on yardage)

Year	Player	No.	Yards	Avg.	TD
1994	Tony Simmons	22	588	26.7	8
1993	Lee DeRamus	54	920	17.0	6
1992	Lee DeRamus	42	680	16.2	6
1991	Lee DeRamus	23	374	16.3	3
1990	Tim Ware	24	473	19.7	2
1989	Craig Hudson	24	206	8.6	0
1988	Scott Bestor	26	327	12.6	0
1987	Scott Bestor	18	257	14.3	1
1986	Reggie Tompkins	32	443	13.8	2
1985	Tim Fullington	21	403	19.2	4
1984	Al Toon	54	750	13.9	5
1983	Al Toon	45	881	19.6	9
1982	Tim Stracka	35	614	17.5	3
1981	Michael Jones	24	421	17.5	4
1980	Tim Stracka	28	462	16.5	2
1979	Tom Stauss	38	660	17.4	3
1978	David Charles	38	573	15.1	5
1977	David Charles	29	437	15.1	3
1976	David Charles	34	449	13.2	3
1975	Ray Bailey	18	223	12.4	0
1974	Jeff Mack	16	353	22.1	2
1973	Jack Novak	13	282	21.7	1
1972	Jeff Mack	27	528	19.6	5
1971	Albert Hannah	39	608	15.6	2
1970	Larry Mialik	33	702	21.3	7
1969	Stu Voigt	39	439	11.3	2
1968	Mel Reddick	34	375	11.0	1
1967	Tom McCauley	37	525	14.2	0
1966	Tom McCauley	46	689	15.0	3
1965	Dennis Lager	39	396	10.2	0
1964	Jimmy Jones	34	529	15.6	4
1963	Rick Reichardt	26	383	14.7	1
1962	Pat Richter	49	694	14.2	6
1961	Pat Richter	47	817	17.4	8
1960	Pat Richter	25	362	14.5	1
1959	Alan Schoonover	10	290	29.0	1
1958	Ron Steiner	11	171	15.5	1
1957	Earl Hill	11	197	17.9	2
1956	Dave Howard	16	247	15.4	2
1955	Dave Howard	15	273	18.2	3
1954	Ron Locklin	22	218	9.9	2
1953	Norbert Esser	19	238	12.5	2
1952	Jerry Witt	27	387	14.3	4
1951	Jerry Witt	17	371	21.8	3
1950	Gene Felker	23	266	11.6	1
1949	Hal Haberman	17	194	11.4	2
1948	Jim Embach	5	92	18.4	0
1947	Tom Bennett	7	95	13.6	1
1946	Tom Bennett	6	124	20.7	0

Big Ten receiving champions in boldface.

DID YOU KNOW THAT ...

Wisconsin and Northwestern are the only schools in the Big Ten that have produced the league receiving champion three years in a row. The Badgers' Pat Richter (1961-62) and Rick Reichardt (1963) topped the Big Ten in receiving three straight seasons.

Game Records

Receptions


1. 11 Pat Richter vs. USC, 1/1/63
- 11 Jimmy Jones vs. Northwestern, 11/7/64
- 11 Louis Jung vs. Colorado, 9/18/65
4. 10 Al Toon vs. Michigan State, 11/19/83
5. 9 six times (MR: Lee DeRamus & J. C. Dawkins vs. Minnesota, 10/23/93)

Receiving Yards

1. 252 Al Toon vs. Purdue, 11/12/83
2. 193 Tim Ware vs. Northwestern, 10/20/90
3. 170 Pat Richter vs. Illinois, 11/18/61
4. 167 Jimmy Jones vs. Northwestern, 11/7/64
5. 163 Pat Richter vs. USC, 1/1/63
6. 156 Lee DeRamus vs. Minnesota, 10/23/93
7. 149 Al Toon vs. Michigan State, 11/19/83
8. 147 Tom McCauley vs. Michigan, 10/29/66
9. 142 Larry Mialik vs. Penn State, 10/3/70
- 142 Pat Richter vs. Minnesota, 11/25/61

Receiving Touchdowns

1. 3 Dave Howard vs. Iowa, 10/1/55
- 3 Pat Richter vs. Illinois, 11/18/61
3. 2 many times (MR: Tony Simmons vs. Michigan, 10/29/94)



Director of Athletics Pat Richter caught 121 passes in his three-year career with the varsity. Upon graduation, he began a nine-year NFL career with Washington.

Season Records

Receptions

1. 54 Al Toon, 1984
- 54 Lee DeRamus, 1993
3. 49 Pat Richter, 1962
4. 47 Pat Richter, 1961
5. 46 Tom McCauley, 1966
- 46 Bret Pearson, 1984
7. 45 Al Toon, 1983
8. 42 Mel Reddick, 1967
- 42 Lee DeRamus, 1992
10. 39 Dennis Lager, 1965
- 39 Albert Hannah, 1971

Receiving Yards

1. 920 Lee DeRamus, 1993
2. 881 Al Toon, 1983
3. 817 Pat Richter, 1961
4. 750 Al Toon, 1984
5. 702 Larry Mialik, 1970
6. 694 Pat Richter, 1962
7. 689 Tom McCauley, 1966
8. 680 Lee DeRamus, 1992
9. 660 Tom Stauss, 1979
10. 614 Tim Stracka, 1982
11. 608 Albert Hannah, 1971
12. 588 Tony Simmons, 1994
13. 573 David Charles, 1978
14. 529 Jimmy Jones, 1964
15. 528 Jeff Mack, 1972
16. 525 Tom McCauley, 1967
17. 524 Mel Reddick, 1967
18. 473 Tim Ware, 1990
19. 472 Al Toon, 1982
20. 462 Tim Stracka, 1980

Avg. Per Reception (min. 25 rec.)

1. 21.3 Larry Mialik, 1970
2. 19.6 Jeff Mack, 1972
- 19.6 Al Toon, 1983
4. 17.6 Tim Klosek, 1971
5. 17.5 Michael Jones, 1981
- 17.5 Tim Stracka, 1982

Receiving Touchdowns

1. 9 Al Toon, 1983
2. 8 Pat Richter, 1961
- 8 Tony Simmons, 1994
4. 7 Larry Mialik, 1970
5. 6 Pat Richter, 1962
- 6 Lee DeRamus, 1992
- 6 Lee DeRamus, 1993

Career Records

Receptions

1. 131 Al Toon, 1982-84
2. 121 Pat Richter, 1960-62
3. 119 Lee DeRamus, 1991-93
4. 113 Mel Reddick, 1967-69
5. 101 David Charles, 1976-78
6. 92 Tim Stracka, 1978-80, 82
- 92 Michael Roan, 1991-94
8. 87 Michael Jones, 1981-84
9. 84 Tom McCauley, 1966-68
10. 82 Bill Fritz, 1965-67

Receiving Yards

1. 2,103 Al Toon, 1982-84
2. 1,974 Lee DeRamus, 1991-93
3. 1,873 Pat Richter, 1960-62
4. 1,459 David Charles, 1976-78
5. 1,433 Tim Stracka, 1978-80, 82
6. 1,320 Mel Reddick, 1967-69
7. 1,266 Michael Jones, 1981-84
8. 1,251 Tom McCauley, 1966-68
9. 1,108 Jeff Mack, 1972-74
10. 1,025 Al Hannah, 1969-71
11. 980 Michael Roan, 1991-94
12. 965 Jack Novak, 1972-74
13. 933 Thad McFadden, 1980-84
14. 908 James Jones, 1963-64
15. 883 Larry Mialik, 1969-71
16. 866 Bill Williams, 1986-90
17. 841 J.C. Dawkins, 1992-94
18. 830 Jerry Witt, 1951-53
19. 815 Tom Stauss, 1977-79
20. 809 Bill Fritz, 1965-67

Avg. Per Reception (min. 50 rec.)

1. 19.44 Jeff Mack, 1972-74
2. 17.66 Larry Mialik, 1969-71
3. 17.37 Al Hannah, 1969-71
4. 16.59 Lee DeRamus, 1991-93
5. 16.21 James Jones, 1963-64

Receiving Touchdowns

1. 19 Al Toon, 1982-84
2. 15 Pat Richter, 1960-62
- 15 Lee DeRamus, 1991-93
4. 12 Michael Jones, 1981-84
5. 11 David Charles, 1976-78

125-yard Receiving Games

Pat Richter (5)

Yds Rec	Avg	Opponent	Year
170	9	Illinois	1961
163	11	USC	1963
156	7	N'western	1961
142	6	Minnesota	1961
138	8	Oregon State	1961

Al Toon (3)

Yds Rec	Avg	Opponent	Year
252	6	Purdue	1983
149	10	Mich. St.	1983
136	6	Iowa	1983

Lee DeRamus (2)

Yds Rec	Avg	Opponent	Year
156	9	Minnesota	1993
125	8	Illinois	1993

Larry Mialik (2)

Yds Rec	Avg	Opponent	Year
142	3	Penn State	1970
130	4	Illinois	1970

David Charles (1)

Yds Rec	Avg	Opponent	Year
134	9	Iowa	1978

J.C. Dawkins (1)

Yds Rec	Avg	Opponent	Year
131	9	Minnesota	1993

David Howard (1)

Yds Rec	Avg	Opponent	Year
147	6	Iowa	1955

Jimmy Jones (1)

Yds Rec	Avg	Opponent	Year
167	11	N'western	1964

Tim Klosek (1)

Yds Rec	Avg	Opponent	Year
135	5	Mich. St.	1971

Tom McCauley (1)

Yds Rec	Avg	Opponent	Year
147	7	Michigan	1966



Tony Simmons' 588 yards receiving were the most by a freshman in Big Ten history. His 26.7-yard rookie average was topped only by Anthony Carter.

Jeff Mack (1)

Yds Rec	Avg	Opponent	Year
132	4	Nebraska	1974

Tony Simmons (1)

Yds Rec	Avg	Opponent	Year
132	6	Illinois	1994

Tom Stauss (1)

Yds Rec	Avg	Opponent	Year
135	8	Minnesota	1979

Tim Ware (1)


Yds Rec	Avg	Opponent	Year
193	7	N'western	1990

Bill Williams (1)

Yds Rec	Avg	Opponent	Year
131	6	Temple	1990

Jerry Witt (1)

Yds Rec	Avg	Opponent	Year
150	6	N'western	1951



J.C. Dawkins was a starting receiver on both the 1994 Rose and 1995 Hall of Fame Bowl championship teams.

Total Offense Records

Yardage

Game: 416

Darrell Bevell vs. Minnesota, 1993

Season: 2,481

Randy Wright, 1982

Career: 5,350

Randy Wright, 1981-83

Plays

Game: 61

Randy Wright vs. Iowa, 1983

Season: 401

Randy Wright, 1982

Mike Howard, 1984

Career: 939

Tony Lowery, 1987-88, 90-91

TDs responsible for

Game: 5

Billy Marek vs. Minnesota, 1974

Darrell Bevell vs. Nevada, 1993

Season: 24

Randy Wright, 1983

Career: 50

Randy Wright, 1981-83

Darrell Bevell (right) owns the Wisconsin record for total offense in a game (416) and needs 36 yards to move into first place on the career list. He and Terrell Fletcher tied for the team lead in total offensive yards (1,476) for the 1995 Hall of Fame Bowl champions.

Game Records

Total Plays

1. 61 Randy Wright vs. Iowa, 11/5/83
2. 57 Ron Vander Kelen vs. USC, 1/1/63
- 57 Mike Kalasmiki vs. Michigan State, 10/28/78
4. 51 Darrell Bevell vs. Minnesota, 10/23/93
5. 50 Mike Carroll vs. Michigan, 9/11/76
- 50 Jess Cole vs. Iowa, 11/14/81

Total Offensive Yardage

1. 416 Darrell Bevell vs. Minnesota, 10/23/93
2. 406 Ron Vander Kelen vs. USC, 1/1/63
3. 395 Tony Lowery vs. Northwestern, 10/20/90
4. 346 Randy Wright vs. Purdue, 11/12/83
5. 334 Randy Wright vs. Iowa, 11/5/83



Season Records

Total Plays

1. 401 Randy Wright, 1982
- 401 Mike Howard, 1984
3. 383 Randy Wright, 1983
4. 356 Tony Lowery, 1990
5. 335 Neil Graff, 1970

Total Offensive Yardage

1. 2,481 Randy Wright, 1982
2. 2,418 Randy Wright, 1983
3. 2,387 Darrell Bevell, 1993
4. 2,138 Mike Howard, 1984
5. 1,839 Ron Vander Kelen, 1962
6. 1,773 Mike Carroll, 1976
7. 1,755 Tony Lowery, 1990
8. 1,637 Brent Moss, 1993
9. 1,561 Neil Graff, 1970
10. 1,552 Jess Cole, 1981

Career Records

Total Plays

1. 939 Tony Lowery, 1987-88, 90-91
2. 876 Neil Graff, 1969-71
3. 865 Randy Wright, 1981-83
4. 854 Darrell Bevell, 1992-
5. 719 Billy Marek, 1972-75

Total Offensive Yardage

1. 5,350 Randy Wright, 1981-83
2. 5,315 Darrell Bevell, 1992-
3. 4,207 Tony Lowery, 1987-88, 90-91
4. 4,134 Neil Graff, 1969-71
5. 3,709 Billy Marek, 1972-75
6. 3,428 Brent Moss, 1991-94
7. 3,414 Terrell Fletcher, 1991-94
8. 3,345 Alan Ameche, 1951-54
9. 3,308 Mike Howard, 1983-86
10. 2,987 Jim Haluska, 1952, 54-55

Top Career Total Offenses

1. Randy Wright

Year	Rush	Pass	Total
'81	69	382	451
'82	189	2,292	2,481
'83	89	2,329	2,418
Tot.	347	5,003	5,350

2. Darrell Bevell

Year	Rush	Pass	Total
'92	-27	1,479	1,452
'93	-3	2,390	2,387
'94	-68	1,544	1,476
Tot.	-98	5,413	5,315

3. Tony Lowery

Year	Rush	Pass	Total
'87	279	572	851
'88	-53	712	659
'90	-2	1,757	1,755
'91	-23	965	942
Tot.	201	4,006	4,207

4. Neil Graff

Year	Rush	Pass	Total
'69	1	1,086	1,087
'70	248	1,313	1,561
'71	186	1,300	1,486
Tot.	435	3,699	4,134

5. Billy Marek

Year	Rush	Pass	Total
'72	6	0	6
'73	1,207	0	1,207
'74	1,215	0	1,215
'75	1,281	0	1,281
Tot.	3,709	0	3,709

6. Brent Moss

Year	Rush	Pass	Total
'91	219	0	219
'92	739	0	739
'93	1,637	0	1,637
'94	833	0	833
Tot.	3,428	0	3,428

7. Terrell Fletcher

Year	Rush	Pass	Total
'91	446	0	446
'92	496	0	496
'93	996	0	996
'94	1,476	0	1,476
Tot.	3,414	0	3,414

8. Alan Ameche

Year	Rush	Pass	Total
'51	824	0	824
'52	1,079	0	1,079
'53	801	0	801
'54	641	0	641
Tot.	3,345	0	3,345

9. Mike Howard

Year	Rush	Pass	Total
'83	31	46	77
'84	11	2,127	2,138
'85	-109	643	534
'86	-27	586	559
Tot.	-94	3,402	3,308

10. Jim Haluska

Year	Rush	Pass	Total
'52	-72	1,552	1,480
'54	-6	505	499
'55	-24	1,032	1,008
Tot.	-102	3,089	2,987

Total Offense Leaders (based on yardage)

Year	Player	Tot.	Pass.	Rush.
1994	Terrell Fletcher	1,476	0	1,476
	Darrell Bevell	1,476	1,544	-68
1993	Darrell Bevell	2,387	2,390	-3
1992	Darrell Bevell	1,452	1,479	-27
1991	Tony Lowery	942	965	-23
1990	Tony Lowery	1,755	1,757	-2
1989	Sean Wilson	833	667	166
1988	Lionel Crawford	829	479	350
1987	Marvin Artley	955	0	955
1986	Bud Keyes	1,113	1,002	111
1985	Larry Emery	1,113	0	1,113
1984	Mike Howard	2,138	2,127	11
1983	Randy Wright	2,418	2,329	89
1982	Randy Wright	2,481	2,292	189
1981	Jess Cole	1,552	1,269	283
1980	John Josten	655	622	33
1979	Mike Kalasmiki	1,095	1,082	13
1978	Mike Kalasmiki	1,547	1,378	169
1977	Anthony Dudley	834	877	-43
1976	Mike Carroll	1,773	1,627	146
1975	Billy Marek	1,281	0	1,281
1974	Gregg Bohlig	1,242	1,212	30
1973	Gregg Bohlig	1,337	1,211	126
1972	Rudy Steiner	1,078	1,080	-2
1971	Neil Graff	1,486	1,300	186
1970	Neil Graff	1,561	1,313	248
1969	Neil Graff	1,087	1,086	1
1968	John Ryan	928	855	73
1967	John Boyajian	913	966	-53
1966	John Ryan	525	439	86
1965	Chuck Burt	1,023	1,143	-120
1964	Harold Brandt	989	1,059	-70
1963	Harold Brandt	1,076	1,006	70
1962	Ron Vander Kelen	1,839	1,582	257
1961	Ron Miller	1,449	1,487	-38
1960	Ron Miller	1,395	1,351	44
1959	Dale Hackbart	1,121	734	387
1958	Dale Hackbart	1,032	641	391
1957	Sid Williams	661	451	210
1956	Danny Lewis	574	20	554
1955	Jim Haluska	1,012	1,036	-24
1954	Jim Miller	869	608	261
1953	Jim Miller	995	683	312
1952	Jim Haluska	1,480	1,552	-72
1951	John Coatta	1,063	1,154	-91
1950	John Coatta	646	727	-81
1949	Bob Petruska	637	620	17
1948	Bob Bendrick	327	0	327
1947	Earl Girard	539	322	217
1946	Earl Maves	538	0	538

Big Ten total offense champions in boldface.

DID YOU KNOW THAT ...

Former quarterback Randy Wright accounted for 50 touchdowns in his career. He threw for 38 scores and tallied 12 times himself on runs. Wright, who played professionally with the Packers, also has the top two single-season total offense marks at Wisconsin.

All-purpose Records

Yardage

Game: 312

Ira Matthews vs. Minnesota, 1978

As a senior: 312, Ira Matthews vs. Minnesota, 1978

As a junior: 304, Billy Marek vs. Minnesota, 1974

As a sophomore: 255, Ira Matthews vs. Northwestern, 1976

Kick returns only: 241, Troy Vincent vs. W. Illinois, 1991

Season: 1,977

Terrell Fletcher, 1994

As a senior: 1,977, Terrell Fletcher, 1994

As a junior: 1,661

Brent Moss, 1993

As a sophomore: 1,326

Ira Matthews, 1976

As a freshman: 837

Alan Ameche, 1951

Career: 4,322

Terrell Fletcher, 1991-94

Game Records

All-purpose Yardage

1. 312 Ira Matthews vs. Minnesota, 11/25/78
2. 304 Billy Marek vs. Minnesota, 11/23/74
3. 256 Terrell Fletcher vs. Duke, 1/2/95
4. 255 Ira Matthews vs. Northwestern, 10/23/76
5. 252 Al Toon vs. Purdue, 11/12/83
6. 241 Troy Vincent vs. Western Illinois, 9/14/91
7. 240 Billy Marek vs. Northwestern, 11/16/74
8. 226 Billy Marek vs. Wyoming, 10/6/73
9. 225 Alan Thompson vs. Oklahoma, 9/20/69
- 225 Marck Harrison vs. Purdue, 11/10/84

Matthews' record total of 312 yards was comprised of 134 rushing yards, 54 receiving yards and 124 return yards.

Season Records


All-purpose Yardage

1. 1,977 Terrell Fletcher, 1994
2. 1,661 Brent Moss, 1993
3. 1,518 Rufus Ferguson, 1971
4. 1,394 Billy Marek, 1975
5. 1,326 Ira Matthews, 1976
6. 1,298 Billy Marek, 1973
7. 1,291 Billy Marek, 1974
8. 1,235 Larry Emery, 1985
9. 1,203 Terrell Fletcher, 1993
10. 1,185 Ira Matthews, 1978

Career Records

All-purpose Yardage

1. 4,322 Terrell Fletcher, 1991-94
2. 3,989 Billy Marek, 1972-75
3. 3,700 Ira Matthews, 1975-78
4. 3,572 Brent Moss, 1991-94
5. 3,481 Rufus Ferguson, 1970-72
6. 3,384 Alan Ameche, 1951-54
7. 3,327 Larry Emery, 1983-86
8. 2,231 Alan Thompson, 1969-71
9. 2,227 Lee DeRamus, 1991-93
10. 2,166 Marvin Artley, 1985-88



Terrell Fletcher (right), the third-leading rusher in Wisconsin history, became the first Badger to accumulate more than 4,000 all-purpose yards in a career. His final total of 4,322 yards bettered the previous school record by 333 yards.

Top Career All-purpose Yardages

1. Terrell Fletcher

Year	Rush	Rec	Ret	Tot.
'91	446	125	0	571
'92	496	75	0	571
'93	996	131	76	1,203
'94	1,476	180	321	1,977
Tot.	3,414	511	397	4,322

2. Billy Marek

Year	Rush	Rec	Ret	Tot.
'72	6	0	0	6
'73	1,207	91	0	1,298
'74	1,215	76	0	1,291
'75	1,281	113	0	1,394
Tot.	3,709	280	0	3,989

3. Ira Matthews

Year	Rush	Rec	Ret	Tot.
'75	100	100	291	491
'76	535	238	553	1,326
'77	351	147	200	698
'78	654	143	388	1,185
Tot.	1,640	628	1,432	3,700

4. Brent Moss

Year	Rush	Rec	Ret	Tot.
'91	219	24	14	257
'92	739	15	0	754
'93	1,637	24	0	1,661
'94	833	67	0	900
Tot.	3,428	130	14	3,572

5. Rufus Ferguson

Year	Rush	Rec	Ret	Tot.
'70	588	59	274	921
'71	1,222	63	233	1,518
'72	1,004	38	0	1,042
Tot.	2,814	160	507	3,481

6. Alan Ameche

Year	Rush	Rec	Ret	Tot.
'51	824	13	0	837
'52	1,079	-5	0	1,074
'53	801	0	18	819
'54	641	0	13	654
Tot.	3,345	8	31	3,384

7. Larry Emery

Year	Rush	Rec	Ret	Tot.
'83	336	120	0	456
'84	675	50	0	725
'85	1,113	76	46	1,235
'86	855	56	0	911
Tot.	2,979	302	46	3,327

8. Alan Thompson

Year	Rush	Rec	Ret	Tot.
'69	907	54	0	961
'70	455	96	0	551
'71	643	76	0	719
Tot.	2,005	226	0	2,231

9. Lee DeRamus

Year	Rush	Rec	Ret	Tot.
'91	0	374	116	490
'92	0	680	118	798
'93	19	920	0	939
Tot.	19	1,974	234	2,227

10. Marvin Artley

Year	Rush	Rec	Ret	Tot.
'85	196	0	0	196
'86	324	50	0	374
'87	955	13	70	1,038
'88	516	42	0	558
Tot.	1,991	105	70	2,166

All-purpose Yardage Leaders

Year	Player	Tot.	Rush	Rec.	Ret.
1994	Terrell Fletcher	1,977	1,476	180	321
1993	Brent Moss	1,661	1,637	24	0
1992	Brent Moss	754	739	15	0
1991	Terrell Fletcher	571	446	125	0
1990	Tim Ware	595	1	473	121
1989	Fred Owens	588	2	78	508
1988	Fred Owens	690	106	45	539
1987	Marvin Artley	1,083	955	13	70
1986	Larry Emery	911	855	56	0
1985	Larry Emery	1,235	1,113	76	46
1984	Marck Harrison	872	848	24	0
1983	Al Toon	892	881	11	0
1982	Gary Ellerson	951	357	140	454
1981	Thad McFadden	843	82	257	504
1980	Dave Mohapp	604	506	98	0
1979	Dave Mohapp	737	603	119	15
1978	Ira Matthews	1,185	654	143	388
1977	Ira Matthews	698	351	147	200
1976	Ira Matthews	1,326	535	238	553
1975	Billy Marek	1,394	1,281	113	0
1974	Billy Marek	1,291	1,215	76	0
1973	Billy Marek	1,298	1,207	91	0
1972	Jeff Mack	1,059	286	528	245
1971	Rufus Ferguson	1,518	1,222	63	233
1970	Rufus Ferguson	921	588	59	274
1969	Alan Thompson	961	907	54	0
1968	Nathaniel Butler	501	0	0	501
1967	Tom McCauley	537	12	525	0
1966	Tom McCauley	867	0	689	178
1965	Dennis Lager	708	32	396	280
1964	Ron Smith	1,062	438	114	510
1963	Louis Holland	823	511	100	212
1962	Louis Holland	864	273	219	372
1961	Pat Richter	829	0	817	12
1960	Tom Weisner	799	374	356	69
1959	Dale Hackbart	592	387	0	205
1958	Dale Hackbart	655	391	0	264
1957	Danny Lewis	948	611	171	166
1956	Danny Lewis	749	554	52	143
1955	Pat Levenhagen	772	349	178	245
1954	Alan Ameche	654	641	0	13
1953	Alan Ameche	826	808	0	18
1952	Alan Ameche	1,074	1,079	-5	0
1951	Alan Ameche	837	824	13	0
1950	Rollie Strehlow	483	398	85	0
1949	Robert Teague	654	521	133	—
1948	Ben Bendrick	327	327	0	—
1947	Clarence Self	600	526	74	—

DID YOU KNOW THAT ...

Ira Matthews (1976-78) is the only UW player that had a run, a punt return and a kickoff return of at least 75 yards during his career. He had at least 100 yards rushing, receiving and through returns all four years of his Wisconsin career.

Kickoff Return Records

Yardage

Game: 178

Clarence Self vs. Michigan, 1947

Season: 616

Nate Odomes, 1986

Career: 1,510

Fred Owens, 1986-89

Kickoff returns

Game: 7

Clarence Self vs. Michigan, 1947

Season: 30

Fred Owens, 1988

Career: 78

Fred Owens, 1986-89

Average per return

Season: 29.6

Ira Matthews, 1976

Career: 24.6

Greg Johnson, 1969, 71

Touchdowns

Game: 1

many occasions (MR: Troy Vincent vs. Western Illinois, 1990)

Season: 2

Ira Matthews, 1976

Career: 2

Danny Crooks, 1969-71

Ira Matthews, 1975-78

Game Records

Kickoff Returns

1. 7 Clarence Self vs. Michigan, 11/15/47
2. 6 Lance Moon vs. Oklahoma, 9/19/70
- 6 Fred Owens vs. Michigan, 10/1/88
- 6 Fred Owens vs. Indiana, 11/11/89
- 5 5 many times

Kickoff Return Yardage

1. 178 Clarence Self vs. Michigan, 11/15/47
2. 153 Fred Owens vs. Illinois, 10/28/89
3. 152 Nate Odomes vs. Indiana, 10/25/86
4. 130 Ira Matthews vs. Iowa, 11/6/76
5. 129 Ron Smith vs. Iowa, 10/17/64

Season Records

Kickoff Returns

1. 30 Fred Owens, 1988
2. 25 Greg Johnson, 1969
- 25 Nate Odomes, 1986
4. 24 Marvin Neal, 1979
- 24 Fred Owens, 1989

Kickoff Return Yardage

1. 616 Nate Odomes, 1986
2. 541 Greg Johnson, 1969
3. 540 Greg Johnson, 1971
4. 539 Fred Owens, 1988
5. 508 Fred Owens, 1989

Kickoff Return Avg. (min. 10 ret.)

1. 29.6 Ira Matthews, 1976
2. 29.3 Danny Crooks, 1970
3. 28.4 Greg Johnson, 1971
4. 27.9 Michael Jones, 1984
5. 26.7 Dan Kissling, 1986

LONG KICKOFF RETURNS

- 100t Ira Matthews vs. Iowa, 1976
- 100t Michael Jones vs. Northwestern, 1984
- 97t Ira Matthews vs. Northwestern, 1976
- 96t Selvie Washington vs. Nebraska, 1973
- 96t Fred Owens vs. Illinois, 1989
- 95t Tim Fullington vs. No. Illinois, 1985
- 92t Wally Dreyer vs. Illinois, 1946
- 88 Greg Johnson vs. Indiana, 1971
- 87 Clarence Self vs. Ohio State, 1948
- 87t Danny Crooks vs. Illinois, 1969

Pre-modern era

- 100t Eddie Cochems vs. Chicago, 1901
- 99t Lynn Jordan vs. Michigan, 1934
- 95t Joe Linfor vs. Auburn, 1931
- 88t Mickey McGuire vs. Minnesota, 1932

Career Records

Kickoff Returns

1. 78 Fred Owens, 1986-89
2. 51 Marvin Neal, 1979-83
3. 44 Greg Johnson, 1969, 71
- 44 Mike Morgan, 1974-76
5. 43 Ira Matthews, 1975-78

Kickoff Return Yardage

1. 1,510 Fred Owens, 1986-89
2. 1,081 Greg Johnson, 1969, 71
3. 1,009 Marvin Neal, 1979-81, 83
4. 989 Ira Matthews, 1975-78
5. 940 Tom Schinke, 1965-67

Kickoff Return Avg. (min. 30 ret.)

1. 24.6 Greg Johnson, 1969, 71
2. 23.8 Chris Davis, 1971-73
3. 23.5 Ron Smith, 1962-64
- 23.5 Tom Schinke, 1965-67
5. 23.0 Ira Matthews, 1975-78

Top Career Kickoff Returners

1. Fred Owens

Year	No.	Yards	Avg.	TD
'87	24	463	19.3	0
'88	30	539	18.0	0
'89	24	508	21.2	1
Tot.	78	1,510	19.4	1

2. Greg Johnson

Year	No.	Yards	Avg.	TD
'69	25	541	21.6	0
'71	19	540	28.4	1
Tot.	44	1,081	24.6	1

3. Marvin Neal

Year	No.	Yards	Avg.	TD
'79	24	494	20.6	0
'80	11	217	19.7	0
'81	1	27	27.0	0
'83	15	271	18.1	0
Tot.	51	1,009	19.8	0

4. Ira Matthews

Year	No.	Yards	Avg.	TD
'75	12	289	24.1	0
'76	14	415	29.6	2
'77	10	167	16.7	0
'78	7	118	16.9	0
Tot.	43	989	23.0	2

5. Tom Schinke

Year	No.	Yards	Avg.	TD
'65	7	183	26.1	0
'66	20	494	24.7	0
'67	13	263	20.2	0
Tot.	40	940	23.5	0

6. Chris Davis

Year	No.	Yards	Avg.	TD
'71	5	130	26.0	0
'72	14	332	23.7	0
'73	14	322	23.0	0
Tot.	33	784	23.8	0

7. Mike Morgan

Year	No.	Yards	Avg.	TD
'74	14	231	16.5	0
'75	23	428	18.6	0
'76	7	120	17.1	0
Tot.	44	779	17.7	0

8. Ron Smith

Year	No.	Yards	Avg.	TD
'62	8	178	22.3	0
'63	6	113	18.9	0
'64	19	483	25.4	0
Tot.	33	774	23.5	0

9. Keith Jackson

Year	No.	Yards	Avg.	TD
'93	23	457	19.9	0
'94	11	233	21.2	0
Tot.	34	690	20.3	0

10. Nate Butler

Year	No.	Yards	Avg.	TD
'68	21	501	23.9	0
'69	7	124	17.7	0
Tot.	28	625	22.3	0

Kickoff Return Leaders (based on yardage)

Year	Player	No.	Yards	Avg.
1994	Terrell Fletcher	16	321	20.1
1993	Keith Jackson	23	457	19.9
1992	Korey Manley	10	243	24.3
1991	Troy Vincent	9	229	25.4
1990	Rory Lee	16	346	21.6
1989	Fred Owens	24	508	21.2
1988	Fred Owens	30	539	18.0
1987	Fred Owens	23	463	22.8
1986	Nate Odomes	25	616	24.6
1985	Tim Fullington	12	278	23.2
1984	Michael Jones	16	447	27.9
1983	Marvin Neal	15	271	18.1
1982	Gary Ellerson	19	454	23.9
1981	Thad McFadden	11	234	21.3
1980	Marvin Neal	11	217	19.7
1979	Marvin Neal	24	494	25.8
1978	Wayne Souza	8	159	19.8
1977	Tom Stauss	15	275	18.3
1976	Ira Matthews	14	415	29.6
1975	Mike Morgan	23	428	18.6
1974	Mike Morgan	14	231	16.5
1973	Chris Davis	14	322	23.1
1972	Chris Davis	14	332	23.7
1971	Greg Johnson	19	540	28.4
1970	Dan Crooks	12	351	29.2
1969	Greg Johnson	25	541	21.6
1968	Nate Butler	21	501	23.9
1967	Tom Schinke	13	263	20.2
1966	Tom Schinke	20	494	24.7
1965	Dennis Lager	14	254	18.1
1964	Ron Smith	19	483	25.4
1963	Louis Holland	8	163	20.4
1962	Louis Holland	7	203	29.0
1961	Louis Holland	5	185	37.0
1960	Merritt Norvell	10	146	14.6
1959	Billy Hobbs	7	157	22.4
1958	Ron Steiner	6	104	17.3
1957	Danny Lewis	6	124	20.7
1956	Danny Lewis	6	109	18.2
1955	Pat Levenhagen	11	220	20.0
1954	Clarence Bratt	5	109	21.8
1953	Clarence Bratt	6	135	22.5
1952	Harland Carl	8	149	18.6
1951	Harland Carl	3	58	19.3
1950	Bill Hutchinson	8	113	14.1
1949	Gene Evans	11	242	22.0
1948	Clarence Self	11	253	23.0
1947	Clarence Self	9	231	25.7
1946	Wally Dreyer	5	159	31.8



Former Oakland Raider Ira Matthews (left) had kickoff returns of 100 and 97 yards against Iowa and Northwestern, respectively, in 1976.

Punt Return Records

Yardage

Game: 158

Earl Girard vs. Iowa, 1947

Season: 394

Thad McFadden, 1984

Career: 773

Troy Vincent, 1988-91

Punt returns

Game: 10

Bill Lane vs. Indiana, 1951

Season: 38

Keith Jackson, 1994

Career: 75

Thad McFadden, 1980-81, 83-84

Average per return

Season: 16.9

Ira Matthews, 1978

Career: 11.4

Troy Vincent, 1988-91

Touchdowns

Game: 2

Earl Girard vs. Iowa, 1947

Season: 3

Ira Matthews, 1978

Career: 4

Ira Matthews, 1975-78

Game Records

Punt Returns

1. 10 Bill Lane vs. Indiana, 11/3/51
2. 7 Greg Johnson vs. Northern Illinois, 9/11/71
3. 6 five times (MR: Aaron Brown vs. Illinois, 10/31/92)

Punt Return Yardage

1. 158 Earl Girard vs. Iowa, 11/8/47
2. 153 Greg Johnson vs. Northern Illinois, 9/11/71
3. 146 Troy Vincent vs. Western Illinois, 9/14/91
4. 128 Louis Holland vs. Indiana, 10/6/62
5. 103 Troy Vincent vs. Northwestern, 10/21/89

Punt Return Touchdowns

1. 2 Earl Girard vs. Iowa, 11/8/47

Season Records

Punt Returns

1. 38 Keith Jackson, 1994
2. 32 Thad McFadden, 1984
3. 27 Aaron Brown, 1992
4. 25 Troy Vincent, 1991
5. 24 Troy Vincent, 1990

Punt Return Yardage

1. 394 Thad McFadden, 1984
2. 292 Keith Jackson, 1994
3. 283 Gene Evans, 1949
4. 276 Troy Vincent, 1990
5. 270 Ira Matthews, 1978

Punt Return Avg. (min. 15 ret.)

1. 16.9 Ira Matthews, 1978
2. 13.8 Troy Vincent, 1989
3. 12.3 Thad McFadden, 1984
4. 11.5 Troy Vincent, 1990
5. 11.1 Nate Odomes, 1985

LONGEST PUNT RETURNS

- 90t Troy Vincent vs. Western Illinois, 1991
- 87t Danny Crooks vs. Michigan, 1970
- 85t Greg Johnson vs. Northern Illinois, 1971
- 85t Earl Girard vs. Iowa, 1947
- 78t Ira Matthews vs. Northwestern, 1978
- 77t John Bridgeman vs. Marquette, 1954
- 74t Lou Holland vs. Indiana, 1962
- 73t Dale Hackbart vs. Marquette, 1958
- 71t Ira Matthews vs. Indiana, 1978
- 71t Troy Vincent vs. Ohio State, 1989
- 71t Troy Vincent vs. Michigan State, 1990
- 65t Lisle Blackburn vs. Iowa, 1947
- 65t Bill Hutchinson vs. Indiana, 1952

Pre-modern era

- 75t Sam Behr vs. Lawrence, 1930
- 70t Red Peterson vs. Ohio State, 1932
- 65t Ernie Lusby vs. Iowa, 1928
- 65t Ernie Lusby vs. South Dakota State, 1929

Career Records

Punt Returns

1. 75 T. McFadden, 1980-81, 83-84
2. 68 Troy Vincent, 1988-91
3. 45 Ira Matthews, 1975-78
4. 41 Keith Jackson, 1993-94
5. 37 Jim Miller, 1953-55

Punt Return Yardage

1. 773 Troy Vincent, 1988-91
2. 753 T. McFadden, 1980-81, 83-84
3. 443 Ira Matthews, 1975-78
4. 367 Jim Miller, 1953-55
5. 359 Nate Odomes, 1984-86

Punt Return Avg. (min. 25 ret.)

1. 11.4 Troy Vincent, 1988-91
2. 10.4 T. McFadden, 1980-81, 83-84
3. 9.97 Nate Odomes, 1984-86
4. 9.92 Jim Miller, 1953-55
5. 9.90 Lou Holland, 1961-63

Top Career Punt Returners

1. Troy Vincent

Year	No.	Yards	Avg.	TD
'88	2	0	0	0
'89	17	235	13.8	1
'90	24	276	11.5	1
'91	25	262	10.5	1
Tot.	68	773	11.4	3

2. Thad McFadden

Year	No.	Yards	Avg.	TD
'80	3	23	7.7	0
'81	21	174	8.3	0
'83	19	162	8.5	0
'84	32	394	12.3	0
Tot.	75	753	10.0	0

3. Ira Matthews

Year	No.	Yards	Avg.	TD
'75	1	2	2.0	0
'76	15	138	9.2	1
'77	13	33	2.5	0
'78	16	270	16.9	3
Tot.	45	443	9.8	4

4. Gene Evans

Year	No.	Yards	Avg.	TD
'47	8	112	14.0	0
'49	13	283	21.8	0
Tot.	21	395	18.8	0

5. Jim Miller

Year	No.	Yards	Avg.	TD
'53	10	88	8.8	0
'54	18	141	7.8	0
'55	9	138	15.3	0
Tot.	37	367	9.9	0

6. Nate Odomes

Year	No.	Yards	Avg.	TD
'85	15	167	11.1	0
'86	21	192	9.1	0
Tot.	36	359	10.0	0

7. Keith Jackson

Year	No.	Yards	Avg.	TD
'93	3	33	11.0	0
'94	38	292	7.7	0
Tot.	41	325	7.9	0

8. Dale Hackbart

Year	No.	Yards	Avg.	TD
'57	2	5	2.5	0
'58	7	193	27.6	0
'59	9	77	8.6	0
Tot.	18	275	15.3	0

9. Louis Holland

Year	No.	Yards	Avg.	TD
'61	5	39	7.8	0
'62	13	169	13.0	0
'63	8	49	6.1	0
Tot.	26	257	9.9	0

10. Tom Schinke

Year	No.	Yards	Avg.	TD
'66	13	141	10.8	0
'67	19	106	5.6	0
Tot.	32	247	7.7	0

Punt Return Leaders (based on yardage)

Year	Player	No.	Yards	Avg.
1994	Keith Jackson	38	292	7.7
1993	Scott Nelson	8	70	8.8
1992	Aaron Brown	27	177	6.6
1991	Troy Vincent	25	262	10.5
1990	Troy Vincent	24	276	11.5
1989	Troy Vincent	17	235	13.8
1988	Scott Bestor	16	88	5.5
1987	Scott Bestor	14	81	5.8
1986	Nate Odomes	21	192	9.1
1985	Nate Odomes	15	167	11.1
1984	Thad McFadden	32	394	12.3
1983	Thad McFadden	19	162	8.5
1982	Brian Marrow	17	62	3.6
1981	Thad McFadden	18	152	8.4
1980	Jerry Vance	13	48	3.7
1979	Tom Stauss	17	98	5.8
1978	Ira Matthews	16	270	16.9
1977	Ira Matthews	13	33	2.5
1976	Ira Matthews	15	138	9.2
1975	Mike Morgan	11	87	7.9
1974	Mike Morgan	15	64	4.3
1973	Chris Davis	11	83	7.5
1972	Dan Baron	7	33	4.7
1971	Greg Johnson	14	160	11.4
1970	Dan Crooks	13	165	12.7
1969	Nate Butler	15	29	1.9
1968	Tom McCauley	8	50	6.3
1967	Tom Schinke	19	106	5.6
1966	Tom Schinke	13	141	10.8
1965	Tom Brigham	4	64	16.0
1964	Carl Silvestri	3	31	10.3
1963	Louis Holland	8	49	6.1
1962	Louis Holland	13	169	13.0
1961	Jim Nettles	6	67	11.2
1960	Bill Hess	10	83	8.3
1959	Dale Hackbart	9	77	8.6
1958	Dale Hackbart	7	193	27.6
1957	Bob Altmann	6	54	9.0
1956	Dan Lewis	5	34	6.8
1955	Jim Miller	9	138	15.3
1954	Jim Miller	18	141	7.8
1953	Jim Miller	10	88	8.8
1952	Bill Hutchinson	11	197	17.9
1951	Bill Lane	20	131	6.6
1950	Roy Burks	14	114	8.1
1949	Gene Evans	13	283	21.8
1948	Wally Dreyer	6	116	19.3
1947	Gene Evans	8	112	14.0
1946	Don Kindt	4	27	6.8



Troy Vincent (left) returned one punt for a touchdown in each of his final three seasons at Wisconsin.

Punting Records

Yardage

Game: 500

Brad Brekke vs. Miami, 1989

Season: 2,879

Scott Cepicky, 1986

Career: 10,235

Scott Cepicky, 1984-87

Punts

Game: 12

Dave Fronek vs. Nebraska, 1965

Bob Schaffner vs. Iowa, 1968

Brad Brekke vs. Miami, 1989

Season: 72

Dave Fronek, 1965

Career: 249

Scott Cepicky, 1984-87

Average per punt

Game: 52.2

Dick Mileager vs. Kansas, 1976

Season: 43.0

Scott Cepicky, 1986

Career: 41.1

Scott Cepicky, 1984-87

Game Records

Punts

1. 12 Dave Fronek vs. Nebraska, 10/9/65
- 12 Bob Schaffner vs. Iowa, 10/19/68
- 12 Brad Brekke vs. Miami, Fla., 9/19/89
4. 11 four times (MR: Chris Heymans vs. Mia., 9/24/88)

Punting Yards

1. 500 Brad Brekke vs. Miami, Fla., 9/19/89
2. 453 Scott Cepicky vs. Wyoming, 9/27/86
3. 443 David Billy vs. Arizona State, 9/21/68
4. 432 John Kiltz vs. Richmond, 9/16/78
5. 429 David Greenwood vs. Ohio State, 10/25/80

Punting Average (min. 5 punts)

1. 52.2 Dick Mileager vs. Kansas, 10/2/76
2. 52.0 Scott Cepicky vs. UNLV, 9/20/86
3. 51.0 George O'Brien vs. Iowa, 10/18/52
4. 50.8 Scott Cepicky vs. Northwestern, 10/19/85

LONGEST PUNTS

- 96 George O'Brien vs. Iowa, 1952
- 90 Jim Bakken vs. Northwestern, 1961
- 85 Wendell Gulseth vs. Rice, 1952
- 82 David Greenwood vs. Air Force, 1979

Pre-modern era

- 110 Pat O'Dea vs. Minnesota, 1897
- 100 Pat O'Dea vs. Yale, 1899
- 85 Pat O'Dea vs. Lake Forest, 1896

Season Records

Punts

1. 72 Dave Fronek, 1965
2. 70 David Greenwood, 1980
- 70 Brad Brekke, 1990
4. 68 David Greenwood, 1981
5. 67 Scott Cepicky, 1986
- 67 Brad Brekke, 1989

Punting Yards

1. 2,879 Scott Cepicky, 1986
2. 2,667 Brad Brekke, 1990
3. 2,648 Scott Cepicky, 1985
4. 2,618 Dave Fronek, 1965
5. 2,564 Brad Brekke, 1989

Punting Average (min. 20 punts)

1. 43.0 Scott Cepicky, 1986
2. 42.2 Dick Mileager, 1975
3. 42.0 Scott Cepicky, 1985
4. 41.9 Jim Bakken, 1960
5. 41.5 Jim Hammond, 1950

Career Records

Punts

1. 249 Scott Cepicky, 1984-87
2. 209 Sam Veit, 1991-94
3. 192 Brad Brekke, 1988-90
4. 191 David Greenwood, 1979-82
5. 133 T.A. Cox, 1944, 46-48

Punting Yards


1. 10,235 Scott Cepicky, 1984-87
2. 8,016 Sam Veit, 1991-94
3. 7,208 David Greenwood, 1979-82
4. 7,149 Brad Brekke, 1988-90
5. 4,998 T.A. Cox, 1944, 46-48

Punting Average (min. 100 punts)


1. 41.1 Scott Cepicky, 1984-87
2. 40.7 Dick Mileager, 1975-77
3. 40.1 Jim Bakken, 1959-61
4. 39.8 John Krugman, 1970-71
5. 38.4 Sam Veit, 1991-94

Punting Leaders (based on yards)


Year	Player	No	Yards	Avg
1994	Sam Veit	49	2,005	40.9
1993	Sam Veit	39	1,457	37.4
1992	Sam Veit	56	2,220	39.6
1991	Sam Veit	65	2,334	35.9
1990	Brad Brekke	70	2,667	38.1
1989	Brad Brekke	67	2,564	38.3
1988	Brad Brekke	55	1,918	34.9
1987	Scott Cepicky	57	2,251	39.5
1986	Scott Cepicky	67	2,879	43.0
1985	Scott Cepicky	63	2,648	42.0
1984	Scott Cepicky	62	2,457	39.6
1983	George Winslow	43	1,575	36.6
1982	George Winslow	66	2,475	37.5
1981	David Greenwood	68	2,522	37.1
1980	David Greenwood	70	2,541	36.3
1979	David Greenwood	53	2,145	40.5
1978	John Kiltz	62	2,326	37.5
1977	Dick Mileager	41	1,574	38.4
1976	Dick Mileager	41	1,660	40.5
1975	Dick Mileager	38	1,647	42.2
1974	Ken Simmons	21	815	39.3
1973	Ken Simmons	32	1,304	40.8
1972	Rudy Steiner	39	1,414	36.3
1971	John Krugman	47	1,891	40.2
1970	John Krugman	63	2,487	39.5
1969	Gary Buss	42	1,518	36.1
1968	Don Schaffner	45	1,592	35.4
1967	Dave Billy	34	1,262	37.1
1966	Don Schaffner	52	1,901	36.6
1965	Dave Fronek	72	2,612	36.3
1964	Ron Yates	30	1,065	35.5
1963	D. Hendrickson	23	885	38.5
1962	Pat Richter	40	1,564	39.1
1961	Jim Bakken	39	1,580	40.5
1960	Jim Bakken	30	1,510	41.9
1959	Jim Bakken	39	1,485	38.1
1958	Earl Hill	24	780	32.5
1957	Earl Hill	16	592	37.0
1956	Pat Levenhagan	23	828	36.0
1955	Pat Levenhagan	34	1,143	33.6
1954	Pat Levenhagan	27	1,029	38.0
1953	Bob Gingrass	27	1,040	38.5
1952	Wendell Gulseth	36	1,368	38.0
1951	Jim Hammond	45	1,583	35.2
1950	Bob Petruska	35	1,214	34.7
1949	Bob Petruska	52	1,939	37.3
1948	T. A. Cox	55	2,021	36.7
1947	Earl Girard	28	1,090	38.9
1946	T. A. Cox	46	1,825	39.7



Jim Bakken, currently an administrator in the Wisconsin Department of Athletics, led the Badgers in punting three straight years. He went on to a distinguished career as a placekicker for the St. Louis Cardinals.



Scott Cepicky is the school record holder with a career average of 41.1 yards.



Sam Veit punted for more than 8,000 yards in a four-year varsity career.

Interception Records

Interceptions

Game: 4
Clarence Bratt vs. Minnesota, 1954
Season: 9
Neovia Greyer, 1970
Career: 18
Neovia Greyer, 1969-71
Jeff Messenger, 1991-94

Yardage

Game: 103
Bob Radcliffe vs. Navy, 1949
Ed Withers vs. Iowa, 1950
Season: 156
David Greenwood, 1981
Career: 285
Neovia Greyer, 1969-71

Average per return

Season: 30.5
Pat Levenhagen, 1955
Career: 25.0
Ed Withers, 1949-51

Touchdowns

Game: 2
Bob Radcliffe vs. Navy, 1949
Season: 2
Bob Radcliffe, 1949
Career: 3
Bob Radcliffe, 1949-50

Game Records

Interceptions

- 4 Clarence Bratt vs. Minnesota, 11/20/54
- 3 10 times (MR: Nate Odomes vs. Hawaii, 9/6/86)

Interception Return Yardage

- 103 Bob Radcliffe vs. Navy, 10/15/49
- 103 Ed Withers vs. Iowa, 10/14/50

Interception Return Touchdowns

- 2 Bob Radcliffe vs. Navy, 10/15/49

LONGEST INTERCEPTION RETURNS

- 98t Billy Lowe vs. Purdue, 1954
- 94t Ron Steiner vs. West Virginia, 1957
- 89t Jim Nettles vs. New Mexico St., 1962
- 73t Nate Odomes vs. Hawaii, 1986
- 66 Dave Fronek vs. Northwestern, 1965
- 65t David Greenwood vs. Indiana, 1981
- 65t Troy Vincent vs. Iowa, 1991
- 62 Fred Nagus-Earl Maves (lateral) vs. Purdue, 1946
- 60 Ed Withers vs. Pennsylvania, 1951
- 60t Jim Nettles vs. Minnesota, 1961
- 60 Rafael Robinson vs. Minnesota, 1991

Pre-modern era

- 105t Coots Cunningham vs. Purdue, 1907
- 100t Jack Wink vs. Great Lakes, 1942
- 80t Frederick Smith vs. Ohio State, 1918
- 70 Ashley Anderson vs. Camp Grant, 1942

Season Records

Interceptions

- 9 Neovia Greyer, 1970
- 7 Dale Hackbart, 1958
- 7 Scott Erdmann, 1976
- 7 Nate Odomes, 1986
- 7 Jeff Messenger, 1993
- 6 by eight players (MR: Jeff Messenger, 1994)

Interception Return Yardage

- 156 David Greenwood, 1981
- 143 Scott Erdmann, 1976
- 135 Bob Radcliffe, 1949
- 122 Pat Levenhagen, 1955
- 120 Scott Nelson, 1993

Int. Return Average (min. 4 ret.)

- 30.5 Pat Levenhagen, 1955
- 26.5 Jim Nettles, 1962
- 26.5 Russ Bellford, 1983
- 26.0 David Greenwood, 1981
- 25.8 Ed Withers, 1950

Career Records

Interceptions

- 18 Neovia Greyer, 1969-71
- 18 Jeff Messenger, 1991-94
- 14 Scott Nelson, 1990-93
- 10 David Greenwood, 1979-81
- 9 Dave Fronek, 1963-65
- 9 Craig Raddatz, 1983-86
- 9 Nate Odomes, 1984-86
- 9 Eddie Fletcher, 1988-91

Interception Return Yardage

- 285 Neovia Greyer, 1969-71
- 261 Scott Nelson, 1990-93
- 200 Ed Withers, 1949-51
- 178 David Greenwood, 1979-81
- 169 Jim Nettles, 1961-63

Int. Return Average (min. 8 ret.)

- 25.0 Ed Withers, 1949-51
- 21.1 Jim Nettles, 1961-63
- 19.9 Jim Miller, 1953-55
- 18.6 Steve Wagner, 1973-75
- 18.6 Scott Nelson, 1990-93

Top Career Interceptors

1. Neovia Greyer

Year	No.	Yards	Avg.	TD
'69	4	82	20.5	0
'70	9	116	12.9	0
'71	5	87	17.4	0
Tot.	18	285	15.8	0

1. Jeff Messenger

Year	No.	Yards	Avg.	TD
'91	2	20	10.0	0
'92	3	15	5.0	0
'93	7	41	5.9	0
'94	6	53	8.8	1
Tot.	18	129	7.2	1

3. Scott Nelson

Year	No.	Yards	Avg.	TD
'90	3	31	10.3	0
'91	2	19	9.5	0
'92	4	91	22.8	1
'93	5	120	24.0	0
Tot.	14	261	18.6	1

4. David Greenwood

Year	No.	Yards	Avg.	TD
'79	2	22	11.0	0
'80	2	0	0.0	0
'81	6	156	26.0	1
Tot.	10	178	17.8	1

5. Dave Fronck

Year	No.	Yards	Avg.	TD
'63	2	21	10.5	0
'64	1	0	0.0	0
'65	6	115	19.2	0
Tot.	9	136	15.1	0

5. Craig Raddatz

Year	No.	Yards	Avg.	TD
'83	4	19	4.7	0
'84	5	26	5.2	0
Tot.	9	45	5.0	0

5. Nate Odomes


Year	No.	Yards	Avg.	TD
'85	2	29	14.5	0
'86	7	107	15.3	1
Tot.	9	136	15.1	1

5. Eddie Fletcher

Year	No.	Yards	Avg.	TD
'88	4	77	19.3	0
'90	4	4	1.0	0
'91	1	0	0.0	0
Tot.	9	81	9.0	0

Interception Leaders (based on number)

Year	Player	No.	Yards	Avg.
1994	Jeff Messenger	6	53	8.8
1993	Jeff Messenger	7	41	5.9
1992	Scott Nelson	4	91	22.8
1991	Rafael Robinson	3	74	24.8
1990	Eddie Fletcher	4	4	1.0
1989	Eddie Fletcher	4	77	19.3
1988	LaMarr White	4	4	1.0
1987	John Williams	4	79	19.8
1986	Nate Odomes	7	107	15.3
1985	Charlie Fawley	3	13	4.3
1984	Ken Stills	5	28	5.6
	Craig Raddatz	5	26	5.2
1983	Russ Bellford	4	106	26.5
	Craig Raddatz	4	19	4.8
1982	four players with	2		
1981	David Greenwood	6	156	26.0
	Matt VandenBoom	6	15	2.5
1980	Von Mansfield	2	52	26.0
	David Greenwood	2	0	0.0
1979	David Greenwood	2	22	11.0
1978	George Welch	3	28	9.3
1977	Dan Schieble	3	26	8.7
1976	Scott Erdmann	7	143	20.4
1975	Ken Simmons	4	77	19.3
	Steve Wagner	4	54	13.5
	Greg Lewis	4	15	3.8
1974	Steve Wagner	4	95	23.8
1973	Terry Buss	3	69	19.7
1972	Chris Davis	2	10	5.0
1971	Neovia Greyer	5	87	17.4
1970	Neovia Greyer	9	116	12.9
1969	Neovia Greyer	4	82	20.5
1968	Tom McCauley	4	22	5.5
1967	Mel Walker	5	81	16.2
1966	Tom Schinke	6	39	6.5
1965	Dave Fronck	6	115	19.2
1964	Carl Silvestri	2	11	5.5
1963	Billy Smith	2	55	27.5
	Dave Fronck	2	21	10.5
1962	Jim Nettles	4	106	26.5
1961	three players with	3		
1960	Bill Hess	3	51	17.0
1959	three players with	3		
1958	Dale Hackbart	7	77	11.0
1957	Danny Lewis	4	25	6.3
1956	John Bridgeman	2	13	6.5
1955	Pat Levenhagen	4	122	30.5
1954	Jim Miller	6	117	19.5
1953	Glenn Wilson	4	71	17.8
1952	Burt Hable	5	75	15.0
1951	Bill Lane	6	51	8.5
1950	Ed Withers	4	103	25.8
1949	Jim Embach	6	38	6.3
1948	John Pinnow	2	34	17.0
	Walt Dreyer	2	14	7.0
1947	Bob Wilson	5	41	8.2
1946	Gene Evans	3	20	6.7



Jeff Messenger's interception vs. Duke in his final UW game tied the school career pickoff record. It was the 18th interception of his career and the first he returned for a touchdown.

Scoring Records

Points

Game: 30

Billy Marek vs. Minnesota, 1974
By a kicker: 15 by Rich Thompson vs. Bowling Green, 1992

Season: 114

Billy Marek, 1974
By a senior: 82 by Rich Thompson, 1992
By a junior: 114 by Billy Marek, 1974

By a sophomore: 84 by Billy Marek, 1973

By a freshman: 84 by Todd Gregoire, 1984

Career: 278

Billy Marek, 1972-75
 Todd Gregoire, 1984-87

Touchdowns

Game: 5

Billy Marek vs. Minnesota, 1974

Season: 18

Billy Marek, 1974

Career: 46

Billy Marek, 1972-74

Extra points

Game: 8

Vince Lamia vs. Missouri, 1974
 Kevin Rohde vs. Minnesota, 1983
 Rick Schnetzky vs. Eastern Michigan, 1994

Rick Schnetzky vs. Indiana, 1994

Season: 45

Kevin Rohde, 1983

Career: 105

Vince Lamia, 1973-76

Extra point attempts

Game: 9

Rick Schnetzky vs. Indiana, 1994

Season: 48

Kevin Rohde, 1983

Career: 110

Vince Lamia, 1973-76

Extra point accuracy

Game (8 att.): 100.0

Vince Lamia vs. Missouri, 1974
 Kevin Rohde vs. Minnesota, 1983
 Rick Schnetzky vs. E. Michigan, 1994

Season: 100.0

Gary Kroner, 1962

Mark Doran, 1981

Roger Jaeger, 1971

Career: 96.5

Todd Gregoire, 1984-87

Field goals

Game: 4

Vince Lamia vs. Minnesota, 1976

Todd Gregoire vs. Kentucky, 1984

Rich Thompson vs. Bowling Green, 1992

Rich Thompson vs. Purdue, 1992

Season: 22

Rich Thompson, 1992

Career: 65

Todd Gregoire, 1984-87

Field goal attempts

Game: 6

Jim Bakken vs. Minnesota, 1961

Steve Veith vs. Northwestern, 1977

Season: 32

Rich Thompson, 1992

Career: 85

Todd Gregoire, 1984-87

Field goal accuracy

Game (4 att.): 100.0

Vince Lamia vs. Minnesota, 1976

Todd Gregoire vs. Kentucky, 1984

Rich Thompson vs. Bowling Green, 1992

Rich Thompson vs. Purdue, 1992

Season (15 att.): 80.0

Todd Gregoire, 1987

Career (30 att.): 76.5

Todd Gregoire, 1984-87

LONGEST FIELD GOALS

54	Todd Gregoire vs. Ball State, 1987
52	Rich Thompson vs. Western Michigan, 1988
51	John Hall vs. Colorado, 1994
51	Todd Gregoire vs. Northern Illinois, 1984
50	Vladimir LaBun vs. Northwestern, 1975
50	Wendell Gladem vs. Ohio State, 1981

Pre-modern era

62* Pat O'Dea vs. Northwestern, 1898

60* Pat O'Dea vs. Minnesota, 1899

57* Pat O'Dea vs. Chicago, 1897


57* Pat O'Dea vs. Illinois, 1899

55* Pat O'Dea vs. Minnesota, 1897

* — indicates drop kick

DID YOU KNOW THAT ...

The famous phrase "Hit 'em again, harder, harder" was coined in honor of Wisconsin fullback Marlin "Pat" Harder. He was the Big Ten's scoring leader in 1941 with 72 points. Harder is a member of the College Football Hall of Fame.



Top Career Scorers

1. Billy Marek

Year	Pts.	TD	PAT	FG
'73	84	14	0	0
'74	114	19	0	0
'75	80	13	1	0
Tot.	278	46	1	0

1. Todd Gregoire

Year	Pts.	TD	PAT	FG
'84	84	0	24	20
'85	67	0	19	16
'86	61	0	22	13
'87	66	0	18	16
Tot.	278	0	83	65

3. Rich Thompson

Year	Pts.	TD	PAT	FG
'88	11	0	2	3
'89	50	0	17	11
'90	41	0	11	10
'91	18	0	6	4
'92	82	0	16	22
Tot.	202	0	52	50

4. Brent Moss

Year	Pts.	TD	PAT	FG
'91	6	1	0	0
'92	54	9	0	0
'93	96	16	0	0
'94	48	8	0	0
Tot.	204	34	0	0

5. Vince Lamia

Year	Pts.	TD	PAT	FG
'73	22	0	16	2
'74	49	0	40	3
'75	37	0	16	7
'76	72	0	33	13
Tot.	180	0	105	25

6. Terrell Fletcher

Year	Pts.	TD	PAT	FG
'91	30	5	0	0
'92	6	1	0	0
'93	60	10	0	0
'94	80	13	1	0
Tot.	176	29	1	0

7. Rufus Ferguson

Year	Pts.	TD	PAT	FG
'70	36	6	0	0
'71	80	13	1	0
'72	42	7	0	0
Tot.	158	26	1	0

8. Alan Ameche

Year	Pts.	TD	PAT	FG
'51	24	4	0	0
'52	42	7	0	0
'53	30	5	0	0
'54	54	9	0	0
Tot.	150	25	0	0

9. Louis Holland

Year	Pts.	TD	PAT	FG
'61	24	4	0	0
'62	72	12	0	0
'63	42	7	0	0
Tot.	138	23	0	0

10. Alan Thompson

Year	Pts.	TD	PAT	FG
'69	54	9	0	0
'70	32	5	1	0
'71	50	8	1	0
Tot.	136	22	2	0

Scoring (based on points)

Year	Player	Pts.	TD	PAT	FG
1994	Terrell Fletcher	80	13	1	0
1993	Brent Moss	96	16	0	0
1992	Rich Thompson	82	0	16	22
1991	Terrell Fletcher	30	5	0	0
1990	Rich Thompson	41	0	11	10
1989	Rich Thompson	50	0	17	11
1988	Robb Mehring	27	0	6	7
1987	Todd Gregoire	66	0	18	16
1986	Todd Gregoire	61	0	22	13
1985	Todd Gregoire	67	0	19	16
1984	Todd Gregoire	84	0	24	20
1983	Gary Ellerson	66	11	0	0
1982	Troy King	42	7	0	0
1981	Mark Doran	47	0	32	5
1980	Jess Cole	30	5	0	0
1979	Steve Veith	31	0	16	5
1978	Ira Matthews	42	7	0	0
1977	Steve Veith	39	0	12	9
1976	Vince Lamia	72	0	33	13
1975	Billy Marek	80	13	1	0
1974	Billy Marek	114	19	0	0
1973	Billy Marek	84	14	0	0
1972	Rufus Ferguson	42	7	0	0
1971	Rufus Ferguson	80	13	1	0
1970	Larry Mialik	42	7	0	0
1969	Alan Thompson	54	9	0	0
1968	John Ryan	24	3	6	0
1967	Tom Schinke	26	0	8	6
1966	Tom Schinke	31	0	7	8
1965	Bill Fritz	24	4	0	0
1964	Jimmy Jones	24	4	0	0
1963	Louis Holland	42	7	0	0
1962	Louis Holland	72	12	0	0
1961	Pat Richter	48	8	0	0
1960	Erv Kunesch	22	1	13	1
1959	Dale Hackbart	42	6	6	0
1958	Dale Hackbart	56	9	2	0
1957	Danny Lewis	36	6	0	0
	Dale Hackbart	36	6	0	0
1956	Danny Lewis	18	3	0	0
1955	Charles Thomas	36	6	0	0
1954	Alan Ameche	54	9	0	0
1953	Jim Miller	42	7	0	0
1952	three players with	42			
1951	Jerry Witt	48	8	0	0
1950	John Coatta	23	1	17	0
1949	Lisle Blackburn	39	2	24	1
1948	Wally Dreyer	24	4	0	0
1947	Lisle Blackburn	39	3	15	2
1946	Ben Bendrick	30	5	0	0
1945	Don Kindt	36	6	0	0
1944	Jack Mead	30	5	0	0
1943	Don Kindt	24	4	0	0
1942	Pat Harder	48	5	12	2
1941	Pat Harder	72	10	9	1
1940	George Paskvan	30	5	0	0
1939	Fred Gage	15	2	3	0
1938	Howard Weiss	30	5	0	0
1937	Howard Weiss	20	3	2	0

Big Ten scoring champions in boldface.

Game Records

Points

1. 30 Billy Marek vs. Minnesota, 11/29/74
2. 24 Billy Marek vs. Iowa, 11/10/73
- 24 Billy Marek vs. Iowa, 11/9/74
- 24 Jess Cole vs. Minnesota, 11/22/80

Field Goals Attempted

1. 6 Jim Bakken vs. Minnesota, 11/25/61
- 6 Steve Veith vs. Northwestern, 10/1/77
3. 5 Jim Bakken vs. Utah, 9/23/61
- 5 James Johnson vs. Indiana, 11/2/68
- 5 Todd Gregoire vs. Ohio State, 10/27/84
- 5 Robb Mehring vs. Minnesota, 11/12/88

Field Goals Made


1. 4 Vince Lamia vs. Minnesota, 11/20/76
- 4 Todd Gregoire vs. Kentucky, 12/29/84
- 4 Rich Thompson vs. Bowling Green St., 9/19/92
- 4 Rich Thompson vs. Purdue, 10/17/92
5. 3 five times (MR: Todd Gregoire vs. Ind., 11/2/85)

Extra Points Attempted

1. 9 Rick Schnetzky vs. Indiana, 9/24/94
2. 8 Vince Lamia vs. Missouri, 10/5/74
- 8 Kevin Rohde vs. Minnesota, 10/15/83
- 8 Rick Schnetzky vs. E. Michigan, 9/10/94

Extra Points Made

1. 8 Vince Lamia vs. Missouri, 10/5/74
- 8 Kevin Rohde vs. Minnesota, 10/15/83
- 8 Rick Schnetzky vs. E. Michigan, 9/10/94
- 8 Rick Schnetzky vs. Indiana, 9/24/94



Todd Gregoire is tied for the top spot in career scoring at the UW.

Season Records

Points

1. 114 Billy Marek, 1974
2. 96 Brent Moss, 1993
3. 84 Billy Marek, 1973
- 84 Todd Gregoire, 1984
5. 82 Rich Thompson, 1992
6. 80 Rufus Ferguson, 1971
- 80 Billy Marek, 1975
- 80 Terrell Fletcher, 1994
9. 72 Vince Lamia, 1976
- 72 Louis Holland, 1962

Field Goals Attempted

1. 32 Rich Thompson, 1992
2. 26 Todd Gregoire, 1984
3. 22 Todd Gregoire, 1985
4. 21 Vince Lamia, 1976
5. 20 Todd Gregoire, 1987

Field Goals Made

1. 22 Rich Thompson, 1992
2. 20 Todd Gregoire, 1984
3. 16 Todd Gregoire, 1985
- 16 Todd Gregoire, 1987
5. 13 Vince Lamia, 1976
- 13 Todd Gregoire, 1986

Field Goal Pct. (min. 15 att.)

1. 80.0 Todd Gregoire, 1987
2. 76.9 Todd Gregoire, 1984
3. 76.5 Todd Gregoire, 1986
4. 72.7 Todd Gregoire, 1985
5. 68.8 Rich Thompson, 1992

Extra Points Attempted

1. 48 Kevin Rohde, 1983
2. 45 Rick Schnetzky, 1994
3. 41 Vince Lamia, 1974
4. 34 Vince Lamia, 1976
5. 32 Gary Kroner, 1962
- 32 Mark Doran, 1981

Extra Points Made

1. 45 Kevin Rohde, 1983
2. 41 Rick Schnetzky, 1994
3. 40 Vince Lamia, 1974
4. 33 Vince Lamia, 1976
5. 32 Gary Kroner, 1962
- 32 Mark Doran, 1981

Extra Point Pct. (min. 25 att.)

1. 100.0 Gary Kroner, 1962
- 100.0 Mark Doran, 1981
- 100.0 Roger Jaeger, 1971
4. 97.6 Vince Lamia, 1974
5. 97.1 Vince Lamia, 1976

Career Records

Points

1. 278 Billy Marek, 1972-75
- 278 Todd Gregoire, 1984-87
3. 207 Rich Thompson, 1988-92
4. 204 Brent Moss, 1991-94
5. 180 Vince Lamia, 1973-76
6. 176 Terrell Fletcher, 1991-94
7. 158 Rufus Ferguson, 1970-72
8. 150 Alan Ameche, 1951-54
9. 138 Louis Holland, 1961-63
10. 136 Alan Thompson, 1969-71

Field Goals Attempted

1. 85 Todd Gregoire, 1984-87
2. 81 Rich Thompson, 1988-92
3. 39 Vince Lamia, 1973-76
4. 35 Steve Veith, 1977-79
5. 32 Roger Jaeger, 1969-71

Field Goals Made

1. 65 Todd Gregoire, 1984-87
2. 51 Rich Thompson, 1988-92
3. 25 Vince Lamia, 1973-76
4. 16 Steve Veith, 1977-79
5. 15 Roger Jaeger, 1969-71

Field Goal Pct. (min. 30 att.)

1. 76.5 Todd Gregoire, 1984-87
2. 64.1 Vince Lamia, 1973-76
3. 63.0 Rich Thompson, 1988-92
4. 46.9 Roger Jaeger, 1969-71
5. 45.7 Steve Veith, 1977-79

Extra Points Attempted

1. 110 Vince Lamia, 1973-76
2. 96 Lisle Blackburn, 1946-49
3. 86 Todd Gregoire, 1984-87
4. 72 Paul Shwaiko, 1954-55, 58
5. 66 Roger Jaeger, 1969-71

Extra Points Made

1. 105 Vince Lamia, 1973-76
2. 83 Todd Gregoire, 1984-87
3. 66 Lisle Blackburn, 1946-49
4. 61 by three players

Extra Point Pct. (min. 50 att.)

1. 96.5 Todd Gregoire, 1984-87
2. 95.5 Vince Lamia, 1973-76
3. 95.3 Kevin Rohde, 1982-83
4. 93.5 Rick Schnetzky, 1993-94
5. 92.9 Mark Doran, 1980-82

Defensive Records

Tackles

Game: 28

Dave Crossen vs. Purdue, 1977

By a linebacker: 28 by Dave

Crossen vs. Purdue, 1977

By a defensive back: 23 by Scott

Nelson vs. Iowa, 1990

Season: 181

Dave Lokanc, 1972

By a senior: 181 by Dave Lokanc, 1972

By a junior: 174 by Dave

Crossen, 1977

By a sophomore: 144 by Reggie

Holt, 1991

By a freshman: 105 by Mike

Thompson, 1991

Career: 447

Gary Casper, 1989-92

By a linebacker: 447 by Gary

Casper, 1989-92

By a lineman: 444 by Tim

Krumrie, 1979-82

By a defensive back: 359 by Greg

Thomas, 1987-90

Tackles for loss

Game: 6

Darryl Sims vs. Northwestern, 1982

Tim Jordan vs. Northwestern, 1985

Season: 24

Darryl Sims, 1982

Don Davey, 1990

Career: 57

Mike Thompson, 1990-94

QB sacks

Game: 6

Tim Jordan vs. Northwestern, 1985

Season: 11

Darryl Sims, 1982

Tim Jordan, 1985

Career: 28

Mike Thompson, 1990-94

Passes broken up

Game: 4

Neovia Greyer vs. Indiana, 1970

Steve Wagner vs. Purdue, 1974

Steve Wagner vs. Indiana, 1974

Ken Dixon vs. N. Dakota, 1976

Matt VandenBoom vs. Tenn., 1981

Season: 13

Troy Vincent, 1991

Career: 31

Troy Vincent, 1988-91

Fumbles recovered

Game: 3

Michael Reid vs. Ohio State, 1985

Season: 5

Ed Bosold, 1972

Career: 7

Dan Batsch, 1987-90

Blocked kicks

Game: 3

Richard Johnson vs. Missouri, 1984

Season: 6

Richard Johnson, 1984

Career: 8

Richard Johnson, 1982-84

Game Records

Solo Tackles

- 18 Dave Crossen vs. Oregon, 9/30/78
- 16 Ken Criter vs. Indiana, 11/4/67
- 16 Dave Lokanc vs. Indiana, 11/4/67
- 16 Ken Criter vs. Ohio State, 11/9/68
- 15 four times (MR: Eric Unverzagt vs. Michigan St., 10/1/94)

Total Tackles

- 28 Dave Crossen vs. Purdue, 11/5/77
- 27 Ken Criter vs. Ohio State, 11/9/68
- 27 Dave Lokanc vs. Ohio State, 10/28/72
- 25 Mark Zakula vs. Northwestern, 11/17/73
- 24 Dave Lokanc vs. Indiana, 10/9/71
- 24 Dave Crossen vs. Iowa, 1/12/77
- 24 David Wings vs. Iowa, 10/10/87
- 23 Dave Lokanc vs. Northwestern, 10/2/71
- 23 Richard Jakious vs. Northwestern, 11/17/73
- 23 Dennis Stejskal vs. Purdue, 10/11/75
- 23 Dave Crossen vs. Indiana, 11/13/76
- 23 Dave Crossen vs. Oregon, 9/30/78
- 23 Larry Spurlin vs. Indiana, 10/6/79
- 23 Scott Nelson vs. Iowa, 10/13/90
- 22 Michael Reid vs. Michigan, 10/4/86
- 22 Gary Casper vs. Illinois, 10/27/90
- 22 Gary Casper vs. Indiana, 10/26/91
- 21 by four players

Tackles for Loss

- 6 Darryl Sims vs. Northwestern, 10/30/82
- 6 Tim Jordan vs. Northwestern, 10/19/85
- 5 Mike Thompson vs. Northwestern, 10/9/93

Tackle for Loss Yardage

- 43 Darryl Sims vs. Northwestern, 10/30/82
- 41 John Tietz vs. Michigan, 11/18/67
- 38 Mike Thompson vs. Northwestern, 10/9/93
- 33 Tim Jordan vs. Northwestern, 10/19/85
- 29 Chad Yocum vs. Ohio State, 10/3/92

Quarterback Sacks

- 6 Tim Jordan vs. Northwestern, 10/19/85
- 5 Mike Thompson vs. Northwestern, 10/9/93

Quarterback Sack Yardage

1. 38 Mike Thompson vs. Northwestern, 10/9/93
2. 33 Tim Jordan vs. Northwestern, 10/19/85
3. 29 Chad Yocum vs. Ohio State, 10/3/92

Passes Defended

1. 4 Neovia Greyer vs. Indiana, 10/24/70
- 4 Steve Wagner vs. Purdue, 9/14/74
- 4 Steve Wagner vs. Indiana, 10/26/74
- 4 Ken Dixon vs. North Dakota, 9/18/76
- 4 Matt VandenBoom vs. Tennessee, 12/13/81

Fumbles Recovered

1. 3 Michael Reid vs. Ohio State, 11/16/85
2. 2 12 times (MR: Scott Nelson vs. Indiana, 9/25/93)

Blocked Kicks

1. 3 Richard Johnson vs. Missouri, 9/15/84
2. 2 Nate Odomes vs. Indiana, 11/2/85

Tackle Leaders (based on total tackles)

Year	Player	Solo	Asst.	Tot.	Avg.
1994	Pete Monty	71	60	131	10.9
1993	Yusef Burgess	63	37	100	8.3
1992	Aaron Norvell	79	69	148	13.5
1991	Reggie Holt	77	67	144	13.1
1990	Gary Casper	75	65	140	12.7
1989	Brendan Lynch	51	42	93	8.5
1988	David Wings	62	53	115	10.5
1987	David Wings	46	88	134	12.2
1986	Michael Reid	102	54	156	13.0
1985	Craig Raddatz	84	32	116	10.5
1984	Jim Melka	61	66	127	10.6
1983	Jim Melka	64	47	111	10.1
1982	Jim Melka	68	62	130	10.8
1981	Tim Krumrie	82	53	135	11.3
1980	Tim Krumrie	72	33	105	9.5
1979	Larry Spurlin	57	61	118	10.7
1978	Dave Crossen	74	59	133	12.1
1977	Dave Crossen	85	90	175	15.9
1976	Tim Halleran	54	50	104	9.5
1975	Dennis Stejskal	60	51	111	10.1
1974	Rick Jakious	61	43	104	9.5
1973	Rick Jakious	74	64	138	12.5
1972	Dave Lokanc	101	80	181	16.5
1971	Dave Lokanc	79	83	162	14.7
1970	Chuck Winfrey	70	70	140	14.0
1969	Bill Gregory	56	64	120	12.0
1968	Ken Criter	81	52	133	13.3
1967	Ken Criter	85	84	169	16.9
1966	Bob Richter	62	68	130	13.0

Tackles for Loss Leaders (based upon number)

Year	Player	No.	Yds.
1994	Mike Thompson	14	66
1993	Mike Thompson	13	89
1992	Mike Thompson	17	73
	Gary Casper	17	60
1991	Mike Thompson	13	53
1990	Don Davey	24	117
1989	Don Davey	8	49
1988	Don Davey	8	49
	Malvin Hunter	8	28
1987	Don Davey	9	47
1986	Tim Jordan	9	52
1985	Tim Jordan	12	68
1984	Tim Jordan	12	78
1983	Scott Bergold	9	42
1982	Darryl Sims	24	103
1981	Darryl Sims	8	30
1980	Dave Ahrens	18	77
1979	Tom Schremp	7	40
	Dave Ahrens	7	38
1978	Dave Ahrens	9	66
1977	Dave Ahrens	9	31
	Dennis Stejskal	9	31
1976	Dennis Stejskal	11	31
1975	Pat Collins	4	16
1974	Mike Jenkins	8	26
	Steve Wagner	8	19
1973	Mike Vesperman	10	43
1972	Chris Davis	6	27
	Mark Zakula	6	15
1971	Ed Albright	13	77
1970	Gary Buss	10	46
1969	Gary Buss	10	58
1968	Jim DeLisle	12	64
1967	John Tietz	14	86
1966	Wayne Kostka	7	53

QB Sack Leaders (based upon number)

Year	Player	No.	Yds.
1994	Tarek Saleh	7	46
1993	Mike Thompson	10	83
1992	Mike Thompson	9	60
1991	four players with	3	
1990	Don Davey	7	68
1989	Don Davey	5	42
	Tim Knoeck	5	35
1988	Don Davey	4	29
1987	Don Davey	5	35
	Chad VandeZande	5	27
1986	Tim Jordan	8	50
1985	Tim Jordan	11	67
1984	Tim Jordan	8	63
	Rick Graf	8	58
1983	Mike Herrington	5	32
1982	Darryl Sims	11	84
1981	Tim Krumrie	5	29

Season Records

Solo Tackles

1.	102	Michael Reid, 1986
2.	101	Dave Lokanc, 1972
3.	94	Gary Casper, 1992
4.	85	Ken Criter, 1967
	85	Dave Crossen, 1977

Total Tackles

1.	181	Dave Lokanc, 1972
2.	175	Dave Crossen, 1977
3.	169	Ken Criter, 1967
4.	162	Dave Lokanc, 1971
5.	156	Michael Reid, 1986
6.	148	Aaron Norvell, 1992
7.	144	Reggie Holt, 1991
8.	142	Gary Casper, 1992
9.	140	Carl Winfrey, 1970
	140	Gary Casper, 1990
11.	138	Rick Jakious, 1973
12.	135	Tim Krumrie, 1981
13.	134	David Wings, 1987
14.	133	Ken Criter, 1968
	133	Dave Crossen, 1978
16.	131	Tom Domres, 1967
	131	Brendan Lynch, 1991
	131	Pete Monty, 1994
19.	130	Jim Melka, 1982
20.	129	Gary Casper, 1991

Tackles for Loss

1.	24	Don Davey, 1990
	24	Darryl Sims, 1982
3.	18	Dave Ahrens, 1980
4.	17	Gary Casper, 1992
	17	Mike Thompson, 1992
6.	14	John Tietz, 1967
	14	Lamark Shackerford, 1992
	14	Mike Thompson, 1994
9.	13	by five players

Tackle for Loss Yardage

1.	117	Don Davey, 1990
2.	103	Darryl Sims, 1982
3.	89	Mike Thompson, 1993
4.	86	John Tietz, 1967
5.	78	Tim Jordan, 1984
6.	77	Dave Ahrens, 1980
7.	73	Mike Thompson, 1992
8.	68	Tim Jordan, 1985
9.	66	Dave Ahrens, 1978
	66	Mike Thompson, 1994

Quarterback Sacks

1.	11	Tim Jordan, 1985
	11	Darryl Sims, 1982
3.	10	Mike Thompson, 1993
4.	9	Mike Thompson, 1992
5.	8	by three players

Quarterback Sack Yardage

1.	84	Darryl Sims, 1982
2.	83	Mike Thompson, 1993
3.	68	Don Davey, 1990
4.	67	Tim Jordan, 1985
5.	63	Tim Jordan, 1984

Passes Defended

1.	13	Troy Vincent, 1991
2.	12	Ken Dixon, 1976
3.	11	Steve Wagner, 1974
4.	10	by four players

Fumbles Recovered

1.	5	Ed Bosold, 1972
2.	4	Jim DeLisle, 1968
	4	Nate Butler, 1970
	4	Scott Erdmann, 1977

Blocked Kicks

1.	6	Richard Johnson, 1984
2.	3	Kenny Gales, 1993
3.	2	by four players

Career Records

Solo Tackles

1.	276	Tim Krumrie, 1979-82
2.	261	Gary Casper, 1989-92
3.	222	Dave Crossen, 1975-78
4.	218	Dave Lokanc, 1970-72
5.	211	Jim Melka, 1981-84

Total Tackles

1.	447	Gary Casper, 1989-92
2.	444	Tim Krumrie, 1979-82
3.	427	Dave Lokanc, 1970-72
	427	Dave Crossen, 1975-78
5.	409	Jim Melka, 1981-84
6.	364	Ken Criter, 1966-68
7.	359	Greg Thomas, 1987-90
8.	344	Reggie Holt, 1990-93
9.	340	Brendan Lynch, 1988-91
10.	323	Scott Nelson, 1990-93
11.	317	Michael Reid, 1983-86
12.	316	Mike Thompson, 1991-94
13.	307	Malvin Hunter, 1987-90

14.	283	Dennis Stejskal, 1975-77
15.	280	Dave Ahrens, 1977-80
16.	278	David Wings, 1985-88
17.	267	Don Davey, 1987-90
18.	266	Chuck Winfrey, 1968-70
19.	262	Craig Raddatz, 1983-86
20.	260	Dave Levenick, 1977-78, 80-81

Tackles for Loss

1.	57	Mike Thompson, 1991-94
2.	49	Don Davey, 1987-90
3.	43	Dave Ahrens, 1977-80
4.	40	Darryl Sims, 1980-82, 84
5.	34	Gary Casper, 1989-92

Tackle for Loss Yardage

1.	281	Mike Thompson, 1991-94
2.	247	Don Davey, 1987-90
3.	212	Dave Ahrens, 1977-80
4.	198	Tim Jordan, 1983-86
5.	189	Darryl Sims, 1980-82, 84

Quarterback Sacks

1.	28	Mike Thompson, 1991-94
2.	27	Tim Jordan, 1983-86
3.	22	Darryl Sims, 1980-82, 84
4.	21	Don Davey, 1987-90
5.	12	Gary Casper, 1989-92
	12	Rick Graf, 1983-86

Quarterback Sack Yardage

1.	215	Mike Thompson, 1991-94
2.	180	Tim Jordan, 1983-86
3.	174	Don Davey, 1987-90
4.	149	Darryl Sims, 1980-82, 84
5.	90	Rick Graf, 1983-86

Passes Defended

1.	31	Troy Vincent, 1988-91
2.	26	Jeff Messenger, 1991-94
3.	22	Steve Wagner, 1973-75
4.	18	LaMarr White, 1987-90
5.	17	Scott Nelson, 1990-93

Fumbles Recovered

1.	7	Dan Batsch, 1987-90
	7	Scott Nelson, 1990-93
3.	6	Dave Ahrens, 1977-80
	6	Rick Graf, 1983-86
5.	5	by seven players

Blocked Kicks

1.	8	Richard Johnson, 1982-84
2.	5	Kenny Gales, 1993-94
3.	2	Bob Taylor, 1982, 84-86
	2	Nate Odomes, 1984-86

Stadium Records

Individual Records

Rushing Attempts

52, Anthony Thompson (Ind.), 1989
43, *Billy Marek vs. Minnesota, 1974*

Yards Rushing

377, Anthony Thompson (Ind.), 1989
304, *Billy Marek vs. Minnesota, 1974*

TDs rushing

5, *Billy Marek vs. Minnesota, 1974*

Long Run

91, Tom Brigham vs. W. Mich., 1963

Pass Attempts

54, Randy Wright vs. Iowa, 1983

Pass Completions

37, Tony Eason (Illinois), 1982
25, *Mike Carroll vs. Michigan, 1976*
25, *Randy Wright vs. Iowa, 1983*

Yards Passing

479, Tony Eason (Illinois), 1982
325, *Randy Wright vs. Iowa, 1983*

TDs Passing

5, Darrell Bevell vs. Nevada, 1993

Long Pass

89, Tony Lowery vs. E. Michigan, 1991

Receptions

11, Louis Jung vs. Colorado, 1965

Yards Receiving

170, Pat Richter vs. Illinois, 1961

TDs Receiving

3, Dave Howard vs. Iowa, 1955
3, Pat Richter vs. Illinois, 1961

Long Reception

89, Lee DeRamus vs. E. Mich., 1991

Points

30, *Billy Marek vs. Minnesota, 1974*

Field goals

5, Mike Bass (Illinois), 1982
4, *Vince Lamia vs. Minnesota, 1976*
4, *Todd Gregoire vs. Ohio State, 1987*
4, *Rich Thompson vs. BGSU, 1992*
4, *Rich Thompson vs. Purdue, 1992*

Long Field Goal

54, Todd Gregoire vs. Ball State, 1987

Long Interception Return

100, John Hardy (California), 1990
98, *Billy Lowe vs. Purdue, 1954*

Long Punt Return

90, Troy Vincent vs. W. Illinois, 1991

Long Kickoff Return

100, Ira Matthews vs. Iowa, 1976

Long Punt

82, David Greenwood vs. Air Force, 1979

Wisconsin best in italics if not the record.

Team Records

Rushing Attempts

72 vs. Indiana, 1969
72 vs. Illinois, 1969

Yards Rushing

548 vs. Wyoming, 1963
Pre-modern: 563 vs. Lawrence, 1920

TDs Rushing

7 vs. Missouri, 1974
7 vs. Northwestern, 1981
7 by Michigan, 1989
7 vs. Northwestern, 1993
7 vs. Eastern Michigan, 1994

Passing Attempts

54 vs. Iowa, 1983

Completions

37 by Illinois, 1982

Yards Passing

479 by Illinois, 1982
325 vs. Iowa, 1983

TDs Passing

5 vs. Nevada, 1993

Points

62 vs. New Mexico State, 1962
62 vs. Indiana, 1994

Plays

97 vs. Iowa, 1969
97 vs. Illinois, 1969

Yards Total Offense

632 vs. Indiana, 1994

Pre-modern Records

The National Collegiate Athletic Association recognizes official football statistics and records beginning with the 1946 season. The NCAA does not recognize marks set prior to the "modern era." Many great performances were turned in by Badgers prior to that season.

Following are some of the individual efforts by Wisconsin players, prior to the 1946 season, which would rank on the school's all-time lists.

Game

Rushing Attempts

37, Jerry Thompson vs. Iowa, 1944

TDs Rushing

4, Rowdy Elliott vs. Lawrence, 1920

TDs Receiving

3, Dave Schreiner vs. Marquette, 1942

Points

27, Rowdy Elliott vs. Lawrence, 1920

Field Goals Made

4, Pat O'Dea vs. Beloit, 1899

PAT Attempts

11, Eber Simpson vs. Lawrence, 1915

8, Eber Simpson vs. Marquette, 1915

PATs

10, Eber Simpson vs. Lawrence, 1915

8, Eber Simpson vs. Marquette, 1915

Punting Average

50.0, Frank Bellows vs. Chicago, 1914

Interception Yards

110, Jack Wink vs. Great Lakes, 1942

105, Coots Cunningham vs. Purdue, 1907



Hall of Famer Dave Schreiner is honored at halftime of a Wisconsin game.

Season

Field Goals Made

14 by Pat O'Dea, 1899

Interceptions

6 by Elroy Hirsch, 1942

Interception Return Yards

175 by Jack Wink, 1942


Career

Field Goals Made

32, Pat O'Dea, 1897-99

Interception Return Yards

196, Jack Wink, 1942, 46-47




Jerry Thompson

Badger Miscellany

HOMECOMING RECORDS VS. OPPONENTS

Chicago	4-2-1643
Illinois	6-4600
Indiana	7-2778
Iowa	7-4636
Michigan	0-2000
Michigan St.	0-4000
Minnesota	2-6-2300
Northwestern	8-7533
Ohio State	1-4250
Pennsylvania	1-0	1.000
Purdue	4-4-2500
San Diego St.	1-0	1.000
Toledo	1-0	1.000
W. Michigan	1-0	1.000
Totals	43-39-5529



Barry Alvarez' clubs have posted a sparkling 10-3-1 mark on television the last two seasons.

Television Record (27-31-3)

10/6/51	Illinois	L	10-14
10/27/51	N'western	W	41-0
1/1/53	USC	L	0-7
10/9/54	Rice	W	13-7
10/8/55	Purdue	W	9-0
11/12/55	Illinois	L	14-17
10/18/58	Iowa	L	6-9
11/1/58	Michigan St.	W	9-7
11/14/59	Illinois	L	6-9
11/21/59	Minnesota	W	11-7
1/1/60	Washington	L	8-44
10/15/60	Iowa	L	21-28
11/19/60	Minnesota	L	7-26
10/28/61	Ohio St.	L	21-30
11/18/61	Illinois	W	55-7
10/27/62	Ohio St.	L	7-14
11/10/62	N'western	W	37-6
1/1/63	USC	L	35-42
11/9/63	N'western	W	17-14
9/19/64	Kansas St.	W	17-7
10/15/66	N'western	T	3-3
11/11/67	Ohio St.	L	15-17
11/2/68	Indiana	L	20-21
11/16/68	Michigan	L	9-34
10/23/71	Ohio St.	L	6-31
9/21/74	Nebraska	W	21-20
10/5/74	Missouri	W	59-20
10/3/81	Purdue	W	20-14
11/14/81	Iowa	L	7-17
12/13/81	Tennessee	L	21-28
10/23/82	Illinois	L	28-29
11/11/82	Kansas St.	W	14-3
10/1/83	N'western	W	49-0

9/15/84	Missouri	W	35-34
10/6/84	Illinois	L	6-22
10/27/84	Ohio St.	W	16-14
11/3/84	Iowa	T	10-10
12/29/84	Kentucky	L	19-20
10/4/86	Michigan	L	17-34
11/15/86	Ohio St.	L	17-30
9/19/87	Utah	L	28-31
10/15/88	Illinois	L	6-34
9/19/89	Miami, Fla.	L	3-51
9/8/90	California	L	12-28
10/3/92	Ohio St.	W	20-16
10/24/92	Indiana	L	3-10
11/7/92	Michigan St.	L	10-26
9/25/93	Indiana	W	27-15
10/16/93	Purdue	W	42-28
10/30/93	Michigan	W	13-10
11/6/93	Ohio St.	T	14-14
11/20/93	Illinois	W	35-10
12/4/93	Michigan St.	W	41-20
1/1/94	UCLA	W	21-16
9/17/94	Colorado	L	17-55
9/24/94	Indiana	W	62-13
10/1/94	Michigan St.	L	10-29
10/29/94	Michigan	W	31-19
11/5/94	Ohio St.	L	3-24
11/19/94	Illinois	W	19-13
1/2/95	Duke	W	34-20

Coaches' TV Records

Coach	Record	Pct.
John Jardine	2-1	.667
Barry Alvarez	11-6-1	.639
Ivy Williamson	3-3	.500
Dave McClain	5-5-1	.500
Milt Bruhn	6-8-1	.433
Jim Hilles	0-2	.000
John Coatta	0-3	.000
Don Morton	0-3	.000
Totals	27-31-3	.467

Vs. Ranked Foes (since '84)

Year	Opp. (AP Rank)	Result
1984	at Michigan (16)	L 14-20
	Ohio State (6)	W 16-14
	at Iowa (17)	T 10-10
1985	at Michigan (7)	L 6-33
	Iowa (1)	L 13-23
	at Ohio State (3)	W 12-7
1986	Michigan (4)	L 17-34
	at Iowa (10)	L 6-17
	Ohio State (9)	L 17-30
1987	at Michigan (12)	L 0-49
	Michigan State (11)	L 9-30
1988	at Miami (1)	L 3-23
1989	Miami (3)	L 3-51
	at Michigan (5)	L 0-24
	at Illinois (8)	L 9-32
	at Ohio State (22)	L 22-42
1990	Michigan (3)	L 3-41
	at Iowa (25)	L 10-30
	Illinois (5)	L 3-21
	Ohio State (18)	L 10-35
	at Michigan St. (24)	L 9-14
1991	at Ohio State (14)	L 16-31
1992	at Washington (2)	L 10-27
	Ohio State (12)	W 20-16
1993	Michigan (24)	W 13-10
	Ohio State (3)	T 14-14
	UCLA (13)	W 21-16
1994	at Colorado (7)	L 17-55
	Indiana (21)	W 62-13
	at Michigan (10)	W 31-19
	Duke (25)	W 34-20



Phil King has the top winning percentage (.851) in UW history.

Career Coaching Records

Coach	W-L-T	Pct.
Alvin Kletsch, 1889	0-2-0	.000
Ted Mestre, 1890	1-3-0	.250
Herb Alward, 1891	3-1-1	.700
Frank Crawford, 1892	4-3-0	.571
Parke Davis, 1893	4-2-0	.667
H.O. Stickney, 1894-95	10-4-1	.710
Phil King, 1896-02,05	65-11-1	.851
Art Curtis, 1903-04	11-6-1	.639
C.P. Hutchins, 1906-07	8-1-1	.850
J.A. Barry, 1908-10	9-4-3	.656
J.R. Richards, 1911, 17, 19-22	29-9-4	.738
William Juneau, 1912-15	18-8-2	.679
Paul Withington, 1916	4-2-1	.643
Guy Lowman, 1918	3-3-0	.500
Jack Ryan, 1923-24	5-6-4	.467
George Little, 1925-26	11-3-2	.750
G. Thistlethwaite, 1927-31	26-16-3	.611
Clarence Spears, 1932-35	13-17-2	.438
Harry Stuhldreher, 1936-48	45-62-6	.425
Ivy Williamson, 1949-55	41-19-4	.672
Milt Bruhn, 1956-66	52-45-6	.534
John Coatta, 1967-69	3-26-1	.117
John Jardine, 1970-77	37-47-3	.443
Dave McClain, 1978-85	46-42-3	.522
Jim Hilles, 1986	3-9-0	.250
Don Morton, 1987-89	6-27-0	.182
Barry Alvarez, 1990-94	28-27-2	.509

Night Games (5-18)

Year	Opponent	Result
1896	Carlisle Indians[1]	L 8-18
1953	at UCLA	L 0-13
	at USC	L 21-33
1958	at Miami	W 20-0
1966	at USC	L 3-38
1968	at Arizona State	L 7-55
1972	at LSU	L 7-27
1977	at Oregon	W 22-10
1979	at San Diego St.	L 17-24
1982	Kansas St.[2]	W 14-3
1983	at Minnesota	W 56-17
1984	Kentucky[3]	L 19-20
1985	at Minnesota	L 18-27
1986	at Hawaii	L 17-20
	at UNLV	L 7-17
	Michigan	L 17-34
1987	at Minnesota	L 19-22
1988	at Miami	L 3-23
1989	at Minnesota	L 22-24
1991	at Minnesota	L 19-26
1993	at SMU	W 24-16
	at Minnesota	L 21-28
1994	at Colorado	L 17-55

- [1] — Chicago Coliseum
- [2] — Shreveport, LA
- [3] — Birmingham, AL



Dave McClain's teams posted seven-win seasons four years in a row and earned trips to the Garden State, Independence and Hall of Fame bowls during his tenure.


Rushing Tandems

QUITE A PAIR

Wisconsin's tailback tandem of Terrell Fletcher and Brent Moss was one of the most effective in college football history the last two years.

The duo combined for 2,633 yards as juniors (eighth most in NCAA history) and 2,309 yards as seniors (30th). Fletcher and Moss gained the second-most yardage in NCAA history by the same backfield in consecutive years. SMU's Eric Dickerson and Craig James gained 5,130 yards in the 1981-82 seasons.

School	Top rusher	No. 2 rusher	Total
Okla. State ('88)	Barry Sanders (2,628)	Gerald Hudson (369)	2,997
USC ('78)	Charles White (1,859)	Lynn Cain (977)	2,836
Oklahoma ('71)	Greg Pruitt (1,665)	Jack Mildren (1,140)	2,805
USC ('81)	Marcus Allen (2,427)	Todd Spencer (377)	2,804
Fullerton ('78)	Obie Graves (1,789)	Mike Martin (948)	2,737
USC ('79)	Charles White (2,050)	Marcus Allen (649)	2,699
Nebraska ('83)	Mike Rozier (2,148)	Turner Gill (531)	2,679
Wisconsin ('93)	Brent Moss (1,637)	Terrell Fletcher (996)	2,633
SMU ('81)	Eric Dickerson (1,428)	Craig James (1,147)	2,575
Tulsa ('82)	Michael Gunter (1,464)	Ken Lacy (1,097)	2,561
SMU ('82)	Eric Dickerson (1,617)	Craig James (938)	2,555
Oklahoma ('78)	Billy Sims (1,762)	Kenny King (779)	2,541
Ohio State ('74)	Archie Griffin (1,695)	Cornelius Greene (842)	2,537
Ohio State ('75)	Archie Griffin (1,450)	Pete Johnson (1,059)	2,509
Mich. State ('90)	Tico Duckett (1,376)	Hyland Hickson (1,128)	2,504
Auburn ('85)	Bo Jackson (1,786)	Brent Fullwood (684)	2,470
Texas Christian ('84)	Kenneth Davis (1,611)	Tony Jeffery (840)	2,451
Houston ('71)	Robert Newhouse (1,757)	Tommy Mozisek (692)	2,449
Ohio State ('84)	Keith Byars (1,764)	John Wooldridge (637)	2,401
Ohio State ('73)	Archie Griffin (1,577)	Cornelius Greene (823)	2,400
UTEP ('48)	Fred Wendt (1,570)	Pug Gabrel (820)	2,390
USC ('75)	Ricky Bell (1,957)	Mosi Tatupu (425)	2,382
S. Carolina ('80)	George Rogers (1,894)	Johnnie Wright (481)	2,375
Texas A&M ('90)	Darren Lewis (1,691)	Bucky Richardson (670)	2,361
Air Force ('89)	Dee Dowis (1,286)	Rodney Lewis (1,063)	2,349
Michigan ('75)	Gordon Bell (1,335)	Rob Lytle (1,008)	2,343
Pitt ('76)	Tony Dorsett (1,948)	Elliot Walker (389)	2,337
Auburn ('79)	James Brooks (1,208)	Joe Cribbs (1,120)	2,328
Arizona St. ('73)	Woody Green (1,182)	Ben Malone (1,129)	2,311
Wisconsin ('94)	Terrell Fletcher (1,476)	Brent Moss (833)	2,309
Washington St. ('88)	Steve Broussard (1,280)	Rich Swinton (1,018)	2,298



Terrell Fletcher is the Badgers' career all-purpose yardage leader.



Brent Moss set Wisconsin records for yards rushing in a season and consecutive 100-yard games.

NCAA Stat Leaders

Four Badgers have led the nation in statistical categories according to the NCAA. Wisconsin's team has also topped college football in a statistical category on four occasions. Listed below are the Badgers' national leaders. All rankings and per-game averages include regular-season games only.

Individual Leaders

Scoring

1974 Billy Marek 12.7

Kickoff Returns

1976 Ira Matthews 29.6

Punt Returns

1978 Ira Matthews 16.9

Field Goals

1959 Karl Holzwarth 0.8

Team Leaders

Total Defense

1951 Wisconsin 154.8

Scoring Defense


1951 Wisconsin 5.9

Passing Offense


1961 Wisconsin 188.4

Scoring Offense

1962 Wisconsin 31.7



Karl Holzwarth booted 7-8 field goals in 1959, the first year that the NCAA recognized a national leader.



Quarterback Darrell Bevell set a school record with a 155.2 pass efficiency rating in 1993. He ranked third nationally.

Special Seasons

Conference championships

1896	Big Ten Conference
1897	Big Ten Conference
1901	Big Ten Conference (tie)
1906	Big Ten Conference (tie)
1912	Big Ten Conference
1952	Big Ten Conference
1959	Big Ten Conference
1962	Big Ten Conference
1993	Big Ten Conference (tie)

Undefeated teams

Year	Record	Coach
1901	9-0-0	Phil King
1906	5-0-0	C.P. Hutchins
1912	7-0-0	William Juneau

10-win season

Year	Record	Coach
1993	10-1-1	Barry Alvarez

Nine-win seasons

Year	Record	Coach
1897	9-1-0	Phil King
1898	9-1-0	Phil King
1899	9-2-0	Phil King
1901	9-0-0	Phil King

Eight-win seasons

Year	Record	Coach
1900	8-1-0	Phil King
1905	8-2-0	Phil King
1942	8-1-1	Harry Stuhldreher
1962	8-2-0	Milt Bruhn

Longest winning streaks

17	1900-02 (ended by Michigan)
9	1912-13 (ended by Purdue)

Longest home winning streak

25	1900-03 (ended by Chicago)
----	----------------------------

Attendance Marks

Largest Camp Randall Stadium Crowds

Attend.	Opponent	Year	Result
80,024	Michigan	1978	L..... 0-42
79,940	Ohio State	1978	L..... 14-49
79,579	Ohio State	1976	L..... 20-30
79,521	Iowa	1976	W.... 38-21
79,253	Ohio State	1980	L..... 0-21
79,203	Michigan State	1970	L..... 7-9
79,111	Purdue	1976	L..... 16-18
79,026	Iowa	1979	L..... 13-24
79,023	Iowa	1985	L..... 13-23
79,022	Michigan	1975	L..... 6-23
78,986	Purdue	1978	T..... 24-24
78,973	Ohio State	1981	W.... 24-21
78,911	Michigan	1974	L..... 20-24
78,902	Northwestern	1975	W.... 17-14
78,883	UCLA	1979	L..... 12-37
78,868	Illinois	1975	W..... 18-9
78,848	Michigan State	1974	L..... 21-28
78,770	Minnesota	1984	L..... 14-17
78,731	Iowa	1981	L..... 7-17
78,723	Iowa	1972	W.... 16-14

Largest Road Crowds

Attend.	Opponent	Year	Site
106,209	Michigan	1994	Ann Arbor, Mich.
105,491	Michigan	1985	Ann Arbor, Mich.
104,952	Michigan	1979	Ann Arbor, Mich.
104,932	Michigan	1982	Ann Arbor, Mich.
104,892	Michigan	1977	Ann Arbor, Mich.
104,410	Michigan	1987	Ann Arbor, Mich.
104,239	Michigan	1984	Ann Arbor, Mich.
104,097	Michigan	1989	Ann Arbor, Mich.
101,500	USC	1953	Pasadena, Calif.
101,347	Michigan	1976	Ann Arbor, Mich.
101,237	UCLA	1994	Pasadena, Calif.
100,809	Washington	1960	Pasadena, Calif.
98,698	USC	1963	Pasadena, Calif.
94,221	Ohio State	1991	Columbus, Ohio
93,340	Ohio State	1994	Columbus, Ohio
91,202	Michigan	1950	Ann Arbor, Mich.
90,032	Ohio State	1988	Columbus, Ohio
89,873	Ohio State	1985	Columbus, Ohio
89,626	Ohio State	1989	Columbus, Ohio
89,203	Ohio State	1983	Columbus, Ohio
88,234	Ohio State	1982	Columbus, Ohio
87,837	Ohio State	1977	Columbus, Ohio
87,820	Ohio State	1975	Columbus, Ohio
87,717	Ohio State	1974	Columbus, Ohio

WISCONSIN'S NCAA ATTENDANCE RANK

Year	Total	Average	Rank
1972	422,721	70,454	4th
1973	422,803	60,400	5th
1974	358,150	71,630	4th
1975	443,772	73,962	4th
1976	425,386	70,898	5th
1977	436,093	72,682	5th
1978	500,102	71,443	7th
1979	443,875	73,979	7th
1980	428,158	71,360	8th
1981	501,482	71,640	10th
1982	497,419	71,060	11th
1983	488,508	69,787	16th
1984	373,405	74,681	13th
1985	429,683	71,613	14th
1992	368,269	61,378	19th
1993	377,537	75,507	10th
1994	463,970	77,328	8th

Based on home attendance figures

Attendance Facts from '94

Wisconsin's football team played in front of nearly 900,000 fans last fall to set an all-time school record. The Badgers filled Camp Randall Stadium to 99.3 percent capacity in 1994.

Listed below are the Badgers' crowds of 1994 along with the corresponding percentage of the facility's capacity filled.

Opponent	Attendance	Capacity	Pct.
Eastern Michigan	77,745	77,745	100.0
at Colorado	53,457	51,748	103.3
Indiana	77,745	77,745	100.0
at Michigan State	71,234	76,000	93.7
at Northwestern	46,437	49,256	94.3
Purdue	77,745	77,745	100.0
Minnesota	77,745	77,745	100.0
at Michigan	106,209	102,501	103.6
at Ohio State	93,340	91,470	102.0
Cincinnati	75,245	77,745	96.9
Illinois	77,745	77,745	100.0
vs. Duke	61,384	74,315	82.6
Totals	896,031	911,760	98.3

Yearly Attendance

Year	Home		Total	
	Attend.	Average	Attend.	Average
1921	47,847	11,962		
1922	44,300	11,075		
1923	65,548	16,387		
1924	87,549	14,592		
1925	75,589	15,118		
1926	96,141	19,228		
1927	92,559	18,512		
1928	146,668	29,334		
1929	107,800	21,560		
1930	90,875	18,175		
1931	60,272	15,068		
1932	81,719	16,344		
1933	54,314	13,579		
1934	82,662	20,666		
1935	79,444	15,889		
1936	95,586	19,117		
1937	120,607	24,121		
1938	126,925	31,731		
1939	118,632	23,726		
1940	131,384	26,277		
1941	131,061	26,212		
1942	174,157	29,026		
1943	71,868	14,374		
1944	110,050	22,010		
1945	130,665	32,666		
1946	180,000	45,000	433,012	48,112
1947	221,000	44,200	422,862	46,985
1948	265,000	44,167	446,200	49,578
1949	221,000	44,200	404,442	44,938
1950	180,000	45,000	513,300	57,033
1951	230,753	46,151	429,137	47,682
1952	259,764	51,953	544,662	54,466
1953	258,262	51,652	473,077	52,564
1954	267,455	53,491	522,165	58,018
1955	267,455	53,491	490,331	54,481
1956	267,517	53,503	509,956	56,662
1957	238,417	47,683	432,260	48,029
1958	276,263	55,263	538,466	59,830
1959	266,586	53,317	585,749	58,575
1960	284,780	59,956	502,689	55,584
1961	235,716	47,143	431,571	47,952
1962	335,259	55,877	607,048	60,705
1963	306,114	61,223	548,924	60,992
1964	303,590	60,718	538,456	59,828
1965	282,139	56,428	546,293	54,629
1966	310,350	51,725	553,372	55,337
1967	262,473	52,495	545,012	54,501
1968	261,353	43,559	434,572	43,457
1969	293,390	48,898	515,179	51,518

Year	Home		Total	
	Attend.	Average	Attend.	Average
1970	377,335	56,223	574,269	57,427
1971	408,885	68,131	645,016	58,638
1972	422,721	70,454	703,833	63,985
1973	422,803	60,400	675,227	61,384
1974	358,150	71,630	658,904	59,900
1975	443,772	73,962	748,448	68,041
1976	425,386	70,898	681,302	61,937
1977	436,093	72,682	725,094	65,918
1978	500,102	71,443	689,780	62,707
1979	443,875	73,979	777,904	70,719
1980	428,158	71,360	672,745	61,159
1981	501,482	71,640	727,770	66,161
1982	497,419	71,060	867,740	72,312
1983	488,508	69,787	730,922	66,447
1984	373,405	74,681	765,816	69,620
1985	429,683	71,613	777,232	70,657
1986	408,313	68,052	683,481	56,957
1987	414,795	59,256	700,657	63,696
1988	295,779	49,297	608,207	55,292
1989	250,406	41,734	584,310	53,119
1990	357,192	51,027	565,658	51,424
1991	347,735	49,676	583,232	53,021
1992	368,269	61,378	628,092	57,099
1993	377,537	75,507	735,416	61,285
1994	463,970	77,328	896,031	74,669

IT'S FILLED NOW

When Coach Barry Alvarez came to Wisconsin in 1990, the school was coming off a season when it averaged only 41,734 fans per home game. That was the lowest average in 45 seasons.

During the Alvarez era, Wisconsin has ranked third (in 1990 and 1992) and first (in 1994) nationally in average home attendance increase. With the facility now filled to 98 percent capacity, the UW can no longer make this list unless the school adds more seats to the Stadium.



Crowds

1946

Marquette	*45,000
@ California	50,000
@ N'western	45,000
Ohio St.	*45,000
@ Illinois	62,597
@ Purdue	32,000
Iowa	*45,000
@ Michigan	63,415
Minnesota	45,000

1947

Purdue	41,000
@ Indiana	30,000
California	*45,000
@ Yale	65,000
Marquette	*45,000
@ N'western	43,000
Iowa	45,000
Michigan	*45,000
@ Minnesota	63,862

1948

Indiana	40,000
Illinois	*45,000
@ California	66,000
Yale	*45,000
@ Ohio St.	77,200
@ Iowa	38,000
N'western	*45,000
Marquette	*45,000
Minnesota	*45,000

1949

Marquette	42,000
@ Illinois	32,332
California	44,000
Navy	*45,000
Ohio St.	*45,000
@ Indiana	30,000
@ N'western	51,000
Iowa	*45,000
@ Minnesota	64,110

1950

Marquette	*45,000
@ Illinois	54,230
@ Iowa	46,333
@ Michigan	91,202
N'western	*45,000
Purdue	*45,000
@ Ohio St.	81,535
@ Penn	60,000
Minnesota	*45,000

1951

Marquette	45,450
@ Illinois	56,207
Ohio St.	*51,156
@ Purdue	40,000
@ N'western	50,000
Indiana	*51,118
Pennsylvania	43,243
Iowa	39,788
@ Minnesota	52,177

1952

Marquette	*51,303
Illinois	*52,071
@ Ohio St.	80,345
@ Iowa	45,050
UCLA	*52,131
@ Rice	36,000
N'western	*52,131
@ Indiana	22,000
Minnesota	*52,131
USC	101,500

1953

Penn St.	48,374
Marquette	51,363
@ UCLA	52,887
@ Purdue	36,500
Ohio St.	*52,819
Iowa	*52,819
@ N'western	40,000
Illinois	*52,887
@ Minnesota	61,154

1954

Marquette	*52,819
@ Michigan St.	51,194
Rice	*52,819
Purdue	*52,819
@ Ohio St.	82,636
@ Iowa	52,185
N'western	*53,131
@ Illinois	71,119
Minnesota	*53,131

1955

Marquette	*53,359
Iowa	*53,509
@ Purdue	45,000
@ USC	75,162
Ohio St.	*53,529
Michigan St.	*53,529
@ N'western	40,000
Illinois	*53,529
@ Minnesota	62,714

1956

Marquette	52,700
USC	*52,979
@ Iowa	53,273
Purdue	*53,044
@ Ohio St.	82,661
@ Michigan St.	53,647
N'western	*54,645
@ Illinois	52,858
Minnesota	54,149

1957

Marquette	52,700
West Virginia	38,889
@ Purdue	40,507
@ Iowa	58,147
Ohio St.	51,051
Michigan St.	49,826
@ N'western	32,250
Illinois	52,384
@ Minnesota	62,939

1958

@ Miami, Fla.	62,084
Marquette	42,513
Purdue	51,028
Iowa	*65,241
@ Ohio St.	83,142
@ Michigan St.	71,040
N'western	62,964
@ Illinois	45,937
Minnesota	54,517

1959

Stanford	41,892
Marquette	47,970
@ Purdue	41,542
Iowa	*64,256
Ohio St.	55,440
@ Michigan	68,063
@ N'western	55,282
Illinois	56,028
@ Minnesota	53,647
Washington	100,089

1960

@ Stanford	29,500
Marquette	51,533
Purdue	58,292
@ Iowa	57,000
@ Ohio St.	83,244
Michigan	57,629
N'western	61,730
@ Illinois	48,143
Minnesota	55,576

1961

Utah	36,325
Michigan St.	50,584
@ Indiana	23,270
Oregon St.	45,274
@ Iowa	60,150
Ohio St.	58,144
@ N'western	46,203
Illinois	45,122
@ Minnesota	66,232

1962

N. Mexico St.	40,495
Indiana	41,354
Notre Dame	61,098
Iowa	60,297
@ Ohio St.	82,540
@ Michigan	53,789
N'western	*65,501
@ Illinois	36,762
Minnesota	*65,514
USC	98,698

1963

W. Michigan	48,574
@ Notre Dame	56,806
Purdue	61,415
@ Iowa	59,700
Ohio St.	*65,913
@ Michigan St.	71,033
N'western	*65,388
Illinois	*65,418
@ Minnesota	55,271

1964

Kansas St.	46,455
Notre Dame	*64,398
@ Purdue	44,396
Iowa	*65,713
@ Ohio St.	84,365
Michigan St.	*65,728
@ N'western	51,028
@ Illinois	55,077
Minnesota	61,306

1965

Colorado	45,914
USC	52,706
Iowa	63,058
@ Nebraska	53,810
@ N'western	44,444
Ohio St.	*65,269
@ Michigan	66,907
@ Purdue	48,369
Illinois	55,192
@ Minnesota	50,624

1966

Iowa St.	51,051
@ USC	52,235
@ Iowa	52,787
Nebraska	52,428
N'western	53,163
@ Ohio St.	84,256
Michigan	51,816
Purdue	56,475
@ Illinois	53,645
Minnesota	45,372

1967

@ Washington	54,500
Arizona St.	49,327
@ Michigan St.	68,516
Pittsburgh	46,995
Iowa	59,512
N'western	61,918
@ Indiana	46,910
@ Ohio St.	65,470
Michigan	44,721
@ Minnesota	47,133

1968

@ Arizona St.	43,317
Washington	42,965
Michigan St.	49,067
Utah St.	37,469
@ Iowa	45,651
@ N'western	33,133
Indiana	51,666
Ohio St.	40,972
@ Michigan	51,117
Minnesota	39,214

1969

Oklahoma	43,633
UCLA	49,243
Syracuse	45,540
Iowa	53,714
@ N'western	34,374
Indiana	58,636
@ Michigan	60,438
@ Ohio St.	86,519
Illinois	42,624
@ Minnesota	40,458

1970

@ Oklahoma	58,100
TCU	61,538
Penn St.	55,204
@ Iowa	53,622
N'western	65,278
@ Indiana	48,643
Michigan	72,389
Ohio St.	72,758
@ Illinois	36,569
Minnesota	50,167

1971

N. Illinois	45,437
@ Syracuse	31,206
LSU	*78,535
@ N'western	40,473
Indiana	66,156
Michigan St.	74,847
@ Ohio St.	86,559
@ Iowa	43,155
Purdue	*78,451
Illinois	65,459
@ Minnesota	34,738

1976

@ Michigan	101,347
North Dakota	62,213
Washington St.	64,658
@ Kansas	48,350
Purdue	*79,111
Ohio St.	*79,579
@ N'western	24,580
@ Illinois	54,121
Iowa	*79,521
@ Indiana	27,518
Minnesota	60,304

1981

Michigan	68,733
UCLA	69,212
W. Michigan	67,196
Purdue	68,603
Ohio St.	*78,973
@ Michigan St.	67,352
@ Illinois	67,413
N'western	70,035
@ Indiana	44,218
Iowa	*78,731
@ Minnesota	47,125
Tennessee	53,220

1986

@ Hawaii	45,403
N. Illinois	63,294
@ UNLV	32,207
Wyoming	64,954
Michigan	75,898
@ Iowa	67,700
@ N'western	34,462
Illinois	76,983
@ Indiana	35,311
Minnesota	65,164
Ohio St.	62,020
@ Michigan St.	60,285

1991

W. Illinois	42,861
Iowa St.	50,710
E. Michigan	45,356
@ Ohio St.	94,221
Iowa	75,053
@ Purdue	43,650
Indiana	54,052
@ Illinois	61,493
Michigan St.	41,074
@ Minnesota	36,133
N'western	38,620

1972

N. Illinois	62,710
Syracuse	67,234
@ LSU	69,142
N'western	74,595
@ Indiana	50,122
@ Michigan St.	62,638
Ohio St.	*78,713
Iowa	*78,723
@ Purdue	53,507
@ Illinois	45,703
Minnesota	60,746

1977

@ Indiana	34,755
N. Illinois	64,475
@ Oregon	30,755
N'western	68,709
Illinois	*78,661
@ Michigan	104,892
Michigan St.	*79,203
@ Ohio St.	87,837
Purdue	73,322
Iowa	71,723
@ Minnesota	30,742

1982

@ Michigan	104,932
UCLA	*77,974
Toledo	73,713
@ Purdue	69,132
@ Ohio St.	88,234
Michigan St.	*78,187
Illinois	*78,406
N'western	64,388
Indiana	65,355
@ Iowa	58,500
Minnesota	59,792
Kansas St.	49,523

1987

Hawaii	53,509
Utah	56,224
Ball St.	51,825
@ Michigan	104,410
Iowa	74,645
@ Illinois	57,040
N'western	70,012
@ Purdue	62,000
Ohio St.	63,195
@ Minnesota	62,412
Michigan St.	45,385

1992

@ Washington	72,800
Bowl. Green St.	57,758
N. Illinois	50,688
Ohio St.	72,203
@ Iowa	70,397
Purdue	73,573
@ Indiana	43,142
Illinois	65,293
@ Michigan St.	45,219
Minnesota	48,754
@ N'western	28,265

1973

Purdue	58,256
Colorado	58,237
@ Nebraska	76,297
Wyoming	60,715
Ohio St.	77,413
@ Michigan	87,273
Indiana	66,365
@ Michigan St.	54,010
Iowa	55,560
N'western	46,248
@ Minnesota	34,412

1978

Richmond	60,877
@ N'western	23,960
Oregon	63,988
Indiana	75,266
@ Illinois	51,160
Michigan	*80,024
@ Michigan St.	70,144
Ohio St.	*79,940
Purdue	*78,986
@ Iowa	44,444
Minnesota	61,021

1983

N. Illinois	56,941
Missouri	65,044
Michigan	77,708
@ N'western	32,180
@ Illinois	*78,307
@ Minnesota	62,689
Indiana	*78,199
@ Ohio St.	89,203
Iowa	*78,105
@ Purdue	58,342
Michigan St.	54,204

1988

W. Michigan	38,230
N. Illinois	46,869
@ Miami, Fla.	48,311
Michigan	61,180
@ Iowa	67,700
Illinois	57,886
@ N'western	30,013
Purdue	51,147
@ Ohio St.	90,032
Minnesota	40,467
@ Michigan St.	76,372

1993

Nevada	66,557
@ SMU	19,013
Iowa St.	*77,745
@ Indiana	34,306
N'western	*77,745
@ Purdue	38,942
@ Minnesota	64,798
Michigan	*77,745
Ohio St.	*77,745
@ Illinois	48,083
Michigan St.	51,500
UCLA	101,237

1974

@ Purdue	54,239
Nebraska	73,381
@ Colorado	50,512
Missouri	71,141
@ Ohio St.	87,717
Michigan	*78,911
@ Indiana	31,453
Michigan St.	*78,848
@ Iowa	48,300
@ N'western	28,533
Minnesota	55,869

1979

@ Purdue	65,002
Air Force	66,466
UCLA	*78,830
@ San Diego St.	38,633
Indiana	74,188
Michigan St.	77,083
@ Ohio St.	87,585
Iowa	*79,026
@ Michigan	104,952
N'western	68,229
@ Minnesota	37,827

1984

N. Illinois	65,288
@ Missouri	45,033
@ Michigan	104,239
N'western	*78,509
@ Illinois	76,428
Minnesota	*78,770
@ Indiana	38,754
Ohio St.	*78,606
@ Iowa	66,255
Purdue	72,292
@ Michigan St.	61,702
Kentucky	47,300

1989

Miami, Fla.	38,646
Toledo	37,162
@ California	36,000
@ Michigan	104,097
Iowa	62,402
N'western	44,978
@ Illinois	64,856
@ Minnesota	39,325
Indiana	37,442
@ Ohio St.	89,626
Michigan St.	29,776

1994

E. Michigan	*77,745
@ Colorado	53,457
Indiana	*77,745
@ Michigan St.	71,234
@ N'western	46,437
Purdue	*77,745
Minnesota	*77,745
@ Michigan	106,209
@ Ohio St.	93,340
Cincinnati	75,245
Illinois	*77,745
Duke	61,384

1975

Michigan	*79,022
South Dakota	65,566
@ Missouri	62,222
Kansas	76,097
@ Purdue	62,406
@ Ohio St.	87,820
N'western	*78,902
Illinois	*78,868
@ Iowa	54,650
Indiana	65,317
@ Minnesota	37,578

1980

Purdue	77,280
Brigham Young	71,496
@ UCLA	40,018
San Diego St.	76,340
@ Indiana	51,029
@ Michigan St.	76,173
Ohio St.	*79,523
@ Iowa	59,995
Michigan	69,560
@ N'western	17,372
Minnesota	54,229

1985

N. Illinois	69,131
UNLV	68,123
@ Wyoming	11,129
@ Michigan	105,491
Iowa	*79,023
N'western	*78,401
@ Illinois	76,395
Indiana	*78,605
@ Minnesota	64,571
@ Ohio St.	89,873
Michigan St.	56,854

1990

California	45,980
Ball St.	44,698
Temple	41,817
Michigan	64,359
@ Iowa	69,890
@ N'western	32,966
Illinois	67,746
Minnesota	51,189
@ Indiana	45,093
Ohio St.	41,403
@ Michigan St.	60,517

* — home sellouts

Season Statistics

Top Offenses

Scoring

- 32.6 [359 points] in 1983
 - 32.2 [322 points] in 1962
 - 31.0 [341 points] in 1974
 - 29.8 [357 points] in 1994
 - 29.5 [354 points] in 1993
- Pre-modern — 35.2 in 1901*

Rushing

- 287.5 [3,162 yards] in 1974
- 250.8 [3,181 yards] in 1993
- 244.5 [2,934 yards] in 1994
- 238.7 [2,626 yards] in 1973
- 237.2 [2,135 yards] in 1951

Passing

- 216.4 [2,381 yards] in 1983
- 204.4 [2,543 yards] in 1993
- 195.8 [2,350 yards] in 1982
- 188.4 [1,696 yards] in 1961
- 186.3 [1,863 yards] in 1962

Total Offense

- 455.2 [5,462 yards] in 1993
- 423.6 [5,083 yards] in 1994
- 413.2 [4,545 yards] in 1983
- 399.8 [4,398 yards] in 1974
- 396.0 [4,753 yards] in 1982

Top Defenses

Scoring

- 5.9 [53 points] in 1951
 - 8.6 [77 points] in 1958
 - 10.8 [97 points] in 1950
 - 10.9 [98 points] in 1954
 - 12.2 [110 points] in 1953
- Pre-modern — 0.6 in 1901*

Rushing

- 66.8 [601 yards] in 1951
- 117.5 [1,293 yards] in 1980
- 121.4 [1,214 yards] in 1962
- 122.6 [1,349 yards] in 1992
- 125.7 [1,508 yards] in 1981

Passing


- 65.2 [717 yards] in 1975
- 79.1 [712 yards] in 1950
- 88.0 [792 yards] in 1951
- 91.1 [1,002 yards] in 1977
- 99.5 [896 yards] in 1963

Total Offense

- 154.8 [1,393 yards] in 1951
- 261.9 [2,357 yards] in 1963
- 269.0 [2,690 yards] in 1962
- 271.9 [2,447 yards] in 1950
- 274.8 [2,473 yards] in 1948

Trends: Team Averages

Year	—UW Offense—			—UW Defense—		
	Rush	Pass	Total	Rush	Pass	Total
1994	244.5	179.1	423.6	138.3	212.6	350.9
1993	250.8	204.4	455.2	130.3	228.3	358.6
1992	168.0	156.5	324.5	122.6	213.8	336.5
1991	94.7	146.5	241.3	184.0	133.6	317.6
1990	96.6	173.1	269.7	218.7	137.5	356.2
1989	187.2	85.0	272.2	214.5	182.5	397.0
1988	149.6	115.6	265.2	185.2	205.8	391.0
1987	202.5	96.9	299.4	186.1	212.3	398.4
1986	144.0	132.3	276.3	194.8	203.9	398.8
1985	189.5	139.0	328.5	177.1	182.0	359.1
1984	187.8	177.3	365.0	130.1	166.3	296.3
1983	196.7	216.5	413.2	199.8	150.5	350.4
1982	200.3	195.8	369.9	137.6	228.7	350.3
1981	205.2	139.6	344.8	125.7	195.6	321.3
1980	197.0	87.3	284.3	117.5	210.0	327.5
1979	187.5	150.3	337.7	150.3	176.3	392.7
1978	185.3	154.5	340.0	194.1	156.1	350.2
1977	164.3	131.9	296.2	176.5	91.1	267.5
1976	231.5	148.4	379.8	208.3	145.2	353.5
1975	223.6	86.4	310.0	317.3	65.2	382.5
1974	287.5	112.4	399.8	220.1	118.6	338.7
1973	238.7	111.2	349.9	244.3	114.3	358.5
1972	200.0	117.5	317.5	249.6	102.3	351.9
1971	213.5	161.1	374.6	240.5	137.6	378.2
1970	147.7	145.2	292.9	192.1	155.8	347.9
1969	189.5	148.2	337.7	271.2	140.4	411.6
1968	126.2	112.8	239.0	259.0	142.3	401.3
1967	114.2	165.8	280.0	211.2	129.2	340.4
1966	105.5	136.6	242.1	178.7	119.9	298.6
1965	58.1	139.4	197.5	229.7	102.0	331.7
1964	117.2	138.1	255.3	196.8	127.9	324.7
1963	163.8	156.6	320.3	163.4	99.6	261.9
1962	176.5	186.3	362.8			
1961	117.0	188.4	305.4			
1960	98.4	169.6	268.0			
1959	166.2	98.6	259.8			
1958	207.7	106.4	314.1			
1957	270.8	70.6	341.3			
1956	195.0	68.6	263.6			
1955	189.0	145.4	334.4			
1954	182.7	128.1	310.8			
1953	198.9	97.8	296.7			
1952	224.1	161.8	385.9			
1951	237.2	134.7	371.9	66.8	88.0	154.8
1950	125.9	115.6	241.4	192.8	79.1	271.9
1949	204.4	121.2	325.7	129.1	132.4	261.7
1948	200.6	58.0	258.6	169.8	105.0	274.8
1947	205.9	74.2	280.1	134.3	131.2	267.7
1946	179.8	73.3	253.1	163.1	99.6	262.7



Pete Monty, the top returning tackler in the Big Ten, is the first junior to be a captain at Wisconsin since Chuck Belin.

Game Statistics

Top Offenses

Scoring

69	N. Mexico St., 1962
62	Indiana, 1994
60	Marquette, 1957
59	Missouri, 1974
56	Minnesota, 1983
56	E. Michigan, 1994
55	Illinois, 1961
55	Illinois, 1969
54	Northwestern, 1982
53	Northwestern, 1993

Rushing Yards

551	Northwestern, 1974
548	Wyoming, 1973
474	Northwestern, 1981
441	Marquette, 1956
435	Minnesota, 1974
412	Northwestern, 1957
406	Northwestern, 1982
406	Northwestern, 1983
394	Northwestern, 1994
392	W. Michigan, 1963

Passing Yards

423	Minnesota, 1993
419	Southern Cal, 1963
355	Northwestern, 1990
325	Iowa, 1983
319	Ohio State, 1983
317	Purdue, 1983
312	Minnesota, 1961
303	Purdue, 1982
300	Purdue, 1994
294	Temple, 1990
290	twice (MR: Purdue, 1984)

Total Offensive Yards

632	Indiana, 1994
630	Wyoming, 1973
625	Northwestern, 1983
608	Northwestern, 1974
605	Minnesota, 1993
578	Northwestern, 1982
572	Indiana, 1983
561	Illinois, 1969
557	Wyoming, 1985
554	Purdue, 1994

Top Defenses

Scoring

Most recent shutouts listed

0	Eastern Michigan, 1994
0	Michigan State, 1983
0	Northwestern, 1983
0	Minnesota, 1982
0	Ohio State, 1982
0	Northwestern, 1981
0	Air Force, 1979
0	Illinois, 1977
0	No. Illinois, 1971

Rushing Yards

-18	Iowa, 1951
-5	San Diego St., 1980
5	Marquette, 1946
8	Michigan State, 1954
13	Pennsylvania, 1951
15	Northwestern, 1978
18	Northwestern, 1980
19	Northwestern, 1982
20	Iowa, 1947
23	Northwestern, 1951
23	Iowa, 1952

Passing Yards

0	Northwestern, 1956
0	Minnesota, 1972
0	Purdue, 1975
0	Minnesota, 1977
2	Kansas, 1975
13	Ohio State, 1958
14	Marquette, 1949
15	Michigan, 1959
15	Washington, 1968
15	Michigan State, 1972

Total Defensive Yards

71	California, 1946
74	Marquette, 1949
78	Illinois, 1977
82	Iowa, 1951
106	Ohio State, 1951
113	Northwestern, 1951
115	Marquette, 1946
116	Illinois, 1948
117	Marquette, 1956
119	Michigan State, 1983

Largest Wins (modern era)

56	New Mexico State	1962	69-13
56	Eastern Michigan	1994	56-0
54	Marquette	1957	60-6
52	Northwestern	1981	52-0
50	Marquette	1958	50-0
49	at Northwestern	1983	49-0
49	Indiana	1994	62-13
48	Illinois	1969	55-7
45	at Northwestern	1974	52-7
41	at Northwestern	1951	41-0
41	Western Michigan	1963	41-0
41	Illinois	1969	55-14
41	South Dakota	1975	48-7

Largest Losses (modern era)

59	at Ohio State	1979	0-59
56	at Michigan	1977	0-56
56	at Ohio State	1975	0-56
55	at Ohio State	1969	7-62
54	at Michigan	1979	0-54
53	at Michigan State	1978	2-55
51	Illinois	1965	0-51
49	at Michigan	1987	0-49
48	Michigan	1988	14-62
48	Miami, Fla.	1989	3-51

Largest Pre-modern Era Wins

106	UW-Whitewater	1890	106-0
87	Beloit	1903	87-0
85	Marquette	1915	85-0
82	Drake	1904	82-0
82	Lawrence	1915	82-0
76	Dixon	1898	76-0
64	Upper Iowa	1900	64-0
62	Hyde Park (Ill.) HS	1901	62-0
60	Lawrence	1920	60-0
58	Lawrence	1899	58-0
58	Notre Dame	1904	58-0
57	Arkansas	1912	64-7
56	Northwestern	1912	56-0
54	Notre Dame	1900	54-0

Polls

Associated Press

1937

Oct. 19 4-0 16th

1938

Nov. 8 4-2 15th

Nov. 15 5-2 12th

1942

Oct. 13 3-0-1 7th

Oct. 20 4-0-1 7th

Oct. 29 5-0-1 6th

Nov. 3 6-0-1 2nd

Nov. 10 6-1-1 7th

Nov. 17 7-1-1 7th

Nov. 24 8-1-1 4th

Dec. 1 8-1-1 3rd

1944

Oct. 10 2-0 19th

1946

Oct. 15 3-1 20th

Oct. 29 3-2 18th

Nov. 6 4-2 15th

1947

Nov. 5 4-1-1 19th

Nov. 11 5-1-1 9th

1950

Oct. 10 2-0 15th

Oct. 18 4-0 16th

Nov. 1 4-1 20th

Nov. 7 5-1 15th

Nov. 15 5-2 15th

1951

Oct. 24 2-1-1 14th

Oct. 30 3-1-1 10th

Nov. 7 4-1-1 9th

Nov. 13 5-1-1 8th

Nov. 21 6-1-1 8th

Nov. 27 7-1-1 7th

Dec. 5 7-1-1 8th

1952

Oct. 1 1-0 8th

Oct. 7 2-0 1st

Oct. 15 2-1 12th

Oct. 21 3-1 10th

Oct. 29 3-2 18th

Nov. 4 4-2 18th
 Nov. 12 5-2 15th
 Nov. 18 6-2 13th
 Nov. 26 6-2-1 12th
 Dec. 2 6-3-1 11th

1953

Sept. 28 1-0 16th

Nov. 18 6-2 8th

Nov. 24 6-2-1 12th

Dec. 2 6-2-1 15th

1954

Preseason 10th

Sept. 29 1-0 5th

Oct. 5 2-0 3rd

Oct. 13 3-0 2nd

Oct. 19 4-0 2nd

Oct. 27 4-1 8th

Nov. 2 4-2 16th

Nov. 10 5-2 14th

Nov. 16 6-2 17th

Nov. 24 7-2 8th

Nov. 30 7-2 9th

1955

Sept. 27 1-0 17th

Oct. 4 2-0 9th

Oct. 11 3-0 6th

Oct. 19 3-1 15th

1957

Oct. 8 2-0 16th

Oct. 16 3-0 13th

Nov. 19 5-3 18th

Nov. 27 6-3 14th

Dec. 3 6-3 19th

1958

Preseason 14th

Sept. 30 1-0 9th

Oct. 7 2-0 6th

Oct. 14 3-0 4th

Oct. 22 3-1 13th

Oct. 28 3-1-1 8th

Nov. 5 4-1-1 7th

Nov. 11 5-1-1 5th

Nov. 19 6-1-1 5th

Nov. 25 7-1-1 6th

Dec. 3 7-1-1 7th

1959

Preseason 8th

Sept. 30 1-0 12th

Oct. 6 2-0 9th

Oct. 20 3-1 12th

Oct. 28 4-1 10th
 Nov. 3 5-1 9th
 Nov. 11 6-1 7th
 Nov. 17 6-2 9th
 Nov. 25 7-2 5th
 Dec. 1 7-2 6th
 Dec. 8 7-2 6th

1960

Oct. 11 3-0 12th

Oct. 19 3-1 11th

1961

Nov. 28 6-3 13th

1962

Oct. 10 2-0 13th

Oct. 16 3-0 10th

Oct. 23 4-0 5th

Oct. 30 4-1 11th

Nov. 6 5-1 8th

Nov. 13 6-1 4th

Nov. 21 7-1 3rd

Nov. 27 8-1 2nd

Dec. 5 8-1 2nd

1963

Sept. 24 1-0 6th

Oct. 2 2-0 4th

Oct. 8 2-0 5th

Oct. 16 3-0 2nd

Oct. 22 4-0 2nd

Oct. 29 4-1 8th

1974

Sept. 24 2-0 11th

Oct. 18 3-2 13th

Oct. 29 4-3 20th

Nov. 26 7-4 19th

Dec. 3 7-4 20th

1977

Oct. 4 4-0 19th

Oct. 11 5-0 14th

1981

Sept. 15 1-0 20th

Oct. 13 3-1 14th

1984

Dec. 5 7-3-1 20th

1993

Sept. 13 2-0 24th

Sept. 20 3-0 23rd

Sept. 27 4-0 22nd

Oct. 4 4-0 21st
 Oct. 11 5-0 16th
 Oct. 18 6-0 15th
 Oct. 25 6-1 21st
 Nov. 1 7-1 15th
 Nov. 8 7-1-1 14th
 Nov. 15 8-1-1 12th
 Nov. 22 8-1-1 10th
 Nov. 29 8-1-1 10th
 Dec. 6 9-1-1 9th
 Jan. 3 10-1-1 6th

1994

Preseason 10th

Sept. 4 0-0 10th

Sept. 11 1-0 10th

Sept. 18 1-1 16th

Sept. 25 2-1 15th

Oct. 2 2-2 24th

Oct. 9 3-2 23rd

Special thanks to David Montgomery of Pleasant Dale, Neb., who supplied the list of weekly rankings for Wisconsin in the Associated Press college football poll.

CNN/USA Today

1993

Sept. 13 2-0 25th

Sept. 20 3-0 22nd

Sept. 27 4-0 20th

Oct. 4 4-0 19th

Oct. 11 5-0 16th

Oct. 18 6-0 12th

Oct. 25 6-1 20th

Nov. 1 7-1 14th

Nov. 8 7-1-1 13th

Nov. 15 8-1-1 11th

Nov. 22 8-1-1 8th

Nov. 29 8-1-1 7th

Dec. 6 9-1-1 7th

Jan. 3 10-1-1 5th

1994

Preseason 11th

Sept. 4 0-0 11th

Sept. 11 1-0 10th

Sept. 18 1-1 15th

Sept. 25 2-1 14th

Oct. 2 2-2 22nd

Oct. 9 3-2 20th

Badgers at No. 1

Wisconsin has been ranked as the nation's No. 1 team just once in school history. That was on Oct. 7, 1952, after a 20-6 win over Illinois. The Badgers lost the next week to Ohio State but went on to a 6-3-1 record and a Rose Bowl berth.

Upsets at No. 1

Wisconsin has defeated the nation's top-rated team three times in its history. The most recent was a 21-14 victory over Michigan in the 1981 season opener.

Listed below are the Badgers' upsets over No. 1-ranked teams.

- 1942 — Ohio State, 17-7
- 1962 — Northwestern, 37-6
- 1981 — Michigan, 21-14

Beating the nation's No. 1-rated squad has been a good omen for the Badgers. The 1942 club posted an 8-1-1 record; the 1962 team played in the Rose Bowl; and the 1981 squad participated in the Garden State Bowl.

Series Records

Team	First Mtg.	W-L-T
Air Force	1979	1-0-0
Alabama	1928	1-0-0
Arizona State	1967	0-2-0
Arkansas	1912	1-0-0
Armour	1895	1-0-0
Auburn	1931	0-0-1
Ball State	1987	2-0-0
Beloit	1889	16-1-0
Bowling Green	1992	1-0-0
Bradley	1931	1-0-0
Brigham Young	1980	0-1-0
California	1946	1-5-0
Calumet Club	1889	0-1-0
Camp Grant	1918	1-2-0
Carleton	1922	2-0-0
Carlisle (Pa.)	1896	0-1-0
Chicago	1894	19-16-5
Chicago AA	1893	1-2-0
Chicago P&S	1900	1-0-0
Cincinnati	1936	2-0-0
Coe (Iowa)	1923	2-0-1
Colgate	1929	1-0-0
Colorado	1965	0-3-1
Colorado College	1911	1-0-0
Columbia	1940	0-1-0
Company I	1905	1-0-0
Cornell (Iowa)	1926	3-0-0
Dixon (Ill.)	1898	1-0-0
Drake	1904	1-0-0
Duke	1995	1-0-0
Eastern Michigan	1991	2-0-0
Franklin (Ind.)	1925	1-0-0
Ft. Sheridan (Ill.)	1904	1-0-0
Great Lakes	1942	1-1-1
Grinnell (Iowa)	1895	4-0-0
Haskell Indians	1916	1-0-0
Hawaii	1986	1-1-0
Hyde Park HS (Ill.)	1901	2-0-0
Illinois	1895	26-33-6
Indiana	1907	27-16-2
Iowa	1894	34-34-2
Iowa State	1895	7-0-0
Kansas	1902	4-2-0
Kansas State	1964	2-0-0

Team	First Mtg.	W-L-T
Kentucky	1894	0-1-0
Knox (Ill.)	1901	2-0-0
Lake Forest (Ill.)	1890	7-1-0
Lawrence	1899	17-0-1
Louisiana State	1971	0-2-0
Madison HS	1896	4-0-0
Marquette	1904	32-4-0
Miami (Fla.)	1958	1-2-0
Michigan	1892	10-41-1
Michigan State	1913	13-24-0
Milwaukee Medical	1901	1-0-0
Minnesota	1890	39-57-8
Missouri	1942	4-1-0
Navy	1945	1-1-0
Nebraska	1901	2-3-0
Nevada	1993	1-0-0
New Mexico State	1962	1-0-0
North Central (Ill.)	1903	1-0-0
North Dakota	1906	3-0-0
North Dakota State	1928	2-0-0
Northern Illinois	1971	8-1-0
Northwestern	1890	50-27-5
Northwestern College	1905	1-0-0
Notre Dame	1900	6-8-2
Ohio State	1913	13-46-5
Oklahoma	1969	0-2-0
Oregon	1977	2-0-0
Oregon State	1961	1-0-0
Osteopaths	1903	1-0-0
Pennsylvania	1930	2-2-0
Penn State	1953	2-0-0
Pittsburgh	1937	0-3-0
Purdue	1892	33-25-8
Rice	1952	2-0-0
Richmond	1978	1-0-0
Ripon	1898	5-0-0
Rush Medical	1896	4-0-0
San Diego State	1979	1-1-0
South Dakota	1975	1-0-0
South Dakota State	1916	8-1-0
Southern Cal	1953	0-6-0
Southern Methodist	1993	1-0-0
Stanford	1959	2-0-0
Syracuse	1941	1-2-1

Team	First Mtg.	W-L-T
TCU	1970	0-0-1
Temple	1990	0-1-0
Tennessee	1981	0-1-0
Texas	1939	0-1-0
Toledo	1982	1-0-0
UCLA	1938	2-7-0
UNLV	1985	1-1-0
UW Alumni	1897	3-1-0
UW Freshmen	1908	1-0-0
UW-Oshkosh	1903	1-0-0
UW-Platteville	1897	1-0-0
UW-Whitewater	1890	2-0-0
Upper Iowa	1900	1-0-0
Utah	1961	1-1-0
Utah State	1968	0-1-0
Washington	1960	0-4-0
Washington State	1976	1-0-0
West Virginia	1933	2-0-0
Western Illinois	1991	1-0-0
Western Michigan	1963	2-1-0
Wyoming	1973	2-1-0
Yale	1899	1-2-0

Wisconsin in the final polls

Year	AP	UPI	CNN/ USA Today
1942	3rd	—	—
1950	—	T-20th	—
1951	8th	8th	—
1952	11th	10th	—
1953	15th	14th	—
1954	9th	10th	—
1957	19th	T-14th	—
1958	7th	6th	—
1959	6th	6th	—
1960	—	5th	—
1961	—	18th	—
1962	2nd	2nd	—
1993	6th	—	5th

Yearly Records

Year	Coach	Overall				Big Ten					Home	Away	Neut.
		W	L	T	Pct.	W	L	T	Pct.	Pl.			
1889	Alvin Kletsch	0	2	0	.000	—	—	—	—	—	0-0	0-1	0-1
1890	Ted Mestre	1	3	0	.250	—	—	—	—	—	1-1	0-1	0-1
1891	Herb Alward	3	1	1	.700	—	—	—	—	—	1-0	1-1	1-0-1
1892	Frank Crawford	4	3	0	.571	—	—	—	—	—	1-2	1-1	2-0
1893	Parke Davis	4	2	0	.667	—	—	—	—	—	3-0	1-1	0-1
1894	H.O. Stickney	5	2	0	.714	—	—	—	—	—	3-0	2-2	0-0
1895	H.O. Stickney	5	2	1	.688	—	—	—	—	—	4-0-1	0-2	1-0
1896	Phil King	7	1	1	.833	2	0	1	.833	1	6-0	1-0-1	0-1
1897	Phil King	9	1	0	.900	3	0	0	1.000	1	6-1	3-0	0-0
1898	Phil King	9	1	0	.900	2	1	0	.667	3	7-0	1-1	1-0
1899	Phil King	9	2	0	.818	4	1	0	.800	2	5-1	1-1	3-0
1900	Phil King	8	1	0	.889	2	1	0	.667	T3	6-0	1-1	1-0
1901	Phil King	9	0	0	1.000	2	0	0	1.000	T1	5-0	2-0	2-0
1902	Phil King	6	3	0	.667	1	3	0	.250	6	5-0	1-1	0-2
1903	Art Curtis	6	3	1	.650	0	3	1	.125	T8	6-1	0-2-1	0-0
1904	Art Curtis	5	3	0	.625	0	3	0	.000	T7	4-1	0-2	1-0
1905	Phil King	8	2	0	.800	1	2	0	.333	T5	4-1	1-1	3-0
1906	C.P. Hutchins	5	0	0	1.000	3	0	0	1.000	T1	4-0	1-0	0-0
1907	C.P. Hutchins	3	1	1	.700	3	1	1	.700	2	1-1-1	2-0	0-0
1908	J.A. Barry	5	1	0	.833	2	1	0	.667	3	3-1	2-0	0-0
1909	J.A. Barry	3	1	1	.700	2	1	1	.625	4	2-1	1-0-1	0-0
1910	J.A. Barry	1	2	2	.400	1	2	1	.375	5	1-0-2	0-1	0-1
1911	J.R. Richards	5	1	1	.786	2	1	1	.625	3	4-0-1	1-1	0-0
1912	William Juneau	7	0	0	1.000	5	0	0	1.000	1	5-0	2-0	0-0
1913	William Juneau	3	3	1	.500	1	2	1	.375	T6	3-2	0-1-1	0-0
1914	William Juneau	4	2	1	.643	2	2	1	.500	T4	3-1-1	1-1	0-0
1915	William Juneau	4	3	0	.571	2	3	0	.400	6	3-1	1-2	0-0
1916	Paul Withington	4	2	1	.643	1	2	1	.375	T6	4-0-1	0-2	0-0
1917	J.R. Richards	4	2	1	.643	3	2	0	.600	T3	3-1-1	1-1	0-0
1918	Guy Lowman	3	3	0	.500	1	2	0	.333	7	2-2	1-1	0-0
1919	J.R. Richards	5	2	0	.714	3	2	0	.600	4	2-2	3-0	0-0
1920	J.R. Richards	6	1	0	.857	4	1	0	.800	2	4-0	2-1	0-0
1921	J.R. Richards	5	1	1	.786	3	1	1	.700	4	3-0-1	2-1	0-0
1922	J.R. Richards	4	2	1	.643	2	2	1	.500	4	3-1	1-1-1	0-0
1923	Jack Ryan	3	3	1	.500	1	3	1	.300	7	2-1-1	1-2	0-0
1924	Jack Ryan	2	3	3	.438	0	2	2	.333	10	2-2-2	0-1-1	0-0
1925	George Little	6	1	1	.813	3	1	1	.700	T2	4-1	2-0-1	0-0
1926	George Little	5	2	1	.688	3	2	1	.583	5	4-1	1-1-1	0-0
1927	Glenn Thistlethwaite	4	4	0	.500	1	4	0	.200	T9	3-2	1-2	0-0
1928	Glenn Thistlethwaite	7	1	1	.833	3	1	1	.700	2	5-1	2-0-1	0-0
1929	Glenn Thistlethwaite	4	5	0	.444	1	4	0	.200	10	3-3	1-1	0-1
1930	Glenn Thistlethwaite	6	2	1	.722	2	2	1	.500	T4	6-0	0-2-1	0-0
1931	Glenn Thistlethwaite	5	4	1	.550	3	3	0	.500	6	3-1-1	2-3	0-0
1932	Clarence Spears	6	1	1	.812	4	1	1	.750	3	5-0	1-1-1	0-0
1933	Clarence Spears	2	5	1	.313	0	5	1	.083	T8	2-2	0-3-1	0-0
1934	Clarence Spears	4	4	0	.500	2	3	0	.400	T5	3-1	1-3	0-0
1935	Clarence Spears	1	7	0	.125	1	4	0	.200	T9	1-4	0-3	0-0
1936	Harry Stuhldreher	2	6	0	.250	0	4	0	.000	T8	2-3	0-3	0-0
1937	Harry Stuhldreher	4	3	1	.563	2	2	1	.500	T4	3-1-1	1-2	0-0
1938	Harry Stuhldreher	5	3	0	.625	3	2	0	.600	6	2-2	3-1	0-0

RECORDS

Year	Coach	Overall				Big Ten					Home	Away	Neut.
		W	L	T	Pct.	W	L	T	Pct.	Pl.			
1939	Harry Stuhldreher	1	6	1	.188	0	5	1	.083	T9	1-3-1	0-3	0-0
1940	Harry Stuhldreher	4	4	0	.500	3	3	0	.500	T4	3-2	1-2	0-0
1941	Harry Stuhldreher	3	5	0	.375	3	3	0	.500	5	3-2	0-3	0-0
1942	Harry Stuhldreher	8	1	1	.850	4	1	0	.800	2	5-0-1	2-1	1-0
1943	Harry Stuhldreher	1	9	0	.100	1	6	0	.167	8	0-5	1-3	0-1
1944	Harry Stuhldreher	3	6	0	.333	2	4	0	.333	7	2-3	1-3	0-0
1945	Harry Stuhldreher	3	4	2	.444	2	3	1	.417	6	1-2-1	2-1-1	0-1
1946	Harry Stuhldreher	4	5	0	.444	2	5	0	.400	8	2-2	2-3	0-0
1947	Harry Stuhldreher	5	3	1	.611	3	2	1	.583	2	3-2	2-1-1	0-0
1948	Harry Stuhldreher	2	7	0	.222	1	5	0	.167	9	2-4	0-3	0-0
1949	Ivy Williamson	5	3	1	.611	3	2	1	.583	4	3-2	2-1-1	0-0
1950	Ivy Williamson	6	3	0	.667	5	2	0	.714	T2	4-0	2-3	0-0
1951	Ivy Williamson	7	1	1	.833	4	1	1	.750	2	4-0-1	3-1	0-0
1952	Ivy Williamson	6	3	1	.650	4	1	1	.750	1	3-1-1	3-1	0-1
1953	Ivy Williamson	6	2	1	.722	4	1	1	.750	3	4-1	2-1-1	0-0
1954	Ivy Williamson	7	2	0	.778	5	2	0	.714	2	5-0	2-2	0-0
1955	Ivy Williamson	4	5	0	.444	3	4	0	.429	6	2-3	2-2	0-0
1956	Milt Bruhn	1	5	3	.277	0	4	3	.214	9	1-2-2	0-3-1	0-0
1957	Milt Bruhn	6	3	0	.667	4	3	0	.571	T4	3-2	3-1	0-0
1958	Milt Bruhn	7	1	1	.833	5	1	1	.786	2	4-1	3-0-1	0-0
1959	Milt Bruhn	7	3	0	.700	5	2	0	.714	1	4-1	3-1	0-1
1960	Milt Bruhn	4	5	0	.444	2	5	0	.286	9	3-2	1-3	0-0
1961	Milt Bruhn	6	3	0	.667	4	3	0	.571	5	3-2	3-1	0-0
1962	Milt Bruhn	8	2	0	.800	6	1	0	.857	1	6-0	2-1	0-1
1963	Milt Bruhn	5	4	0	.555	3	4	0	.429	5	3-2	2-2	0-0
1964	Milt Bruhn	3	6	0	.333	2	5	0	.286	T7	3-2	0-4	0-0
1965	Milt Bruhn	2	7	1	.250	2	5	0	.286	T7	1-3-1	1-4	0-0
1966	Milt Bruhn	3	6	1	.350	2	4	1	.357	7	2-3-1	1-3	0-0
1967	John Coatta	0	9	1	.050	0	6	1	.071	T9	0-4-1	0-5	0-0
1968	John Coatta	0	10	0	.000	0	7	0	.000	10	0-6	0-4	0-0
1969	John Coatta	3	7	0	.300	3	4	0	.429	T5	3-3	0-4	0-0
1970	John Jardine	4	5	1	.450	3	4	0	.429	T5	2-3-1	2-2	0-0
1971	John Jardine	4	6	1	.409	3	5	0	.375	T6	4-2	0-4-1	0-0
1972	John Jardine	4	7	0	.363	2	6	0	.250	9	4-2	0-5	0-0
1973	John Jardine	4	7	0	.363	3	5	0	.375	8	4-3	0-4	0-0
1974	John Jardine	7	4	0	.636	5	3	0	.625	4	3-2	4-2	0-0
1975	John Jardine	4	6	1	.409	3	4	1	.438	6	3-2-1	1-4	0-0
1976	John Jardine	5	6	0	.454	3	5	0	.375	T7	4-2	1-4	0-0
1977	John Jardine	5	6	0	.454	3	6	0	.333	8	3-3	2-3	0-0
1978	Dave McClain	5	4	2	.545	3	4	2	.444	6	4-2-1	1-2-1	0-0
1979	Dave McClain	4	7	0	.363	3	5	0	.375	T7	3-3	1-4	0-0
1980	Dave McClain	4	7	0	.363	3	5	0	.375	T6	2-4	2-3	0-0
1981	Dave McClain	7	5	0	.583	6	3	0	.667	T3	5-2	2-2	0-1
1982	Dave McClain	7	5	0	.583	5	4	0	.556	4	4-3	2-2	1-0
1983	Dave McClain	7	4	0	.636	5	4	0	.556	4	4-3	3-1	0-0
1984	Dave McClain	7	4	1	.625	5	3	1	.611	4	4-1	3-2-1	0-1
1985	Dave McClain	5	6	0	.454	2	6	0	.250	8	3-3	2-3	0-0
1986	Jim Hilles	3	9	0	.250	2	6	0	.250	T8	2-4	1-5	0-0
1987	Don Morton	3	8	0	.272	1	7	0	.125	10	3-4	0-4	0-0
1988	Don Morton	1	10	0	.091	1	7	0	.125	T9	1-5	0-5	0-0
1989	Don Morton	2	9	0	.182	1	7	0	.125	9	2-4	0-5	0-0
1990	Barry Alvarez	1	10	0	.091	0	8	0	.000	10	1-6	0-4	0-0
1991	Barry Alvarez	5	6	0	.454	2	6	0	.250	T8	4-3	1-3	0-0
1992	Barry Alvarez	5	6	0	.454	3	5	0	.375	T6	5-1	0-5	0-0
1993	Barry Alvarez	10	1	1	.875	6	1	1	.813	T1	4-0-1	4-1	2-0
1994	Barry Alvarez	7	4	1	.625	4	3	1	.563	4	4-1-1	2-3	1-0
	Totals	485	405	51	.543	252	306	39	.455				

All-time Scores

1889 (0-2)

Coach Alvin Kletsch

N 23 .. *Calumet Club[1] L 0-27
D 14 .. Beloit L 0-4

1893 (4-2)

Coach Parke Davis

O 14 .. *Chicago AA[7] L 0-22
O 21 .. *Lake Forest W 24-0
O 28 .. *Beloit W 18-0
N 4 Michigan W 34-18
N 11 .. Minnesota L 0-40
N 16 .. *Purdue W .. 36-30

1897 (9-1)

Big Ten
Champs

Coach Phil King

O 2 *Lake Forest W 30-0
O 6 *Madison HS[8] W 8-0
O 9 *Rush Medical W 28-0
O 16 .. *UW-Platteville W 20-0
O 23 .. *Madison HS W 29-0
O 30 .. Minnesota W 39-0
N 6 *Beloit W 11-0
N 13 .. Chicago W 25-8
N 20 .. *UW Alumni L 0-6
N 25 .. Northwestern W 22-0
(& — called at half because of rain)

1901 (9-0)

Big Ten
Champs

Coach Phil King

S 28 .. *Milwaukee Medical .. W 26-0
O 5 *Hyde Park (Ill.) HS .. W 62-0
O 12 .. *Beloit[15] W 40-0
O 19 .. *Knox W 23-5
O 26 .. *Kansas W 50-0
N 2 *Nebraska[16] W 18-0
N 9 *Iowa State W 45-0
N 16 .. Minnesota W 18-0
N 28 .. Chicago W 35-0

1890 (1-3)

Coach Ted Mestre

N 1 *UW-Whitewater W .. 106-0
N 15 .. Minnesota L 0-63
N 22 .. *Lake Forest L 6-16
N 26 .. *Northwestern[2] L ... 10-22

1894 (5-2)

Coach H.O. Stickney

O 6 *Chicago AA W 22-4
O 15 .. Purdue[forfeit] L 0-2
O 20 .. Chicago W 30-0
O 27 .. Chicago AA L 4-16
O 29 .. *Iowa W 44-0
N 3 Beloit W 46-0
N 17 .. *Minnesota W 6-0

1898 (9-1)

Coach Phil King

O 1 *Ripon W 52-0
O 5 *Madison HS W 21-0
O 8 *Dixon W 76-0
O 15 .. *Rush Medical W 42-0
O 22 .. *Beloit[10] W 17-0
O 29 .. *Minnesota W 29-0
N 5 *UW Alumni W ... 12-11
N 12 .. Chicago L 0-6
N 19 .. *UW-Whitewater W 22-0
N 24 .. Northwestern W 27-0

1902 (6-3)

Coach Phil King

S 27 .. *Lawrence W 11-0
O 4 *Hyde Park (Ill.) HS .. W 24-5
O 11 .. *Lawrence W 52-0
O 18 .. *Beloit[17] W 52-6
O 25 .. *Kansas W 38-0
N 1 Michigan[18] L 0-6
N 8 *Northwestern W 51-0
N 15 .. Minnesota L 0-11
N 27 .. Chicago L 0-11

1891 (3-1-1)

Coach Herb Alward

O 17 .. Beloit W 40-4
O 24 .. Minnesota L ... 12-26
O 31 .. *Northwestern[3] T 0-0
N 14 .. *Lake Forest W 6-4
N 29 .. *Northwestern[4] W 40-0

1895 (5-2-1)

Coach H.O. Stickney

S 21 .. *Northwestern[8] W 12-6
S 30 .. *Iowa State W 28-6
O 5 *Armour W 32-4
O 12 .. *Lake Forest W 26-5
O 19 .. *Grinnell W 14-4
O 26 .. *Illinois T 10-10
N 2 Chicago L 12-22
N 16 .. Minnesota L ... 10-14

1899 (9-2)

Coach Phil King

S 30 .. *Lake Forest W 45-0
O 6 *Beloit[11] W 36-0
O 14 .. *Northwestern W 38-0
O 21 .. Yale L 0-6
O 28 .. *Rush Medical W 17-0
N 4 *UW Alumni W 17-5
N 11 .. *Illinois[12] W 23-0
N 18 .. Minnesota W 19-0
N 25 .. *Lawrence W 58-0
N 30 .. Michigan[13] W 17-5
D 9 *Chicago L 0-17

1903 (6-3-1)

Coach Art Curtis

O 3 *North Central W 28-0
O 10 .. *Lawrence W 40-7
O 17 .. *Beloit W 87-0
O 21 .. *Osteopaths W 32-0
O 24 .. *Knox W 54-6
O 31 .. *Chicago L 6-15
N 7 *UW-Oshkosh W 52-0
N 14 .. Michigan L 0-16
N 21 .. Northwestern T 6-6
N 26 .. Minnesota L 0-17

1892 (4-3)

Coach Frank Crawford

O 1 *Beloit W 32-4
O 15 .. *Michigan L 6-10
O 19 .. Purdue L 4-32
O 22 .. *Lake Forest[5] W 10-6
O 29 .. *Minnesota L 4-32
N 19 .. Northwestern W 26-6
N 24 .. *Northwestern[6] W 20-6

1896 (7-1-1)

Big Ten
Champs

Coach Phil King

O 10 .. *Lake Forest W 34-0
O 14 .. *Madison HS W 18-0
O 17 .. *Rush Medical W 50-0
O 24 .. *Grinnell W 54-6
O 31 .. Beloit W 6-0
N 7 *Chicago W 24-0
N 21 .. *Minnesota W 6-0
N 26 .. Northwestern T 6-6
D 19 .. Carlisle Indians[9] L 8-18

1900 (8-1)

Coach Phil King

S 29 .. *Ripon W 50-0
O 6 *Chicago P&S W 5-0
O 13 .. *Beloit[14] W 11-0
O 20 .. *Upper Iowa W 64-0
O 27 .. *Grinnell W 45-0
N 3 Minnesota L 5-6
N 10 .. *Notre Dame W 54-0
N 17 .. Chicago W 39-5
N 24 .. *Illinois W 27-0

1904 (5-3)

Coach Art Curtis

O 1 *Fort Sheridan W 45-0
O 8 *Marquette W 33-0
O 15 .. *Notre Dame[19] W 58-0
O 22 .. *Drake W 82-0
O 29 .. *Michigan L 0-28
N 5 *Beloit W 36-0
N 12 .. Minnesota L 0-28
N 24 .. Chicago L 11-18

1905 (8-2)

Coach Phil King

S 23 .. Company [20] W 16-0
 S 30 .. *Northwestern W 49-0
 O 4 *Marquette W 29-0
 O 7 *Lawrence W 34-0
 O 14 .. *Notre Dame[21] W 21-0
 O 21 .. *Chicago L 0-4
 O 28 .. *UW Alumni W 17-0
 N 4 Minnesota W 16-12
 N 11 .. *Beloit W 44-0
 N 18 .. Michigan L 0-12

1909 (3-1-1)

Coach Tom Barry

O 9 *Lawrence W 22-0
 O 23 .. *Indiana W 6-3
 O 30 .. Northwestern W 21-11
 N 13 .. *Minnesota (h) L 6-34
 N 20 .. Chicago T 6-6

1913 (3-3-1)

Coach William Juneau

O 4 *Lawrence W 58-7
 O 11 .. *Marquette W 13-0
 O 18 .. Purdue T 7-7
 O 25 .. *Michigan State L 7-12
 N 1 *Minnesota(h) L 3-21
 N 8 *Ohio State W 12-0
 N 22 .. Chicago L 0-19

1917 (4-2-1)

Coach J.R. Richards

O 6 *Beloit W 34-0
 O 13 .. *Notre Dame T 0-0
 O 20 .. Illinois L 0-7
 O 27 .. *Iowa W 20-0
 N 3 *Minnesota(h) W 10-7
 N 10 .. *Ohio State L 3-16
 N 24 .. Chicago W 18-0

1906 (5-0)

**Big Ten
Champs**

Coach Dr. C.P. Hutchins

O 13 .. *Lawrence W 5-0
 O 20 .. *North Dakota W 10-0
 N 3 *Iowa W 18-4
 N 10 .. Illinois W 16-6
 N 17 .. *Purdue W 29-5

1910 (1-2-2)

Coach Tom Barry

O 8 *Lawrence T 6-6
 O 22 .. Indiana[22] L 3-12
 O 29 .. *Northwestern T 0-0
 N 12 .. Minnesota L 0-28
 N 19 .. *Chicago(h) W 10-0

1914 (4-2-1)

Coach William Juneau

O 3 *Lawrence W 21-0
 O 10 .. *Marquette W 48-0
 O 17 .. *Purdue W 14-7
 O 24 .. Ohio State W 7-6
 O 31 .. *Chicago(h) T 0-0
 N 14 .. Minnesota L 3-14
 N 21 .. Illinois L 9-24

1918 (3-3)

Coach Guy Lowman

O 26 .. *Camp Grant L 0-7
 N 2 *Beloit W 21-0
 N 9 *Illinois(h) L 0-22
 N 16 .. Minnesota L 0-6
 N 23 .. Ohio State W 14-3
 N 28 .. *Michigan State W 7-6

1907 (3-1-1)

Coach Dr. C.P. Hutchins

O 26 .. *Illinois L 4-15
 N 2 Iowa W 6-5
 N 9 *Indiana W 11-8
 N 16 .. Purdue W 12-6
 N 23 .. *Minnesota T 17-17

1911 (5-1-1)

Coach J.R. Richards

O 7 *Lawrence W 15-0
 O 14 .. *Ripon W 24-0
 O 21 .. *Colorado College W 26-0
 O 28 .. Northwestern W 28-3
 N 4 *Iowa W 12-0
 N 18 .. *Minnesota(h) T 6-6
 N 25 .. Chicago L 0-5

1915 (4-3)

Coach William Juneau

O 2 *Lawrence W 82-0
 O 8 *Marquette W 85-0
 O 16 .. Purdue W 28-3
 O 23 .. *Ohio State W 21-0
 O 30 .. Chicago L 13-14
 N 13 .. Illinois L 3-17
 N 20 .. *Minnesota(h) L 3-20

1919 (5-2)

Coach J.R. Richards

O 4 *Ripon W 37-0
 O 11 .. *Marquette W 13-0
 O 18 .. Northwestern W 10-6
 O 25 .. Illinois W 14-10
 N 1 *Minnesota(h) L 7-19
 N 15 .. *Ohio State L 0-3
 N 22 .. Chicago W 10-3

1908 (5-1)

Coach Tom Barry

O 10 .. *Lawrence W 35-0
 O 17 .. Indiana W 16-0
 O 24 .. *UW Freshmen W 24-15
 O 31 .. *Marquette W 9-6
 N 7 Minnesota W 5-0
 N 21 .. *Chicago(h) L 12-18

1912 (7-0)

**Big Ten
Champs**

Coach William Juneau

O 5 *Lawrence W 13-0
 O 12 .. *Northwestern W 56-0
 O 19 .. *Purdue W 41-0
 N 2 *Chicago(h) W .. 30-12
 N 9 *Arkansas W 64-7
 N 16 .. Minnesota W 14-0
 N 23 .. Iowa W .. 28-10

1916 (4-2-1)

Coach Paul Withington

O 7 *Lawrence W 20-0
 O 14 .. *So. Dakota State W 28-3
 O 21 .. *Haskell Indians W 13-0
 O 28 .. *Chicago(h) W 30-7
 N 4 Ohio State L 13-14
 N 18 .. Minnesota L 0-54
 N 25 .. Illinois T 0-0

1920 (6-1)

Coach J.R. Richards

O 2 *Lawrence W 60-0
 O 9 *Michigan State W 27-0
 O 16 .. *Northwestern W 27-7
 O 23 .. Ohio State L 7-13
 N 6 Minnesota W 3-0
 N 13 .. *Illinois(h) W 14-9
 N 20 .. Chicago W 3-0

1921 (5-1-1)

Coach J.R. Richards

O 1	..	*Lawrence	W	28-0
O 8	..	*So. Dakota State	W	24-3
O 15	..	Northwestern	W	27-0
O 22	..	Illinois	W	20-0
O 29	..	*Minnesota(h)	W	35-0
N 12	..	*Michigan	T	7-7
N 19	..	Chicago	L	0-3

1922 (4-2-1)

Coach J.R. Richards

O 7	..	*Carleton	W	41-0
O 14	..	*So. Dakota State	W	20-6
O 21	..	*Indiana	W	20-0
N 4	..	Minnesota	W	14-0
N 11	..	*Illinois(h)	L	0-3
N 18	..	Michigan	L	6-13
N 25	..	Chicago	T	0-0

1923 (3-3-1)

Coach Jack Ryan

O 6	..	*Coe	W	7-3
O 13	..	*Michigan State	W	21-0
O 20	..	Indiana	W	52-0
O 27	..	*Minnesota(h)	T	0-0
N 10	..	Illinois	L	0-10
N 17	..	*Michigan	L	3-6
N 24	..	Chicago	L	6-13

1924 (2-3-3)

Coach Jack Ryan

S 27	..	*No. Dakota State	W	25-0
O 4	..	*Iowa State	W	17-0
O 11	..	*Coe	T	7-7
O 18	..	*Minnesota	T	7-7
O 25	..	Michigan	L	0-21
N 8	..	*Notre Dame	L	3-38
N 15	..	*Iowa(h)	L	7-21
N 22	..	Chicago	T	0-0

1925 (6-1-1)

Coach George Little

O 3	..	*Iowa State	W	30-0
O 10	..	*Franklin	W	35-0
O 17	..	*Michigan(h)	L	0-21
O 24	..	*Purdue	W	7-0
O 31	..	Minnesota	T	12-12
N 7	..	Iowa	W	6-0
N 14	..	*Michigan State	W	21-10
N 21	..	Chicago	W	20-7

1926 (5-2-1)

Coach George Little

O 2	..	*Cornell	W	38-0
O 9	..	*Kansas	W	13-0
O 16	..	Purdue	T	0-0
O 23	..	*Indiana	W	27-2
O 30	..	*Minnesota	L	10-16
N 6	..	Michigan	L	0-37
N 13	..	*Iowa(h)	W	20-10
N 20	..	Chicago	W	14-7

1927 (4-4)

Coach Glenn Thistlethwaite

O 1	..	*Cornell	W	31-6
O 8	..	Kansas	W	26-6
O 15	..	*Michigan	L	0-14
O 22	..	*Purdue	W	12-6
O 29	..	Minnesota	L	7-13
N 5	..	*Grinnell	W	20-2
N 12	..	*Iowa(h)	L	0-16
N 19	..	Chicago	L	0-6

1928 (7-1-1)

Coach Glenn Thistlethwaite

O 6	..	*Notre Dame	W	22-6
O 13	..	*Cornell	W	49-0
O 13	..	*No. Dakota State	W	13-7
O 20	..	Purdue	T	19-19
O 27	..	Michigan	W	7-0
N 3	..	*Alabama	W	15-0
N 10	..	*Chicago(h)	W	25-0
N 17	..	Iowa	W	13-0
N 24	..	*Minnesota	L	0-6

1929 (4-5)

Coach Glenn Thistlethwaite

S 28	..	*Ripon	W	22-0
S 28	..	*So. Dakota State	W	21-0
O 5	..	*Colgate	W	13-6
O 12	..	*Northwestern	L	0-7
O 19	..	Notre Dame[23]	L	0-19
O 26	..	*Iowa	L	0-14
N 2	..	*Purdue(h)	L	0-13
N 9	..	Chicago	W	20-6
N 23	..	Minnesota	L	12-13

1930 (6-2-1)

Coach Glenn Thistlethwaite

O 4	..	*Lawrence	W	53-6
O 4	..	*Carleton	W	28-0
O 11	..	*Chicago	W	34-0
O 18	..	*Pennsylvania(h)	W	27-0
O 25	..	Purdue	L	6-7
N 1	..	Ohio State	T	0-0
N 8	..	*So. Dakota State	W	58-7
N 15	..	Northwestern	L	7-20
N 22	..	*Minnesota	W	14-0

1931 (5-4-1)

Coach Glenn Thistlethwaite

O 3	..	*Bradley	W	33-6
O 3	..	*No. Dakota State	W	12-7
O 10	..	*Auburn	T	7-7
O 17	..	*Purdue	W	21-14
O 24	..	Pennsylvania	L	13-27
O 31	..	Minnesota	L	0-14
N 7	..	Illinois	W	7-6
N 14	..	*Ohio State(h)	L	0-6
N 21	..	Chicago	W	12-7
N 28	..	Michigan	L	0-16

1932 (6-1-1)

Coach Clarence Spears

O 1	..	*Marquette	W	7-2
O 8	..	*Iowa	W	34-0
O 15	..	Purdue	L	6-7
O 22	..	*Coe	W	39-0
O 29	..	Ohio State	T	7-7
N 5	..	*Illinois(h)	W	20-12
N 12	..	*Minnesota	W	20-13
N 19	..	Chicago	W	18-7

1933 (2-5-1)

Coach Clarence Spears

O 7	..	*Marquette	W	19-0
O 14	..	Illinois	L	0-21
O 21	..	Iowa	L	7-26
O 28	..	*Purdue(h)	L	0-14
N 4	..	Chicago	T	0-0
N 11	..	*West Virginia	W	25-6
N 18	..	*Ohio State	L	0-6
N 25	..	Minnesota	L	3-6

1934 (4-4)

Coach Clarence Spears

O 6	..	*Marquette	W	3-0
O 13	..	*So. Dakota State	W	28-7
O 20	..	Purdue	L	0-14
O 27	..	Notre Dame	L	0-19
N 3	..	Northwestern	L	0-7
N 10	..	Michigan	W	10-0
N 17	..	*Illinois(h)	W	7-3
N 24	..	*Minnesota	L	0-34

1935 (1-7)

Coach Clarence Spears

S 28	..	*So. Dakota State	L	6-13
O 5	..	*Marquette	L	0-33
O 12	..	*Notre Dame	L	0-27
O 19	..	*Michigan	L	12-20
O 26	..	Chicago	L	7-13
N 9	..	*Purdue(h)	W	8-0
N 16	..	Northwestern	L	13-32
N 23	..	Minnesota	L	7-33

1936 (2-6)

Coach Harry Stuhldreher

S 26	..	*So. Dakota State	W	24-7
O 3	..	*Marquette	L	6-12
O 10	..	Purdue	L	14-35
O 17	..	Notre Dame	L	0-27
O 31	..	*Chicago(h)	L	6-7
N 7	..	Northwestern	L	18-26
N 14	..	*Cincinnati	W	27-6
N 21	..	*Minnesota	L	0-24

1937 (4-3-1)

Coach Harry Stuhldreher

S 25 .. *So. Dakota State W 32-0
 O 2 *Marquette W 12-0
 O 9 Chicago W 27-0
 O 16 .. *Iowa(h) W 13-6
 O 23 .. Pittsburgh L 0-21
 O 30 .. *Northwestern L 6-14
 N 13 .. *Purdue T 7-7
 N 20 .. Minnesota L 6-13

1941 (3-5)

Coach Harry Stuhldreher

O 4 *Marquette L 7-28
 O 11 .. Northwestern L 14-41
 O 18 .. *Iowa W 23-0
 O 25 .. *Indiana(h) W 27-25
 N 1 *Syracuse L 20-27
 N 8 Ohio State L 34-46
 N 15 .. *Purdue W 13-0
 N 22 .. Minnesota L 6-41

1945 (3-4-2)

Coach Harry Stuhldreher

S 22 .. Great Lakes T 0-0
 S 29 .. *Marquette W .. 40-13
 O 6 *Purdue L 7-13
 O 13 .. Ohio State L 0-12
 O 20 .. *Illinois T 7-7
 N 3 Iowa W 27-7
 N 10 .. *Northwestern(h) L ... 14-28
 N 17 .. Navy[26] L 7-36
 N 24 .. Minnesota W .. 26-12

1949 (5-3-1)

Coach Ivy Williamson

S 24 .. *Marquette W 41-0
 O 1 Illinois T ... 13-13
 O 8 *California L ... 20-35
 O 15 .. *Navy W .. 48-13
 O 22 .. *Ohio State L 0-21
 O 29 .. Indiana W .. 30-14
 N 5 Northwestern W 14-6
 N 12 .. *Iowa(h) W .. 35-13
 N 19 .. Minnesota L 6-14

1938 (5-3)

Coach Harry Stuhldreher

O 1 *Marquette W 27-0
 O 8 Iowa W ... 31-13
 O 15 .. *Pittsburgh L 6-26
 O 22 .. Purdue L 7-13
 O 29 .. *Indiana(h) W 6-0
 N 5 Northwestern W ... 20-13
 N 12 .. UCLA W 14-7
 N 19 .. *Minnesota L 0-21

1942 (8-1-1)

Coach Harry Stuhldreher

S 19 .. *Camp Grant W 7-0
 S 26 .. *Notre Dame T 7-7
 O 3 *Marquette W 35-7
 O 10 .. *Missouri W 17-9
 O 17 .. Great Lakes[24] W 13-7
 O 24 .. Purdue W 13-0
 O 31 .. *Ohio State(h) W ... 17-7
 N 7 Iowa L 0-6
 N 14 .. Northwestern W .. 20-19
 N 21 .. *Minnesota W 20-6

1946 (4-5)

Coach Harry Stuhldreher

S 21 .. *Marquette W 34-0
 S 28 .. California W 28-7
 O 5 Northwestern L 0-28
 O 12 .. *Ohio State W 20-7
 O 19 .. Illinois L 21-27
 N 2 Purdue W .. 24-20
 N 9 *Iowa(h) L 7-21
 N 16 .. Michigan L 6-28
 N 23 .. *Minnesota L 0-6

1950 (6-3)

Coach Ivy Williamson

S 30 .. *Marquette W 28-6
 O 7 Illinois W 7-6
 O 14 .. Iowa W 14-0
 O 21 .. Michigan L ... 13-26
 O 28 .. *Northwestern W ... 14-13
 N 4 *Purdue(h) W 33-7
 N 11 .. Ohio State L ... 14-19
 N 18 .. Pennsylvania L 0-20
 N 25 .. *Minnesota W 14-0

1939 (1-6-1)

Coach Harry Stuhldreher

S 30 .. *Marquette W .. 14-13
 O 7 *Texas L 7-17
 O 14 .. *Indiana L 0-14
 O 21 .. Northwestern L 7-13
 O 28 .. *Iowa L ... 13-19
 N 4 Illinois L 0-7
 N 18 .. *Purdue(h) T 7-7
 N 25 .. Minnesota L 6-23

1943 (1-9)

Coach Harry Stuhldreher

S 18 .. *Marquette L 7-33
 S 25 .. Camp Grant[25] L 7-10
 O 2 Iowa W 7-5
 O 9 *Illinois L 7-25
 O 16 .. *Notre Dame L 0-50
 O 23 .. Indiana L 0-34
 O 30 .. *Purdue L 0-32
 N 6 *Northwestern(h) L ... 0-41
 N 13 .. Michigan L 0-27
 N 20 .. Minnesota L 13-25

1947 (5-3-1)

Coach Harry Stuhldreher

S 27 .. *Purdue W .. 32-14
 O 4 Indiana T 7-7
 O 11 .. *California L 7-48
 O 18 .. Yale W 9-0
 O 25 .. *Marquette W .. 35-12
 N 1 Northwestern W 29-0
 N 8 *Iowa(h) W .. 46-14
 N 15 .. *Michigan L 6-40
 N 22 .. Minnesota L 0-21

1951 (7-1-1)

Coach Ivy Williamson

S 29 .. *Marquette W 22-6
 O 6 Illinois L ... 10-14
 O 13 .. *Ohio State T 6-6
 O 20 .. Purdue W 31-7
 O 27 .. Northwestern W 41-0
 N 3 *Indiana(h) W 6-0
 N 10 .. *Pennsylvania W 16-7
 N 17 .. *Iowa W 34-7
 N 24 .. Minnesota W 30-6

1940 (4-4)

Coach Harry Stuhldreher

O 5 *Marquette W .. 33-19
 O 12 .. Iowa L 12-30
 O 19 .. *Northwestern L 7-27
 O 26 .. Purdue W .. 14-13
 N 2 *Illinois(h) W 13-6
 N 9 Columbia L 6-7
 N 16 .. *Indiana W .. 27-10
 N 23 .. *Minnesota L 13-22

1944 (3-6)

Coach Harry Stuhldreher

S 30 .. Northwestern W 7-6
 O 7 *Marquette W 21-2
 O 14 .. *Ohio State(h) L 7-20
 O 21 .. Notre Dame L 13-28
 O 28 .. *Great Lakes L 12-40
 N 4 Purdue L 0-35
 N 11 .. *Iowa W 26-7
 N 18 .. Michigan L 0-14
 N 25 .. *Minnesota L 26-28

1948 (2-7)

Coach Harry Stuhldreher

S 25 .. *Indiana L 7-35
 O 2 Illinois W .. 20-16
 O 9 California L ... 14-40
 O 16 .. *Yale L 7-17
 O 23 .. Ohio State L ... 32-34
 O 30 .. Iowa L ... 13-19
 N 6 *Northwestern(h) L ... 7-16
 N 13 .. *Marquette W 26-0
 N 20 .. *Minnesota L 0-16

1952 (6-3-1)

Big Ten Champs
Rose Bowl

Coach Ivy Williamson

S 27 .. *Marquette W .. 42-19
 O 4 *Illinois W 20-6
 O 11 .. Ohio State L ... 14-23
 O 18 .. Iowa W ... 42-13
 O 25 .. *UCLA L 7-20
 N 1 Rice W 21-7
 N 8 *Northwestern(h) W ... 24-20
 N 15 .. Indiana W .. 37-14
 N 22 .. *Minnesota T ... 21-21
 J 1 USC[27] L 0-7

1953 (6-2-1)

Coach Ivy Williamson

S 26 .. *Penn State	W ..	20-0
O 3 *Marquette	W ..	13-11
O 9 UCLA	L	0-13
O 17 .. Purdue	W ..	28-19
O 24 .. *Ohio State	L ..	19-20
O 31 .. *Iowa(h)	W ..	10-6
N 7 Northwestern	W ..	34-13
N 14 .. *Illinois	W ..	34-7
N 21 .. Minnesota	T ..	21-21

1954 (7-2)

Coach Ivy Williamson

S 25 .. *Marquette	W ..	52-14
O 2 Michigan State	W ..	6-0
O 9 *Rice	W ..	13-7
O 16 .. *Purdue	W ..	20-6
O 23 .. Ohio State	L ..	14-31
O 30 .. Iowa	L ..	7-13
N 6 *Northwestern(h)	W ..	34-13
N 13 .. Illinois	W ..	27-14
N 20 .. *Minnesota	W ..	27-0

1955 (4-5)

Coach Ivy Williamson

S 24 .. *Marquette	W ..	28-14
O 1 *Iowa	W ..	37-14
O 8 Purdue	W ..	9-0
O 14 .. USC	L ..	21-33
O 22 .. *Ohio State	L ..	16-26
O 29 .. *Michigan State(h)	L ..	0-27
N 5 Northwestern	W ..	41-14
N 12 .. *Illinois	L ..	14-17
N 19 .. Minnesota	L ..	6-21

1956 (1-5-3)

Coach Milt Bruhn

S 29 .. *Marquette	W ..	41-0
O 6 *USC	L ..	6-13
O 13 .. Iowa	L ..	7-13
O 20 .. *Purdue	T	6-6
O 27 .. Ohio State	L ..	0-21
N 3 Michigan State	L ..	0-33
N 10 .. *Northwestern(h)	L ..	7-17
N 17 .. Illinois	T ..	13-13
N 24 .. *Minnesota	T ..	13-13

1957 (6-3)

Coach Milt Bruhn

S 28 .. *Marquette	W ..	60-6
O 5 *West Virginia	W ..	45-13
O 12 .. Purdue	W ..	23-14
O 19 .. Iowa	L ..	7-21
O 26 .. *Ohio State	L ..	13-16
N 2 *Michigan State	L ..	7-21
N 9 Northwestern	W ..	41-12
N 16 .. *Illinois(h)	W ..	24-13
N 23 .. Minnesota	W ..	14-6

1958 (7-1-1)

Coach Milt Bruhn

S 26 .. Miami, Fla.	W ..	20-0
O 4 *Marquette	W ..	50-0
O 11 .. *Purdue	W ..	31-6
O 18 .. *Iowa	L ..	9-20
O 25 .. Ohio State	T ..	7-7
N 1 Michigan State	W ..	9-7
N 8 *Northwestern(h)	W ..	17-13
N 15 .. Illinois	W ..	31-12
N 22 .. *Minnesota	W ..	27-12

1959 (7-3)

Big Ten Champs
Rose Bowl

Coach Milt Bruhn

S 26 .. *Stanford	W ..	16-14
O 3 *Marquette	W ..	44-6
O 10 .. Purdue	L ..	0-21
O 17 .. *Iowa	W ..	25-16
O 24 .. *Ohio State	W ..	12-3
O 31 .. Michigan	W ..	19-10
N 7 Northwestern	W ..	24-19
N 14 .. *Illinois(h)	L ..	6-9
N 21 .. Minnesota	W ..	11-7
J 1 Washington[28]	L ..	8-44

1960 (4-5)

Coach Milt Bruhn

S 24 .. Stanford	W ..	24-7
O 1 *Marquette	W ..	35-6
O 8 *Purdue	W ..	24-13
O 15 .. Iowa	L ..	21-28
O 22 .. Ohio State	L ..	7-34
O 29 .. *Michigan	W ..	16-13
N 5 *Northwestern(h)	L ..	0-21
N 12 .. Illinois	L ..	14-35
N 19 .. *Minnesota	L ..	7-26

1961 (6-3)

Coach Milt Bruhn

S 23 .. *Utah	W ..	7-0
S 30 .. *Michigan State	L ..	0-20
O 7 Indiana	W ..	6-3
O 14 .. *Oregon State	W ..	23-20
O 21 .. Iowa	L ..	15-47
O 28 .. *Ohio State(h)	L ..	21-30
N 11 .. Northwestern	W ..	29-10
N 18 .. *Illinois	W ..	55-7
N 25 .. Minnesota	W ..	23-21

1962 (8-2)

Big Ten Champs
Rose Bowl

Coach Milt Bruhn

S 29 .. *New Mexico St.	W ..	69-13
O 6 *Indiana	W ..	30-6
O 13 .. *Notre Dame	W ..	17-8
O 20 .. *Iowa	W ..	42-14
O 27 .. Ohio State	L ..	7-14
N 3 Michigan	W ..	34-12
N 10 .. *Northwestern(h)	W ..	37-6
N 17 .. Illinois	W ..	35-6
N 24 .. *Minnesota	W ..	14-9
J 1 USC[29]	L ..	37-42

1963 (5-4)

Coach Milt Bruhn

S 21 .. *Western Michigan ...	W ..	41-0
S 28 .. Notre Dame	W ..	14-9
O 12 .. *Purdue	W ..	38-20
O 19 .. Iowa	W ..	10-7
O 26 .. *Ohio State	L ..	10-13
N 2 Michigan State	L ..	13-30
N 9 *Northwestern(h)	W ..	17-14
N 16 .. *Illinois	L ..	7-17
N 28 .. Minnesota	L ..	0-14

1964 (3-6)

Coach Milt Bruhn

S 19 .. *Kansas State	W ..	17-7
S 26 .. *Notre Dame	L ..	7-31
O 10 .. Purdue	L ..	7-28
O 17 .. *Iowa	W ..	31-21
O 24 .. Ohio State	L ..	3-28
O 31 .. *Michigan State(h)	L ..	6-22
N 7 Northwestern	L ..	13-17
N 14 .. Illinois	L ..	0-29
N 21 .. *Minnesota	W ..	14-7

1965 (2-7-1)

Coach Milt Bruhn

S 18 .. *Colorado	T	0-0
S 25 .. *USC	L ..	6-26
O 2 *Iowa	W ..	16-13
O 9 Nebraska	L ..	0-37
O 16 .. Northwestern	W ..	21-7
O 23 .. *Ohio State(h)	L ..	10-20
O 30 .. Michigan	L ..	14-50
N 6 Purdue	L ..	7-45
N 13 .. *Illinois	L ..	0-51
N 20 .. Minnesota	L ..	7-42

1966 (3-6-1)

Coach Milt Bruhn

S 14 .. *Iowa State	W ..	20-10
S 24 .. USC	L ..	3-38
O 1 Iowa	W ..	7-0
O 8 *Nebraska	L ..	3-31
O 15 .. *Northwestern	T	3-3
O 22 .. Ohio State	L ..	13-24
O 29 .. *Michigan	L ..	17-28
N 5 *Purdue(h)	L ..	0-23
N 12 .. Illinois	L ..	14-49
N 19 .. *Minnesota	W ..	7-6

1967 (0-9-1)

Coach John Coatta

S 23 .. Washington	L ..	0-17
S 30 .. *Arizona State	L ..	16-42
O 7 Michigan State	L ..	7-35
O 14 .. *Pittsburgh	L ..	11-13
O 21 .. *Iowa	T ..	21-21
O 28 .. *Northwestern(h)	L ..	13-17
N 4 Indiana	L ..	9-14
N 11 .. Ohio State	L ..	15-17
N 18 .. *Michigan	L ..	14-27
N 25 .. Minnesota	L ..	14-21

1968 (0-10)

Coach John Coatta

S 21 .. Arizona State	L ..	7-55
S 28 .. *Washington	L ..	17-21
O 5 *Michigan State	L ..	0-39
O 12 .. *Utah State	L ..	0-20
O 19 .. Iowa	L ..	0-41
O 26 .. Northwestern	L ..	10-13
N 2 *Indiana(h)	L ..	20-21
N 9 *Ohio State	L ..	8-43
N 16 .. Michigan	L ..	9-34
N 23 .. *Minnesota	L ..	15-23

1969 (3-7)

Coach John Coatta

S 20 .. *Oklahoma	L ...	21-48
S 27 .. *UCLA	L ...	23-34
O 4 *Syracuse	L ...	7-43
O 11 .. *Iowa	W ..	23-17
O 18 .. Northwestern	L	7-27
O 25 .. *Indiana(h)	W ..	36-34
N 1 Michigan	L	7-35
N 8 Ohio State	L	7-62
N 15 .. *Illinois	W ..	55-14
N 22 .. Minnesota	L ...	10-35

1973 (4-7)

Coach John Jardine

S 15 .. *Purdue	L ...	13-14
S 22 .. *Colorado	L ...	25-28
S 29 .. Nebraska	L ...	16-20
O 6 *Wyoming	W ..	37-28
O 13 .. *Ohio State	L	0-24
O 20 .. Michigan	L	6-35
O 27 .. *Indiana(h)	W ..	31-7
N 3 Michigan State	L	0-21
N 10 .. *Iowa	W ..	35-7
N 17 .. *Northwestern	W ..	36-34
N 24 .. Minnesota	L ...	17-19

1977 (5-6)

Coach John Jardine

S 10 .. Indiana	W ..	30-14
S 17 .. *Northern Illinois	W ...	14-3
N 24 .. Oregon	W ..	22-10
O 1 *Northwestern	W ...	19-7
O 8 *Illinois	W ...	26-0
O 15 .. Michigan	L	0-56
O 22 .. *Michigan State(h)	L	7-9
O 29 .. Ohio State	L	0-42
N 5 *Purdue	L	0-22
N 12 .. *Iowa	L	8-24
N 19 .. Minnesota	L	7-13

1981 (7-5)

Garden State Bowl

Coach Dave McClain

S 12 .. *Michigan	W ..	21-14
S 19 .. *UCLA	L ...	13-31
S 26 .. *W. Michigan(h)	W ..	21-10
O 3 *Purdue	W ..	20-14
O 10 .. *Ohio State	W ..	24-21
O 17 .. Michigan State	L ...	14-33
O 24 .. Illinois	L ...	21-23
O 31 .. *Northwestern	W ...	52-0
N 7 Indiana	W ...	28-7
N 14 .. *Iowa	L ...	7-17
N 21 .. Minnesota	W ..	26-21
D 13 .. Tennessee[30]	L ...	21-28

1970 (4-5-1)

Coach John Jardine

S 19 .. Oklahoma	L	7-21
S 26 .. *TCU	T ...	14-14
O 3 *Penn State	W ..	29-16
O 10 .. Iowa	L ...	14-24
O 17 .. *Northwestern	L ...	14-24
O 24 .. Indiana	W ..	30-12
O 31 .. *Michigan(h)	L ...	15-29
N 7 *Ohio State	L	7-24
N 14 .. Illinois	W ..	29-17
N 21 .. *Minnesota	W ..	39-14

1974 (7-4)

Coach John Jardine

S 14 .. Purdue	W ..	28-14
S 21 .. *Nebraska	W ..	21-20
S 28 .. Colorado	L ...	21-24
O 5 *Missouri	W ..	59-20
O 12 .. Ohio State	L ...	7-52
O 19 .. *Michigan	L ...	20-24
O 26 .. Indiana	W ..	35-25
N 2 *Michigan State(h)	L ...	21-28
N 9 .. Iowa	W ..	28-15
N 16 .. Northwestern	W ...	52-7
N 23 .. *Minnesota	W ..	49-14

1978 (5-4-2)

Coach Dave McClain

S 16 .. *Richmond	W	7-6
S 23 .. *Northwestern	W ...	28-7
S 30 .. *Oregon	W ..	22-19
O 7 *Indiana	W ...	34-7
O 14 .. Illinois	T ...	20-20
O 21 .. *Michigan	L ...	0-42
O 28 .. Michigan State	L ...	2-55
N 4 *Ohio State	L ...	14-49
N 11 .. *Purdue(h)	T ...	24-24
N 18 .. Iowa	L ...	24-38
N 25 .. *Minnesota	W ..	48-10

1982 (7-5)

Independence Bowl

Coach Dave McClain

S 11 .. Michigan	L	9-20
S 18 .. *UCLA	L ...	26-51
S 25 .. *Toledo(h)	W ..	36-27
O 2 Purdue	W ...	35-31
O 9 Ohio State	W	6-0
O 16 .. *Michigan State	W ..	24-23
O 23 .. *Illinois	L ...	28-29
O 30 .. *Northwestern	W ..	54-20
N 6 *Indiana	L ...	17-20
N 13 .. Iowa	L ...	14-28
N 20 .. *Minnesota	W ...	24-0
D 11 .. Kansas State[31]	W ...	14-3

1971 (4-6-1)

Coach John Jardine

S 11 ... *Northern Illinois	W ...	31-0
S 18 .. Syracuse	T ...	20-20
S 25 .. *LSU	L ...	28-38
O 2 Northwestern	L ...	11-24
O 9 *Indiana	W ..	35-29
O 16 .. *Michigan State	W ..	31-28
O 23 .. Ohio State	L ...	6-31
O 30 .. Iowa	L ...	16-20
N 6 *Purdue(h)	W ..	14-10
N 13 .. *Illinois	L ...	27-35
N 20 .. Minnesota	L ...	21-23

1975 (4-6-1)

Coach John Jardine

S 13 .. *Michigan	L	6-23
S 20 .. *South Dakota	W ...	48-7
S 27 .. Missouri	L ...	21-28
O 4 *Kansas	L ...	7-41
O 11 .. Purdue	W ..	17-14
O 18 .. Ohio State	L ...	0-56
O 25 .. *Northwestern(h)	W ..	17-14
N 1 *Illinois	W ...	18-9
N 8 Iowa	L ...	28-45
N 15 .. *Indiana	T	9-9
N 22 .. Minnesota	L	3-24

1979 (4-7)

Coach Dave McClain

S 8 Purdue	L ...	20-41
S 15 .. *Air Force	W ...	38-0
S 22 .. *UCLA	L ...	12-37
S 29 .. San Diego State	L ...	17-24
O 6 *Indiana	L	0-3
O 13 .. *Michigan State	W ..	38-29
O 20 .. Ohio State	L ...	0-59
O 27 .. *Iowa(h)	L ...	13-24
N 3 Michigan	L ...	0-54
N 10 .. *Northwestern	W ...	28-3
N 17 .. Minnesota	W ..	42-37

1983 (7-4)

Coach Dave McClain

S 10 .. *Northern Illinois	W ...	37-9
S 17 .. *Missouri	W ..	21-20
S 24 .. *Michigan	L ...	21-38
O 1 Northwestern	W ...	49-0
O 8 *Illinois	L ...	15-27
O 15 .. Minnesota	W ..	56-17
O 22 .. *Indiana(h)	W ...	45-14
O 29 .. Ohio State	L ...	27-45
N 5 *Iowa	L ...	14-34
N 12 .. Purdue	W ...	42-38
N 19 .. *Michigan State	W ...	32-0

1972 (4-7)

Coach John Jardine

S 16 .. *Northern Illinois	W ...	31-7
S 23 .. *Syracuse	W ...	31-7
S 30 .. LSU	L ...	7-27
O 7 *Northwestern	W ..	21-14
O 14 .. Indiana	L ...	7-33
O 21 .. Michigan State	L ...	0-31
O 28 .. *Ohio State	L ...	20-28
N 4 *Iowa(h)	W ..	16-14
N 11 .. Purdue	L ...	6-27
N 18 .. Illinois	L ...	7-27
N 25 .. *Minnesota	L ...	6-14

1976 (5-6)

Coach John Jardine

S 11 ... Michigan	L ...	27-40
S 18 .. *North Dakota	W ...	45-9
S 25 .. *Washington State	W ..	35-26
O 2 Kansas	L ...	24-34
O 9 *Purdue	L ...	16-18
O 16 .. *Ohio State	L ...	20-30
O 23 .. Northwestern	W ..	28-25
O 30 .. Illinois	L ...	25-31
N 6 *Iowa(h)	W ..	38-21
N 13 .. Indiana	L ...	14-15
N 20 .. *Minnesota	W ..	26-17

1980 (4-7)

Coach Dave McClain

S 13 .. *Purdue	L	6-12
S 20 .. *Brigham Young	L	3-28
S 27 .. UCLA	L ...	0-35
O 4 *San Diego State(h)	W ..	35-12
O 11 .. Indiana	L ...	0-24
O 18 .. Michigan State	W ...	17-7
O 25 .. *Ohio State	L ...	0-21
N 1 Iowa	L ...	13-22
N 8 *Michigan	L	0-24
N 15 .. Northwestern	W ..	39-19
N 22 .. *Minnesota	W ...	25-7

1984 (7-4-1)

Hall of Fame Bowl

Coach Dave McClain

S 8 *No. Illinois	W ...	27-14
S 15 .. Missouri	W ...	35-34
S 22 .. Michigan	L ...	14-20
S 29 .. *Northwestern	W ...	31-16
O 6 Illinois	L ...	6-22
O 13 .. *Minnesota(h)	L ...	14-17
O 20 .. Indiana	W ...	20-16
O 27 .. *Ohio State	W ...	16-14
N 3 Iowa	T ...	10-10
N 10 .. *Purdue	W ...	30-13
N 17 .. Michigan State	W ...	20-10
D 29 .. Kentucky[32]	L ...	19-20

1985 (5-6)

Coach Dave McClain

S 14 .. *Northern Illinois W .. 38-17
 S 21 .. *UNLV W .. 26-23
 S 28 .. Wyoming W .. 41-17
 O 5 .. Michigan L 6-33
 O 12 .. *Iowa L 13-23
 O 19 .. *Northwestern L 14-17
 O 26 .. Illinois L 25-38
 N 2 .. *Indiana(h) W 31-20
 N 9 .. Minnesota L 18-27
 N 16 .. Ohio State W 12-7
 N 23 .. *Michigan State L 7-41

1986 (3-9)

Coach Jim Hilles

S 6 .. Hawaii L 17-20
 S 13 .. *Northern Illinois W 35-20
 S 20 .. UNLV L 7-17
 S 27 .. *Wyoming L 12-21
 O 4 .. *Michigan L 17-34
 O 11 .. Iowa L 6-17
 O 18 .. Northwestern W 35-27
 O 25 .. *Illinois(h) W 15-9
 N 1 .. Indiana L 7-21
 N 8 .. *Minnesota L 20-27
 N 15 .. *Ohio State L 17-30
 N 22 .. Michigan State L 13-23

1987 (3-8)

Coach Don Morton

S 12 .. *Hawaii W 28-7
 S 19 .. *Utah L 28-31
 S 26 .. *Ball State W 30-13
 O 3 .. Michigan L 0-49
 O 10 .. *Iowa L 10-31
 O 17 .. Illinois L 14-16
 O 24 .. *Northwestern(h) L 24-27
 O 31 .. Purdue L 14-49
 N 7 .. *Ohio State W 26-24
 N 14 .. Minnesota L 19-22
 N 21 .. *Michigan State L 9-30

1988 (1-10)

Coach Don Morton

S 3 .. *Western Michigan ... L ... 14-24
 S 17 .. *Northern Illinois L 17-19
 S 24 .. Miami, Fla. L 3-23
 O 1 .. *Michigan L 14-62
 O 8 .. Iowa L 6-31
 O 15 .. *Illinois L 6-34
 O 22 .. Northwestern L 14-35
 O 29 .. *Purdue(h) L 6-9
 N 5 .. Ohio State L 12-34
 N 12 .. *Minnesota W 14-7
 N 19 .. Michigan State L 0-36

1989 (2-9)

Coach Don Morton

S 9 .. *Miami, Fla. L 3-51
 S 16 .. *Toledo W 23-10
 S 23 .. California L 14-20
 O 7 .. Michigan L 0-24
 O 14 .. *Iowa L 24-31
 O 21 .. *Northwestern(h) W 35-31
 O 28 .. Illinois L 9-32
 N 4 .. Minnesota L 22-24
 N 11 .. *Indiana L 17-45
 N 18 .. Ohio State L 22-42
 N 25 .. *Michigan State L 3-31

1990 (1-10)

Coach Barry Alvarez

S 8 .. *California L 12-28
 S 15 .. *Ball State W 24-7
 S 22 .. *Temple L 18-24
 O 6 .. *Michigan L 3-41
 O 13 .. Iowa L 10-30
 O 20 .. Northwestern L 34-44
 O 27 .. *Illinois(h) L 3-21
 N 3 .. *Minnesota L 3-21
 N 10 .. Indiana L 7-20
 N 17 .. *Ohio State L 10-35
 N 24 .. Michigan State L 9-14

1991 (5-6)

Coach Barry Alvarez

S 14 .. *Western Illinois W 31-13
 S 21 .. *Iowa State W 7-6
 S 28 .. *E. Michigan W 21-6
 O 5 .. Ohio State L 16-31
 O 12 .. *Iowa L 6-10
 O 19 .. Purdue L 7-28
 O 26 .. *Indiana (h) L 20-28
 N 2 .. Illinois L 6-22
 N 9 .. *Michigan State L 7-20
 N 16 .. Minnesota W 19-16
 N 23 .. *Northwestern W 32-14

1992 (5-6)

Coach Barry Alvarez

S 12 .. Washington L 10-27
 S 19 .. *Bowling Green St. ... W ... 39-18
 S 26 .. *Northern Illinois W ... 18-17
 O 3 .. *Ohio State W 20-16
 O 10 .. Iowa L 22-23
 O 17 .. *Purdue (h) W 19-16
 O 24 .. Indiana L 3-10
 O 31 .. *Illinois L 12-13
 N 7 .. Michigan State L 10-26
 N 14 .. *Minnesota W 34-6
 N 21 .. Northwestern L 25-27

1993 (10-1-1)

Big Ten Champs
Rose Bowl

Coach Barry Alvarez

S 4 .. *Nevada W 53-17
 S 11 .. SMU W 24-16
 S 18 .. *Iowa State W 28-7
 S 25 .. Indiana W 27-15
 O 9 .. *Northwestern (h) W 53-14
 O 16 .. Purdue W 42-28
 O 23 .. Minnesota L 21-28
 O 30 .. *Michigan W 13-10
 N 6 .. *Ohio State T 14-14
 N 11 .. Illinois W 35-10
 D 4 .. Michigan St.[33] W 41-20
 J 1 .. UCLA[34] W 21-16

1994 (7-4-1)

Hall of Fame
Bowl

Coach Barry Alvarez

S 10 .. *E. Michigan W 56-0
 S 17 .. Colorado L 17-55
 S 24 .. *Indiana W 62-13
 O 1 .. Michigan St. L 10-29
 O 8 .. Northwestern W 46-14
 O 15 .. *Purdue T 27-27
 O 22 .. *Minnesota (h) L 14-17
 O 29 .. Michigan W 31-19
 N 5 .. Ohio State L 3-24
 N 12 .. *Cincinnati W 38-17
 N 19 .. *Illinois W 19-13
 J 2 .. Duke[35] W 34-20

* — home game
(h) — homecoming

- Neutral game sites
 [1-8, 10-12, 14-17, 19, 21] Milwaukee
 [9] Chicago Coliseum
 [13, 18] Chicago
 [20] Marinette, Wis.
 [22] Indianapolis
 [23-24] Soldier Field
 [25] Rockford, Ill.
 [26] Baltimore
 [27-29, 34] Pasadena, Calif.
 [30] East Rutherford, N.J.
 [31] Shreveport, La.
 [32] Birmingham, Ala.
 [33] Tokyo, Japan
 [35] Tampa, Fla.

Series Scores

Colorado

Wisconsin trails 0-3-1

At Madison: 0-1-1
 At Boulder: 0-2
 Alvarez vs. CU: 0-1
 Neuheisel vs. UW: 0-0

1965* T 0-0
 1973* L 25-28
 1974 L 21-24
 1994 L 17-55

Illinois

Wisconsin trails 26-33-6

At Madison: 15-15-3
 At Milwaukee: 1-0
 At Champaign: 10-18-3
 Alvarez vs. UI: 2-3
 Tepper vs. UW: 1-2

1895* T 10-10
 1899^ W 23-0
 1900* W 27-0
 1906 W 16-6
 1907* L 4-15
 1914* L 9-24
 1915 L 3-17
 1916* T 0-0
 1917 L 0-7
 1918* L 0-22
 1919 W 14-10
 1920* W 14-9
 1921 W 20-0
 1922* L 0-3
 1923 L 0-10
 1931 W 7-6
 1932* W 20-12
 1933 L 0-21
 1934* W 7-3
 1939 L 0-7
 1940* W 13-6
 1943* L 7-25
 1945* T 7-7
 1946 L 21-27
 1948* W 20-16
 1949 T 13-13
 1950 W 7-6
 1951 L 10-14
 1952* W 20-6
 1953* W 34-7
 1954 W 27-14
 1955* L 14-17
 1956 T 13-13
 1957* W 24-13
 1958 W 31-12
 1959* L 6-9
 1960 L 14-35
 1961* W 55-7
 1962 W 35-6
 1963* L 7-17

1964 L 0-29
 1965* L 0-51
 1966 L 14-49
 1969* W 55-14
 1970 W 29-17
 1971* L 27-35
 1972 L 7-27
 1975* W 18-9
 1976 L 25-31
 1977* W 26-0
 1978 T 20-20
 1981 L 21-23
 1982* L 28-29
 1983* L 15-27
 1984 L 6-22
 1985 L 25-38
 1986* W 15-9
 1987 L 14-16
 1988* L 6-34
 1989 L 9-32
 1990* L 3-21
 1991 L 6-22
 1992* L 12-13
 1993 W 35-10
 1994* W 19-13

^ — Milwaukee

Indiana

Wisconsin leads 27-16-2

At Madison: 16-6-1
 At Bloomington: 11-9-1
 At Indianapolis: 0-1
 Alvarez vs. IU: 2-3
 Mallory vs. UW: 4-7

1907* W 11-8
 1908 W 16-0
 1909* W 6-3
 1910^ L 3-12
 1922* W 20-0
 1923 W 52-0
 1926* W 27-2
 1938* W 6-0
 1939 L 0-14
 1940* W 27-10
 1941* W 27-25
 1943 L 0-34
 1947 T 7-7
 1948* L 7-35
 1949 W 30-14
 1951* W 6-0
 1952 W 37-14
 1961 W 6-3
 1962* W 30-6
 1967 L 9-14
 1968* L 20-21
 1969* W 36-34
 1970 W 30-12
 1971* W 35-29
 1972 L 7-33
 1973* W 31-7
 1974 W 35-25

1975* T 9-9
 1976 L 14-15
 1977 W 30-14
 1978* W 34-7
 1979* L 0-3
 1980 L 0-24
 1981 W 28-7
 1982* L 17-20
 1983* W 45-14
 1984 W 20-16
 1985* W 31-20
 1986 L 7-21
 1989* L 17-45
 1990 L 7-20
 1991* L 20-28
 1992 L 3-10
 1993 W 27-15
 1994* W 62-13

^ — Indianapolis

Iowa

Series tied 34-34-2

At Madison: 22-14-1
 At Iowa City: 12-20-1
 Alvarez vs. UI: 0-3
 Fry vs. UW: 13-0-1

1894* W 44-0
 1906* W 18-4
 1907 W 6-5
 1911* W 12-0
 1912 W 28-10
 1917* W 20-0
 1924* L 7-21
 1925 W 6-0
 1926* W 20-10
 1927* L 0-16
 1928 W 13-0
 1929* L 0-14
 1932* W 34-0
 1933 L 7-26
 1937* W 13-6
 1938 W 31-13
 1939* L 13-19
 1940 L 12-30
 1941* W 23-0
 1942 L 0-6
 1943 W 7-5
 1944* W 26-7
 1945 W 27-7
 1946* L 7-21
 1947* W 46-14
 1948 L 13-19
 1949* W 35-13
 1950 W 14-0
 1951* W 34-7
 1952 W 42-13
 1953* W 10-6
 1954 L 7-13
 1955* W 37-4
 1956 L 7-13
 1957 L 7-21

1958* L 9-20
 1959* W 25-16
 1960 L 21-28
 1961 L 15-47
 1962* W 42-14
 1963 W 10-7
 1964* W 31-21
 1965* W 16-13
 1966 W 7-0
 1967* T 21-21
 1968 L 0-41
 1969* W 23-17
 1970 L 14-24
 1971 L 16-20
 1972* W 16-14
 1973* W 35-7
 1974 W 28-15
 1975 L 28-45
 1976* W 38-21
 1977* L 8-24
 1978 L 24-38
 1979* L 13-24
 1980 L 13-22
 1981* L 7-17
 1982 L 14-28
 1983* L 14-34
 1984 T 10-10
 1985* L 13-23
 1986 L 6-17
 1987* L 10-31
 1988 L 6-31
 1989* L 24-31
 1990 L 10-30
 1991* L 6-10
 1992 L 22-23

Michigan

Wisconsin trails 10-41-1

At Madison: 3-18-1
 At Ann Arbor: 6-22
 At Chicago: 1-1
 Alvarez vs. UM: 2-1
 Moeller vs. UW: 1-3-1

1892* L 6-10
 1893 W 34-18
 1899^ W 17-5
 1902^ L 0-6
 1903 L 0-16
 1904* L 0-28
 1905 L 0-12
 1921* T 7-7
 1922 L 6-13
 1923* L 3-6
 1924 L 0-21
 1925* L 0-21
 1926 L 0-37
 1927* W 0-14
 1928 L 7-0
 1931 L 0-16
 1934 W 10-0

1935*	L	12-20
1943	L	0-27
1944	L	0-14
1946	L	6-28
1947*	L	6-40
1950	L	13-26
1959	W	19-10
1960*	W	16-13
1962	W	34-12
1965	L	14-50
1966*	L	17-28
1967*	L	14-27
1968	L	9-34
1969	L	7-35
1970*	L	15-29
1973	L	6-35
1974*	L	20-24
1975*	L	6-23
1976	L	27-40
1977	L	0-56
1978*	L	0-42
1979	L	0-54
1980*	L	0-24
1981*	W	21-14
1982	L	9-20
1983*	L	21-38
1984	L	14-20
1985	L	6-33
1986*	L	17-34
1987	L	0-49
1988*	L	14-62
1989	L	0-24
1990*	L	3-41
1993*	W	13-10
1994	W	31-19

^ — Chicago



Mike Thompson broke nearly every UW record for tackles for loss and quarterback sacks in a career.

1937	L	6-13
1938*	L	0-21
1939	L	6-23
1940*	L	13-22
1941	L	6-41
1942*	W	20-6
1943	L	13-25
1944*	L	26-28
1945*	W	26-12
1946*	L	0-6
1947	L	0-21
1948*	L	0-16
1949	L	6-14
1950*	W	14-0
1951	W	30-6
1952*	T	21-21
1953	T	21-21
1954*	W	27-0
1955	L	6-21
1956*	T	13-13
1957	W	14-6
1958*	W	27-12
1959	W	11-7
1960*	L	7-26
1961	W	23-21
1962*	W	14-9
1963	L	0-14
1964*	W	14-7
1965	L	7-42
1966*	L	7-6
1967	L	14-21
1968*	L	15-23
1969	L	10-35
1970*	W	39-14
1971	L	21-23
1972*	L	6-14
1973	L	17-19
1974*	W	49-14
1975	L	3-24
1976*	L	26-17
1977	L	7-13
1978*	W	48-10
1979	W	42-37
1980*	W	25-7
1981	W	26-21
1982*	W	24-0
1983	W	56-17
1984*	L	14-17
1985	L	18-27
1986*	L	20-27
1987	L	19-22
1988*	W	14-7
1989	L	22-24
1990*	L	3-21
1991	W	19-16
1992*	W	34-6
1993	L	21-28
1994*	L	14-17

Michigan State

Wisconsin trails 13-24

At Madison: 8-11
 At E. Lansing: 4-13
 At Tokyo: 1-0
 Alvarez vs. MSU: 1-4
 Saban vs. UW: 0-0

1913*	L	7-12
1918*	W	7-6
1920*	W	27-0
1923*	W	21-0
1925*	W	21-0
1954	W	6-0
1955*	L	0-27
1956	L	0-33
1957*	L	7-21
1958	W	9-7
1961*	L	0-20
1963	L	13-30
1964*	L	6-22
1967	L	7-35
1968*	L	0-39
1971*	W	31-28
1972	L	0-31
1973	L	0-21
1974*	L	21-28
1977*	L	7-9
1978	L	2-55
1979*	W	38-29
1980	W	17-7
1981	L	14-33
1982*	W	24-23

1983*	W	32-0
1984	W	20-10
1985	L	7-41
1986	L	13-23
1987*	L	9-30
1988	L	0-36
1989*	L	3-31
1990	L	9-14
1991*	L	7-20
1992	L	10-26
1993^	W	41-20
1994	L	10-29

^ — Tokyo

Minnesota

Wisconsin trails 39-57-8

At Madison: 24-22-6
 At Minneapolis: 15-35-2
 Alvarez vs. UM: 2-3
 Wacker vs. UW: 2-1

1890	L	0-63
1891	L	12-26
1892*	L	4-32
1893	L	0-40
1894*	W	6-0
1895	L	10-14
1896*	W	6-0
1897	W	39-0
1898*	W	29-0
1899	W	19-0

1900	L	5-6
1901*	W	18-0
1902	L	0-11
1903*	L	0-17
1904	L	0-28
1905*	W	16-12
1907*	T	17-17
1908	W	5-0
1909*	L	6-34
1910	L	0-28
1911*	T	6-6
1912	W	14-0
1913*	L	3-21
1914	L	3-14
1915*	L	3-20
1916	L	0-54
1917*	W	10-7
1918	L	0-6
1919*	L	7-19
1920	W	3-0
1921*	W	35-0
1922	W	14-0
1923*	T	0-0
1924*	T	7-7
1925	T	12-12
1926*	L	10-16
1927	L	7-13
1928*	L	0-6
1929	L	12-13
1930*	W	14-0
1931	L	0-14
1932*	W	20-13
1933	L	0-14
1934*	L	3-6
1935	L	7-33
1936*	L	0-24

Northwestern

Wisconsin leads 50-27-5

At Madison: 21-12-2
 At Evanston: 26-14-1
 At Milwaukee: 3-1-1
 At Chicago: 0-0-1
 Alvarez vs. NU: 3-2
 Barnett vs. UW: 1-2

1890^	L	10-22
1891^	T	0-0
1891^	W	40-0

1892 W	26-6
1892 [^] W	20-6
1895 [^] W	12-6
1896 T	6-6
1897 W	22-0
1898 W	47-0
1899 [*] W	38-0
1902 [*] W	51-0
1903 ⁺ T	6-6
1909 W	21-11
1910 [*] T	0-0
1911 W	28-3
1912 [*] W	56-0
1919 W	10-6
1920 [*] W	27-7
1921 W	27-0
1929 [*] L	0-7
1930 L	7-20
1934 L	0-7
1935 L	13-32
1936 L	18-26
1937 [*] L	6-14
1938 W	20-13
1939 L	7-13
1940 [*] L	7-27
1941 L	14-41
1942 W	20-19
1943 [*] L	0-41
1944 W	7-6
1945 [*] L	14-28
1946 L	0-28
1947 W	29-0
1948 [*] L	7-16
1949 W	14-6
1950 [*] W	14-13
1951 W	41-0
1952 [*] W	24-20
1953 W	34-13
1954 [*] W	34-13
1955 W	41-14
1956 [*] L	7-17
1957 W	41-12
1958 [*] W	17-13
1959 W	24-19
1960 [*] L	0-21
1961 W	29-10
1962 [*] W	37-6
1963 [*] W	17-14
1964 L	13-17
1965 W	21-7
1966 [*] T	3-3
1967 [*] L	13-17
1968 L	10-13
1969 L	7-27
1970 [*] L	14-24
1971 L	11-24
1972 [*] W	21-14
1973 [*] W	36-34
1974 W	52-7
1975 [*] W	17-14
1976 W	28-25
1977 [*] W	19-7
1978 W	28-7
1979 [*] W	28-3
1980 W	39-19
1981 [*] W	52-0
1982 [*] W	54-20
1983 W	49-0
1984 [*] W	31-16
1985 [*] L	14-17
1986 W	35-27
1987 [*] L	24-27
1988 L	14-35
1989 [*] W	35-31
1990 L	34-44

1991 [*] W	32-14
1992 L	25-27
1993 [*] W	53-14
1994 W	46-14

[^] — Milwaukee
⁺ — Chicago

Ohio State

Wisconsin trails 13-46-5

At Madison: 9-21-2
 At Columbus: 4-25-3
 Alvarez vs. OSU: 1-3-1
 Cooper vs. UW: 5-1-1

1913 [*] W	12-0
1914 W	7-6
1915 [*] W	21-0
1916 L	13-14
1917 [*] L	3-16
1918 W	14-3
1919 [*] L	0-3
1920 L	7-13
1930 T	0-0
1931 [*] L	0-6
1932 T	7-7
1933 [*] L	0-6
1941 L	34-46
1942 [*] W	17-7
1944 [*] L	7-20
1945 L	0-12
1946 [*] W	20-7
1948 L	32-34
1949 [*] L	0-21
1950 L	14-19
1951 [*] T	6-6
1952 L	14-23
1953 [*] L	19-20
1954 L	14-31
1955 [*] L	16-26
1956 L	0-21
1957 [*] L	13-16
1958 T	7-7
1959 [*] W	12-3
1960 L	7-34
1961 [*] L	21-30
1962 L	7-14
1963 [*] L	10-13
1964 L	3-28
1965 [*] L	10-20
1966 L	13-24
1967 L	15-17
1968 [*] L	8-43
1969 L	7-62
1970 [*] L	7-24
1971 L	6-31
1972 [*] L	20-28
1973 [*] L	0-24
1974 L	7-52
1975 L	0-56
1976 [*] L	20-30
1977 L	0-42
1978 [*] L	14-49
1979 L	0-59
1980 L	0-21
1981 [*] W	24-21
1982 W	6-0
1983 L	27-45
1984 [*] W	16-14
1985 W	12-7
1986 [*] L	17-30

1987 [*] W	26-24
1988 L	12-34
1989 L	22-42
1990 [*] L	10-35
1991 L	16-31
1992 [*] W	20-16
1993 [*] T	14-14
1994 L	3-24

Penn State

Wisconsin leads 2-0

At Madison: 2-0
 Alvarez vs. PSU: 0-0
 Paterno vs. UW: 0-1

1953 [*] W	20-0
1970 [*] W	29-16

Purdue

Wisconsin leads 33-25-8

At Madison: 19-10-5
 At W. Lafayette: 14-15-3
 Alvarez vs. PU: 2-1-1
 Colletto vs. UW: 1-2-1

1892 L	4-32
1893 [*] W	36-30
1894 L	0-2
1906 [*] W	29-5
1907 W	12-6
1912 [*] W	41-0
1913 T	7-7
1914 [*] W	14-7
1915 W	28-3
1925 [*] W	7-0
1926 T	0-0
1927 [*] W	12-6
1928 T	19-19
1929 [*] L	0-13
1930 L	6-7
1931 [*] W	21-14
1932 L	6-7
1933 [*] L	0-14
1934 L	0-14
1935 [*] W	8-0
1936 L	14-35
1937 [*] T	7-7
1938 L	7-13
1939 [*] T	7-7
1940 W	14-13
1941 [*] W	13-0
1942 W	13-0
1943 [*] L	0-32
1944 L	0-35
1945 [*] L	7-13
1946 W	24-20
1947 [*] W	32-14
1950 [*] W	33-7
1951 W	31-7
1953 W	28-19
1954 [*] W	20-6
1955 W	9-0
1956 [*] T	6-6
1957 W	23-14
1958 [*] W	31-6
1959 L	0-21
1960 [*] W	24-13
1963 [*] W	38-20

1964 L	7-28
1965 L	7-45
1966 [*] L	0-23
1971 [*] W	14-10
1972 L	6-27
1973 [*] L	13-14
1974 W	28-14
1975 W	17-14
1976 [*] L	16-18
1977 [*] L	0-22
1978 [*] T	24-24
1979 L	20-41
1980 [*] L	6-12
1981 [*] W	20-14
1982 W	35-31
1983 W	42-38
1984 [*] W	30-13
1987 L	14-49
1988 [*] L	6-9
1991 L	7-28
1992 [*] W	19-16
1993 W	42-28
1994 [*] T	27-27

SMU

Wisconsin leads 1-0

At Dallas: 1-0
 Alvarez vs. SMU: 1-0
 Rossley vs. UW: 0-1

1993 W	24-16
------	---------	-------

Stanford

Wisconsin leads 2-0

At Madison: 1-0
 At Stanford: 1-0
 Alvarez vs. Stanford: 0-0
 Willingham vs. UW: 0-0

1959 [*] W	16-14
1960 W	24-7

The Last Time ...

Individual Statistics

200 yards rushing
 300 yards rushing
 3 TDs rushing
 300 yards passing
 400 yards passing
 3 TDs passing
 3 field goals
 4 field goals
 100 yards receiving
 200 yards receiving
 3 TDs receiving
 2 interceptions
 20 tackles

Scoring Plays

punt return for TD
 kickoff return for TD
 interception return for TD
 fumble return for TD
 blocked punt for TD
 blocked PAT return for score
 scored a safety

Team Statistics

scored 40 points
 scored 50 points
 had a shutout
 300 yards rushing
 400 yards passing
 500 yards total offense

The Last Time UW ...

beat a ranked team
 beat the No. 1-ranked team
 was ranked in AP top 10
 was ranked in AP top 25
 was ranked in *USA Today* top 10
 was ranked in *USA Today* top 25

Wisconsin

Terrell Fletcher (241) vs. Duke, 1995
 Billy Marek (304) vs. Minnesota, 1974
 Terrell Fletcher vs. Northwestern, 1994
 Darrell Bevell (423) at Minnesota, 1993
 Darrell Bevell (423) at Minnesota, 1993
 Darrell Bevell vs. Cincinnati, 1994
 Rich Thompson vs. Purdue, 1992
 Rich Thompson vs. Purdue, 1992
 Tony Simmons (132) vs. Illinois, 1994
 Al Toon (252) at Purdue, 1983
 Pat Richter vs. Illinois, 1961
 Eric Unverzagt vs. Michigan, 1994
 Gary Casper (22) vs. Indiana, 1991

Wisconsin

Troy Vincent (90) vs. W. Illinois, 1991
 Fred Owens (96) vs. Illinois, 1989
 Jeff Messenger (19) vs. Duke, 1995
 Carlos Fowler (24) vs. Illinois, 1992
 Korey Manley (34) vs. Indiana, 1991
 never
 vs. NU (Lundy tackled in end zone), 1994

Wisconsin

vs. Northwestern (46-14), 1994
 vs. Indiana (62-13), 1994
 vs. Eastern Michigan (56-0), 1994
 vs. Northwestern (394), 1994
 at Minnesota (423 yards), 1993
 vs. Purdue (554), 1994

Opponent

Tico Duckett (216) of Michigan State, 1991
 Anthony Thompson (377) of Indiana, 1989
 Rashaan Salaam (4) of Colorado, 1994
 Spence Fischer (314) of Duke, 1995
 Tony Eason (479) of Illinois, 1982
 Elvis Grbac of Michigan, 1990
 Chris Gardner of Michigan State, 1994
 John Langeloh of Michigan St., 1988
 Bill Khayat (109) of Duke, 1995
 Bart Burrell (200) of Purdue, 1980
 Alan Dick of Indiana, 1971
 Marlon Kerner of Ohio State, 1994
 Mike Higgins (20) of N. Illinois, 1988

Opponent


Willie Lindsey (3) of Northw., 1991
 Seth Smith (100) of Michigan, 1994
 Jeff Rosga (55) of Minnesota, 1993
 Willie Lindsey (41) of Northw., 1990
 William Morris (10) of Illinois, 1993
 Lance Brown (28) of Indiana, 1993
 at Ill. (illegal punt from end zone), 1991

Opponent

by Colorado (17-55), 1994
 by Colorado (17-55), 1994
 at Michigan (24-0), 1989
 by Iowa (346 yards), 1990
 by Illinois (479 yards), 1982
 vs. UCLA (500 yards), 1994

UW 34, (#25) Duke 20, on 1/2/95
 UW 21, (#1) Michigan 14 on 9/12/81
 No. 10 on Sept. 11, 1994
 No. 23 on Oct. 9, 1994
 No. 10 on Sept. 11, 1994
 No. 20 on Oct. 9, 1994


Opponents



Kicker John Hall was named honorable mention all-Big Ten by the media in 1994.

Colorado

SEPTEMBER 2 @ 7 P.M.



SCHOOL FACTS

Location: Boulder, CO
Enrollment: 26,000
Nickname: Buffaloes
Colors: Silver, Gold & Black
Conference: Big Eight
Facility: Folsom Field
Capacity: 51,748

COACHING STAFF

Head Coach: Rick Neuheisel
Alma Mater: UCLA '84
Office: (303) 492-5330
At Colorado: first year
Career: first year

SPORTS INFORMATION


SID: David Plati
Office: (303) 492-5626
Fax: (303) 492-3811
Assistant: Colleen Reilly
Assistant: Matt Finnigan

SQUAD INFORMATION

1994 overall: 11-1
1994 Big Eight: 6-1 (2nd)
Offense: Multiple
Defense: 4-3
Lettermen returning: 37
Lettermen lost: 20
Starters returning: 12
Starters lost: 10

SERIES RECORD

All-time: CU leads 3-0-1
At Madison: CU leads 1-0-1
At Boulder: CU leads 2-0
Series scores on page 211



Kerry Hicks

Buffalo Top Returnees

Rushing: Herchell Troutman (49 att., 244 yards, 8 TD); **Passing:** Koy Detmer (10-of-19, 171 yards, 2 TD); **Receiving:** Phil Savoy (17 rec., 283 yards, 1 TD); **Tackles:** Matt Russell (63 solo, 42 asst., 105 total)

Series Notes

Wisconsin and Colorado have met on the gridiron just four times, and the Buffaloes own a 3-0-1 advantage ... the schools battled to a scoreless tie at Madison in 1965 ... Colorado won the other contest in Camp Randall Stadium, a 28-25 victory in 1973 ... the Badgers are 19-11-1 all-time vs. teams from the Big Eight ... Alvarez is 0-1 vs. Colorado ... Neuheisel, a Madison native, has never faced the Badgers as a head coach.

Top Performers vs. Colorado

Rushing: Ken Starch (10 att., 149 yards in 1974); **Passing:** Chuck Burt (9-of-19, 161 yards in 1965); **Receiving:** Louis Jung (11 rec., 92 yards in 1965)

1994 Results (11-1)

Sept. 3	NE Louisiana	W	48-13
Sept. 17	Wisconsin	W	55-17
Sept. 24	@Michigan	W	27-26
Oct. 1	@Texas	W	34-31
Oct. 8	@Missouri	W	38-23
Oct. 15	Oklahoma	W	45-7
Oct. 22	Kansas State	W	35-21
Oct. 29	@Nebraska	L	7-24
Nov. 5	Oklahoma State	W	17-3
Nov. 12	@Kansas	W	51-26
Nov. 19	Iowa State	W	41-20
Jan. 2	*Notre Dame	W	41-24

* — Fiesta Bowl

1995 Schedule

Sept. 2: @Wisconsin, **9:** Colorado State, **16:** NE Louisiana, **23:** Texas A&M, **30:** @Oklahoma; **Oct. 7:** Kansas; **21:** @Iowa State, **28:** Nebraska, **Nov. 4:** @Oklahoma State, **11:** Missouri, **18:** @Kansas State

Buffalo Headquarters

Sheraton Inn
 706 John Nolen Drive
 Madison, WI
 (608) 251-2300

At Stanford

SEPTEMBER 16 @ 5:30 P.M.



SCHOOL FACTS

Location: Stanford, CA
Enrollment: 6,556
Nickname: Cardinal
Colors: Cardinal & White
Conference: Pacific-10
Stadium: Stanford
Capacity: 85,500

COACHING STAFF

Head Coach: Tyrone Willingham
Alma Mater: Michigan State '77
Office: (415) 723-5665
At Stanford: first year
Career: first year

SPORTS INFORMATION


SID: Gary Migdol
Office: (415) 723-4418
Fax: (415) 725-2957
Director: Steve Raczynski
Director: Bob Vazquez

SQUAD INFORMATION

1994 overall: 3-7-1
1994 Pac-10: 2-6 (T7th)
Offense: Multiple
Defense: 4-3
Lettermen returning: 47
Lettermen lost: 20
Starters returning: 14
Starters lost: 8

SERIES RECORD

All-time: UW leads 2-0
At Madison: UW leads 1-0
At Stanford: UW leads 1-0
Series scores on page 213



Brian Manning

Cardinal Top Returnees

Rushing: Anthony Bookman (129 att., 577 yards, 7 TD); **Passing:** Mark Butterfield (5-of-11, 72 yards, 0 TD); **Receiving:** Brian Manning (46 rec., 899 yards, 5 TD); **Tackles:** Mike Hall (50 solo, 25 asst., 75 total)

Series Notes

Wisconsin won both previous encounters against Stanford ... the Badgers won at Madison (16-14) in 1959 and followed with a 24-7 decision the next season at Stanford ... Wisconsin is 9-24 all-time against teams in the Pacific-10 Conference ... the Badgers last encounter against the Pacific-10 was the 21-16 Rose Bowl win over UCLA two years ago ... Alvarez and Willingham have never coached against each other.

Top Performers vs. Stanford

Rushing: Tom Wiesner (20 att., 94 yards in 1959); **Passing:** Ron Miller (16-of-25, 161 yards in 1960); **Receiving:** Pat Richter (7 rec., 75 yards in 1960)

1994 Results (3-7-1)

Sept. 10	@Northwestern	T	41-41
Sept. 17	San Jose State	W	51-20
Sept. 24	Arizona	L	10-34
Oct. 1	@Notre Dame	L	15-34
Oct. 8	@Arizona St.	L	35-36
Oct. 15	USC	L	20-27
Oct. 22	@Oregon St.	W	35-29
Oct. 29	@UCLA	L	30-31
Nov. 5	Washington	W	46-28
Nov. 12	Oregon	L	21-55
Nov. 19	@California	L	23-24

1995 Schedule

Sept. 2: @San Jose State, **9:** @Utah, **16:** Wisconsin, **23:** @Oregon, **Oct. 7:** @Arizona State, **14:** Washington, **21:** UCLA, **28:** Oregon State, **Nov. 4:** @USC, **11:** @Washington State, **18:** California

Badger Headquarters

Marriott
 2700 Mission College Boulevard
 Santa Clara, CA
 (408) 988-1500

Southern Methodist

SEPTEMBER 23 @ 1 P.M.



SCHOOL FACTS

Location: Dallas, TX
Enrollment: 5,247
Nickname: Mustangs
Colors: Red & Blue
Conference: Southwest
Facility: Cotton Bowl
Capacity: 68,252

COACHING STAFF

Head Coach: Tom Rossley
Alma Mater: Cincinnati '69
Office: (214) 768-3667
At SMU: 9-32-3 (4 yrs.)
Career: 9-32-3 (4 yrs.)

SPORTS INFORMATION


SID: Ed Wisneski
Office: (214) 768-2883
Home: (214) 328-0048
Fax: (214) 768-2044
Assistant: Jon Jackson

SQUAD INFORMATION

1994 overall: 1-9-1
1994 SWC: 0-6-1 (7th)
Offense: Multiple run-and-shoot
Defense: Multiple
Lettermen returning: 38
Lettermen lost: 18
Starters returning: 13
Starters lost: 9

SERIES RECORD

All-time: UW leads 1-0
At Madison: never played
At Dallas: UW leads 1-0
Series scores on page 213



Ramon Flanigan

Mustang Top Returnees

Rushing: Ramon Flanigan (182 att., 502 yards, 12 TD); **Passing:** Ramon Flanigan (168-of-312, 1,869 yards, 6 TD); **Receiving:** James Whitmore (29 rec., 363 yards, 1 TD); **Tackles:** Chris Bordano (72 solo, 39 asst., 111 total)

Series Notes

Wisconsin and SMU have faced each other on the gridiron just once previously, a 24-16 Badger victory in 1993 ... a 13-point rally by the Badgers broke their nine-game losing streak in night games ... it was Wisconsin's first non-conference road win since 1985 ... Alvarez is 1-0 against both SMU and the Southwest Conference ... Rossley is 0-1 vs. Wisconsin.

Top Performers vs. SMU

Rushing: Brent Moss (27 att., 181 yards in 1993); **Passing:** Darrell Bevell (18-of-26, 198 yards in 1993); **Receiving:** Lee DeRamus (7 rec., 112 yards in 1993)

1994 Results (1-9-1)

Sept. 3	@Arkansas	L	14-34
Sept. 10	@UCLA	L	10-17
Sept. 17	New Mexico	W	34-31
Sept. 24	@Texas Tech	L	7-35
Oct. 1	North Carolina	L	24-28
Oct. 8	@Baylor	L	10-44
Oct. 15	Houston	L	33-39
Oct. 22	@Texas	L	20-42
Oct. 29	Texas A&M	T	21-21
Nov. 5	@Rice	L	10-17
Nov. 12	TCU	L	14-35

1995 Schedule

Sept. 2: Arkansas, 9: Navy, 16: @Oklahoma, 23: @Wisconsin, 30: Texas, **Oct. 14:** @Texas A&M; **21:** @Houston, **28:** Rice, **Nov. 4:** @TCU, **11:** Baylor, **18:** Texas Tech

Mustang Headquarters

Sheraton Inn
 706 John Nolen Drive
 Madison, WI
 (608) 251-2300

At Penn State

SEPTEMBER 30 @ 4:45 P.M.



SCHOOL FACTS

Location: University Park, PA
Enrollment: 31,421
Nickname: Nittany Lions
Colors: Blue & White
Conference: Big Ten
Stadium: Beaver
Capacity: 93,967

COACHING STAFF

Head Coach: Joe Paterno
Alma Mater: Brown '50
Office: (814) 865-0411
At PSU: 269-69-3 (29 yrs.)
Career: 269-69-3 (29 yrs.)

SPORTS INFORMATION


SID: Jeff Nelson
Office: (814) 865-1757
Home: (814) 234-1411
Fax: (814) 863-3165
Assistant: Jeff Brewer

SQUAD INFORMATION

1994 overall: 12-0
1994 Big Ten: 8-0 (1st)
Offense: Multiple
Defense: Multiple
Lettermen returning: 42
Lettermen lost: 21
Starters returning: 11
Starters lost: 11

SERIES RECORD

All-time: UW leads 2-0
At Madison: UW leads 2-0
At Univ. Park: never played
Series scores on page 213



Bobby Engram

Nittany Lion Top Returnees

Rushing: Mike Archie (52 att., 303 yards, 5 TD); **Passing:** Wally Richardson (16-of-33, 177 yards, 0 TD); **Receiving:** Bobby Engram (52 rec., 1,029 yards, 7 TD); **Tackles:** Brian Miller (45 solo, 15 asst., 60 total)

Series Notes

The schools have met just twice previously on the gridiron and Wisconsin won both games ... the Badgers opened the 1953 campaign with a 20-0 victory, and the UW added a 29-16 victory in 1970 ... Alvarez has never faced Penn State as a head coach but is 2-3 against the Nittany Lions while on the Iowa and Notre Dame staffs ... Paterno lost his only previous meeting vs. Wisconsin.

Top Performers vs. Penn St.

Rushing: Alan Ameche (28 att., 115 yards in 1953); **Passing:** Neil Graff (8-of-14, 220 yards in 1970); **Receiving:** Larry Mialik (3 rec., 142 yards in 1970)

1994 Results (12-0)

Sept. 3	@Minnesota	W	56-3
Sept. 10	USC	W	38-14
Sept. 17	Iowa	W	61-21
Sept. 24	Rutgers	W	55-27
Oct. 1	@Temple	W	48-21
Oct. 15	@Michigan	W	31-24
Oct. 29	Ohio State	W	63-14
Nov. 5	@Indiana	W	35-29
Nov. 12	@Illinois	W	35-31
Nov. 19	Northwestern	W	45-17
Nov. 26	Michigan St.	W	59-31
Jan. 2	*Oregon	W	38-20

*—Rose Bowl

1995 Schedule

Sept. 9: Texas Tech, **16:** Temple, **23:** @Rutgers, **30:** Wisconsin, **Oct. 7:** Ohio State; **14:** @Purdue, **21:** @Iowa, **28:** Indiana, **Nov. 4:** @Northwestern, **18:** Michigan, **25:** @Michigan State

Badger Headquarters

Holiday Inn
 1450 S. Atherton Street
 State College, PA
 (814) 238-3001

Ohio State

OCTOBER 14 @ 1 P.M.



SCHOOL FACTS

Location: Columbus, OH
Enrollment: 49,542
Nickname: Buckeyes
Colors: Scarlet & Gray
Conference: Big Ten
Stadium: Ohio
Capacity: 89,841

COACHING STAFF

Head Coach: John Cooper
Alma Mater: Iowa State '62
Office: (614) 292-7620
At OSU: 54-26-4 (7 yrs.)
Career: 136-66-6 (18 yrs.)

SPORTS INFORMATION


SID: Steve Snapp
Office: (614) 292-6861
Home: (614) 538-1817
Fax: (614) 292-8547
Assistant: Bob Goldring

SQUAD INFORMATION

1994 overall: 9-4
1994 Big Ten: 6-2 (2nd)
Offense: I with variations
Defense: 4-3
Lettermen returning: 33
Lettermen lost: 16
Starters returning: 14
Starters lost: 8

SERIES RECORD

All-time: OSU leads 46-13-5
At Madison: OSU leads 21-9-2
At Columbus: OSU leads 25-4-3
Series scores on page 213



Bobby Hoying

Buckeye Top Returnees

Rushing: Eddie George (276 att., 1,442 yards, 12 TD); **Passing:** Bobby Hoying (170-of-301, 2,335 yards, 19 TD); **Receiving:** Buster Tillman (33 rec., 455 yards, 2 TD); **Tackles:** Matt Finkes (39 solo, 32 asst., 71 total)

Series Notes

Ohio State has a 46-13-5 advantage in the series, although the margin is just 7-6-1 since 1981 ... Wisconsin won four of five meetings between 1981-85, the best stretch by the Badgers in series history ... Bucky has a 4-2-1 mark vs. OSU in Camp Randall Stadium since 1981 ... Alvarez is 1-3-1 vs. Ohio State, and Cooper is 5-1-1 vs. Wisconsin ... Alvarez is 1-1-1 against Ohio State in Madison.

Top Performers vs. Ohio St.

Rushing: Marck Harrison (31 att., 203 yards in 1984); **Passing:** Randy Wright (23-of-39, 319 yards in 1983); **Receiving:** Thad McFadden (3 rec., 108 yards in 1983)

1994 Results (9-4)

Aug. 29	Fresno State	W	34-10
Sept. 10	@Washington	L	16-25
Sept. 17	Pittsburgh	W	27-3
Sept. 24	Houston	W	52-0
Oct. 1	@Northwestern	W	17-15
Oct. 8	Illinois	L	10-24
Oct. 15	@Michigan St.	W	23-7
Oct. 22	Purdue	W	48-14
Oct. 29	@Penn State	L	14-63
Nov. 5	Wisconsin	W	24-3
Nov. 12	@Indiana	W	32-17
Nov. 19	Michigan	W	22-6
Jan. 2	*Alabama	L	17-24

*—CompUSA Florida Citrus Bowl

1995 Schedule

Aug. 27: Boston College, **Sept. 16:** Washington, **23:** @Pittsburgh, **30:** Notre Dame, **Oct. 7:** @Penn State; **14:** @Wisconsin, **21:** Purdue, **28:** Iowa, **Nov. 11:** Illinois, **18:** Indiana, **25:** @Michigan

Buckeye Headquarters

Sheraton Inn
 706 John Nolen Drive
 Madison, WI
 (608) 251-2300

At Northwestern

OCTOBER 21 @ 1 P.M.



SCHOOL FACTS

Location: Evanston, IL
Enrollment: 7,400
Nickname: Wildcats
Colors: Purple & White
Conference: Big Ten
Stadium: Dyche
Capacity: 49,256

COACHING STAFF

Head Coach: Gary Barnett
Alma Mater: Missouri '69
Office: (708) 491-7274
At NU: 8-24-1 (3 yrs.)
Career: 16-35-2 (5 yrs.)

SPORTS INFORMATION


SID: Brad Hurlbut
Office: (708) 491-7503
Fax: (708) 491-8818
Assistant: Lisa Juscik

SQUAD INFORMATION

1994 overall: 3-7-1
1994 Big Ten: 2-6 (10th)
Offense: I-back spread
Defense: 3-4
Lettermen returning: 32
Lettermen lost: 16
Starters returning: 13
Starters lost: 9

SERIES RECORD

All-time: UW leads 50-27-5
At Madison: UW leads 21-12-2
At Evanston: UW leads 26-14-1
At Milwaukee: UW leads 3-1-1
At Chicago: tied at 0-0-1
Series scores on page 212-13



William Bennett

Wildcat Top Returnees

Rushing: Darnell Autry (120 att., 556 yards, 1 TD); **Passing:** Steve Schnur (61-of-117, 899 yards, 4 TD); **Receiving:** Darren Drexler (13 rec., 225 yards, 1 TD); **Tackles:** Danny Sutter (75 solo, 45 asst., 120 total)

Series Notes

Wisconsin has beaten Northwestern more times (50) than any other foe ... the schools have split their last 10 meetings, but the Badgers registered 13 consecutive wins prior to that ... Wisconsin has won the previous three meetings in Madison and has averaged 40 points per game in those encounters ... Barry Alvarez is 3-2 vs. Northwestern, and Gary Barnett is 1-2 against Wisconsin.

Top Performers vs. Northwestern

Rushing: Billy Marek (29 att., 230 yards in 1974); **Passing:** Tony Lowery (21-of-31, 355 yards in 1990); **Receiving:** Tim Ware (7 rec., 193 yards in 1990)

1994 Results (3-7-1)

Sept. 3	Notre Dame	L	15-42
Sept. 10	Stanford	T	41-41
Sept. 17	@Air Force	W	14-10
Oct. 1	Ohio State	L	15-17
Oct. 8	Wisconsin	L	14-46
Oct. 15	@Minnesota	W	37-31
Oct. 22	@Indiana	W	20-7
Oct. 29	Illinois	L	7-28
Nov. 5	Michigan St.	L	17-35
Nov. 12	@Iowa	L	13-49
Nov. 19	@Penn State	L	17-45

1995 Schedule

Sept. 2: @Notre Dame, **Sept. 16:** Miami (Ohio), **23:** Air Force, **30:** Indiana, **Oct. 7:** @Michigan, **14:** @Minnesota, **21:** Wisconsin, **28:** @Illinois, **Nov. 4:** Penn State, **11:** Iowa, **18:** @Purdue

Badger Headquarters

North Shore Hilton
 9599 Skokie Boulevard
 Evanston, IL
 (708) 679-7000

Michigan State

OCTOBER 28 @ 1 P.M.

S

SCHOOL FACTS

Location: East Lansing, MI
Enrollment: 39,743
Nickname: Spartans
Colors: Green & White
Conference: Big Ten
Stadium: Spartan
Capacity: 72,000

COACHING STAFF

Head Coach: Nick Saban
Alma Mater: Kent State '73
Office: (517) 355-1647
At MSU: first year
Career: 9-2 (1 year)

SPORTS INFORMATION

SID: Ken Hoffman
Office: (517) 355-2271
Fax: (517) 353-9636
Assistant: John Farina

SQUAD INFORMATION

1994 overall: 5-6
1994 Big Ten: 4-4 (T5th)
Offense: Pro-Set
Defense: 4-3
Lettermen returning: 38
Lettermen lost: 19
Starters returning: 10
Starters lost: 12

SERIES RECORD

All-time: MSU leads 24-13
At Madison: MSU leads 11-8
At E. Lansing: MSU leads 13-4
At Tokyo: UW leads 1-0
Series scores on page 212



Tony Banks

Spartan Top Returnees

Rushing: Duane Goulbourne (214 att., 930 yards, 8 TD); **Passing:** Tony Banks (145-of-238, 2,040 yards, 11 TD); **Receiving:** Scott Greene (42 rec., 452 yards, 3 TD); **Tackles:** Ike Reese (64 solo, 28 asst., 92 total)

Series Notes

Wisconsin has faced Michigan State just 37 times, the fewest of any league foe except Penn State ... MSU leads the series 24-13, including an 11-8 edge in Madison ... the Badgers' 41-20 win in Tokyo clinched the 1993 Big Ten title and a berth in the Rose Bowl ... that win broke an eight-game Michigan State winning streak ... Alvarez is 1-4 vs. Michigan State, and Saban has never faced Wisconsin.

Top Performers vs. Michigan State

Rushing: Brent Moss (27 att., 173 yards in 1994); **Passing:** Randy Wright (21-of-35, 259 yards in 1983); **Receiving:** Al Toon (10 rec., 149 yards in 1983)

1994 Results (5-6)

Sept. 10	@Kansas	L	10-17
Sept. 17	Notre Dame	L	20-21
Sept. 24	Miami (OH)	W	45-10
Oct. 1	Wisconsin	W	29-10
Oct. 8	@Michigan	L	20-40
Oct. 15	Ohio State	L	7-23
Oct. 22	@Iowa	L	14-19
Oct. 29	Indiana	W	27-21
Nov. 5	@Northwestern	W	35-17
Nov. 12	Purdue	W	42-30
Nov. 19	@Penn State	L	31-59

1995 Schedule

Sept. 9: Nebraska, **16:** @Louisville, **23:** @Purdue, **30:** Boston College, **Oct. 7:** Iowa, **14:** @Illinois, **21:** Minnesota, **28:** @Wisconsin, **Nov. 4:** Michigan, **11:** @Indiana, **25:** Penn State

Spartan Headquarters

Sheraton Inn
 706 John Nolen Drive
 Madison, WI
 (608) 251-2300

At Purdue

NOVEMBER 4 @ NOON



SCHOOL FACTS

Location: West Lafayette, IN
Enrollment: 34,484
Nickname: Boilermakers
Colors: Old Gold & Black
Conference: Big Ten
Stadium: Ross-Ade
Capacity: 67,861

COACHING STAFF

Head Coach: Jim Colletto
Alma Mater: UCLA '67
Office: (317) 494-3220
At PU: 13-29-2 (4 yrs.)
Career: 30-67-3 (9 yrs.)

SPORTS INFORMATION


SID: Mark Adams
Office: (317) 494-3200
Home: (317) 463-0102
Fax: (317) 494-5447
Assistant: Steve Allen

SQUAD INFORMATION

1994 overall: 4-5-2
1994 Big Ten: 2-4-2 (T8th)
Offense: I formation
Defense: 4-3
Lettermen returning: 50
Lettermen lost: 14
Starters returning: 17
Starters lost: 5

SERIES RECORD

All-time: UW leads 33-25-8
At Madison: UW leads 19-10-5
At W. Lafayette: PU leads 15-14-3
Series scores on page 213



Mike Alstott

Boilermaker Top Returnees

Rushing: Mike Alstott (202 att., 1,188 yards, 14 TD); **Passing:** Rick Trefzger (74-of-131, 1,137 yards, 3 TD); **Receiving:** Mike Alstott (23 rec., 298 yards, 0 TD); **Tackles:** Aaron Hall (72 solo, 37 asst., 109 total)

Series Notes

A tie last season was the eighth in the series ... Bucky has tied Purdue (along with Minnesota) more than any other foe ... the Badgers are undefeated (2-0-1) in the last three meetings ... since 1974, the visiting team has a better record in the series ... Wisconsin is 5-3 at PU, and the Boilers are 4-3-2 in Madison ... Alvarez is 2-1-1 vs. Purdue, and Colletto is 1-2-1 against Wisconsin.

Top Performers vs. Purdue

Rushing: Marck Harrison (38 att., 225 yards in 1984); **Passing:** Randy Wright (16-of-33, 317 yards in 1983); **Receiving:** Al Toon (8 rec., 252 yards in 1983)

1994 Results (4-5-2)

Sept. 10	Toledo	W	51-17
Sept. 17	Ball State	W	49-21
Sept. 24	@Notre Dame	L	21-39
Oct. 1	@Illinois	W	22-16
Oct. 8	Minnesota	W	49-37
Oct. 15	@Wisconsin	T	27-27
Oct. 22	@Ohio State	L	14-48
Oct. 29	Iowa	T	21-21
Nov. 5	Michigan	L	23-45
Nov. 12	@Michigan St.	L	30-42
Nov. 19	Indiana	L	29-33

1995 Schedule

Sept. 2: @West Virginia, **9:** Notre Dame, **23:** Michigan State, **30:** Ball State, **Oct. 7:** @Minnesota, **14:** Penn State, **21:** @Ohio State, **Nov. 4:** Wisconsin, **11:** @Michigan, **18:** Northwestern, **24:** @Indiana

Badger Headquarters

Radisson Hotel
 4343 State Road, 26 East
 Lafayette, IN
 (317) 447-0575

At Minnesota

NOVEMBER 11 @ 6 P.M.



SCHOOL FACTS

Location: Minneapolis, MN
Enrollment: 38,000
Nickname: Golden Gophers
Colors: Maroon & Gold
Conference: Big Ten
Facility: Metrodome
Capacity: 63,669

COACHING STAFF

Head Coach: Jim Wacker
Alma Mater: Valparaiso '60
Office: (612) 624-6004
At UM: 9-24-0 (3 yrs.)
Career: 49-82-2 (12 yrs.)

SPORTS INFORMATION


SID: Marc Ryan
Office: (612) 625-4090
Home: (612) 722-4504
Fax: (612) 625-0359
Assistant: Bill Crumley

SQUAD INFORMATION

1994 overall: 3-8
1994 Big Ten: 1-7 (11th)
Offense: One-back
Defense: 4-3
Lettermen returning: 39
Lettermen lost: 22
Starters returning: 12
Starters lost: 10

SERIES RECORD

All-time: UM leads 57-39-8
At Madison: UW leads 24-22-6
At Minneapolis: UM leads 35-15-2
Series scores on page 212



Chris Darkins

Golden Gopher Top Returnees

Rushing: Chris Darkins (277 att., 1,443 yards, 11 TD); **Passing:** Cory Sauter (9-of-21, 80 yards, 0 TD); **Receiving:** Johnny Woodson (28 rec., 326 yards, 0 TD); **Tackles:** Justin Conzemius (70 solo, 43 asst., 113 total)

Series Notes

The Badgers and Golden Gophers have met on the gridiron more times (104) than any other adversaries ... the winner of the game receives the Paul Bunyan Axe ... the schools have divided 22 games since 1973 ... there have been three consecutive two-game winning streaks (two by Minnesota) in the series since '89 ... Alvarez is 2-3 vs. Minnesota, and Wacker is 2-1 against Wisconsin.

Top Performers vs. Minnesota

Rushing: Billy Marek (43 att., 304 yards in 1974); **Passing:** Darrell Bevell (31-of-48, 432 yards in 1993); **Receiving:** Lee DeRamus (9 rec., 156 yards in 1993)

1994 Results (3-8)

Sept. 3	Penn State	L	3-56
Sept. 10	Pacific	W	33-7
Sept. 17	San Diego St.	W	40-17
Sept. 24	@Kansas State	L	0-35
Oct. 1	@Indiana	L	14-25
Oct. 8	@Purdue	L	37-49
Oct. 15	Northwestern	L	31-37
Oct. 22	@Wisconsin	W	17-14
Nov. 5	Illinois	L	17-21
Nov. 12	@Michigan	L	22-38
Nov. 19	Iowa	L	42-49

1995 Schedule

Sept. 16: Ball State, **23:** @Syracuse, **30:** Arkansas State, **Oct. 7:** Purdue, **14:** Northwestern, **21:** @Michigan State, **28:** @Michigan, **Nov. 4:** Ohio State, **11:** Wisconsin, **18:** @Illinois, **25:** @Iowa

Badger Headquarters

Marriott
 2020 E. 79th Street
 Bloomington, MN
 (612) 854-7441

Iowa

NOVEMBER 18 @ 1 P.M.



SCHOOL FACTS

Location: Iowa City, IA
Enrollment: 28,000
Nickname: Hawkeyes
Colors: Old Gold & Black
Conference: Big Ten
Stadium: Kinnick
Capacity: 70,397

COACHING STAFF

Head Coach: Hayden Fry
Alma Mater: Baylor '51
Office: (319) 335-8945
At Iowa: 116-69-6 (16 yrs.)
Career: 205-158-10 (33 yrs.)

SPORTS INFORMATION


SID: Phil Haddy
Office: (319) 335-9411
Home: (319) 351-3012
Fax: (319) 335-9417
Assistant: Steve Roe

SQUAD INFORMATION

1994 overall: 5-5-1
1994 Big Ten: 3-4-1 (7th)
Offense: Multiple
Defense: 5-2
Lettermen returning: 41
Lettermen lost: 21
Starters returning: 12
Starters lost: 10

SERIES RECORD

All-time: Tied 34-34-2
At Madison: UW leads 22-14-1
At Iowa City: UI leads 20-12-1
Series scores on page 211



Sedrick Shaw

Hawkeye Top Returnees

Rushing: Sedrick Shaw (170 att., 1,002 yards, 7 TD); **Passing:** Ryan Driscoll (78-of-154, 1,018 yards, 3 TD); **Receiving:** Scott Slutzker (27 rec., 379 yards, 2 TD); **Tackles:** Bobby Diaco (67 solo, 49 asst., 116 total)

Series Notes

These state schools have split 70 prior meetings ... Wisconsin has never trailed in the series after winning the first six encounters ... A tie in 1984 is the only game Iowa has failed to win vs. the UW since 1976 ... The schools have not met for two years ... Wisconsin and Iowa have, however, protected each other on future Big Ten schedules to guarantee continuous meetings in the future ... Alvarez is 0-3 vs. Iowa, and Fry is 13-0-1 vs. UW.

Top Performers vs. Iowa

Rushing: Billy Marek (34 att., 206 yards in 1974); **Passing:** Randy Wright (25-of-54, 325 yards in 1983); **Receiving:** Dave Howard (6 rec., 147 yards in 1955)

1994 Results (5-5-1)

Sept. 3	C. Michigan	W	52-21
Sept. 10	Iowa State	W	37-9
Sept. 17	@Penn State	L	21-61
Sept. 24	@Oregon	L	18-40
Oct. 1	Michigan	L	14-29
Oct. 8	Indiana	L	20-27
Oct. 15	@Illinois	L	7-47
Oct. 22	Michigan St.	W	19-14
Oct. 29	@Purdue	T	21-21
Nov. 12	Northwestern	W	49-13
Nov. 19	@Minnesota	W	49-42

1995 Schedule

Sept. 9: Northern Iowa, 16:
 @Iowa State, 30: New Mexico State,
Oct. 7: @Michigan State, 14: Indiana,
 21: Penn State, 28: @Ohio State, Nov.
 4: Illinois, 11: @Northwestern, 18:
 @Wisconsin, 25: Minnesota

Hawkeye Headquarters

Holiday Inn East Towne
 4402 E. Washington
 Madison, WI
 (608) 244-4703

Illinois

NOVEMBER 25 @ 1 P.M.



SCHOOL FACTS

Location: Champaign, IL
Enrollment: 36,000
Nickname: Fighting Illini
Colors: Orange & Blue
Conference: Big Ten
Facility: Memorial
Capacity: 70,904

COACHING STAFF

Head Coach: Lou Tepper
Alma Mater: Rutgers '67
Office: (217) 333-1400
At UI: 18-17-1 (3 yrs.)
Career: 18-17-1 (3 yrs.)

SPORTS INFORMATION

SID: Mike Pearson
Office: (217) 333-1391
Home: (217) 344-5355
Fax: (217) 333-5540
Assistant: Kent Brown

SQUAD INFORMATION

1994 overall: 7-5
1994 Big Ten: 4-4 (T5th)
Offense: Pro-style
Defense: Multiple-reduction
Lettermen returning: 33
Lettermen lost: 25
Starters returning: 11
Starters lost: 11

SERIES RECORD

All-time: UI leads 33-26-6
At Madison: Tied 15-15-3
At Champaign: UI leads 18-10-3
At Milwaukee: UW leads 1-0
Series scores on page 211



Simeon Rice

Illini Top Returnees

Rushing: Ty Douthard (179 att., 765 yards, 9 TD); **Passing:** Johnny Johnson (198-of-333, 2,495 yards, 19 TD); **Receiving:** Jason Dulick (52 rec., 550 yards, 6 TD); **Tackles:** Tyrone Washington (61 solo, 32 asst., 93 total)

Series Notes

The Badgers' win last season gave Wisconsin back-to-back triumphs over the Fighting Illini for the first time since 1969-70 ... it also earned Bucky a Hall of Fame Bowl berth and sent Illinois to the Liberty Bowl ... UW last won three straight over Illinois between 1952-54 ... prior to the Badgers' two-game streak, Illinois had won 11 of 12 meetings ... Alvarez is 2-3 against Illinois, and Tepper is 1-2 vs. Wisconsin.

Top Performers vs. Illinois

Rushing: Billy Marek (39 att., 189 yards in 1975); **Passing:** Mike Howard (16-of-28, 248 yards in 1984); **Receiving:** Pat Richter (9 rec., 170 yards in 1961)

1994 Results (7-5)

Sept. 1	Washington St.	L	9-10
Sept. 10	Missouri	W	42-0
Sept. 17	No. Illinois	W	34-10
Oct. 1	Purdue	L	16-22
Oct. 8	@Ohio State	W	24-10
Oct. 15	Iowa	W	47-7
Oct. 22	Michigan	L	14-19
Oct. 29	@Northwestern	W	28-7
Nov. 5	@Minnesota	W	21-17
Nov. 12	Penn State	L	31-35
Nov. 19	@Wisconsin	L	13-19
Dec. 31	*East Carolina	W	30-0

*—Liberty Bowl

1995 Schedule

Sept. 2: Michigan, **9:** @Oregon, **16:** Arizona, **23:** East Carolina, **Oct. 7:** @Indiana, **14:** Michigan State, **28:** Northwestern, **Nov. 4:** @Iowa, **11:** @Ohio State, **18:** Minnesota, **25:** @Wisconsin

Fighting Illini Headquarters

Radisson Inn
 517 Grand Canyon Drive
 Madison, WI
 (608) 833-0100

'95 Bowl Schedule

Builder's Square Alamo Bowl
Dec. 28, 1995 at 7 p.m. (ESPN)
Alamodome
San Antonio, TX
Big 12 (4th) vs. Big Ten (4th)

Carquest Bowl
Dec. 30, 1995 at 6:30 p.m. (Raycom)
Joe Robbie Stadium
Fort Lauderdale, FL
Big East (3rd) vs. SEC (5th) or ACC (4th)

CompUSA Florida Citrus Bowl
January 1, 1996 at 12 p.m. (ABC)
Florida Citrus Bowl Stadium
Orlando, FL
Big Ten (2nd) vs. SEC (2nd)

Cotton Bowl Classic
January 1, 1996 at 12:30 p.m. (CBS)
Cotton Bowl
Dallas, TX
Big 12 (2nd) vs. WAC (1st) or Pac-10 (2nd)

Federal Express Orange Bowl
January 1, 1996 at 7 p.m. (CBS)
Orange Bowl Stadium
Miami, FL
Coalition: 3rd and 5th choice

Fiesta Bowl
January 2, 1996 at 7 p.m. (CBS)
Sun Devil Stadium
Tempe, AZ
Coalition: 1st and 2nd choice

Freedom Bowl
December 28, 1995 at 8 p.m. (Raycom)
Anaheim Stadium
Anaheim, CA
To be announced

Gator Bowl
January 1, 1996 at 12 p.m. (TBA)
Gator Bowl
Jacksonville, FL
ACC (2nd) vs. Big East (2nd)

Plymouth Holiday Bowl
December 29, 1995 at 7 p.m. (ESPN)
San Diego Jack Murphy Stadium
San Diego, CA
Big 12 vs. WAC or Pac-10

Jeep Eagle Aloha Bowl
December 25, 1995 at 2:30 p.m. (ABC)
Aloha Stadium
Honolulu, HI
Big 12 (5th) vs. At-large

Las Vegas Bowl
December 14, 1995 at 8 p.m. (ESPN)
Sam Boyd Silver Bowl
Las Vegas, NV
Big West (1st) vs. MAC (1st)

Nokia Sugar Bowl
December 31, 1995 at 6:30 p.m. (ABC)
Louisiana Superdome
New Orleans, LA
Coalition: 4th and 6th choice

Outback Bowl
January 1, 1996 at 10 a.m. (ESPN)
Tampa Stadium
Tampa, FL
Big Ten (3rd) vs. SEC (3rd)

Peach Bowl
December 30, 1995 at 7 p.m. (ESPN)
Georgia Dome
Atlanta, GA
ACC (3rd) vs. SEC (4th)

Poulan/Weed Eater Independence Bowl
December 29, 1995 at 5 p.m. (ESPN)
Independence Stadium
Shreveport, LA
At-large vs. At-large

Rose Bowl
January 1, 1996 at 4 p.m. (ABC)
Rose Bowl
Pasadena, CA
Big Ten (1st) vs. Pac-10 (1st)

St. Jude Liberty Bowl
December 30, 1995, 11 a.m. (ESPN)
Liberty Bowl Memorial Stadium
Memphis, TN
Conference USA (1st) vs. At-large

Sun Bowl
December 29, 1995 at 1:30 p.m. (CBS)
Sun Bowl Stadium
El Paso, TX
Big Ten (5th) vs. Pac-10 (3rd)

Weiser Lock Copper Bowl
December 27, 1995 at 8 p.m.
Arizona Stadium
Tucson, AZ
WAC (2nd) vs. Big 12 (4th)

All times are Central Standard Time

'95 Big Ten Schedule

August 26

Virginia at Michigan
(Pigskin Classic)

August 27

Boston College vs. Ohio State
(Kickoff Classic)

September 2

Michigan at Illinois (ABC)
Purdue at West Virginia
Northwestern at Notre Dame (NBC)
Colorado at Wisconsin (ABC)

September 9

Illinois at Oregon
Western Michigan at Indiana
Northern Iowa at Iowa
Memphis at Michigan
Nebraska at Michigan State
Texas Tech at Penn State
Notre Dame at Purdue

September 16

Arizona at Illinois
Kentucky at Indiana
Iowa at Iowa State
Michigan at Boston College
Michigan State at Louisville
Ball State at Minnesota
Miami, OH at Northwestern
Washington at Ohio State
Temple at Penn State
Wisconsin at Stanford

September 23

Michigan State at Purdue
East Carolina at Illinois
Southern Mississippi at Indiana
Minnesota at Syracuse
Air Force at Northwestern
Penn State at Rutgers
Ohio State at Pittsburgh
Southern Methodist at Wisconsin

WHO WON'T PLAY

ILL ... Penn State and Purdue
IND ... Minnesota and Wisconsin
IA ... Michigan and Purdue
MICH ... Iowa and Wisconsin
MSU... N'western and Ohio St.
MINN ... Indiana and Penn State
NU ... Michigan St. and Ohio St.
OSU ... Mich. St. and N'western
PSU ... Illinois and Minnesota
PU ... Illinois and Iowa
WIS ... Indiana and Michigan

September 30

Indiana at Northwestern
Wisconsin at Penn State (ESPN)
New Mexico State at Iowa
Miami, OH at Michigan
Arkansas State at Minnesota
Notre Dame at Ohio State
Ball State at Purdue
Boston College at Michigan State

October 7

Illinois at Indiana
Iowa at Michigan State
Northwestern at Michigan
Ohio State at Penn State
Purdue at Minnesota

October 14

Michigan State at Illinois
Indiana at Iowa
Northwestern at Minnesota
Ohio State at Wisconsin
Penn State at Purdue

October 21

Michigan at Indiana
Penn State at Iowa
Minnesota at Michigan State
Purdue at Ohio State
Wisconsin at Northwestern

October 28

Indiana at Penn State
Iowa at Ohio State
Michigan State at Wisconsin
Minnesota at Michigan
Northwestern at Illinois

November 4

Illinois at Iowa
Michigan at Michigan State
Ohio State at Minnesota
Penn State at Northwestern
Wisconsin at Purdue

November 11

Illinois at Ohio State
Michigan State at Indiana
Iowa at Northwestern
Purdue at Michigan
Wisconsin at Minnesota

November 18

Indiana at Ohio State
Iowa at Wisconsin
Michigan at Penn State
Minnesota at Illinois
Northwestern at Purdue

November 24


Purdue at Indiana

November 25

Illinois at Wisconsin
Minnesota at Iowa
Ohio State at Michigan
Penn State at Michigan State

Media

Jason Maniecki was an all-Big Ten selection both on the field and in the classroom last season.



Media Information

KEY CONTACTS

SID Office: (608) 262-1811
SID Facsimile: (608) 262-8184

Steve Malchow, Director

Call with credential requests, interviews for Coach Barry Alvarez and general football information.

Home: (608) 238-8199.

Justin Doherty, Associate Dir.

Call with requests for phone and post-practice interviews with Wisconsin players and game program requests.

Home: (608) 833-4811.

Julie Kluge, Assistant Director

Call with requests for photo and historical archives and assistant coach interviews.

Home: (608) 271-3549.

Releases & Statistics

Big Ten Fax-on-Demand — The Big Ten Conference uses the latest in technology to better serve the media. The Conference and its member schools provide 24-hour access to the latest press releases, statistics and notes on Big Ten sports. Media members simply call the Fax-On-Demand phone number (available through the Big Ten Office) and request the information they wish to receive. Requested information will be faxed back immediately.

Because of this technology, the University of Wisconsin no longer mails its football release (notes, depth, statistics) to media personnel.

Credentials

Press box — Requests for credentials to cover Wisconsin football should be sent on company letterhead to: Steve Malchow, Sports Information Director, University of Wisconsin, 1440 Monroe Street, Madison, WI 53711. The fax number is (608) 262-8184. Requests should be received at least one week in advance of the game. Credentials are either mailed or left at Media Will Call (gate 6).

Credentials will be issued according to the following priorities: 1) television and radio stations originating a live broadcast; 2) national publications and newspapers filing for the following day's publication; 3) newspapers designated by the visiting sports information director; 4) television and radio stations covering for nightly news; and 5) all other requests will be evaluated on a space-available basis. Spouses, dates, non-workers and children are not allowed in the media areas as dictated by the NCAA Media Guidelines book.

Photographers — Sideline credentials will be issued only to accredited photographers, TV reporters and camera operators on assignment. You must display both a credential and an armband prominently to be on the field level. Your game credential alone will not give you access to the sidelines. Armbands can be picked up in the Reinke Room of the Wisconsin Field House. Flipcards and refreshments are available in the Reinke Room two hours prior to kickoff. Media members cannot shoot between the 25-yard lines. Wisconsin follows NCAA and Big Ten guidelines regarding event photography.

Parking — A very limited number of parking passes are available to working media. They will be issued on a first-come, first-served basis.

Game-day Services

Media services — Working facilities for the press are located on the fourth level of the Communications Center. Flipcards, notes and programs are delivered to each working location prior to kickoff. A complete statistical package will be available after the game.

Fax service — Final game statistics are entered immediately after the game on the Big Ten's Fax-On-Demand service.

Interviews — With approximately four minutes left in the game, media members will be escorted to the interview areas by Associate SID Justin Doherty. Coach Barry Alvarez meets the media in the McClain Auditorium (second floor). Requested players are available in the weight room (lower level of McClain facility). The Wisconsin locker room is closed to the media.

Phones — Several courtesy phone lines on the first and second rows of the press area (level four of the Communications Center) are available on a first-come, first-served basis. Media requiring their own phones should call Wisconsin Bell (800/447-7738) to order lines. Additionally, contact UW Telecommunications (608/262-0521) to confirm that lines have been ordered from Wisconsin Bell.

Interview Requests

Practices — All Wisconsin practices, including Friday walk-throughs, are closed. Alvarez and players are available after practice according to the following guidelines.

Players — Badger players can be interviewed during the week on Tuesdays and Wednesdays after practice (approximately 6 p.m.). Phone calls by players to out-of-town media are made at the players' convenience between 7:30-10 p.m. CT on Tuesdays and Wednesdays only. Interviews should be arranged through the Sports Information Office (608/262-1811) by noon of the day the player is requested. Home numbers will not be made available to media members, and players have been instructed not to conduct interviews when contacted without prior approval.

Head Coach — Barry Alvarez holds a weekly media conference Mondays at 1 p.m. in the "W" Club Room. Alvarez is available after practice Tuesday through Friday. Audio cuts from Alvarez' Monday press conference are available after 4 p.m. on Mondays by calling (608) 263-3100. Comments from Alvarez' Monday media session are also available through the league's Fax-on-Demand System.

Additionally, Alvarez is available every Tuesday from 11:50-noon CT on the Big Ten Teleconference. Media should call the Big Ten Communications Department (708/696-1010) to get the phone number to access the weekly teleconference. *These sessions are for media use only.*

BIG TEN TELECONFERENCE

Throughout the Big Ten football season, media members can gain access to conference coaches on Tuesdays via the Big Ten Teleconference. For the phone number, media members should contact the Big Ten Conference Communications Department at (708) 696-1010.

Each coach will be on the line for 10 minutes according to the schedule below. Questions will be limited to the media from that coaches' Saturday opponent. If time remains after those questions, media members not covering that coaches' game may ask questions. Times listed are central time zone.

- 11:00-11:10 John Cooper
- 11:10-11:20 Lloyd Carr
- 11:20-11:30 Bill Mallory
- 11:30-11:40 Nick Saban
- 11:40-11:50 Hayden Fry
- 11:50-noon Barry Alvarez**
- Noon-12:10 Lou Tepper
- 12:10-12:20 Jim Colletto
- 12:20-12:30 Joe Paterno
- 12:30-12:40 Gary Barnett
- 12:40-12:50 Jim Wacker
- 12:50-1:00 selected players

SATELLITE FEEDS

Wisconsin football highlights and comments from Coach Barry Alvarez' weekly press conference are available on satellite throughout the season. Media should contact Associate SID Justin Doherty to get coordinates and exact times of the uplink.

Wisconsin's Media Services

- **Sunday**
Alvarez weekly TV Show
Release on Fax-On-Demand (7 p.m.)
- **Monday**
Alvarez media conference (1 p.m.)
2-3 players at media conference
- **Tuesday**
Alvarez on Big Ten Teleconference
Weekly satellite feed
Player interviews after practice
Players make out-of-town phone calls
- **Wednesday**
Player interviews after practice
Players make out-of-town phone calls
- **Thursday and Friday**
Alvarez available after practice
No player interviews
- **Saturday**
Press box opens 3 hours before kickoff
Stats on Fax-on-Demand after game

Phone Directory

Administration (area code is 608)

Director of Athletics	Pat Richter (Wisconsin, 1964)	262-5068
Assoc. AD/Administrative Officer	Alan Fish (Luther, 1973)	262-3157
Assoc. AD/Sports Administrator	Cheryl Marra (Slippery Rock, 1977)	263-3214
Assoc. AD/Sports Administrator	Joel Maturi (Notre Dame, 1967)	262-0099
Assoc. AD/Marketing, Promotions and Licensing	Vince Sweeney (Wisconsin, 1979)	262-5583
Academic & Student Affairs Director	Alan Zussman (Wisconsin, 1970)	262-1787
Chief Financial Officer	Nancy Seifert (Wisconsin, 1974)	262-5449
Community Relations	Jim Bakken (Wisconsin, 1963)	262-0119
Fundraising and Booster Clubs	Duane Kleven (Wisconsin, 1961)	262-0553
Equipment Manager	Jim McCormick (Western Michigan, 1988)	262-3789
Head Trainer	Dennis Helwig (Wisconsin, 1974)	262-3798
Sports Information Director (Men's)	Steve Malchow (Iowa, 1983)	262-1811
Strength and Conditioning	John Dettmann (UW-Oshkosh, 1983)	262-5613
Technical Coordinator	Jim Roberts (North Dakota State, 1979)	262-5100
Ticket Director	Tim Van Alstine (St. Norbert, 1982)	262-1600

Football Staff (area code is 608)

Head Coach	Barry Alvarez (Nebraska, 1969)	262-1861
Offensive Coordinator & Quarterbacks	Brad Childress (Eastern Illinois, 1978)	262-1861
Defensive Coordinator & Inside Linebackers	Kevin Cosgrove (UW-Oshkosh, 1979)	262-1861
Assistant Head Coach & Defensive Line	John Palermo (Florida State, 1974)	262-1861
Out. Linebackers, Strong Safeties & Special Teams	Jay Hayes (Idaho, 1984)	262-1861
Running Backs	Brian White (Harvard, 1986)	262-1861
Offensive Line	Jim Hueber (South Dakota, 1971)	262-1861
Defensive Backs	Mike Cassity (Kentucky, 1976)	262-1861
Wide Receivers	Henry Mason (Central Missouri State, 1979)	262-1861
Tight Ends	Bernie Wyatt (Iowa, 1962)	262-1861
Administrative Assistant	John Chadima (Iowa, 1988)	262-1861

Head Coaches (area code is 608)

Basketball (Men's)	Dick Bennett (Ripon College, 1965)	262-4597
Basketball (Women's)	Jane Albright-Dieterle (Appalachian State, 1981)	263-5506
Crew (Men's)	Randy Jablonic (Wisconsin, 1960)	262-4954
Crew (Women's)	Sue Ela (Wisconsin, 1975)	263-6698
Cross Country (Men's)	Martin Smith (Bridgewater, 1974)	262-5729
Golf (Men's & Women's)	Dennis Tiziani (Northland, 1964)	249-1000
Hockey	Jeff Sauer (Colorado College, 1965)	262-3932
Soccer (Men's)	Jim Launder (UW-Milwaukee, 1974)	262-7749
Soccer (Women's)	Dean Duerst (Wisconsin, 1984)	265-2974
Swimming (Men's & Women's)	Nick Hansen (Iowa State, 1987)	265-3336
Tennis (Men's)	Pat Klingelhoets (Wisconsin, 1972)	262-0997
Tennis (Women's)	Patti Henderson (Florida State, 1986)	263-6304
Track and Field (Men's)	Ed Nuttycombe (VPI, 1978)	262-4397
Track & Cross Country (Women's)	Peter Tegen (Koln, 1965)	263-5109
Volleyball	John Cook (San Diego, 1979)	263-5670
Wrestling	Barry Davis (Iowa, 1987)	262-4399

Primary Media

Print

Andy Baggot (beat)
Vic Feuerherd
Wisconsin State Journal
P.O. Box 8058
Madison, WI 53708
Phone: (608) 252-6165
Fax: (608) 252-6119

Michael Hunt (beat)
Dennis Chaptman
Milwaukee Journal Sentinel
202 State Street, Ste. 202
Madison, WI 53703
Phone: (608) 258-2271
Fax: (608) 258-2279

Mike Lucas
Capital Times
P.O. Box 8060
Madison, WI 53708
Phone: (608) 252-6474
Fax: (608) 252-6445

Jeff Potrykus
Badger Plus
202 State Street, Ste. 202
Madison, WI 53703
Phone: (608) 258-2271
Fax: (608) 258-2279

Pat Stiegman
On Wisconsin
5702 Bellows Circle
Madison, WI 53716
Phone: (414) 225-5000
Fax: (414) 224-0291

Sports Editor
Badger Herald
550 State Street
Madison, WI 53703
Phone: (608) 257-4712, ext. 26
Fax: (608) 257-6899

Chuck Carlson
Appleton Post-Crescent
306 W. Washington
Appleton, WI 54912
Phone: (414) 733-4411

Paul McKillip
Kenosha News
715 58th Street
Kenosha, WI 53141
Phone: (414) 657-1000

Kevin Isaacson
Green Bay Press-Gazette
435 E. Walnut Street
Green Bay, WI 54307
Phone: (414) 435-4411

Art Kabelowsky
La Crosse Tribune
401 N. Third Street
La Crosse, WI 54601
Phone: (608) 782-9710

Jim Swenson
Dubuque Telegraph-Herald
Eighth & Bluff Streets
Dubuque, IA 52001
Phone: (319) 588-5611

Dave Wedeward
Janesville Gazette
One S. Parker Drive
Janesville, WI 53547
Phone: (608) 754-3311

Steve Rupp
Wausau Daily Herald
P.O. Box 1286
Wausau, WI 54402
Phone: (715) 842-2101

Joe Dill
Oshkosh Northwestern
P.O. Box 2926
Oshkosh, WI 54903
Phone: (414) 235-7700

Ken Merrill
Racine Journal-Times
212 Fourth Street
Racine, WI 53403
Phone: (414) 634-3322

Tad Reeve
Eau Claire Leader-Telegram
701 S. Farewell Street
Eau Claire, WI 54702
Phone: (715) 833-9208

Television

Jeff Lenzen
WISC (Ch. 3)
7025 Raymond Road
Madison, WI 53719
Phone: (608) 276-7400
Fax: (608) 271-0800
COACHES' SHOW: fb & bb

Craig Coshun
WMTV (Ch. 15)
615 Forward Drive
Madison, WI 53711
Phone: (608) 274-7817
Fax: (608) 271-5194

Jay Wilson
WKOW (Ch. 27)
P.O. Box 100
Madison, WI 53701
Phone: (608) 274-6118
Fax: (608) 274-9569

Dennis Krause
WTMJ (Ch. 4)
720 E. Capital Drive
Milwaukee, WI 53201
Phone: (414) 332-9611
Fax: (414) 223-5466

Tom Pipines
WITI (Ch. 6)
9001 N. Green Bay Road
Milwaukee, WI 53217
Phone: (414) 355-6215
Fax: (414) 362-2141

Tom Sutton
WISN (Ch. 12)
P.O. Box 402
Milwaukee, WI 53201
Phone: (414) 342-8812
Fax: (414) 342-7505

Bill Farris
WHA (Ch. 21)
821 University Avenue
Madison, WI 53706
Phone: (608) 263-2121
Fax: (608) 263-9763
DELAY BROADCAST: fb & bb

Wire Services

Arnie Stapleton
Associated Press (Milw.)
918 N. Fourth Street
Milwaukee, WI 53203
Phone: (414) 271-0158
Fax: (414) 225-3599

Art Srb
Associated Press (Mad.)
1901 Fish Hatchery Road
Madison, WI 53713
Phone: (608) 258-9235

Radio


Matt Lepay (play-by-play)
Brian Posick
WIBA
P.O. Box 99
Madison, WI 53701
Phone: (608) 274-5450
Fax: (608) 274-5521
FLAGSHIP: fb & bb

Chuck Perce
WTSO
5721 Tokay Blvd.
Madison, WI 53719
Phone: (608) 274-1070
Fax: (608) 275-7125


Sports Director
WTMJ
720 E. Capital Drive
Milwaukee, WI 53201
Phone: (414) 332-9611
Fax: (414) 223-5255

Jack Swanson
Mike Moyer
Wisconsin Radio Network
121 E. Main Street #300
Madison, WI 53703
Phone: (608) 251-3900
Fax: (608) 251-7233

Radio Coverage



Matt Lepay



Mike Lucas

Badgers on Radio

For the second straight year, exclusive radio coverage of Badger football will be heard on the 43-station Wisconsin Radio Network. The University Athletic Department and Learfield Communications entered into an agreement for radio broadcast rights for Wisconsin football and basketball.

WIBA (1310 AM) and WOLX (94.9 FM) are the rights holders in the Madison market, and WTMJ (620 AM) carries the games in Milwaukee (see the accompanying affiliates list for the station in your area).

Entering his second season as football play-by-play announcer is Matt Lepay. He has served as voice of Badger basketball the past seven seasons. A 1984 graduate of Ohio State, Lepay was Sports Director at WTSO in Madison before joining WIBA in 1994. He previously served as Sports Director at WNCI in Columbus, Ohio, and prior to that worked at stations in Athens and Piqua, Ohio.

Joining Lepay on broadcasts for both football and basketball is Mike Lucas, long-time sports columnist at the *Capital Times*. Lucas, who worked on the broadcast team for Wisconsin's delay TV package before assuming color commentary duties on the radio, also provides daily sports commentaries on WIBA.

OUTSIDE OF MADISON?

Just dial 800-846-4749, punch in the Wisconsin team access code, and listen to live radio broadcasts of Badger football in 1995. The service is provided by TRZ Teamline. Fans, regardless of locale, can listen to exciting play-by-play every week. A valid VISA or MasterCard is required.

BADGER RADIO AFFILIATES

City	Station	Frequency
Amery	WXCE	1260 am
Antigo	WRLO	105.3 fm
Appleton	WHBY	1230 am
Ashland	WATW	1400 am
Beloit	WBEL	1380 am
Berlin	WISS	102.3 fm
Black River Falls	WWIS	1260 am
Dodgeville	WDMP	810 am
Duluth, Minn.	WDSM	710 am
Eau Claire	WBIZ	1400 am
Fond du Lac	KFIZ	1450 am
Green Bay	WNFL	1440 am
Hayward	WRLS	92.1 fm
Iron Mountain, Mich.	WJNR	101.5 fm
Janesville	WCLO	1230 am
Kenosha	WLIP	1050 am
La Crosse	WKBH	1570 am
Lancaster	WGLR	1280 am
Madison	WIBA	1310 am
Madison	WOLX	94.9 fm
Manitowoc	WOMT	1240 am
Marshfield	WDLB	1450 am
Mauston	WRJC	1270 am
Medford	WIGM	1490 am
Milwaukee	WTMJ	620 am
Monroe	WEKZ	1260 am
Platteville	KTOQ	1590 am
Portage	WPDR	1350 am
Reedsburg	WRDB	1400 am
Rhineland	WOBT	1240 am
Rice Lake	WJMC	1240 am
Richland Center	WRCO	1450 am
River Falls	WEVR	1550 am
Shawano	WTCH	960 am
Sheboygan	WHBL	1330 am
Sparta	WKLJ	1290 am
Stevens Point	WSPO	1010 am
Sturgeon Bay	WDOR	910 am
Viroqua	WVRQ	1360 am
Waupaca	WDUX	800 am
Wausau	WSAU	550 am
West Bend	WBKV	1470 am
Wisconsin Rapids	WFHR	1320 am

Television Coverage

Badgers on Television

The resurgence of Wisconsin football has increased live television exposure for the Badgers dramatically. With the help of conference TV agreements with ESPN and ABC, the Badgers have appeared on national or regional television 14 times in the last two seasons.



Two games for the 1995 season have already been selected by the major networks for coverage. The Badgers' opener vs. Colorado on Sept. 2 will be shown by ABC, beginning at 7 p.m. CT. Wisconsin's first trip to Penn State since the Nittany Lions joined the Big Ten will be aired by ESPN starting at 4:45 p.m. CT.

Additional Wisconsin games may be selected for live television coverage, but those schedules are not released until 1-2 weeks prior to the games.


For the 20th consecutive season, Badger home football games will be televised on a delayed basis by Wisconsin Public Television. The Madison affiliate is WHA (channel 21 or cable channel 11). Broadcast across the state educational network, Badger replays air Saturdays at 10:30 p.m. The network includes WHA-Madison, WPNE-Green Bay, WLEF-Park Falls, WHWC-Menomonie, WHLA-La Crosse, WHRM-Wausau and WMVT-Milwaukee.

Barry Alvarez Television Show

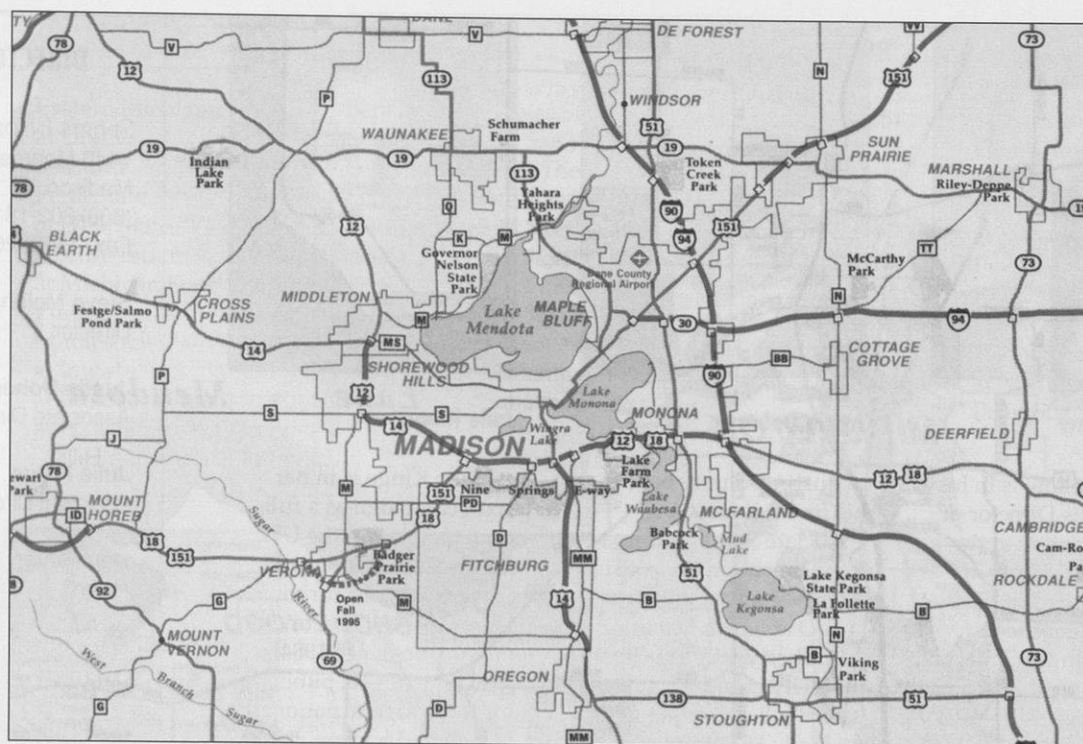
The "Barry Alvarez Television Show," hosted by WISC sports director Jeff Lenzen, is a 30-minute program of highlights, interviews and features on Badger football. Seven stations — WISC-Madison (11 a.m.), WISN-Milwaukee (11 a.m.), WSAW-Wausau (11 a.m.), WFRV-Green Bay (11 a.m.), WXOW-La Crosse (11:05 p.m.), WQOW-Eau Claire (11:05 p.m.) and WJMN-Marquette, Mich. (11 a.m.) — show the program each Sunday.



Campus Map



Area Map



Directions to Camp Randall Stadium

From the Dane County Airport — Exit airport via International Lane to Packers Avenue (Hwy. 113). Turn left on Packers Avenue, which changes to Pennsylvania Avenue, Johnson Street, Gorham Street and then University Avenue. Stay on University Avenue through campus until Randall Avenue (look for Milan's Sub Shop and McDonald's on the left side of University). Turn left on Randall Avenue. Go approximately three blocks until Randall forks. Take the right fork (Monroe Street). Camp Randall Stadium is located on the right side on Monroe Street.

From south and I-90 (from Chicago) — Take I-90 to the Madison beltline (Highway 12/18). West on the beltline to Park Street (Hwy. 151). Exit right (north). Take Park Street to Regent Street. Turn left on Regent Street, then approximately six blocks to Camp Randall Stadium.

From east and I-94 (from Milwaukee) — Take I-94 to Highway 30 West. Take Highway 30 to its end at Highway 113 South. Turn left onto 113 South, which becomes Packers/Pennsylvania Avenue. Continue on Packers/Pennsylvania Avenue, which changes to Johnson Street, Gorham Street and then University Avenue. Stay on University Avenue through campus until Randall Avenue (look for Milan's Sub Shop and McDonald's on the left side of University). Turn left on Randall Avenue. Go approximately three blocks until Randall forks. Take the right fork (Monroe Street). Camp Randall Stadium is located on the right side on Monroe Street.

From west and I-90/94 (from Minneapolis) — Take I-90/94 to Highway 151 South (East Washington Avenue). Continue on East Washington Avenue to the State Capitol Building. Turn right on Webster Street and complete half a square around the Capitol (Webster to Dayton to Fairchild). Turn right on West Washington Avenue. Follow West Washington to Regent Street. Turn right onto Regent Street. Follow Regent to Camp Randall Stadium.

Sports Information



Steve Malchow

Steve Malchow is in his sixth season as Director of Sports Information at the University of Wisconsin. He is in charge of publicity for all 11 Badger men's sports programs.

Malchow worked from 1979-89 at Iowa as a student, graduate and full-time assistant in the Sports Information Office before accepting his post at the UW-Madison.

He is a member of the College Sports Information Directors of America (CoSIDA), which has honored more than 30 of his press guides for excellence. His 1985 football and basketball books at Iowa were rated first and second in the nation, respectively.

The 1983 graduate of Iowa earned degrees in marketing, journalism and management sciences. He is a member of the College Football and Basketball Writer's Associations. A native of Sioux City, Iowa, Steve is single and resides in Madison.




Justin Doherty

Justin Doherty begins his first full season as Associate Sports Information Director at Wisconsin after two-and-a-half years as SID at North Dakota.

Doherty will coordinate publicity efforts for men's basketball and assist with football. He serves as editor of the football and basketball game programs and oversees sports information tasks for golf, tennis and swimming.

At UND he directed publicity efforts for a 15-sport athletics program. Prior to that assignment, Doherty was assistant SID at Northern Michigan (1990-92). He was sports editor at the Marshall (Mich.) Chronicle for eight months after earning a bachelor's degree in journalism from Michigan State. He was a student assistant in MSU sports information office from 1984-89.

A native of Southfield, Mich., Doherty and his wife, Martha, live in Madison.



Julie Kluge

Julie Kluge is in her sixth campaign as a full-time member of the UW Sports Information staff. She has worked for the University's Department of Athletics since 1984.

Kluge directs publicity for the Badgers' nationally recognized hockey, cross country and track teams. She assists with UW football. The 1988 graduate of Wisconsin has B.S. degrees in zoology and secondary education.

Kluge is editor of both the Wisconsin hockey media guide and game program. Her cross country and hockey media guides have earned national distinction from the College Sports Information Director's of America (CoSIDA).

Julie was also an assistant director in the publicity office of the Western Collegiate Hockey Association (1989).

A native of Benton, Wis., she is single and lives in Fitchburg.

DIRECTORY

SPORTS INFORMATION
1440 Monroe Street
Madison, WI 53711
(608) 262-1811
Fax: (608) 262-8184

Steve Malchow
Director

Justin Doherty
Associate Director

Julie Kluge
Assistant Director

Dan Meyer
Intern

Barb Wyatt
Secretary

Lisa Dinzeo
Britt Kinder
Student Assistants

SID FACSIMILE
(608) 262-8184

ATHLETIC DEPT.
(608) 262-1866

FOOTBALL OFFICE
(608) 262-1861

TICKET OFFICE
(608) 262-1440 or
1-800-GO-BADGERS

Future Schedules

1996


Sept. 7 Eastern Michigan
 Sept. 14 at UNLV
 Sept. 21 Stanford
 Sept. 28 Penn State
 Oct. 12 at Ohio State
 Oct. 19 Northwestern
 Oct. 26 at Michigan State
 Nov. 2 Purdue
 Nov. 9 Minnesota
 Nov. 16 at Iowa
 Nov. 23 at Illinois
 Nov. 30 at Hawaii

1997


Sept. 6 Boise State
 Sept. 13 at San Jose State
 Sept. 20 San Diego State
 Sept. 27 Indiana
 Oct. 4 at Northwestern
 Oct. 11 Illinois
 Oct. 18 at Purdue
 Oct. 25 at Minnesota
 Nov. 8 Iowa
 Nov. 15 Michigan
 Nov. 22 at Penn State

1998


Sept. 5 at San Diego State
 Sept. 12 Ohio University
 Sept. 19 UNLV
 Sept. 26 Northwestern
 Oct. 3 at Indiana
 Oct. 10 Purdue
 Oct. 17 at Illinois
 Oct. 24 at Iowa
 Nov. 7 Minnesota
 Nov. 14 at Michigan
 Nov. 21 Penn State



Jason Suttle



Reggie Torian



Daryl Carter

Index

A

Academic all-Big Ten, 135
 Academic awards, 134
 Academics & athletics, 2
 Academic support, 10-11
 All-America bios, 125-30
 All-America list, 131
 All-Big Ten, 145
 All-purpose yardage records, 172-73
 All-Star games, 142-43
 All-time Assistants, p. 154
 All-time Team, 132
 Alvarez, Barry, 44-49
 Associate Ath. Directors, 61-62
 Attendance, 194-95

B

Big Ten Champions, 114-18
 Big Ten Conference, 9
 Big Ten schedule, '95, 228
 Big Ten review, '94, 104-07
 Bowl game recaps, 120-23
 Bowl game records, 119
 Bowl schedule, '95, 227

C

Camp Randall records, 188
 Camp Randall Stadium, 20-21
 Campus life, 4
 Captains, 124
 Cassity, Mike, 50
 Chadima, John, 59
 Childress, Brad, 51
 Coaches' records, 191
 College Football Foundation Hall of Fame, 133
 Community Service, 26
 Cosgrove, Kevin, 52
 Crowds, game-by-game, 196-97

D

Defensive records, 185-87
 Depth chart, '95, 37

E

Equipment room, 16

F

Fall training camp, 24
 Football facilities, 22
 Freshmen bios, 93-94
 Future schedules, 239

G

Graduate assistants, 59

H

Hayes, Jay, 53
 Heisman Trophy, 144
 Homecoming records, 190
 Honors, '94, 112
 Hueber, Jim, 54

I

Interception records, 180-81

K

Kickoff return records, 174-75

L

Last time ..., 214
 Lettermen, 146-54

M

McClain Center, 23
 Madison, 4
 Maps & directions, 236-37
 Margins, wins & losses, 199
 Mason, Henry, 55
 Media notes, 230-31

N

NCAA leaders, 193
 NFL, 18-9
 NFL draft, 136-39
 Night game records, 191

O

Opponents, '95, 216-226
 Outlook, '95, 34-36

P

Palermo, John, 56
 Passing records, 162-65
 Phone directory, 232
 Player bios, 66-91
 Polls, final, 201
 Polls, week-by-week, 200
 Pre-modern era records, 189
 Primary media, 233
 Pronunciation guide, 37
 Punting records, 178-79
 Punt return records, 176-77

R

Radio coverage, 234
 Receiving records, 166-69
 Results, '94, 96
 Retired numbers, 130
 Richter, Pat, 61
 Roster, alphabetical, 40-41
 Roster, numerical, 38-39
 Roster, by state, 42
 Rushing records, 158-61
 Rushing tandems, 192

S

Scores, all-time, 204-10
 Scoring records, 182-84
 Season bests, 198
 Series records, 201
 Series scores, 211-13
 Sports Information staff, 238
 Silver Football, 124

Single-game bests, 199
 Statistics, '94, 96-97
 Summaries, '94, 108-11
 Support heads, 63-64

T

Team awards, 140-41
 Team records, 156-57
 Television coverage, 235
 Television records, 190
 Total offense records, 170-71
 Training room, 14-15
 Trends, 198

U

University of Wisconsin, 5

V

Vs. ranked foes, 191


W

W Club Hall of Fame, 141
 Walk-on program, 25
 Ward, David, 60
 Weight room, 12-13
 White, Brian, 57
 Wyatt, Bernie, 58

Y


Yearly records, 202-03

W UNIVERSITY OF WISCONSIN




David Sluka

Tony Simmons




Tarek Saleh




Rob Orcutt

Jerry Wunsch



David Sluka

Steve Stark



UW Photo Media

Bryan Jurewicz

Eric Unverzagt




David Sluka



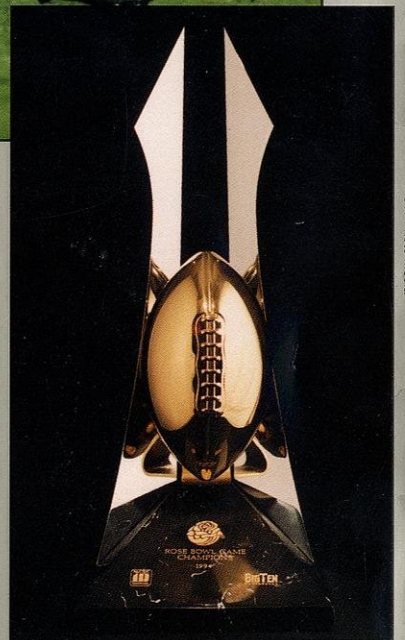
UW Photo Media

1995 Hall of Fame Bowl



David Sluka

Coach Barry Alvarez



UW Photo Media

1994 Rose Bowl